

#CLIMBWITHUS

PENN STATE MEN'S BASKETBALL

GAME **17**

NORTHWESTERN

January 5, 2018 | 8 p.m. ET
University Park, Pa.
Bryce Jordan Center (15,261)

SCHEDULE / RESULTS

Date	Opponent	TV	Time/Result
------	----------	----	-------------

NOVEMBER

10 Fri.	CAMPBELL (BTN+)		W, 86-75
12 Sun.	FAIRLEIGH DICKINSON (BTN+)	W	81-57

LEGENDS CLASSIC

UNIVERSITY PARK REGIONAL

15 Wed.	MONTANA (BTN)		W, 70-57
---------	---------------	--	----------

17 Fri.	COLUMBIA (BTN+)		W, 79-65
---------	-----------------	--	----------

LEGENDS CLASSIC

BARCLAYS CENTER - BROOKLYN, N.Y.

20 Mon.	vs. Pittsburgh (ESPN3)		W, 85-54
---------	------------------------	--	----------

21 Tues.	vs. #16/#19 Texas A&M (ESPN2)		L, 87-98
----------	-------------------------------	--	----------

LEGENDS CLASSIC

UNIVERSITY PARK REGIONAL

24 Fri.	ORAL ROBERTS (BTN+)		W, 86-48
---------	---------------------	--	----------

B1G/ACC CHALLENGE

29 Wed.	at N.C. State (ESPNU)		L, 78-85
---------	-----------------------	--	----------

DECEMBER

2 Sat.	at Iowa * (BTN)		W, 77-73
--------	-----------------	--	----------

4 Mon.	WISCONSIN * (ESPN2)		L, 63-64
--------	---------------------	--	----------

9 Sat.	GEORGE WASHINGTON (BTN)	W	74-54
--------	-------------------------	---	-------

17 Sun.	at George Mason (Stadium)		W, 72-54
---------	---------------------------	--	----------

19 Tues.	BINGHAMTON (BTN+)		W, 80-65
----------	-------------------	--	----------

22 Fri.	RIDER (BTN)		L, 70-71
---------	-------------	--	----------

30 Sat.	COPPIN STATE (BTN+)		W, 88-43
---------	---------------------	--	----------

JANUARY

2 Tues.	at Maryland * (BTN)		L, 69-75
---------	---------------------	--	----------

5 Fri.	NORTHWESTERN * (FS1)		8 p.m.
--------	----------------------	--	--------

9 Tues.	at Indiana * (BTN)		6:30 p.m.
---------	--------------------	--	-----------

12 Fri.	NEBRASKA * (BTN)		7 p.m.
---------	------------------	--	--------

15 Mon.	MINNESOTA * (BTN)		7 p.m.
---------	-------------------	--	--------

20 Sat.	at Northwestern * (BTN)		2 p.m.
---------	-------------------------	--	--------

25 Thur.	at Ohio State * (BTN)		8 p.m.
----------	-----------------------	--	--------

27 Sat.	RUTGERS * (BTN)		4 p.m.
---------	-----------------	--	--------

31 Wed.	at Michigan State * (BTN)		6:30 p.m.
---------	---------------------------	--	-----------

FEBRUARY

3 Sat.	IOWA * (BTN)		6 or 8 p.m.
--------	--------------	--	-------------

7 Wed.	MARYLAND * (BTN)		6:30 p.m.
--------	------------------	--	-----------

11 Sun.	at Illinois * (BTN)		7 p.m.
---------	---------------------	--	--------

15 Thur.	OHIO STATE * (BTN)		8 p.m.
----------	--------------------	--	--------

18 Sun.	at Purdue * (BTN)		8 p.m.
---------	-------------------	--	--------

21 Wed.	MICHIGAN * (BTN)		7 p.m.
---------	------------------	--	--------

25 Sun.	at Nebraska * (BTN)		5:15 p.m.
---------	---------------------	--	-----------

BIG TEN TOURNAMENT

Wed.-Sun.	Madison Square Garden	BTN/CBS
-----------	-----------------------	---------

Feb. 28-March 4 (New York, N.Y.)

All Times Eastern | HOME GAMES in BOLD CAPS |

* - Big Ten game

Associated Press rankings listed above.

GAMEDAY MATCHUP

NORTHWESTERN WILDCATS

RECORD: 10-6, 1-2 Big Ten

Coach: Chris Collins (5th year at Northwestern)

2017-18 Leading Scorer

#20 Scottie Lindsey, Sr., G/F - 14.6 ppg

2017-18 Leading Rebounder:

#5 Dererk Pardon, Jr., C - 6.9 rpg

2017-18 Assists Leader:

#30 Bryant McIntosh, Sr., G - 5.5 apg

PENN STATE NITTANY LIONS

RECORD: 11-5, 1-2 Big Ten

Coach: Patrick Chambers (7th year at Penn State)

Starters Returning/Lost: 5/0

2017-18 Leading Scorer:

#10 Tony Carr, So., G - 18.7 ppg

2017-18 Leading Rebounder:

#24 Mike Watkins, RSo. F - 9.0 rpg

2017-18 Assists Leader:

#10 Tony Carr, So., G - 4.8 apg

PROBABLE STARTERS

#	NAME	POS.	ELG.	PTS	REB	STAT	NOTES
11	Lamar Stevens	F	So.	14.1	6.8	2nd ppg/rpg	6-straight dbl-figure scoring games
24	Mike Watkins	F	R-So.	12.7	9.0	51 blks	13th car dbl-dbl 17pts / car-best 17 reb at Md.
10	Tony Carr	G	So.	18.7	4.8	ppg 3rd in B1G	39th career gm with 10+ pts / 6.0 apg in B1G
23	Josh Reaves	G	Jr.	11.0	4.5	B1G steals leader	Nationally ranked for steals & A:T ratio (7th-3.87)
33	Shep Garner	G	Sr.	10.8	1.9	263 career 3s	49.1 3FG pct in month of December (26-53)

STAT COMPARISON

PS	STAT	N
77.8	Scoring Average	75.1
64.9	Opponent Scoring Average	67.0
46.5	Field-Goal Percentage	43.8
41.0	Opponent Field-Goal Percentage	43.8
7.4	3-Pointers Per Game	8.4
38.4	3-Point Field Goal Percentage	35.7
34.2	Opponent 3-Point Field Goal %	37.2
69.6	Free Throw Percentage	76.1
37.8	Rebounds Per Game	34.1
33.0	Opponent Rebounds Per Game	32.3
15.2	Assists Per Game	15.2
13.3	Turnovers Per Game	11.8
9.1	Steals Per Game	5.5
6.1	Blocks Per Game	2.9

SERIES RECORD

Penn State leads the overall series versus Northwestern 29-18 and 15-6 in games played at University Park. Northwestern, however, has won the last two games, including the 2016-17 Big Ten opener, at the Bryce Jordan Center.

These two teams meet again in 15 days on Saturday, January 20, at Allstate Arena.

Here are the details of the series:

Overall series: Penn State leads 29-18
at University Park: Penn State leads 15-6
at Northwestern: Penn State leads 13-10
at neutral sites: Northwestern leads 2-1
Big Ten games: Penn State leads 29-17

The list of the meetings in the last 10 seasons is on page 3 of these notes. The full list of all games in the series is on [page 187 of the Penn State media guide](#).

NITTANY LIONS' RECORD

2017-18	Overall	H	A	N	OT
Overall	11-5	8-2	2-2	1-1	0-0
January	0-1	0-0	0-1	0-0	0-0
December	5-2	3-2	2-0	0-0	0-0
November	6-2	5-0	0-1	1-1	0-0

STREAKS:

Overall
L1 Last Win: 12-30 vs. Coppin State (88-43)
Last Loss: 1-2 at Maryland (69-75)

Home
W1 Last Win: 12-30 vs. Coppin State (88-43)
Last Loss: 12-22 vs. Rider (70-71)

Away
L1 Last Win: 12-17 at George Mason (72-54)
Last Loss: 1-2 at Maryland (69-75)

Neutral
L1 Last Win: 11-20-17 vs. Pittsburgh (85-54)
Last Loss: 11-21-17 vs. #16 Texas A&M (87-98)

B1G
L2 Last Win: 12-2-17 at Iowa (77-73)
Last Loss: 1-2-18 at Maryland (69-75)

DETAILS

WATCH: FS1

Lisa Byington & Dickey Simpkins

LISTEN: Steve Jones (pxp)

& Dick Jerardi (analyst)

Online at GoPSUsports.com/lionvision

Sirius XM: Sirius 81 | XM 81 | Internet 81

OPENING TIP

Penn State has played or will play at least one scheduled basketball game on every day of the week this season. The Nittany Lion-Wildcat contest in the BJC is Penn State's first-ever home regular season conference game to take place on a Friday.

Penn State's only other Friday Big Ten game was at Ohio State on November 20, 1998.

#CLIMBWITHUS

GoPSUsports.com



@PennStateMBB

@Coach_Chambers



pennstatebasketball



PennStateMBB

2017-18 ROSTER & TEAM INFORMATION

#	NAME	POS.	ELG.	HT.	WT.	HOMETOWN	HIGH SCHOOL / LAST SCHOOL
1	Deivis Zemgulis	F	Jr.	6-6	220	Kaunas, Lithuania	St. Mary Ryken (Md.)
3	Satchel Pierce	F	Jr.	7-0	255	Baberton, Ohio	The Kiski School (Pa.)/Virginia Tech
4	Nazeer Bostick	G	So.	6-4	203	Philadelphia, Pa.	Roman Catholic
5	Jamari Wheeler	G	Fr.	6-1	170	Live Oak, Fla.	Rock School
10	Tony Carr	G	So.	6-5	204	Philadelphia, Pa.	Roman Catholic
11	Lamar Stevens	F	So.	6-8	226	North Wales, Pa.	Roman Catholic
20	Taylor Nussbaum	G	Fr.	6-2	175	South Salem, N.Y.	Cheshire Academy (Conn.)
21	John Harrar	F	Fr.	6-9	243	Wallingford, Pa.	Strath Haven
22	Grant Hazle	F	So.	6-5	192	Kingwood, Texas	Westbury Christian School
23	Josh Reaves	G	Jr.	6-4	210	Fairfax, Va.	Oak Hill Academy (Va.)
24	Mike Watkins	F	R-So.	6-9	254	Philadelphia, Pa.	Phelps School
33	Shep Garner	G	Sr.	6-2	196	Chester, Pa.	Roman Catholic
35	Trent Buttrick	F	Fr.	6-8	234	Bloomsburg, Pa.	Community School of Naples (Fla.)
44	Julian Moore	F	Gr.	6-10	248	Philadelphia, Pa.	Germantown Academy

► COACHING STAFF

Head Coach: Patrick Chambers (Philadelphia '94)
 Associate Head Coach: Keith Urgo (Fairfield '02)
 Assistant Coach: Dwayne Anderson (Villanova '09)
 Assistant Coach: Jim Ferry (Keene State '90)
 Director of Basketball Operations: Ross Condon (Villanova '07)
 Director of Player Development: David Caporaletti (Philadelphia '93)
 Director of On-Campus Recruiting: Nicholas Colella (Penn State '13)
 Athletic Trainer: Jonathan Salazer (Penn State '93)
 Strength Coach: Greg Miskinis (Penn State '08)

► PRONUNCIATIONS

BUTTRICK BUTT-rick
 HARRAR Final R is silent, HERR-ah
 Deivis ZEMGULIS Davis Zem-Goo-Liss
 Kaunas CO-nuss

► THE UNIVERSITY

Name	The Pennsylvania State University
Location	University Park, Pa. 16802
Founded	1855
Enrollment	41,359 undergraduate, 47,261 (UP overall)
Nickname	Nittany Lions
Colors	Blue & White
Conference	Big Ten Conference
Division	NCAA Division I
Home Court (capacity):	Bryce Jordan Center (15,261)
President	Dr. Eric J. Barron
Athletic Director	Sandy Barbour
Deputy Athletic Director/COO	Phil Esten
Sport Administrator	Lynn Holleran
Ticket Office Phone	1-800-NITTANY

► BASKETBALL HISTORY

First Year of Basketball:	1897
No. of Seasons	121 (122nd)
All-Time Record	1,447 - 1,160
Record In BJC	219-135 (22nd Season)
NCAA Tourney Years (Record)	9 (9-11); Last: 2011
NIT Years (Record)	10 (22-9); Last: 2009 Champs
CBI Years (Record)	1 (1-1); Last: 2014

► COACHING STAFF

Head Coach	Patrick Chambers
Alma Mater	Philadelphia Univ. '94
Overall Record (yrs)	140-142 (8)
Record at Penn State (yrs)	98-114 (6)
Basketball Office	814-865-5494
Contact	814-863-3163 (SID)

Associate Head Coach Keith Urgo (Fairfield '02)
 Assistant Coach Dwayne Anderson (Villanova '09)
 Assistant Coach Jim Ferry (Keene State '90)
 Director of Operations Ross Condon (Villanova '07)
 Director of Player Development David Caporaletti (Philadelphia '93)
 Director of On-Campus Recruiting Nicholas Colella
 Athletic Trainer Jon Salazer
 Strength & Conditioning Coach Greg Miskinis

► 2017-18 TEAM

Letterwinners Returning/Lost	9 / 4
Starters Returning/Lost	5 / 0
Newcomers	5*

*includes Satchel Pierce who sat out 2016-17 to comply with NCAA transfer rules

2016-17	15-18 (H: 9-7; A: 3-7; N: 3-4)
2017 Big Ten Finish	6-12, t-12th
2017 Big Ten Tournament	1-1, Second Round W, Nebraska, 76-67 (ot) L, Michigan State, 51-78

Associate Director Strategic Communications/
 MBB Contact: Rose Pietrzak Carter
 E-Mail: rose@psu.edu
 Office / Cell: 814-863-3163 / 814-441-8438
 Twitter: @PennStateMBB & @GoPSURose

Assistant Director Strategic Communications/
 MBB Secondary Contact: Jocelyn VerVelde
 E-Mail: jocelyn@psu.edu
 Cell: 814-876-2710

Strategic Communications Office: 814-865-1757
 Bryce Jordan Center Press Row: 814-863-3294
 Website: GoPSUsports.com

THE 2017-18 NITTANY LIONS:

► BY STATE/COUNTRY

PENNSYLVANIA (8)

Nazeer Bostick

Trent Buttrick

Tony Carr

Shep Garner

John Harrar

Julian Moore

Lamar Stevens

Mike Watkins

FLORIDA (1)

Jamari Wheeler

NEW YORK (1)

Taylor Nussbaum

OHIO (1)

Satchel Pierce

TEXAS (1)

Grant Hazle

VIRGINIA (1)

Josh Reaves

LITHUANIA (1)

Davis Zemgulis

► BY ELIGIBILITY

GRADUATE (1)

Julian Moore

SENIORS (1)

Shep Garner

JUNIORS (3)

Satchel Pierce

Josh Reaves

Davis Zemgulis

SOPHOMORES (5)

Nazeer Bostick

Tony Carr

Grant Hazle

Lamar Stevens

Mike Watkins

FRESHMEN (4)

Trent Buttrick

John Harrar

Taylor Nussbaum

Jamari Wheeler

► BY HEIGHT

Satchel Pierce 7-0

Julian Moore 6-10

John Harrar 6-9

Mike Watkins 6-9

Trent Buttrick 6-8

Lamar Stevens 6-8

Davis Zemgulis 6-6

Tony Carr 6-5

Grant Hazle 6-5

Josh Reaves 6-4

Nazeer Bostick 6-4

Shep Garner 6-2

Taylor Nussbaum

6-2

Jamari Wheeler 6-1

► BY MAJOR

Nazeer Bostick: Undergraduate Studies

Trent Buttrick: Undergraduate Studies

Tony Carr: Recreation, Park,

& Tourism Management

Shep Garner: English

John Harrar: Undergraduate Studies

Grant Hazle: Biology

Julian Moore (graduate): Information

Systems Technology

Taylor Nussbaum: Undergraduate Studies

Satchel Pierce: International Politics

Josh Reaves: Criminology

Lamar Stevens: Business Management

Mike Watkins: Criminology

Jamari Wheeler: Undergraduate Studies

Davis Zemgulis: Food Science

QUICK HITS

- The Nittany Lions have scored 80 or more points seven times so far in this season. On the defensive side, Penn State has held seven opponents under 60 points in 2017-18.
- Penn State continues to rank as the Big Ten's top team in steals, now with 145 and 16 more than the league's second-place team, Illinois (129), through 16 games.
- Junior guard Josh Reaves, who averages 2.47 steals per game, good for 15th in the national rankings, has 133 career steals. The Fairfax, Va., native has been the team's steals leader in 36 games and needs three more steals to tie for the No. 10 spot on Penn State's all-time list.

Senior guard Shep Garner is also positioned to enter the Nittany Lions' all-time steals chart with 130 career steals. He has led the Nittany Lions in that category in 33 games in his career.

SERIES VS. NORTHWESTERN

Overall series: Penn State leads 29-18
at University Park: Penn State leads 15-6
at Northwestern: Penn State leads 13-10
at neutral sites: Northwestern leads 2-1
Big Ten games: Penn State leads 29-17

Meetings over last 10 seasons:

Date	Location	PS Pts	N Pts	Result
1/2/2008	A	79	68	W
12/31/2008	H	61	57	W
2/17/2010	H	81	70	W
2/28/2010	A	79	60	W
2/13/2011	H	65	41	W
2/24/2011	A	66	52	W
1/1/2012	A	56	68	L
2/25/2012	H	66	67	L
1/10/2013	H	54	70	L
3/7/2013	A	66	59	W
3/6/2014	A	59	32	W
2/21/2015	A	39	60	L
1/16/2016	A	71	62	W
3/3/2016	H	61	71	L
12/27/2016	H	77	87	L

B1G OPPONENTS

	All B1G Games	B10 Tourney	Overall
Illinois	13-28	0-3	16-28
Indiana	11-35	2-2	11-37
Iowa	15-27	1-1	16-29
Maryland	1-4	--	9-13
Michigan	11-33	2-1	12-34
Michigan St.	8-33	2-1	8-37
Minnesota	14-31	0-3	14-33
Nebraska	6-6	2-0	8-7
Northwestern	29-17	1-2	29-18
Ohio State	13-34	1-4	15-37
Purdue	11-34	0-2	12-35
Rutgers	3-2	--	40-31
Wisconsin	10-36	1-1	10-36
TOTAL	145-320	12-20	200-375

- Redshirt sophomore forward Mike Watkins was named Penn State's male student-athlete of the week for his 17-point/17-rebound performance at Maryland (1/2). Watkins had his fifth double-double of the season and 13th in his career.
- The latest kenpom.com rankings place Penn State 42nd overall with a No. 17 rating for adjusted defense.

DOUBLE-DIGITS IN DECEMBER

Penn State has reached double-digit wins by the calendar year end for the third time under coach Patrick Chambers and only the fourth time since 1997-98.

Season	Wins
2017-18	11
2015-16	10
2014-15	12
2008-09	12

MARGINS OF EXCELLENCE

In the Patrick Chambers era, steady progress has been made in increasing the Nittany Lions' scoring and rebounding averages. In the most recent NCAA statistical rankings, Penn State is ranked 45th for scoring margin at +12.9. Its highest ranking was 35th at +14.2 scoring margin.

On the rebounding side, the Nittany Lions are ranked 78th with a +4.8 margin.

THREES HIGHER

The Nittany Lions had their highest three-point field goal total in the Patrick Chambers' era with 14 against Coppin State, one shy of the program-record 15 (Hartford, 2008; Purdue 2001).

When Penn State had 12 three-pointers at Iowa (12/2/17), it was the highest total for the Nittany Lions in a Big Ten game since connecting on 14 vs. Northwestern in the BJC during the 2004-2005 season. It also matched the high mark for threes in a conference road game, previously recorded at Northwestern on February 8, 1998.

Since the 2011-12 season, Penn State has had 32 games with nine or more three-point field goals and since 2015-16 has registered 13 games with 10 or more three-point field goals.

Here's a look at the Nittany Lions' highest single-game totals since 2011-12:

1. 14	vs. Coppin State	12/30/17
2. 13	vs. St. John's	12/18/16
3. 12	at Iowa	12/2/17
4. 11	Indiana (3ot)	2/1/17
11	Colgate	11/23/16
11	Nebraska	2/25/16
11	Youngstown State	11/23/11
8. 10	12x, last vs. Binghamton	12/19/17
20. 9	13x, last at Maryland	1/2/18



MEN'S BASKETBALL

100%

NCAA GRADUATION SUCCESS RATE

5TH CONSECUTIVE YEAR

#CLIMBWITHUS

MBB LEADS BIG TEN; POSTS FIFTH-STRAIGHT YEAR WITH 100% GSR


Penn State student-athletes continue to graduate well above their peers nationwide, delivering a record-tying academic performance, according to data announced by the National Collegiate Athletic Association (NCAA).

The NCAA's annual graduation rates study of institutions across the nation revealed Penn State student-athletes at the University Park campus earned a Graduation Success Rate (GSR) of 90 percent to tie the school's all-time record, previously set in the 2010 NCAA report. Nittany Lion students posted a 90 percent graduation rate compared to the 86 percent average for all Division I institutions for students entering from 2007-08 through the 2010-11 academic year.

The NCAA data revealed student-athletes from nine Penn State squads, including men's basketball, earned a Graduation Success Rate of 100 percent, an increase of two from last year's seven teams and up four from the 2015 total of five squads.

The men's basketball team had a perfect 100 percent GSR score for the fifth consecutive year and its graduation figure was 22 points higher than the Division I average (100 to 78 percent).

Image: JoonasSuotamo instagram



CHEWBACCA... THE NITTANY LION

When Nittany Lion basketball student-athlete Joonas Suotamo included in his profile information that his dream job would be “any part of the movie industry,” he probably would have not believed he’d be playing one of the most recognizable roles of all time. When looking to cast for Chewbacca, Disney contacted the Finnish basketball team and found the perfect fit in Suotamo. The former forward is in two franchise movies, including the current No. 1 movie in the world, “Star Wars: The Last Jedi,” which opened in December 2017, and “Solo: A Star Wars Story” opening May of 2018.

Check out this USA Today article to learn five things about Joonas Suotamo: [gopsu.info/USAToday5ThingsAboutJoonas](https://www.usatoday.com/story/sports/college/basketball/2018/05/08/joonas-suotamo-chewbacca/1091117001/). The 2008 Penn State film studies graduate was also featured in this *Pittsburgh Post-Gazette* article [gopsu.info/PPG_walkingcarpet](https://www.post-gazette.com/stories/sports/college/2018/05/08/joonas-suotamo-chewbacca/1091117001/).

FIRST THINGS FIRST

Penn State became the first Big Ten team to record a win in the 2017-18 season with a late afternoon tipoff time vs. Campbell.

With the Big Ten season-opening win at Iowa, Penn State had its first 1-0 start in conference play since the 2010-11 season.

SEVEN OPPONENTS UNDER 60

Coppin State became the seventh team in 2017-18 to be held to fewer than 60 points by the defensive-minded Nittany Lions.

On two occasions this season, Penn State kept back-to-back opponents from scoring more than 60 points as it allowed George Washington and George Mason only 54 points each. In November, the Nittany Lions held Fairleigh Dickinson and Montana to 57 points. Coppin State (43) and Oral Roberts (48) were both kept below 50 points.

Penn State is 9-1 in 2017-18 and was 11-0 in 2016-17 when keeping its opponents below 70 points. All six Big Ten wins in 2016-17 came when opponents were kept at or below 70 with two teams held under 60 points.

AND UNDER 40

The Nittany Lions were 9-1 in 2016-17 when holding opponents under 40 percent shooting from the field. The lone loss was to then-No. 14 Purdue, who shot 39.7 percent Feb. 21 in the BJC.

With a 7-0 mark so far in 2017-18 when Penn State holds an opponent under 40 percent from the field, the Nittany Lions are now 62-18 record under head coach Patrick Chambers.

PLAYER ACCOMPLISHMENTS

Scoring 10+	14-15	15-16	16-17	17-18	Car
Shep Garner	15	23	21	9	68
Tony Carr			26*	13	39
Lamar Stevens			21	13	34
Mike Watkins			16	11	27
Josh Reaves		6	6	10	22
Julian Moore	1	3	1		5
Satchel Pierce			--	1	3
Nazeer Bostick			--	3	3
Jamari Wheeler				1	1
Deivis Zemgulis		1	--		1

Rebounds 10+	14-15	15-16	16-17	17-18	Car
Mike Watkins			9	6	15
Tony Carr			2		2
Lamar Stevens			--	2	2
Josh Reaves		1	--	1	2
Julian Moore	--	1	--		1

DOUBLE-DOUBLES	16-17	17-18	Car
Mike Watkins	8*	5	13
Tony Carr	2		2
Lamar Stevens	--	2	2

Points 20+	14-15	15-16	16-17	17-18	Car
Shep Garner		11	5	1	17
Tony Carr			7	5	12
Lamar Stevens			5	4	9
Josh Reaves			2		2
Mike Watkins			1	1	2

Points 30+	14-15	15-16	16-17	17-18	Car
Shep Garner		1	--		1
Tony Carr			--	2	2

LED TEAM IN

SCORING	14-15	15-16	16-17	17-18	Car
Shep Garner	1	11	7	2	21
Tony Carr			8	7	15
Lamar Stevens			8	4	12
Mike Watkins			4	2	6
Josh Reaves			3		3
Jamari Wheeler			--	1	1
Nazeer Bostick			--	1	1
Julian Moore		1			1
Satchel Pierce			--		1 ^{VT}

REBOUNDING	14-15	15-16	16-17	17-18	Car
Mike Watkins			21	7	28
Lamar Stevens			7	4	11
Tony Carr			7	2	9
Shep Garner	2	4	2		8
Julian Moore		5	2		7
Josh Reaves		2	2	2	6
Jamari Wheeler			--	2	2
Deivis Zemgulis		1	--		1

ASSISTS	14-15	15-16	16-17	17-18	Car
Shep Garner	12	22	6	1	41
Tony Carr			23	8	31
Josh Reaves		9	6	5	20
Lamar Stevens			2	1	3
Jamari Wheeler			--	2	2
Julian Moore		2	--		2
Mike Watkins			1		1

BLOCKS	14-15	15-16	16-17	17-18	Car
Mike Watkins			27	14	41
Julian Moore	3	5	5		15
Josh Reaves		6	5		11
Lamar Stevens			5	4	9
Tony Carr			1		1
Nazeer Bostick			1		1

STEALS	14-15	15-16	16-17	17-18	Car
Josh Reaves		10	18	8	36
Shep Garner	8	15	8	2	33
Lamar Stevens			7	2	9
Tony Carr			4	2	6
Mike Watkins			5		5
Nazeer Bostick			2	1	3
Julian Moore		2			2
Jamari Wheeler			--	5	5

*Penn State freshman record

FIVE FOR FIVE

The Nittany Lion starters all scored in double figures vs. Binghamton and all five had five or more field goals (6 FG – Stevens, Carr, Reaves; 5 FG – Garner, Watkins) for the first time since a November 19, 2013, game vs. La Salle at the Bryce Jordan Center. Against the Explorers, Donovan Jack, Brandon Taylor and Ross Travis each had six field goals and Tim Frazier and D.J. Newbill had five each.

REAVES, PRINCE OF THIEVES

Junior Josh Reaves currently ranks in the NCAA top 15 individually for total steals (11th-37) and steals per game (15th-2.47). His defensive contributions have helped Penn State to a No. 9 national ranking with 145 total steals and No. 14 rank in steals per game (9.1).

He has 133 career steals to date and needs three more to enter Penn State's career top-10 list. The No. 10 spot is currently held by Jarrett Stephens (1996-2000) with 136. His 133 total ranks him 37th on the NCAA list of active career leaders. His 1.93 career per game average places him 16th on the NCAA list of active career leaders.

Reaves had 60 steals in 2016-17, a total that was just on the outside of Penn State's single-season chart at 11th, quite an accomplishment since Reaves missed six games to start the season.

DOUBLING UP, AGAIN

Josh Reaves (10 pts, 13 rebounds) and Lamar Stevens (10 pts, 11 reb) recorded the latest instance of two Nittany Lions with double-doubles in the same game vs. Rider (12/22). Stevens and Watkins teamed up for the feat at George Mason (12/17). Penn State now has had 33 instances of two players recording double-doubles in the same game.

The double-double statistics date back to the 1976-77 season and in that time period, only one known game with three players with double-doubles has occurred. Carvin Jefferson (16 pts, 10 reb), Steve Kuhn (14 pts, 11 reb) and Chris Ericksen (14 pts, 19 reb) all had double-doubles vs. Memphis State (12/17/1976).

CENTENNIAL GAMES

On a team dominated with youth, two Nittany Lions have eclipsed the century mark for games played. Senior Shep Garner played in his 100th game as a Nittany Lion in the season opener vs. Campbell and is now at 115. Graduate student Julian Moore reached the 100-game milestone at the end of the 2016-17 season and now has played in 118 games which is 24th on the NCAA Division I active career leaders list.

SWAT-KINS

With his second of four blocks against Rider, Mike Watkins moved into the No. 3 spot on Penn State's career blocked shots list. The Philadelphia, Pa., native, who contributed 90 blocked shots to Penn State's record team total of 182 in 2016-17, now has 141 for his career. He is second among the NCAA active career leaders with 2.96 per game.

CAREER BLOCKED SHOTS

	BLK	BPG	
1.	428	3.8	Calvin Booth, 1995-99
2.	191	2.3	John Amaechi, 1993-95
3.	141	2.96	Mike Watkins, 2017-present

BLOCK PARTY

Redshirt sophomore Mike Watkins has 51 of the Nittany Lions' 98 blocked shots on the year, a total that has Penn State ranked seventh nationally for total blocked shots and 16th for blocked shots per game (6.1).

PENN STATE CAREER 20-PLUS POINT GAMES

Shep Garner (17)

- 30 at Boston College, 12/2/2015
- 26 vs. Columbia, 11/17/2017
- 26 vs. Colorado, 12/22/2015
- 25 vs. Albany, 11/11/2016
- 25 vs. Ohio State, 3/10/2016
- 24 vs. Rutgers, 2/4/2017
- 22 vs. Illinois, 3/6/2016
- 22 at Michigan State, 2/28/2016
- 22 vs. Nebraska, 2/25/2016
- 22 vs. Michigan (MSG), 1/30/2016
- 22 at George Washington, 12/8/2015
- 21 vs. St. John's, 12/18/2016
- 20 vs. Minnesota, 1/5/2016
- 20 vs. Cincinnati, 11/20/2016
- 20 vs. Ohio State, 2/28/2017
- 20 at Rutgers, 2/20/2016

Tony Carr (12)

- 33 vs. Campbell, 11/10/2017
- 31 vs. Texas A&M, 11/21/2017 >>
- 29 at N.C. State, 11/29/2017
- 24 vs. Indiana, 1/18/2017
- 23 at Indiana (3ot), 2/1/2017 **
- 21 vs. Coppin State, 12/30/2017
- 21 vs. Purdue, 2/21/2017
- 21 vs. Ohio State, 2/28/2017
- 20 vs. Fairleigh Dickinson, 11/12/2017
- 20 at Minnesota, 2/25/2017
- 20 vs. Duke, 11/19/2016
- 20 vs. Duquesne, 11/13/2016 **

Lamar Stevens (9)

- 26 at Indiana (3ot), 2/1/2017 **
- 25 vs. Montana, 11/15/2017
- 25 vs. Texas A&M, 11/21/2017 >>
- 25 vs. Maryland, 2/7/2017
- 24 vs. Duquesne, 11/13/2016 **
- 23 at George Mason, 12/17/17
- 22 at Iowa, 12/2/2017
- 21 at Illinois, 2/11/2017
- 20 vs. Morgan State, 12/21/2016

Josh Reaves (2)

- 25 at Iowa, 3/5/2017
- 22 vs. Northwestern, 12/27/2016

Mike Watkins (2)

- 22 vs. Wisconsin, 12/4/2017
- 20 at George Washington, 11/26/2016

** Carr and Stevens scored 20+ points in the same game in 2017-18

>> Carr and Stevens scored 20+ points in the same game in 2016-17

PENN STATE CAREER 30-PLUS POINT GAMES

Tony Carr (2)

- 33 vs. Campbell, 11/10/2017
- 31 vs. Texas A&M, 11/21/2017

Shep Garner (1)

- 30 at Boston College, 12/2/2015



NEW FACES, THE SEQUEL

Coach Patrick Chambers and the Penn State Men's Basketball program welcomed new Nittany Lions Myles Dread and Rasir Bolton to the family on November 8 when the pair signed their National Letters of Intent to enroll at Penn State and play for the Nittany Lions. The full press release is available here: gopsu.info/MBBDreadBolton.

NITTANY LIONS RECORD WHEN

At home	8-2
On road	2-2
Neutral	1-1
vs. Top-25 teams	0-1
Leading at the half	11-2
Trailing at the half	0-3
Lead w/ 5:00 to play	11-2
Trail w/ 5:00 to play	0-3
In overtime(s)	--
Wearing white (at home)	7-1
Wearing white (as visiting team)	0-1
Wearing gray	0-1
Wearing blue	3-2
Wearing pink and black	1-0
Game decided by 1-5 pts	1-2
Game decided by 6-10 pts	0-2
Game decided 11-15 pts	4-1
Game decided by 16+ pts	6-0
PSU scores < 60 points	--
PSU scores 60-69 pts	0-2
PSU scores 70-79 pts	5-2
PSU scores 80-89 pts	6-1
PSU scores 90+ pts	--
PSU scores 100+ pts	--
Opp. scores < 60 pts	7-0
Opp. scores 60-69 pts	2-1
Opp. scores 70-79 pts	2-2
Opp. scores 80-89 pts	0-1
Opp. scores 90-99 pts	0-1
Opp. scores 100+ pts	--
1 PSU player scores 10+	--
2 PSU players score 10+	1-1
3 PSU players score 10+	2-3
4 PSU players score 10+	3-0
5 PSU players score 10+	4-1
6 PSU players score 10+	1-0
PSU outrebounds opp.	9-2
Opp. outrebounds PSU	2-2
Rebounds are equal	0-1
PSU has more turnovers	1-4
Opp. has more turnovers	9-1
Turnovers are equal	1-0
FG% over 40%	10-4
FG% less than 40%	1-1
Opp. FG% over 40%	4-5
Opp. FG% less than 40%	7-0
PSU outshoots opp.	8-1
Opp. outshoots PSU	2-4
In November	6-2
In December	5-2
In January	0-1
In February	--
In March	--
On Sunday	2-0
On Monday	1-1
On Tuesday	1-2
On Wednesday	1-1
On Thursday	--
On Friday	3-1
On Saturday	3-0



THE "CLIMB" CONQUERED

Coach Patrick Chambers led more than 20 members of the "Legion of Blue" student section, the Nittany Lion mascot, media and staff members to the top of Mount Nittany in September.

Tied into the Nittany Lions' social media hashtag #ClimbWithUs, the hike covered 1.2 miles round trip and reached an elevation of 1,900 feet. The top of Mount Nittany offers views of the Bryce Jordan Center, Beaver Stadium, the University Park campus and State College.

Individually, Watkins is second among active NCAA Division I career leaders with 2.94 per game. His 2017-18 numbers place him fifth nationally with 51 total blocks and sixth with 3.40 per game.

STAYING ON TOP

Mike Watkins not only set the Penn State freshman mark for rebounds, he also claimed the top spot for career field goal percentage at 59.0 percent following his rookie campaign. In the games in the month of December, Watkins was 42-63 for a 66.7 field goal percentage from the field. After going 8-11 from the field at Maryland (1/2), his career percentage is now 62.0.

CAREER FG PERCENTAGE

	PCT	FGM	FGA	
1.	62.0	209	337	Mike Watkins, 2016-present
2.	58.3	539	924	Jarrett Stephens, 1996-00
3.	54.6	301	551	Andrew Jones, 2008-11
4.	54.2	162	299	Sasa Borovnjak, 2009-13
5.	53.9	489	907	Ed Fogell, 1986-90

GARNER NOW 13TH IN SCORING

Shep Garner moved to No. 13 on Penn State's all-time scoring list after leading the Nittany Lions with 18 points vs. Rider. He currently has 1,355 career points. Garner finished his junior season with 1,183 points for 21st on the career chart.

PTS FGM 3FG FTM

1.	2,213	722	317	452	Talor Battle, 2008-11
2.	2,138	738	662	555	Jesse Arnelle, 1952-55
3.	1,986	615	308	448	Joe Crispin, 1998-01
10.	1,459	532	172	224	Tom Hovasse, 1986-89
11.	1,372	539	6	288	Jarrett Stephens, 1996-00
12.	1,369	413	206	337	Titus Ivory, 1997-01
13.	1,355	444	263	204	S. Garner, 2014-present

FOR THREEEEEEEEEE.....

Garner is also moving up the Nittany Lions' rankings for career three-point field goals made. Garner connected on 82 treys in 2016-17, which placed him 10th on the single-season list. With 47 this season for 263 in his career, Garner has a hold on the No. 4 spot. He also ranks fourth for Penn State in all-time attempts with 728. With his 263 career made three-pointers, Garner is now 10th on the NCAA Division I active career leader list.

CAREER 3-POINT FIELD GOALS

	3FG	3FGA	PCT	
1.	332	829	40.0	Pete Lisicky, 1994-98
2.	317	930	34.1	Talor Battle, 2008-11
3.	308	885	34.8	Joe Crispin, 1998-2001
4.	263	728	36.1	Shep Garner, 2014-present
5.	221	579	38.2	Danny Morrissey, 2005-09

KING WHEELER

Freshman Jamari Wheeler has provided a spark for the Nittany Lions, averaging 19.3 minutes per game this season. He tied his career-best with seven rebounds vs. Coppin State and had a career-best and team season-high six steals at George Mason. Wheeler is ranked second in the Big Ten for total steals and steals per game behind teammate Josh Reaves. His 32 steals are good for a national ranking of 27th and his 2.0 steals per game for a No. 48 spot.

CARR'S FRESHMAN 26

Tony Carr scored in double figures 26 times during his freshman season -- another Penn State rookie record to his credit. In addition to his 139 assists in 2016-17, he topped Jesse Arnelle (23) for most games with 10 or more points in a freshman season.

CARR'S FRESHMAN 28

When Carr was asked during media day if he had gained 28 pounds in the offseason, the Philadelphia, Pa., native was quick to quip that he gained 28 pounds of *muscle* to his frame, now weighing in, literally, at 204 for his sophomore season.

MINUTE BY MINUTE

An injury at the end of 2016-17 sidelined sophomore guard Nazeer Bostick for the remainder of the season, just as his minutes on the floor were increasing. Bostick has been first off the bench in seven games and has two starts this season. The Philadelphia, Pa., native had his first career start against Columbia (11-17) and played a career-high 35 minutes, producing 10 points and a career-best eight rebounds. Against Pittsburgh, he had 10 points with four assists and four steals with no turnovers. He shared the team scoring lead with Jamari Wheeler with 14 points against Oral Roberts (11-24).

Bostick has connected for a field goal in the last five straight games and has a three-pointer in each of the last three games. He had five points and a rebound in eight minutes at Maryland.

20/20 TIMES 2

Tony Carr (31) and Lamar Stevens (25) replicated a tandem of 20-plus point efforts against 16th-ranked Texas A&M (11/21/17) when they both scored 20-plus points in a game. The tandem accomplished the feat two times, the first time against Duquesne (11/13/16) and again in the three-overtime game at Indiana (2/1/2017).

With Stevens' and Carr's 20-plus points in November 2016, it marked the first time since March 15, 1989 that two Penn State freshmen posted 20 or more points in the same game, when Freddie Barnes (24) and Monroe Brown

(32) pulled off the feat against Murray State in the opening round of the NIT.

PHILLY SIX NOW SEVEN

With the addition of freshman John Harrar from Wallingford, seven Nittany Lions on the 2017-18 roster hail from the Philadelphia area. Nazeer Bostick, Tony Carr, Shep Garner and Lamar Stevens represent Roman Catholic High School. Mike Watkins is from The Phelps School and Julian Moore is from Germantown Academy.

NITTANY LION RETURNS

Penn State men's basketball coach Patrick Chambers announced in December 2017 that alumnus and four-year Nittany Lion letterman, Jarrett Stephens '00, will be working with the program as a consultant.

Stephens, who played from 1996-2000, will assist student-athletes in student development areas, which include life skills development, the transition from high school to college, life after college, and community engagement.

Stephens completed his Penn State career at No. 5 on the Nittany Lions' all-time scoring list with 1,372 career points and was eighth with 703 career rebounds. He held the top spot in career field goal percentage at 58.3 for 17 years until current redshirt sophomore forward Mike Watkins claimed the No. 1 spot following the 2016-17 season.

Penn State's first-ever consensus first-team All-Big Ten selection, Stephens was an All-Big Ten Tournament and All-NIT Finals pick as well as a USWBA All-Region choice. Following his collegiate career, Stephens played professionally for nearly a decade with teams in Europe and South America.

NCAA / Big Ten Statistical Rankings top 80 // games through 1-3-2018

TEAM	NCAA Rank	BT Rank
Total Blocks	98	6
Total Steals	145	9
Steals Per Game	9.1	14
Blocked Shots Per Game	6.1	16
Total Rebounds	605	28
Scoring Defense	64.9	34
Scoring Margin	12.9	45
Total Assists	243	45
Turnovers Forced	15.94	55
Turnover Margin	2.7	55
3-Pt. FG Pct.	38.4	64
Field Goal Pct. Defense	41.0	77
Rebound Margin	4.8	78

INDIVIDUAL	NCAA	BT
Total Blocks		
Mike Watkins	51	5
Blocked Shots Per Game		
Mike Watkins	3.40	6
Field Goal Percentage		
Mike Watkins	67.5	7
Total Steals		
Josh Reaves	37	11
Jamari Wheeler	32	27
Steals Per Game		
Josh Reaves	2.47	15
Jamari Wheeler	2.00	48
Assist to Turnover Ratio		
Josh Reaves	3.87	7
Tony Carr	2.48	67
3-pt. FG Made		
Shep Garner	47	18
3-pt. FG Made Per Game		
Shep Garner	2.94	60
Rebounds Per Game		
Mike Watkins	9.0	47
Defensive Rebounds Per Game		
Mike Watkins	7.13	26
Total Rebounds		
Mike Watkins	135	33
Points Per Game		
Tony Carr	18.7	75
Double Doubles		
Mike Watkins	5	50



BASKETBALL IN THE BAHAMAS

Penn State traveled to the Bahamas for its foreign tour trip during the summer of 2017. While the Nittany Lions went 2-0 on their trip, including a double-overtime thriller in the first contest, they also got to experience some of the activities and culture of the islands. Coach Chambers, staff members and several players conducted a clinic on a nearby island on one of the first days after arrival.

NCAA champion, Olympian and Penn State alumnus Mike Sands, who now serves as the president of the Bahamas Association of Athletic Associations, was on hand for in the Nittany Lions' first win and visited with members of the coaching staff after the game.

An afternoon of snorkeling off the coast was scheduled as a break from practices and games and the team also met a group of elaborately costumed Junkanoo musicians playing traditional rhythms with trumpets, drums and percussion instruments.

RETURNING FIREPOWER

Penn State is one of 16 teams in the nation that returned 70 percent or more of its scoring, rebounding and assists from 2016-17.

Team	2016-17 Percentages		
	Pts	Reb	Assts
Bradley	96.8	95.8	98.4
Colgate	93	93.5	90.1
Cornell			
Hawai'i	71	75	77
Idaho	84.8	74.6	81.5
Iowa	73.7	82	77
Minnesota	87.1	91.8	90.9
Navy	82	73	87
No. Kentucky	77	84	84
Oakland	82	82	82
Penn State	80.8	87.8	81.8
Saint Joseph's	89	82	88
Seton Hall	90.5	89.8	72
SFA	75	84.1	70.7
USC	97.9	96.6	99.3
Wichita State	91.2	91.2	83.5

SCORE BY THE NUMBERS

Five of the six top scorers from a year ago return for Penn State in 2017-18, accounting for 77 percent of the team's total points last season. The 2016-17 freshmen trio of Tony Carr (13.2 ppg), Lamar Stevens (12.7 ppg) and Mike Watkins (7.7 ppg) contributed nearly half of the points.

BIG WINS

Penn State won a combined 13 Big Ten games in back-to-back seasons for just the seventh time in 25 years of Big Ten play. The Nittany Lions have had at least six league wins in consecutive years just three times previously. (93-95, 94-96 and 07-09). Penn State's January 1, 2017 win over Rutgers marked its earliest Big Ten win since the 2010-2011 season prior to the December 2, 2017 win at Iowa in 2017-18.

EVERY DAY OF THE WEEK

Penn State will play at least one scheduled basketball game on every day of the week during the 2017-18 season.

AND FIVE TIMES ON SUNDAY

Five Nittany Lion games are slated for Sundays, two during the nonconference portion of the schedule versus Fairleigh Dickinson (11/12) in the BJC and at George Mason (12/17). The remaining three Sunday games are against league opponents, take place in February, and all are on the road (2/11 at Illinois, 2/18 at Purdue and 2/25 at Nebraska).

NEW TO THE NITTANY LIONS

Four teams, Oral Roberts, Binghamton, Campbell and Montana, were first-time opponents for Penn State. The Nittany Lions went 4-0 against first-time opponents after defeating Campbell in the opener and Montana and Oral Roberts in the Legends Classic University

Park Regional games. Coach Chambers faced Binghamton four times at Boston University with now has a 5-0 record against the Bearcats after Penn State's December 19 win.

THE HOMESTAND

Penn State started the 2017-18 season with four home games over the span of eight days -- all at the Bryce Jordan Center. This opening homestand is the longest in coach Patrick Chambers' tenure -- previously three to tipoff the 2011-12 season -- and matches Penn State's four-game homestand to open the 2010-11 campaign. The Nittany Lions started 2-0 with wins over Campbell (86-75), scoring the most points in a season opener since the 2000-01 campaign, and Fairleigh Dickinson, notable for Penn State as it broke the BJC record for steals in an individual men's game with 18.

The Nittany Lions defeated Montana as part of the Progressive Legends Classic University Park Regional to improve their record to 3-0. Penn State topped Oral Roberts November 24 to close the homestand at 4-0.

REGISTRATION FOR ALUMNI WEEKEND NOW OPEN

Long-time Equipment Manager Mitch Stover to Serve as Honorary Captain for Iowa Game



The Penn State men's basketball program will celebrate alumni weekend Friday-Saturday, February 2-4, 2018. Mitch Stover, who has served as the equipment manager for the Nittany Lion basketball program for 23 years, has been selected as the honorary captain for the Penn State-Iowa game on February 3. All former Penn State men's basketball student-athletes and their families are invited back to campus for this fun-filled weekend.

"I have been blessed and honored to have worked with this team and in this athletics department," said Stover, who is planning on retiring at the end of this season. "It has been a privilege to have been a part of this incredible University for more than 36 years."

In addition to the game, a full slate of events is scheduled for the weekend with a Friday evening social, Saturday pre-game event in

the Bryce Jordan Center, alumni pickup game, the Lady Lions game vs. Michigan State on Feb. 4, and other activities. Tipoff for the Iowa game will be announced closer to the date of the contest, but will be either 6 p.m. or 8 p.m. Final event times will be determined once game time is set.

"Having our alumni back on campus is always a great experience," said Coach Patrick Chambers. "This year is even more special in that we all have the opportunity to honor and thank Mitch Stover for his 20-plus years of selfless service to this program."

For additional information, weekend registration information and to receive codes for the guaranteed hotel rate at the Nittany Lion Inn or The Penn Stater, please contact Wendy Miller at wem4@psu.edu or 814-865-5494.

THE WINS

Penn State has had 15 or more wins in each of the last four years. The Nittany Lions had not previously reached at least 15 wins in four-consecutive seasons since joining the Big Ten Conference. The Lions also have at least eight regular-season, non-conference wins in each of Chambers' six seasons.

THE HEARTBREAKERS

The one-point loss to Ohio State at the BJC was Penn State's seventh Big Ten game in 2016-17 that was decided in overtime or by one possession. Five of last season's conference losses were decided by five points or less: at Michigan (-3, 69-72); Indiana (-3, 75-78); Rutgers (-2, 68-70); Purdue (-4, 70-74 ot) and Ohio State (-1, 70-71).

TOPS IN TURNOVERS

Penn State led the Big Ten in forced turnovers in 2016-17. PSU opponents averaged 14.8 turnovers on the season and 14.5 in Big Ten play. Opponents had the same or more turnovers in all but four games.

ROOKIE MAJORITY

Penn State's 2016-17 season-opening lineup featured three players with freshman eligibility: Tony Carr, Lamar Stevens and Mike Watkins. It is the first time in program history three rookies have started in the season opener, and the first time at least three freshmen have started in any game since the final three games of the 2007-08 season.

The 2016-17 season opener was the third consecutive featuring at least one true freshman in the starting lineup with Josh Reaves starting last season and Shep Garner in 2014-15.

RANKED FOES TESTED IN BJC

Penn State won four-consecutive games against ranked teams in the Bryce Jordan Center: No. 21 Maryland (2/7/2017), No. 24 Minnesota (1/14/2017), No. 4 Iowa (2/17/16) and No. 22 Indiana (2/6/2016).

Seven of Chambers' eight wins over ranked teams have come in front of a home crowd at the BJC.

SHARE THE LOVE

Seven players led the team in scoring at least once in 2016-17 and six players combined for 24 outings with 20 or more points. According to research conducted by Memphis, Penn State, UMass and Memphis were the only schools with six players to tally at least 20 points in a game in 2016-17.

NEW PLACES

Penn State guard and alumnus Tim Frazier (2009-14), who spent the 2016-17 season with the NBA's New Orleans Pelicans, was acquired by the Washington Wizards on the eve of the league's 2017 draft. In his final 15 games of last season, he dished out 76 assists while only committing 10 turnovers. Nittany Lion D.J. Newbill inked a new contract for 2017-18 and will play with the NBL's New Zealand Sky City Breakers.

Other Nittany Lion alumni will compete for new teams this year as Talor Battle is now with Petrol Olimpija in Ljubljana, Slovenia and both Brandon Taylor (Jamtland, Sweden) and Donovan Jack (Bayer Giants Leverkusen) signed with new clubs in August.

THE PENN STATE COACHES SHOW PRESENTED BY PEPSI

"The Penn State Coaches Show Featuring Patrick Chambers Presented by Pepsi" began this week with the program broadcast live on 40-plus affiliates and on LionVision on GoPSUsports.com. The one-hour program at Primanti Bros. takes place every Thursday at 6:05 p.m. Fans are welcome to attend in person or listen live on LionVision on GoPSUsports.com.

In addition to Chambers, "The Penn State Coaches Show" will include segments with various coaches from other Penn State teams and athletics administrators. Guests of "The Penn State Coaches Show Presented by Pepsi" will answer questions from fans at Primanti Bros. and online. Fans can submit questions at www.GoPSUsports.com/askthecoach.

Steve Jones, the radio play-by-play voice of the Nittany Lion basketball and football teams, is host of "The Penn State Coaches Show Presented by Pepsi" and will be joined by Roger Corey, who also hosts the Penn State Sports Network's football pre-game Tailgate Show. Jeff Tarman is the producer of the show.

"The Penn State Coaches Show Featuring Patrick Chambers Presented by Pepsi" can be heard live on stations throughout Pennsylvania as well as New York City. Games and all programs are available live and as encore broadcasts for free online on LionVision and on the GoPSUsports mobile app.

The Penn State Sports Network is syndicated by Penn State Sports Properties, a property of Learfield Sports.

Catch the encore presentations here:
 Nov. 30 -- gopsu.info/MBBCoachesShow1130
 Dec. 7 -- gopsu.info/MBBCoachesShow127
 Dec. 14 -- gopsu.info/MBBCoachesShow1214
 Dec. 21 -- gopsu.info/MBBCoachesShow1221
 Jan. 4 -- gopsu.info/MBBCoachesShow14

More than 40 radio stations in Pennsylvania and New York will carry Nittany Lion Basketball games during the 2017-18 season. Radio announcer Steve Jones, in his 36th year with Penn State, will handle the play-by-play with USBWA Hall of Famer Dick Jerardi of the Philadelphia Daily News serving as analyst. Broadcasts begin 30 minutes prior to tip-off with the "Penn State Bookstore Pre-game Show." Broadcasts conclude with the PA Propane Association Postgame Show post-game show featuring coach and player interviews, game statistics and scores from around the nation.

Broadcasts are also available on SiriusXM with channels for each game announced in game notes. A station carrying a partial schedule is denoted with an asterisk (*).

City/Market	Station	Signal
Allentown/ Bethlehem/		
Easton*	WAEB	790-AM
Altoona	WVAM	1430-AM
Apollo	WAVL	910-AM
Avoca	WILK	103.1-FM
Bedford	WAYC	1600-AM
Bradford	WAGL	103.9-FM
Bradford	WAGL	99.1-FM
Clarion	WCCR	92.7-FM
Clearfield	WCPA	900-AM
Corry	WWCB	1370-AM
Coudersport	WAGL	103.9-FM
Coudersport	WAGL	99.1-FM
Erie	WPSE	1450-AM
Erie	WPSE	107.1-FM
Greensburg	WAVL	98.7-FM
Harrisburg	Sports Radio	96.5-FM
Harrisburg	Sports Radio	95.3-FM
Harrisburg	Sports Radio	1400-AM
Harrisburg	Sports Radio	93.5-FM (HD)
Hazleton	WKZN	1300-AM
Kane	WAGL	103.9-FM
Kane	WAGL	99.1-FM
Lansdale	WNPV	1440-AM
Lebanon	WLBR	1270-AM
Lewistown	WLIU	670-AM
Lewistown	WLIU	92.9-FM
New York Metro*	WVNJ	1160-AM
Oil City	WKQW	96.3-FM
Oil City	WKQW	1120-AM
Philadelphia	WNTP	990-AM
Philadelphia (if conflicts on WNTP)	WFIL	560-AM
Pittsburgh	KQV 1410-AM	
Pottsville	WPPA	1360-AM
Reading	WIOV	1240-AM
Reading	WIOV	98.5-FM
Scranton	WBZU	910-AM
Smethport	WAGL	103.9-FM
Smethport	WAGL	99.1-FM
State College	WQWK	1450-AM
Sunbury	WKOK	1070-AM
Towanda	WTTC	1550-AM
Troy	WTZN	1310-AM
Tyrone	WTRN	1340-AM
Tyrone	WTRN	100.7-FM
Wilkes-Barre	WILK	980-AM
Williamsport	WRAK	1400-AM
York / Red Lion	WGLD	1440-AM

2017-18 OVERALL STATISTICS

RECORD:	OVERALL	HOME	AWAY	NEUTRAL
ALL GAMES	11-5	8-2	2-2	1-1
CONFERENCE	1-2	0-1	1-1	0-0
NON-CONFERENCE	10-3	8-1	1-1	1-1

#	Player	gp-gs	min	avg	Total		3-Point		F-Throw		Rebounds				pf	dq	a	to	blk	stl	pts	avg
					fg-fga	fg%	3fg-fga	3fg%	ft-fta	ft%	off	def	tot	avg								
10	Carr, Tony	14-14	443	31.6	88-208	.423	31-61	.508	55-65	.846	14	51	65	4.6	25	1	67	27	2	17	262	18.7
11	Stevens, Lamar	16-16	473	29.6	83-194	.428	9-37	.243	51-68	.750	30	79	109	6.8	41	2	35	34	17	12	226	14.1
24	Watkins, Mike	15-15	400	26.7	81-120	.675	0-1	.000	28-44	.636	28	107	135	9.0	34	0	11	27	51	14	190	12.7
23	Reaves, Josh	15-15	448	29.9	60-116	.517	20-48	.417	25-34	.735	27	40	67	4.5	44	2	58	15	13	37	165	11.0
33	Garner, Shep	16-16	477	29.8	58-138	.420	47-118	.398	9-13	.692	5	26	31	1.9	33	0	22	24	0	14	172	10.8
04	Bostick, Nazeer	15-2	255	17.0	28-62	.452	4-12	.333	23-32	.719	10	24	34	2.3	19	0	13	22	2	12	83	5.5
05	Wheeler, Jamari	16-0	309	19.3	23-61	.377	4-20	.200	8-20	.400	13	27	40	2.5	36	2	29	18	1	32	58	3.6
03	Pierce, Satchel	13-0	117	9.0	8-24	.333	0-1	.000	15-26	.577	14	17	31	2.4	26	0	3	17	1	2	31	2.4
44	Moore, Julian	15-2	139	9.3	10-21	.476	0-0	.000	7-11	.636	12	15	27	1.8	12	0	2	8	11	3	27	1.8
01	Zemgulis, Deivis	8-0	60	7.5	4-11	.364	3-9	.333	2-2	1.000	7	2	9	1.1	5	0	3	3	0	1	13	1.6
21	Harrar, John	12-0	43	3.6	6-8	.750	0-0	.000	1-5	.200	5	3	8	0.7	9	0	0	3	0	1	13	1.1
35	Buttrick, Trent	7-0	31	4.4	2-7	.286	1-3	.333	0-2	.000	3	7	10	1.4	7	0	0	7	0	0	5	0.7
02	Nussbaum, Taylor	2-0	2	1.0	0-0	.000	0-0	.000	0-0	.000	0	0	0	0.0	0	0	0	0	0	0	0	0.0
22	Hazle, Grant	2-0	3	1.5	0-0	.000	0-0	.000	0-0	.000	0	0	0	0.0	0	0	0	0	0	0	0	0.0
Team											19	20	39				7					
Total.....		16	3200		451-970	.465	119-310	.384	224-322	.696	187	418	605	37.8	291	7	243	212	98	145	1245	77.8
Opponents.....		16	3200		366-892	.410	96-281	.342	210-304	.691	152	376	528	33.0	300	-	174	255	59	95	1038	64.9

TEAM STATISTICS	PSU	OPP	Date	Opponent	Score	Att.
SCORING	1245	1038	11/10/17	CAMPBELL	w 86-75	8512
Points per game	77.8	64.9	11/12/17	FAIRLEIGH DICKINSON	w 81-57	5802
Scoring margin	+12.9	-	11/15/17	MONTANA	w 70-57	5854
FIELD GOALS-ATT	451-970	366-892	11/17/17	COLUMBIA	w 79-65	6529
Field goal pct	.465	.410	11/20/17	vs Pittsburgh	w 85-54	5904
3 POINT FG-ATT	119-310	96-281	11/21/17	vs Texas A&M	L 87-98	5081
3-point FG pct	.384	.342	11/24/2017	ORAL ROBERTS	w 86-48	4463
3-pt FG made per game	7.4	6.0	11/29/17	at NC State	L 78-85	15270
FREE THROWS-ATT	224-322	210-304	* 12/02/17	at Iowa	w 77-73	12805
Free throw pct	.696	.691	* 12/4/17	WISCONSIN	L 63-64	6730
F-Throws made per game	14.0	13.1	12/9/17	GEORGE WASHINGTON	w 74-54	6652
REBOUNDS	605	528	12/17/17	at George Mason	w 72-54	5439
Rebounds per game	37.8	33.0	12/19/17	BINGHAMTON	w 80-65	4009
Rebounding margin	+4.8	-	12/22/17	RIDER	L 70-71	4217
ASSISTS	243	174	12/30/17	COPPIN STATE	w 88-43	4512
Assists per game	15.2	10.9	* 01/02/18	at Maryland	L 69-75	14374
TURNOVERS	212	255				
Turnovers per game	13.3	15.9				
Turnover margin	+2.7	-				
Assist/turnover ratio	1.1	0.7				
STEALS	145	95				
Steals per game	9.1	5.9				
BLOCKS	98	59				
Blocks per game	6.1	3.7				
ATTENDANCE	57280	58873				
Home games-Avg/Game	10-5728	4-11972				
Neutral site-Avg/Game	-	2-5492				

Score by Periods	1st	2nd	Totals
Penn State	609	636	1245
Opponents	462	576	1038

POINT DIFFERENTIAL	
W	1 1 1 1 1 1 1 1 1 3
MARGIN	1 2 3 4 5 6 7 8 9 10 11 12 13 14 15 16 17 18 19 20 21 22 23 24 25 26 27 28 29 30+
L	2 1 1 1

2017-18 BIG TEN STATISTICS

RECORD:	OVERALL	HOME	AWAY	NEUTRAL
ALL GAMES	1-2	0-1	1-1	0-0
CONFERENCE	1-2	0-1	1-1	0-0
NON-CONFERENCE	0-0	0-0	0-0	0-0

##	Player	gp-gs	min	avg	Total		3-Point		F-Throw		Rebounds					pts	avg					
					fg-fga	fg%	3fg-fga	3fg%	ft-fa	ft%	off	def	tot	avg	pf			dq	a	to	blk	stl
24	Watkins, Mike	3-3	105	35.0	26-37	.703	0-1	.000	6-11	.545	8	24	32	10.7	9	0	1	7	12	3	58	19.3
10	Carr, Tony	3-3	114	38.0	16-60	.267	7-17	.412	9-10	.900	7	11	18	6.0	7	0	18	7	1	3	48	16.0
11	Stevens, Lamar	3-3	81	27.0	15-35	.429	3-11	.273	8-8	1.000	4	9	13	4.3	10	1	4	3	3	2	41	13.7
33	Garner, Shep	3-3	84	28.0	8-19	.421	6-15	.400	6-7	.857	1	5	6	2.0	11	0	4	6	0	3	28	9.3
23	Reaves, Josh	3-3	103	34.3	8-21	.381	6-13	.462	2-2	1.000	5	5	10	3.3	11	0	14	0	5	2	24	8.0
04	Bostick, Nazeer	3-0	23	7.7	2-4	.500	1-1	1.000	0-0	.000	0	2	2	0.7	2	0	2	3	0	1	5	1.7
05	Wheeler, Jamari	3-0	59	19.7	2-11	.182	0-5	.000	0-0	.000	2	4	6	2.0	3	0	7	2	0	4	4	1.3
44	Moore, Julian	3-0	19	6.3	0-1	.000	0-0	.000	1-2	.500	3	1	4	1.3	3	0	1	1	2	0	1	0.3
21	Harrar, John	3-0	7	2.3	0-0	.000	0-0	.000	0-0	.000	0	0	0	0.0	3	0	0	0	0	0	0	0.0
03	Pierce, Satchel	1-0	5	5.0	0-1	.000	0-0	.000	0-0	.000	1	1	2	2.0	3	0	0	1	0	0	0	0.0
Team											2	7	9				1					
Total.....		3	600		77-189	.407	23-63	.365	32-40	.800	33	69	102	34.0	62	1	51	31	23	18	209	69.7
Opponents.....		3	600		75-160	.469	13-36	.361	49-74	.662	31	82	113	37.7	50	-	42	33	11	15	212	70.7

TEAM STATISTICS	PSU	OPP	Date	Opponent	Score	Att.
SCORING	209	212	* 12/02/17	at Iowa	W 77-73	12805
Points per game	69.7	70.7	* 12/4/17	WISCONSIN	L 63-64	6730
Scoring margin	-1.0	-	* 01/02/18	at Maryland	L 69-75	14374
FIELD GOALS-ATT	77-189	75-160	* = Conference game			
Field goal pct	.407	.469				
3 POINT FG-ATT	23-63	13-36				
3-point FG pct	.365	.361				
3-pt FG made per game	7.7	4.3				
FREE THROWS-ATT	32-40	49-74				
Free throw pct	.800	.662				
F-Throws made per game	10.7	16.3				
REBOUNDS	102	113				
Rebounds per game	34.0	37.7				
Rebounding margin	-3.7	-				
ASSISTS	51	42				
Assists per game	17.0	14.0				
TURNOVERS	31	33				
Turnovers per game	10.3	11.0				
Turnover margin	+0.7	-				
Assist/turnover ratio	1.6	1.3				
STEALS	18	15				
Steals per game	6.0	5.0				
BLOCKS	23	11				
Blocks per game	7.7	3.7				
ATTENDANCE	6730	27179				
Home games-Avg/Game	1-6730	2-13590				
Neutral site-Avg/Game	-	0-0				

Score by Periods	1st	2nd	Totals
Penn State	98	111	209
Opponents	95	117	212

2017-18 GAME-BY-GAME LEADERS

	OPP.	RESULT	DBL FIG	POINTS	REBOUNDS	ASSISTS	BLOCKS	STEALS
11/10	CAMPBELL	W, 86-75	2	Carr (33)	Carr (9)	Carr (7)	Stevens (2)	Reaves (3)
11/12	FAIRLEIGH DICKINSON	W, 81-57	5	Carr (20)	Reaves (9)	Carr (7)	Watkins (3)	Reaves (4)
11/15	MONTANA	W, 70-57	3	Stevens (25)	Stevens (7)	Garner/Wheeler (3)	Watkins (4)	Stevens (2)
11/17	COLUMBIA	W, 79-65	5	Garner (26)	Watkins (14)	Wheeler (4)	Watkins (6)	Garner/Wheeler (3)
11/20	vs. Pittsburgh	W, 85-54	6	Carr (16)	Stevens (8)	Carr (5)	Watkins (3)	Bostick (4)
11/21	vs. 16/19 Texas A&M	L, 87-98	2	Carr (31)	Stevens (7)	Stevens (5)	Stevens/Watkins (2)	Carr/Reaves (4)
11/24	ORAL ROBERTS	W, 86-48	4	Bostick/Wheeler (14)	Wheeler (7)	Carr (5)	Watkins (3)	Wheeler (5)
11/29	at N.C. State	L, 78-85	3	Carr (29)	Watkins (14)	Reaves (5)	Watkins (2)	Wheeler (3)
12/2	at Iowa*	W, 77-73	4	Stevens (22)	Watkins (7)	Carr (9)	Watkins (3)	Reaves/Stevens (2)
12/4	Wisconsin*	L, 63-64	3	Watkins (22)	Carr (9)	Reaves (5)	Watkins (7)	Carr/Garner (2)
12/9	George Washington	W, 74-54	5	Carr (19)	Watkins (12)	Carr (4)	Watkins (4)	Reaves (3)
12/17	at George Mason	W, 72-54	3	Stevens (23)	Stevens/Watkins (12)	Reaves (4)	Stevens/Watkins (2)	Wheeler (6)
12/19	BINGHAMTON	W, 80-65	5	Stevens (16)	Watkins (11)	Carr (9)	Watkins (3)	Reaves (2)
12/22	RIDER	L, 70-71	5	Garner (18)	Reaves (13)	Reaves (8)	Watkins (4)	Reaves (5)
12/30	COPPIN STATE	W, 88-43	4	Carr (21)	Wheeler (7)	Reaves (7)	Watkins (3)	Reaves (5)
1/2	at Maryland	L, 69-75	3	Watkins (17)	Watkins (17)	Carr (8)	Watkins (2)	Wheeler (3)

2016-17 GAME-BY-GAME LEADERS

	OPP.	RESULT	POINTS	REBOUNDS	ASSISTS	BLOCKS
11/11	ALBANY	L, 87-81	Garner (25)	Watkins (7)	Carr/Garner (4)	Watkins (5)
11/13	DUQUESNE	W, 82-74	Stevens (24)	Carr (7)	Stevens/Garner (5)	Watkins (5)
11/15	GRAND CANYON	W, 85-76	Stevens (19)	Moore (9)	Samuel (7)	Watkins (5)
11/19	vs. Duke	L, 78-68	Carr (20)	Four w/ 6	Carr/Garner (3)	Stevens (3)
11/20	vs. Cincinnati	L, 71-50	Garner (20)	Watkins (11)	Carr (4)	Watkins (2)
11/23	COLGATE	W, 72-59	Banks (20)	Watkins/Carr (7)	Garner (4)	Moore (2)
11/26	@ Geo. Wash.	W, 74-68	Watkins (20)	Watkins/Reaves (8)	Carr (5)	Watkins (4)
11/29	GA. TECH	W, 67-60	Garner (17)	Watkins (12)	Garner (4)	Watkins (5)
12/3	WRIGHT ST.	W, 72-50	Garner (17)	Carr (12)	Carr (5)	Watkins (8)
12/7	GEO. MASON	L, 85-66	Banks (21)	Stevens (8)	Samuel (5)	Stevens/Watkins (2)
12/10	vs. Pitt	L, 81-73	Watkins (17)	Watkins (15)	Stevens (4)	Watkins (2)
12/18	@ St. John's	W, 92-76	Garner (21)	Watkins (13)	Carr (6)	Watkins (3)
12/23	MORGAN ST.	W, 96-55	Stevens (20)	Carr (10)	Carr (8)	Watkins (3)
12/27	NORTHWESTERN	L, 87-77	Reaves (23)	Watkins (8)	Reaves (4)	Watkins (3)
1/1	@ Rutgers	W, 60-47	Banks (20)	Stevens/Watkins (8)	Carr/Garner (3)	Moore (2)
1/4	@ Michigan	L, 72-69	Stevens (16)	Stevens/Watkins (9)	Carr (3)	Reaves/ Watkins (2)
1/7	vs. Michigan St.	W, 72-63	Stevens (18)	Watkins (9)	Reaves (6)	Reaves/Moore (2)
1/14	MINNESOTA	W, 52-50	Watkins (15)	Watkins (15)	Reaves (3)	Stevens (2)
1/18	INDIANA	L, 78-75	Carr (24)	Stevens (6)	Reaves (3)	Five w/ 1
1/21	@ Purdue	L, 77-52	Reaves (12)	Carr (6)	Carr (4)	Watkins (3)
1/24	@ Wisconsin	L, 82-55	Carr/Banks (12)	Reaves/Stevens(6)	Carr (4)	Watkins (2)
1/28	ILLINOIS	W, 71-67	Garner (18)	Watkins (9)	Three w/ 3	Reaves (3)
2/1	@ Indiana	L, 110-102 (3ot)	Stevens (26)	Watkins (11)	Carr (14)	Watkins (2)
2/4	RUTGERS	L, 70-68	Garner (24)	Watkins (8)	Carr (4)	Carr (2)
2/7	MARYLAND	W, 70-64	Stevens (25)	Watkins (9)	Carr (3)	Watkins (4)
2/11	at Illinois	W, 83-70	Banks (24)	Watkins (9)	Carr (3)	Watkins (2)
2/14	at Nebraska	L, 82-66	Carr (15)	Stevens/Carr (7)	Three w/ 2	Watkins (2)
2/21	PURDUE	L, 74-70 (ot)	Carr (21)	Watkins (13)	Carr (7)	Watkins (3)
2/25	at Minnesota	L, 81-71	Carr (20)	Garner (8)	Carr (7)	Watkins (3)
2/28	OHIO STATE	L, 71-70	Carr (21)	Watkins (7)	Carr (4)	Watkins (3)
3/5	at Iowa	L, 90-79	Reaves (25)	Watkins (12)	Carr (7)	Watkins/Stevens (2)
3/8	vs. Nebraska	W, 76-67 (ot)	Watkins (18)	Watkins (10)	Carr (6)	Watkins (8)
3/9	vs. Michigan St.	L, 78-51	Stevens/Carr (16)	Garner (7)	Carr (3)	Watkins (2)

2017-18 GAME-BY-GAME COMPARISONS

THE STAT CREW SYSTEM Penn State Team Game-by-Game Comparison (as of Jan 03, 2018) All games

Opponent	1st	2nd	Score	Mar	Total FG	FG Pct	3-Pointers	3FG Pct	Free Throws	FT Pct	Rebounds	Assist	T/Over	Block	Steal	Fouls	
CAMPBELL	36/28	50/47	86-75	+11	24-65/25-62	.369/.403	5-19/6-23	.263/.261	33-41/19-23	.805/.826	44/37	+7	11/8	14/18	4/8	8/5	24/27
FAIRLEIGH DICKINSON	45/29	36/28	81-57	+24	30-67/20-47	.448/.426	4-16/5-10	.250/.500	17-22/12-18	.773/.667	42/26	+16	17/11	23/31	5/3	18/8	18/21
MONTANA	34/29	36/28	70-57	+13	25-50/22-56	.500/.393	6-12/6-21	.500/.286	14-24/7-15	.583/.467	32/34	(2)	12/9	15/15	9/5	3/9	15/22
COLUMBIA	38/35	41/30	79-65	+14	27-65/23-59	.415/.390	7-23/8-19	.304/.421	18-22/11-12	.818/.917	42/33	+9	11/12	13/20	7/4	10/3	14/17
Pittsburgh	47/21	38/33	85-54	+31	34-59/18-58	.576/.310	9-22/10-29	.409/.345	8-18/8-14	.444/.571	42/32	+10	16/11	11/14	5/0	10/5	15/21
Texas A&M	40/42	47/56	87-98	(11)	31-61/33-54	.508/.611	5-19/6-12	.263/.500	20-28/26-29	.714/.897	23/36	(13)	15/18	10/16	5/5	14/5	21/21
ORAL ROBERTS	38/19	48/29	86-48	+38	32-57/19-57	.561/.333	9-20/6-16	.450/.375	13-19/4-7	.684/.571	38/30	+8	16/8	10/18	7/3	14/7	13/13
NC State	30/37	48/48	78-85	(7)	29-67/25-57	.433/.439	5-13/10-16	.385/.625	15-23/25-37	.652/.676	43/35	+8	12/14	18/14	5/7	8/6	29/21
Iowa	39/34	38/39	77-73	+4	28-64/28-55	.438/.509	12-23/4-12	.522/.333	9-11/13-21	.818/.619	30/39	(9)	19/16	14/18	7/6	8/5	22/15
WISCONSIN	25/31	38/33	63-64	(1)	20-56/23-52	.357/.442	2-14/5-11	.143/.455	21-25/13-19	.840/.684	34/36	(2)	12/13	11/10	13/4	6/8	16/23
GEORGE WASHINGTON	48/19	26/35	74-54	+20	29-60/19-52	.483/.365	7-16/2-15	.438/.133	9-16/14-20	.563/.700	42/25	+17	14/5	15/16	4/5	7/7	21/13
George Mason	38/18	34/36	72-54	+18	28-57/20-54	.491/.370	6-19/0-14	.316/.000	10-16/14-17	.625/.824	36/32	+4	13/6	12/15	4/2	1/7	19/18
BINGHAMTON	39/36	41/29	80-65	+15	31-54/27-66	.574/.409	10-17/9-23	.588/.391	8-15/2-5	.533/.400	36/31	+5	17/11	17/15	4/2	7/8	10/18
RIDER	35/31	35/40	70-71	(1)	26-62/26-64	.419/.406	9-23/9-27	.391/.333	9-15/10-19	.600/.526	42/40	+2	16/11	13/12	12/2	7/5	19/20
COPPIN STATE	43/23	45/20	88-43	+45	28-57/14-46	.491/.304	14-28/6-20	.500/.300	18-23/9-14	.783/.643	41/24	+17	22/8	10/18	4/2	10/5	11/18
Maryland	34/30	35/45	69-75	(6)	29-69/24-53	.420/.453	9-26/4-13	.346/.308	2-4/23-34	.500/.676	38/38	-	20/13	6/5	3/1	4/2	24/12

Note: Game totals are displayed in the format TEAM/OPPONENT for each category

2017-18 PENN STATE & OPPONENT HIGHS & LOWS

PENN STATE TEAM HIGHS

POINTS	88	COPPIN STATE, 12/30/17
	87	vs. Texas A&M, 11/21/17
	86	ORAL ROBERTS, 11/24/17
	86	CAMPBELL, 11/10/17
	85	vs. Pittsburgh, 11/20/17
FIELD GOALS MADE	34	vs. Pittsburgh, 11/20/17
	32	ORAL ROBERTS, 11/24/17
FIELD GOAL ATTEMPTS	69	at Maryland, 1/2/18
	67	at NC State, 11/29/17
	67	FAIRLEIGH DICKINSON, 11/12/17
FG PERCENTAGE	.576, 34-59	vs. Pittsburgh, 11/20/17
	.574, 31-54	BINGHAMTON, 12/19/17
3 PT FG MADE	14	COPPIN STATE, 12/30/17
	12	at Iowa, 12/2/17
3 PT FG ATTEMPTS	28	COPPIN STATE, 12/30/17
	26	at Maryland, 1/2/18
3 PT FG PERCENTAGE	.588, 10-17	BINGHAMTON, 12/19/17
	.522, 12-23	at Iowa, 12/2/17
FREE THROWS MADE	33	CAMPBELL, 11/10/17
	21	WISCONSIN, 12/4/17
FREE THROW ATTEMPTS	41	CAMPBELL, 11/10/17
	28	vs. Texas A&M, 11/21/17
FT PERCENTAGE	.840, (21-25)	WISCONSIN, 12/4/17
	.818, 9-11	at Iowa, 12/2/17
	.818, 18-22	COLUMBIA, 11/17/17
REBOUNDS	44	CAMPBELL, 11/10/17
	43	at NC State, 11/29/17
ASSISTS	22	COPPIN STATE, 12/30/17
	20	at Maryland, 1/2/18
	19	at Iowa, 12/2/17
STEALS	18	FAIRLEIGH DICKINSON, 11/12/17
	14	ORAL ROBERTS, 11/24/17
	14	vs. Texas A&M, 11/21/17
BLOCKED SHOTS	13	WISCONSIN, 12/4/17
	12	RIDER, 12/22/17
TURNOVERS	23	FAIRLEIGH DICKINSON, 11/12/17
	18	at NC State, 11/29/17
FOULS	29	at NC State, 11/29/17
	24	at Maryland, 1/2/18
	24	CAMPBELL, 11/10/17

PENN STATE TEAM LOWS

POINTS	63	WISCONSIN, 12/4/17
	69	at Maryland, 1/2/18
	70	RIDER, 12/22/17; MONTANA, 11/15/17
	72	at George Mason, 12/17/17
	74	GEORGE WASHINGTON, 12/9/17
FIELD GOALS MADE	20	WISCONSIN, 12/4/17
	24	CAMPBELL, 11/10/17
FIELD GOAL ATTEMPTS	50	MONTANA, 11/15/17
	54	BINGHAMTON, 12/19/17
FG PERCENTAGE	.357, 20-56	WISCONSIN, 12/4/17
	.369, 24-65	CAMPBELL, 11/10/17
3 PT FIELD GOALS MADE	2	WISCONSIN, 12/4/17
	4	FAIRLEIGH DICKINSON, 11/12/17
3 PT FG ATTEMPTS	12	MONTANA, 11/15/17
	13	at NC State, 11/29/17
3 PT FG PERCENTAGE	.143, 2-14	WISCONSIN, 12/4/17
	.250, 4-16	FAIRLEIGH DICKINSON, 11/12/17
FREE THROWS MADE	2	at Maryland, 1/2/18
	8	vs. Pittsburgh, 11/20/17
	8	BINGHAMTON, 12/19/17
FREE THROW ATTEMPTS	4	at Maryland, 1/2/18
	11	at Iowa, 12/2/17
FT PERCENTAGE	.444, 8-18	vs. Pittsburgh, 11/20/17
	.500, 2-4	at Maryland, 1/2/18
REBOUNDS	23	vs. Texas A&M, 11/21/17
	30	at Iowa, 12/2/17
ASSISTS	11	CAMPBELL, 11/10/17
	11	COLUMBIA, 11/17/17
STEALS	3	MONTANA, 11/15/17
	4	at Maryland, 1/2/18
BLOCKED SHOTS	3	at Maryland, 1/2/18
	4	5x, last COPPIN STATE, 12/30/17
TURNOVERS	6	at Maryland, 1/2/18
	10	COPPIN STATE, 12/30/17
	10	vs. Texas A&M, 11/21/17
	10	ORAL ROBERTS, 11/24/2017
FOULS	10	BINGHAMTON, 12/19/17
	11	COPPIN STATE, 12/30/17

OPPONENT TEAM HIGHS

POINTS	98	vs. Texas A&M, 11/21/17
	85	at NC State, 11/29/17
	75	at Maryland, 1/2/18
	75	CAMPBELL, 11/10/17
	73	at Iowa, 12/4/17
FIELD GOALS MADE	33	vs. Texas A&M, 11/21/17
	28	at Iowa, 12/4/17
FIELD GOAL ATTEMPTS	66	BINGHAMTON, 12/19/17
	64	RIDER, 12/22/17
FG PERCENTAGE	.611, 33-54	vs. Texas A&M, 11/21/17
	.509, 28-55	at Iowa, 12/4/17
3 PT FIELD GOALS MADE	10	at N.C. State, 11/29/17
	10	vs. Pittsburgh, 11/20/17
3 PT FG ATTEMPTS	29	vs. Pittsburgh, 11/20/17
	27	RIDER, 12/22/17
3 PT FG PERCENTAGE	.625, 10-16	at NC State, 11/29/17
	.500, 6-12	vs. Texas A&M, 11/21/17
	.500, 5-10	FAIRLEIGH DICKINSON, 11/12/17
FREE THROWS MADE	26	vs. Texas A&M, 11/21/17
	25	at NC State, 11/29/17
FREE THROW ATTEMPTS	37	at NC State, 11/29/17
	24	at Maryland, 1/2/18
FT PERCENTAGE	.917, 11-12	COLUMBIA, 11/17/17
	.897, 26-29	vs. Texas A&M, 11/21/17
REBOUNDS	40	RIDER, 12/22/17
	39	at Iowa, 12/4/17
ASSISTS	18	vs. Texas A&M, 11/21/17
	16	at Iowa, 12/4/17
STEALS	9	MONTANA, 11/15/17
	8	3x, last BINGHAMTON, 12/19/17
BLOCKED SHOTS	8	CAMPBELL, 11/10/17
	7	at NC State, 11/29/17
TURNOVERS	31	FAIRLEIGH DICKINSON, 11/12/17
	20	COLUMBIA, 11/17/17
FOULS	27	CAMPBELL, 11/10/17
	23	WISCONSIN, 12/4/17

OPPONENT TEAM LOWS

POINTS	43	COPPIN STATE, 12/30/17
	48	ORAL ROBERTS, 11/24/2017
	54	at George Mason, 12/17/17
	54	GEORGE WASHINGTON, 12/9/17
	54	vs. Pittsburgh, 11/20/17
FIELD GOALS MADE	14	COPPIN STATE, 12/30/17
	18	vs. Pittsburgh, 11/20/17
FIELD GOAL ATTEMPTS	46	COPPIN STATE, 12/30/17
	47	FAIRLEIGH DICKINSON, 11/12/17
FG PERCENTAGE	.304 (14-46)	COPPIN STATE, 12/30/17
	.310, 18-38	vs. Pittsburgh, 11/20/17
	.333, 19-57	ORAL ROBERTS, 11/24/2017
3 PT FIELD GOALS MADE	0	at George Mason, 12/17/17
	2	GEORGE WASHINGTON, 12/9/17
3 PT FG ATTEMPTS	10	FAIRLEIGH DICKINSON, 11/12/17
	11	vs. WISCONSIN, 12/4/17
3 PT FG PERCENTAGE	.000, 0-14	at George Mason, 12/17/17
	.133, 2-15	GEORGE WASHINGTON, 12/9/17
FREE THROWS MADE	2	BINGHAMTON, 12/19/17
	4	ORAL ROBERTS, 11/24/2017
FREE THROW ATTEMPTS	5	BINGHAMTON, 12/19/17
	7	ORAL ROBERTS, 11/24/2017
FT PERCENTAGE	.400, 2-5	BINGHAMTON, 12/19/17
	.467, 7-15	MONTANA, 11/15/17
REBOUNDS	24	COPPIN STATE, 12/30/17
	25	GEORGE WASHINGTON, 12/9/17
ASSISTS	5	GEORGE WASHINGTON, 12/9/17
	6	at George Mason, 12/17/17
STEALS	2	at Maryland, 1/2/18
	3	COLUMBIA, 11/17/17
BLOCKED SHOTS	0	vs. Pittsburgh, 11/20/17
	2	4x, last COPPIN STATE, 12/30/17
TURNOVERS	5	at Maryland, 1/2/18
	10	WISCONSIN, 12/4/17
	12	RIDER, 12/22/17
FOULS	12	at Maryland, 1/2/18
	13	GEORGE WASHINGTON, 12/9/17
	13	ORAL ROBERTS, 11/24/2017

Home games indicated by CAPS.

2016-17 STARTERS

OPP.	G	G	G/F	F	F/C	Rec
Albany	Carr	Garner	Samuel	Stevens	Watkins	0-1
Duquesne	Carr	Garner	Banks	Stevens	Watkins	1-0
GRAND CANYON	Carr	Garner	Banks	Stevens	Watkins	2-0
vs. Duke	Carr	Garner	Banks	Stevens	Watkins	2-1
vs. Cincinnati	Carr	Garner	Banks	Stevens	Watkins	2-2
COLGATE	Carr	Garner	Banks	Stevens	Watkins	3-2
@ Geo. Wash.	Carr	Garner	Banks	Stevens	Watkins	4-2
GA. TECH	Carr	Garner	Banks	Stevens	Watkins	5-2
WRIGHT ST.	Carr	Garner	Banks	Stevens	Watkins	6-2
GEO. MASON	Carr	Garner	Banks	Stevens	Watkins	6-3
vs. Pitt	Carr	Garner	Reaves	Stevens	Watkins	0-1
@ St. John's	Carr	Garner	Reaves	Stevens	Watkins	1-1
MORGAN ST.	Carr	Garner	Reaves	Stevens	Watkins	2-1
N'WESTERN	Carr	Garner	Reaves	Stevens	Watkins	2-2
@ Rutgers	Carr	Reaves	Banks	Stevens	Moore	1-0
@ Michigan	Carr	Reaves	Banks	Stevens	Moore	1-1
vs. Michigan St.	Carr	Garner	Reaves	Stevens	Moore	1-0
MINNESOTA	Carr	Garner	Reaves	Stevens	Moore	2-0
INDIANA	Carr	Garner	Reaves	Stevens	Moore	2-1
@ Purdue	Carr	Garner	Reaves	Stevens	Watkins	2-3
@ Wisconsin	Carr	Garner	Reaves	Stevens	Moore	2-2
ILLINOIS	Carr	Garner	Reaves	Stevens	Moore	3-2
@ Indiana	Carr	Garner	Reaves	Stevens	Moore	3-3
RUTGERS	Carr	Garner	Reaves	Stevens	Moore	3-4
MARYLAND	Carr	Garner	Reaves	Stevens	Watkins	3-3
at Illinois	Carr	Garner	Reaves	Stevens	Watkins	4-3
at Nebraska	Carr	Garner	Reaves	Stevens	Watkins	4-4
PURDUE	Carr	Garner	Reaves	Stevens	Watkins	4-5
at Minnesota	Carr	Garner	Reaves	Stevens	Watkins	4-6
OHIO STATE	Carr	Garner	Reaves	Stevens	Watkins	4-7
at Iowa	Carr	Garner	Reaves	Stevens	Watkins	4-8
Nebraska	Carr	Reaves	Banks	Stevens	Watkins	1-0
Michigan State	Carr	Reaves	Banks	Stevens	Watkins	1-1

2017-18 STARTERS

OPP.	G	G	G/F	F	F/C	Rec
Campbell	Carr	Garner	Reaves	Stevens	Moore	1-0
Fairleigh Dickinson	Carr	Garner	Reaves	Stevens	Watkins	1-0
Montana	Carr	Garner	Reaves	Stevens	Watkins	2-0
Columbia	Bostick	Garner	Moore	Stevens	Watkins	1-0
vs. Pittsburgh	Carr	Garner	Reaves	Stevens	Watkins	3-0
Texas A&M	Carr	Garner	Reaves	Stevens	Watkins	3-1
Oral Roberts	Carr	Garner	Reaves	Stevens	Watkins	4-1
at N.C. State	Carr	Garner	Reaves	Stevens	Watkins	4-2
at Iowa	Carr	Garner	Reaves	Stevens	Watkins	5-2
Wisconsin	Carr	Garner	Reaves	Stevens	Watkins	5-3
Geo. Washington	Carr	Garner	Reaves	Stevens	Watkins	6-3
at George Mason	Bostick	Garner	Reaves	Stevens	Watkins	1-0
Binghamton	Carr	Garner	Reaves	Stevens	Watkins	7-3
Rider	Carr	Garner	Reaves	Stevens	Watkins	7-4
Coppin State	Carr	Garner	Reaves	Stevens	Watkins	8-4
at Maryland	Carr	Garner	Reaves	Stevens	Watkins	8-5
Northwestern						
at Indiana						
Nebraska						
Minnesota						
at Northwestern						
at Ohio State						
Rutgers						
at Michigan State						
Iowa						
Maryland						
at Illinois						
Ohio State						
at Purdue						
Michigan						
at Nebraska						

2017-18 POINTS-REBOUNDS-ASSISTS

Opponent	Date	Score	01		03		04		05		10		11		20	
			ZEMGULIS,D	PIERCE,SAT	BOSTICK,NA	WHEELER,JA	CARR,TONY	STEVENS,LA	NUSSBAUM,T							
CAMPBELL	11/10/17	86-75	w	2-1-0	4-5-0	4-2-0	4-0-0	33-9-7	8-6-0	DNP						
FAIRLEIGH DICKINSON	11/12/17	81-57	w	3-1-0	0-3-0	12-2-0	0-3-0	20-4-7	12-7-4	DNP						
MONTANA	11/15/17	70-57	w	DNP	2-2-1	2-1-0	0-2-3	7-2-2	25-7-2	DNP						
COLUMBIA	11/17/17	79-65	w	0-4-1	11-3-0	10-8-3	7-2-4	DNP	14-6-2	DNP						
vs Pittsburgh	11/20/17	85-54	w	0-1-0	2-1-1	10-2-4	1-1-2	16-6-5	10-8-2	DNP						
vs Texas A&M	11/21/17	87-98	L	DNP	4-3-0	1-0-0	4-2-0	31-1-3	25-7-5	DNP						
ORAL ROBERTS	11/24/17	86-48	w	3-0-1	4-6-0	14-5-0	14-7-4	13-1-5	8-6-1	0-0-0						
at NC State	11/29/17	78-85	L	0-0-0	2-0-0	6-3-1	1-0-2	29-7-1	13-8-1	DNP						
at Iowa	12/02/17	77-73	w	DNP	0-2-0	0-1-1	0-1-4	16-6-9	22-5-0	DNP						
WISCONSIN	12/4/17	63-64	L	DNP	DNP	0-0-1	0-1-1	16-9-1	4-6-3	DNP						
GEORGE WASHINGTON	12/9/17	74-54	w	0-1-1	DNP	DNP	5-4-2	19-6-4	10-5-3	DNP						
at George Mason	12/17/17	72-54	w	DNP	2-1-0	6-4-2	5-1-1	DNP	23-12-2	DNP						
BINGHAMTON	12/19/17	80-65	w	DNP	0-1-0	2-2-0	5-3-0	15-4-9	16-8-1	DNP						
RIDER	12/22/17	70-71	L	DNP	0-0-0	4-1-0	4-2-0	10-4-2	10-11-6	DNP						
COPPIN STATE	12/30/17	88-43	w	5-1-0	0-4-1	7-2-1	4-7-4	21-3-4	11-5-2	0-0-0						
at Maryland	01/02/18	69-75	L	DNP	DNP	5-1-0	4-4-2	16-3-8	15-2-1	DNP						

Opponent	Date	Score	21		22		23		24		33		35		44	
			HARRAR,JOH	HAZLE,GRAN	REAVES,JOS	WATKINS,MI	GARNER,SHE	BUTTRICK,T	MOORE,JULI							
CAMPBELL	11/10/17	86-75	w	0-0-0	DNP	15-8-1	DNP	8-2-3	DNP	8-6-0						
FAIRLEIGH DICKINSON	11/12/17	81-57	w	2-2-0	DNP	17-9-4	15-5-1	0-2-1	0-1-0	0-0-0						
MONTANA	11/15/17	70-57	w	DNP	DNP	12-2-1	8-6-0	12-5-3	DNP	2-3-0						
COLUMBIA	11/17/17	79-65	w	DNP	DNP	DNP	11-14-0	26-1-1	DNP	0-3-0						
vs Pittsburgh	11/20/17	85-54	w	4-1-0	DNP	10-5-0	13-5-0	13-3-2	2-3-0	4-4-0						
vs Texas A&M	11/21/17	87-98	L	0-0-0	DNP	7-2-4	7-3-2	6-2-1	DNP	2-0-0						
ORAL ROBERTS	11/24/17	86-48	w	4-2-0	0-0-0	10-2-3	8-6-1	6-0-0	0-0-0	2-0-1						
at NC State	11/29/17	78-85	L	DNP	DNP	9-5-5	8-14-1	10-1-1	DNP	0-2-0						
at Iowa	12/02/17	77-73	w	0-0-0	DNP	8-3-3	19-7-0	12-2-2	DNP	0-1-0						
WISCONSIN	12/4/17	63-64	L	0-0-0	DNP	7-3-5	22-8-0	13-2-1	DNP	1-2-0						
GEORGE WASHINGTON	12/9/17	74-54	w	0-2-0	DNP	11-3-3	15-12-1	12-1-0	0-5-0	2-0-0						
at George Mason	12/17/17	72-54	w	0-0-0	DNP	13-2-4	14-12-1	9-3-3	0-0-0	DNP						
BINGHAMTON	12/19/17	80-65	w	DNP	DNP	15-2-4	12-11-1	15-1-2	0-0-0	0-2-0						
RIDER	12/22/17	70-71	L	0-0-0	DNP	10-13-8	10-9-0	18-2-0	DNP	4-0-0						
COPPIN STATE	12/30/17	88-43	w	3-1-0	0-0-0	12-4-7	11-6-2	9-2-1	3-1-0	2-3-0						
at Maryland	01/02/18	69-75	L	0-0-0	DNP	9-4-6	17-17-1	3-2-1	DNP	0-1-1						

PENN STATE: LAST TIME IT HAPPENED

TEAM WON / LOSS

BEAT TOP 25 TEAM	2/7/17 vs. No. 21/22 Maryland (70-64)
BEAT TOP 25 TEAM ROAD	1/29/14 at No. 24 Ohio State (71-70)(ot)
BEAT TOP 10 TEAM	2/17/16 vs. No. 4/6 Iowa (79-75)
BEAT TOP 5 TEAM	2/17/16 vs. No. 4/6 Iowa (79-75)
BEAT A BIG TEN TEAM BY 20+	1/24/15 vs. Rutgers (28, 79-51)
WON IN OVERTIME	3/8/17 vs. Nebraska (76-67) (ot)
LOST IN OVERTIME	2/21/17 vs. No. 14 Purdue (L, 74-70) (ot)
PLAYED DOUBLE OVERTIME	3/6/16 vs. Illinois (W, 86-79) (2ot)
PLAYED TRIPLE OVERTIME	2/1/17 at Indiana (L, 110-102) (3ot)
NEVER TRAILED	12/30/17 vs. Coppin State (88-43)
CAME FROM 20+ DOWN TO WIN	3/15/95 (NIT) vs Miami (62-56) (-20)
CAME FROM 15+ DOWN TO WIN	12/19/15 at Drexel (63-57) (-17)
CAME FROM 10-14 DOWN TO WIN	1/14/17 vs. No. 24 Minnesota (52-50) (-14)
WON BIG TEN ROAD	12/2/17 at Iowa (77-73)
WON BIG TEN NEUTRAL	1/7/17 vs. Michigan State (The Palestra) (72-63)
WON TOP 25 BIG TEN ROAD	1/29/14 at No. 24 Ohio State (71-70)(ot)
WON NON-CONFERENCE ROAD	12/17/17 at George Mason, (72-54)
WON NON-CONFERENCE NEUTRAL	11/20/17 vs. Pittsburgh (85-54)
LOST BIG TEN AT HOME	12/4/17 vs. Wisconsin (63-64)
LOST NON-CONFERENCE AT BJC	12/22/17 vs. Rider (70-71)
LOST NON-CONFERENCE AT REC HALL	12/14/13 vs. Princeton (71-69) (ot) - at Rec Hall

TEAM SCORING

SCORED 100+	2/1/17 at Indiana (102) (3ot)
ALLOWED 100+	2/1/17 at Indiana (110) (3ot)
BOTH TEAMS SCORED 100+	2/1/17 at Indiana (L, 110-102) (3ot)
SCORED 90+	12/18/16 vs. St. John's (92); 12/21/16 vs. Morgan State (96)
ALLOWED 90+	11/21/17 vs. 16/19 Texas A&M (98)
SCORED 80+	12/30/17 vs. Coppin State (88)
CONSECUTIVE GAMES SCORING 80+	3; 11/20/17 vs. Pittsburgh (85) 11/21/17 vs. 16/19 Texas A&M (87), 11/24/17 vs. Oral Roberts (86) 3; 11/11/16 vs. Albany (81), 11/13/16 vs. Duquesne (82), 11/15/16 vs. Grand Canyon (85)
SCORED UNDER 50	1/25/16 at Ohio State (46)
SCORED UNDER 40	2/21/15 at Northwestern (39)
SCORED 60+ IN A HALF	12/19/09 vs. Gardner-Webb (60 2nd)
SCORED 50+ IN FIRST HALF	12/18/16 vs. St. John's (52)
SCORED 50+ IN SECOND HALF	11/10/17 vs. Campbell (50)
SCORED 45+ IN FIRST HALF	12/9/17 vs. George Washington (48)
BENCH SCORED 50+	12/7/05 vs. UMKC (50)
OPP SCORED 45 OR LESS	12/30/17 vs. Coppin State (43)
CONSECUTIVE OPP BELOW 45	2009 at Temple (45) & UMBC (42)
OPP SCORED 40 OR LESS	3/6/14 at Northwestern (32)
CONSECUTIVE OPP BELOW 40	2007 vs. Princeton (38) & Denver (39)
OPP SCORED 10 OR LESS IN HALF	12/15/07 Denver (10)
OPP SCORED 15 OR LESS IN HALF	2/7/15 Nebraska (13)

TEAM SHOOTING

SHOT 60%+ FG	11/25/09 vs. Sacred Heart (63.8%)
SHOT 60%+ FG IN BIG TEN	1/3/06 vs Northwestern (64.0%)
SHOT 50%+ FG IN BIG TEN	2/11/17 at Illinois (29-51, 56.9%)
SHOT 70% IN HALF	12/30/06 vs. VMI (26-37, 70.3%)
SHOT 60% IN HALF	12/19/17 vs. Binghamton (2nd, 15-23, 65.2%)
SHOT UNDER 30%	11/20/15 at Duquesne (19-64, 29.7%)
SHOT 70%+ FROM 3PT	12/28/05 vs. St. Francis (9-12, 75.0%)
SHOT 60%+ FROM 3PT	11/28/10 vs. Furman (12-19, 63.2%)
SHOT 50%+ FROM 3PT	12/30/17 vs. Coppin State (14-28, 58.8%)
SHOT 95%+ FROM FT	3/13/11 vs Ohio State (9-9, 100%)
SHOT 90%+ FROM FT	2/11/17 at Illinois (18-20, 90%)
SHOT 85%+ FROM FT	12/21/16 vs Morgan State (21-24, 87.5%)
SHOT 40% OR LESS FT.....	1/25/16 at Ohio State (2-5, 40%)
SHOT 0.0% FT.....	1/3/12 at Wisconsin (0-1, 0.0%)

OPP SHOT 60%+ FG	12/31/14 at Wisconsin (63.8%)
OPP SHOT BELOW 30% FG	1/1/17 at Rutgers (18-63, 28.6%)
OPP SHOT 0.0% 3FG	12/17/17 at George Mason (0-14)

TEAM REBOUNDING

50+ REBOUNDS	12/29/12 vs. Duquesne (50)
45+ REBOUNDS	3/7/16 vs. Nebraska (45)
20+ OFFENSIVE REBS	11/29/17 at N.C. State (20)
20 OR LESS REBOUNDS	2/29/12 at Purdue (17)
OPP 20 OR LESS REBOUNDS	2/11/17 at Illinois (20)

TEAM STEALS, ASSISTS, TURNOVERS, BLOCKS

15+ STEALS	11/12/17 vs. Fairleigh Dickinson (18)
10+ STEALS	12/17/17 at George Mason (11)
30+ ASSISTS	12/30/06 vs. VMI (36)
20+ ASSISTS	1/2/18 at Maryland (20)
CONSEC. GAMES/ 20+ ASSISTS	1/2/18 at Maryland (20) & 12/30/17 vs. Coppin St. (22) 12/18/16 vs. St. John's (23), 12/21/16 vs Morgan State (23) 11/13/16 vs. Duquesne (20), 11/15/16 vs. Grand Canyon (20)
5 OR FEWER TURNOVERS	2/25/17 at Minnesota (5)
20 + TURNOVERS	11/12/17 vs. Fairleigh Dickinson (23)
OPP 25+ TURNOVERS	11/12/17 Fairleigh Dickinson (31)
10+ BLOCKS	12/22/17 vs. Rider (12)
10 PLAYERS 10+ MINUTES	12/19/09 vs. Gardner-Webb (10)

INDIVIDUAL SCORING

PLAYER 40+ POINTS	Jesse Arnette (40) vs. Temple, 1/29/1955
PLAYER 35+ POINTS	D.J. Newbill (37) vs. Purdue, 1/17/2015 (BJC Record)
PLAYER 30-34 POINTS	Tony Carr (31), 16/19 Texas A&M, 11/21/2017
3 PLAYERS 20+ POINTS	Claxton, Comley, Hassell vs. VMI, 12/30/2006
2 PLAYERS 20+ POINTS	Tony Carr (31) and Shep Garner (25) (11/21/17)
6+ PLAYERS 10+ POINTS	11/20/17 vs. Pittsburgh (6)
5+ PLAYERS 10+ POINTS	12/19/16 vs. Binghamton (5)
2+ PLAYERS DOUBLE-DOUBLES	12/22/17 vs. Rider Josh Reaves (10 pts/13 reb) & Mike Watkins (10 pts/11 reb)

MISC. INDIVIDUAL

PLAYER 20+ REBOUNDS	Aaron Johnson (20) vs. Sacred Heart, 11/27/04
PLAYER 15+ REBOUNDS	Mike Watkins (17) at Maryland, 1/2/18 Mike Watkins (15) vs. Minnesota, 1/14/17 Mike Watkins (15) vs. Pitt, 12/10/16
PLAYER 10+ ASSISTS	Tony Carr (14) at Indiana (3ot), 2/1/17
PLAYER 5+ STEALS	Josh Reaves (5) vs. Coppin State, 12/30/17
PLAYER 5+ BLOCKS	Mike Watkins (7) vs. Wisconsin, 12/4/17
PLAYER 5+ BLOCKS, Consec. Games	Mike Watkins (5) vs. Albany, 11/11/16; Duquesne, 11/13/16
PLAYER 6+ THREES	Shep Garner (8) at Boston College, 12/2/15 Shep Garner vs. Rider, 12/22/17 Shep Garner (6) vs. Rutgers, 2/4/17 Shep Garner (6) at St. John's, 12/18/16

2017-18 PENN STATE BOX SCORES

Official Basketball Box Score -- Game Totals -- Final Statistics Campbell vs Penn State 11/10/17 4:01 p.m. at University Park, Pa. (Bryce Jordan Ctr)

1

Campbell 75 • 0-1

#	Player	Total		3-Ptr		Rebounds			PF	TP	A	TO	Blk	Stl	Min
		FG-FGA	FG-FGA	FT-FTA	Off	Def	Tot								
25	EUDY, Andrew	f	5-10	1-1	0-0	5	4	9	4	11	3	2	2	1	32
25	WHITFIELD, Shane	f	2-2	0-0	3-4	0	2	2	5	7	0	3	1	0	24
02	CLEMONS, Chris	g	12-29	2-10	13-15	1	6	7	2	39	4	5	0	1	37
22	GENSLER, Cory	g	1-6	0-3	0-0	1	5	6	2	0	2	2	1	2	39
34	BURK, Marcus	g	0-6	0-4	0-0	1	2	3	5	0	1	2	0	0	18
01	OLIVER, Damontez	g	3-5	3-5	0-0	0	1	1	4	9	0	1	1	0	14
02	NELSON, Ja'Cor	g	0-0	0-0	0-0	0	0	0	3	0	0	1	1	0	6
11	WHITFIELD, Jordan	g	0-0	0-0	0-0	0	0	0	0	0	0	1	0	0	6
15	LADO, Mogga	g	2-4	0-0	3-4	2	5	7	1	7	0	2	1	1	23
21	CLUXTON, Brooks	g	0-0	0-0	0-0	0	1	1	0	0	0	0	1	0	1
Team						1	0	1	1						
Totals			25-62	6-23	19-23	11	26	37	27	75	8	18	8	5	200

FG % 1st Half: 11-31 35.5% 2nd half: 14-31 45.2% Game: 25-62 40.3% Deadball Rebounds 1,1
 3FG % 1st Half: 2-10 20.0% 2nd half: 4-13 30.8% Game: 6-23 26.1%
 FT % 1st Half: 4-5 80.0% 2nd half: 15-18 83.3% Game: 19-23 82.6%

Penn State 86 • 1-0

#	Player	Total		3-Ptr		Rebounds			PF	TP	A	TO	Blk	Stl	Min
		FG-FGA	FG-FGA	FT-FTA	Off	Def	Tot								
11	Stevens, Lamar	f	2-7	1-2	3-4	1	5	6	5	8	0	6	2	0	28
23	Reaves, Josh	f	4-11	0-3	7-8	3	5	8	2	15	1	4	1	3	31
44	Moore, Julian	f	2-5	0-0	4-6	4	2	6	1	8	0	1	1	0	27
10	Carr, Tony	g	9-23	2-5	13-15	2	7	9	3	33	7	1	0	1	35
33	Garner, Shep	g	2-9	2-8	2-2	1	1	2	1	8	3	0	0	0	35
01	Zemgulis, Deivis	g	1-1	0-0	0-0	1	0	1	1	2	0	0	0	0	3
03	Pierce, Satchel	g	0-0	0-0	4-6	1	4	5	1	4	0	0	0	0	11
04	Bostick, Nazeer	g	2-6	0-0	0-0	0	2	2	4	4	0	2	0	2	14
05	Wheeler, Jamari	g	2-3	0-1	0-0	0	0	0	5	4	0	0	0	0	15
21	Harrar, John	g	0-0	0-0	0-0	0	0	0	1	0	0	0	0	0	1
Team						2	3	5							
Totals			24-65	5-19	33-41	15	29	44	24	86	11	14	4	8	200

FG % 1st Half: 11-35 31.4% 2nd half: 13-30 43.3% Game: 24-65 36.9% Deadball Rebounds 7
 3FG % 1st Half: 3-14 21.4% 2nd half: 2-5 40.0% Game: 5-19 26.3%
 FT % 1st Half: 11-14 78.6% 2nd half: 22-27 81.5% Game: 33-41 80.5%

Officials: Larry Sciroto, Edwin Young, Bret Wegenke
 Technical fouls: Campbell-TEAM, Penn State-None.
 Attendance:

Score by periods	1st	2nd	Total
Campbell	28	47	75
Penn State	36	50	86

Points	In	Off	2nd	Fast	Bench
CAMPBELL	34	14	6	10	16
PSU	38	12	14	8	14

Last FG - CAMPBELL 2nd-00:21, PSU 2nd-00:39.
 Largest lead - CAMPBELL by 2 1st-19:25, PSU by 17 2nd-12:13.
 CAMPBELL led for 01:37, PSU led for 33:51. Game was tied for 04:32.

Score tied - 4 times.
 Lead changed - 3 times.

Official Basketball Box Score -- Game Totals -- Final Statistics Fairleigh Dickinson vs Penn State 11/12/17 5:01 p.m. at University Park, Pa. (Bryce Jordan Ctr)

2

Fairleigh Dickinson 57 • 0-2

#	Player	Total		3-Ptr		Rebounds			PF	TP	A	TO	Blk	Stl	Min
		FG-FGA	FG-FGA	FT-FTA	Off	Def	Tot								
12	BISHOP, Kaleb	f	0-3	0-0	1-2	0	6	6	5	1	0	2	1	0	17
14	WILLIAMS, Elyjah	f	3-6	0-0	1-2	1	3	4	5	7	4	3	0	1	24
34	HOLLOWAY Jr., Mike	f	6-12	1-2	6-7	2	2	4	2	19	1	3	1	2	36
01	EDGE, Darnell	g	1-6	0-2	0-0	0	1	1	3	2	2	2	0	0	27
03	JENKINS, Jahli	g	5-11	1-2	3-5	1	3	4	0	14	4	6	0	1	34
05	MORGAN, Noah	g	3-4	1-1	0-0	0	4	4	3	7	0	6	0	1	19
10	McNAMARA, Pat	g	2-4	2-3	0-0	0	1	1	2	6	0	2	0	2	24
13	SCHROBACK, Mike	g	0-1	0-0	0-0	0	1	1	0	0	0	5	0	1	8
20	RHODEN, Dondre	g	0-0	0-0	1-2	0	0	0	1	1	0	0	0	0	6
35	MILLER, Malik	g	0-0	0-0	0-0	0	0	0	0	0	0	0	1	0	5
Team						0	1	1							
Totals			20-47	5-10	12-18	4	22	26	21	57	11	31	3	8	200

FG % 1st Half: 10-22 45.5% 2nd half: 10-25 40.0% Game: 20-47 42.6% Deadball Rebounds 5
 3FG % 1st Half: 4-7 57.1% 2nd half: 1-3 33.3% Game: 5-10 50.0%
 FT % 1st Half: 5-10 50.0% 2nd half: 7-8 87.5% Game: 12-18 66.7%

Penn State 81 • 2-0

#	Player	Total		3-Ptr		Rebounds			PF	TP	A	TO	Blk	Stl	Min
		FG-FGA	FG-FGA	FT-FTA	Off	Def	Tot								
11	Stevens, Lamar	f	5-11	0-1	2-2	1	6	7	0	12	4	3	1	2	33
24	Watkins, Mike	f	6-9	0-0	3-5	2	3	5	2	15	1	3	3	2	20
10	Carr, Tony	g	5-10	1-2	9-9	0	4	4	0	20	7	2	0	3	30
23	Reaves, Josh	g	7-10	2-3	1-2	3	6	9	4	17	4	3	1	4	30
33	Garner, Shep	g	0-7	0-6	0-0	1	1	2	3	0	1	2	0	2	25
01	Zemgulis, Deivis	g	1-3	1-2	0-0	1	0	1	0	3	0	2	0	1	7
03	Pierce, Satchel	g	0-4	0-0	0-1	2	1	3	3	0	0	3	0	0	11
04	Bostick, Nazeer	g	5-7	0-0	2-3	1	1	2	0	12	0	2	0	1	20
05	Wheeler, Jamari	g	0-5	0-2	0-0	2	1	3	2	0	0	2	0	2	14
21	Harrar, John	g	1-1	0-0	0-0	2	0	2	2	2	0	1	0	1	7
35	Buttrick, Trent	g	0-0	0-0	0-0	0	1	1	0	0	0	0	0	0	1
44	Moore, Julian	g	0-0	0-0	0-0	0	0	0	2	0	0	0	0	0	2
Team						3	0	3							
Totals			30-67	4-16	17-22	18	24	42	18	81	17	23	5	18	200

FG % 1st Half: 14-29 48.3% 2nd half: 16-38 42.1% Game: 30-67 44.8% Deadball Rebounds 2
 3FG % 1st Half: 3-8 37.5% 2nd half: 1-8 12.5% Game: 4-16 25.0%
 FT % 1st Half: 14-17 82.4% 2nd half: 3-5 60.0% Game: 17-22 77.3%

Officials: Terry Oglesby, Donnie Eppley, John Floyd
 Technical fouls: Fairleigh Dickinson-BISHOP, Kaleb, Penn State-Pierce, Satchel.
 Attendance: 5802

Score by periods	1st	2nd	Total
Fairleigh Dickinson	29	28	57
Penn State	45	36	81

Points	In	Off	2nd	Fast	Bench
FDU	30	20	3	10	14
PSU	46	29	14	18	17

Last FG - FDU 2nd-02:12, PSU 2nd-01:02.
 Largest lead - FDU by 7 1st-13:37, PSU by 28 2nd-07:18.
 FDU led for 07:14, PSU led for 29:58. Game was tied for 02:48.

Score tied - 2 times.
 Lead changed - 5 times.

Official Basketball Box Score -- Game Totals -- Final Statistics Montana vs Penn State 11/15/17 7:01 p.m. at University Park, Pa. (Bryce Jordan Ctr)

3

Montana 57 • 2-1

#	Player	Total		3-Ptr		Rebounds			PF	TP	A	TO	Blk	Stl	Min
		FG-FGA	FG-FGA	FT-FTA	Off	Def	Tot								
15	AKOH, Jamar	f	3-8	1-2	4-8	3	3	6	3	11	0	1	2	2	34
20	KRSLOVIC, Fabijan	f	2-2	0-0	2-2	0	7	7	3	6	0	3	1	2	25
00	OGUINE, Michael	g	6-15	2-5	1-5	2	5	7	3	15	0	0	1	0	34
14	RORIE, Ahmaad	g	7-18	2-9	0-0	0	3	3	3	16	4	4	0	3	38
24	MOOREHEAD, Bobby	g	1-4	0-3	0-0	0	2	2	1	2	2	3	1	2	34
01	FALLS, Timmy	g	0-1	0-1	0-0	0	1	1	1	0	0	1	0	0	7
03	BEVENS, Niko	g	0-0	0-0	0-0	0	0	0	0	0	0	0	0	0	1
04	PRIDGETT, Sayeed	g	2-6	1-1	0-0	2	1	3	4	5	3	2	0	0	20
05	NICHOLAS, Karl	g	1-2	0-0	0-0	2	1	3	4	2	0	0	0	0	7
10	ESPE, Lars	g	0-0	0-0	0-0	0	0	0	0	0	0	0	0	0	0+
13	SPOJA, Trevor	g	0-0	0-0	0-0	0	0	0	0	0	0	0	0	0	0+
40	BESOVIC, Admir	g	0-0	0-0	0-0	0	0	0	0	0	0	0	0	0	0+
Team						1	1	2							
Totals			22-56	6-21	7-15	10	24	34	22	57	9	15	5	9	200

FG % 1st Half: 12-25 48.0% 2nd half: 10-31 32.3% Game: 22-56 39.3% Deadball Rebounds 4
 3FG % 1st Half: 2-8 25.0% 2nd half: 4-13 30.8% Game: 6-21 28.6%
 FT % 1st Half: 3-6 50.0% 2nd half: 4-9 44.4% Game: 7-15 46.7%

Penn State 70 • 3-0

#	Player	Total		3-Ptr		Rebounds			PF	TP	A	TO	Blk	Stl	Min
		FG-FGA	FG-FGA	FT-FTA	Off	Def	Tot								
11	Stevens, Lamar	f	8-14	1-2	8-9	1	6	7	2	25	2	5	2	2	38
24	Watkins, Mike	f	3-4	0-0	2-2	0	6	6	3	8	0	1	4	0	19
10	Carr, Tony	g	3-9	1-1	0-0	1	1	2	1	7	2	2	0	0	19
23	Reaves, Josh	g	4-6	0-2	4-8	0	2	2	2	12	1	0	1	0	33
33	Garner, Shep	g	4-7	4-7	0-2	0	5	5	1	12	3	1	0	0	32
03	Pierce, Satchel	g	1-3	0-0	0-0	1	1	2	3	2	1	0	1	0	11
04	Bostick, Nazeer</														

2017-18 PENN STATE BOX SCORES

Official Basketball Box Score -- Game Totals -- Final Statistics
Penn State vs Pittsburgh
11/20/17 9:30 P.M. at Barclays Center (Brooklyn, N.Y.)

5

Penn State 85 • 5-0

#	Player	Total		3-Ptr		Rebounds		PF	TP	A	T	Blk	Stl	Min	
		FG	FGA	FG	FGA	Off	Def								Tot
11	STEVENS, Lamar	f	4-11	0-4	2-2	1	7	8	1	10	2	1	2	0	26
24	WATKINS, Mike	f	6-6	0-0	1-2	0	5	5	1	13	0	1	3	1	22
10	CARR, Tony	g	6-9	4-4	0-0	0	6	6	1	16	5	2	0	1	26
23	REAVES, Josh	g	4-8	2-4	0-0	2	3	5	1	10	0	2	0	3	21
33	GARNER, Shep	g	5-10	3-8	0-0	0	3	3	1	13	2	1	0	0	26
01	ZEMGULIS, Deivis	g	0-1	0-1	0-0	1	0	1	0	0	0	0	0	0	8
03	PIERCE, Satchel	g	0-1	0-0	2-5	0	1	1	3	2	1	1	0	0	10
04	BOSTICK, Nazeer	g	4-5	0-0	2-4	1	1	2	0	10	4	0	0	4	20
05	WHEELER, Jamari	g	0-1	0-1	1-2	0	1	1	3	1	2	0	0	1	19
21	HARRAR, John	g	2-3	0-0	0-1	1	0	1	0	4	0	0	0	0	5
35	BUTTRICK, Trent	g	1-2	0-0	0-2	2	1	3	2	2	0	1	0	0	3
44	MOORE, Julian	g	2-2	0-0	0-0	2	2	4	1	4	0	2	0	0	14
	Team					0	2	2							
	Totals		34-59	9-22	8-18	10	32	42	15	85	16	11	5	10	200

FG % 1st Half: 18-34 52.9% 2nd half: 16-25 64.0% Game: 34-59 57.6%
 3FG % 1st Half: 7-15 46.7% 2nd half: 2-7 28.6% Game: 9-22 40.9%
 FT % 1st Half: 4-6 66.7% 2nd half: 4-12 33.3% Game: 8-18 44.4%

Pittsburgh 54 • 1-3

#	Player	Total		3-Ptr		Rebounds		PF	TP	A	T	Blk	Stl	Min	
		FG	FGA	FG	FGA	Off	Def								Tot
04	LUTHER, Ryan	f	2-11	1-5	1-2	3	6	9	2	6	1	1	0	1	29
21	BROWN, Terrell	f	1-3	0-0	0-0	0	1	1	1	2	0	2	0	0	11
00	WILSON-FRAME, Jared	g	6-19	5-12	0-0	2	0	2	2	17	1	3	0	1	25
02	MILLIGAN, Jonathan	g	3-5	1-2	1-3	0	1	1	0	8	2	0	0	0	19
13	DAVIS, Khameron	g	0-0	0-0	0-1	0	3	3	1	0	1	1	0	0	21
01	STEWART, Parker	g	1-7	1-5	0-0	0	1	1	1	3	1	0	0	0	20
05	CARR, Marcus	g	3-6	1-2	2-2	0	1	1	1	9	1	4	0	1	23
15	CHUKWUKA, Kene	g	0-0	0-0	0-0	1	2	3	4	0	1	0	0	1	15
23	STEVENSON, Shamiel	g	1-5	0-1	0-0	0	0	0	0	2	3	0	0	0	13
04	GEORGE, Samson	g	0-0	0-0	1-2	0	1	1	3	1	0	0	0	0	6
33	BOYKINS, Monty	g	1-2	1-2	1-2	0	1	1	2	4	0	2	0	1	10
42	ILEGOMAH, Peace	g	0-0	0-0	2-2	2	2	4	4	2	0	1	0	0	8
	Team					2	3	5							
	Totals		18-58	10-29	8-14	10	22	32	21	54	11	14	0	5	200

FG % 1st Half: 8-28 28.6% 2nd half: 10-30 33.3% Game: 18-58 31.0%
 3FG % 1st Half: 4-14 28.6% 2nd half: 6-15 40.0% Game: 10-29 34.5%
 FT % 1st Half: 1-2 50.0% 2nd half: 7-12 58.3% Game: 8-14 57.1%

Officials: Earl Walton, Sean Hull, Raymond Stynons
 Technical fouls: Penn State-None. Pittsburgh-None.
 Attendance: 5904
 2017 Progressive Legends Classic - Semifinal Game 2

Score by periods	1st	2nd	Total
Penn State	47	38	85
Pittsburgh	21	33	54

Points	In	Off	2nd	Fast	Bench
PSU	Paint	T/O	Chance	Break	
Penn State	40	25	8	12	23
Pittsburgh	21	3	8	0	21

Official Basketball Box Score -- Game Totals -- Final Statistics
Penn State vs Texas A&M
11/21/17 6:05 p.m. at Barclays Center (Brooklyn, N.Y.)

6

Penn State 87 • 5-1

#	Player	Total		3-Ptr		Rebounds		PF	TP	A	T	Blk	Stl	Min	
		FG	FGA	FG	FGA	Off	Def								Tot
11	Stevens, Lamar	f	8-16	0-3	9-11	3	4	7	3	25	5	1	2	1	36
24	Watkins, Mike	f	3-5	0-0	1-2	1	2	3	7	2	0	2	1	1	25
10	Carr, Tony	g	11-20	2-4	7-11	0	1	1	2	31	3	2	0	4	38
23	Reaves, Josh	g	2-5	1-4	2-2	1	1	2	5	7	4	0	1	4	32
33	Garner, Shep	g	2-7	2-7	0-0	0	2	2	1	6	1	2	0	1	26
03	Pierce, Satchel	g	2-2	0-0	0-0	1	2	3	2	4	0	2	0	1	11
04	Bostick, Nazeer	g	0-1	0-0	1-2	0	0	0	1	1	0	1	0	0	8
05	Wheeler, Jamari	g	2-3	0-1	0-0	1	1	2	3	4	0	1	0	2	16
21	Harrar, John	g	0-0	0-0	0-0	0	0	0	1	0	0	1	0	0	2
44	Moore, Julian	g	1-2	0-0	0-0	0	0	0	0	2	0	0	0	0	6
	Team					2	1	3							
	Totals		31-61	5-19	20-28	9	14	23	21	87	15	10	5	14	200

FG % 1st Half: 16-26 61.5% 2nd half: 15-35 42.9% Game: 31-61 50.8%
 3FG % 1st Half: 2-9 22.2% 2nd half: 3-10 30.0% Game: 5-19 26.3%
 FT % 1st Half: 6-7 85.7% 2nd half: 14-21 66.7% Game: 20-28 71.4%

Texas A&M 98 • 4-0

#	Player	Total		3-Ptr		Rebounds		PF	TP	A	T	Blk	Stl	Min	
		FG	FGA	FG	FGA	Off	Def								Tot
01	HOGG, D.J.	f	2-10	1-4	2-4	2	5	7	3	7	4	1	2	1	39
10	TROCHA-MORELOS, Ton	f	3-5	1-3	4-4	1	4	5	2	11	1	3	0	1	26
34	DAVIS, Tyler	c	6-9	1-1	2-2	2	4	6	1	15	1	0	0	1	28
03	GILDER, Admon	g	4-4	2-2	4-4	0	4	4	4	14	3	4	1	0	26
13	WILSON, Duane	g	7-10	1-1	7-7	0	2	2	4	22	6	3	1	1	30
00	CHANDLER, Jay Jay	g	1-2	0-1	2-2	1	0	1	2	4	1	0	0	0	14
02	STARKS, T.J.	g	0-2	0-0	4-4	0	0	0	1	4	1	3	0	0	14
44	WILLIAMS, Robert	g	10-12	0-0	1-2	3	7	10	4	21	1	2	1	1	23
	Team					0	1	1							
	Totals		33-54	6-12	26-29	9	27	36	21	98	18	16	5	5	200

FG % 1st Half: 15-27 55.6% 2nd half: 18-27 66.7% Game: 33-54 61.1%
 3FG % 1st Half: 4-8 50.0% 2nd half: 2-4 50.0% Game: 6-12 50.0%
 FT % 1st Half: 8-8 100.0% 2nd half: 18-21 85.7% Game: 26-29 89.7%

Officials: Brian Dorsey, Donnie Eppley, Rob Riley
 Technical fouls: Penn State-None. Texas A&M-None.
 Attendance: 5081
 Progressive Legends Classic Championship Game
 Progressive Legends Classic MVP - Robert Williams III
 Progressive Legends Classic All-Tournament Team - Jeffrey Carroll (OSU),
 Lamar Stevens (PSU), Tony Carr (PSU), Duane Wilson (TA&M)

Score by periods	1st	2nd	Total
Penn State	40	47	87
Texas A&M	42	56	98

Points	In	Off	2nd	Fast	Bench
PSU	Paint	T/O	Chance	Break	
Penn State	42	23	11	14	11
TAMU	52	19	14	17	29

Last FG - PSU 2nd-00:08, TAMU 2nd-00:48.
 Largest lead - PSU by 5 1st-02:24, TAMU by 17 2nd-12:09.
 PSU led for 08:59. TAMU led for 27:37. Game was tied for 03:24.
 Score tied - 8 times.
 Lead changed - 11 times.

Official Basketball Box Score -- Game Totals -- Final Statistics
Oral Roberts vs Penn State
11/24/2017 3 p.m. at University Park, Pa. (Bryce Jordan Ctr)

7

Oral Roberts 48 • 1-5

#	Player	Total		3-Ptr		Rebounds		PF	TP	A	T	Blk	Stl	Min	
		FG	FGA	FG	FGA	Off	Def								Tot
23	Nzekwesi, Emmanuel	f	5-10	1-2	0-0	2	4	6	1	11	1	3	1	1	32
25	White, Javan	f	1-6	0-1	0-0	2	2	4	3	2	2	0	2	1	27
44	Owens, Albert	c	1-7	0-0	1-2	2	3	5	0	3	0	1	0	1	18
02	Ruder, Austin	g	1-7	1-5	0-0	1	1	2	0	3	1	3	0	2	29
10	Kearns, Sam	g	3-7	2-3	0-0	1	1	2	3	8	1	8	0	1	34
03	Harris, Jontray	g	4-7	1-2	0-0	2	2	4	2	9	1	0	0	0	21
20	Sutton, Spencer	g	1-5	1-3	0-0	2	1	3	0	3	2	0	0	0	15
32	Manek, Kellen	g	0-0	0-0	0-0	0	0	0	0	0	0	0	0	0	2
33	Ahmedic, Emir	g	1-3	0-0	1-2	0	0	0	2	3	0	0	0	0	8
52	Miller, Chris	g	2-5	0-0	2-2	0	1	1	2	6	0	0	2	0	14
	Team					2	1	3							
	Totals		19-57	6-16	4-7	14	16	30	13	48	8	18	3	7	200

FG % 1st Half: 7-27 25.9% 2nd half: 12-30 40.0% Game: 19-57 33.3%
 3FG % 1st Half: 2-5 40.0% 2nd half: 4-11 36.4% Game: 6-16 37.5%
 FT % 1st Half: 3-5 60.0% 2nd half: 1-2 50.0% Game: 4-7 57.1%

Penn State 86 • 6-1

#	Player	Total		3-Ptr		Rebounds		PF	TP	A	T	Blk	Stl	Min	
		FG	FGA	FG	FGA	Off	Def								Tot
11	Stevens, Lamar	f	2-6	0-0	4-5	1	5	6	0	8	1	2	1	1	23
24	Watkins, Mike	f	4-5	0-0	0-0	1	5	6	1	8	1	3	3	2	19
10	Carr, Tony	g	4-5	3-4	2-2	0	1	1	3	13	5	1	0	0	21
23	Reaves, Josh	g	4-6	2-4	0-0	0	2	2	1	10	3	0	1	4	21
33	Garner, Shep	g	2-7	2-7	0-0	0	0	0	2	6	0	0	0	1	22
01	Zemgulis, Deivis	g	1-2	1-2	0-0	0	0	0	0	3	1	0	0	0	6
02	Nussbaum, Taylor	g	0-0	0-0	0-0	0	0	0	0	0	0	0	0	0	1
03	Pierce, Satchel	g	1-3	0-0	2-4	3	3	6	3	4	0	1	0	0	14
04	Bostick, Nazeer	g	5-9	0-1	4-6	3	2	5	0	14	0	1	0	0	23
05	Wheeler, Jamari	g	6-8	1-2	1-2	1	6	7	2	14	4				

GAME-BY-GAME 2017-18 RECAPS

Official Basketball Box Score -- Game Totals -- Final Statistics Penn State vs Iowa

12/02/17 4 p.m. at Carver-Hawkeye Arena - Iowa City, IA

9

Penn State 77 • 7-2, 1-0

#	Player	Total		3-Ptr		Rebounds			PF	TP	A	TO	Blk	Stl	Min
		FG-FGA	FG-FGA	FT-FTA	Off	Def	Tot								
11	Stevens, Lamar	f	7-15	2-4	6-6	2	3	5	3	22	0	1	2	2	28
24	Watkins, Mike	f	9-13	0-0	1-3	3	4	7	4	19	0	3	3	1	36
10	Carr, Tony	g	5-15	4-6	2-2	2	4	6	2	16	9	2	0	1	39
23	Reaves, Josh	g	3-9	2-5	0-0	1	2	3	4	8	3	0	1	2	31
33	Garner, Shep	g	4-7	4-6	0-0	0	2	2	4	12	2	4	0	1	27
03	Pierce, Satchel	g	0-1	0-0	0-0	1	1	2	3	0	0	1	0	0	5
04	Bostick, Nazeer	g	0-1	0-0	0-0	0	1	1	0	0	1	1	0	1	8
05	Wheeler, Jamari	g	0-3	0-2	0-0	0	1	1	0	4	1	0	0	0	20
21	Harrar, John	g	0-0	0-0	0-0	0	0	0	2	0	0	0	0	0	3
44	Moore, Julian	g	0-0	0-0	0-0	0	1	1	0	0	0	0	1	0	3
	Team					2	0	2					1		
	Totals		28-64	12-23	9-11	11	19	30	22	77	19	14	7	8	200

FG % 1st Half: 15-31 48.4% 2nd half: 13-33 39.4% Game: 28-64 43.8% Deadball Rebounds 2
3FG % 1st Half: 7-12 58.3% 2nd half: 5-11 45.5% Game: 12-23 52.2%
FT % 1st Half: 2-2 100.0% 2nd half: 7-9 77.8% Game: 9-11 81.8%

Iowa 73 • 4-4, 0-1

#	Player	Total		3-Ptr		Rebounds			PF	TP	A	TO	Blk	Stl	Min
		FG-FGA	FG-FGA	FT-FTA	Off	Def	Tot								
05	Cook, Tyler	f	7-13	0-0	9-13	7	5	12	1	23	4	5	0	1	34
51	Baer, Nicholas	f	2-7	0-3	0-0	3	2	5	1	4	0	2	2	0	26
55	Garza, Luka	c	2-4	0-1	2-4	0	3	3	0	6	0	0	0	1	14
03	Bohannon, Jordan	g	3-6	2-4	0-0	0	2	2	8	4	3	0	1	1	34
04	Moss, Isaiah	g	6-13	1-3	0-0	0	3	3	2	13	2	4	0	1	31
00	Wagner, Ahmad	g	1-2	0-0	0-0	0	1	1	2	2	0	0	0	0	10
01	Dailley, Maishe	g	0-0	0-0	0-0	0	0	0	0	0	0	0	0	0	4
02	Nunge, Jack	g	1-1	0-0	0-0	0	1	1	2	2	2	3	0	15	
15	Kriener, Ryan	g	2-3	1-1	0-0	3	1	4	2	5	2	0	1	1	7
24	Ellingson, Brady	g	0-0	0-0	0-0	0	0	0	1	0	3	0	0	0	6
35	Pemsl, Cordell	g	4-6	0-0	2-4	0	5	5	2	10	1	2	0	0	19
	Team					1	2	3							
	Totals		28-55	4-12	13-21	14	25	39	15	73	16	18	6	5	200

FG % 1st Half: 13-29 44.8% 2nd half: 15-26 57.7% Game: 28-55 50.9% Deadball Rebounds 2
3FG % 1st Half: 1-5 20.0% 2nd half: 3-7 42.9% Game: 4-12 33.3%
FT % 1st Half: 7-11 63.6% 2nd half: 6-10 60.0% Game: 13-21 61.9%

Officials: D.J. Carstensen, Larry Scirocco, Bill Ek

Technical fouls: Penn State-None. Iowa-None.

Attendance: 12805

Score by periods	1st	2nd	Total
Penn State	39	38	77
Iowa	34	39	73

	In	Off	2nd	Fast	Bench
Points	26	22	11	2	0
PSU	42	14	13	6	19

Last FG - PSU 2nd-00:20, IOWA 2nd-00:04.
Largest lead - PSU by 10 1st-17:14, IOWA None.
PSU led for 39:17. IOWA led for 00:00. Game was tied for 00:43.

Score tied - 1 time.
Lead changed - 0 times.

Official Basketball Box Score -- Game Totals -- Final Statistics Wisconsin vs Penn State

12/4/17 7:01 p.m. at University Park, Pa. (Bryce Jordan Ctr.)

10

Wisconsin 64 • 4-5, 1-1

#	Player	Total		3-Ptr		Rebounds			PF	TP	A	TO	Blk	Stl	Min
		FG-FGA	FG-FGA	FT-FTA	Off	Def	Tot								
02	Ford, Aleem	f	2-3	1-2	0-1	1	3	4	2	5	1	1	0	1	21
21	Iverson, Khalil	f	7-8	0-0	2-4	0	5	5	4	16	1	2	2	2	31
22	Happ, Ethan	f	3-12	0-0	3-4	5	5	10	5	9	3	2	1	1	28
00	Trice, D'Mitrik	g	2-9	0-2	5-6	0	0	0	3	9	3	2	0	0	34
34	Davidson, Brad	g	0-4	0-2	0-0	0	2	2	5	0	2	2	0	2	28
01	Pritzl, Brevin	g	1-2	1-1	3-4	0	5	5	1	6	2	0	0	1	21
23	King, Kobe	g	3-4	2-2	0-0	2	1	3	1	8	1	0	1	0	24
35	Reuvers, Nate	g	5-10	1-2	0-0	0	4	4	2	11	0	0	0	1	13
	Team					0	3	3					1		
	Totals		23-52	5-11	13-19	8	28	36	23	64	13	10	4	8	200

FG % 1st Half: 11-24 45.8% 2nd half: 12-28 42.9% Game: 23-52 44.2% Deadball Rebounds 3
3FG % 1st Half: 1-4 25.0% 2nd half: 4-7 57.1% Game: 5-11 45.5%
FT % 1st Half: 8-12 66.7% 2nd half: 5-7 71.4% Game: 13-19 68.4%

Penn State 63 • 7-3, 1-1

#	Player	Total		3-Ptr		Rebounds			PF	TP	A	TO	Blk	Stl	Min
		FG-FGA	FG-FGA	FT-FTA	Off	Def	Tot								
11	Stevens, Lamar	f	1-7	0-3	2-2	2	4	6	2	4	3	2	0	0	29
24	Watkins, Mike	f	9-13	0-1	4-6	2	6	8	1	22	0	2	7	1	34
10	Carr, Tony	g	5-22	0-3	6-6	2	7	9	3	16	1	2	1	2	38
23	Reaves, Josh	g	2-5	1-3	2-2	1	2	3	4	7	5	0	4	0	35
33	Garner, Shep	g	3-7	1-4	6-7	1	1	2	3	13	1	2	0	2	33
04	Bostick, Nazeer	g	0-0	0-0	0-0	0	0	0	1	0	1	2	0	0	7
05	Wheeler, Jamari	g	0-1	0-0	0-0	0	1	1	2	0	1	1	0	1	17
21	Harrar, John	g	0-0	0-0	0-0	0	0	0	0	0	0	0	0	0	2
44	Moore, Julian	g	0-1	0-0	1-2	2	0	2	0	1	0	0	1	0	5
	Team					0	3	3							
	Totals		20-56	2-14	21-25	10	24	34	16	63	12	11	13	6	200

FG % 1st Half: 9-26 34.6% 2nd half: 11-30 36.7% Game: 20-56 35.7% Deadball Rebounds 2
3FG % 1st Half: 1-6 16.7% 2nd half: 1-8 12.5% Game: 2-14 14.3%
FT % 1st Half: 6-9 66.7% 2nd half: 15-16 93.8% Game: 21-25 84.0%

Officials: Terry Oglesby, Lamont Simpson, Donnie Eppley

Technical fouls: Wisconsin-None. Penn State-None.

Attendance: 6730

Score by periods	1st	2nd	Total
Wisconsin	31	33	64
Penn State	25	38	63

	In	Off	2nd	Fast	Bench
Points	30	11	4	2	25
PSU	30	13	13	2	1

Last FG - WIS 2nd-02:38, PSU 2nd-00:25.
Largest lead - WIS by 17 2nd-09:40, PSU by 5 1st-11:51.
WIS led for 28:24. PSU led for 09:23. Game was tied for 02:13.

Score tied - 5 times.
Lead changed - 6 times.

Official Basketball Box Score -- Game Totals -- Final Statistics George Washington vs Penn State

12/9/17 4:00 p.m. at University Park, Pa. (Bryce Jordan Ctr.)

11

George Washington 54 • 5-5

#	Player	Total		3-Ptr		Rebounds			PF	TP	A	TO	Blk	Stl	Min
		FG-FGA	FG-FGA	FT-FTA	Off	Def	Tot								
10	STEEVES, Patrick	f	4-6	0-1	0-0	1	0	1	0	8	2	2	0	1	29
11	TORO, Arnaldo	f	2-8	0-1	5-7	0	6	6	0	9	0	0	1	1	32
01	NOLAN JR, Terry	g	0-3	0-2	1-2	1	2	3	2	1	1	2	1	0	23
03	BOLDEN, Jair	g	3-9	2-6	4-4	0	1	1	1	12	0	3	0	1	33
12	WATANABE, Yuta	g	8-15	0-2	2-3	2	4	6	2	18	0	2	1	0	31
00	MAZZULLA, Justin	g	0-2	0-0	2-2	1	1	2	3	2	0	1	0	1	13
04	WILLIAMS, Justin	g	1-2	0-0	0-0	0	3	3	1	2	0	1	0	0	12
05	MITOLA, Adam	g	0-1	0-1	0-0	0	0	0	0	0	1	0	0	0	4
14	JACK, Maceo	g	0-1	0-0	0-0	0	0	0	1	0	0	0	0	0	6
32	LANGARICA, Javier	g	1-3	0-2	0-2	0	2	2	0	2	0	0	1	2	4
35	ZEIGLER, Bo	g	0-2	0-0	0-0	0	0	0	3	0	1	2	1	1	13
	Team					1	0	1					3		
	Totals		19-52	2-15	14-20	6	19	25	13	54	5	16	5	7	200

FG % 1st Half: 5-23 21.7% 2nd half: 14-29 48.3% Game: 19-52 36.5% Deadball Rebounds 5,1
3FG % 1st Half: 1-7 14.3% 2nd half: 1-8 12.5% Game: 2-15 13.3%
FT % 1st Half: 8-9 88.9% 2nd half: 6-11 54.5% Game: 14-20 70.0%

Penn State 74 • 8-3

#	Player	Total		3-Ptr		Rebounds			PF	TP	A	TO	Blk	Stl	Min
		FG-FGA	FG-FGA	FT-FTA	Off	Def	Tot								
11	Stevens, Lamar	f	5-10	0-0	0-2	1	4	5	2	10	3	2	0	0	31
24	Watkins, Mike	f	7-11	0-0	1-1	3	9	12	2	15					

GAME-BY-GAME 2017-18 RECAPS

13

Official Basketball Box Score -- Game Totals -- Final Statistics Binghamton vs Penn State 12/19/17 7 p.m. ET at University Park, Pa. (Bryce Jordan Ctr.)

Binghamton 65 • 8-5

#	Player	Total			3-Ptr			Rebounds			PF	TP	A	TO	Blk	Stl	Min
		FG	FGA	FT	FTA	Off	Def	Def	Off	Def							
32	Thomas Bruce	f	5-10	0-0	0-1	4	5	9	4	10	0	3	1	1	25		
42	Willie Rodriguez	f	2-7	1-3	1-2	2	2	4	1	6	0	1	0	3	31		
40	Timmy Rose	g	2-3	1-1	0-0	0	1	1	0	5	3	4	0	0	23		
22	Everson Davis	g	3-8	0-1	0-0	1	0	1	2	6	0	1	0	2	18		
33	J.C. Show	g	5-16	3-8	0-0	1	3	4	2	13	5	2	0	0	38		
00	Fard Muhammad	g	3-8	3-7	0-0	0	1	1	1	9	0	1	0	1	19		
05	Tyler Stewart	g	5-9	1-1	1-2	2	3	5	2	12	0	0	0	1	16		
15	Bobby Ahearn	g	1-2	0-1	0-0	0	2	2	3	2	1	0	0	0	14		
20	Caleb Stewart	g	1-2	0-0	0-0	1	1	2	2	2	2	2	0	0	13		
41	Dusan Perovic	g	0-1	0-1	0-0	0	0	0	1	0	0	0	0	0	3		
	Team					2	0	2									
	Totals		27-66	9-23	2-5	13	18	31	18	65	11	15	2	8	200		

FG % 1st Half: 15-31 48.4% 2nd half: 12-35 34.3% Game: 27-66 40.9%
 3FG % 1st Half: 5-10 50.0% 2nd half: 4-13 30.8% Game: 9-23 39.1%
 FT % 1st Half: 1-2 50.0% 2nd half: 1-3 33.3% Game: 2-5 40.0%

Penn State 80 • 10-3

#	Player	Total			3-Ptr			Rebounds			PF	TP	A	TO	Blk	Stl	Min
		FG	FGA	FT	FTA	Off	Def	Def	Off	Def							
11	Stevens, Lamar	f	6-14	0-1	4-6	2	6	8	3	16	1	3	0	1	36		
24	Watkins, Mike	f	5-8	0-0	2-4	2	9	11	2	12	1	1	3	1	32		
10	Carr, Tony	g	6-12	2-5	1-1	0	4	4	1	15	2	1	0	1	36		
23	Reaves, Josh	g	6-9	2-3	1-2	1	1	2	15	4	3	1	2	29			
33	Garner, Shep	g	5-7	5-7	0-0	0	1	1	15	2	1	0	1	24			
03	Pierce, Satchel	g	0-0	0-0	0-2	1	0	1	0	0	1	0	0	2			
04	Bostick, Nazeer	g	1-1	0-0	0-0	0	2	2	0	2	0	0	0	11			
05	Wheeler, Jamari	g	2-3	1-1	0-0	2	1	3	1	5	0	4	0	0	10		
35	Buttrick, Trent	g	0-0	0-0	0-0	0	0	0	0	0	0	2	0	0	3		
44	Moore, Julian	g	0-0	0-0	0-0	0	2	2	0	0	0	0	0	0	7		
	Team					1	1	2									
	Totals		31-54	10-17	8-15	9	27	36	10	80	17	17	4	7	200		

FG % 1st Half: 16-31 51.6% 2nd half: 15-23 65.2% Game: 31-54 57.4%
 3FG % 1st Half: 5-10 50.0% 2nd half: 5-7 71.4% Game: 10-17 58.8%
 FT % 1st Half: 2-5 40.0% 2nd half: 6-10 60.0% Game: 8-15 53.3%

Officials: Larry Sciroto, Chris Beaver, Brandon Cruz
 Technical fouls: Binghamton-None. Penn State-None.
 Attendance: 4009

Score by periods	1st	2nd	Total
Binghamton	36	29	65
Penn State	39	41	80

Last FG - BING 2nd-00:47, PSU 2nd-02:39.
 Largest lead - BING by 3 1st-10:39, PSU by 15 2nd-02:39.
 BING led for 00:17, PSU led for 37:11. Game was tied for 02:32.

Points	In	Off	2nd	Fast	Bench
BING	36	14	9	10	25
PSU	36	17	14	2	7

Score tied - 4 times.
 Lead changed - 2 times.

14

Official Basketball Box Score -- Game Totals -- Final Statistics Rider vs Penn State 12/22/17 7:00 p.m. at University Park, Pa. (Bryce Jordan Ctr.)

Rider 71 • 7-5

#	Player	Total			3-Ptr			Rebounds			PF	TP	A	TO	Blk	Stl	Min
		FG	FGA	FT	FTA	Off	Def	Def	Off	Def							
14	Vaughn, Dimencio	f	6-9	2-5	2-3	0	7	7	3	16	0	2	0	1	33		
20	Marshall, Tyere	c	6-13	0-0	3-5	1	3	4	3	15	0	1	1	0	34		
02	Allen, Jordan	g	3-15	2-10	0-0	0	6	6	1	8	0	0	0	2	23		
12	Durham, Anthony	g	2-5	2-5	0-0	0	0	0	4	6	3	0	0	0	29		
23	Jordan, Stevie	g	4-10	2-4	0-0	1	3	4	4	12	7	2	0	2	32		
05	Randall, Tyrei	g	0-0	0-0	0-0	0	0	0	0	0	0	0	0	0	2		
10	Washington-Ives, Kea	g	0-1	0-0	0-0	0	2	2	0	2	0	1	2	0	12		
11	Eke, Devine	g	0-0	0-0	0-0	0	0	0	0	0	0	0	0	0	4		
13	Scott, Frederick	g	5-8	1-2	3-9	3	6	9	2	14	0	3	1	0	22		
15	Cisse, Karamoko	g	0-2	0-0	0-0	0	1	1	0	0	0	0	0	0	6		
44	Wilson, Paxton	g	0-1	0-1	0-0	0	1	1	1	0	0	0	0	0	3		
	Team					5	1	6									
	Totals		26-64	9-27	9-19	10	30	40	20	71	11	12	2	5	200		

FG % 1st Half: 11-29 37.9% 2nd half: 15-35 42.9% Game: 26-64 40.6%
 3FG % 1st Half: 5-13 38.5% 2nd half: 4-14 28.6% Game: 9-27 33.3%
 FT % 1st Half: 4-7 57.1% 2nd half: 6-12 50.0% Game: 10-19 52.6%

Penn State 70 • 10-4

#	Player	Total			3-Ptr			Rebounds			PF	TP	A	TO	Blk	Stl	Min
		FG	FGA	FT	FTA	Off	Def	Def	Off	Def							
11	Stevens, Lamar	f	5-15	0-1	0-2	4	7	11	4	10	6	1	1	0	30		
24	Watkins, Mike	f	4-5	0-0	2-2	0	9	9	4	10	0	2	4	0	24		
10	Carr, Tony	g	3-14	2-6	2-2	0	4	4	1	10	2	1	1	0	32		
23	Reaves, Josh	g	3-8	0-3	4-4	4	9	13	3	10	8	1	5	36			
33	Garner, Shep	g	6-12	6-11	0-0	1	1	2	0	18	0	3	0	0	35		
03	Pierce, Satchel	g	0-0	0-0	0-0	0	0	0	1	0	0	2	0	0	3		
04	Bostick, Nazeer	g	1-1	1-1	1-2	0	1	1	3	4	0	2	1	0	12		
05	Wheeler, Jamari	g	2-3	0-1	0-2	1	1	2	2	4	0	0	0	1	14		
21	Harrar, John	g	0-0	0-0	0-1	0	0	0	1	0	0	1	0	0	2		
44	Moore, Julian	g	2-4	0-0	0-0	0	0	0	0	4	0	0	4	1	12		
	Team					0	0	0									
	Totals		26-62	9-23	9-15	10	32	42	19	70	16	13	12	7	200		

FG % 1st Half: 14-34 41.2% 2nd half: 12-28 42.9% Game: 26-62 41.9%
 3FG % 1st Half: 7-12 58.3% 2nd half: 2-11 18.2% Game: 9-23 39.1%
 FT % 1st Half: 0-1 0.0% 2nd half: 9-14 64.3% Game: 9-15 60.0%

Officials: Rob Riley, Steve McClunkins, Edwin Young
 Technical fouls: Rider-Allen, Jordan. Penn State-Bostick, Nazeer.
 Attendance: 4217

Score by periods	1st	2nd	Total
Rider	31	40	71
Penn State	35	35	70

Last FG - RID 2nd-00:00, PSU 2nd-00:22.
 Largest lead - RID by 3 1st-19:30, PSU by 10 2nd-14:18.
 RID led for 02:41, PSU led for 35:08. Game was tied for 02:11.

Points	In	Off	2nd	Fast	Bench
RID	32	4	9	12	14
PSU	30	9	13	4	12

Score tied - 3 times.
 Lead changed - 12 times.

Official Basketball Box Score -- Game Totals -- Final Statistics Coppin State vs Penn State 12/30/17 1:00 p.m. at University Park, Pa. (Bryce Jordan Ctr.)

Coppin State 43 • 0-15

#	Player	Total			3-Ptr			Rebounds			PF	TP	A	TO	Blk	Stl	Min
		FG	FGA	FT	FTA	Off	Def	Def	Off	Def							
00	TRAOIRE, Adam	f	2-3	0-1	1-2	1	3	4	4	5	1	2	0	1	23		
05	COUNCIL, Cedric	f	3-8	1-4	4-5	1	3	4	0	11	1	1	1	0	32		
20	HARDWICK, Jordan	f	2-3	1-1	0-0	0	0	0	5	5	0	2	1	0	8		
10	DAVIS, Karonn	g	1-8	0-2	3-4	0	2	2	0	5	3	5	0	1	29		
22	MORGAN, Lamar	g	0-5	0-3	1-3	0	6	6	0	1	2	1	0	0	24		
04	THOMAS, Tre	g	3-9	3-4	0-0	0	1	1	3	9	0	3	0	1	32		
15	SIMPSON, Blake	g	2-3	0-0	0-0	0	2	2	0	4	0	1	0	0	20		
21	BROWNLEE, Lucian	g	1-5	1-3	0-0	0	1	1	4	3	1	1	0	1	19		
24	FAIR, Keandre	g	0-2	0-2	0-0	0	2	2	0	0	0	0	0	1	13		
	Team					2	0	2									
	Totals		14-46	6-20	9-14	4	20	24	18	43	8	18	2	5	200		

FG % 1st Half: 8-23 34.8% 2nd half: 6-23 26.1% Game: 14-46 30.4%
 3FG % 1st Half: 3-9 33.3% 2nd half: 3-11 27.3% Game: 6-20 30.0%
 FT % 1st Half: 4-6 66.7% 2nd half: 5-8 62.5% Game: 9-14 64.3%

Penn State 88 • 11-4

#	Player	Total			3-Ptr			Rebounds			PF	TP	A	TO	Blk	Stl	Min
		FG	FGA	FT	FTA	Off	Def	Def									

TV / RADIO ROSTER



1
DEIVIS ZEMGULIS
Jr. | F | 6-6 | 220
Kaunas, Lithuania



3
SACHEL PIERCE
Jr. | F | 7-0 | 255
Barberton, Ohio



4
NAZEER BOSTICK
So. | G | 6-4 | 203
Philadelphia, Pa.




5
JAMARI WHEELER
Fr. | G | 6-1 | 170
Live Oak, Fla.



10
TONY CARR
So. | G | 6-5 | 204
Philadelphia, Pa.



11
LAMAR STEVENS
So. | F | 6-8 | 226
North Wales, Pa.



20
TAYLOR NUSSBAUM
Fr. | G | 6-2 | 175
South Salem, N.Y.



21
JOHN HARRAR
Fr. | F | 6-9 | 243
Wallingford, Pa.



22
GRANT HAZLE
So. | F | 6-5 | 192
Kingwood, Texas




23
JOSH REAVES
Jr. | G | 6-4 | 210
Fairfax, Va.



24
MIKE WATKINS
R-So. | F | 6-9 | 254
Philadelphia, Pa.



33
SHEP GARNER
Sr. | G | 6-2 | 196
Chester, Pa.



35
TRENT BUTTRICK
Fr. | F | 6-8 | 234
Bloomsburg, Pa.



44
JULIAN MOORE
Gr. | F | 6-10 | 248
Philadelphia, Pa.



PATRICK CHAMBERS
Head Coach
Seventh Season



KEITH URGO
Associate Head Coach
Seventh Season



DWAYNE ANDERSON
Assistant Coach
Fifth Season



JIM FERRY
Assistant Coach
First Season



ROSS CONDON
Dir. of Operations
Seventh Season



DAVID CAPORALETTI
Dir. of Player Development
Seventh Season



JONATHAN SALAZER
Athletic Trainer
21st Season



GREG MISKINIS
Strength Coach
Second Season



DR. GREG BILLY
Team Physician
Seventh Season



NICHOLAS COLELLA
Dir. of Recruiting
Third Season



NAZEER BOSTICK

4

G • 6-4 • 204
SOPHOMORE
PHILADELPHIA, PA
(ROMAN CATHOLIC)

AS A SOPHOMORE (2017-18)

- Scored five points and had one rebound in eight minutes at Maryland.
- Has connected for a field goal in the last five straight games and has a three-pointer in each of the last three games.
- Played 18 minutes vs. Coppin State and scored seven points with two 3-pointers. Also had a sky-high block for his second in as many games.
- Made his first career three-pointer vs. Rider. Played 12 minutes vs. Broncs and had a free throw and first block of 2017-18.
- Started at George Mason and played 27 minutes. Scored six points, had four rebounds and two assists.
- Missed the George Washington game.
- Gave quality minutes in defensive effort in win at Iowa and had seven minutes with one assist vs. Wisconsin.
- Went 6-6 from the free throw line at N.C. State and added three rebounds, an assist and steal to his stat line.
- Shared team lead in scoring with Jamari Wheeler with 14 points vs. Oral Roberts (11-24). Tied his career high with five field goals against Golden Eagles.
- Recorded third game with double figures in points with 10 off 4-5 shooting from the field against Pittsburgh. Dished off for career bests in assists (4) and steals (4).
- Had 10 points vs. Columbia, going 6-6 from the free throw line. Pulled down a career-best eight rebounds with a then-career-best three assists and tying his steals mark at the time (2).
- Upped his minutes on the court to 22 vs. Montana.
- Scored then-career-best 12 points in 20 minutes of action vs. Fairleigh Dickinson (11-12).
- First player off the bench and inserted into the starting lineup vs. Columbia due to injuries to guards Tony Carr and Josh Reaves.
- Had four points, two steals and two rebounds in 15 minutes of play in the opener vs. Campbell.

► BOSTICK'S CAREER HIGHS

Points

Career 14, vs. Oral Roberts, 11/24/17
B1G Career 5, vs. Maryland, 1/2/18

Rebounds

Career 8, vs. Columbia, 11/17/17
B1G Career 2, 2x, last vs. Maryland, 2/7/17

Assists

Career 4, vs. Pittsburgh, 11/20/17
B1G Career 1, 2x, last vs. Maryland, 2/7/17

Blocks

Career .. 1, 6x, last vs. Coppin St, 12/30/17
B1G Career 1, 5x, last at Nebraska, 2/14/17

Steals

Career 4, vs. Pittsburgh, 11/17/17
B1G Career 2, at Nebraska, 2/14/17

Minutes

Career 35, vs. Columbia, 11/17/17
B1G Career 12, vs. Maryland, 2/7/17

Field Goals - Made

Career 5, 2x, last vs. Oral Roberts, 11/24/17
B1G Career .. 2, 2x, last vs. Maryland, 1/2/18

Field Goals - Attempted

Career 11, vs. Columbia, 11/17/17
B1G Career .. 3, 2x, last at Maryland, 1/2/18

3-Point Field Goals - Made

Career 2, vs. Coppin State, 12/30/17
B1G Career 1 at Maryland, 1/2/18

3-Point Field Goals - Attempted

Career 4, vs. Coppin State, 12/30/17
B1G Career 2, at Nebraska, 2/14/17

Free Throws - Made

Career ... 6, 2x, last at N.C. State, 11/29/17
B1G Career 2, at Nebraska, 2/14/17

Free Throws - Attempted

Career ... 6, 3x, last at N.C. State, 11/29/17
B1G Career 2, at Nebraska, 2/14/17

Opponent	Date	gs	min	Total		3-Pointers		Free throws		Rebounds				pf	a	t/b	blk	stl	pts	avg
				fg-fga	pct	3fg-fga	pct	ft-fa	pct	off	def	tot	avg							
CAMPBELL	11/10/17	14	2-6	.333	0-0	.000	0-0	.000	0	2	2	2.0	4	0	2	0	2	4	4.0	
FAIRLEIGH DICKINSON	11/12/17	20	5-7	.714	0-0	.000	2-3	.667	1	1	2	2.0	0	0	2	0	1	12	8.0	
MONTANA	11/15/17	22	1-4	.250	0-0	.000	0-1	.000	1	0	1	1.7	2	0	2	0	0	2	6.0	
COLUMBIA	11/17/17 *	35	2-11	.182	0-2	.000	6-6	1.000	2	6	8	3.3	2	3	2	0	2	10	7.0	
vs Pittsburgh	11/20/17	20	4-5	.800	0-0	.000	2-4	.500	1	1	2	3.0	0	4	0	4	10	7.6		
vs Texas A&M	11/21/17	8	0-1	.000	0-0	.000	1-2	.500	0	0	0	2.5	1	0	1	0	0	1	6.5	
ORAL ROBERTS	11/24/201	23	5-9	.556	0-1	.000	4-6	.667	3	2	5	2.9	0	0	1	0	0	14	7.6	
at NC State	11/29/17	22	0-3	.000	0-0	.000	6-6	1.000	1	2	3	2.9	2	1	3	0	1	6	7.4	
at Iowa	12/02/17	8	0-1	.000	0-0	.000	0-0	.000	0	1	1	2.7	0	1	1	0	1	0	6.6	
WISCONSIN	12/4/17	7	0-0	.000	0-0	.000	0-0	.000	0	0	0	2.4	1	1	2	0	0	0	5.9	
at George Mason	12/17/17 *	27	3-6	.500	0-3	.000	0-0	.000	0	4	4	2.5	2	2	2	0	0	6	5.9	
BINGHAMTON	12/19/17	11	1-1	1.000	0-0	.000	0-0	.000	0	2	2	2.5	0	0	0	0	1	2	5.6	
RIDER	12/22/17	12	1-1	1.000	1-1	1.000	1-2	.500	0	1	1	2.4	3	0	2	1	0	4	5.5	
COPPIN STATE	12/30/17	18	2-4	.500	2-4	.500	1-2	.500	1	1	2	2.4	1	1	2	1	0	7	5.6	
at Maryland	01/02/18	8	2-3	.667	1-1	1.000	0-0	.000	0	1	1	2.3	1	0	0	0	0	5	5.5	
Totals		2	255	28-62	.452	4-12	.333	23-32	.719	10	24	34	2.3	19	13	22	2	12	83	5.5

Season	gp-gs	min/avg	Total		3-Point		F-Throws		Rebounds				Scoring							
			fg-fga	pct	fg-fga	pct	ft-fa	pct	off	def	tot	avg	pf	fo	ast	to	blk	stl	pts	avg
2016-17	18-0	120/6.7	9-29	.310	0-9	.000	5-5	1.000	2	11	13	0.7	13	0	6	11	4	7	23	1.3
2017-18	15-2	255/17.0	28-62	.452	4-12	.333	23-32	.719	10	24	34	2.3	19	0	13	22	2	12	83	5.5
TOTAL	33-2	375/11.4	37-91	.407	4-21	.190	28-37	.757	12	35	47	1.4	32	0	19	33	6	19	106	3.2



TRENT BUTTRICK

35

F • 6-8 • 234
FRESHMAN
BLOOMINGTON, PA
(COMMUNITY SCHOOL
OF NAPLES (FL))

AS A FRESHMAN (2017-18)

- Has played in four of the last six games and played career-high nine minutes vs. Coppin State.
- Made his first career three-point field goal vs. Coppin State.
- First off the bench vs. George Washington and grabbed a career-best 5 rebounds in a career-best 7 minutes of action.
- Played four minutes vs. Oral Roberts.
- Scored two points vs. Pittsburgh with three rebounds in three minutes of play.
- Saw one minute of action vs. Fairleigh Davidson and pulled down a defensive rebound.

► BUTTRICK'S CAREER HIGHS

Points
 Career 2, vs. Pittsburgh, 11/20/17
 B1G Career

Rebounds
 Career 5, vs. Geo. Washington, 11/20/17
 B1G Career

Assists
 Career

Blocks
 Career

Steals
 Career

Minutes
 Career 9, vs. Coppin State, 12/30/17
 B1G Career

Field Goals - Made
 Career 1, vs. Pittsburgh, 11/20/17
 B1G Career

Field Goals - Attempted
 Career 2, vs. Pittsburgh, 11/20/17
 B1G Career

3-Point Field Goals - Made
 Career 1, vs. Coppin State, 12/30/17
 B1G Career

3-Point Field Goals - Attempted
 Career 3, vs. Coppin State, 12/30/17
 B1G Career

Free Throws - Made
 Career

Free Throws - Attempted
 Career 2, vs. Pittsburgh, 11/20/17
 B1G Career

Opponent	Date	gs	min	Total		3-Pointers		Free throws		Rebounds				pf	a	t/o	blk	stl	pts	avg
				fg-fga	pct	3fg-fga	pct	ft-fa	pct	off	def	tot	avg							
FAIRLEIGH DICKINSON	11/12/17	1	0-0	.000	0-0	.000	0-0	.000	0	1	1	1.0	0	0	0	0	0	0	0	0.0
vs Pittsburgh	11/20/17	3	1-2	.500	0-0	.000	0-2	.000	2	1	3	2.0	2	0	1	0	0	2	1.0	
ORAL ROBERTS	11/24/17	4	0-1	.000	0-0	.000	0-0	.000	0	0	0	1.3	0	0	0	0	0	0	0.7	
GEORGE WASHINGTON	12/9/17	7	0-1	.000	0-0	.000	0-0	.000	1	4	5	2.3	3	0	2	0	0	0	0.5	
at George Mason	12/17/17	4	0-0	.000	0-0	.000	0-0	.000	0	0	0	1.8	0	0	0	0	0	0	0.4	
BINGHAMTON	12/19/17	3	0-0	.000	0-0	.000	0-0	.000	0	0	0	1.5	0	0	2	0	0	0	0.3	
COPPIN STATE	12/30/17	9	1-3	.333	1-3	.333	0-0	.000	0	1	1	1.4	2	0	2	0	0	3	0.7	
Totals		0	31	2-7	.286	1-3	.333	0-2	.000	3	7	10	1.4	7	0	7	0	5	0.7	

Season	gp-gs	min/avg	Total		3-Point		F-Throws		Rebounds				Scoring							
			fg-fga	pct	fg-fga	pct	ft-fa	pct	off	def	tot	avg	pf	fo	ast	to	blk	stl	pts	avg
2017-18	7-0	31/4.4	2-7	.286	1-3	.333	0-2	.000	3	7	10	1.4	7	0	0	7	0	0	5	0.7
TOTAL	7-0	31/4.4	2-7	.286	1-3	.333	0-2	.000	3	7	10	1.4	7	0	0	7	0	0	5	0.7



TONY CARR

10

G • 6-5 • 204
SOPHOMORE
PHILADELPHIA, PA
(ROMAN CATHOLIC)

AS A SOPHOMORE (2017-18)

- Scored 16 points and had eight assists at Maryland (1/2). Also had three offensive rebounds.
- Razor sharp vs. Coppin State going 7-9 from the field and 3-4 from beyond the arc for 21 points for 12th career outing with 20+ points and 38th career game with 10+ points or more. Was 5-7 at the half for 15 points (2-3 from 3FG).
- Had 10 points vs. Rider and added four rebounds, two assists and a block to his stat line.
- Returned to action after missing the George Mason game with 15 points and a regulation-game career-best nine assists.
- Was 6-12 against both Binghamton & George Washington and averaged 6.5 assists in those games.
- Had 19 points (6-12 FG, 2-3 3FG, 5-6 FT) vs. George Washington. Also had six rebounds and four assists.
- Second-half offensive production against Wisconsin was 12 points with four field goals and four free throws, finishing with 16 points and 6-6 from the line.
- Had a Big Ten career best with nine rebounds against the Badgers.
- Scored 13 of his 16 points against Hawkeyes in the second half and had career-best nine assists (regulation game) and six rebounds on his final stat line.
- Recorded his 11th career game with 20-plus points with 29 at N.C. State with a career best with 12 field goals made and 25 attempted. Pulled down seven rebounds.
- Sparked Nittany Lions by scoring nine of their first 14 points to start the second half against the Wolfpack.
- Scored 21 of his 31 points against No. 16 Texas A&M in the first half, 12 in the final 3:55 of the period.
- Connected on six field goals (6-9) and had four three-pointers, a career best, in Penn State's 85-54 win over Pittsburgh. Fourteen of his points came in the first half and he collected six rebounds and added five assists and a steal to his final stat line
- Averaged 23.5 points over the two games at the Barclays Center as part of the Legends Classic and earned a spot on the Legends Classic All-Tournament Team with Lamar Stevens.
- Missed the Columbia game due to injury, ending a streak of consecutive games played and starts at 36.
- Had seven points in limited action after leaving the Montana game early in the second half with an ankle injury.
- Scored 20 points against Fairleigh Dickinson, including going 9-9 from the free thrown line and duplicated his previous game's effort with seven assists. Also added a career-best three steals.
- "Falling" away jumper against FDU Knights to end the half was No. 3 play on ESPN's SportsCenter.
- Opened the 2017-18 season with a team-leading and career-best 33 points vs. Campbell and pulled down nine rebounds and dished out seven assists. Set a career high with 13 free throws made and 15 attempted. Had only one turnover in 35 minutes of play.

► CARR'S CAREER HIGHS

Points
 Career 33, vs. Campbell, 11/10/17
 B1G Career 24, vs. Indiana, 1/18/17

Rebounds
 Career 12, vs. Wright State, 12/3/16
 B1G Career 9, vs. Wisconsin, 12/4/17

Assists
 Career 14, at Indiana (3ot), 2/1/17
 ...regulation: 9, 2x, vs. Binghamton, 12/19/17
at Iowa, 12/2/17
 B1G Career 14, at Indiana (3ot), 2/1/17
regulation: 9, at Iowa, 12/2/17

Blocks
 Career 2, vs. Purdue (ot), 2/21/17
 regulation: 1, 7x, last vs. Wisconsin, 12/4/17
 B1G Career 2, vs. Purdue (ot), 2/21/17
 .regulation: 1, 5x, last vs. Wisconsin, 12/4/17

Steals
 Career 4, vs. Texas A&M, 11/21/17
 B1G Career ... 2, 5x, last vs. Wisconsin, 12/4/17

Minutes
 Career 42, at Indiana (3ot), 2/1/17
regulation: 39, 2x, last at Iowa, 12/2/17
 B1G Career 42, at Indiana (3ot) 2/1/17
regulation: 39, at Iowa, 12/2/17

Field Goals - Made
 Career 12, at N.C. State, 11/29/17
 B1G Career 9, vs. Purdue (ot), 2/21/17
regulation: 8, last vs. Ohio State, 2/28/17

Field Goals - Attempted
 Career 25, at N.C. State, 11/29/17
 B1G Career 23, at Maryland, 1/2/18

3-Point Field Goals - Made
 Career 4, 2x, last at Iowa, 12/2/17
 B1G Career 4, at Iowa, 12/2/17

3-Point Field Goals - Attempted
 Career 7, at Indiana (3ot), 2/1/17
regulation: 6, 5x, last at Iowa, 12/2/17
 B1G Career 8, at Maryland, 1/2/18

Free Throws - Made
 Career 13, vs. Campbell, 11/10/17
 B1G Career 11, vs. Rutgers, 2/4/17

Free Throws - Attempted
 Career 15, vs. Campbell, 11/10/17
 B1G Career 13, vs. Rutgers, 2/4/17

Opponent	Date	gs	min	Total		3-Pointers		Free throws		Rebounds				pts		avg					
				fg-fga	pct	3fg-fga	pct	ft-fa	pct	off	def	tot	avg	pf	a		t/b	blk	stl		
CAMPBELL	11/10/17	*	35	9-23	.391	2-5	.400	13-15	.867	2	7	9	9.0	3	7	1	0	1	33	33.0	
FAIRLEIGH DICKINSON	11/12/17	*	30	5-10	.500	1-2	.500	9-9	1.000	0	4	4	6.5	0	7	2	0	3	20	26.5	
MONTANA	11/15/17	*	19	3-9	.333	1-1	1.000	0-0	.000	1	1	2	5.0	1	2	2	0	0	7	20.0	
vs Pittsburgh	11/20/17	*	26	6-9	.667	4-4	1.000	0-0	.000	0	6	6	5.3	1	5	2	0	1	16	19.0	
vs Texas A&M	11/21/17	*	38	11-20	.550	2-4	.500	7-11	.636	0	1	1	4.4	2	3	2	0	4	31	21.4	
ORAL ROBERTS	11/24/201	*	21	4-5	.800	3-4	.750	2-2	1.000	0	1	1	3.8	3	5	1	0	0	13	20.0	
at NC State	11/29/17	*	39	12-25	.480	2-6	.333	3-4	.750	3	4	7	4.3	5	1	4	0	1	29	21.3	
at Iowa	12/02/17	*	39	5-15	.333	4-6	.667	2-2	1.000	2	4	6	4.5	2	9	2	0	1	16	20.6	
WISCONSIN	12/4/17	*	38	5-22	.227	0-3	.000	6-6	1.000	2	7	9	5.0	3	1	2	1	2	16	20.1	
GEORGE WASHINGTON	12/9/17	*	35	6-12	.500	2-3	.667	5-6	.833	1	5	6	5.1	1	4	3	0	2	19	20.0	
BINGHAMTON	12/19/17	*	36	6-12	.500	2-5	.400	1-1	1.000	0	4	4	4.0	1	9	2	0	1	15	19.5	
RIDER	12/22/17	*	32	3-14	.214	2-6	.333	2-2	1.000	0	4	4	5.9	1	2	1	1	0	10	18.8	
COPPIN STATE	12/30/17	*	18	7-9	.778	3-4	.750	4-5	.800	0	3	3	4.8	0	4	0	0	1	21	18.9	
at Maryland	01/02/18	*	37	6-23	.261	3-8	.375	1-2	.500	3	0	3	4.6	2	8	3	0	0	16	18.7	
Totals			14	443	88-208	.423	31-61	.508	55-65	.846	14	51	65	4.6	25	67	27	2	17	262	18.7

Season	gp-gs	min/avg	Total		3-Point		F-Throws			Rebounds				Scoring						
			fg-fga	pct	fg-fga	pct	ft-fa	pct	off	def	tot	avg	pf	fo	ast	to	blk	stl	pts	avg
2016-17	33-33	1084/32.8	141-374	.377	33-103	.320	121-157	.771	22	136	158	4.8	73	1	139	86	9	22	436	13.2
2017-18	14-14	443/31.6	88-208	.423	31-61	.508	55-65	.846	14	51	65	4.6	25	1	67	27	2	17	262	18.7
TOTAL	47-47	1527/32.5	229-582	.393	64-164	.390	176-222	.793	36	187	223	4.7	98	2	206	113	11	39	698	14.9



SHEP GARNER

33

G • 6-2 • 196
SENIOR
CHESTER, PA
(ROMAN CATHOLIC)

AS A SENIOR (2017-18)

- All nine points vs. Coppin State came on his 3 three-point field goals. Also had an assist.
- Led Nittany Lions with a game-high 18 points, all on three-point field goals, vs. Rider for his second time as the top scorer in 2017-18 and 21st time in his career.
- Tops in the Big Ten with 47 three-pointers made in 2017-18, good for a No. 18 ranking nationally.
- Has 263 career three-pointers for 10th among the NCAA Division I active leaders.
- Has scored 1,355 career points for 13th on the Penn State all-time scoring list and 55th on the NCAA Division I active career list.
- Ranks 42nd on the NCAA Division I active career list for total steals with 130.
- One of five Nittany Lion starters to score in double figures vs. Binghamton with all 15 of his points coming on three-pointers.
- Had three three-pointers and three assists at George Mason while playing 37 minutes despite not feeling well.
- Dropped three of his four total triples in the first half vs. Colonials.
- Scored 12 of his 13 points vs. Wisconsin in the second half.
- Sparked the Nittany Lion comeback with back-to-back jumpers and then a triple to put the Nittany Lions within three points with 1:53 left in the game.
- Connected on four three-pointers in Iowa victory for 12 points. Two three-pointers in first half helped give Nittany Lions a 14-4 lead to start the game.
- Scored 10 points off four field goals, including two three-pointers at N.C. State.
- One of six Nittany Lions to score in double figures vs. Pittsburgh. Had 13 points in Legends Classic game at Barclays Center off 5-10 shooting with three treys.
- Suffered a broken nose vs. Montana game and wore a protective mask for Columbia game. Had 16 points in 16 minutes by halftime and added 10 more points for a game-high 26 on a career-best tying 10 field goals made.
- Expected to wear the protective mask for about a month, has removed it depending on comfort level.
- Connected on four three-pointers against Montana for 12 points. Nailed two back to back to help give Penn State some breathing room late in the second half. Also had three assists.
- Collided with teammate Nazeer Bostick and, it would later be determined, broke his nose, but continued to play in the game against the Grizzlies.
- Played in his 100th career game in the season opener vs. Campbell.

► GARNER'S CAREER HIGHS

Points
 Career 30, at Boston College, 12/2/15
 B1G Career 24, vs. Rutgers, 2/4/2017

Rebounds
 Career 8, at Minnesota, 2/25/17
 B1G Career 8, at Minnesota, 2/25/17

Assists
 Career 8, vs. Radford, 11/24/15
 B1G Career 7, vs. Northwestern, 3/3/16

Blocks
 Career 1, 12x, last at Minnesota, 2/25/17
 B1G Career 1, 7x, last at Minnesota, 2/25/17

Steals
 Career 4, 3x, last at Minnesota, 2/25/17
 B1G Career 4, at Minnesota, 2/25/17

Minutes
 Career 50, at Indiana (3ot), 2/1/17
 regulation: 40, at Boston College, 12/2/15
 B1G Career 50, at Indiana (3ot), 2/1/17
 regulation: 40, Northwestern, 3/3/16

Field Goals - Made
 Career 10, 2x, last vs. Columbia, 11/17/17
 B1G Career 9, vs. Rutgers, 2/4/17

Field Goals - Attempted
 Career 20, vs. Colorado, 12/22/15
 B1G Career 18, 3x, last vs. Ohio State, 2/28/17

3-Point Field Goals - Made
 Career 8, at Boston College, 12/2/15
 B1G Career 5, 4x, last vs. Ohio State, 2/28/17

3-Point Field Goals - Attempted
 Career 14, vs. Ohio State, 2/28/17
 B1G Career 14, vs. Ohio State, 2/28/17

Free Throws - Made
 Career 8, 2x, last vs. Colorado, 12/22/15
 B1G Career 7, vs. Northwestern, 3/3/16

Free Throws - Attempted
 Career 9, 2x, last vs. Illinois (2ot), 3/6/16
 regulation: 8, 3x, last vs. Northwestern, 12/27/16
 B1G Career 9, vs. Illinois (2ot), 3/6/16
 regulation: 8, 3x, last vs. Northwestern, 12/27/16

Opponent	Date	gs	min	Total		3-Pointers		Free throws		Rebounds				pf	a	t/o	blk	stl	pts	avg	
				fg-fga	pct	3fg-fga	pct	ft-fga	pct	off	def	tot	avg								
CAMPBELL	11/10/17	*	35	2-9	.222	2-8	.250	2-2	1.000	1	1	2	2.0	1	3	0	0	1	8	8.0	
FAIRLEIGH DICKINSON	11/12/17	*	25	0-7	.000	0-6	.000	0-0	.000	1	1	2	2.0	3	1	2	0	2	0	4.0	
MONTANA	11/15/17	*	32	4-7	.571	4-7	.571	0-2	.000	0	5	5	3.0	1	3	1	0	0	12	6.7	
COLUMBIA	11/17/17	*	39	10-18	.556	5-11	.455	1-2	.500	0	1	1	2.5	1	1	1	0	3	26	11.5	
vs Pittsburgh	11/20/17	*	26	5-10	.500	3-8	.375	0-0	.000	0	3	3	2.6	1	2	1	0	0	13	11.8	
vs Texas A&M	11/21/17	*	26	2-7	.286	2-7	.286	0-0	.000	0	2	2	2.5	1	1	2	0	1	6	10.8	
ORAL ROBERTS	11/24/201	*	22	2-7	.286	2-7	.286	0-0	.000	0	0	0	2.1	2	0	0	0	1	6	10.1	
at NC State	11/29/17	*	23	4-8	.500	2-6	.333	0-0	.000	0	1	1	2.0	4	1	1	0	1	10	10.1	
at Iowa	12/02/17	*	27	4-7	.571	4-6	.667	0-0	.000	0	2	2	2.0	4	2	4	0	1	12	10.3	
WISCONSIN	12/4/17	*	33	3-7	.429	1-4	.250	6-7	.857	1	1	2	2.0	3	1	2	0	2	13	10.6	
GEORGE WASHINGTON	12/9/17	*	32	4-12	.333	4-11	.364	0-0	.000	0	1	1	1.9	3	0	4	0	1	12	10.7	
at George Mason	12/17/17	*	37	3-8	.375	3-8	.375	0-0	.000	1	2	3	2.0	3	3	2	0	0	9	10.6	
BINGHAMTON	12/19/17	*	34	5-7	.714	5-7	.714	0-0	.000	0	1	1	1.9	1	2	1	0	1	15	10.9	
RIDER	12/22/17	*	35	6-12	.500	6-11	.545	0-0	.000	1	1	2	1.9	0	0	3	0	0	18	11.4	
COPPIN STATE	12/30/17	*	27	3-7	.429	3-6	.500	0-0	.000	0	2	2	1.9	1	1	0	0	0	9	11.3	
at Maryland	01/02/18	*	24	1-5	.200	1-5	.200	0-0	.000	0	2	2	1.9	4	1	0	0	0	3	10.8	
Totals			16	477	58-138	420	47-118	.398	9-13	.692	5	26	31	1.9	33	22	24	0	14	172	10.8

Season	gp-gs	min/avg	Total		3-Point		F-Throws			Rebounds				Scoring						
			fg-fga	pct	fg-fga	pct	ft-fga	pct	off	def	tot	avg	pf	fo	ast	to	blk	stl	pts	avg
2014-15	34-33	979/28.8	104-286	.364	59-175	.337	46-58	.793	17	75	92	2.7	69	2	77	48	2	33	313	9.2
2015-16	32-32	1127/35.2	149-390	.382	75-205	.366	101-129	.783	9	94	103	3.2	59	1	109	65	7	42	474	14.8
2016-17	33-29	1058/32.1	133-351	.379	82-230	.357	48-63	.762	13	80	93	2.8	61	1	79	61	3	41	396	12.0
2017-18	16-16	477/29.8	58-138	.420	47-118	.398	9-13	.692	5	26	31	1.9	33	0	22	24	0	14	172	10.8
TOTAL	115-110	3641/31.7	444-1165	.381	263-728	.361	204-263	.776	44	275	319	2.8	222	4	287	198	12	130	1355	11.8



JOHN HARRAR

21

F • 6-9 • 243
FRESHMAN
WALLINGFORD, PA
(STRATH HAVEN)

AS A FRESHMAN (2017-18)

- Made a field goal and free throw vs. Coppin State for three points.
- Has seen action in three straight games and in 12 games overall this season with a career-best eight minutes vs. Coppin State.
- Played seven minutes against both Fairleigh Dickinson (11-12) and Oral Roberts (11-24). Had a productive three minutes in Iowa win and was on the court for two minutes against Wisconsin.
- Pulled down two rebounds vs. George Washington.
- Went 2-2 from the field against Golden Eagles (11-24) and tied career-best two rebounds.
- Put back a teammate's missed shot against Fairleigh Dickinson for his first career points as a Nittany Lion. Finished with two offensive rebounds and a steal.
- Played one minute in the season opener vs. Campbell and had one personal foul.

► HARRAR'S CAREER HIGHS

Points
 Career 4, 2x, last vs. Oral Roberts, 11/24/17
 B1G

Rebounds
 Career 2, 2x, last vs. Oral Roberts, 11/24/17
 B1G

Assists
 Career

Blocks
 Career

Steals
 Career 1, vs. Fairleigh Dickinson, 11/12/17
 B1G 1, 3x, last at Iowa, 2/3/16

Minutes
 Career 8, vs. Coppin State, 12/30/17
 B1G 3, at Iowa, 12/2/17

Field Goals - Made
 Career 2, 2x, last vs. Oral Roberts, 11/24/17
 B1G

Field Goals - Attempted
 Career 3, vs. Pittsburgh, 11/20/17
 B1G

3-Point Field Goals - Made
 Career

3-Point Field Goals - Attempted
 Career

Free Throws - Made
 Career 1, vs. Coppin State, 12/30/17
 B1G

Free Throws - Attempted
 Career 2, vs. Coppin State, 12/30/17
 B1G

Opponent	Date	gs	min	Total		3-Pointers		Free throws		Rebounds				pf	a	tfo	blk	stl	pts	avg
				fg-fga	pct	3fg-fga	pct	ft-fa	pct	off	def	tot	avg							
CAMPBELL	11/10/17	1	0-0	.000	0-0	.000	0-0	.000	0	0	0	0.0	1	0	0	0	0	0	0.0	
FAIRLEIGH DICKINSON	11/12/17	7	1-1	1.000	0-0	.000	0-0	.000	2	0	2	1.0	2	0	1	0	1	2	1.0	
vs Pittsburgh	11/20/17	5	2-3	.667	0-0	.000	0-1	.000	1	0	1	1.0	0	0	0	0	0	4	2.0	
vs Texas A&M	11/21/17	2	0-0	.000	0-0	.000	0-0	.000	0	0	0	0.8	1	0	1	0	0	0	1.5	
ORAL ROBERTS	11/24/17	7	2-2	1.000	0-0	.000	0-0	.000	1	1	2	1.0	0	0	0	0	0	4	2.0	
at Iowa	12/02/17	3	0-0	.000	0-0	.000	0-0	.000	0	0	0	0.8	2	0	0	0	0	0	1.7	
WISCONSIN	12/4/17	2	0-0	.000	0-0	.000	0-0	.000	0	0	0	0.7	0	0	0	0	0	0	1.4	
GEORGE WASHINGTON	12/9/17	3	0-1	.000	0-0	.000	0-1	.000	1	1	2	0.9	0	0	0	0	0	0	1.3	
at George Mason	12/17/17	1	0-0	.000	0-0	.000	0-0	.000	0	0	0	0.8	0	0	0	0	0	0	1.1	
RIDER	12/22/17	2	0-0	.000	0-0	.000	0-1	.000	0	0	0	0.7	1	0	1	0	0	0	1.0	
COPPIN STATE	12/30/17	8	1-1	1.000	0-0	.000	1-2	.500	0	1	1	0.7	1	0	0	0	0	3	1.2	
at Maryland	01/02/18	2	0-0	.000	0-0	.000	0-0	.000	0	0	0	0.7	1	0	0	0	0	0	1.1	
Totals		0	43	6-8	.750	0-0	.000	1-5	.200	5	3	8	0.7	9	0	3	0	1	13	1.1

Season	gp-gs	min/avg	Total		3-Point		F-Throws			Rebounds				Scoring						
			fg-fga	pct	fg-fga	pct	ft-fa	pct	off	def	tot	avg	pf	fo	ast	to	blk	stl	pts	avg
2017-18	12-0	43/3.6	6-8	.750	0-0	.000	1-5	.200	5	3	8	0.7	9	0	0	3	0	1	13	1.1
TOTAL	12-0	43/3.6	6-8	.750	0-0	.000	1-5	.200	5	3	8	0.7	9	0	0	3	0	1	13	1.1



GRANT HAZLE

22

F • 6-5 • 192
 SOPHOMORE
 KINGWOOD, TEXAS
 (WESTBURY CHRISTIAN)

AS A SOPHOMORE (2017-18)

- Entered the game vs. Coppin State.
- Played two minutes against Oral Roberts.
- As a native of the Houston area, fittingly made the final basket in the One America Appeal Hurricane Relief exhibition game vs. Lafayette.

Opponent	Date	qs	min	Total		3-Pointers		Free throws		Rebounds				pf	a	t/o	blk	stl	pts	avg
				fg-fga	pct	3fg-fga	pct	ft-fla	pct	off	def	tot	avg							
ORAL ROBERTS	11/24/2017	2		0-0	.000	0-0	.000	0-0	.000	0	0	0	0.0	0	0	0	0	0	0	0.0
COPPIN STATE	12/30/17	1		0-0	.000	0-0	.000	0-0	.000	0	0	0	0.0	0	0	0	0	0	0	0.0
Totals		0	3	0-0	.000	0-0	.000	0-0	.000	0	0	0	0.0	0	0	0	0	0	0	0.0

Continued

Season	gp-gs	min/avg	Total		3-Point		F-Throws		Rebounds				Scoring							
			fg-fga	pct	fg-fga	pct	ft-fla	pct	off	def	tot	avg	pf	fo	ast	to	blk	stl	pts	avg
2016-17	5-0	2/0.4	1-2	.500	0-0	.000	0-0	.000	0	0	0	0.0	0	0	0	0	0	0	2	0.4
2017-18	1-0	2/2.0	0-0	.000	0-0	.000	0-0	.000	0	0	0	0.0	0	0	0	0	0	0	0	0.0
TOTAL	6-0	4/0.7	1-2	.500	0-0	.000	0-0	.000	0	0	0	0.0	0	0	0	0	0	2	0.3	



JULIAN MOORE

44

F • 6-10 • 248
GRADUATE STUDENT
PHILADELPHIA, PA
(GERMANTOWN ACADEMY)

AS A GRADUATE STUDENT (2017-18)

- Played 11 minutes at Maryland and tallied an assist on Mike Watkin's dunk and had a rebound.
- Grabbed three rebounds and had two points (1-1 FG) in 10 minutes in Coppin State win.
- Tied career best with four blocks and had four points and a steal in 12 first-half minutes vs. Rider.
- Came off the bench for seven quality minutes vs. Binghamton. Picked up two rebounds.
- Ranks 21st on the NCAA Division I active career list for total games played with 118.
- Contributed two points (2-2 FT) in George Washington win.
- Pulled down two rebounds, had a point and a blocked shot vs. Wisconsin.
- Played five minutes at N.C. State and had a key rebound in three minutes at Iowa.
- Played 14 minutes vs. Pittsburgh (11-20) and went 2-2 from the field for four points. Collected four rebounds vs. Panthers as well.
- Inserted back into the starting lineup vs. Columbia and had three rebounds in nine minutes of action.
- Played a combined 11 minutes between Fairleigh Dickinson and Montana. Had three rebounds vs. Grizzlies.
- Earned a start in the season opener vs. Campbell and contributed eight points, six rebounds and had a block in 27 minutes.

► MOORE'S CAREER HIGHS

Points
 Career 16, vs. Radford, 11/20/15
 B1G Career 13, vs. Michigan State, 1/20/16

Rebounds
 Career 10, vs. Wisconsin, 1/21/16
 B1G Career 10, vs. Wisconsin, 1/21/16

Assists
 Career 2, 2x, last vs. Wright State, 12/3/16
 B1G Career 1, 8x, last at Minnesota, 2/25/17

Blocks
 Career 4, vs. Kent State, 12/23/15
 B1G Career .. 2, 9x, last vs. Purdue (ot), 2/21/17

Steals
 Career 2 at Purdue, 1/21/17
 B1G Career 2 at Purdue, 1/21/17

Minutes
 Career 34, vs. Wisconsin, 1/21/16
 B1G Career 34, vs. Wisconsin, 1/21/16

Field Goals - Made
 Career 7, vs. Radford, 11/20/15
 B1G Career 4, 3x, last at Indiana (ot), 2/1/17

Field Goals - Attempted
 Career 11, vs. Radford, 11/20/15
 B1G Career 7, at Illinois, 1/31/15

3-Point Field Goals - Made
 Career 1, vs. Wisconsin, 2/18/15
 B1G Career 1, vs. Wisconsin, 2/18/15

3-Point Field Goals - Attempted
 Career 1, 3x, last vs. Bucknell, 11/28/15
 B1G Career 1, vs. Wisconsin, 2/18/15

Free Throws - Made
 Career 6, vs. Canisius, 12/10/15
 B1G Career 5, 2x, last vs. Maryland, 2/7/17

Free Throws - Attempted
 Career 7, vs. Michigan State, 1/10/16
 B1G Career 7, vs. Michigan State, 1/10/16

Opponent	Date	qs	min	Total			3-Pointers		Free throws			Rebounds				pts		avg			
				fg-fga	pct	3fg-fga	pct	ft-fa	pct	off	def	tot	avg	pf	a	t/o	blk		stl		
CAMPBELL	11/10/17	*	27	2-5	.400	0-0	.000	4-6	.667	4	2	6	6.0	1	0	1	1	0	8	8.0	
FAIRLEIGH DICKINSON	11/12/17		2	0-0	.000	0-0	.000	0-0	.000	0	0	0	3.0	2	0	0	0	0	0	4.0	
MONTANA	11/15/17		9	1-2	.500	0-0	.000	0-0	.000	0	3	3	3.0	0	0	0	1	1	2	3.3	
COLUMBIA	11/17/17	*	9	0-0	.000	0-0	.000	0-0	.000	1	2	3	3.0	1	0	3	1	0	0	2.5	
vs Pittsburgh	11/20/17		14	2-2	1.000	0-0	.000	0-0	.000	2	2	4	3.2	1	0	2	0	0	4	2.8	
vs Texas A&M	11/21/17		6	1-2	.500	0-0	.000	0-0	.000	0	0	0	2.7	0	0	0	0	0	2	2.7	
ORAL ROBERTS	11/24/201		13	1-3	.333	0-0	.000	0-0	.000	0	0	0	2.3	1	1	0	1	1	2	2.6	
at NC State	11/29/17		5	0-0	.000	0-0	.000	0-0	.000	1	1	2	2.3	0	0	1	1	0	0	2.3	
at Iowa	12/02/17		3	0-0	.000	0-0	.000	0-0	.000	0	1	1	2.1	0	0	0	1	0	0	2.0	
WISCONSIN	12/4/17		5	0-1	.000	0-0	.000	1-2	.500	2	0	2	2.1	0	0	0	1	0	1	1.9	
GEORGE WASHINGTON	12/9/17		6	0-1	.000	0-0	.000	2-2	1.000	0	0	0	1.9	2	0	0	0	0	2	1.9	
BINGHAMTON	12/19/17		7	0-0	.000	0-0	.000	0-0	.000	0	2	2	1.9	0	0	0	0	0	0	1.8	
RIDER	12/22/17		12	2-4	.500	0-0	.000	0-0	.000	0	0	0	1.8	0	0	4	1	4	1.9		
COPPIN STATE	12/30/17		10	1-1	1.000	0-0	.000	0-1	.000	1	2	3	1.9	1	0	0	0	0	2	1.9	
at Maryland	01/02/18		11	0-0	.000	0-0	.000	0-0	.000	1	0	1	1.8	3	1	1	0	0	0	1.8	
Totals			2	139	10-21	.476	0-0	.000	7-11	.636	12	15	27	1.8	12	2	8	11	3	27	1.8

Season	gp-gs	min/avg	Total		3-Point		F-Throws			Rebounds				Scoring						
			fg-fga	pct	fg-fga	pct	ft-fa	pct	off	def	tot	avg	pf	fo	ast	to	blk	stl	pts	avg
2013-14	7-0	68/9.7	2-6	.333	0-0	.000	4-4	1.000	1	10	11	1.6	12	1	1	0	3	2	8	1.1
2014-15	33-1	250/7.6	21-40	.525	1-1	1.000	7-18	.389	18	36	54	1.6	34	0	1	17	12	3	50	1.5
2015-16	31-12	480/15.5	41-92	.446	0-2	.000	37-55	.673	30	72	102	3.3	53	0	7	19	17	8	119	3.8
2016-17	32-9	476/14.9	35-76	.461	0-0	.000	19-27	.704	38	57	95	3.0	63	1	11	27	24	8	89	2.8
2017-18	15-2	139/9.3	10-21	.476	0-0	.000	7-11	.636	12	15	27	1.8	12	0	2	8	11	3	27	1.8
TOTAL	118-24	1413/12.0	109-235	.464	1-3	.333	74-115	.643	99	190	289	2.4	174	2	22	71	67	24	293	2.5



TAYLOR NUSSBAUM

20

G • 6-2 • 175
FRESHMAN
 SOUTH SALEM, N.Y.
 (CHESHIRE ACADEMY
 (Conn.))

AS A FRESHMAN (2017-18)

- Saw action in the Oral Roberts (11/24) and Coppin State games (12-30).
- Walk-on member of the Nittany Lion basketball team who joined the squad this fall.

Opponent	Date	gs	min	Total		3-Pointers		Free throws		Rebounds				pf	a	t/o	blk	stl	pts	avg
				fg-fga	pct	3fg-fga	pct	ft-fga	pct	off	def	tot	avg							
ORAL ROBERTS	11/24/17	1		0-0	.000	0-0	.000	0-0	.000	0	0	0	0.0	0	0	0	0	0	0	0.0
COPPIN STATE	12/30/17	1		0-0	.000	0-0	.000	0-0	.000	0	0	0	0.0	0	0	0	0	0	0	0.0
Totals		0	2	0-0	.000	0-0	.000	0-0	.000	0	0	0	0.0	0	0	0	0	0	0	0.0

Season	gp-gs	min/avg	Total		3-Point		F-Throws		Rebounds				Scoring							
			fg-fga	pct	fg-fga	pct	ft-fga	pct	off	def	tot	avg	pf	fo	ast	to	blk	stl	pts	avg
2017-18	2-0	2/1.0	0-0	.000	0-0	.000	0-0	.000	0	0	0	0.0	0	0	0	0	0	0	0	0.0
TOTAL	2-0	2/1.0	0-0	.000	0-0	.000	0-0	.000	0	0	0	0.0	0	0	0	0	0	0	0	0.0



SACHEL PIERCE

3

F • 7-0 • 255
JUNIOR
BARBERTON, OH
**(THE KISKI SCHOOL/
 VIRGINIA TECH)**

AS A JUNIOR (2017-18)

- Has played in 13 games this season, averaging 9.0 minutes per contest. Has scored in eight games.
- Had four rebounds and an assist in eight minutes of action vs. Coppin State.
- First off the bench at George Mason and had six minutes on the court. Scored two points and collected a rebound. Also had a steal.
- Had two points in 10 minutes on the court at N.C. State.
- Pulled down six rebounds in 14 minutes against Oral Roberts (11-24).
- Grabbed a key steal in game vs. No. 16 Texas A&M.
- Recorded third career double-figure scoring game with 11 points (2-5 FG) and career-best 7 made free throws vs. Columbia (11-17) in 15 minutes.
- Had a Penn State-best five rebounds vs. Campbell.
- Sat out the 2016-17 season to satisfy NCAA transfer requirements.

► PIERCE'S CAREER HIGHS

Points
 Career 13, vs. Miami (Fla.), 3/7/2015
 Penn State 11, vs. Columbia, 11/17/17
 B1G

Rebounds
 Career 7, vs. Northwestern (ot), 12/2/2015
 Penn State 6, vs. Oral Roberts, 11/24/17
 B1G 2, at Iowa, 12/2/17

Assists
 Career 3 at Louisville, 1/13/2015
 Penn State 1, 3x, last vs. Coppin State, 12/30/17
 B1G

Blocks
 Career 2, 7x, last vs. Alabama State, 11/14/2015
 Penn State 1, vs. Montana, 11/15/17
 B1G

Steals
 Career 1, 10x, last at George Mason, 12/17/17
 Penn State

Minutes
 Career 31 vs. Duke, 2/25/2015
 Penn State 15, vs. Columbia, 11/17/17
 B1G 5, at Iowa, 12/2/17

Field Goals - Made
 Career 5, 2x, last vs. Miami (Fla.), 3/7/2015
 Penn State 2, 2x, last vs. Texas A&M, 11/24/17
 B1G

Field Goals - Attempted
 Career 8, vs. Miami (Fla.), 3/7/2015
 Penn State 5, vs. Columbia, 11/17/17
 B1G 1, at Iowa, 12/2/17

3-Point Field Goals - Made
 Career

3-Point Field Goals - Attempted
 Career 1, vs. Columbia, 11/17/17
 B1G

Free Throws - Made
 Career 7, vs. Columbia, 11/17/17
 B1G

Free Throws - Attempted
 Career 8, vs. Columbia, 11/17/17
 B1G

Opponent	Date	gs	min	Total		3-Pointers		Free throws		Rebounds				pf	a	t/o	blk	stl	pts	avg
				fg-fga	pct	3q-fga	pct	ft-fa	pct	off	def	tot	avg							
CAMPBELL	11/10/17	11	0-0	.000	0-0	.000	4-6	.667	1	4	5	5.0	1	0	0	0	0	4	4.0	
FAIRLEIGH DICKINSON	11/12/17	11	0-4	.000	0-0	.000	0-1	.000	2	1	3	4.0	3	0	3	0	0	2.0		
MONTANA	11/15/17	11	1-3	.333	0-0	.000	0-0	.000	1	1	2	3.3	3	1	0	1	0	2.0		
COLUMBIA	11/17/17	15	2-5	.400	0-1	.000	7-8	.875	1	2	3	3.3	2	0	2	0	0	11.4		
vs Pittsburgh	11/20/17	10	0-1	.000	0-0	.000	2-5	.400	0	1	1	2.8	3	1	1	0	0	3.8		
vs Texas A&M	11/21/17	11	2-2	1.000	0-0	.000	0-0	.000	1	2	3	2.8	2	0	2	0	1	4.3		
ORAL ROBERTS	11/24/17	14	1-3	.333	0-0	.000	2-4	.500	3	3	6	3.3	3	0	1	0	0	4.3		
at NC State	11/29/17	10	1-2	.500	0-0	.000	0-0	.000	0	0	0	2.9	2	0	0	0	0	3.6		
at Iowa	12/02/17	5	0-1	.000	0-0	.000	0-0	.000	1	1	2	2.8	3	0	1	0	0	3.2		
at George Mason	12/17/17	6	1-2	.500	0-0	.000	0-0	.000	1	0	1	2.6	3	0	3	0	1	3.1		
BINGHAMTON	12/19/17	2	0-0	.000	0-0	.000	0-2	.000	1	0	1	2.5	0	0	1	0	0	2.8		
RIDER	12/22/17	3	0-0	.000	0-0	.000	0-0	.000	0	0	0	2.3	1	0	2	0	0	2.6		
COPPIN STATE	12/30/17	8	0-1	.000	0-0	.000	0-0	.000	2	2	4	2.4	0	1	1	0	0	2.4		
Totals		0	117	8-24	.333	0-1	.000	15-26	.577	14	17	31	2.4	26	3	17	1	2	31	2.4

YEAR	GP-GS	MIN/AVG	TOTAL		3-POINT		REBOUNDS				AVG	PF	FO	A	TO	BLK	STL	PTS	AVG	
			FG-FGA	PCT	FG-FGA	PCT	FT-FTA	PCT	OFF	DEF										TOT
2014-15*	31-7	428/13.8	39-81	.481	0-0	.000	21-33	.636	35	39	74	2.4	84	4	14	39	23	6	99	3.2
2015-16*	20-0	124/6.2	12-19	.632	0-0	.000	8-10	.800	9	17	26	1.3	28	0	6	10	4	3	32	1.6
2017-18	13-0	117/9.0	8-24	.333	0-1	.000	15-26	.577	14	17	31	2.4	26	0	3	17	1	2	31	2.4
TOTAL	64-7	670/10.5	59-124	.476	0-1	.000	44-69	.638	58	73	131	2.0	138	4	23	66	28	11	162	2.5

*at Virginia Tech



JOSH REAVES

23

G • 6-4 • 210
JUNIOR
FAIRFAX, VA
(OAK HILL ACADEMY)

AS A JUNIOR (2017-18)

- Averaging 7.0 assists in last three games including a career-best 8 vs. Rider, second on the team overall with 58.
- Ranks 7th nationally in assist to turnover ratio at 3.87.
- Connected on three three-pointers for nine points and had six assists (no turnovers) with four rebounds at Maryland.
- Scored 12 points vs. Coppin State with two of his four field goals from beyond the arc.
- Tied his career-best in steals AGAIN with five vs. Coppin State and has 133 for his career, just three shy of entering Penn State's career list at No. 10 (136 by Jarrett Stephens, 1996-2000).
- Recorded first career double-double with a career-best 13 rebounds and 10 points vs. Rider. Tied his career mark with five steals against Broncs.
- Leads the Big Ten for total steals and has the best steals per game average. Ranks 11th in total steals with 37 and is 15th in steals per game with 2.47.
- Ranks 15th among active career leaders in NCAA Division I for career steals average at 1.90 per game and 36th with 133.
- Second among PSU starters with a field goal percentage of 51.7.
- Made five or more field goals in three-straight games (5-George Washington, 5-at George Mason and 6-vs. Binghamton).
- Connected on six baskets off nine attempts, including two three-pointers for 15 points vs. Binghamton. Led the team with four assists and picked up two steals.
- Scored 13 points and had a game-high four assists in front of friends and family at George Mason contest.
- One of five Nittany Lions to score in double figures vs. George Washington with 11, scoring nine points in the first half. Added three assists and three steals to his stat line.
- Assist leader against Wisconsin and had seven points and four blocks against the Badgers.
- In a minute (4:05 mark in the second half) vs. Wisconsin, Reaves made two free throws, blocked two shots, grabbed an offensive rebound on the other end and dunked the ball to bring Penn State within six points.
- Contributed eight points and three assists on the offensive end at Iowa and was a force on the defensive end. Had two critical steals vs. Hawkeyes.
- Has five double-figure scoring games in 2017-18 and scored nine points at N.C. State with a game-high five assists.
- Returned to starting lineup vs. Pittsburgh and had 10 points, for his fourth-straight double-figure game, including two three-pointers, five rebounds and three steals.
- Missed the Columbia game with an ankle injury.
- Had double figures in points with 12 against Montana.
- One of five Nittany Lions to score in double figures against Fairleigh Dickinson with 17. Pulled down a game-high nine rebounds and had four assists and four steals.
- Scored 15 points in the opener against Campbell with eight rebounds and three steals. Made career-best seven free throws on eight trips to the line.

► REAVES' CAREER HIGHS

Points	Career 25, at Iowa, 3/5/17
B1G Career 25, at Iowa, 3/5/17
Rebounds	Career 13, vs. Rider, 12/22/17
B1G Career 8, vs. Minnesota, 1/14/17
Assists	Career 8, vs. Rider, 12/22/17
B1G Career 6, vs. Michigan State, 1/7/17
Blocks	Career 4 vs. Wisconsin, 12/4/17
B1G Career 4 vs. Wisconsin, 12/4/17
Steals	Career 5, 5x, last vs. Coppin State, 12/30/17
B1G Career 5, 2x, last vs. Purdue, 2/21/17
Minutes	Career 37, 2x, last vs. Northwestern, 12/27/16
B1G Career 37, vs. Northwestern, 12/27/16
Field Goals - Made	Career 10, at Iowa, 3/5/17
B1G Career 10, at Iowa, 3/5/17
Field Goals - Attempted	Career 16, vs. Northwestern, 12/27/16
B1G Career 16, vs. Northwestern, 12/27/16
3-Point Field Goals - Made	Career 4, at Purdue, 1/21/17
B1G Career 4, at Purdue, 1/21/17
3-Point Field Goals - Attempted	Career 6, 2x, last vs. at Purdue, 1/21/17
B1G Career 6, 2x, last vs. at Purdue, 1/21/17
Free Throws - Made	Career 7, vs. Campbell, 11/10/17
B1G Career 5, 2x, last vs. Minnesota, 1/14/17
Free Throws - Attempted	Career 8, 3x, last vs. Montana, 11/15/17
B1G Career 8, at Minnesota, 1/14/17

Opponent	Date	gs	min	Total		3-Pointers		Free throws		Rebounds				pf	a	t/o	blk	stl	pts	avg	
				fg-fga	pct	3fg-fga	pct	ft-fga	pct	off	def	tot	avg								
CAMPBELL	11/10/17	*	31	4-11	.364	0-3	.000	7-8	.875	3	5	8	8.0	2	1	4	1	3	15	15.0	
FAIRLEIGH DICKINSON	11/12/17	*	30	7-10	.700	2-3	.667	1-2	.500	3	6	9	8.5	4	4	3	1	4	17	16.0	
MONTANA	11/15/17	*	33	4-6	.667	0-2	.000	4-8	.500	0	2	2	6.3	2	1	0	1	0	12	14.7	
vs Pittsburgh	11/20/17	*	21	4-8	.500	2-4	.500	0-0	.000	2	3	5	6.0	1	0	2	0	3	10	13.5	
vs Texas A&M	11/21/17	*	32	2-5	.400	1-4	.250	2-2	1.000	1	1	2	5.2	5	4	0	1	4	7	12.2	
ORAL ROBERTS	11/24/17	*	21	4-6	.667	2-4	.500	0-0	.000	0	2	2	4.7	1	3	0	1	4	10	11.8	
at NC State	11/29/17	*	27	4-6	.667	1-1	1.000	0-0	.000	3	2	5	4.7	5	5	0	1	1	9	11.4	
at Iowa	12/02/17	*	31	3-9	.333	2-5	.400	0-0	.000	1	2	3	4.5	4	3	0	1	2	8	11.0	
WISCONSIN	12/4/17	*	35	2-5	.400	1-3	.333	2-2	1.000	1	2	3	4.3	4	5	0	4	0	7	10.6	
GEORGE WASHINGTON	12/9/17	*	28	5-7	.714	0-0	.000	1-3	.333	2	1	3	4.2	4	3	1	0	3	11	10.6	
at George Mason	12/17/17	*	31	5-10	.500	2-4	.500	1-1	1.000	1	1	2	4.0	4	4	0	0	1	13	10.8	
BINGHAMTON	12/19/17	*	29	6-9	.667	2-3	.667	1-2	.500	1	1	2	3.8	2	4	3	1	2	15	11.2	
RIDER	12/22/17	*	36	3-8	.375	0-3	.000	4-4	1.000	4	9	13	4.5	3	8	1	1	5	10	11.1	
COPPIN STATE	12/30/17	*	26	4-9	.444	2-4	.500	2-2	1.000	2	2	4	4.5	0	7	1	0	5	12	11.1	
at Maryland	01/02/18	*	37	3-7	.429	3-5	.600	0-0	.000	3	1	4	4.5	3	6	0	0	0	9	11.0	
Totals			15	448	60-116	.517	20-48	.417	25-34	.735	27	40	67	4.5	44	58	15	13	37	165	11.0

Season	gp-gs	min/avg	Total		3-Point		F-Throws		Rebounds				Scoring							
			fg-fga	pct	fg-fga	pct	ft-fga	pct	off	def	tot	avg	pf	fo	ast	to	blk	stl	pts	avg
2015-16	26-20	620/23.8	66-176	.375	3-39	.077	31-41	.756	34	62	96	3.7	68	2	50	36	23	36	166	6.4
2016-17	28-23	759/27.1	81-181	.448	19-59	.322	34-48	.708	37	75	112	4.0	84	3	59	54	21	60	215	7.7
2017-18	15-15	448/29.9	60-116	.517	20-48	.417	25-34	.735	27	40	67	4.5	44	2	58	15	13	37	165	11.0
TOTAL	69-58	1827/26.5	207-473	.438	42-146	.288	90-123	.732	98	177	275	4.0	196	7	167	105	57	133	546	7.9



LAMAR STEVENS

11

F • 6-7 • 218
SOPHOMORE
PHILADELPHIA, PA
(ROMAN CATHOLIC)

AS A SOPHOMORE (2017-18)

- Scored in double figures in his last six games, including 15 at Maryland, and has 10 or more points in all but three contests in 2017-18.
- Second on the team in scoring (14.1), rebounding (6.8), and blocked shots (17).
- Has the longest streak of games started among current members of Nittany Lion roster with 49 (16 in 2017-18 and 33 in 2016-17).
- Had his second career double-double with 10 points and 11 rebounds vs. Rider and contributed a career-best six assists.
- Led Nittany Lions and all five starters with 16 points vs. Binghamton and pulled down eight boards.
- Recorded his first career double-double with a game-high 23 points and career-best 12 rebounds at George Mason. It was the ninth time in his career and fourth time in 2017-18 that he eclipsed the 20-point mark.
- In a first-half stretch against the Patriots, scored nine points to contribute to a 21-4 Penn State run to extend the Nittany Lions' lead.
- Had six rebounds, four points and three assists vs. Wisconsin.
- Leading scorer with 22 points in Iowa victory despite sitting for significant minutes with three fouls in second half.
- Perfect 2-2 from beyond the arc and had 12 points in the first half vs. Hawkeyes. Finished with 22, his eighth career game with 20 or more points.
- Second on the team in free throw percentage at 82.0 and went a perfect 6-6 from the line vs. Hawkeyes, including 2-2 with four seconds remaining in the game
- Scored all 13 of his points against N.C. State in the second half and collected six of his eight rebounds (one shy of his career best) in the second period.
- Tied his career best for points in a regulation game with 25 vs. No. 16 Texas A&M.
- Had team-high eight rebounds vs. Pittsburgh and had two steals vs. Panthers.
- Joined teammate Tony Carr on the Legends Classic All-Tournament Team after averaging 17.5 points per game in the two games at the Barclays Center.
- Led Penn State in scoring and rebounding as well as steals vs. Montana.
- Had a skein of five-straight double-figure scoring games, with 25 points (8-14 FG), including 8 free throws, against Montana. Added two blocks to his stat line vs. Grizzlies.

► STEVENS' CAREER HIGHS

Points
 Career26, at Indiana (3ot), 2/1/17
 regulation: 25, 3x, last vs. Texas A&M, 11/21/17
 B1G Career26, at Indiana (3ot), 2/1/17
 regulation: 25, vs. Maryland, 2/7/17

Rebounds
 Career 12, at George Mason, 12/17/17
 B1G Career 9, at Michigan, 1/4/17

Assists
 Career6, vs. Rider, 12/22/17
 B1G Career 4, at Iowa, 3/5/17

Blocks
 Career 3, vs. Duke, 11/19/16
 B1G Career2, 3x, last at Iowa, 12/2/17

Steals
 Career 3, 2x, last vs. Ohio State, 2/28/17
 B1G Career . 3, 2x, last vs. Ohio State, 2/28/17

Minutes
 Career42, at Indiana (3ot), 2/1/17
 regulation: 38, vs. Montana, 11/15/17
 B1G Career42, at Indiana (3ot), 2/1/17
 regulation: 36, 2x, last at Minnesota, 2/25/17

Field Goals - Made
 Career 9, 2x, last at George Mason, 12/17/17
 B1G Career9, at Indiana (3ot), 2/1/17
 regulation: 8, 2x, last at Illinois, 2/11/17

Field Goals - Attempted
 Career 20, vs. Purdue (ot), 2/21/17
 regulation: 18, at George Mason, 12/17/17
 B1G Career 20, vs. Purdue (ot), 2/21/17
 regulation: 15, 4x, last at Iowa, 12/2/17

3-Point Field Goals - Made
 Career 2, 3x, last at Iowa, 12/2/17
 B1G Career2, 3x, last last at Iowa, 12/2/17

3-Point Field Goals - Attempted
 Career 5, vs. Purdue (ot), 2/21/17
 regulation: 5, vs. Columbia, 11/17/17
 B1G Career5, vs. Purdue, 2/21/17
 regulation: 4, at Iowa, 12/2/17

Free Throws - Made
 Career 12, vs. Duquesne, 11/13/16
 B1G Career 8, vs. Maryland, 2/7/17

Free Throws - Attempted
 Career 13, vs. Duquesne, 11/13/16
 B1G Career 12, vs. Maryland, 2/7/17

Opponent	Date	gs	min	Total		3-Pointers		Free throws		Rebounds				Other				pts	avg		
				fg-fga	pct	3fg-fga	pct	ft-fga	pct	off	def	tot	avg	pf	a	t/b	blk			stl	
CAMPBELL	11/10/17	*	28	2-7	.286	1-2	.500	3-4	.750	1	5	6	6.0	5	0	6	2	0	8	8.0	
FAIRLEIGH DICKINSON	11/12/17	*	33	5-11	.455	0-1	.000	2-2	1.000	1	6	7	6.5	0	4	3	1	2	12	10.0	
MONTANA	11/15/17	*	38	8-14	.571	1-2	.500	8-9	.889	1	6	7	6.7	2	2	5	2	2	25	15.0	
COLUMBIA	11/17/17	*	28	6-14	.429	2-5	.400	0-2	.000	4	2	6	6.5	3	2	2	0	1	14	14.8	
vs Pittsburgh	11/20/17	*	26	4-11	.364	0-4	.000	2-2	1.000	1	7	8	6.8	1	2	1	2	0	10	13.8	
vs Texas A&M	11/21/17	*	36	8-16	.500	0-3	.000	9-11	.818	3	4	7	6.8	3	5	1	2	1	25	15.7	
ORAL ROBERTS	11/24/17	*	23	2-6	.333	0-0	.000	4-5	.800	1	5	6	6.7	0	1	2	1	1	8	14.6	
at NC State	11/29/17	*	30	4-12	.333	0-0	.000	5-7	.714	4	4	8	6.9	4	1	4	1	0	13	14.4	
at Iowa	12/02/17	*	28	7-15	.467	2-4	.500	6-6	1.000	2	3	5	6.7	3	0	1	2	2	22	15.2	
WISCONSIN	12/4/17	*	29	1-7	.143	0-3	.000	2-2	1.000	2	4	6	6.6	2	3	2	0	0	4	14.1	
GEORGE WASHINGTON	12/9/17	*	31	5-10	.500	0-0	.000	0-2	.000	1	4	5	6.5	2	3	2	0	0	10	13.7	
at George Mason	12/17/17	*	34	9-18	.500	1-3	.333	4-6	.667	2	10	12	6.9	3	2	1	2	1	23	14.5	
BINGHAMTON	12/19/17	*	36	6-14	.429	0-1	.000	4-6	.667	2	6	8	7.0	3	1	3	0	1	16	14.6	
RIDER	12/22/17	*	30	5-15	.333	0-1	.000	0-2	.000	4	7	11	7.3	4	6	1	1	0	10	14.3	
COPPIN STATE	12/30/17	*	19	4-11	.364	1-4	.250	2-2	1.000	1	4	5	7.1	1	2	0	0	1	11	14.1	
at Maryland	01/02/18	*	24	7-13	.538	1-4	.250	0-0	.000	0	2	2	6.8	5	1	0	1	0	15	14.1	
Totals			16	473	83-194	.428	9-37	.243	51-68	.750	30	79	109	6.8	41	35	34	17	12	226	14.1

Season	gp-gs	min/avg	Total		3-Point		F-Throws		Rebounds				Scoring							
			fg-fga	pct	fg-fga	pct	ft-fga	pct	off	def	tot	avg	pf	fo	ast	to	blk	stl	pts	avg
2016-17	33-33	918/27.8	148-345	.429	11-32	.344	112-146	.767	54	129	183	5.5	90	3	55	74	21	27	419	12.7
2017-18	16-16	473/29.6	83-194	.428	9-37	.243	51-68	.750	30	79	109	6.8	41	2	35	34	17	12	226	14.1
TOTAL	49-49	1391/28.4	231-539	.429	20-69	.290	163-214	.762	84	208	292	6.0	131	5	90	108	38	39	645	13.2



MIKE WATKINS

24

F • 6-9 • 254
REDSHIRT SOPHOMORE
PHILADELPHIA, PA
(THE PHELPS SCHOOL)

AS A REDSHIRT SOPHOMORE (2017-18)

- Recorded 13th double-double and fifth in 2017-18 with a team-leading 17 points and career-best 17 rebounds at Maryland. Went 8-11 from the field and had two blocks, an assist and steal vs. Terps.
- Has eight-straight games with double-figure scoring and has 10 or more points in all but four games this season.
- Rebounding leader for the Nittany Lions at 9.0 per game and ranks 20th on the NCAA Division I active career list at 8.4 per game.
- Penn State career leader in field goal percentage at 62.0 (209-337).
- Season field goal percentage of 67.5 (81-120) is second in the Big Ten and is 7th nationally.
- Ranks fifth nationally with 51 total blocked shots and is No. 6 with 3.40 per game. Recently passed Jordan Dickerson for third place on Penn State's career list for blocked shots and now has 141.
- Ranked second on the NCAA Division I active career list with a 2.94 per game blocked shot average and 22nd in total blocked shots (141).
- Had three field goals and went 5-5 from the free throw line vs. Coppin State. Also had six rebounds, two assists and three steals in the win.
- Registered his third-straight double-double with a 12-point, 11-rebound combination vs. Binghamton.
- Teamed up with Lamar Stevens as each had double-doubles at George Mason. Watkins had 14 points and 12 rebounds.
- Followed up a 19-point performance at Iowa with a career- and Big Ten-best 22 points vs. Wisconsin, duplicating his 9-13 field goal shooting vs. Badgers. Also had eight rebounds vs. Wisconsin.
- Scored his then Big Ten-best 19 points (9-13 FG) and pulled down seven rebounds in win at Iowa in a career-high 36 minutes at Iowa.
- Had 14 rebounds at N.C. State for game-high total.
- Improved his field goal percentage with a perfect 6-6 mark from the field vs. Pittsburgh.
- One of six Nittany Lions to score in double figures vs. Pittsburgh with 13.
- Recorded first double-double of 2017-18 and ninth of his career vs. Columbia with 11 points and 14 rebounds, one board shy of tying his career best.
- Went 5-5 FG in the second half against Columbia and Nittany Lions leaned on his 10 points and six blocks (4 in second half)
- Pulled down six rebounds (all defensive) and had eight points vs. Montana.
- Had 15 points off 6-9 FG shooting and with five rebounds and three blocks in outing vs. Fairleigh Dickinson.
- Missed the first game of the season vs. Campbell.

► WATKINS' CAREER HIGHS

Points
 Career 22, vs. Wisconsin, 12/4/17
 B1G Career 22, vs. Wisconsin, 12/4/17

Rebounds
 Career 17, at Maryland, 1/2/18
 B1G Career 17, at Maryland, 1/2/18

Assists
 Career 4, vs. St. John's, 12/18/16
 B1G Career 2, 3x, last at Iowa, 3/5/17

Blocks
 Career .8, 2x, last vs. Nebraska (ot-B10), 3/8/17
 regulation: 8 vs. Wright State, 12/3/16
 B1G Career 7, vs. Wisconsin, 12/4/17

Steals
 Career 2, 7x, last at George Mason, 12/17/17
 B1G Career .. 2, 3x, last vs. Purdue (ot), 2/21/17

Minutes
 Career 39, vs. Nebraska (ot-B10), 3/8/17
 regulation: 36, at Iowa, 12/2/17
 B1G Career 36, at Iowa, 12/2/17

Field Goals - Made
 Career 9, 3x last vs. Wisconsin, 12/4/17
 B1G Career 9, 3x last vs. Wisconsin, 12/4/17

Field Goals - Attempted
 Career 14, at George Washington, 11/26/16
 B1G Career .. 13, 2x, last vs. Wisconsin, 12/4/17

3-Point Field Goals - Made
 Career
 B1G Career

3-Point Field Goals - Attempted
 Career 1, vs. Wisconsin, 12/4/2017
 B1G Career 1, vs. Wisconsin, 12/4/2017

Free Throws - Made
 Career 6, 3x, last vs. Maryland, 2/7/17
 B1G Career 6, vs. Maryland, 2/7/17

Free Throws - Attempted
 Career 7, 2x last at George Mason, 12/17/17
 B1G Career .. 6, 5x, last vs. Wisconsin, 12/4/17

Opponent	Date	gs	min	Total		3-Pointers		Free throws		Rebounds				pts		avg					
				fg-fga	pct	3fg-fga	pct	ft-fa	pct	off	def	tot	avg	pf	a		t/o	blk	stl		
FAIRLEIGH DICKINSON	11/12/17	*	20	6-9	.667	0-0	.000	3-5	.600	2	3	5	5.0	2	1	3	3	2	15	15.0	
MONTANA	11/15/17	*	19	3-4	.750	0-0	.000	2-2	1.000	0	6	6	5.5	3	0	1	4	0	8	11.5	
COLUMBIA	11/17/17	*	23	5-7	.714	0-0	.000	1-1	1.000	2	12	14	8.3	2	0	1	6	1	11	11.3	
vs Pittsburgh	11/20/17	*	22	6-6	1.000	0-0	.000	1-2	.500	0	5	5	7.5	1	0	1	3	1	13	11.8	
vs Texas A&M	11/21/17	*	25	3-5	.600	0-0	.000	1-2	.500	1	2	3	6.6	3	2	0	2	1	7	10.8	
ORAL ROBERTS	11/24/201	*	19	4-5	.800	0-0	.000	0-0	.000	1	5	6	6.5	1	1	3	3	2	8	10.3	
at NC State	11/29/17	*	26	4-10	.400	0-0	.000	0-2	.000	5	9	14	7.6	2	1	2	2	1	8	10.0	
at Iowa	12/02/17	*	36	9-13	.692	0-0	.000	1-3	.333	3	4	7	7.5	4	0	3	3	1	19	11.1	
WISCONSIN	12/4/17	*	34	9-13	.692	0-1	.000	4-6	.667	2	6	8	7.6	1	0	2	7	1	22	12.3	
GEORGE WASHINGTON	12/9/17	*	31	7-11	.636	0-0	.000	1-1	1.000	3	9	12	8.0	2	1	2	4	0	15	12.6	
at George Mason	12/17/17	*	33	5-7	.714	0-0	.000	4-7	.571	2	10	12	8.4	2	1	2	2	2	14	12.7	
BINGHAMTON	12/19/17	*	32	5-8	.625	0-0	.000	2-4	.500	2	9	11	8.6	2	1	1	3	1	12	12.7	
RIDER	12/22/17	*	24	4-5	.800	0-0	.000	2-2	1.000	0	9	9	8.6	4	0	2	4	0	10	12.5	
COPPIN STATE	12/30/17	*	21	3-6	.500	0-0	.000	5-5	1.000	2	4	6	8.4	1	2	2	3	0	11	12.4	
at Maryland	01/02/18	*	35	8-11	.727	0-0	.000	1-2	.500	3	14	17	9.0	4	1	2	2	1	17	12.7	
Totals			15	400	81-120	.675	0-1	.000	28-44	.636	28	107	135	9.0	34	11	27	51	14	190	12.7

Season	gp-gs	min/avg	Total		3-Point		F-Throws		Rebounds				Scoring							
			fg-fga	pct	fg-fga	pct	ft-fa	pct	off	def	tot	avg	pf	fo	ast	to	blk	stl	pts	avg
2016-17	33-24	786/23.8	128-217	.590	0-0	.000	63-98	.643	82	185	267	8.1	83	0	20	43	90	25	319	9.7
2017-18	15-15	400/26.7	81-120	.675	0-1	.000	28-44	.636	28	107	135	9.0	34	0	11	27	51	14	190	12.7
TOTAL	48-39	1186/24.7	209-337	.620	0-1	.000	91-142	.641	110	292	402	8.4	117	0	31	70	141	39	509	10.6



JAMARI WHEELER

5

G • 6-1 • 170
FRESHMAN
LIVE OAK, FL
(THE ROCK SCHOOL)

AS A FRESHMAN (2017-18)

- Averages 19.3 minutes per game through 16 games.
- Has 32 steals for second on the team and in the Big Ten behind teammate Josh Reaves (37). Ranked nationally at No. 27 for total steals (32) and No. 48 for steals per game (2.00)
- Tied his career-high total in rebounds with seven vs. Coppin State, all on the defensive side.
- Has scored at least four points in each of the last six games. Had two field goals for four points, four rebounds, three steals and two assists at Maryland.
- Grabbed a career-best six steals at George Mason which puts him in a tie for No. 6 on Penn State's single-game steals list. Added five points to his stat line vs. Patriots.
- Played 17 minutes against Wisconsin and had a rebound, assist and steal.
- Critical defensive play in Iowa win and had four assists to only one turnover.
- Second on team with 17 steals, including team-high three at N.C. State.
- Went 8-12 (66.7%) from field combined vs. Pittsburgh, Texas A&M and Oral Roberts, dishing out six assists with eight steals and a block.
- Against 16th-ranked Texas A&M, Wheeler had two steals that lead directly to layups in the second half, the second punctuating a Penn State rally to trim the Aggie lead to five.
- Shared team scoring lead with Nazeer Bostick in Oral Roberts game (11-24) with career-best 14 points.
- Against Oral Roberts, Wheeler started out quickly with six points and two steals in his first four minutes of play. He finished with a game-high and career-high 14 points and led the Nittany Lions with seven rebounds, and five steals, also career bests. The five steals are a season-high for a Nittany Lion.
- Wheeler played 19 minutes against Pittsburgh and had two assists without any turnovers, a steal and a rebound.
- Scored seven points with four assists and three steals vs. Columbia.

► WHEELER'S CAREER HIGHS

Points
 Career 14, vs. Oral Roberts, 11/24/17
 B1G

Rebounds
 Career 7, 2x, last vs. Coppin State, 12/30/17
 B1G 1, at Iowa, 12/2/2017

Assists
 Career 4, 3x, last at Iowa, 12/2/17
 B1G 4, at Iowa, 12/2/17

Blocks
 Career 1, vs. Oral Roberts, 11/24/17
 B1G

Steals
 Career 6, at George Mason, 12/17/17
 B1G

Minutes
 Career 36, vs. Columbia, 11/17/17
 B1G 20, at Iowa, 12/2/17

Field Goals - Made
 Career 6, vs. Oral Roberts, 11/24/17
 B1G

Field Goals - Attempted
 Career 9, vs. Columbia, 11/17/17
 B1G 3, at Iowa, 12/2/17

3-Point Field Goals - Made
 Career 1, 3x, last vs. Binghamton, 12/19/17
 B1G

3-Point Field Goals - Attempted
 Career 3, vs. Columbia, 11/17/17
 B1G 2, at Iowa, 12/2/17

Free Throws - Made
 Career 3, vs. Columbia, 11/17/17
 B1G

Free Throws - Attempted
 Career 3, vs. Columbia, 11/17/17
 B1G

Opponent	Date	gs	min	Total		3-Pointers		Free throws		Rebounds				Scoring						
				fg-fga	pct	3fg-fga	pct	ft-fga	pct	off	def	tot	avg	pf	a	t/o	blk	stl	pts	avg
CAMPBELL	11/10/17	15	2-3	.667	0-1	.000	0-0	.000	0	0	0	0.0	5	0	0	0	1	4	4.0	
FAIRLEIGH DICKINSON	11/12/17	14	0-5	.000	0-2	.000	0-0	.000	2	1	3	1.5	2	0	2	0	2	0	2.0	
MONTANA	11/15/17	17	0-1	.000	0-0	.000	0-2	.000	0	2	2	1.7	1	3	2	0	0	0	1.3	
COLUMBIA	11/17/17	36	2-9	.222	0-3	.000	3-3	1.000	1	1	2	1.8	2	4	1	0	3	7	2.8	
vs Pittsburgh	11/20/17	19	0-1	.000	0-1	.000	1-2	.500	0	1	1	1.6	3	2	0	0	1	1	2.4	
vs Texas A&M	11/21/17	16	2-3	.667	0-1	.000	0-0	.000	1	1	2	1.7	3	0	1	0	2	4	2.7	
ORAL ROBERTS	11/24/17	24	6-8	.750	1-2	.500	1-2	.500	1	6	7	2.4	2	4	2	1	5	14	4.3	
at NC State	11/29/17	17	0-1	.000	0-0	.000	1-4	.250	0	0	0	2.1	5	2	1	0	3	1	3.9	
at Iowa	12/02/17	20	0-3	.000	0-2	.000	0-0	.000	0	1	1	2.0	0	4	1	0	0	0	3.4	
WISCONSIN	12/4/17	17	0-1	.000	0-0	.000	0-0	.000	0	1	1	1.9	2	1	1	0	1	0	3.1	
GEORGE WASHINGTON	12/9/17	18	2-4	.500	1-1	1.000	0-1	.000	3	1	4	2.1	3	2	1	0	1	5	3.3	
at George Mason	12/17/17	27	2-6	.333	0-1	.000	1-2	.500	0	1	1	2.0	2	1	2	0	6	5	3.4	
BINGHAMTON	12/19/17	10	2-3	.667	1-1	1.000	0-0	.000	2	1	3	2.1	1	0	4	0	0	5	3.5	
RIDER	12/22/17	14	2-3	.667	0-1	.000	0-2	.000	1	1	2	2.1	2	0	0	0	1	4	3.6	
COPPIN STATE	12/30/17	23	1-3	.333	1-1	1.000	1-2	.500	0	7	7	2.4	2	4	0	0	3	4	3.6	
at Maryland	01/02/18	22	2-7	.286	0-3	.000	0-0	.000	2	2	4	2.5	1	2	0	0	3	4	3.6	
Totals		0	309	23-61	.377	4-20	.200	8-20	.400	13	27	40	2.5	36	29	18	1	32	58	3.6

Season	gp-gs	min/avg	Total		3-Point		F-Throws		Rebounds				Scoring						
			fg-fga	pct	fg-fga	pct	ft-fga	pct	off	def	tot	avg	pf	fo	ast	to	blk	stl	pts
2017-18	16-0	309/19.3	23-61	.377	4-20	.200	8-20	.400	13	27	40	2.5	36	29	18	1	32	58	3.6
TOTAL	16-0	309/19.3	23-61	.377	4-20	.200	8-20	.400	13	27	40	2.5	36	29	18	1	32	58	3.6



DEIVIS ZEMGULIS

1

F • 6-6 • 220
JUNIOR
KAUNAS, LITHUANIA
(ST. MARY KYKEN (MD.))

AS A JUNIOR (2017-18)

- Had five points with a three-pointer and two made free throws in 11 minutes of court time vs. Coppin State. Also had a rebound vs. Eagles.
- Has played in eight games in 2017-18.
- Played nine minutes vs. George Washington and tallied an assist and a rebound.
- Saw eight minutes of action vs. Pittsburgh (11-20) and six minutes in Oral Roberts game (11-24).
- Collected four rebounds vs. Columbia and had an assist.
- Hit a three vs. Fairleigh Dickinson and added a rebound.
- Scored two points and had a rebound in three minutes vs. Campbell
- Played in first two games to open the season and six games in month of November.

► ZEMGULIS' CAREER HIGHS

Points
 Career 11, vs. Kent State, 12/23/15
 B1G 8, at Maryland, 12/30/15

Rebounds
 Career 5, at Purdue, 1/13/16
 B1G 5, at Purdue, 1/13/16

Assists
 Career 2, last vs. Michigan, 1/30/16
 B1G 2, last vs. Michigan, 1/30/16

Blocks
 Career 1, vs. Albany, 11/11/16
 B1G

Steals
 Career 1, 7x, last vs. Fairleigh Dickinson, 11/12/17
 B1G 1, 3x, last at Iowa, 2/3/16

Minutes
 Career 27, at Purdue, 1/15/16
 B1G 27, at Purdue, 1/15/16

Field Goals - Made
 Career 4, vs. Kent State, 12/23/15
 B1G 3, at Maryland, 12/30/15

Field Goals - Attempted
 Career 7, at Ohio State, 1/25/16
 B1G 7, at Ohio State, 1/25/16

3-Point Field Goals - Made
 Career 1, 16x, last vs. Coppin State, 12/30/17
 B1G 1, 7x, last at Purdue, 1/21/17

3-Point Field Goals - Attempted
 Career 4 vs. Colgate, 11/23/16
 B1G 3, 5x, last at Iowa, 2/3/16

Free Throws - Made
 Career 4, vs. Minnesota, 1/5/16
 B1G 4, vs. Minnesota, 1/5/16

Free Throws - Attempted
 Career 4, 2x, last vs. Wisconsin, 1/21/16
 B1G 4, 2x, last vs. Wisconsin, 1/21/16

Opponent	Date	gs	min	Total		3-Pointers		Free throws		Rebounds				pf	a	l/o	blk	stl	pts	avg
				fg-fga	pct	3fg-fga	pct	ft-fga	pct	off	def	tot	avg							
CAMPBELL	11/10/17	3	1-1	1.000	0-0	.000	0-0	.000	1	0	1	1.0	1	0	0	0	0	2	2.0	
FAIRLEIGH DICKINSON	11/12/17	7	1-3	.333	1-2	.500	0-0	.000	1	0	1	1.0	0	0	2	0	1	3	2.5	
COLUMBIA	11/17/17	15	0-1	.000	0-1	.000	0-0	.000	2	2	4	2.0	1	1	0	0	0	0	1.7	
vs Pittsburgh	11/20/17	8	0-1	.000	0-1	.000	0-0	.000	1	0	1	1.8	1	0	0	0	0	0	1.3	
ORAL ROBERTS	11/24/201	6	1-2	.500	1-2	.500	0-0	.000	0	0	0	1.4	0	1	0	0	0	3	1.6	
at NC State	11/29/17	1	0-0	.000	0-0	.000	0-0	.000	0	0	0	1.2	0	0	0	0	0	0	1.3	
GEORGE WASHINGTON	12/9/17	9	0-1	.000	0-1	.000	0-0	.000	1	0	1	1.1	1	1	0	0	0	0	1.1	
COPPIN STATE	12/30/17	11	1-2	.500	1-2	.500	2-2	1.000	1	0	1	1.1	1	0	1	0	0	5	1.6	
Totals		0	60	4-11	.364	3-9	.333	2-2	1.000	7	2	9	1.1	5	3	3	0	1	13	1.6

Season	gp-gs	min/avg	Total		3-Point		F-Throws		Rebounds				Scoring							
			fg-fga	pct	fg-fga	pct	ft-fga	pct	off	def	tot	avg	pf	fo	ast	to	blk	stl	pts	avg
2015-16	26-1	318/12.2	26-68	.382	10-40	.250	13-19	.684	20	24	44	1.7	20	0	8	13	0	4	75	2.9
2016-17	18-0	111/6.2	5-20	.250	3-13	.231	1-2	.500	3	9	12	0.7	21	0	1	7	1	2	14	0.8
2017-18	8-0	60/7.5	4-11	.364	3-9	.333	2-2	1.000	7	2	9	1.1	5	0	3	3	0	1	13	1.6
TOTAL	52-1	489/9.4	35-99	.354	16-62	.258	16-23	.696	30	35	65	1.3	46	0	12	23	1	7	102	2.0