

UNIVERSITY OF MICHIGAN BASKETBALL

2014-15 GAME DAY NOTEBOOK

MICHIGAN BASKETBALL | 2014-15

Overall: 8-6	Big Ten: 1-1	AP Poll: not ranked
Home: 7-3	Home: 1-0	Coaches Poll: not ranked
Away: 0-2	Away: 0-1	U-M's RPI: 127th (ESPNU)
Neutral: 1-1	Neutral: 0-0	U-M's SOS: 59th (ESPNU)

PRESEASON

Monday N10 WAYNE STATE (EXH) W 86-43 BTN-Plus

REGULAR SEASON

Saturday N15	HILLSDALE COLLEGE (1)	W	92-68	ESPN3
Monday N17	BUCKNELL (2)	W	77-53	BTN
Thursday N20	DETROIT (2)	W	71-62	BTN
Monday N24	vs. Oregon (3)	W	70-63	ESPN3
Tuesday N25	vs. 12/11 Villanova (3)	L	55-60	ESPN2
Saturday N29	NICHOLLS STATE	W	91-62	BTN-Plus
Tuesday D2	SYRACUSE (4)	W	68-65	ESPN
Saturday D6	NJIT	L	70-72	BTN
Tuesday D9	EASTERN MICHIGAN	L	42-45	ESPNU
Saturday D13	at 3/3 Arizona	L	53-80	ESPN
Saturday D20	SMU	L	51-62	ESPN2
Monday D22	COPPIN STATE	W	72-56	BTN
Tuesday D30	ILLINOIS+	W	73-65 ot	ESPN2
Saturday J3	at Purdue+	L	51-64	BTN
Tuesday J6	at Penn State+		7:06 p.m.	BTN
Saturday J10	MINNESOTA+		1:02 p.m.	ESPNU
Tuesday J13	at Ohio State+		7 p.m.	ESPN
Saturday J17	NORTHWESTERN+		8:15 p.m.	BTN
Tuesday J20	at Rutgers+		6:30 p.m.	BTN
Saturday J24	WISCONSIN+		4/7 p.m.	ESPN/2
Tuesday J27	NEBRASKA+		7 p.m.	ESPN
Sunday F1	at Michigan State+		1 p.m.	CBS
Thursday F5	IOWA+		7 p.m.	ESPN/2
Sunday F8	at Indiana+		1 p.m.	CBS
Thursday F12	at Illinois+		8 p.m. CT	ESPN/2
Tuesday F17	MICHIGAN STATE+		9 p.m.	ESPN
Sunday F22	OHIO STATE+		1/3/5:15 p.m.	CBS/BTN
Saturday F28	at Maryland+		TBD	ESPN/2
Tuesday M3	at Northwestern+		8 p.m. CT	BTN
Saturday M7	RUTGERS+		Noon/2:15 p.m.	BTN

BIG TEN TOURNAMENT

TBD Seed | Chicago, Ill. | United Center

Wednesday M11	BTT First Round	TBD	ESPN/BTN
Thursday M12	BTT Second Round	TBD	ESPN/BTN
Friday M13	BTT Quarterfinal	TBD	ESPN/BTN
Saturday M14	BTT Semifinal	12:40/3 p.m.	CBS
Sunday M15	BTT Championship	2:30 p.m. CT	CBS

NCAA TOURNAMENT

TBD Seed | Final Four: Indianapolis, Ind. | Lucas Oil Stadium

Tue-Wed. M17-18	NCAA First Four	TBD	TBD
Thu-Sun. M19-22	NCAA 2nd & 3rd Rounds	TBD	TBD
Thu-Sun. M26-29	NCAA Regional	TBD	TBD
Saturday A4	NCAA Final Four	TBD	TBD
Monday A6	NCAA Championship	TBD	TBD

All game times are local to site | + Big Ten game

- 2014 Big Ten Championship Banner Raising Ceremony
- Progressive Legends Classic, Regional Round, Ann Arbor, Mich. (Crisler Center)
- Progressive Legends Classic, Brooklyn, N.Y. (Barclays Center)
- ACC/Big Ten Challenge, Ann Arbor, Mich. (Crisler Center)



GAME NO.

15

MICHIGAN wolverines (8-6; 1-1 Big Ten) at PENN STATE nittany lions (12-3; 0-2 Big Ten)

INSIDE THE GAME

- **Date:** Tuesday, January 6, 2015
- **Location:** State College, Pa.
- **Arena:** Bryce Jordan Center (15,261)
- **Tip:** 7:06 p.m.
- **TV Broadcast:** BTN
- **TV Crew:** Kevin Kugler (p-by-p) & Stephen Bardo (analyst)
- **U-M Radio:** Detroit: WWJ (950 AM) | Ann Arbor: WWWW (102.9 FM)
- **U-M Radio Crew:** Matt Shepard (p-by-p) & Terry Mills (analyst)
- **Satellite Radio:** Sirius: 93 | XM: 195 (Note: Penn State broadcast)



COACHES RECORDS

- **Michigan:** John Beilein | 158-100 (eighth season) | 709-418 (37th season)
- **Penn State:** Pat Chambers | 50-61 (fourth season) | 92-89 (sixth season)

ALL-TIME SERIES RECORD

Tuesday's game will mark the 43rd meeting in the all-time series. U-M leads 30-12 and carries an 11-8 record in games played in State College. The Wolverines have won seven of the last eight games and claimed a win in the only meeting last year after an 80-67 victory at Crisler Center on Jan. 14, 2014. Tonight's game will mark the only regular-season meeting between U-M and Penn State.

A LOOK AT PENN STATE

- After a 12-1 non-conference season record, Penn State has lost back-to-back road games to open the Big Ten season -- at Wisconsin (89-72) and at Rutgers (50-46).
- The Nittany Lions only loss in non-conference play was a double overtime decision against Charlotte at the Charleston Classic.
- Penn State is a perfect 7-0 at home.
- Penn State plays a consistent nine man rotation.
- Nearly 30 percent of the Penn State offense is run through senior guard D.J. Newbill, who leads the team and the Big Ten with 21.4 points per game. He adds a 4.6 rebounds, 3.1 assists and 1.5 steals per game, while playing in 37.5 minutes per game.
- Junior forward Brandon Taylor gives Penn State two averaging in double figures with his 10.0 per game. He also averages 6.3 rebounds and has 15 blocks. Senior forward Ross Travis leads the Nittany Lions with 7.1 rebounds per game while averaging 4.7 points per game.
- Penn State has three players with 25-plus three-pointers made as freshman guard Shep Garner leads with 26, while Newbill and Taylor have 25 apiece.

SOME WOLVERINE NOTABLES

- Over his last two games, Spike Albrecht has posted career-bests in several categories. He had a career-high six rebounds against Illinois (Dec. 30). In the next game at Purdue (Jan. 3), he had career bests in points (17, tie), three-pointers (4), three-point attempts (5), free throws (5) and free throw attempts (6).
- Since not attempting a free throw in the first 12 games, Albrecht has gone 7-for-8 from the charity stripe over the last two games.
- As a starter Doyle is shooting 15-for-19 (78.9 percent) from the field.
- Zak Irvin has made at least one three-pointer in every game this season. He leads the Big Ten with 2.7 long range buckets per game.

2014-15 Michigan Basketball Roster

No.	Michigan Basketball	Pos.	Hgt.	Wgt.	Class	Hometown (High School/Prep)	Pronunciation Guide
2	Spike Albrecht	G	5-11	175	Jr.	Crown Point, Ind. (Northfield Mount Hermon [Mass.])	"ALL-brecht"
3	Kameron Chatman	G/F	6-7	210	Fr.	Portland, Ore. (Columbia Christian HS)	
5	D.J. Wilson	F	6-9	220	Fr.	Sacramento, Calif. (Capital Christian School)	
10	Derrick Walton Jr.	G	6-1	185	So.	Detroit, Mich. (Chandler Park Academy)	
11	Andrew Dakich	G	6-2	185	So.	Zionsville, Ind. (Zionsville Community HS)	"DOCK-it'ch"
12	Muhammad-Ali Abdur-Rahkman	G	6-4	175	Fr.	Allentown, Pa. (Allentown Catholic Central HS)	
20	Sean Lonergan	F	6-5	190	So.	Fishers, Ind. (Fishers HS)	
21	Zak Irvin	G/F	6-6	200	So.	Fishers, Ind. (Hamilton Southeastern HS)	
22	Duncan Robinson^	G/F	6-8	190	So.	New Castle, N.H. (Philips Exeter Academy)	
23	Caris LeVert	G	6-6	185	Jr.	Pickerington, Ohio (Central HS)	"Karras" "la-VERT"
24	Aubrey Dawkins	G/F	6-6	190	Fr.	Palo Alto, Calif. (New Hampton Prep [N.H.])	
30	Austin Hatch	G	6-6	215	Fr.	Fort Wayne, Ind. (Loyola HS [Calif.])	
32	Ricky Doyle	F	6-9	245	Fr.	Cape Coral, Fla. (Bishop Verot HS)	
34	Mark Donnal	F	6-9	230	R-Fr.	Monclova, Ohio (Anthony Wayne HS)	"DON-elle"
44	Max Bielfeldt	F	6-7	245	Sr.	Peoria, Ill. (Peoria Notre Dame HS)	"BEEL-felt"

Head Coach: John Beilein | Pronunciation "bee-line"

Assistant Coaches: Jeff Meyer, Bacari Alexander & LaVall Jordan


Director of Program Personnel: Chris Hunter


Director of Basketball Operations: Pete Kahler | **Video Analyst:** Will Vergollo | **Graduate Manager:** Bryan Smothers


Strength & Conditioning: Jon Sanderson | **Athletic Trainer:** John DoRosario






SPIKE ALBRECHT 
#2 Junior Guard





KAMERON CHATMAN 
#3 Freshman Guard/Forward





D.J. WILSON 
#5 Freshman Forward




DERRICK WALTON JR. 
#10 Sophomore Guard




ANDREW DAKICH 
#11 Sophomore Guard




MUHAMMAD-ALI ABDUR-RAHKMAN 
#12 Freshman Guard




SEAN LONERGAN 
#20 Sophomore Forward





ZAK IRVIN 
#21 Sophomore Guard/Forward





DUNCAN ROBINSON 
#22 Sophomore Guard/Forward





CARIS LEVERT 
#23 Junior Guard





AUBREY DAWKINS 
#24 Freshman Guard/Forward




AUSTIN HATCH 
#30 Freshman Guard



RICKY DOYLE 
#32 Freshman Forward



MARK DONNAL 
#34 Redshirt-Freshman Forward



MAX BIELFELDT 
#44 Senior Forward



JOHN BEILEIN 
HC 8th Season

Game Glances

EXH1: Wayne State | W, 86-43

Nov. 10, 2014 | Crisler Center
Led by 16 points from Caris LeVert, 13 from Zak Irvin and 11 from Derrick Walton Jr., Michigan's 'Big Three' doubled up the visiting Wayne State Warriors in U-M's only exhibition game of the preseason. The game was highlighted by a free throw made with 12 second remaining by Austin Hatch, who played in his first game after recovery from a serious injury suffered in a plane crash.

G1: Hillsdale College | W, 92-68

Nov. 15, 2014 | Crisler Center
In U-M's season opener and Big Ten banner raising game, Derrick Walton's 22 points, Zak Irvin's 21 and near triple-double from Caris LeVert (20 points, 8 rebounds, 9 assists) helped the Wolverines rebound from an opening Hillsdale 10-2 run to reclaim the lead midway through the first half and go on to a 24-point victory.

G2: Bucknell | W, 77-53

Nov. 17, 2014 | Crisler Center
Coming off the bench, Max Bielfeldt hit three long-range buckets en route to 18 points, while Zak Irvin had a team-best and game-high 23 points as U-M defeated Bucknell, 77-53, in the first regional game of the Progressive Legends Classic. U-M built a 24-7 lead midway through the first half and did not look back, going on for the 24-point win.

G3: Detroit | W, 71-62

Nov. 20, 2014 | Crisler Center
In a back-and-forth affair with a tough and experienced Detroit squad, Michigan broke a 52-52 tie and went on a late 11-0 run with five minutes remaining to claim a 71-62 victory over the Titans. Caris LeVert was key in the win, producing 17 of his team-best 21 points in the second half. He added nine rebounds. Zak Irvin added 18 points, while Derrick Walton Jr. had 16.

G4: Oregon | W, 70-63

Nov. 24, 2014 at the Barclays Center
U-M defeated Oregon, 70-63, in the semi-final round of the Legends Classic at Barclays Center. Zak Irvin led the way with 19 points, while Caris LeVert had 18, including 11-for-13 from the free throw line. Ricky Doyle came off the bench and recorded his first career double-figure game with 10 points adding two key offensive rebounds late helping the Wolverines hold on for the win.

G5: #12/11 Villanova | L, 60-55

Nov. 25, 2014 at the Barclays Center
Michigan used a second-half surge to battle Villanova into the waning seconds before falling, 60-55, in the championship game of the Legends Classic. The Wolverines trailed by as many as 13 points early in the second half before coming back to take an eight-point lead of their own. In a game that feature 14 lead changes and had the intensity of a March Madness contest, the game went down to the final 10 seconds. Caris LeVert led U-M with 16 points and six rebounds, while Zak Irvin had 11 and Derrick Walton Jr. had 10.

G6: Nicholls State | W, 91-62

Nov. 29, 2014 | Crisler Center
Michigan had five players score in double-figure points as the Wolverines cruised to a 91-62 triumph over Nicholls State. Spike Albrecht orchestrated the Michigan offense

in his second career start as he filled in for the injured Derrick Walton Jr., finishing with 10 points, seven assists and three steals. Caris LeVert had another strong night with 24 points going 8-for-12 from the field and 5-for-6 from deep while adding three rebounds, six assists, three steals and a block.

G7: Syracuse | W, 68-65

Dec. 2, 2014 | Crisler Center
Spike Albrecht's three-pointer from the top of the key broke a 63-63 tie with 31 seconds left and helped Michigan to a 68-65 victory over Syracuse in the ACC-Big Ten Challenge. Albrecht finished with 11 points, nine assists and zero turnovers. U-M finished with five double-figure scorers led by Zak Irvin's game-high 18 points. Caris LeVert had 12 points and six assists, while Kameron Chatman posted 10 points and a nine rebounds, and Ricky Doyle closed with 12 points.

G8: NJIT | L, 72-70

Dec. 6, 2014 | Crisler Center
Caris LeVert drained a three with 1:41 left to bring Michigan within one point of the lead at 70-69, but the New Jersey Institute of Technology hit its free throws in the final seconds and upset U-M, 72-70. LeVert scored 15 of the Wolverines' final 18 points and finished with 32 points. NJIT shot an astonishing 27-of-46 (58.7 percent) on the night and made 11 of its 17 attempts (64.7 percent) from long range. Derrick Walton Jr. finished with 16 points and three assists for the Wolverines.

G9: Eastern Michigan | L, 42-40

Dec. 9, 2014 | Crisler Center
Caris LeVert had a chance to tie the game with 23 seconds left, but his three-point attempt hit off the iron, and Michigan fell to Eastern Michigan, 45-42. The Eagles used a 9-0 run in the second half to get back into the game, after trailing by as many as eight points on the night. LeVert and Zak Irvin led Michigan with 10 points apiece, while Derrick Walton Jr. finished with nine points, six rebounds, a season-best five assists and a career-best four steals.

G10: at Arizona | L, 80-53

Dec. 13, 2014 | McKale Center
In its first true road game of the season, Michigan could not slow down No. 3 Arizona and its high-powered offense, and fell, 80-53. The Wildcats shot 32-of-55 (58.2 percent) from the floor and outscored the Wolverines, 42-16, in the paint. Zak Irvin was U-M's only double-digit scorer, with 14 points, while Derrick Walton Jr. had seven points and five assists, and Caris LeVert posted eight points.

G11: SMU | L, 62-51

Dec. 20, 2014 | Crisler Center
Michigan erased a 10-point deficit and reclaimed the lead in the second half, but Southern Methodist used a 17-0 run to take the lead back and defeat the Wolverines, 62-51. Zak Irvin led with 17 points and five rebounds, while Mark Donnal came off the bench to score 13 points on 4-of-6 shooting. Derrick Walton Jr. finished with 11 points, and Caris LeVert posted four points, five rebounds and five assists.

G12: Coppin State | W, 72-56

Dec. 22, 2014 | Crisler Center

Led by Ricky Doyle's 16 points and five rebounds, Michigan snapped a four-game losing streak with a 72-56 win over Coppin State to close the non-conference season. Zak Irvin had 13 points, including three three-pointers, and had seven rebounds. Derrick Walton Jr. had nine points, nine assists and five rebounds.

G13: Illinois | W, 73-65 OT

Dec. 30, 2014 | Crisler Center
Michigan rallied from 13 down in the second half to win its Big Ten opener in overtime, 73-65, over Illinois. Aubrey Dawkins came off the bench to lead U-M by knocking down six three-pointers en route to 20 points. Caris LeVert had 19 points and five assists, while Zak Irvin and Ricky Doyle had 13 points apiece.

G14: Purdue | L, 64-51

Jan. 1, 2015 | Mackey Arena
Despite a 17 points off the bench from Spike Albrecht, Michigan's offense stalled in the second half and the Wolverines relinquished an eight point halftime lead to lose at Purdue, 64-51. Michigan's 'Big 3' failed to have at least one of them score in double figures as Zak Irvin and Derrick Walton Jr. each had eight, and Caris LeVert had six points

TV/Radio Broadcast Information

HC | JOHN BEILEIN (*pronounced: bee-line*)
Seventh Season | 158-100 at U-M | 709-418 in career



- In his 37th season as a head coach, including his eighth with the Wolverines -- he has always been a head coach, never serving as an assistant in his career
- Had 700th career victory after win over Texas at NCAA Tournament.
- Known for running one of the most complex offensive and defensive systems in the country
- High character individual that focuses on building his program around its five core values -- integrity, unity, passion, diligence and appreciation
- Helped lead Michigan to the 2013 Final Four and national title game for the first time in 20 years

- Led Michigan to four consecutive 20-plus win seasons and four NCAA Tournament berths, including back-to-back Elite Eight appearances.
- Won two Big Ten regular season titles in the last three years, including first outright in 2014 - the first for U-M in 28 years.


#2 | SPIKE ALBRECHT (*pronounced: ALL-breckt*)
Junior | Guard | 5-11 | 175 | Crown Point, Ind.



- Has not missed a career game, playing 90 consecutive games
- Made a national name for himself in the 2013 national title game against Louisville with 17 first half points, including going 4-for-4 from long range
- Ultimate team player who never worries about his role or statistics
- Very strong basketball IQ and quick learner
- Tremendous court vision and skilled passer
- Ability to create shot going to the basket
- Tough, Midwest kid
- Loves spending pregame talking with little kids
- Earned nickname "Spike" by wearing his baseball spikes every-

- where as a kid to show his parents how badly he wanted to play
- Brother, Stephen, played collegiate basketball at Brown
- Oldest player in the team at 22 years old

#3 | KAMERON CHATMAN
Freshman | Guard/Forward | 6-7 | 210 | Portland, Ore.




- One of six true freshmen to join U-M this season
- Started every game at the forward spot
- Left-handed shooter
- Has a 6-11 wing span
- Tremendous court vision and skilled passer
- Growing into his body and will continue to work with Strength coach Jon Sanderson and his "Camp Sanderson" program
- Stat sheet stuffer as he will sacrifice scoring for rebounding, assists and steals.

#5 | D.J. WILSON
Freshman | Forward | 6-9 | 220 | Sacramento, Calif.



- Missed the last nine games with a knee sprain, considering red-shirting the season
- One of six true freshmen to join U-M this season
- Will play and learn both post positions
- Shot blocker and strong rebounder
- Has a 7-1.25 wing span
- Extremely athletic post player
- Is a threat from long range
- Growing into his body and will continue to work with Strength coach Jon Sanderson and famed "Camp Sanderson"
- First name is DeVante Jaylen, but goes by D.J.; middle name was inspired by Fab Fiver Jalen Rose

#10 | DERRICK WALTON JR.
Sophomore | Guard | 6-0 | 185 | Detroit, Mich.




- Battling a toe injury over the last nine games
- Watch List for Bob Cousy Award for nation's top point guard
- Possesses a high basketball IQ
- Outstanding court vision and strong passer
- Versatile scorer who can create off the dribble or knock down long range bucket
- Will look to drive to the basket and score
- Scored over 2,000 career points in high school
- Wears No. 10 in honor of his friend Dorian Dawkins, who passed away in 2009 after collapsing at a basketball game
- Played for father, Derrick Walton, at Chandler Park Academy

#11 | ANDREW DAKICH
Sophomore | Forward | 6-5 | 200 | Fisher, Ind.




- Strong consideration for reshirting this season
- Possesses a great basketball IQ
- Hard working guard who is the leader of U-M's scout team
- Ability to knock down the long range basket
- Vocal leader as a freshman
- Son of ESPN analyst, radio personality and former Indiana player Dan Dakich
- AAU Teammate (Indiana Elite) with current U-M teammate Mark Donnal

#12 | MUHAMMAD-ALI ABDUR-RAHKMAN
Freshman | Guard | 6-4 | 175 | Allentown, Pa.



- One of six true freshmen to join U-M this season.
- Late addition to the Wolverines, signing in April of 2014
- Continues to learn the Beilein system, but will battle for playing time off the bench.
- Continues to work on overall game and adjust to college level
- Strong ability to drive to the basket
- Father, Dawud, is an assistant men's basketball coach at Muhlenberg College in Allentown, Pa.
- Brother, Shahad, played college basketball at East Stroudsburg University and finished career scoring 1,075 points.


#20 | SEAN LONERGAN
Sophomore | Guard | 6-5 | 200 | Fisher, Ind.



- Great understanding of the game with a high basketball IQ
- Hard worker who continues to give 100 percent in all practices
- Deceptive athleticism, high riser
- Continues to work on overall game
- Discovered at a summer pick-up game by Spike Albrecht
- Originally was going to enroll at Indiana before electing to come to Michigan and walk-on to the basketball team

TV/Radio Broadcast Information

#21 | ZAK IRVIN
Sophomore | Guard | 6-6 | 215 | Fishers, Ind.




- Has not missed a career game, playing 51 consecutive games
- Spent the summer with Derrick Walton Jr. and Caris LeVert at U-M's famed "Camp Sanderson"
- Gained over 15 pounds during the off season
- Great understanding of the game with a high basketball IQ
- Possesses inside/outside game
- Strong threat from long range
- Embraces defense
- Ultimate competitor
- Indiana's Mr. Basketball in 2013
- Former high school teammate of former Michigan State guard and current Denver Nugget Gary Harris at Hamilton Southeastern (Fishers, Ind.)

#22 | DUNCAN ROBINSON
Sophomore | Guard/Forward | 6-8 | 210 | New Castle, N.H.



- Transferred from Williams College (DIII), playing under former coach Mike Maker (Marist), who was a former assistant under John Beilein at West Virginia (2005-07).
- Will sit out the season due to NCAA transfer rules
- Led Williams College to the Division III national runner-up in 2013.
- Scored 548 points as a freshman at Williams College, the first rookie to score more than 500 points in a season.
- Tremendous shooter
- Will look to use the season to get stronger and work on overall game with coaching staff and strength coach Jon Sanderson.

#23 | CARIS LEVERT (*pronounced: Karris | la-VERT*)
Junior | Guard | 6-7 | 200 | Pickerington, Ohio



- Stat sheet stuffer as he will sacrifice scoring to help team win by doing all the little things
- Spent a second summer at U-M's famed "Camp Sanderson"
- Strong defender who uses length to help with defensive pressure
- Explosive player with ability to create his own opportunities off the dribble
- Strong passer and possesses long-range shooting ability
- Extremely competitive and loves challenging teammates to 1-on-1 before or after practice
- Originally signed to play at Ohio University but re-opened recruitment after head coach John Groce left for Illinois


- Has a 6.9 wing span
- Brother, Daryl, plays basketball at Mott Community College in Flint
- Third cousin to Eddie LeVert of the O'Jays -- "Love Train" and "For the Love of Money" -- theme song for "The Apprentice"

#24 | AUBREY DAWKINS
Freshman | Guard/Forward | 6-6 | 190 | Palo Alto, Calif.



- One of six true freshmen to join U-M this season
- Late addition to the program, signing in May of 2014
- Strong shooter
- Tremendous athleticism and vertical leap
- Has a 6-8 wing span
- Son of Duke All-American and current Stanford head coach Johnny Dawkins.
- Played a postgraduate year at New Hampton Prep
- Continues to learn the Beilein system, but will battle for playing time off the bench.

#30 | AUSTIN HATCH
Freshman | Guard | 6-6 | 215 | Fort Wayne, Ind.



- One of six true freshmen to join U-M this season
- Scored his first collegiate points on a free throw against Coppin State (Dec. 22). He was fouled on a three-point attempt and went 1-for-3.
- Tremendous personal story after having survived two plane crashes and suffering severe injuries
- Continues to work on overall game and adjust to college level
- Hard worker who continues to give 100 percent in all practices
- Best golfer on the team

#32 | RICKY DOYLE
Freshman | Forward | 6-9 | 245 | Cape Coral, Fla.



- One of six true freshmen to join U-M this season
- Elected to come to Michigan early in the summer time to work with strength coach Jon Sanderson; lowered body fat count from 18 to 10 percent in just under three months
- Has a 7-1.5 wing span
- True post player, with developing back to the basket game
- Strong rebounder and soft hook shot
- Has the ability to stretch defense and shoot from long range
- Born in France
- Father, Richard, played professionally in France for 11 seasons and once tried out for the Detroit Pistons

- Started as a swimmer -- a sprinter and butterfly specialist -- before turning to basketball.
- Despite no relation, is the second Wolverine named Richard Doyle to play at U-M. The first was an All-American forward in 1926.

#34 | MARK DONNAL (*pronounced: DON-elle*)
Redshirt-Freshman | Forward | 6-9 | 240 | Monclova, Ohio



- Possesses inside/outside game
- Threat from long range
- Redshirted the 2013-14 season; looking to be a possible starter
- Developing into one of U-M's top post defenders
- Quiet personality but is known for his comedy in the locker room
- Working on overall strength and lateral quickness with U-M strength and conditioning coach Jon Sanderson
- Brother, Andrew, is a senior offensive lineman at Iowa

#44 | MAX BIELFELDT (*pronounced: BEEL-felt*)
Senior | Forward | 6-7 | 245 | Peoria, Ill.



- Big, strong four-man who has shown the ability to score inside, as well as from long range
- Nickname is "Moose" given to him by Matt Vogrich and Coach Beilein.
- Strong rebounder
- Comes off the bench in the low post rotation
- One of U-M fans favorite players
- Low key, friendly personality
- Known for his large, powerful legs; a fan created fake twitter account about his calves
- Played with Spike Albrecht, and former Wolverines Glenn Robinson III and Mitch McGary on AAU's SYF coached by Wayne Brumm

Game Notes

QUICK FACTS

Name of School	University of Michigan
City/Zip	Ann Arbor, Mich. 48109
Founded	1817
Enrollment	43,426 (Fall, 2012)
Nickname	Wolverines
Fight Song	"The Victors"
School Colors	Maize & Blue (PMS 282, 116)
President	Mary Sue Coleman
Athletics Director	Jim Hackett (Interim)

ALL-TIME RECORD

Years of U-M Basketball	99th
Seasons of U-M Basketball	1909, 1918 to current
Overall Record	1384-936* 1497-993
Big Ten Record	703-645* 753-681
Non-Conference Record	681-291* 744-312
Big Ten Titles (14)	1921 (co), 1926 (co), 1927, 1929 (co), 1948, 1964 (co), 1965, 1966, 1974 (co), 1977, 1985, 1986, 2012 (tri), 2014

CRISLER CENTER

Opened	1967-68
Overall Record	513-141* 571-155
Big Ten Record	251-106* 283-117
Non-Conference Record	262-35* 288-38
Capacity	12,707
Student Section	"Maize Rage" founded (1999-200)
Nickname	"The House that Cazzie Built"
Crisler Center Honored Jersey's (5)	No. 33, Cazzie Russell (retired Dec. 11, 1993) No. 45, Rudy Tomjanovich (honored Feb. 8, 2003) No. 35, Phil Hubbard (honored Jan. 11, 2004) No. 41, Glen Rice (honored Feb. 20, 2005) No. 22, Bill Buntin (honored Jan. 7, 2006)

NCAA TOURNAMENT

NCAA Tournament Record	44-20* 51-24
NCAA Appearances (21* 25):	1948, 1964, 1965, 1966, 1974, 1975, 1976, 1977, 1985, 1986, 1987, 1988, 1989, 1990, 1992*, 1993*, 1994, 1995, 1996*, 1998*, 2009, 2011, 2012, 2013, 2014
NCAA Titles (1):	1989
Title Game (4* 6):	1965, 1976, 1989, 1992*, 1993*, 2013
Final Four (5* 7):	1964, 1965, 1976, 1989, 1992*, 1993*, 2013
Regional Championships (5* 7):	1964 (Midwest), 1965 (Midwest), 1976 (Midwest), 1989 (Southeast), 1992* (Southeast), 1993* (West), 2013 (South)
Elite Eight Appearances (12* 13):	1948, 1964, 1965, 1966, 1974, 1976, 1977, 1989, 1992, 1993*, 1994, 2013, 2014
Sweet 16 Appearances (12* 13):	1964, 1965, 1966, 1974, 1976, 1977, 1988, 1989, 1992, 1993*, 1994, 2013, 2014
Tournaments as No. 1 Seed (1* 2):	1985, 1993*

POSTSEASON NIT

NIT Record	20-7* 25-7
Home Games	14-0* 16-0
Road Games	0-5* 1-5
Madison Square Garden	6-2* 8-2
Appearances (9* 10):	1971, 1980, 1981, 1984, 1991, 1997*, 2000, 2004, 2006, 2007
Titles (2* 3):	1984, 1997*, 2004
Title Game Appearances (3* 4):	1984, 1997*, 2004, 2006

BIG TEN TOURNAMENT

Big Ten Tournament Record	11-15* 15-16
games played in Chicago, Ill.	2-6* 6-7
games played in Indianapolis, Ind.	9-9 9-9
First Round	6-4* 7-4
Quarterfinal	4-7* 5-8
Semifinal	1-3* 2-3
Championship	0-1* 1-1
Championship Game Appearances (1* 2):	1998*, 2014
Big Ten Tournament Titles (0* 1):	1998*

*Due to NCAA sanctions, the University of Michigan vacated season records from 1992-93; 1995-96; 1996-97; 1997-98 and 1998-99. U-M also vacated its 1992 Final Four; 1993, 1996 and 1998 NCAA Tournament appearances; 1997 NIT championship and 1998 Big Ten Tournament championship.

LAST TIME ON THE HARDWOOD

- In Michigan's first Big Ten road game, the Wolverines surrendered an eight-point halftime lead to drop a 64-51 decision at Purdue. The game is the only regular season meeting with the Boilermakers.
- Spike Albrecht was the only Wolverine to score in double figures as he equaled his career best with 17 points. He finished the game 4-for-7 from the field, including a 4-for-5 performance from long range, both tying career highs. He also set career best in free throws (5) and free throw attempts (6).
- Going 4-for-5 from long range, Albrecht snapped a 0-for-6 drought -- a stretch of three games -- from beyond the arc. In fact, he was 1-for-12 from long range over his last five.
- Michigan's 'Big 3' failed to have at least one of them score in double figures as Zak Irvin and Derrick Walton Jr. each had eight, and Caris LeVert had six points. Overall, U-M has scored 55 or fewer points in five games this season, including four of its last six.
- Michigan's 18 second-half points are the lowest total in a half this season. Overall, it is the 16th time in the John Beilein era the Wolverines have scored fewer than 20 points in a half. The last time U-M had less than 20 points was 19 in the first half against Wisconsin on Feb. 16, 2014.
- Michigan finished with a season-low 22 rebounds. It is the lowest for the Wolverines since they had 24 against Kentucky in the NCAA Elite Eight on March 30, 2014.

WHAT'S NEW WITH THE WOLVERINES

- Over his last two games, Spike Albrecht has posted career-bests in several categories. He has a career high six rebounds against Illinois (Dec. 30). In the next game at Purdue (Jan. 3), he had career bests in points (17, tie), three-pointers (4), three-point attempts (5), free throws (5) and free throw attempts (6).
- After not attempting a free throw in the first 12 games, Albrecht has gone 7-for-8 from the charity stripe over the last two games, including a career-best 5-for-6 at Purdue.
- Michigan is led in rebounding by guards Caris LeVert (5.2) and Derrick Walton Jr. (4.3).
- LeVert has scored in double figures in just one of his last five games -- 19 points against Illinois (Dec. 30). On the season he now has nine double-digit games with four of those 20-or-more points.
- Irvin has made at least one three-pointer in every game this season. In fact, with the end of last season, he has made one in his last 17 straight games. He has at least one long range bucket in 42 of 51 career games.
- Irvin leads U-M with 38 long range baskets. He has had nine games with three-or-more treys, with a season-best four on four occasions. The last was a 4-for-11 performance against Syracuse (Dec. 2).
- Irvin has grabbed five-or-more rebounds in four of his last six games, including a career-best-tying seven against Coppin State (Dec. 22). He averages 3.7 on the season.
- Since entering the starting line-up four games ago, Ricky Doyle has scored in double figures in two games, including a career-best 16 against Coppin State (Dec. 22). His other was 13 against Illinois.
- As a starter Doyle is shooting 15-for-19 (78.9 percent) from the field. He has nearly drawn even for his rebounding total. With 43 on the season he has split them with 23 offensive and 20 defensive.
- With 37 trips to the free throw line over his last nine games, Doyle has the second most trips to the charity stripe with 46.
- After knocking down 6-of-7 long range buckets against Illinois (Dec. 30), Aubrey Dawkins is the first Wolverine player to score 20-plus points other than U-M's 'Big 3' -- Caris LeVert (11 career), Zak Irvin (3) and Derrick Walton Jr. (1).

SOME MAIZE & BLUE NUMBERS

- Michigan is averaging 9.8 turnovers per game which puts U-M seventh in the nation. The Wolverines have ranked among the nation's top 10 in five of the last six seasons -- leading the country in 2012-13.
- Michigan has 185 assists (13.2 apg) to just 137 turnovers (9.8 per game). The Wolverines have recorded an assist on 57.2 percent (185-of-323) of their made field goals this season.
- Last year, Michigan had three players each recording 100-plus assists. Overall, it was third time in U-M history that has happened. So far this season, U-M is on pace to do it again as Caris LeVert (55), Spike Albrecht (48) and Derrick Walton Jr. (44) are on pace to accomplish the feat for the fourth time.
- Michigan has 91 steals (6.5 spg), recording a season-best 11, twice -- Hillsdale (Nov. 15) and SMU (Dec. 20).
- U-M has five players with 10-plus steals -- LeVert (26), Walton (16), Albrecht (15), Zak Irvin (13) and Chatman (10). U-M averages 6.5 per game this season.
- Michigan is averaging 66.9 points per game. Overall, U-M has eight games with 70-plus points with two 90-plus point games on the season -- 92 against Hillsdale (Nov. 15) and 91 against Nicholls State (Nov. 29). U-M had a season-low 42 points against Eastern Michigan (Dec. 9).
- Michigan has continued to set the pace from the free throw line, shooting 71.1 percent (170-for-239) early on this season. U-M is averaging 12.1 free throws made per game, with 17.1 trips to the charity stripe.

LONG RANGE BUCKETS

- Roughly over 43 percent (43.3) of U-M's offense has come via the long ball. U-M is shooting 36.0 percent (120-for-333) from beyond the three-point line.
- Michigan has five games with 10-plus three-pointers in a game, with a season best 15 against Nicholls State (Nov. 29). Individually, Aubrey Dawkins has made the most by a Wolverine with six against Illinois (Dec. 30).
- Michigan has had eight different players knock down a three-pointer. Irvin leads U-M with 38 total triples; Caris LeVert is second with 26, while Derrick Walton Jr. has 17 and Spike Albrecht has 15.
- Two of Michigan's Big Men have shown the ability to knock down the long range bucket. Mark Donnal and Max Bielfeldt are both shooting 45.5 percent from long range going 5-for-11.
- Michigan has made 225-or-more three-pointers in each season under John Beilein. In fact, all seven seasons are among U-M's all-time top-10, including a U-M school record 319 in 2013-14.

MICHIGAN'S "BIG 3" POWERS OFFENSE

- Michigan's "Big 3" is comprised of Caris LeVert, Derrick Walton Jr. and Zak Irvin.
- The "Big 3" is responsible:
 - > 57.7 percent of U-M's offense, scoring 38.6 points per game.

Game Notes

- > 40.6 percent of U-M's rebounds, grabbing 12.9 boards per game.
- > 58.9 percent of U-M's assists, dishing 7.8 dimes per game.
- > 60.4 percent of U-M's steals, swiping 3.9 steals per game
- > 51.5 percent of U-M's free throws attempts, averaging 8.8 per game.
- The "Big 3" is shooting:
 - > 39.3 percent from the field
 - > 36.0 percent on three point field goals
 - > 78.9 percent on free throws
- LeVert has been stuffing the stat sheet, averaging 14.62 points and leading U-M in rebounds (5.2), assists (3.9) and steals (1.8).
- LeVert scored a career-high 32 points against NJIT (Dec. 6) on a career-best-tying 11-for-18 shooting, including sinking a career-best-tying 6-for-8 three-pointers. It marks his first career 30-plus-point effort. The 32-point night was the most by a Wolverine player in U-M coach John Beilein's eight-year tenure in Ann Arbor. The last Wolverines to score 30-plus points in a game was current Utah Jazz guard Trey Burke, who had 30 against Minnesota (March 9, 2012) at the Big Ten Tournament.
- LeVert has recorded an assist in every game this season and has three-or-more assists 10 times. He had a career-best nine against Hillsdale (Nov. 15).
- LeVert has had four-plus rebounds in 10 games. He had a season-best nine against Detroit (Nov. 20). He leads U-M with 5.2 rebounds a game.
- LeVert has played 30-plus minutes in 17 straight games. In the last two seasons, he has played 30 or more minutes in 45 of 51 games. He leads U-M playing 36.6 minutes per game.
- Irvin has scored in double figures in 12 games and is averaging 14.6 points per game. He has six games with 15-plus points, including a season-best 23 against Bucknell (Nov. 17).
- Irvin leads U-M with 38 long-range buckets -- 2.7 per game which is tops in the Big Ten. He is on pace to become just the second Wolverine to surpass 100 total long-range buckets in a season. Former Wolverine Louis Bullock had 101 treys in 1996-97.
- Irvin is proving he is not just a long range shooter as he has nearly split his scoring straight down the middle. He is shooting 39.6 percent overall from the field, going 72-for-182. He is 38-for-107 from long range (35.5 percent) and 34-for-75 on two-point field goal attempts (45.3 percent).
- Irvin has attempt a minimum of 11 field goal attempts in every game this season and averages 13.0 per game. He had a career-best 17 against Syracuse (Dec. 2).
- Irvin has gone to the free throw line 28 total times, shooting 78.6 percent (22-for-28). Last year, he made 21 total trips for the season and shot 71.4 percent (15-for-21).
- Walton has turned up his scoring opening the season, averaging 10.2 points per game. So far, he has six games this season in double figures, including a career-best 22 in the season opener against Hillsdale (Nov. 15). In 37 games last season, he had 12 total double-digit games.
- In addition to his scoring, Walton is averaging 4.3 rebounds per game. He has grabbed four-plus rebounds in eight games this season, including a season-best eight against Bucknell (Nov. 17).
- Walton continues to dish out assists as he has 44 (3.4), with at least one dime in every game this season. He had a career-best nine against Copping State (Dec. 22).
- Walton has emphasized getting to the rim this season. So far it has paid off as he has already made a team-leading 50 trips to the free throw line, for a 3.6 per-game average. Last season, he went to the charity stripe 2.3 times per game.

THE WILY VETERAN IS JUST A JUNIOR

- Spike Albrecht has played in 90 consecutive games for Michigan, not missing a game in three seasons. He has two starts to his credit. The consummate team player, he has continued to do all the little things helping U-M -- especially with his hustle plays and heady defense.
- Coach Beilein has encouraged Albrecht to score more this season and not be afraid to shoot. He has three double figure games this season with 10 against Nicholls State (Nov. 29), 11 against Syracuse (Dec. 2) and a career-best-tying 17 at Purdue (Jan. 3).
- Spike Albrecht holds a 3.7 assist-to-turnover ratio with 48 assists and 13 turnovers, which is eighth in the nation and tops in the Big Ten. Last season, he led U-M with a 4.7 assist-to-turnover ratio as he has 75 assists and just 16 total turnovers.
- Albrecht started just his second career game against Nicholls State as Derrick Walton Jr. was out due to injury. In his second career start, he did not disappoint. He finished the game with 10 points, two rebounds, seven assists (zero turnovers) and three steals in 32 minutes.
- Albrecht's performance was a near mirror image of his only other career start against Iowa (Jan. 22, 2014) when he again replaced Walton, who was ill. He closed with seven points, three rebounds, seven assists (zero turnovers) and four steals in 35 minutes.
- In his two career starts, Albrecht is averaging 8.5 points, 2.5 rebounds, 7.0 assists (zero turnovers) and 3.5 steals per game.

THE INTERCHANGABLE BACKCOURTS

- Michigan has had the ability to have interchangeable backcourts this season and have no drop off in production. In fact, there are three effective combinations U-M can throw out there.
- It could be Spike Albrecht and Derrick Walton Jr. forming "Wal-Brecht" or it could Albrecht and Caris LeVert forming "Al-Vert" or it could be Walton and LeVert forming "Wal-Vert."
- When "Wal-Brecht" is on the floor it is:
 - > Scoring 14.9 points
 - > Grabbing 6.6 rebounds
 - > Dishing 6.6 assists
 - > Swiping 2.2 steals
 - > Shooting from field (36.9%), on three-pointers (35.2%) and free throws (79.3%)
- When "Al-Vert" is on the floor it is:

ASSOCIATED PRESS POLL as of Jan. 5, 2015



No.	Team	Record	Total
1	Kentucky (64)	13-0	1,600
2	Duke	13-0	1,535
3	Virginia	13-0	1,446
4	Wisconsin	14-1	1,397
5	Louisville	13-1	1,322
6	Gonzaga	14-1	1,275
7	Arizona	13-1	1,260
8	Villanova	13-1	1,089
9	Utah	12-2	1,059
10	Texas	12-2	976
11	Maryland	14-1	966
12	Kansas	11-2	884
13	Notre Dame	14-1	775
14	West Virginia	13-1	712
15	Wichita State	12-2	686
16	Oklahoma	10-3	674
17	Iowa State	10-2	663
18	North Carolina	11-3	591
19	Seton Hall	12-2	448
20	Virginia Commonwealth	11-3	311
21	Baylor	11-2	186
22	Ohio State	12-3	184
23	Arkansas	11-2	103
24	St. John's	11-3	92
25	Old Dominion	12-1	80

OTHERS RECEIVING VOTES: Northern Iowa 72, **Iowa 63**, Butler 53, LSU 50, George Washington 39, Temple 33, TCU 33, Colorado State 31, Stanford 29, South Carolina 16, Washington 13, Wyoming 11, **Indiana 9**, Oklahoma State 9, Georgetown 7, Cincinnati 6, Dayton 5, BYU 3, Xavier 2, Hofstra 1, Davidson 1

ESPN/USA TODAY POLL as of Jan. 5, 2015



No.	Team	Record	Total
1	Kentucky (31)	13-0	799
2	Duke (1)	13-0	768
3	Virginia	13-0	727
4	Wisconsin	14-1	703
5	Louisville	13-1	649
6	Arizona	13-1	634
7	Gonzaga	14-1	628
8	Villanova	13-1	546
9	Maryland	14-1	497
10	Texas	12-2	478
11	Utah	12-2	470
12	Notre Dame	14-1	441
13	Kansas	11-2	420
14	West Virginia	13-1	381
15	Wichita State	12-2	320
16	Iowa State	10-2	317
17	North Carolina	11-3	297
18	Oklahoma	9-3	279
19	Seton Hall	12-2	172
20	Ohio State	12-3	142
21	Virginia Commonwealth	11-3	135
22	Baylor	11-2	105
23	Northern Iowa	12-2	60
24	St. John's	11-3	55
25	Arkansas	11-2	50

OTHERS RECEIVING VOTES: Colorado State 35; Georgetown 35; Old Dominion 33; Washington 32; Oklahoma State 27; Stanford 20; **Indiana 20**; TCU 18; San Diego State 18; Butler 16; **Iowa 14**; South Carolina 12; LSU 12; George Washington 9; Cincinnati 7; Georgia 4; California 3; Dayton 3; **Minnesota 3**; Temple 2; Wyoming 1; Oregon 1; Saint Mary's 1; Brigham Young 1.

Teams in BOLD are 2014-15 Michigan opponents

Game Notes

THE A-MAIZING MOMENT

Every program has a significant moment that it will remember as the spark. Since Stu Douglass' clutch three-pointer with 22 seconds remaining helped U-M secure a 61-57 road win at Michigan State (Jan. 27, 2011), the program has been on a tear. Going into that contest in East Lansing, U-M was 11-9 overall, 1-6 in the Big Ten, and has lost six-straight.

Since that time, U-M has been to four straight NCAA Tournaments, reaching the Elite Eight in back-to-back years (2013 & 2014), made a trip to the national title game (2013), won or shared two Big Ten titles and had six total NBA Draft selections (four first round and two second round).

OVERALL RECORD

- U-M is 100-37 since the win at Michigan State
- The Wolverines have a 59-17 record over the last two full seasons, marking the program's highest win total over any two-year span in program history.
- Michigan has posted single-digit losses in each of the past two seasons -- 31-8 (2012-13) and 28-9 (2013-14).
- Michigan has recorded at least 20 wins in each of the past four seasons (dating to 2010-11) and at least 24 wins in each of the past three seasons, culminating with 31 wins in 2012-13, which matches a program-best set in 1992-93*.

BIG TEN RECORD

- U-M is 38-18 since the win at Michigan State
- The Wolverines have a 19-14 Big Ten road record
- Michigan has just one home loss in each of the last three seasons, posting an 8-1 home conference record annually.
- In each of the past four seasons dating to 2010-11, Michigan has finished in the top five of the Big Ten, including a pair of league titles in that span, 2012 and 2014. The Wolverines could have made it three straight titles, however, as their last second shot attempt against Indiana rolled off the rim in the regular season finale in 2013. A win would have given U-M a share of the title with the Hoosiers.
- In 2013-14, Michigan won the Big Ten by three games, becoming the 14th team in league history to win by that margin or a greater one since 1950, and the first program to do so since 1998.
- Michigan earned the first No. 1 seed in the Big Ten Tournament in program history in 2014, and reached the championship game for just the second time ever, and first since 1998.

ADDITIONAL NOTES

- Michigan has made back-to-back Elite Eight appearances, including a National Runner-up finish in 2013, and was one shot away from back-to-back Final Four appearances after a 20-year absence (1991-93*).
- Michigan has produced six (6) NBA Draft Picks in the past four seasons, including four first round selections, with two among the top 10.
- Michigan set single-season program bests in turnover average (9.32 per game), free throw percentage (76.26 percent) and total three-pointers made (319) during the 2013-14 campaign.
- Michigan has posted an 18-16 record vs. Top-25 ranked teams in the last three seasons (dating to 2011-12), producing a winning percentage above .500 against such opponents for three straight years for the first time in school history (since 1948-49).
- That stretch also marks the first time Michigan has had back-to-back seasons with a win percentage above .500 against AP Top-25 schools since 1992-93*. The team's 5-5 record vs. AP Top 25 in 2011-12 ended a streak of 13 straight years with a losing record against such opponents.
- Michigan is 9-3 at home vs. AP Top 25 since that win in East Lansing.
- In the last 60 AP Polls, including preseason, U-M has been ranked in 52 weeks, including peaking at No. 1 in Week 12 of the 2012-13 campaign, reaching that plateau for the first time since 1992-93*.

- > Scoring 20.0 points
- > Grabbing 7.8 rebounds
- > Dishing 7.4 assists
- > Swiping 2.9 steals
- > Shooting from field (40.8%), on three-pointers (39.8%) and free throws (81.1%)
- When "Wal-Vert" is on the floor it is:
 - > Scoring 24.0 points
 - > Grabbing 9.2 rebounds
 - > Dishing 7.1 assists
 - > Swiping 3.0 steals
 - > Shooting from field (39.2%), on three-pointers (36.4%) and free throws (78.9%)

THE SHOOTER AND RIM ROCKER

- Mark "The Shooter" Donnal and Ricky "The Rim Rocker" Doyle has slowly become the Wolverines inside-outside, down-low duo.
- Doyle is playing 17.9 minutes per game. He is averaging 7.6 points and 3.1 rebounds and is shooting at 72.7 percent from the field. He has five games in double figure scoring -- 10 vs. Oregon (Nov. 24); 15 against Nicholls State (Nov. 29); 12 against Syracuse (Dec. 2), a career-best 16 against Coppin State (Dec. 22) and 13 against Illinois (Dec. 30).
- Donnal is playing 13.6 minutes per game. He is averaging 4.5 points and 2.4 rebounds in his first true season after he redshirted his freshman year. He is shooting 59.5 percent from the field, but has impressed shooting 45.5 percent from long range -- going 5-for-11 on the season.
- Combined the U-M Big Man Duo is:
 - > Scoring 12.1 points
 - > Grabbing 5.5 rebounds
 - > Shooting 67.4 percent from the field
 - > Shooting 45.5 percent on three-pointers -- all from Donnal (5-for-11)
 - > Shooting 60.3 percent on free throws

THE U-M "BIG MAN" GROUP EFFORT

- Michigan has rotated is low post presence between redshirt freshman Mark Donnal, freshman Ricky Doyle, senior Max Bielfeldt and freshman D.J. Wilson, who is currently out with a knee sprain.
- With each game, the U-M "Big Men" continue to gain more experience. Donnal started the first 10 games, while Doyle has started the last four games. Bielfeldt has come off the bench in 12 games.
- In addition to their low-post presence, U-M's "Big Men" have shown the ability to knock down the long-range bucket shooting 43.5 percent. Bielfeldt is 5-for-11 from long range, while Donnal is 5-for-11. Wilson is 0-for-1, and Doyle has yet to take a long-range attempt.
- Early in the season Bielfeldt told U-M Coach John Beilein to let the freshmen "Big Men" play in the opener against Hillsdale, while he stayed on the bench. Karma rewarded him as he followed that sacrifice by scoring a career-best 18 points off the bench in the next game against Bucknell. He closed 7-for-9 from the field, including a 3-for-3 performance from long range.
- Combined the U-M "Big Men" are:
 - > Scoring 15.4 points
 - > Grabbing 7.9 rebounds
 - > Swatting 1.1 blocks
 - > Shooting 62.0 percent from the field
 - > Shooting 43.5 percent on three-pointers
 - > Shooting 59.2 percent on free throws

BIG MOMENT AND NOT A DRY EYE IN CRISLER

- With the Coppin State (Dec. 22) game in hand, Austin Hatch entered the game and sank his first career point on a free throw after being fouled on a three-point attempt, which nearly went in. He went 1-for-3 from the free throw line. Overall it was his third game played this season. Hatch has come all the way back after sustaining life-threatening injuries in two accidents.
- In U-M's only exhibition game of the season, Hatch sank a free throw in the waning minutes, but the stats did not count.

ONE OF THE BIG TEN'S AND NATION'S YOUNGEST -- YET AGAIN

- Michigan's roster features just three upperclassmen -- senior Max Bielfeldt and juniors Spike Albrecht and Caris LeVert. The remaining lineup is made up of five sophomores, one redshirt-freshman and six freshmen.
- Without this season, Michigan has a total of just 10 total seasons of experience. Eight players on the roster are getting their first season of experience.
- To begin the season, Michigan's starting line-up averages just 19.5 years old. As a team, U-M averages 20.0 years old. Spike Albrecht is the oldest Wolverine at 22, with Ricky Doyle and Kameron Chatman each just turning 18 this summer.
- Michigan has been one of the youngest teams in the nation over the last three seasons -- ranking eighth in 2012-13 and 10th in 2013-14. With seven newcomers to the roster this season, the Wolverine could be among the top 10 youngest teams in the country for a third straight season.
- Michigan has had at least one freshman in the starting lineup playing significant minutes in all eight of John Beilein's seasons at U-M. The list includes Kameron Chatman (2014-15); Derrick Walton Jr. (2013-14); Glenn Robinson Jr., Nik Stauskas and Mitch McGary (2012-13); Trey Burke (2011-12); Tim Hardaway Jr. (2010-11); Darius Morris (2009-10); Zack Novak and Stu Douglass (2008-09) and Manny Harris (2007-08). Eight of those 11 freshmen are playing professional basketball - six in the NBA and two overseas.

WHAT HAPPENED TO U-M'S ROSTER?

Game Notes

- Over the last two seasons Michigan has produced five NBA Draft picks as five players have elected to enter the NBA Draft early. In fact, all five of those players were U-M's starting five from its 2013 NCAA Final Four run.
- The listing of players to have left early for NBA:
 - > Trey Burke, Utah Jazz (2013 NBA Draft, 9th overall); left as sophomore
 - > Tim Hardaway Jr., New York Knicks (2013 NBA Draft, 24th overall); left as junior
 - > Nik Stauskas, Sacramento Kings (2014 NBA Draft, 8th overall); left as sophomore
 - > Mitch McGary, Oklahoma City Thunder (2014 NBA Draft, 21st overall); left as sophomore
 - > Glenn Robinson III, Minnesota Timberwolves (2014 NBA Draft, 40th overall); left as sophomore

MICHIGAN FUN FACTS

- Michigan remains a perfect 42-0 under John Beilein when the Wolverines score 80 or more points.
- Michigan is 14-3 in overtime under John Beilein, including winning the last four and eight of the last nine.
- Caris LeVert was named to the 2014-15 Preseason All-Big Ten team, helping the Wolverines have at least one Wolverine earn the early season accolade the last three seasons -- Trey Burke (2012-13) and Mitch McGary and Glenn Robinson III (2013-14).
- LeVert has been selected to the preseason watch lists for the John R. Wooden Award, the Oscar Robertson Award, the Naismith Trophy and the Lute Olson Award, all given to the national player of the year.
- Derrick Walton Jr. was selected to the watch list for the Bob Cousy Award for the nation's top point guard. Former Wolverine and current Utah Jazz guard Trey Burke became the first U-M player to win the award in 2013.
- Michigan has won 25 games against ranked opponents under John Beilein -- 11 of which have come against top-10 foes. Last season, U-M defeated three straight top-10 opponents for the first time in school history. The Wolverines had wins at No. 3 Wisconsin (77-70, Jan. 18); against No. 10 Iowa (75-67, Jan. 22) and at No. 3 Michigan State (80-75, Jan. 25).

ADVANTAGE ... CRISLER CENTER

- Michigan has seven home losses over its last four seasons and carries a 52-7 record at Crisler Center -- including a 7-3 record this season.
- The seven losses have come against No. 1 Arizona (L, 72-70; Dec. 14, 2013) and No. 21 Wisconsin (L, 75-62; Feb. 16, 2014) and in the regular-season home finales against Purdue (L, 75-61; Feb. 25, 2012) and No. 2 Indiana (L, 72-71, March 10, 2013). This season, U-M dropped a 72-70 loss to NJIT (Dec. 6), a 45-42 defeat to Eastern Michigan (Dec. 9) and a 62-51 decision to SMU (Dec. 20).
- Over the last four years, Michigan has sold out Crisler Center in 40 games. Overall, U-M has had 216 sellout crowds and over 8.2 million fans coming to watch games in the 48-year history of Crisler.
- The last four years at Crisler Center:
 - > 2011-12: 15-1 overall (7-0 non-conference; 8-1 Big Ten)
 - > 2012-13: 17-1 overall (9-0 non-conference; 8-1 Big Ten)
 - > 2013-14: 13-2 overall (6-1 non-conference; 8-1 Big Ten)
 - > 2014-15: 7-3 overall (7-3 non-conference; 1-0 Big Ten)

LOOKING AT MICHIGAN'S OUTRIGHT 2014 BIG TEN TITLE

- Michigan's 15-3 Big Ten record in 2014 clinched the program's first outright Big Ten title in 28 years.
- Michigan won the 2014 Big Ten regular season title by three games -- U-M's first outright title in 28 years. The Wolverines are the 14th team to win the league by three-plus games since 1950.
- Michigan's conference crown is the 14th in program history and the eighth outright title.
- Michigan has won or shared the Big Ten championship in two of the last three seasons. It might have been three straight, however, a Jordan Morgan last second shot in the 2013 regular season finale against Indiana barely rolled off the rim, giving the Hoosiers the outright title.

LOOKING AT THE 2014 NCAA TOURNAMENT

- Michigan made its fourth consecutive NCAA Tournament appearance in 2014. U-M was the No. 2 seed for the second time in program history.
- The No. 2-seeded Michigan Wolverines opened the 2014 NCAA Tournament by defeating No. 15 Wofford, 57-40, in Milwaukee, Wis. The Wolverines were led by Nik Stauskas, who eclipsed the 1,000 career scoring mark with 15 points. Jordan Morgan posted his sixth career double-double with 10 points and 10 rebounds, while Glenn Robinson III posted 14 points and seven rebounds.
- The Wolverines played No. 7 Texas for a second consecutive birth in the Sweet Sixteen. Michigan made a U-M NCAA Tournament program-record 14 three-pointers in defeating the Longhorns, 79-65. Morgan recorded his second straight double-double with a season-best tying 15 points and grabbed 10 rebounds. Stauskas led the team in scoring with 17 points, adding four long range buckets and a career-high tying eight assists.
- Heading to Indianapolis, Ind., U-M survived a last-minute comeback attempt from No. 11 seed Tennessee and held on for a 73-71 win, to advance to the Elite Eight for the second straight year. The Wolverines led by as many as 15 points in the second half, but the Volunteers kept fighting back. Morgan drew an offensive foul with six seconds left when the Volunteers had a chance to take the lead with the score at 72-71. A final free throw from Stauskas and missed last second heave by Tennessee gave U-M the victory.
- In the Elite Eight, the game between U-M and Kentucky went back and forth several times in the early going, but the Wildcats held the lead starting at under the nine minute mark. U-M tied the game with Kentucky on a wild scramble with less than 30 seconds to go, only to see the Wildcats Aaron Harrison bury a deep three-pointer with 2.9 seconds remaining and claim a 75-72 win, ending U-M's 2013-14 season.

MICHIGAN IN THE NATIONAL POLLS

	AP	ESPN/USA Today
Preseason, Nov. 10	24th (167)	23rd (139)
week 2, Nov. 17	24th (177)	22nd (127)
week 3, Nov. 24	19th (402)	18th (265)
week 4, Dec. 1	17th (454)	16th (269)
week 5, Dec. 8	RV (14), 36th	RV (45), 28th
week 6, Dec. 15	-	-
week 7, Dec. 22	-	-
week 8, Dec. 29	-	-
week 9, Jan. 5	-	-
week 10, Jan. 12	-	-
week 11, Jan. 19	-	-
week 12, Jan. 26	-	-
week 13, Jan. 27	-	-
week 14, Feb. 2	-	-
week 15, Feb. 9	-	-
week 16, Feb. 16	-	-
week 17, Feb. 23	-	-
week 18, March 2	-	-
week 19, March 9	-	-
week 20, March 16	-	-
Final	-	-

INSIDE THE NUMBERS

U-M'S 30-POINT GAMES

Caris LeVert	1 (0-1)
• 32, NJIT (12/6/2014)	L, 70-72

U-M'S 20-POINT GAMES

Caris LeVert	11 (7-4)
• 24, S.C. State (11/12/2013)	W, 93-59
• 20, vs. Long Beach State (11/21/2013)	W, 85-61
• 24, at Duke (12/3/2013)	L, 69-79
• 20, at Wisconsin (1/18/2014)	W, 77-70
• 22, at Iowa (2/8/2014)	L, 67-85
• 25, Wisconsin (2/16/2014)	L, 62-75
• 23, Michigan State (2/23/2014)	W, 79-70
• 20, Hillsdale College (11/15/2014)	W, 92-68
• 21, Detroit (11/20/2014)	W, 71-62
• 24, Nicholls State (11/29/2014)	W, 91-62
• 32, NJIT (12/6/2014)	L, 70-72

Zak Irvin

3 (3-0)	
• 24, Coppin State (11/29/2013)	W, 87-45
• 21, Hillsdale College (11/15/2014)	W, 92-68
• 23, Bucknell (11/17/2014)	W, 77-53

Aubrey Dawkins

1 (1-0)	
• 20, Illinois (12/30/2014)	W, 73-65 ot

Derrick Walton Jr.

1 (1-0)	
• 22, Hillsdale College (11/15/2014)	W, 92-68

U-M'S 10-REBOUND GAMES

Caris LeVert	1 (1-0)
• 11, Purdue (1/30/2014)	W, 75-66

Derrick Walton Jr.

1 (1-0)	
• 10, at Ohio State (2/11/2014)	W, 70-60

U-M'S DOUBLE-DOUBLES

Caris LeVert	1 (1-0)
• 14P, 11R, Purdue (1/30/2014)	W, 75-66

Derrick Walton Jr.

1 (1-0)	
• 13P, 10R, at Ohio State (2/11/2014)	W, 70-60



JOHN BEILEIN

Head Coach of Michigan 8th Season
 > Record as Head Coach of Michigan **158-100**
Collegiate Head Coach 37th Season
 > Record as Head Coach **709-418**
 > Record at Division I Schools **451-274**

JOHN BEILEIN'S CAREER RECORD

School	Seasons	Games	Overall			Conference				
			Record	Home	Away	Neutral	Record	Home	Away	Neutral
Erie C.C.	4	118	75-43	43-35	27-19	13-6	---	---	---	---
Nazareth	1	26	20-6	9-1	8-3	3-2	---	---	---	---
LeMoyne	9	257	163-94	94-21	44-53	25-20	49-36	34-11	15-25	0-0
Canisius	5	151	89-62	46-16	32-36	11-10	44-26	25-10	19-16	0-0
Richmond	5	153	100-53	53-14	33-32	14-7	56-24	37-3	19-21	0-0
West Virginia	5	164	104-60	60-15	20-30	24-15	40-40	27-13	13-27	0-0
Michigan	8	258	158-100	96-30	31-48	31-22	71-57	43-21	28-36	0-0
Totals	37	1127	709-418	393-115	195-221	121-82	260-183	166-58	94-125	0-0

JOHN BEILEIN THE HEAD COACH

- The 2014-15 season marks John Beilein's 37th as a collegiate basketball head coach.
- In 37 years on the sidelines; has always been a head coach, never serving as an assistant.
- Currently in his eighth season at Michigan, the longest tenure in his Division I career. He spent five seasons at each of his previous three stops: Canisius, Richmond and West Virginia.
- Has compiled winning records in 31 of his 37 seasons, including 19 of the past 22.
- Has never had back-to-back losing seasons in his coaching career.
- Has 19 20-win campaigns -- Erie C.C. (2), Nazareth (1), LeMoyne (3), Canisius (2), Richmond (3), West Virginia (3) and Michigan (5).
- Has 16 career postseason appearances -- nine at the Division I NCAA Tournament, six at the NIT and one at the Division II NCAA Tournament.
- Has a 150-94 record at Michigan, with five 20-win seasons, including the last four straight.
- Is the seventh Michigan coach to reach 100-plus wins in Ann Arbor -- ranking fourth all-time with 158. He trails Johnny Orr (209), Bill Frieder (191) and Steve Fisher (184) on the all-time list.
- Overall, won over 100 games in each of his last three coaching stops - Richmond (100-53), West Virginia (104-60) and U-M (158-100).
- Has helped Michigan to two Big Ten regular season titles sharing in 2012 and winning the program's first outright title in 28 years in 2014.
- As a Division I head coach, has won four regular season conference titles -- Canisius (1994, Metro Atlantic Athletic title); Richmond (2001, Colonial Athletic Association title) and Michigan (2012, '14, Big Ten title).
- After an 11-year absence, Michigan returned to the NCAA Tournament in 2009. In total have made five total appearances including the last four straight (2009, '11, '12, '13 & '14).
- After a 20-year absence, helped Michigan return to the Final Four, as well as the national title game in 2013.
- Became the fourth Michigan coach to guide U-M to the national title game -- Dave Strack (1965 vs. UCLA); Johnny Orr (1976 vs. Indiana) and Steve Fisher (1989 vs. Seton Hall; 1992 vs. Duke and 1993 vs. North Carolina).
- With his five NCAA Tournament appearances at Michigan, joined Steve Fisher as the only U-M coaches to secure at-least five bids in their first seven years.
- One of 12 coaches to have taken four different schools to the NCAA Tournament

-- Canisius (1996), Richmond (1998), West Virginia (2005, '06) and Michigan (2009, '11, '12, '13). It should be noted, Beilein adds 1988 Division II NCAA Tournament appearance while with LeMoyne, to give him five different teams to the NCAA postseason.

JOHN BEILEIN OFF THE COURT

- Raised in Burt, N.Y., he is the eighth of nine children -- six sisters and two brothers.
- Grew up on an apple farm listening to St. Louis Cardinal baseball games and Hall of Fame announcer Jack Buck on KMOX-Radio.
- Diehard fan of the St. Louis Cardinals and Buffalo Bills.
- Good friends with current St. Louis Cardinals manager Mike Matheny -- a former U-M baseball player (1989-91).
- Son, Patrick, played under his dad at West Virginia (2003-06), helping the Mountaineers to the Sweet 16 (2005) and Elite Eight (2006). He was a 1,000 point scorer.
- Attended Wheeling College (now Wheeling Jesuit University) where he played basketball (1972-75) and served as team captain during the 1974-75 season.
- Married for 35 years to wife, Kathleen. They have four children -- Seana (Hendricks), Patrick, Mark and Andy and two grandchildren -- Finley Rose and Johnny Griffin.
- Remains an avid reader and history buff.
- Has family ties to the Steven Spielberg's famous movie 'Saving Private Ryan,' which won five Oscar's. The movie was fictionalized off of the Niland family, who were cousins to Beilein's mother.

JOHN BEILEIN IN THE NCAA TOURNAMENT

- Appeared in his ninth Division I NCAA Tournament in 2014. He has 10 NCAA Tournament appearances, including taking LeMoyne to the Division II Tournament in 1988.
- Guided Michigan to five NCAA Tournament berths (2009, '11, '12, '13, '14) including the last four straight.
- Guided Michigan back to the NCAA Tournament in 2009 after a 12 year absence.
- Holds a 16-8 all-time in the NCAA postseason, including a 10-4 record at Michigan.
- In 2013, guided Michigan to its first Final Four and national title game in 20 years. It was also his first career appearance in the Final Four and title game.
- Has reached the Sweet 16 four times, twice at West Virginia (2005, '06) and twice at Michigan (2013, '14).
- In 2009, led No. 10 seed Michigan to the second round of the NCAA Tournament. After defeating No. 7 seed Clemson (62-59) in its opening game of the South Regional in Kansas City, Mo., U-M fell to Blake Griffin and No. 2 seed Oklahoma (73-63).
- In 2011, led No. 8 seed Michigan to the third round of the NCAA Tournament. After defeating No. 9 seed Tennessee (75-45) in its opening game of the West Regional in Charlotte, N.C., U-M fell to No. 1 seed Duke (73-71) after a last-second game-tying attempt by Darius Morris went in and out.
- In 2012, led No. 4 seed Michigan to the second round of the NCAA Tournament. Opening its first game of the Midwest Regional in Nashville, Tenn., U-M lost to No. 13 seed Ohio (65-60).
- In 2013, led No. 4 seed Michigan to its first national title game in 20 years before losing to No. 1 seed Louisville (82-76) in the final. U-M opened its NCAA Tournament in the South Regional in Auburn Hills, Mich., with a pair of victories over No. 13 seed South Dakota State (71-56) and No. 5 VCU (78-53). Heading to Arlington, Texas, U-M defeated No. 1 Kansas (87-85) with a dramatic comeback win in overtime. Down 14 points with 6:50 remaining, a Trey Burke three-pointer with 3.2 seconds left capped off a closing 17-8 run sending the game into overtime, where U-M would go on for the two-point win. Using an opening 23-5 run, U-M advanced to its seventh Final Four

AMONG THE NATIONS ELITE (as of Jan. 4, 2015)

Since Coach Beilein's arrival in Ann Arbor, U-M has remained among the tops in the nation's in turnovers, assist/turnover ratio and fouls.

Season	Turnovers	Assist/TO Ratio	Fouls
2007-08	56th (12.9)	156th (0.95)	10th (15.1)
2008-09	16th (11.5)	12th (1.35)	13th (15.3)
2009-10	5th (10.2)	11th (1.40)	5th (14.6)
2010-11	5th (10.0)	14th (1.37)	43rd (16.8)
2011-12	17th (10.9)	45th (1.16)	21st (15.6)
2012-13	1st (9.4)	1st (1.54)	2nd (12.7)
2013-14	7th (9.3)	8th (1.52)	1st (14.2)
2014-15	7th (9.8)	33rd (1.35)	7th (14.3)



with a 20-point win over No. 3 seed Florida (79-59). Facing No. 4 seed Syracuse in the Final Four in Atlanta, Ga., Beilein picked up his first win over Jim Boeheim following a 61-56 victory to advance to his first-career national title game. In a back-and-forth 40 minute battle, U-M dropped the title game to Louisville (82-76).
 • In 2014, led No. 2 seed Michigan to its second straight Elite Eight, defeating No. 15 seed Wofford (57-40) in the second round and No. 7 seed Texas (79-65) in the third round in Milwaukee, Wis. In the Sweet 16 in Indianapolis, Ind., the Wolverines earned a thrilling 73-71 victory over No. 11 seed Tennessee before falling to No. 8 seed Kentucky, 75-72, on a three in the final seconds.

JOHN BEILEIN IN THE BIG TEN TOURNAMENT

- Holds an 8-7 all-time record at the Big Ten Tournament.
- Under Beilein, Michigan has never lost its first game at the Big Ten Tournament.
- In 2008 -- Michigan was the No. 9 seed and defeated No. 8 Iowa in the first round, 55-47. U-M bowed out in the quarterfinal to No. 1 Wisconsin, 51-34.
- In 2009 -- Michigan was the No. 7 seed and defeated No. 10 Iowa in the first round, 73-45. Michigan was eliminated in the quarterfinal by No. 2 seed Illinois, 60-50.
- In 2010 -- Michigan was the No. 8 seed and defeated No. 9 seed Iowa in the first round for the third-straight season, 59-52. The Wolverines fell to No. 1 Ohio State in the quarterfinal, 69-68, on a last second shot from OSU's Evan Turner.
- In 2011 -- Following a first round bye, No. 4 seeded Michigan defeated No. 5 seed Illinois in the quarterfinal, 60-55. The Wolverines fell in the semifinal to No. 1 seed Ohio State, 68-61.
- In 2012 -- Following a first round bye, No. 2 seeded Michigan defeated No. 10 seed Minnesota in the quarterfinal, 73-69 in overtime. The Wolverines fell in the semifinal to No. 3 seed Ohio State, 77-55.
- In 2013 -- Michigan was the No. 5 seed and defeated No. 12 Penn State in the first round, 83-66. U-M fell to No. 4 Wisconsin in the quarterfinals, 68-59.
- In 2014 -- Michigan was the No. 1 seed and defeated No. 9 Illinois in the quarterfinal, 64-63 and followed with a 72-69 over No. 5 Ohio State to reach the championship for the first time since 1998. In the final, U-M lost 69-55 to No. 3 Michigan State.

REACHING ANOTHER LEVEL

- When Michigan defeated Texas (March 22, 2014) in the NCAA Third Round, it marked career victory No. 700 for John Beilein. Beilein currently has 709 wins in his 37-year career, with 451 win in Division I games.

AMONG THE WINNINGEST COACHES (as of Jan. 4, 2015)

Mike Kryzewski	Duke	996	ACC
Jim Boeheim	Syracuse	958	ACC
Bob Huggins	West Virginia	753	Big 12
Roy Williams	North Carolina	735	ACC
Bo Ryan	Wisconsin	718	Big Ten
JOHN BEILEIN	MICHIGAN	709	BIG TEN
Rick Pitno	Louisville	708	ACC
Rick Byrd	Belmont	698	Ohio Valley
Jerry Slocum	Youngstown State	697	Horizon
Cliff Ellis	Costal Carolina	679	Big South
Larry Hunter	Western Carolina	655	Southern
Dana Altman	Oregon	641	Pac-12
Stew Morrill	Utah State	611	Mountain West
Rick Barnes	Texas	596	Big 12
John Calipari	Kentucky	567	SEC
Jim Larranaga	Miami (Fla.)	546	ACC
Bill Self	Kansas	543	Big 12
Dave Bike	Sacred Heart	539	Northeast
Tubby Smith	Texas Tech	535	Big 12
Lon Kruger	Oklahoma	524	Big 12
Steve Fisher	San Diego State	507	Mountain West
Billy Donovan	Florida	492	SEC

DID YOU KNOW?

- When Michigan scores 80 or more points, the Wolverines are a perfect 42-0 under John Beilein.
 - When Michigan goes to overtime under John Beilein, the Wolverines are 14-3.
 - John Beilein is one of 12 coaches to have taken four Division I teams to the NCAA Tournament.
 - Steve Alford (Missouri State, Iowa, New Mexico, UCLA)
 - **John Beilein (Canisius, Richmond, West Virginia, Michigan)**
 - Lefty Driesell (Davidson, Maryland, James Madison, Georgia State)
 - Cliff Ellis (South Alabama, Clemson, Auburn, Coastal Carolina)
 - Larry Eustachy (Utah State, Iowa State, Southern Miss, Colorado State)
 - Jim Harrick (Pepperdine, UCLA, Rhode Island, Georgia)
 - Lon Kruger (Kansas State, Florida, Illinois, UNLV, Oklahoma)^
 - Fran McCaffery (Lehigh, UNC Greensboro, Siena, Iowa)
 - Tom Penders (Rhode Island, Texas, George Washington, Houston)
 - Rick Pitino (Boston University, Providence, Kentucky, Louisville)
 - Tubby Smith (Tulsa, Georgia, Kentucky, Minnesota)
 - Eddie Sutton (Creighton, Arkansas, Kentucky, Oklahoma State)
- ^ only coach with five Division I teams

BEILEIN IN THE POSTSEASON		
All-Time Postseason:	16x	31-16
NCAA Tournament (DI):	9x	16-9
NCAA Tournament (DII):	1x	1-1
NIT:	6x	14-6
Titles (1):	2007 NIT	
Sweet 16 (4):	2005, 2006, 2013, 2014	
Elite Eight (3):	2006, 2013, 2014	
Final Four (1):	2013	
National Title Game (1):	2013	
<hr/>		
1988	LeMoyné	NCAA II (1-1)
L, 88-91	California (Pa.)	First Round
W, 89-81	Kutztown (Pa.)	Consolation
<hr/>		
1994	Canisius	NIT (0-1)
L, 79-103	at Villanova	First Round
<hr/>		
1995	Canisius	NIT (3-2)
W, 83-71	Seton Hall	First Round
W, 55-53	at Bradley	Second Round
W, 89-80	Washington State	Quarterfinal
L, 59-71	vs. Virginia Tech	Semifinal
L, 62-66	vs. Penn State	Consolation
<hr/>		
1996	Canisius	NCAA (0-1)
L, 43-72	vs. Utah	First Round
<hr/>		
1998	Richmond	NCAA (1-1)
W, 62-61	vs. South Carolina	First Round
L, 66-81	vs. Washington	Second Round
<hr/>		
2001	Richmond	NIT (1-1)
W, 79-56	West Virginia	First Round
L, 56-71	at Dayton	Second Round
<hr/>		
2002	Richmond	NIT (3-1)
W, 74-67 OT	Wagner	First Round
W, 63-48	Montana State	Second Round
W, 67-66	at Minnesota	Third Round
L, 46-62	Syracuse	Quarterfinal
<hr/>		
2004	West Virginia	NIT (2-1)
W, 65-54	at Kent State	Opening Round
W, 79-72	Rhode Island	First Round
L, 64-67	at Rutgers	Second Round
<hr/>		
2005	West Virginia	NCAA (3-1)
W, 63-61	Creighton	First Round
W, 111-105 2ot	Wake Forest	Second Round
W, 65-60	Texas Tech	Sweet 16
L, 85-93 OT	Louisville	Elite Eight
<hr/>		
2006	West Virginia	NCAA (2-1)
W, 64-46	Southern Illinois	First Round
W, 67-54	Northwestern State	Second Round
L, 71-74	Texas	Sweet 16
<hr/>		
2007	West Virginia	NIT (5-0)
W, 74-50	Delaware State	First Round
W, 90-77	Massachusetts	Second Round
W, 71-66	N.C. State	Quarterfinal
W, 63-62	Mississippi State	Semifinal
W, 78-73	Clemson	Championship
<hr/>		
2009	#10 Michigan	NCAA (1-1)
W, 62-59	#7 Clemson	First Round
L, 63-73	#2 Oklahoma	Second Round
<hr/>		
2011	#8 Michigan	NCAA (1-1)
W, 75-45	#9 Tennessee	Second Round
L, 71-73	#1 Duke	Third Round
<hr/>		
2012	#4 Michigan	NCAA (0-1)
L, 60-65	#13 Ohio	Second Round
<hr/>		
2013	#4 Michigan	NCAA (5-1)
W, 71-56	#13 South Dakota State	Second Round
W, 78-54	#5 VCU	Third Round
W, 87-85 ot	#1 Kansas	Sweet 16
W, 79-59	#3 Florida	Elite Eight
W, 61-56	#4 Syracuse	Final Four
L, 76-82	#1 Louisville	National Title
<hr/>		
2014	#2 Michigan	NCAA (2-1)
W, 57-40	#15 Wofford	Second Round
W, 79-65	#7 Texas	Third Round
W, 73-71	#11 Tennessee	Sweet 16
L, 75-75	#8 Kentucky	Elite Eight

John Beilein | Coaching Career Records

y-Year

School	Season	Total	Overall
Erie C.C.	1978-79	35	20-15
Erie C.C.	1979-80	25	17-8
Erie C.C.	1980-81	29	21-8
Erie C.C.	1981-82	29	17-12
Totals		118	75-43

School	Season	Total	Overall	Home	Away	Neutral
Nazareth	1982-83	26	20-6	9-1	10-4	1-1
Totals		26	20-6	9-1	10-4	1-1

School	Season	Total	Overall	Home	Away	Neutral	Postseason
LeMoyne	1983-84	28	20-8	12-2	8-4	0-2	-----
LeMoyne	1984-85	29	19-10	11-3	7-6	1-1	-----
LeMoyne	1985-86	29	14-15	10-2	3-11	1-2	-----
LeMoyne	1986-87	30	20-10	11-2	9-8	0-0	-----
LeMoyne	1987-88	30	24-6	12-1	12-5	0-0	NCAA II, First Rd.
LeMoyne	1988-89	27	15-12	9-3	6-9	0-0	-----
LeMoyne	1989-90	29	17-12	10-2	7-10	0-0	-----
LeMoyne	1990-91	29	19-10	11-2	8-6	0-2	-----
LeMoyne	1991-92	26	15-11	8-4	7-7	0-0	-----
Totals		257	163-94	94-21	67-66	2-7	

School	Season	Total	Overall	Home	Away	Neutral	League	Overall	Finish	Home	Away	Neutral	Postseason
Canisius	1992-93	28	10-18	6-5	3-11	1-2	MAAC	5-9	6th	3-4	2-5	0-0	-----
Canisius	1993-94	29	22-7	15-0	6-6	1-1	MAAC	12-2	1st	7-0	5-2	0-0	NIT, First Rd.
Canisius	1994-95	35	21-14	8-4	11-6	2-4	MAAC	10-4	2nd	5-2	5-2	0-0	NIT, Semifinal
Canisius	1995-96	30	19-11	8-3	7-6	4-2	MAAC	7-7	5th	4-3	3-4	0-0	NCAA, First Rd.
Canisius	1996-97	29	17-12	9-4	5-7	3-1	MAAC	10-4	t-2nd	6-1	4-3	0-0	-----
Totals		151	89-62	46-16	32-36	11-10	MAAC	44-26		25-10	19-16	0-0	

School	Season	Total	Overall	Home	Away	Neutral	League	Overall	Finish	Home	Away	Neutral	Postseason
Richmond	1997-98	31	23-8	10-1	6-6	7-1	CAA	12-4	3rd	8-0	4-4	0-0	NCAA, Second Rd.
Richmond	1998-99	27	15-12	11-1	3-10	1-1	CAA	10-6	3rd	8-0	2-6	0-0	-----
Richmond	1999-2000	30	18-12	7-5	8-6	3-1	CAA	11-5	3rd	7-1	4-4	0-0	-----
Richmond	2000-01	29	22-7	12-2	9-4	1-1	CAA	12-4	1st	7-1	5-3	0-0	NIT, Second Rd.
Richmond	2001-02	36	22-14	13-5	7-6	2-3	Atlantic 10	11-5	2nd	7-1	4-4	0-0	NIT, Quarterfinal
Totals		153	100-53	53-14	33-32	14-7	CAA/A-10	56-24		37-3	19-21	0-0	

School	Season	Total	Overall	Home	Away	Neutral	League	Overall	Finish	Home	Away	Neutral	Postseason
West Virginia	2002-03	29	14-15	9-5	2-8	3-2	Big East	5-11	6th - West	3-5	2-6	0-0	-----
West Virginia	2003-04	31	17-14	10-4	4-7	3-3	Big East	7-9	t-8th	5-3	2-6	0-0	NIT, Second Rd.
West Virginia	2004-05	35	24-11	11-3	6-5	7-3	Big East	8-8	t-7th	5-3	3-5	0-0	NCAA, Elite Eight
West Virginia	2005-06	33	22-11	13-2	5-4	4-5	Big East	11-5	3rd	7-1	4-4	0-0	NCAA, Sweet 16
West Virginia	2006-07	36	27-9	17-1	3-6	7-2	Big East	9-7	t-7th	7-1	2-6	0-0	NIT, Champions
Totals		164	104-60	60-15	20-30	24-15	Big East	40-40		27-13	13-27	0-0	

School	Season	Total	Overall	Home	Away	Neutral	League	Overall	Finish	Home	Away	Neutral	Postseason
Michigan	2007-08	32	10-22	6-9	2-10	2-3	Big Ten	5-13	9th	3-6	2-7	0-0	-----
Michigan	2008-09	35	21-14	14-3	3-8	4-3	Big Ten	9-9	t-7th	6-3	3-6	0-0	NCAA, Second Rd.
Michigan	2009-10	32	15-17	10-6	3-8	2-3	Big Ten	7-11	t-7th	4-5	3-6	0-0	-----
Michigan	2010-11	35	21-14	14-5	5-5	2-4	Big Ten	9-9	t-4th	5-4	4-5	0-0	NCAA, Third Rd.
Michigan	2011-12	34	24-10	15-1	6-6	3-3	Big Ten	13-5	t-1st	8-1	5-4	0-0	NCAA, Second Rd.
Michigan	2012-13	39	31-8	17-1	5-5	9-2	Big Ten	12-6	t-4th	8-1	4-5	0-0	NCAA, National Runner-up
Michigan	2013-14	37	28-9	13-2	7-4	8-3	Big Ten	15-3	1st	8-1	7-2	0-0	NCAA, Elite Eight
Michigan	2014-15	14	8-6	7-3	0-2	1-1	Big Ten	1-1		1-0	0-1	0-0	
Totals		257	158-100	96-30	31-48	31-22		71-57		43-21	28-36	0-0	

The John Beilein File
Birthdate: February 5, 1953
Hometown: Burt, N.Y.
High School: DeSales Catholic (Lockport, N.Y.)
College Undergrad: Wheeling Jesuit, 1975 (B.A., History)
College Masters: Niagara, 1981 (M.S., Education)
Family: Married; wife Kathleen
Children (4): Seana, Patrick, Mark and Andrew
Grandchildren (2): Finley Rose and John Griffin
Pronunciation: "Bee-Line"

Coaching Career

Years	School	Position
1979-82	Erie Community College	Head Coach
1982-83	Nazareth College	Head Coach
1984-92	LeMoyne College	Head Coach
1993-97	Canisius College	Head Coach
1998-2002	University of Richmond	Head Coach
2003-07	West Virginia University	Head Coach
2008-present	University of Michigan	Head Coach

John Beilein | Year-by-Year

THE 2007-08 SEASON

In his first season with Michigan, John Beilein's young team played one of the toughest schedules in the country, as the Wolverines played eight NCAA Tournament foes and 11 nationally ranked opponents.

Beilein established a foundation for his U-M program, starting three freshmen and two sophomores throughout the season and, as the year came to a close, saw his Wolverines improve. Five of U-M's 10 total wins were over the final 10 games of the season.

Beilein opened his tenure at U-M with wins over Radford and Brown before falling to fifth-ranked Georgetown in the first of four games against top-25 foes during the non-conference. The Wolverines suffered setbacks in nine of their first 10 Big Ten Conference games before winning four of their final eight in league play. U-M defeated Iowa in the first round of the Big Ten Tournament before seeing its season come to a close against Wisconsin in the quarterfinals.

2007-08	Opponent	Place	W/L	Score	+/-
11/9/07	Radford	H	W	88-55	33
11/11/07	Brown	H	W	72-57	15
11/15/07	Georgetown	1	L	52-74	-22
11/21/07	Butler	2	L	65-79	-14
11/23/07	Eastern Washington	2	W	61-53	8
11/24/07	Western Kentucky	2	L	69-73	-4
11/28/07	Boston College	3, H	L	64-77	-13
12/1/07	Harvard	A	L	51-62	-11
12/8/07	Duke	A	L	67-95	-28
12/12/07	Oakland	H	W	103-87	16
12/15/07	Central Michigan	H	L	67-78	-11
12/22/07	UCLA	H	L	54-69	-15
1/2/08	Wisconsin+	H	L	54-70	-16
1/5/08	Purdue+	A	L	58-65	-7
1/8/08	Indiana+	H	L	64-78	-14
1/12/08	Northwestern+	A	W	78-68	10
1/16/08	Illinois+	A	L	57-75	-18
1/19/08	Iowa+	H	L	60-68	-8
1/22/08	Wisconsin+	A	L	61-64	-3
1/27/08	Michigan State+	A	L	62-77	-15
1/31/08	Minnesota+	H	L	65-77	-12
2/5/08	Ohio State+	A	L	55-65	-10
2/9/08	Penn State+	H	W	68-63	5
2/14/08	Iowa+	A	W	60-52	8
2/17/08	Ohio State+	H	W	80-70	10
2/21/08	Minnesota+	A	L	60-69	-9
2/23/08	Illinois+	H	W	49-43	6
2/26/08	Northwestern+	H	L	60-62	-2
3/1/08	Penn State+	A	L	61-69	-8
3/9/08	Purdue+	H	L	58-72	-14
3/13/08	Iowa	4	W	55-47	8
3/14/08	Wisconsin	4	L	34-51	-17

(1) Verizon Center (Washington, D.C.); (2) Great Alaska Shoot-out, Sullivan Arena (Anchorage, Alaska); (3) Big Ten/ACC Challenge, Crisler Arena (Ann Arbor, Mich.); (4) Big Ten Tournament, Consecro Fieldhouse (Indianapolis, Ind.)

THE 2008-09 SEASON

The second season of the John Beilein era at Michigan saw his Wolverines return to national prominence, ending a 12-year NCAA Tournament drought with a selection to the 2009 event. U-M recorded the 22nd 20-win season in school history, finishing with a 21-14 record, doubling the win total from a season prior. Michigan advanced to the second round of the NCAA Tournament after upsetting Clemson (62-59) in the first round. In addition to the postseason, U-M set single-season records for free throw percentage (75.7 percent), three-point field goals made (305) and attempts (912).

Picked by most experts to finish at the bottom of the Big Ten, Beilein's Wolverines went 10-2 prior to the start of conference play; including a win over fourth-ranked UCLA in the semifinals of the 2K Sports Classic and a home win over fourth-ranked Duke, avenging a loss to the Blue Devils in the 2K Sports Classic championship game.

The first half of league play was highlighted by Michigan's first victory at Indiana in 14 years and, stepping back out of conference in early February, U-M nearly shocked No. 1 Connecticut in Storrs. Following that contest, the Wolverines won four of their last seven, including a critical road win at Minnesota on the final day of the regular season.

After beating Iowa in the first round of the Big Ten Tournament and bowing out to Illinois in the quarterfinals, U-M earned a No. 10 seed in the NCAA Tournament where they defeated Clemson before falling to second-seeded Oklahoma.

2008-09	Opponent	Place	W/L	Score	+/-
11/11/08	Michigan Tech	1, H	W	77-55	22
11/12/08	Northeastern	1, H	W	76-56	20
11/20/08	UCLA	2	W	55-52	3
11/21/08	Duke	2	L	56-71	-15
11/25/08	Norfolk State	H	W	83-49	34
11/29/08	Savannah State	H	W	66-64^	2
12/3/08	Maryland	3	L	70-75	-5
12/6/08	Duke	H	W	81-73	8
12/13/08	Eastern Michigan	H	W	91-60	31
12/20/08	Oakland	4	W	89-76	13
12/22/08	Florida Gulf Coast	H	W	76-59	17
12/29/08	North Carolina Central	H	W	77-57	20
12/31/08	Wisconsin+	H	L	61-73	-12
1/4/09	Illinois+	H	W	74-64	10
1/7/09	Indiana+	A	W	72-66^	6
1/11/09	Iowa+	H	W	64-49	15
1/14/09	Illinois+	A	L	51-66	-15
1/17/09	Ohio State+	H	L	58-65	-7
1/20/09	Penn State+	A	L	58-73	-15
1/24/09	Northwestern+	H	W	68-59	9
1/28/09	Ohio State+	A	L	54-72	-18
1/31/09	Purdue+	A	L	48-67	-19
2/5/09	Penn State+	H	W	71-51	20
2/7/09	Connecticut	A	L	61-69	-8
2/10/09	Michigan State+	H	L	42-54	-12
2/15/09	Northwestern+	A	W	70-67^	3
2/19/09	Minnesota+	H	W	74-62	12
2/22/09	Iowa+	A	L	60-70^	-10
2/26/09	Purdue+	H	W	87-78	9
3/1/09	Wisconsin+	A	L	55-60	-5
3/7/09	Minnesota+	A	W	67-64	3
3/12/09	Iowa	5	W	73-45	28
3/13/09	Illinois	5	L	50-60	-10
3/19/09	Clemson	6	W	62-59	3
3/21/09	Oklahoma	6	L	63-73	-10

^ overtime; (1) Coaches vs. Cancer, first/second rounds, Crisler Arena (Ann Arbor, Mich.); (2) Coaches vs. Cancer, semifinal/championship, Madison Square Garden (New York, N.Y.); (3) ACC/Big Ten Challenge, Comcast Center (College Park, Md.); (4) Palace of Auburn Hills (Auburn Hills, Mich.); (5) Big Ten Tournament, Consecro Fieldhouse (Indianapolis, Ind.); (6) NCAA Tournament, First & Second Round, Sprint Arena (Kansas City, Mo.)

THE 2009-10 SEASON

In his third season at Michigan, John Beilein's Wolverines picked up two wins over top-15 teams (No. 15 Ohio State and No. 15 UConn), while falling victim to close losses in a 15-17 campaign. Michigan lost nine games by seven-or-fewer points, as the Wolverines just could not seem to get that late game break.

U-M finished fourth at the Old Spice Classic and, for the second-straight season, played on the road against a No. 1-ranked team, falling at Kansas.

Michigan won four of its first six in the Big Ten, but close losses in conference play helped push U-M to the No. 8 seed in the Big Ten Tournament. For the third-straight season, Michigan defeated Iowa in the first round of the conference tournament, but the Wolverines saw their season end against top-seeded Ohio State on a half-court shot at the buzzer.

2009-10	Opponent	Place	W/L	Score	+/-
11/14/09	Northern Michigan	H	W	97-50	47
11/20/09	Houston Baptist	H	W	77-55	22
11/26/09	Creighton	1	W	83-76^	7
11/27/09	Marquette	1	L	65-79	-14
11/29/09	Alabama	1	L	66-68	-2
12/2/09	Boston College	2, H	L	58-62	-4
12/5/09	Arkansas-Pine Bluff	H	W	67-53	14
12/9/09	Utah	A	L	52-68	-16
12/13/09	Detroit	H	W	75-64	11
12/19/09	Kansas	A	L	64-75	-11
12/22/09	Coppin State	H	W	76-46	30
12/31/09	Indiana+	A	L	65-71	-6
1/3/10	Ohio State+	H	W	73-64	9
1/7/10	Penn State+	A	W	64-55	9
1/10/10	Northwestern+	H	L	62-68	-6
1/14/10	Indiana+	H	W	69-45	24
1/17/10	Connecticut	H	W	68-63	5
1/20/10	Wisconsin+	A	L	48-54	-6
1/23/10	Purdue+	A	L	59-69	-10
1/26/10	Michigan State+	H	L	56-57	-1
1/30/10	Iowa+	H	W	60-46	14
2/2/10	Northwestern+	A	L	52-67	-15
2/6/10	Wisconsin+	H	L	44-62	-18
2/11/10	Minnesota+	A	W	71-63	8
2/16/10	Iowa+	A	W	80-78^	2
2/20/10	Penn State+	H	L	51-55	-4
2/23/10	Illinois+	H	L	44-51	-7
2/27/10	Ohio State+	A	L	55-66	-11
3/2/10	Minnesota+	H	W	83-55	28
3/7/10	Michigan State+	A	L	48-64	-16
3/11/10	Iowa	3	W	59-52	7
3/12/10	Ohio State	3	L	68-69	-1

^ overtime; (1) Old Spice Classic, Disney's Milk House (Orlando, Fla.); (2) ACC/Big Ten Challenge, Crisler Arena (Ann Arbor, Mich.); (3) Big Ten Tournament, Consecro Fieldhouse (Indianapolis, Ind.)

John Beilein | Year-by-Year

THE 2010-11 SEASON

John Beilein entered his fourth season at Michigan with one of the youngest teams in the nation, as the Wolverines roster featured no seniors and 11 underclassmen, which was tied for 16th-most in the nation. The Maize and Blue, which was picked to finish near the bottom of the Big Ten, opened league play 1-6 before winning at Michigan State for the first time since 1997. That victory propelled U-M to an 8-3 finish to the regular season, ending with a 9-9 record in the Big Ten. Michigan's late season surge helped the Wolverines make the NCAA Tournament and finish with a 21-14 record.

The Wolverines finished fourth at the Legends Classic, falling to Syracuse and UTEP in Atlantic City, before starting a seven-game win streak with a win at Clemson in the ACC/Big Ten Challenge. Having lost six-straight, the Wolverines went to East Lansing and stunned the 24th-ranked Spartans, 61-57, snapping an 11-game losing streak at MSU. The win propelled U-M to victories in seven of their last 10, including a season sweep of Michigan State.

Michigan earned the fourth seed at the Big Ten Tournament, its highest since 2003, and advanced to the semifinals for the first time since 2004. U-M qualified for the NCAA Tournament for the second time in three seasons, earning a No. 8 seed. The Wolverines defeated No. 9 seed Tennessee, 75-45, the largest margin of victory ever in an 8-9 match-up, before being edged, 73-71, by top-ranked Duke.

2010-11	Opponent	Place	W/L	Score	+/-
11/13/10	USC-Upstate		H W	66-35	31
11/18/10	Bowling Green	1, H	W	69-50	19
11/21/10	Gardner-Webb	1, H	W	80-58	22
11/26/10	Syracuse	2	L	50-53	-3
11/27/10	UTEP	2	L	56-65	-9
11/30/10	Clemson	3	W	69-61	8
12/4/10	Harvard	H	W	65-62	3
12/6/10	Concordia	H	W	86-65	21
12/10/10	Utah	H	W	75-64	11
12/14/10	North Carolina Central	H	W	64-44	20
12/18/10	Oakland	H	W	69-51	18
12/23/10	Bryant	H	W	87-71	16
12/28/10	Purdue+	H	L	57-80	-23
1/2/11	Penn State+	H	W	73-69	4
1/5/11	Wisconsin+	A	L	50-66	-16
1/9/11	Kansas	H	L	60-67 [^]	-7
1/12/11	Ohio State+	H	L	64-68	-4
1/15/11	Indiana+	A	L	61-80	-19
1/18/11	Northwestern+	A	L	60-74	-14
1/22/11	Minnesota+	H	L	64-69	-5
1/27/11	Michigan State+	A	W	61-57	4
1/30/11	Iowa+	H	W	87-73	14
2/3/11	Ohio State+	A	L	53-62	-9
2/6/11	Penn State+	A	W	65-62	3
2/9/11	Northwestern+	H	W	75-66	9
2/12/11	Indiana+	H	W	73-69	4
2/16/11	Illinois+	A	L	52-54	-2
2/19/11	Iowa+	A	W	75-72 [^]	3
2/23/11	Wisconsin+	H	L	52-53	-1
2/26/11	Minnesota+	A	W	70-63	7
3/5/11	Michigan State+	H	W	70-63	7
3/11/11	Illinois	4	W	60-55	5
3/12/11	Ohio State	4	L	61-68	-7
3/18/11	Tennessee	5	W	75-45	30
3/20/11	Duke	5	L	71-73	-2

[^] overtime; (1) Legends Classic Regional Round, Crisler Arena (Ann Arbor, Mich.); (2) Legends Classic Championship Round, Boardwalk Hall (Atlantic City, N.J.); (3) ACC/Big Ten Challenge, Littlejohn Arena (Clemson, S.C.); (4) Big Ten Tournament, Conoco Field House (Indianapolis, Ind.); (5) NCAA Tournament, Time Warner Cable Arena (Charlotte, N.C.)

THE 2011-12 SEASON

During his fifth season at Michigan, John Beilein led the Wolverines to a share of the Big Ten regular season championship -- the first for U-M since 1986. Michigan recorded a 24-10 overall record, 13-5 in Big Ten play, earning a bid to the NCAA Tournament for the third time in four seasons. U-M was ranked in the national polls the entire season, peaking at No. 10 in the AP Poll during the final week of the regular season.

Beilein guided the Maize and Blue to three wins over top-10 foes (No. 8 Memphis, No. 9 Michigan State and No. 6 Ohio State) and led the Wolverines to a 15-1 mark at Crisler Center. Michigan finished third at the Maui Invitational, defeating Memphis and UCLA in Hawaii while falling to Duke in the semifinals. The Maize and Blue entered conference play with a 10-2 record. U-M won four of its first five in the Big Ten before falling at Iowa, but bounced back to beat Michigan State for its third consecutive win in the series.

Four-straight wins in February put the Wolverines in contention for the conference crown until Purdue surprised the Wolverines in the final home game of the season for U-M. Wins at Illinois and Penn State, coupled with an Ohio State victory at Michigan State on the final day of the regular season, gave Michigan a share of the conference title for the first time in 26 years.

After bowing out of the conference tournament in the semifinals against Ohio State, U-M was upset in the NCAA Tournament Second Round by Ohio.

2011-12	Opponent	Place	W/L	Score	+/-
11/11/11	Ferris State	H	W	59-33	26
11/14/11	Towson	H	W	64-47	17
11/17/11	Western Illinois	H	W	59-55	4
11/21/11	Memphis	1	W	73-61	12
11/22/11	Duke	1	L	75-82	-7
11/23/11	UCLA	1	W	79-63	16
11/29/11	Virginia	2, A	L	58-70	-12
12/3/11	Iowa State	H	W	76-66	10
12/10/11	Oakland	3, A	W	90-80	10
12/13/11	Arkansas-Pine Bluff	H	W	63-50	13
12/17/11	Alabama A&M	H	W	87-57	30
12/22/11	Bradley	H	W	77-66	11
12/29/11	Penn State+	H	W	71-53	18
1/1/12	Minnesota+	H	W	61-56	5
1/5/12	Indiana+	A	L	71-73	-2
1/8/12	Wisconsin+	H	W	59-41	18
1/11/12	Northwestern+	H	W	66-64 [^]	2
1/14/12	Iowa+	A	L	59-75	-16
1/17/12	Michigan State+	H	W	60-59	1
1/21/12	Arkansas	A	L	64-66	-2
1/24/12	Purdue+	A	W	66-64	2
1/29/12	Ohio State+	A	L	49-64	-15
2/1/12	Indiana+	H	W	68-56	12
2/5/12	Michigan State+	A	L	54-64	-10
2/8/12	Nebraska+	A	W	62-46	16
2/12/12	Illinois+	H	W	70-61	9
2/18/12	Ohio State+	H	W	56-51	5
2/21/12	Northwestern+	A	W	67-55 [^]	12
2/25/12	Purdue+	H	L	61-75	-14
3/1/12	Illinois+	A	W	72-61	11
3/4/12	Penn State+	A	W	71-65	6
3/9/12	Minnesota	4	W	73-69 [^]	4
3/10/12	Ohio State	4	L	55-77	-22
3/16/12	Ohio University	5	L	60-65	-5

[^] overtime; (1) Maui Invitational, Lahaina Civic Center (Lahaina, Hawaii); (2) Big Ten/ACC Challenge, John Paul Jones Arena (Charlottesville, Va.); (3) Palace of Auburn Hills (Auburn Hills, Mich.); (4) Big Ten Tournament, Bankers Life Field House (Indianapolis, Ind.); (5) NCAA Tournament, Bridgestone Arena (Nashville, Tenn.)

THE 2012-13 SEASON

Guiding one of the youngest teams in the nation, John Beilein led U-M to its first Final Four and national title game appearance in 20 years. Beilein, who became the fourth coach to take U-M to the National Championship Game, and the Wolverines, fell to Louisville in the title game. U-M finished the season with a 31-8 record, equaling the U-M record for wins in a season, including a 12-6 mark in Big Ten play.

U-M opened the season by winning the NIT Season Tip-Off for the first time in school history, defeating Pittsburgh and Kansas State at Madison Square Garden. Wins over North Carolina State, Arkansas and West Virginia helped the Wolverines enter conference play unbeaten at 13-0.

With a win over Nebraska on Jan. 9, U-M moved to 16-0 and was the last undefeated team in the country. After falling at Ohio State, Michigan won its next four, including a Jan. 27 victory at Illinois that helped propel the Wolverines to the No. 1 spot in the Associated Press poll for the first time since the 1992-93 season.

On the final day of the regular season, Michigan just missed a share of its second-straight Big Ten title, when a tip-in at the buzzer wouldn't fall against Indiana. In the NCAA Tournament, wins over South Dakota State and VCU sent U-M to the Sweet 16 for the first time since 1994. In the regional, the Wolverines stunned top-seeded Kansas in overtime after coming back from down 14 in the final seven minutes of regulation. A win over Florida in the Elite Eight put Michigan in the Final Four for the first time since 1993.

John Beilein's first Final Four opened with his first career victory over Syracuse, but the Wolverines fell just short of the ultimate prize, falling to Louisville in a thrilling title game.

2012-13	Opponent	Place	W/L	Score	+/-
11/9/12	Slippery Rock	H	W	100-62	38
11/12/12	IUPUI	1, H	W	91-54	37
11/13/12	Cleveland State	1, H	W	77-47	30
11/21/12	Pittsburgh	2	W	67-62	5
11/23/12	Kansas State	3	W	71-57	14
11/27/12	North Carolina State	4, H	W	79-72	7
12/1/12	Bradley	A	W	74-66	8
12/4/12	Western Michigan	H	W	73-41	32
12/8/12	Arkansas	H	W	80-67	13
12/11/12	Binghamton	H	W	67-39	28
12/15/12	West Virginia	5	W	81-66	15
12/20/12	Eastern Michigan	H	W	93-54	39
12/29/12	Central Michigan	H	W	88-73	15
1/3/13	Northwestern+	A	W	94-66	28
1/6/13	Iowa+	H	W	95-67	28
1/9/13	Nebraska+	H	W	62-47	15
1/13/13	Ohio State+	A	L	53-56	-3
1/17/13	Minnesota+	A	W	83-75	8
1/24/13	Purdue+	H	W	68-53	15
1/27/13	Illinois+	A	W	74-60	14
1/30/13	Northwestern+	H	W	68-46	22
2/2/13	Indiana+	A	L	73-81	-8
2/5/13	Ohio State+	H	W	76-74 [^]	2
2/9/13	Wisconsin+	A	L	62-65 [^]	-3
2/12/13	Michigan State+	A	L	52-75	-23
2/17/13	Penn State+	H	W	79-71	8
2/24/13	Illinois+	H	W	71-58	13
2/27/13	Penn State+	A	L	78-84	-6
3/3/13	Michigan State+	H	W	58-57	1
3/6/13	Purdue+	A	W	80-75	5
3/10/13	Indiana+	H	L	71-72	-1
3/14/13	Penn State	6	W	83-66	17
3/15/13	Wisconsin	6	L	59-68	-9
3/21/13	South Dakota State	7	W	71-56	15
3/23/13	VCU	7	W	78-53	25
3/28/13	Kansas	8	W	87-85 [^]	2
3/31/13	Florida	8	W	79-59	20
4/6/13	Syracuse	9	W	61-56	5
4/8/13	Louisville	9	L	76-82	-6

[^] overtime; (1) NIT Season Tip-Off, Ann Arbor, Mich. (Crisler Center); (2) NIT Season Tip-Off, New York, N.Y. (Madison Square Garden); (3) NIT Season Tip-Off, New York, N.Y. (Madison Square Garden); (4) Big Ten/ACC Challenge, Ann Arbor, Mich. (Crisler Center); (5) Brooklyn Hoops Winter Festival, Brooklyn, N.Y. (Barclays Center); (6) Big Ten Tournament, Chicago, Ill. (United Center); (7) NCAA Tournament, Auburn Hills, Mich. (The Palace of Auburn Hills); (8) NCAA Tournament, Arlington, Texas (Cowboy Stadium); (9) NCAA Tournament, Atlanta, Ga. (Georgia Dome)

John Beilein | Year-by-Year

THE 2013-14 SEASON

In his seventh season at the helm at Michigan, John Beilein led Michigan to its first outright Big Ten Championship in 28 years as the Wolverines posted a 15-3 conference mark, winning the league crown by three games, and closed the season with a 28-9 overall record.

After losing Trey Burke and Tim Hardaway Jr. to the first round of the NBA Draft and preseason All-American Mitch McGary to injury, U-M opened the regular season with an 8-4 record in non-conference play. The Wolverines followed with eight-straight wins to open the Big Ten season, including road victories at Minnesota, at Nebraska, at Wisconsin and at Michigan State. The Wolverines closed the regular season with five consecutive victories to clinch the outright Big Ten title, winning the crown by three games. Michigan went 7-2 on the road in conference play, just the fourth time in program history U-M has won seven-or-more conference road games.

As the No. 1 seed in the Big Ten Tournament for the first time in program history, Beilein and the Wolverines reached the championship game for the first time since the inaugural tournament in 1998. Beilein was named the Big Ten Coach of the Year by the media, becoming the third U-M head coach to earn league coach of the year honors.

Beilein's Wolverines appeared in their fourth straight NCAA Tournament, earning the No. 2 seed in the Midwest Region. After wins over Wofford and Texas, U-M advanced to its second-straight Sweet 16 against Tennessee. Following a victory over the Volunteers, the Maize and Blue bowed out to Kentucky in the Elite Eight as the Wildcats made a last second three-point field goal to advance to the Final Four.

2013-14	Opponent	Place	W/L	Score	+/-
11/8/13	UMass-Lowell	H	W	69-42	27
11/12/13	South Carolina State	H	W	93-59	34
11/17/13	Iowa State	A	L	70-77	-7
11/21/13	Long Beach State	1	W	85-61	24
11/22/13	Florida State	1	W	82-80 [^]	2
11/24/13	Charlotte	1	L	61-63	-2
11/29/13	Coppin State	H	W	87-45	42
12/3/13	Duke	2, A	L	69-79	-10
12/7/13	Houston Baptist	H	W	107-53	54
12/14/13	Arizona	H	L	70-72	-2
12/21/13	Stanford	3	W	68-65	3
12/28/13	Holy Cross	H	W	88-66	22
1/2/14	Minnesota+	A	W	63-60	3
1/5/14	Northwestern+	H	W	74-51	23
1/9/14	Nebraska+	A	W	71-70	1
1/14/14	Penn State+	H	W	80-67	13
1/18/14	Wisconsin+	A	W	77-70	7
1/22/14	Iowa+	H	W	75-67	8
1/25/14	Michigan State+	A	W	80-75	5
1/30/14	Purdue+	H	W	75-66	9
2/2/14	Indiana+	A	L	52-63	-11
2/5/14	Nebraska+	H	W	79-50	29
2/8/14	Iowa+	A	L	67-85	-18
2/11/14	Ohio State+	A	W	70-60	10
2/16/14	Wisconsin+	H	L	62-75	-13
2/23/14	Michigan State+	H	W	79-70	9
2/26/14	Purdue+	A	W	77-76 [^]	1
3/1/14	Minnesota+	H	W	66-56	10
3/4/14	Illinois+	A	W	84-53	31
3/8/14	Indiana+	H	W	84-80	4
3/14/14	Illinois	4	W	64-63	1
3/15/14	Ohio State	4	W	72-69	3
3/16/14	Michigan State	4	L	55-69	-14
3/20/14	Wofford	5	W	57-40	17
3/22/14	Texas	5	W	79-65	14
3/28/14	Tennessee	6	W	73-71	2
3/30/14	Kentucky	6	L	72-75	-3

[^] overtime; (1) Puerto Rico Tip-Off, San Juan, Puerto Rico (Coliseo Roberto Clemente); (2) Big Ten/ACC Challenge, Durham, N.C. (Cameron Indoor Stadium); (3) Brooklyn Hoops Winter Festival, Brooklyn, N.Y. (Barclays Center); (4) Big Ten Tournament, Indianapolis, Ind. (Bankers Life Fieldhouse); (5) NCAA Tournament, Milwaukee, Wis. (Bradley Center); (6) NCAA Tournament, Indianapolis, Ind. (Lucas Oil Stadium); (7) NCAA Tournament, Arlington, Texas (AT&T Stadium)

THE 2014-15 SEASON

U-M Coach John Beilein begins his eighth season with the Wolverines in 2014-15.

2014-15	Opponent	Place	W/L	Score	+/-
11/15/14	Hillsdale College	H	W	92-68	24
11/17/14	Bucknell	1, H	W	77-53	24
11/20/14	Detroit	1, H	W	71-62	9
11/24/14	vs. Oregon	2	W	70-63	7
11/25/14	vs. Villanova	2	L	55-60	-5
11/29/14	Nicholls State	H	W	91-62	29
12/2/14	Syracuse	3, H	W	68-65	3
12/6/14	NJIT	H	L	70-72	-2
12/9/14	Eastern Michigan	H	L	42-45	-3
12/13/14	Arizona	A	L	53-80	-27
12/20/14	SMU	H	L	51-62	-11
12/22/14	Coppin State	H	W	72-56	16
12/30/14	Illinois+	H	W	73-65 [^]	8
1/3/15	Purdue+	A	L	51-64	-13
1/6/15	Penn State+	A			
1/10/15	Minnesota+	H			
1/13/15	Ohio State+	A			
1/17/15	Northwestern+	H			
1/20/15	Rutgers+	A			
1/24/15	Wisconsin+	H			
1/27/15	Nebraska+	H			
2/1/15	Michigan State+	A			
2/5/15	Iowa+	H			
2/8/15	Indiana+	A			
2/12/15	Illinois+	A			
2/17/15	Michigan State+	H			
2/22/15	Ohio State+	H			
2/28/15	Maryland+	A			
3/3/15	Northwestern+	A			
3/7/15	Rutgers+	H			

[^] overtime; (1) Progressive Legends Classic, Regional Round, Ann Arbor, Mich. (Crisler Center); (2) Progressive Legends Classic, Brooklyn, N.Y. (Barclays Center); (3) ACC/Big Ten Challenge, Ann Arbor, Mich. (Crisler Center)

John Beilein | All-Time Opponent

Opponent	Total	W	L	Opponent	Total	W	L	Opponent	Total	W	L	Opponent	Total	W	L
Adelphi	15	10	5	Drexel	2	1	1	Massachusetts-Darmouth	1	0	1	San Francisco	1	0	1
Akron	2	1	1	Duke	7	1	6	McNeese State	2	2	0	Savannah State	2	2	0
Alabama	1	0	1	Duquesne	7	6	1	Memphis	1	1	0	Scranton	5	4	1
Alabama A&M	1	1	0	East Carolina	8	5	3	Mercy	1	1	0	Seton Hall	12	5	7
Albany	1	1	0	East Stroudsburg	5	3	2	Mercyhurst	16	15	1	Siena	16	6	10
Alfred Tech	8	8	0	Eastern Michigan	3	2	1	Miami (Fla.)	2	2	0	Slippery Rock	3	3	0
Alvernia	1	1	0	Eastern Washington	1	1	0	Michigan State	13	6	7	South Carolina	1	1	0
American	9	9	0	Edinboro	2	1	1	Michigan Tech	1	1	0	South Carolina State	1	1	0
American International	1	1	0	Elmira College	1	1	0	Millersville	1	0	1	South Dakota State	1	1	0
Anderson JC	2	0	2	Emmanuel (Ga.)	1	1	0	Minnesota	14	11	3	South Florida	2	2	0
Appalachian State	2	2	0	Fairfield	12	9	3	Mississippi State	4	2	2	Southern Illinois	1	1	0
Arkansas	3	1	2	Ferris State	1	1	0	Mohawk Valley CC	4	2	2	Southern Methodist (SMU)	3	0	3
Arkansas-Little Rock	1	0	1	Ferrum	2	0	2	Monroe CC	8	2	6	Southwest Missouri State	1	1	0
Arkansas-Pine Bluff	2	2	0	Finger Lakes CC	1	1	0	Montana	1	1	0	Springfield	1	1	0
Arizona	2	0	2	Florida	3	2	1	Montana State	1	1	0	Stanford	1	1	0
Army	1	1	0	Florida Atlantic	2	2	0	Montclair State	1	1	0	St. Bonaventure	13	8	5
Assumption	1	0	1	Florida Gulf Coast	1	1	0	Mount St. Mary's	2	1	1	St. John's	6	6	0
Baltimore CC	1	1	0	Florida State	1	1	0	N.C. Central	2	2	0	SUNY Brockport	1	1	0
Belmont Abbey	1	0	1	Fordham	3	1	2	N.C. State	4	4	0	SUNY Utica	1	1	0
Bentley	1	1	0	Franklin Pierce	2	0	2	Navy	2	2	0	Syracuse	11	2	9
Binghamton	1	1	0	Frederick State	1	1	0	Nebraska	4	4	0	Temple	1	1	0
Bloomfield	1	1	0	Gannon	22	8	14	New Hampshire	1	1	0	Tennessee	3	3	0
Bloomsburg	2	2	0	Gardner-Webb	2	2	0	New Haven	2	0	2	Texas	3	1	2
Bloomsfield	1	1	0	Genesee CC	8	8	0	New York Tech	1	1	0	Texas Tech	1	1	0
Boston College	7	2	5	Geneseo State	1	1	0	Niagara	13	7	6	The Citadel	1	1	0
Bowdoin	1	1	0	George Mason	11	7	4	Niagra County CC	11	8	3	Toledo	2	1	1
Bowling Green	1	1	0	George Washington	6	3	3	Nicholls State	1	1	0	Towson	1	1	0
Bradley	3	3	0	Georgetown	8	3	5	NJIT	1	0	1	Truitt McConnell	1	1	0
Bridgeport	1	1	0	Georgia Southern	1	1	0	Norfolk State	2	2	0	Tulane	2	1	1
Brockport	2	2	0	Gonzaga	2	1	1	North Carolina	1	0	1	UAB	1	1	0
Broome CC	5	3	2	Hamilton	7	6	1	Northeastern	4	2	2	UCLA	5	4	1
Brown	1	1	0	Hamilton College	1	0	1	Northern Michigan	1	1	0	UMass-Lowell	2	1	1
Bryant	1	1	0	Harvard	2	1	1	Northwestern	13	9	4	UMBC	1	1	0
Bryant & Stratton	2	2	0	Herkimer CC	1	0	1	Northwestern State	1	1	0	UNC Asheville	1	1	0
Bucknell	3	3	0	Hilbert CC	8	3	5	Notre Dame	7	1	6	UNC Greensboro	2	2	0
Buffalo	13	7	6	Hillsdale College	1	1	0	Oakland	4	4	0	UNC Wilmington	10	7	3
Buffalo JV	1	1	0	Hobart College	2	2	0	Ohio State	17	6	11	Union	7	6	1
Buffalo State	1	1	0	Holy Cross	1	1	0	Ohio University	1	0	1	Unknown	1	1	0
Buffalo State JV	2	2	0	Houghton College	2	0	2	Oklahoma	2	1	1	UNLV	1	0	1
Butler	1	0	1	Houston Baptist	2	2	0	Old Dominion	9	6	3	USC Upstate	2	1	1
C. W. Post	1	0	1	Howard	1	1	0	Onondaga CC	2	2	0	Utah	3	1	2
California (Pa.)	1	0	1	Illinois	15	10	5	Oregon	1	1	0	UTEP	1	0	1
Campbell	2	2	0	Indiana	12	5	7	Oswego State	8	7	1	Utica	1	0	1
Canisius	2	2	0	Iona	12	8	4	Pace	16	6	10	Valparaiso	2	1	1
Canisius JV	1	1	0	Iowa	15	11	4	Penn State	15	10	5	Villa Maria	10	8	2
Canton Tech	4	3	1	Iowa State	2	1	1	Pennsylvania	1	1	0	Villanova	9	5	4
Cayuga CC	1	1	0	IPFW	1	1	0	Philadelphia University	19	10	9	Virginia	3	1	2
Centenary	1	1	0	Ithaca	1	1	0	Pitt-Bradford (Pa.)	4	1	3	Virginia Commonwealth	11	8	3
Central Florida	1	1	0	IUPUI	2	2	0	Pittsburgh	11	4	7	Virginia Tech	4	1	3
Central Michigan	2	1	1	James Madison	12	9	3	Plymouth State	1	1	0	VMI	1	0	1
Champlain CC	3	2	1	Jamestown CC	9	3	6	Portland	1	0	1	Wagner	1	1	0
Charlotte	4	1	3	Jefferson CC	3	2	1	Potsdam College	1	1	0	Wake Forest	6	1	5
Chattanooga	1	1	0	Kansas	3	1	2	Potsdam State	1	1	0	Washington	1	0	1
Cheyney	1	1	0	Kansas State	1	1	0	Providence	10	5	5	Washington & Jefferson	1	1	0
Cincinnati	6	3	3	Kean College	1	1	0	Purdue	13	6	7	Washington State	2	1	1
Clarion	2	1	1	Keene State	2	2	0	Queens	6	6	0	West Chester	3	2	1
Clarkson	3	3	0	Kent State	1	1	0	Quinnipiac	3	2	1	West Virginia	2	2	0
Clemson	3	3	0	Kentucky	3	0	3	R.I.T.	2	2	0	Western Carolina	1	1	0
Cleveland State	1	1	0	Kings Point	1	1	0	Radford	5	5	0	Western Illinois	1	1	0
Colgate	6	5	1	Kutztown	1	1	0	Randolph Macon	1	0	1	Western Kentucky	1	0	1
College of Charleston	1	0	1	L.I.U. Southampton	2	2	0	Redford	1	1	0	Western Michigan	6	5	1
Columbia	1	1	0	La Salle	3	2	1	Rhode Island	2	2	0	William & Mary	8	5	3
Columbia-Green	1	1	0	Lakeland CC	1	1	0	Robert Morris	1	0	1	Wisconsin	14	2	12
Concordia (Mich.)	1	1	0	Liberty	2	1	1	Roberts Wesleyan	2	2	0	Wisconsin-Green Bay	1	0	1
Concordia (N.Y.)	1	1	0	Lock Haven	2	2	0	Rochester	1	0	1	Wofford	3	3	0
Connecticut	7	2	5	Long Beach State	2	2	0	Rochester (N.Y.)	1	1	0	Xavier	3	0	3
Coppin State	4	4	0	Louisiana-Monroe	2	2	0	Rutgers	6	4	2	TOTALS	1127	709	418
Cornell	3	2	1	Louisville	4	1	3	Sacred Heart	3	2	1				
Corning CC	9	5	4	Loyola (Ill.)	1	1	0	Saginaw Valley	1	1	0				
Cortland	2	2	0	Loyola (Md.)	13	10	3	Saint Clair (Mich.)	1	0	1				
Cortland State	2	2	0	LSU	2	1	1	Saint Francis (Pa.)	3	2	1				
Creighton	2	2	0	Manhattan	10	6	4	Saint John Fisher	10	8	2				
Daemen College	2	1	1	Manhattanville	1	1	0	Saint Joseph's	1	1	0				
Davis & Elkins	1	1	0	Mansfield	13	8	5	Saint Lawrence	9	8	1				
Dayton	3	1	2	Marist	2	2	0	Saint Louis	2	1	1				
Delaware State	2	2	0	Marquette	3	1	2	Saint Michael's	11	4	7				
DePaul	1	1	0	Marshall	6	3	3	Saint Peter's	12	7	5				
Detroit	2	2	0	Maryland	2	1	1	Saint Rose	4	2	2				
Dominican College	1	1	0	Maryland Eastern Shore	1	1	0	Saint Thomas Aquinas	1	0	1				
Dowling	1	1	0	Massachusetts	3	3	0	Samford	1	1	0				

The Coaching Staff




Jeff Meyer
Assistant Coach | Sixth Season

Jeff Meyer is in his 36th season as a collegiate coach and his seventh season with the University of Michigan basketball program.

Throughout his career, Meyer has been a proven winner at every level. During his 35-year tenure in college basketball, he has registered a 679-415 (.617) overall record and been to 13 NCAA Tournaments (one National title game; two Final Four; three Elite Eight and four Sweet 16 appearances), and he has also made four NIT appearances.

Meyer's tenure as a collegiate basketball coach has seen him instruct and mentor several professional basketball players, including more than a half-dozen current NBA players.

Prior to joining the Wolverine staff, Meyer spent two seasons as an assistant coach at Indiana (2006-08), two seasons as an assistant at Missouri (2004-06), three years as an assistant at Butler (2001-04) and three years as an associate head coach at Winthrop (1998-2001).

In 16 years as the head coach at Liberty University (1981-97), Meyer registered a 259-206 mark to become the Flames' all-time winningest coach. He led the team to the 1994 Big South Tournament championship and a bid to the NCAA Tournament and was instrumental in helping Liberty make the transition from NAIA to NCAA Division I.

Meyer began his career as an assistant to Lee Rose at Purdue University (1978-80), helping the Boilermakers reach the 1980 NCAA Final Four, following a Big Ten regular-season co-championship and earn a 1979 NIT final appearance. Meyer then joined Rose at the University of South Florida (1980-81), helping the Bulls to an appearance in the NIT.

Meyer, a 1976 graduate of Taylor University, and his wife Karen are the parents of two daughters, Holli and Sarah, and a son, Josh. The Meyer's have three grandchildren, Alexander, Stella and Hazel.

Coaching Career

Years	School	Position
1978-80	Purdue	Assistant Coach
1980-81	South Florida	Assistant Coach
1981-97	Liberty	Head Coach
1998-2001	Winthrop	Assoc. Head Coach
2001-04	Butler	Assistant Coach
2004-06	Missouri	Assistant Coach
2006-08	Indiana	Assistant Coach
2008-10	Michigan	Admin. Specialist
2010-present	Michigan	Assistant Coach




Bacari Alexander
Assistant Coach | Fourth Season

Bacari Alexander is in his fifth season as an assistant coach with the University of Michigan basketball program.

In his four seasons in Ann Arbor, Alexander has helped the Wolverine program to four straight NCAA Tournament bids, including a trip to the 2013 Final Four -- the first for the program in 20 years, followed up with a return trip to the Elite Eight in 2014. In addition to the 2012-13 season culminating in a national runner-up finish, U-M matched the schools record for wins in a season at 31.

Alexander came to Michigan after spending two seasons as an assistant coach at Western Michigan (2008-10). Prior to his stint with the Broncos, Alexander spent one season at Ohio University (2007-08).

Alexander began his coaching career spending six seasons coaching at his alma mater, University of Detroit (2001-07), under head coach Perry Watson. There, Alexander helped the Titans compile 96 wins in six seasons.

As a collegiate player, Alexander spent two seasons at Detroit after beginning his career at Robert Morris.

Alexander received the President's Award as UDM's most outstanding senior student-athlete, and graduated in 1999 with a bachelor's of science in business administration and finance.

After graduation, he went to work for the Detroit Pistons as a Player Programs Coordinator, then left to return to the court as a member of the world-famous Harlem Globetrotters. During his two seasons (2000-01) with the Trotters, Alexander played basketball in 13 countries, while also directing several camps for the team around the United States.

Alexander has also been recognized as one of the most fashionable assistant coach in America. Alexander is a five-time (2005, '07, '09, '10, '13) winner of CollegelInsider.com's Runway to the Fashionable Four and runner-up in 2008. He is the only five-time winner (head or assistant coach) in the contest's history.

Alexander and his wife, Kesha, have one son, Mekhi.

Coaching Career

Years	School	Position
2001-07	Detroit	Assistant Coach
2007-08	Ohio	Assistant Coach
2008-10	Western Michigan	Assistant Coach
2010-present	Michigan	Assistant Coach




LaVall Jordan
Assistant Coach | Fourth Season

LaVall Jordan is in his fifth season as an assistant coach on John Beilein's staff.

An Albion, Mich. native, Jordan is one of U-M's top recruiters and coaches the Maize and Blue backcourt players, while continuing to help in the development of defensive strategies, scouting opponents and on-court coaching.

In four seasons in Ann Arbor, Jordan has helped the Wolverine program to four straight NCAA Tournament bids, including a trip to the 2013 Final Four -- the first for the program in 20 years, followed up with a return trip to the Elite Eight in 2014. In addition to the 2012-13 season culminating in a national runner-up finish, U-M matched the schools record for wins in a season at 31.

Before joining the Wolverine program, Jordan spent three years at Iowa (2007-10) as an assistant coach under former Hawkeye head coach Todd Lickliter. Prior to his arrival at Iowa, Jordan spent four years coaching at his alma mater, Butler (2003-07), as an assistant coach for three seasons (2004-07) and as the coordinator of basketball operations for one season (2003-04).

Jordan helped guide the Bulldogs to a 29-7 record in 2006-07, sharing the Horizon League regular-season title in 2007. Butler advanced to the Sweet 16 in the NCAA Tournament that year before a loss to eventual national champion, Florida.

Before embarking on his coaching career, Jordan was a starting guard at Butler (1998-2001), helping the Bulldogs win three conference tournament titles and two Midwestern Collegiate Conference regular-season championships.

Jordan earned his bachelor's degree in journalism from Butler in 2001 and went on to play professional basketball in Europe. He was the first Butler player to participate in the National Basketball Developmental League, playing for the Huntsville Flight.

Jordan and his wife, Destinee, have three daughters, Ava, Alanna and Adalynn.

Coaching Career

Years	School	Position
2003-04	Butler	Director of Ops
2004-07	Butler	Assistant Coach
2007-10	Iowa	Assistant Coach
2010-present	Michigan	Assistant Coach

Player Statistics

M

2



SPIKE ALBRECHT

> Junior
 > Guard | 5-11 | 175
 > Crown Point, Ind. | Northfield Mount Hermon Prep [Mass.]
 > College of LS&A | General Studies major
 > Born August 24, 1992 in Crown Point, Ind.

SPIKE ALBRECHT | CAREER STATISTICS

Career	G	S	Min	Avg	FG	FGA	FG%	3FG	3FGA	3FG%	FT	FTA	FT%	Off	Def	Reb	Avg	Foul	DQ	Ast	Avg	TO	Blk	Stl	Pts	Avg	W	L
2012-13	39	0	317	8.1	28	59	.475	18	33	.545	10	12	.833	4	27	31	0.8	24	0	28	0.7	15	1	12	84	2.2	31	8
2013-14	37	1	545	14.7	38	94	.404	24	62	.387	21	27	.778	6	35	41	1.1	47	0	75	2.0	16	1	18	121	3.3	28	9
2014-15	14	1	376	26.9	27	69	.391	15	38	.395	7	8	.875	1	35	36	2.6	20	1	48	3.4	13	0	15	76	5.4	8	6
Totals	90	2	1238	13.8	93	222	.419	57	133	.429	38	47	.809	11	97	108	1.2	91	1	151	1.7	44	2	45	281	3.1	67	23

Big Ten	G	S	Min	Avg	FG	FGA	FG%	3FG	3FGA	3FG%	FT	FTA	FT%	Off	Def	Reb	Avg	Foul	DQ	Ast	Avg	TO	Blk	Stl	Pts	Avg	W	L
2012-13	18	0	128	7.1	7	19	.368	4	10	.400	4	4	1.000	2	11	13	0.7	12	0	9	0.5	6	1	5	22	1.2	12	6
2013-14	18	1	278	15.4	15	40	.375	10	28	.357	14	17	.824	3	17	20	1.1	27	0	38	2.1	5	0	11	54	3.0	15	3
2014-15	2	0	54	27.0	5	10	.500	4	6	.667	7	8	.875	0	8	8	4.0	2	0	7	3.5	0	0	3	21	10.5	1	1
Totals	38	1	460	12.1	27	69	.391	18	44	.409	25	29	.862	5	36	41	1.1	41	0	54	1.4	11	1	19	97	2.6	28	9

SPIKE ALBRECHT | 2014-15 GAME-BY-GAME

OPPONENT	DATE	RESULT	G-S	FG	3FG	FT	O-D	REB	PF	PTS	A	TO	BLK	STL	MIN
HILLSDALE COLLEGE	11/15/2014	W, 92-68	1-0	2-7	0-2	0-0	0-2	2	0	4	2	1	0	2	16
BUCKNELL	11/17/2014	W, 77-53	1-0	1-5	0-2	0-0	0-3	3	2	2	6	0	0	1	29
DETROIT	11/20/2014	W, 71-62	1-0	2-5	2-3	0-0	1-3	4	2	6	4	1	0	1	32
vs. Oregon	11/24/2014	W, 70-63	1-0	3-6	1-2	0-0	0-2	2	1	7	3	2	0	0	35
vs. 12/11 Villanova	11/25/2014	L, 55-60	1-0	1-4	1-2	0-0	0-3	3	1	3	1	1	0	0	27
NICHOLLS STATE	11/29/2014	W, 91-62	1-1	4-5	2-3	0-0	0-2	2	0	10	7	0	0	3	32
SYRACUSE	12/2/2014	W, 68-65	1-0	4-8	3-5	0-0	0-3	3	1	11	9	0	0	2	27
NJIT	12/6/2014	L, 70-72	1-0	3-7	1-2	0-0	0-1	1	5	7	2	0	0	0	27
EASTERN MICHIGAN	12/9/2014	L, 42-45	1-0	0-3	0-3	0-0	0-2	2	3	0	1	4	0	0	26
at 3/3 Arizona	12/13/2014	L, 53-80	1-0	1-3	1-3	0-0	0-3	3	1	3	3	0	0	1	26
SMU	12/20/2014	L, 51-62	1-0	1-4	0-3	0-0	0-1	1	1	2	1	3	0	2	27
COPPIN STATE	12/22/2014	W, 72-56	1-0	0-2	0-2	0-0	0-2	2	1	0	2	1	0	0	18
ILLINOIS+	12/30/2014	W, 73-65^	1-0	1-3	0-1	2-2	0-6	6	0	4	5	0	0	2	25
at Purdue+	1/3/2015	L, 51-64	1-0	4-7	4-5	5-6	0-2	2	2	17	2	0	0	1	29
at Penn State+	1/6/2015														
MINNESOTA+	1/10/2015														
at Ohio State+	1/13/2015														
NORTHWESTERN+	1/17/2015														
at Rutgers+	1/20/2015														
WISCONSIN+	1/24/2015														
NEBRASKA+	1/27/2015														
at Michigan State+	2/1/2015														
IOWA+	2/5/2015														
at Indiana+	2/8/2015														
at Illinois+	2/12/2015														
MICHIGAN STATE+	2/17/2015														
OHIO STATE+	2/22/2015														
at Maryland+	2/28/2015														
at Northwestern+	3/3/2015														
RUTGERS+	3/7/2015														
BTT First Round	3/11/2015														
BTT Second Round	3/12/2015														
BTT Quarterfinal	3/13/2015														
BTT Semifinal	3/14/2015														
BTT Championship	3/15/2015														

^ overtime

POINTS

Career: 17 (2x), last: at Purdue (1/3/15)
 2014-15: 17, at Purdue (1/3/15)

FIELD GOALS

Career: 6, vs. Louisville (4/8/13)
 2014-15: 4 (3x), last: at Purdue (1/3/15)

FIELD GOAL ATTEMPTS

Career: 9, vs. Louisville (4/8/13)
 2014-15: 8, Syracuse (12/2/14)

3-POINT FIELD GOALS

Career: 4 (2x), last: at Purdue (1/3/15)
 2014-15: 4, at Purdue (1/3/15)

3-POINT FIELD GOAL ATTEMPTS

Career: 5 (3x), last: at Purdue (1/3/15)
 2014-15: 5 (2x), last: at Purdue (1/3/15)

FREE THROWS

Career: 5, at Purdue (1/3/15)
 2014-15: 5, at Purdue (1/3/15)

FREE THROW ATTEMPTS

Career: 6, at Purdue (1/3/15)
 2014-15: 6, at Purdue (1/3/15)

REBOUNDS

Career: 6, Illinois (12/30/14)
 2014-15: 6, Illinois (12/30/14)

ASSISTS

Career: 9, Syracuse (12/2/14)
 2014-15: 9, Syracuse (12/2/14)

BLOCKS

Career: 1 (2x), last: HBU (12/7/13)
 2014-15: -

STEALS

Career: 4, Iowa (1/22/14)
 2014-15: 3, Nicholls State (11/29/14)


MINUTES

Career: 35 (2x), last: Oregon (11/24/14)
 2014-15: 35, vs. Oregon (11/24/14)

Player Statistics

M

3



KAMERON CHATMAN

- > Freshman
- > Guard/Forward | 6-7 | 210
- > Portland, Ore. | Columbia Christian HS
- > College of Literature, Science & the Arts | Undecided major
- > Born June 1, 1996 in Portland, Oregon

KAMERON CHATMAN | CAREER STATISTICS

Career	G	S	Min	Avg	FG	FGA	FG%	3FG	3FGA	3FG%	FT	FTA	FT%	Off	Def	Reb	Avg	Foul	DQ	Ast	Avg	TO	Blk	Stl	Pts	Avg	W	L
2014-15	14	14	274	19.6	21	72	.292	6	26	.231	15	23	.652	11	42	53	3.8	28	0	15	1.1	15	3	10	63	4.5	8	6
Totals	14	14	274	19.6	21	72	.292	6	26	.231	15	23	.652	11	42	53	3.8	28	0	15	1.1	15	3	10	63	4.5	8	6

Big Ten	G	S	Min	Avg	FG	FGA	FG%	3FG	3FGA	3FG%	FT	FTA	FT%	Off	Def	Reb	Avg	Foul	DQ	Ast	Avg	TO	Blk	Stl	Pts	Avg	W	L
2014-15	2	2	26	13.0	1	2	.500	0	1	.000	0	0	.000	0	2	2	1.0	6	0	1	0.5	1	1	0	2	1.0	1	1
Totals	2	2	26	13.0	1	2	.500	0	1	.000	0	0	.000	0	2	2	1.0	6	0	1	0.5	1	1	0	2	1.0	1	1

KAMERON CHATMAN | 2014-15 GAME-BY-GAME

OPPONENT	DATE	RESULT	G-S	FG	3FG	FT	O-D	REB	PF	PTS	A	TO	BLK	STL	MIN
HILLSDALE COLLEGE	11/15/2014	W, 92-68	1-1	1-7	0-0	2-3	1-3	4	2	4	0	1	1	4	30
BUCKNELL	11/17/2014	W, 77-53	1-1	1-5	0-1	0-0	0-1	1	1	2	3	2	0	2	20
DETROIT	11/20/2014	W, 71-62	1-1	1-4	0-3	2-2	1-3	4	1	4	1	1	0	0	10
vs. Oregon	11/24/2014	W, 70-63	1-1	1-4	0-1	2-4	0-3	3	1	4	3	1	0	0	15
vs. 12/11 Villanova	11/25/2014	L, 55-60	1-1	3-5	0-2	0-0	0-5	5	1	6	0	1	0	0	19
NICHOLLS STATE	11/29/2014	W, 91-62	1-1	3-8	2-4	3-4	1-7	8	2	11	0	2	0	0	29
SYRACUSE	12/2/2014	W, 68-65	1-1	4-11	1-3	1-2	4-5	9	3	10	2	2	0	1	28
NJIT	12/6/2014	L, 70-72	1-1	0-6	0-0	1-2	1-1	2	0	1	1	0	0	0	18
EASTERN MICHIGAN	12/9/2014	L, 42-45	1-1	0-2	0-1	2-2	0-4	4	3	2	0	1	0	0	17
at 3/3 Arizona	12/13/2014	L, 53-80	1-1	3-8	1-4	1-2	0-4	4	4	8	2	2	0	3	19
SMU	12/20/2014	L, 51-62	1-1	0-3	0-2	0-0	1-2	3	2	0	1	1	0	0	14
COPPIN STATE	12/22/2014	W, 72-56	1-1	3-7	2-4	1-2	2-2	4	2	9	1	0	1	0	29
ILLINOIS+	12/30/2014	W, 73-65^	1-1	1-2	0-1	0-0	0-2	2	2	2	1	1	1	0	19
at Purdue+	1/3/2015	L, 51-64	1-1	0-0	0-0	0-0	0-0	0	4	0	0	0	0	0	7
at Penn State+	1/6/2015														
MINNESOTA+	1/10/2015														
at Ohio State+	1/13/2015														
NORTHWESTERN+	1/17/2015														
at Rutgers+	1/20/2015														
WISCONSIN+	1/24/2015														
NEBRASKA+	1/27/2015														
at Michigan State+	2/1/2015														
IOWA+	2/5/2015														
at Indiana+	2/8/2015														
at Illinois+	2/12/2015														
MICHIGAN STATE+	2/17/2015														
OHIO STATE+	2/22/2015														
at Maryland+	2/28/2015														
at Northwestern+	3/3/2015														
RUTGERS+	3/7/2015														
BTT First Round	3/11/2015														
BTT Second Round	3/12/2015														
BTT Quarterfinal	3/13/2015														
BTT Semifinal	3/14/2015														
BTT Championship	3/15/2015														

^ overtime

POINTS

Career: 11, Nicholls State (11/29/14)
2014-15: 11, Nicholls State (11/29/14)

FIELD GOALS

Career: 4, Syracuse (12/2/14)
2014-15: 4, Syracuse (12/2/14)

FIELD GOAL ATTEMPTS

Career: 11, Syracuse (12/2/14)
2014-15: 11, Syracuse (12/2/14)

3-POINT FIELD GOALS

Career: 2 (2x), last: Coppin State (12/22/14)
2014-15: 2 (2x), last: Coppin State (12/22/14)

3-POINT FIELD GOAL ATTEMPTS

Career: 4 (3x), last: Coppin State (12/22/14)
2014-15: 4 (3x), last: Coppin State (12/22/14)

FREE THROWS

Career: 3, Nicholls State (11/29/14)
2014-15: 3, Nicholls State (11/29/14)

FREE THROW ATTEMPTS

Career: 4 (2x), last: Nicholls St. (11/29/14)
2014-15: 4 (2x), last: Nicholls St. (11/29/14)

REBOUNDS

Career: 9, Syracuse (12/2/14)
2014-15: 9, Syracuse (12/2/14)

ASSISTS

Career: 3 (2x), last: vs. Oregon (11/24/14)
2014-15: 3 (2x), last: vs. Oregon (11/24/14)

BLOCKS

Career: 1 (3x), last: Illinois (12/30/14)
2014-15: 1 (3x), last: Illinois (12/30/14)

STEALS

Career: 4, Hillsdale (11/15/14)
2014-15: 4, Hillsdale (11/15/14)


MINUTES

Career: 30, Hillsdale (11/15/14)
2014-15: 30, Hillsdale (11/15/14)

Player Statistics

M

5



D.J. WILSON

- > Freshman
- > Forward | 6-9 | 220
- > Sacramento, Calif. | Capital Christian School
- > College of Literature, Science & the Arts | Undecided major
- > Born February 19, 1996 in Mt. Shasta, Calif

D.J. WILSON | CAREER STATISTICS

Career	G	S	Min	Avg	FG	FGA	FG%	3FG	3FGA	3FG%	FT	FTA	FT%	Off	Def	Reb	Avg	Foul	DQ	Ast	Avg	TO	Blk	Stl	Pts	Avg	W	L
2014-15	5	0	24	4.8	1	4	.250	0	1	.000	0	0	.000	1	5	6	1.2	4	0	0	0.0	1	3	0	2	0.4	8	6
Totals	5	0	24	4.8	1	4	.250	0	1	.000	0	0	.000	1	5	6	1.2	4	0	0	0.0	1	3	0	2	0.4	8	6

Big Ten	G	S	Min	Avg	FG	FGA	FG%	3FG	3FGA	3FG%	FT	FTA	FT%	Off	Def	Reb	Avg	Foul	DQ	Ast	Avg	TO	Blk	Stl	Pts	Avg	W	L
2014-15	0	0	0	0.0	0	0	.000	0	0	.000	0	0	.000	0	0	0	0.0	0	0	0	0.0	0	0	0	0	0.0	1	1
Totals	0	0	0	0.0	0	0	.000	0	0	.000	0	0	.000	0	0	0	0.0	0	0	0	0.0	0	0	0	0	0.0	1	1

D.J. WILSON | 2014-15 GAME-BY-GAME

OPPONENT	DATE	RESULT	G-S	FG	3FG	FT	O-D	REB	PF	PTS	A	TO	BLK	STL	MIN
HILLSDALE COLLEGE	11/15/2014	W, 92-68	1-0	1-2	0-0	0-0	1-3	4	0	2	0	0	1	0	9
BUCKNELL	11/17/2014	W, 77-53	1-0	0-1	0-1	0-0	0-1	1	0	0	0	0	1	0	8
DETROIT	11/20/2014	W, 71-62	1-0	0-0	0-0	0-0	0-1	1	3	0	0	1	1	0	5
vs. Oregon	11/24/2014	W, 70-63	1-0	0-0	0-0	0-0	0-0	0	1	0	0	0	0	0	1
vs. 12/11 Villanova	11/25/2014	L, 55-60	1-0	0-1	0-0	0-0	0-0	0	0	0	0	0	0	0	1
NICHOLLS STATE	11/29/2014	W, 91-62	DNP												
SYRACUSE	12/2/2014	W, 68-65	DNP												
NJIT	12/6/2014	L, 70-72	DNP												
EASTERN MICHIGAN	12/9/2014	L, 42-45	DNP												
at 3/3 Arizona	12/13/2014	L, 53-80	DNP												
SMU	12/20/2014	L, 51-62	DNP												
COPPIN STATE	12/22/2014	W, 72-56	DNP												
ILLINOIS+	12/30/2014	W, 73-65^	DNP												
at Purdue+	1/3/2015	L, 51-64	DNP												
at Penn State+	1/6/2015		DNP												
MINNESOTA+	1/10/2015		DNP												
at Ohio State+	1/13/2015		DNP												
NORTHWESTERN+	1/17/2015		DNP												
at Rutgers+	1/20/2015		DNP												
WISCONSIN+	1/24/2015		DNP												
NEBRASKA+	1/27/2015		DNP												
at Michigan State+	2/1/2015		DNP												
IOWA+	2/5/2015		DNP												
at Indiana+	2/8/2015		DNP												
at Illinois+	2/12/2015		DNP												
MICHIGAN STATE+	2/17/2015		DNP												
OHIO STATE+	2/22/2015		DNP												
at Maryland+	2/28/2015		DNP												
at Northwestern+	3/3/2015		DNP												
RUTGERS+	3/7/2015		DNP												
BTT First Round	3/11/2015		DNP												
BTT Second Round	3/12/2015		DNP												
BTT Quarterfinal	3/13/2015		DNP												
BTT Semifinal	3/14/2015		DNP												
BTT Championship	3/15/2015		DNP												

^ overtime

POINTS

Career: 2, Hillsdale (11/15/14)
 2014-15: 2, Hillsdale (11/15/14)

FIELD GOALS

Career: 1, Hillsdale (11/15/14)
 2014-15: 1, Hillsdale (11/15/14)

FIELD GOAL ATTEMPTS

Career: 2, Hillsdale (11/15/14)
 2014-15: 2, Hillsdale (11/15/14)

3-POINT FIELD GOALS

Career:
 2014-15:

3-POINT FIELD GOAL ATTEMPTS

Career: 1, Bucknell (11/17/14)
 2014-15: 1, Bucknell (11/17/14)

FREE THROWS

Career:
 2014-15:

FREE THROW ATTEMPTS

Career:
 2014-15:

REBOUNDS

Career: 4, Hillsdale (11/15/14)
 2014-15: 4, Hillsdale (11/15/14)

ASSISTS

Career:
 2014-15:

BLOCKS

Career: 1 (3x), last: Detroit (11/20/14)
 2014-15: 1 (3x), last: Detroit (11/20/14)

STEALS

Career:
 2014-15:


MINUTES

Career: 9, Hillsdale (11/15/14)
 2014-15: 9, Hillsdale (11/15/14)

Player Statistics

M

10



DERRICK WALTON JR.

- > Sophomore
- > Guard | 6-0 | 185
- > Detroit, Mich. | Chandler Park Academy
- > School of Kinesiology | Sport Management major
- > Born April 3, 1995 in Detroit, Mich.

DERRICK WALTON JR. | CAREER STATISTICS

Career	G	S	Min	Avg	FG	FGA	FG%	3FG	3FGA	3FG%	FT	FTA	FT%	Off	Def	Reb	Avg	Foul	DQ	Ast	Avg	TO	Blk	Stl	Pts	Avg	W	L
2013-14	37	36	989	26.7	91	212	.429	43	105	.410	69	87	.793	14	98	112	3.0	63	0	106	2.9	56	1	21	294	7.9	28	9
2014-15	13	13	425	32.7	38	107	.355	17	53	.321	39	50	.780	6	50	56	4.3	21	0	44	3.4	20	1	16	132	10.2	8	6
Totals	50	49	1414	28.3	129	319	.404	60	158	.380	108	137	.788	20	148	168	3.4	84	0	150	3.0	76	2	37	426	8.5	36	15

Big Ten	G	S	Min	Avg	FG	FGA	FG%	3FG	3FGA	3FG%	FT	FTA	FT%	Off	Def	Reb	Avg	Foul	DQ	Ast	Avg	TO	Blk	Stl	Pts	Avg	W	L
2013-14	18	17	483	26.8	43	99	.434	20	46	.435	46	57	.807	8	50	58	3.2	30	0	53	2.9	22	0	10	152	8.4	15	3
2014-15	2	2	53	26.5	2	17	.118	1	6	.167	3	3	1.000	1	6	7	3.5	3	0	3	1.5	3	0	2	8	4.0	1	1
Totals	20	19	536	26.8	45	116	.388	21	52	.404	49	60	.817	9	56	65	3.3	33	0	56	2.8	25	0	12	160	8.0	16	4

DERRICK WALTON JR. | 2014-15 GAME-BY-GAME

OPPONENT	DATE	RESULT	G-S	FG	3FG	FT	O-D	REB	PF	PTS	A	TO	BLK	STL	MIN
HILLSDALE COLLEGE	11/15/2014	W, 92-68	1-1	5-8	3-4	9-10	0-4	4	1	22	4	1	0	1	34
BUCKNELL	11/17/2014	W, 77-53	1-1	5-9	1-2	4-7	1-7	8	0	15	2	1	0	2	35
DETROIT	11/20/2014	W, 71-62	1-1	4-10	2-5	6-7	0-6	6	3	16	3	2	0	0	40
vs. Oregon	11/24/2014	W, 70-63	1-1	1-3	0-0	4-4	0-4	4	4	6	2	0	0	0	24
vs. 12/11 Villanova	11/25/2014	L, 55-60	1-1	4-11	2-6	0-0	0-5	5	1	10	4	1	0	1	35
NICHOLLS STATE	11/29/2014	W, 91-62	DNP												
SYRACUSE	12/2/2014	W, 68-65	1-1	1-7	1-6	0-1	1-2	3	1	3	2	0	0	1	26
NJIT	12/6/2014	L, 70-72	1-1	5-9	2-5	4-4	2-1	3	2	16	3	4	0	1	38
EASTERN MICHIGAN	12/9/2014	L, 42-45	1-1	3-8	0-3	3-3	1-5	6	4	9	5	3	0	4	35
at 3/3 Arizona	12/13/2014	L, 53-80	1-1	2-7	0-2	3-7	0-3	3	0	7	5	0	0	1	34
SMU	12/20/2014	L, 51-62	1-1	4-13	3-10	0-0	0-2	2	1	11	2	2	0	3	38
COPPIN STATE	12/22/2014	W, 72-56	1-1	2-5	2-4	3-4	0-5	5	1	9	9	3	1	0	33
ILLINOIS+	12/30/2014	W, 73-65 [^]	1-1	0-8	0-2	0-0	0-4	4	1	0	1	1	0	1	27
at Purdue+	1/3/2015	L, 51-64	1-1	2-9	1-4	3-3	1-2	3	2	8	2	2	0	1	26
at Penn State+	1/6/2015														
MINNESOTA+	1/10/2015														
at Ohio State+	1/13/2015														
NORTHWESTERN+	1/17/2015														
at Rutgers+	1/20/2015														
WISCONSIN+	1/24/2015														
NEBRASKA+	1/27/2015														
at Michigan State+	2/1/2015														
IOWA+	2/5/2015														
at Indiana+	2/8/2015														
at Illinois+	2/12/2015														
MICHIGAN STATE+	2/17/2015														
OHIO STATE+	2/22/2015														
at Maryland+	2/28/2015														
at Northwestern+	3/3/2015														
RUTGERS+	3/7/2015														
BTT First Round	3/11/2015														
BTT Second Round	3/12/2015														
BTT Quarterfinal	3/13/2015														
BTT Semifinal	3/14/2015														
BTT Championship	3/15/2015														

[^] overtime

POINTS

Career: 22, Hillsdale (11/15/14)
 2014-15: 22, Hillsdale (11/15/14)

FIELD GOALS

Career: 6 (3x), last: Purdue (1/30/14)
 2014-15: 5 (3x), last: NJIT (12/6/14)

FIELD GOAL ATTEMPTS

Career: 13, SMU (12/20/14)
 2014-15: 13, SMU (12/20/14)

3-POINT FIELD GOALS

Career: 3 (5x), last: SMU (12/20/14)
 2014-15: 3 (2x), last: SMU (12/20/14)

3-POINT FIELD GOAL ATTEMPTS

Career: 10, SMU (12/20/14)
 2014-15: 10, SMU (12/20/14)

FREE THROWS

Career: 9 (2x), last: Hillsdale (11/15/14)
 2014-15: 9, Hillsdale (11/15/14)

FREE THROW ATTEMPTS

Career: 10 (2x), Hillsdale (11/15/14)
 2014-15: 10, Hillsdale (11/15/14)

REBOUNDS

Career: 10, at Ohio State (2/11/14)
 2014-15: 8, Bucknell (11/17/14)

ASSISTS

Career: 9, Coppin State (12/22/14)
 2014-15: 9, Coppin State (12/22/14)

BLOCKS

Career: 1 (2x), last: Coppin State (12/22/14)
 2014-15: 1, Coppin State (12/22/14)

STEALS

Career: 4, Eastern Michigan (12/9/14)
 2014-15: 4, Eastern Michigan (12/9/14)


MINUTES

Career: 40, Detroit (11/20/14)
 2014-15: 40, Detroit (11/20/14)

Player Statistics

M

11



ANDREW DAKICH

- > Sophomore
- > Guard | 6-2 | 190
- > Zionsville, Ind. | Zionsville Community HS
- > School of Kinesiology | Health & Fitness major
- > Born May 10, 1994 in Bloomington, Ind.

ANDREW DAKICH | CAREER STATISTICS

Career	G	S	Min	Avg	FG	FGA	FG%	3FG	3FGA	3FG%	FT	FTA	FT%	Off	Def	Reb	Avg	Foul	DQ	Ast	Avg	TO	Blk	Stl	Pts	Avg	W	L
2013-14	12	0	24	2.0	1	4	.250	1	1	1.000	0	0	.000	1	3	4	0.3	3	0	5	0.4	2	0	0	3	0.3	28	9
2014-15	0	0	0	0.0	0	0	.000	0	0	.000	0	0	.000	0	0	0	0.0	0	0	0	0.0	0	0	0	0	0.0	8	6
Totals	12	0	24	2.0	1	4	.250	1	1	1.000	0	0	.000	1	3	4	0.3	3	0	5	0.4	2	0	0	3	0.3	35	15

Big Ten	G	S	Min	Avg	FG	FGA	FG%	3FG	3FGA	3FG%	FT	FTA	FT%	Off	Def	Reb	Avg	Foul	DQ	Ast	Avg	TO	Blk	Stl	Pts	Avg	W	L
2013-14	4	0	8	2.0	0	0	.000	0	0	.000	0	0	.000	1	0	1	0.3	1	0	1	0.3	1	0	0	0	0.0	15	3
2014-15	0	0	0	0.0	0	0	.000	0	0	.000	0	0	.000	0	0	0	0.0	0	0	0	0.0	0	0	0	0	0.0	1	1
Totals	4	0	8	2.0	0	0	.000	0	0	.000	0	0	.000	1	0	1	0.3	1	0	1	0.3	1	0	0	0.0	16	4	

ANDREW DAKICH | 2014-15 GAME-BY-GAME

OPPONENT	DATE	RESULT	G-S	FG	3FG	FT	O-D	REB	PF	PTS	A	TO	BLK	STL	MIN
HILLSDALE COLLEGE	11/15/2014	W, 92-68	DNP												
BUCKNELL	11/17/2014	W, 77-53	DNP												
DETROIT	11/20/2014	W, 71-62	DNP												
vs. Oregon	11/24/2014	W, 70-63	DNP												
vs. 12/11 Villanova	11/25/2014	L, 55-60	DNP												
NICHOLLS STATE	11/29/2014	W, 91-62	DNP												
SYRACUSE	12/2/2014	W, 68-65	DNP												
NJIT	12/6/2014	L, 70-72	DNP												
EASTERN MICHIGAN	12/9/2014	L, 42-45	DNP												
at 3/3 Arizona	12/13/2014	L, 53-80	DNP												
SMU	12/20/2014	L, 51-62	DNP												
COPPIN STATE	12/22/2014	W, 72-56	DNP												
ILLINOIS+	12/30/2014	W, 73-65 [^]	DNP												
at Purdue+	1/3/2015	L, 51-64	DNP												
at Penn State+	1/6/2015														
MINNESOTA+	1/10/2015														
at Ohio State+	1/13/2015														
NORTHWESTERN+	1/17/2015														
at Rutgers+	1/20/2015														
WISCONSIN+	1/24/2015														
NEBRASKA+	1/27/2015														
at Michigan State+	2/1/2015														
IOWA+	2/5/2015														
at Indiana+	2/8/2015														
at Illinois+	2/12/2015														
MICHIGAN STATE+	2/17/2015														
OHIO STATE+	2/22/2015														
at Maryland+	2/28/2015														
at Northwestern+	3/3/2015														
RUTGERS+	3/7/2015														
BTT First Round	3/11/2015														
BTT Second Round	3/12/2015														
BTT Quarterfinal	3/13/2015														
BTT Semifinal	3/14/2015														
BTT Championship	3/15/2015														

[^] overtime

POINTS

Career: 3, Houston Baptist (12/7/13)
2014-15:

FIELD GOALS

Career: 1, Houston Baptist (12/7/13)
2014-15:

FIELD GOAL ATTEMPTS

Career: 2, Houston Baptist (12/7/13)
2014-15:

3-POINT FIELD GOALS

Career: 1, Houston Baptist (12/7/13)
2014-15:

3-POINT FIELD GOAL ATTEMPTS

Career: 1, Houston Baptist (12/7/13)
2014-15:

FREE THROWS

Career:
2014-15:

FREE THROW ATTEMPTS

Career:
2014-15:

REBOUNDS

Career: 1 (4x), last: vs. MSU (3/16/14)
2014-15:

ASSISTS

Career: 2, Coppin State (11/29/13)
2014-15:

BLOCKS

Career:
2014-15:

STEALS

Career:
2014-15:


MINUTES

Career: 4, Coppin State (11/29/13)
2014-15:

Player Statistics

M

12



MUHAMMAD-ALI ABDUR-RAHKMAN

- > Freshman
- > Guard | 6-4 | 175
- > Allentown, Pa. | Allentown Central Catholic HS
- > College of Literature, Science & the Arts | Undecided major
- > Born September 1, 1994 in Allentown, Pa

MUHAMMAD-ALI ABDUR-RAHKMAN | CAREER STATISTICS

Career	G	S	Min	Avg	FG	FGA	FG%	3FG	3FGA	3FG%	FT	FTA	FT%	Off	Def	Reb	Avg	Foul	DQ	Ast	Avg	TO	Blk	Stl	Pts	Avg	W	L
2014-15	11	0	43	3.9	1	10	.100	0	1	.000	2	2	1.000	0	1	1	0.1	6	0	1	0.1	2	0	2	4	0.4	8	6
Totals	11	0	43	3.9	1	10	.100	0	1	.000	2	2	1.000	0	1	1	0.1	6	0	1	0.1	2	0	2	4	0.4	8	6

Big Ten	G	S	Min	Avg	FG	FGA	FG%	3FG	3FGA	3FG%	FT	FTA	FT%	Off	Def	Reb	Avg	Foul	DQ	Ast	Avg	TO	Blk	Stl	Pts	Avg	W	L
2014-15	2	0	6	3.0	0	0	.000	0	0	.000	0	0	.000	0	0	0	0.0	1	0	0	0.0	0	0	0	0	0.0	1	1
Totals	2	0	6	3.0	0	0	.000	0	0	.000	0	0	.000	0	0	0	0.0	1	0	0	0.0	0	0	0	0.0	1	1	

MUHAMMAD-ALI ABDUR-RAHKMAN | 2014-15 GAME-BY-GAME

OPPONENT	DATE	RESULT	G-S	FG	3FG	FT	O-D	REB	PF	PTS	A	TO	BLK	STL	MIN
HILLSDALE COLLEGE	11/15/2014	W, 92-68	1-0	0-2	0-0	0-0	0-0	0	1	0	0	0	0	0	5
BUCKNELL	11/17/2014	W, 77-53	1-0	0-2	0-0	0-0	0-0	0	1	0	0	1	0	0	4
DETROIT	11/20/2014	W, 71-62	DNP												
vs. Oregon	11/24/2014	W, 70-63	1-0	0-0	0-0	0-0	0-0	0	0	0	0	0	0	0	3
vs. 12/11 Villanova	11/25/2014	L, 55-60	1-0	0-1	0-0	0-0	0-0	0	0	0	1	0	0	0	2
NICHOLLS STATE	11/29/2014	W, 91-62	1-0	0-4	0-1	0-0	0-0	0	2	0	0	1	0	0	12
SYRACUSE	12/2/2014	W, 68-65	DNP												
NJIT	12/6/2014	L, 70-72	DNP												
EASTERN MICHIGAN	12/9/2014	L, 42-45	1-0	1-1	0-0	0-0	0-0	0	1	2	0	0	0	1	1
at 3/3 Arizona	12/13/2014	L, 53-80	1-0	0-0	0-0	0-0	0-1	1	0	0	0	0	0	0	4
SMU	12/20/2014	L, 51-62	1-0	0-0	0-0	0-0	0-0	0	0	0	0	0	0	1	3
COPPIN STATE	12/22/2014	W, 72-56	1-0	0-0	0-0	2-2	0-0	0	0	2	0	0	0	0	3
ILLINOIS+	12/30/2014	W, 73-65^	1-0	0-0	0-0	0-0	0-0	0	0	0	0	0	0	0	1
at Purdue+	1/3/2015	L, 51-64	1-0	0-0	0-0	0-0	0-0	0	1	0	0	0	0	0	5
at Penn State+	1/6/2015														
MINNESOTA+	1/10/2015														
at Ohio State+	1/13/2015														
NORTHWESTERN+	1/17/2015														
at Rutgers+	1/20/2015														
WISCONSIN+	1/24/2015														
NEBRASKA+	1/27/2015														
at Michigan State+	2/1/2015														
IOWA+	2/5/2015														
at Indiana+	2/8/2015														
at Illinois+	2/12/2015														
MICHIGAN STATE+	2/17/2015														
OHIO STATE+	2/22/2015														
at Maryland+	2/28/2015														
at Northwestern+	3/3/2015														
RUTGERS+	3/7/2015														
BTT First Round	3/11/2015														
BTT Second Round	3/12/2015														
BTT Quarterfinal	3/13/2015														
BTT Semifinal	3/14/2015														
BTT Championship	3/15/2015														

^ overtime

POINTS

Career: 2, Eastern Michigan (12/9/14)
2014-15: 2, Eastern Michigan (12/9/14)

FIELD GOALS

Career: 1, Eastern Michigan (12/9/14)
2014-15: 1, Eastern Michigan (12/9/14)

FIELD GOAL ATTEMPTS

Career: 4, Nicholls State (11/29/14)
2014-15: 4, Nicholls State (11/29/14)

3-POINT FIELD GOALS

Career:
2014-15:

3-POINT FIELD GOAL ATTEMPTS

Career: 1, Nicholls State (11/29/14)
2014-15: 1, Nicholls State (11/29/14)

FREE THROWS

Career: 2, Coppin State (12/22/14)
2014-15: 2, Coppin State (12/22/14)

FREE THROW ATTEMPTS

Career: 2, Coppin State (12/22/14)
2014-15: 2, Coppin State (12/22/14)

REBOUNDS

Career: 1, at Arizona (12/13/14)
2014-15: 1, at Arizona (12/13/14)

ASSISTS

Career: 1, vs. Villanova (11/25/14)
2014-15: 1, vs. Villanova (11/25/14)

BLOCKS

Career:
2014-15:

STEALS

Career: 1 (2x), last: SMU (12/20/14)
2014-15: 1 (2x), last: SMU (12/20/14)

MINUTES

Career: 12, Nicholls State (11/29/14)
2014-15: 12, Nicholls State (11/29/14)

Player Statistics

M

20



SEAN LONERGAN

- > Sophomore
- > Guard | 6-5 | 200
- > Fishers, Ind. | Fishers HS
- > College of Literature, Science & the Arts | English major
- > Born May 3, 1995 in Lake Forest, Ill.

SEAN LONERGAN | CAREER STATISTICS

Career	G	S	Min	Avg	FG	FGA	FG%	3FG	3FGA	3FG%	FT	FTA	FT%	Off	Def	Reb	Avg	Foul	DQ	Ast	Avg	TO	Blk	Stl	Pts	Avg	W	L
2013-14	11	0	23	2.1	2	5	.400	0	1	.000	2	2	1.000	2	2	4	0.4	0	0	1	0.1	1	2	1	6	0.5	28	9
2014-15	5	0	14	2.8	1	1	1.000	0	0	.000	0	0	.000	1	1	2	0.4	2	0	0	0.0	2	0	0	2	0.4	8	6
Totals	16	0	37	2.3	3	6	.500	0	1	.000	2	2	1.000	3	3	6	0.4	2	0	1	0.1	3	2	1	8	0.5	36	15

Big Ten	G	S	Min	Avg	FG	FGA	FG%	3FG	3FGA	3FG%	FT	FTA	FT%	Off	Def	Reb	Avg	Foul	DQ	Ast	Avg	TO	Blk	Stl	Pts	Avg	W	L
2013-14	4	0	10	2.5	1	1	1.000	0	0	.000	0	0	.000	0	0	0	0.0	0	0	1	0.3	2	0	1	2	0.5	15	3
2014-15	0	0	0	0.0	0	0	.000	0	0	.000	0	0	.000	0	0	0	0.0	0	0	0	0.0	0	0	0	0.0	1	1	
Totals	4	0	10	2.5	1	1	1.000	0	0	.000	0	0	.000	0	0	0	0.0	0	0	1	0.3	2	0	1	2	0.5	16	4

SEAN LONERGAN | 2014-15 GAME-BY-GAME

OPPONENT	DATE	RESULT	G-S	FG	3FG	FT	O-D	REB	PF	PTS	A	TO	BLK	STL	MIN
HILLSDALE COLLEGE	11/15/2014	W, 92-68	1-0	0-0	0-0	0-0	0-0	0	0	0	0	0	0	0	2
BUCKNELL	11/17/2014	W, 77-53	1-0	0-0	0-0	0-0	0-0	0	0	0	0	0	0	0	1
DETROIT	11/20/2014	W, 71-62	DNP												
vs. Oregon	11/24/2014	W, 70-63	DNP												
vs. 12/11 Villanova	11/25/2014	L, 55-60	DNP												
NICHOLLS STATE	11/29/2014	W, 91-62	1-0	1-1	0-0	0-0	0-0	0	2	2	0	1	0	0	7
SYRACUSE	12/2/2014	W, 68-65	DNP												
NJIT	12/6/2014	L, 70-72	DNP												
EASTERN MICHIGAN	12/9/2014	L, 42-45	DNP												
at 3/3 Arizona	12/13/2014	L, 53-80	1-0	0-0	0-0	0-0	0-1	1	0	0	0	0	0	0	2
SMU	12/20/2014	L, 51-62	DNP												
COPPIN STATE	12/22/2014	W, 72-56	1-0	0-0	0-0	0-0	1-0	1	0	0	0	1	0	0	2
ILLINOIS+	12/30/2014	W, 73-65 [^]	DNP												
at Purdue+	1/3/2015	L, 51-64	DNP												
at Penn State+	1/6/2015														
MINNESOTA+	1/10/2015														
at Ohio State+	1/13/2015														
NORTHWESTERN+	1/17/2015														
at Rutgers+	1/20/2015														
WISCONSIN+	1/24/2015														
NEBRASKA+	1/27/2015														
at Michigan State+	2/1/2015														
IOWA+	2/5/2015														
at Indiana+	2/8/2015														
at Illinois+	2/12/2015														
MICHIGAN STATE+	2/17/2015														
OHIO STATE+	2/22/2015														
at Maryland+	2/28/2015														
at Northwestern+	3/3/2015														
RUTGERS+	3/7/2015														
BTT First Round	3/11/2015														
BTT Second Round	3/12/2015														
BTT Quarterfinal	3/13/2015														
BTT Semifinal	3/14/2015														
BTT Championship	3/15/2015														

[^] overtime

POINTS

Career: 2 (4x), last: Nicholls St. (11/29/14)
 2014-15: 2, Nicholls State (11/29/14)

FIELD GOALS

Career: 1 (3x), last: Nicholls St. (11/29/14)
 2014-15: 1, Nicholls State (11/29/14)

FIELD GOAL ATTEMPTS

Career: 1 (6x), last: Nicholls St. (11/29/14)
 2014-15: 1, Nicholls State (11/29/14)

3-POINT FIELD GOALS

Career:
 2014-15:

3-POINT FIELD GOAL ATTEMPTS

Career: 1, Coppin State (11/29/13)
 2014-15:

FREE THROWS

Career: 2, Coppin State (11/29/13)
 2014-15:

FREE THROW ATTEMPTS

Career: 2, Coppin State (11/29/13)
 2014-15:

REBOUNDS

Career: 2 (2x), last: Coppin State (11/29/13)
 2014-15: 1 (2x), last: Coppin State (12/22/14)

ASSISTS

Career: 1, Northwestern (1/5/14)
 2014-15:

BLOCKS

Career: 1, UMass-Lowell (11/8/13)
 2014-15:

STEALS


Career: 1, Northwestern (1/5/14)
 2014-15:

MINUTES

Career: 7, Nicholls State (11/29/14)
 2014-15: 7, Nicholls State (11/29/14)

Player Statistics

M
21



ZAK IRVIN

- > Sophomore
- > Guard | 6-6 | 215
- > Fishers, Ind. | Hamilton Southeastern HS
- > School of Kinesiology | Sport Management major
- > Born September 5, 1994 on Fishers, Ind.

ZAK IRVIN | CAREER STATISTICS

Career	G	S	Min	Avg	FG	FGA	FG%	3FG	3FGA	3FG%	FT	FTA	FT%	Off	Def	Reb	Avg	Foul	DQ	Ast	Avg	TO	Blk	Stl	Pts	Avg	W	L
2013-14	37	0	569	15.4	85	196	.434	62	146	.425	15	21	.714	14	35	49	1.3	35	0	13	0.4	16	3	9	247	6.7	28	9
2014-15	14	14	492	35.1	72	182	.396	38	107	.355	22	28	.786	16	36	52	3.7	18	0	10	0.7	14	2	13	204	14.6	8	6
Totals	51	14	1061	20.8	157	378	.415	100	253	.395	37	49	.755	30	71	101	2.0	53	0	23	0.5	30	5	22	451	8.8	36	15

Big Ten	G	S	Min	Avg	FG	FGA	FG%	3FG	3FGA	3FG%	FT	FTA	FT%	Off	Def	Reb	Avg	Foul	DQ	Ast	Avg	TO	Blk	Stl	Pts	Avg	W	L
2013-14	18	0	281	15.6	40	92	.435	29	68	.426	10	13	.769	6	14	20	1.1	16	0	3	0.2	8	2	5	119	6.6	15	3
2014-15	2	2	79	39.5	6	27	.222	4	14	.286	5	6	.833	1	8	9	4.5	3	0	2	1.0	2	0	2	21	10.5	1	1
Totals	20	2	360	18.0	46	119	.387	33	82	.402	15	19	.789	7	22	29	1.5	19	0	5	0.3	10	2	7	140	7.0	16	4

ZAK IRVIN | 2014-15 GAME-BY-GAME

OPPONENT	DATE	RESULT	G-S	FG	3FG	FT	O-D	REB	PF	PTS	A	TO	BLK	STL	MIN
HILLSDALE COLLEGE	11/15/2014	W, 92-68	1-1	8-12	3-6	2-2	0-1	1	1	21	0	1	0	1	29
BUCKNELL	11/17/2014	W, 77-53	1-1	8-13	4-5	3-4	1-4	5	0	23	1	0	1	0	32
DETROIT	11/20/2014	W, 71-62	1-1	6-16	4-10	2-4	1-2	3	1	18	1	3	0	0	38
vs. Oregon	11/24/2014	W, 70-63	1-1	6-11	3-6	4-4	3-2	5	4	19	0	0	0	1	38
vs. 12/11 Villanova	11/25/2014	L, 55-60	1-1	4-13	1-7	2-2	1-2	3	1	11	2	2	0	0	37
NICHOLLS STATE	11/29/2014	W, 91-62	1-1	5-11	4-8	0-0	1-2	3	2	14	0	1	0	1	27
SYRACUSE	12/2/2014	W, 68-65	1-1	7-17	4-11	0-0	2-0	2	2	18	0	1	0	1	40
NJIT	12/6/2014	L, 70-72	1-1	2-11	1-8	0-0	0-2	2	0	5	1	0	1	1	39
EASTERN MICHIGAN	12/9/2014	L, 42-45	1-1	3-12	2-8	2-2	0-5	5	0	10	0	0	0	1	38
at 3/3 Arizona	12/13/2014	L, 53-80	1-1	6-13	2-6	0-0	2-0	2	2	14	0	1	0	0	24
SMU	12/20/2014	L, 51-62	1-1	6-15	3-11	2-4	2-3	5	2	17	0	2	0	3	38
COPPIN STATE	12/22/2014	W, 72-56	1-1	5-11	3-7	0-0	2-5	7	0	13	3	1	0	2	33
ILLINOIS+	12/30/2014	W, 73-65^	1-1	4-15	3-10	2-2	0-5	5	2	13	1	0	0	1	42
at Purdue+	1/3/2015	L, 51-64	1-1	2-12	1-4	3-4	1-3	4	1	8	1	2	0	1	37
at Penn State+	1/6/2015														
MINNESOTA+	1/10/2015														
at Ohio State+	1/13/2015														
NORTHWESTERN+	1/17/2015														
at Rutgers+	1/20/2015														
WISCONSIN+	1/24/2015														
NEBRASKA+	1/27/2015														
at Michigan State+	2/1/2015														
IOWA+	2/5/2015														
at Indiana+	2/8/2015														
at Illinois+	2/12/2015														
MICHIGAN STATE+	2/17/2015														
OHIO STATE+	2/22/2015														
at Maryland+	2/28/2015														
at Northwestern+	3/3/2015														
RUTGERS+	3/7/2015														
BTT First Round	3/11/2015														
BTT Second Round	3/12/2015														
BTT Quarterfinal	3/13/2015														
BTT Semifinal	3/14/2015														
BTT Championship	3/15/2015														

^ overtime

POINTS

Career: 24, Coppin State (11/29/13)
2014-15: 23, Bucknell (11/17/14)

FIELD GOALS

Career: 9, Coppin State (11/29/13)
2014-15: 8 (2x), last: Bucknell (11/17/14)

FIELD GOAL ATTEMPTS

Career: 17, Syracuse (12/2/14)
2014-15: 17, Syracuse (12/2/14)

3-POINT FIELD GOALS

Career: 6, Coppin State (11/29/13)
2014-15: 4 (4x), last: Syracuse (12/2/14)

3-POINT FIELD GOAL ATTEMPTS

Career: 11 (2x), last: SMU (12/20/14)
2014-15: 11 (2x), last: SMU (12/20/14)

FREE THROWS

Career: 4 (2x), last: vs. Oregon (11/24/14)
2014-15: 4, vs. Oregon (11/24/14)

FREE THROW ATTEMPTS

Career: 5, at Ohio State (2/11/14)
2014-15: 4 (5x), last: at Purdue (1/3/15)

REBOUNDS

Career: 7, Coppin State (12/22/14)
2014-15: 7, Coppin State (12/22/14)

ASSISTS

Career: 3 (2x), last: Coppin State (12/22/14)
2014-15: 3, Coppin State (12/22/14)

BLOCKS

Career: 1 (5x), last: NJIT (12/6/14)
2014-15: 1 (5x), last: NJIT (12/6/14)

STEALS

Career: 3, SMU (12/20/14)
2014-15: 3, SMU (12/20/14)

MINUTES

Career: 42, Illinois (12/30/14)
2014-15: 42, Illinois (12/30/14)

Player Statistics

M

22



DUNCAN ROBINSON

- > Sophomore
- > Forward | 6-8 | 190
- > New Castle, N.H. | Phillips Exeter Academy (N.H.)
- > College of Literature, Science & the Arts | Undecided major
- > Born April 22, 1994 in York, Maine

DUNCAN ROBINSON | CAREER STATISTICS

Career	G	S	Min	Avg	FG	FGA	FG%	3FG	3FGA	3FG%	FT	FTA	FT%	Off	Def	Reb	Avg	Foul	DQ	Ast	Avg	TO	Blk	Stl	Pts	Avg	W	L
2013-14	32	31	1110	34.7	194	348	.557	81	179	.453	79	90	.878	24	184	208	6.5	75	2	59	1.8	35	38	36	548	17.1	28	5
2014-15	sitting out season due to NCAA transfer rules																											
Totals	32	31	1110	34.7	194	348	.557	81	179	.453	79	90	.878	24	184	208	6.5	75	2	59	1.8	35	38	36	548	17.1	36	11

Big Ten	G	S	Min	Avg	FG	FGA	FG%	3FG	3FGA	3FG%	FT	FTA	FT%	Off	Def	Reb	Avg	Foul	DQ	Ast	Avg	TO	Blk	Stl	Pts	Avg	W	L
2013-14	9	9	323	35.9	59	97	.608	32	61	.525	20	24	.833	2	45	47	5.2	15	0	19	2.1	10	10	11	170	18.9	9	1
2014-15	sitting out season due to NCAA transfer rules																											
Totals	9	9	323	35.9	59	97	.608	32	61	.525	20	24	.833	2	45	47	5.2	15	0	19	2.1	10	10	11	170	18.9	10	2

DUNCAN ROBINSON | 2014-15 GAME-BY-GAME

OPPONENT	DATE	RESULT	G-S	FG	3FG	FT	O-D	REB	PF	PTS	A	TO	BLK	STL	MIN
HILLSDALE COLLEGE	11/15/2014	W, 92-68	DNP, transfer												
BUCKNELL	11/17/2014	W, 77-53	DNP, transfer												
DETROIT	11/20/2014	W, 71-62	DNP, transfer												
vs. Oregon	11/24/2014	W, 70-63	DNP, transfer												
vs. 12/11 Villanova	11/25/2014	L, 55-60	DNP, transfer												
NICHOLLS STATE	11/29/2014	W, 91-62	DNP, transfer												
SYRACUSE	12/2/2014	W, 68-65	DNP, transfer												
NJIT	12/6/2014	L, 70-72	DNP, transfer												
EASTERN MICHIGAN	12/9/2014	L, 42-45	DNP, transfer												
at 3/3 Arizona	12/13/2014	L, 53-80	DNP, transfer												
SMU	12/20/2014	L, 51-62	DNP, transfer												
COPPIN STATE	12/22/2014	W, 72-56	DNP, transfer												
ILLINOIS+	12/30/2014	W, 73-65 [^]	DNP, transfer												
at Purdue+	1/3/2015	L, 51-64	DNP, transfer												
at Penn State+	1/6/2015		DNP, transfer												
MINNESOTA+	1/10/2015		DNP, transfer												
at Ohio State+	1/13/2015		DNP, transfer												
NORTHWESTERN+	1/17/2015		DNP, transfer												
at Rutgers+	1/20/2015		DNP, transfer												
WISCONSIN+	1/24/2015		DNP, transfer												
NEBRASKA+	1/27/2015		DNP, transfer												
at Michigan State+	2/1/2015		DNP, transfer												
IOWA+	2/5/2015		DNP, transfer												
at Indiana+	2/8/2015		DNP, transfer												
at Illinois+	2/12/2015		DNP, transfer												
MICHIGAN STATE+	2/17/2015		DNP, transfer												
OHIO STATE+	2/22/2015		DNP, transfer												
at Maryland+	2/28/2015		DNP, transfer												
at Northwestern+	3/3/2015		DNP, transfer												
RUTGERS+	3/7/2015		DNP, transfer												
BTT First Round	3/11/2015		DNP, transfer												
BTT Second Round	3/12/2015		DNP, transfer												
BTT Quarterfinal	3/13/2015		DNP, transfer												
BTT Semifinal	3/14/2015		DNP, transfer												
BTT Championship	3/15/2015		DNP, transfer												

[^] overtime

POINTS

Career: 30, vs. Amherst (3/21/14)
2014-15: none

FIELD GOALS

Career: 13, vs. Amherst (3/21/14)
2014-15: none

FIELD GOAL ATTEMPTS

Career: 18, vs. Amherst (3/21/14)
2014-15: none

3-POINT FIELD GOALS

Career: 7, Bowdoin (1/17/14)
2014-15: none

3-POINT FIELD GOAL ATTEMPTS

Career: 12, Hamilton (1/25/14)
2014-15: none

FREE THROWS

Career: 7, Springfield (12/7/13)
2014-15: none

FREE THROW ATTEMPTS

Career: 7, Springfield (12/7/13)
2014-15: none

REBOUNDS

Career: 14, at Mary Washington (3/15/14)
2014-15: none

ASSISTS

Career: 6 (2x), last: Tufts (2/8/14)
2014-15: none

BLOCKS

Career: 4, at Washington & Lee (12/30/13)
2014-15: none

STEALS

Career: 4, at Connecticut College (2/14/14)
2014-15: none


MINUTES

Career: 41, Tufts (2/22/14)
2014-15: none

Player Statistics

M

23



CARIS LEVERT

- > Sophomore
- > Guard | 6-5 | 185
- > Pickerington, Ohio | Central High School
- > College of Literature, Science & the Arts | Undecided major
- > Born August 25, 1994 in Columbus, Ohio

CARIS LEVERT | CAREER STATISTICS

Career	G	S	Min	Avg	FG	FGA	FG%	3FG	3FGA	3FG%	FT	FTA	FT%	Off	Def	Reb	Avg	Foul	DQ	Ast	Avg	TO	Blk	Stl	Pts	Avg	W	L
2012-13	33	1	356	10.8	28	89	.315	13	43	.302	7	14	.500	6	30	36	1.1	39	0	25	0.8	10	2	6	76	2.3	31	8
2013-14	37	37	1258	34.0	163	371	.439	60	147	.408	92	120	.767	19	141	160	4.3	63	0	109	2.9	62	10	44	478	12.9	28	9
2014-15	14	14	513	36.6	71	171	.415	26	65	.400	36	45	.800	5	68	73	5.2	23	0	55	3.9	31	4	26	204	14.6	8	6
Totals	84	52	2127	25.3	262	631	.415	99	255	.388	135	179	.754	30	239	269	3.2	125	0	189	2.3	103	16	76	758	9.0	67	23

Big Ten	G	S	Min	Avg	FG	FGA	FG%	3FG	3FGA	3FG%	FT	FTA	FT%	Off	Def	Reb	Avg	Foul	DQ	Ast	Avg	TO	Blk	Stl	Pts	Avg	W	L
2012-13	18	0	196	10.9	16	51	.314	7	25	.280	7	12	.583	1	18	19	1.1	25	0	7	0.4	5	0	5	46	2.6	12	6
2013-14	18	18	632	35.1	80	187	.428	30	68	.441	55	66	.833	12	72	84	4.7	33	0	51	2.8	32	3	24	245	13.6	15	3
2014-15	2	2	80	40.0	11	27	.407	1	6	.167	2	5	.400	1	7	8	4.0	3	0	8	4.0	3	0	3	25	12.5	1	1
Totals	38	20	908	23.9	107	265	.404	38	99	.384	64	83	.771	14	97	111	2.9	61	0	66	1.7	40	3	32	316	8.3	28	10

CARIS LEVERT | 2014-15 GAME-BY-GAME

OPPONENT	DATE	RESULT	G-S	FG	3FG	FT	O-D	REB	PF	PTS	A	TO	BLK	STL	MIN
HILLSDALE COLLEGE	11/15/2014	W, 92-68	1-1	7-12	4-6	2-3	0-8	8	1	20	9	0	1	1	33
BUCKNELL	11/17/2014	W, 77-53	1-1	2-11	0-3	2-2	0-6	6	1	6	6	0	0	1	29
DETROIT	11/20/2014	W, 71-62	1-1	7-13	1-3	6-7	1-8	9	2	21	3	3	0	1	38
vs. Oregon	11/24/2014	W, 70-63	1-1	3-13	1-4	11-13	0-5	5	2	18	3	2	1	2	39
vs. 12/11 Villanova	11/25/2014	L, 55-60	1-1	7-12	2-4	0-0	0-6	6	4	16	1	2	0	3	39
NICHOLLS STATE	11/29/2014	W, 91-62	1-1	8-12	5-6	3-3	1-2	3	1	24	6	3	1	3	31
SYRACUSE	12/2/2014	W, 68-65	1-1	4-14	2-8	2-4	0-2	2	1	12	6	1	0	2	40
NJIT	12/6/2014	L, 70-72	1-1	11-18	6-8	4-4	1-5	6	2	32	1	3	0	4	38
EASTERN MICHIGAN	12/9/2014	L, 42-45	1-1	4-12	2-5	0-0	0-4	4	1	10	2	3	0	2	38
at 3/3 Arizona	12/13/2014	L, 53-80	1-1	2-9	2-5	2-2	0-3	3	2	8	2	5	0	1	35
SMU	12/20/2014	L, 51-62	1-1	1-8	0-5	2-2	0-5	5	2	4	5	5	0	2	37
COPPIN STATE	12/22/2014	W, 72-56	1-1	4-10	0-2	0-0	1-7	8	1	8	3	1	1	0	35
ILLINOIS+	12/30/2014	W, 73-65^	1-1	9-19	1-5	0-2	1-2	3	1	19	5	1	0	2	42
at Purdue+	1/3/2015	L, 51-64	1-1	2-8	0-1	2-3	0-5	5	2	6	3	2	0	1	38
at Penn State+	1/6/2015														
MINNESOTA+	1/10/2015														
at Ohio State+	1/13/2015														
NORTHWESTERN+	1/17/2015														
at Rutgers+	1/20/2015														
WISCONSIN+	1/24/2015														
NEBRASKA+	1/27/2015														
at Michigan State+	2/1/2015														
IOWA+	2/5/2015														
at Indiana+	2/8/2015														
at Illinois+	2/12/2015														
MICHIGAN STATE+	2/17/2015														
OHIO STATE+	2/22/2015														
at Maryland+	2/28/2015														
at Northwestern+	3/3/2015														
RUTGERS+	3/7/2015														
BTT First Round	3/11/2015														
BTT Second Round	3/12/2015														
BTT Quarterfinal	3/13/2015														
BTT Semifinal	3/14/2015														
BTT Championship	3/15/2015														

^ overtime

POINTS

Career: 32, NJIT (12/6/14)
 2014-15: 32, NJIT (12/6/14)

FIELD GOALS

Career: 11, NJIT (12/6/14)
 2014-15: 11, NJIT (12/6/14)

FIELD GOAL ATTEMPTS

Career: 19, Illinois (12/30/14)
 2014-15: 19, Illinois (12/30/14)

3-POINT FIELD GOALS

Career: 6 (2x), last: NJIT (12/6/14)
 2014-15: 6, NJIT (12/6/14)

3-POINT FIELD GOAL ATTEMPTS

Career: 8 (2x), last: NJIT (12/6/14)
 2014-15: 8 (2x), last: NJIT (12/6/14)

FREE THROWS

Career: 11, vs. Oregon (11/24/14)
 2014-15: 11, vs. Oregon (11/24/14)

FREE THROW ATTEMPTS

Career: 13, vs. Oregon (11/24/14)
 2014-15: 13, vs. Oregon (11/24/14)

REBOUNDS

Career: 11, Purdue (1/30/14)
 2014-15: 8 (2x), last: Coppin State (12/22/14)

ASSISTS

Career: 9, Hillsdale (11/15/14)
 2014-15: 9, Hillsdale (11/15/14)

BLOCKS

Career: 2 (2x), last: Purdue (1/30/14)
 2014-15: 1 (4x), last: Coppin State (12/22/14)

STEALS


Career: 4 (2x), last: NJIT (12/6/14)
 2014-15: 4, NJIT (12/6/14)

MINUTES

Career: 42, Illinois (12/30/14)
 2014-15: 42, Illinois (12/30/14)

Player Statistics

M
24



AUBREY DAWKINS

- > Freshman
- > Guard/Forward | 6-6 | 190
- > Palo Alto, Calif. | New Hampton Prep (N.H.)
- > College of Literature, Science & the Arts | Undecided major
- > Born May 8, 1995 in Durham, N.C.

AUBREY DAWKINS | CAREER STATISTICS

Career	G	S	Min	Avg	FG	FGA	FG%	3FG	3FGA	3FG%	FT	FTA	FT%	Off	Def	Reb	Avg	Foul	DQ	Ast	Avg	TO	Blk	Stl	Pts	Avg	W	L
2014-15	12	0	105	8.8	12	28	.429	8	19	.421	3	4	.750	8	12	20	1.7	9	0	1	0.1	7	0	1	35	2.9	8	6
Totals	12	0	105	8.8	12	28	.429	8	19	.421	3	4	.750	8	12	20	1.7	9	0	1	0.1	7	0	1	35	2.9	8	6

Big Ten	G	S	Min	Avg	FG	FGA	FG%	3FG	3FGA	3FG%	FT	FTA	FT%	Off	Def	Reb	Avg	Foul	DQ	Ast	Avg	TO	Blk	Stl	Pts	Avg	W	L
2014-15	2	0	42	21.0	6	10	.600	6	8	.750	2	2	1.000	2	5	7	3.5	5	0	0	0.0	2	0	0	20	10.0	1	1
Totals	2	0	42	21.0	6	10	.600	6	8	.750	2	2	1.000	2	5	7	3.5	5	0	0	0.0	2	0	0	20	10.0	1	1

AUBREY DAWKINS | 2014-15 GAME-BY-GAME

OPPONENT	DATE	RESULT	G-S	FG	3FG	FT	O-D	REB	PF	PTS	A	TO	BLK	STL	MIN
HILLSDALE COLLEGE	11/15/2014	W, 92-68	1-0	1-2	1-1	0-0	2-1	3	0	3	0	0	0	0	6
BUCKNELL	11/17/2014	W, 77-53	1-0	0-0	0-0	0-0	1-0	1	0	0	0	1	0	0	5
DETROIT	11/20/2014	W, 71-62	DNP												
vs. Oregon	11/24/2014	W, 70-63	1-0	1-1	0-0	0-0	0-1	1	0	2	0	1	0	0	7
vs. 12/11 Villanova	11/25/2014	L, 55-60	1-0	0-0	0-0	0-0	0-0	0	0	0	0	0	0	0	0+
NICHOLLS STATE	11/29/2014	W, 91-62	1-0	2-5	1-2	0-0	2-2	4	1	5	0	1	0	0	18
SYRACUSE	12/2/2014	W, 68-65	DNP												
NJIT	12/6/2014	L, 70-72	1-0	0-0	0-0	0-0	0-1	1	0	0	0	0	0	0	0+
EASTERN MICHIGAN	12/9/2014	L, 42-45	1-0	0-1	0-1	0-0	0-1	1	1	0	0	0	0	0	5
at 3/3 Arizona	12/13/2014	L, 53-80	1-0	0-3	0-3	0-0	0-0	0	2	0	0	2	0	0	12
SMU	12/20/2014	L, 51-62	1-0	0-1	0-1	0-0	0-0	0	0	0	1	0	0	0	3
COPPIN STATE	12/22/2014	W, 72-56	1-0	2-5	0-3	1-2	1-1	2	0	5	0	0	0	1	7
ILLINOIS+	12/30/2014	W, 73-65^	1-0	6-8	6-7	2-2	2-3	5	3	20	0	1	0	0	24
at Purdue+	1/3/2015	L, 51-64	1-0	0-2	0-1	0-0	0-2	2	2	0	0	1	0	0	18
at Penn State+	1/6/2015														
MINNESOTA+	1/10/2015														
at Ohio State+	1/13/2015														
NORTHWESTERN+	1/17/2015														
at Rutgers+	1/20/2015														
WISCONSIN+	1/24/2015														
NEBRASKA+	1/27/2015														
at Michigan State+	2/1/2015														
IOWA+	2/5/2015														
at Indiana+	2/8/2015														
at Illinois+	2/12/2015														
MICHIGAN STATE+	2/17/2015														
OHIO STATE+	2/22/2015														
at Maryland+	2/28/2015														
at Northwestern+	3/3/2015														
RUTGERS+	3/7/2015														
BTT First Round	3/11/2015														
BTT Second Round	3/12/2015														
BTT Quarterfinal	3/13/2015														
BTT Semifinal	3/14/2015														
BTT Championship	3/15/2015														

^ overtime

POINTS

Career: 20, Illinois (12/30/14)
2014-15: 20, Illinois (12/30/14)

FIELD GOALS

Career: 6, Illinois (12/30/14)
2014-15: 6, Illinois (12/30/14)

FIELD GOAL ATTEMPTS

Career: 8, Illinois (12/30/14)
2014-15: 8, Illinois (12/30/14)

3-POINT FIELD GOALS

Career: 6, Illinois (12/30/14)
2014-15: 6, Illinois (12/30/14)

3-POINT FIELD GOAL ATTEMPTS

Career: 7, Illinois (12/30/14)
2014-15: 7, Illinois (12/30/14)

FREE THROWS

Career: 2, Illinois (12/30/14)
2014-15: 2, Illinois (12/30/14)

FREE THROW ATTEMPTS

Career: 2 (2x), last: Illinois (12/30/14)
2014-15: 2 (2x), last: Illinois (12/30/14)

REBOUNDS

Career: 5, Illinois (12/30/14)
2014-15: 5, Illinois (12/30/14)

ASSISTS

Career: 1, SMU (12/20/14)
2014-15: 1, SMU (12/20/14)

BLOCKS

Career: -
2014-15: -

STEALS


Career: 1, Coppin State (12/22/14)
2014-15: 1, Coppin State (12/22/14)

MINUTES

Career: 24, Illinois (12/30/14)
2014-15: 24, Illinois (12/30/14)

Player Statistics

M
30



AUSTIN HATCH

- > Freshman
- > Guard | 6-6 | 215
- > Fort Wayne, Ind. | Loyola High School [Calif.]
- > College of Literature, Science & the Arts | Undecided major
- > Born October 18, 1994 in Fort Wayne, Ind.

AUSTIN HATCH | CAREER STATISTICS

Career	G	S	Min	Avg	FG	FGA	FG%	3FG	3FGA	3FG%	FT	FTA	FT%	Off	Def	Reb	Avg	Foul	DQ	Ast	Avg	TO	Blk	Stl	Pts	Avg	W	L
2014-15	3	0	3	1.0	0	1	.000	0	1	.000	1	3	.333	0	0	0	0.0	0	0	0	0.0	1	0	0	1	0.3	8	6
Totals	3	0	3	1.0	0	1	.000	0	1	.000	1	3	.333	0	0	0	0.0	0	0	0	0.0	1	0	0	1	0.3	8	6

Big Ten	G	S	Min	Avg	FG	FGA	FG%	3FG	3FGA	3FG%	FT	FTA	FT%	Off	Def	Reb	Avg	Foul	DQ	Ast	Avg	TO	Blk	Stl	Pts	Avg	W	L
2014-15	0	0	0	0.0	0	0	.000	0	0	.000	0	0	.000	0	0	0	0.0	0	0	0	0.0	0	0	0	0	0.0	1	1
Totals	0	0	0	0.0	0	0	.000	0	0	.000	0	0	.000	0	0	0	0.0	0	0	0	0.0	0	0	0	0.0	1	1	

AUSTIN HATCH | 2014-15 GAME-BY-GAME

OPPONENT	DATE	RESULT	G-S	FG	3FG	FT	O-D	REB	PF	PTS	A	TO	BLK	STL	MIN
HILLSDALE COLLEGE	11/15/2014	W, 92-68	1-0	0-0	0-0	0-0	0-0	0	0	0	0	0	0	0	1
BUCKNELL	11/17/2014	W, 77-53	DNP												
DETROIT	11/20/2014	W, 72-62	DNP												
vs. Oregon	11/24/2014	W, 70-63	DNP												
vs. 12/11 Villanova	11/25/2014	L, 55-60	DNP												
NICHOLLS STATE	11/29/2014	W, 91-62	1-0	0-0	0-0	0-0	0-0	0	0	0	0	1	0	0	2
SYRACUSE	12/2/2014	W, 68-65	DNP												
NJIT	12/6/2014	L, 70-72	DNP												
EASTERN MICHIGAN	12/9/2014	L, 42-45	DNP												
at 3/3 Arizona	12/13/2014	L, 53-80	DNP												
SMU	12/20/2014	L, 51-62	DNP												
COPPIN STATE	12/22/2014	W, 72-56	1-0	0-1	0-1	1-3	0-0	0	0	1	0	0	0	0	0+
ILLINOIS+	12/30/2014	W, 73-65^	DNP												
at Purdue+	1/3/2015	L, 51-64	DNP												
at Penn State+	1/6/2015														
MINNESOTA+	1/10/2015														
at Ohio State+	1/13/2015														
NORTHWESTERN+	1/17/2015														
at Rutgers+	1/20/2015														
WISCONSIN+	1/24/2015														
NEBRASKA+	1/27/2015														
at Michigan State+	2/1/2015														
IOWA+	2/5/2015														
at Indiana+	2/8/2015														
at Illinois+	2/12/2015														
MICHIGAN STATE+	2/17/2015														
OHIO STATE+	2/22/2015														
at Maryland+	2/28/2015														
at Northwestern+	3/3/2015														
RUTGERS+	3/7/2015														
BTT First Round	3/11/2015														
BTT Second Round	3/12/2015														
BTT Quarterfinal	3/13/2015														
BTT Semifinal	3/14/2015														
BTT Championship	3/15/2015														

^ overtime

POINTS

Career: 1, Coppin State (12/22/14)
2014-15: 1, Coppin State (12/22/14)

FIELD GOALS

Career:
2014-15:

FIELD GOAL ATTEMPTS

Career: 1, Coppin State (12/22/14)
2014-15: 1, Coppin State (12/22/14)

3-POINT FIELD GOALS

Career:
2014-15:

3-POINT FIELD GOAL ATTEMPTS

Career: 1, Coppin State (12/22/14)
2014-15: 1, Coppin State (12/22/14)

FREE THROWS

Career: 1, Coppin State (12/22/14)
2014-15: 1, Coppin State (12/22/14)

FREE THROW ATTEMPTS

Career: 3, Coppin State (12/22/14)
2014-15: 3, Coppin State (12/22/14)

REBOUNDS

Career:
2014-15:

ASSISTS

Career:
2014-15:

BLOCKS

Career:
2014-15:

STEALS


Career:
2014-15:

MINUTES

Career: 2, Nicholls State (11/29/14)
2014-15: 2, Nicholls State (11/29/14)

Player Statistics

M
32



RICKY DOYLE

- > Freshman
- > Forward | 6-9 | 245
- > Cape Coral, Fla. | Bishop Verot HS
- > College of Literature, Science & the Arts | Undecided major
- > Born May 31, 1996 in Pau, France

RICKY DOYLE | CAREER STATISTICS

Career	G	S	Min	Avg	FG	FGA	FG%	3FG	3FGA	3FG%	FT	FTA	FT%	Off	Def	Reb	Avg	Foul	DQ	Ast	Avg	TO	Blk	Stl	Pts	Avg	W	L
2014-15	14	4	250	17.9	40	55	.727	0	0	.000	27	46	.587	23	20	43	3.1	24	0	4	0.3	8	4	2	107	7.6	8	6
Totals	14	4	250	17.9	40	55	.727	0	0	.000	27	46	.587	23	20	43	3.1	24	0	4	0.3	8	4	2	107	7.6	8	6

Big Ten	G	S	Min	Avg	FG	FGA	FG%	3FG	3FGA	3FG%	FT	FTA	FT%	Off	Def	Reb	Avg	Foul	DQ	Ast	Avg	TO	Blk	Stl	Pts	Avg	W	L
2014-15	2	2	41	20.5	8	9	.889	0	0	.000	3	8	.375	1	3	4	2.0	2	0	1	0.5	1	1	2	19	9.5	1	1
Totals	2	2	41	20.5	8	9	.889	0	0	.000	3	8	.375	1	3	4	2.0	2	0	1	0.5	1	1	2	19	9.5	1	1

RICKY DOYLE | 2014-15 GAME-BY-GAME

OPPONENT	DATE	RESULT	G-S	FG	3FG	FT	O-D	REB	PF	PTS	A	TO	BLK	STL	MIN
HILLSDALE COLLEGE	11/15/2014	W, 92-68	1-0	2-2	0-0	3-3	0-1	1	1	7	0	0	0	0	9
BUCKNELL	11/17/2014	W, 77-53	1-0	3-4	0-0	1-2	2-2	4	2	7	0	1	0	0	9
DETROIT	11/20/2014	W, 71-62	1-0	0-0	0-0	0-0	0-0	0	0	0	0	0	0	0	2
vs. Oregon	11/24/2014	W, 70-63	1-0	4-5	0-0	2-4	3-0	3	1	10	0	1	0	0	24
vs. 12/11 Villanova	11/25/2014	L, 55-60	1-0	2-4	0-0	0-0	2-0	2	4	4	0	1	0	0	17
NICHOLLS STATE	11/29/2014	W, 91-62	1-0	6-8	0-0	3-5	4-2	6	3	15	2	2	0	0	21
SYRACUSE	12/2/2014	W, 68-65	1-0	4-6	0-0	4-5	5-1	6	3	12	0	0	1	0	24
NJIT	12/6/2014	L 70-72	1-0	0-1	0-0	2-2	2-2	4	1	2	0	0	1	0	25
EASTERN MICHIGAN	12/9/2014	L, 42-45	1-0	1-1	0-0	2-4	0-1	1	1	4	0	1	0	0	14
at 3/3 Arizona	12/13/2014	L, 53-80	1-0	3-5	0-0	2-2	1-2	3	3	8	0	1	0	0	23
SMU	12/20/2014	L, 51-62	1-1	1-3	0-0	1-2	2-2	4	2	3	1	0	0	0	19
COPPIN STATE	12/22/2014	W, 72-56	1-1	6-7	0-0	4-9	1-4	5	1	16	0	1	0	0	22
ILLINOIS+	12/30/2014	W, 73-65 [^]	1-1	5-6	0-0	3-6	1-1	2	1	13	1	0	0	1	21
at Purdue+	1/3/2015	L, 51-64	1-1	3-3	0-0	0-2	0-2	2	1	6	0	1	1	1	20
at Penn State+	1/6/2015														
MINNESOTA+	1/10/2015														
at Ohio State+	1/13/2015														
NORTHWESTERN+	1/17/2015														
at Rutgers+	1/20/2015														
WISCONSIN+	1/24/2015														
NEBRASKA+	1/27/2015														
at Michigan State+	2/1/2015														
IOWA+	2/5/2015														
at Indiana+	2/8/2015														
at Illinois+	2/12/2015														
MICHIGAN STATE+	2/17/2015														
OHIO STATE+	2/22/2015														
at Maryland+	2/28/2015														
at Northwestern+	3/3/2015														
RUTGERS+	3/7/2015														
BTT First Round	3/11/2015														
BTT Second Round	3/12/2015														
BTT Quarterfinal	3/13/2015														
BTT Semifinal	3/14/2015														
BTT Championship	3/15/2015														

[^] overtime

POINTS

Career: 16, Coppin State (12/22/14)
 2014-15: 16, Coppin State (12/22/14)

FIELD GOALS

Career: 6 (2x), last: Coppin State (12/22/14)
 2014-15: 6 (2x), last: Coppin State (12/22/14)

FIELD GOAL ATTEMPTS

Career: 8, Nicholls State (11/29/14)
 2014-15: 8, Nicholls State (11/29/14)

3-POINT FIELD GOALS

Career: -
 2014-15: -

3-POINT FIELD GOAL ATTEMPTS

Career: -
 2014-15: -

FREE THROWS

Career: 4 (2x), last: Coppin State (12/22/14)
 2014-15: 4 (2x), last: Coppin State (12/22/14)

FREE THROW ATTEMPTS

Career: 9, Coppin State (12/22/14)
 2014-15: 9, Coppin State (12/22/14)

REBOUNDS

Career: 6 (2x), last: Syracuse (12/2/14)
 2014-15: 6 (2x), last: Syracuse (12/2/14)

ASSISTS

Career: 2, Nicholls State (11/29/14)
 2014-15: 2, Nicholls State (11/29/14)

BLOCKS

Career: 1 (4x), last: at Purdue (1/3/15)
 2014-15: 1 (4x), last: at Purdue (1/3/15)

STEALS

Career: 1 (2x), last: at Purdue (1/3/15)
 2014-15: 1 (2x), last: at Purdue (1/3/15)

MINUTES

Career: 25, NJIT (12/6/14)
 2014-15: 25, NJIT (12/6/14)

Player Statistics

M
34



MARK DONNAL

- > Sophomore/Freshman
- > Forward | 6-9 | 240
- > Monclova, Ohio | Anthony Wayne HS
- > School of Kinesiology | Sport Management major
- > Born May 5, 1995 in Toledo, Ohio

MARK DONNAL | CAREER STATISTICS

Career	G	S	Min	Avg	FG	FGA	FG%	3FG	3FGA	3FG%	FT	FTA	FT%	Off	Def	Reb	Avg	Foul	DQ	Ast	Avg	TO	Blk	Stl	Pts	Avg	W	L
2013-14 (RS)	redshirt season																											
2014-15	14	10	190	13.6	22	37	.595	5	11	.455	14	22	.636	15	19	34	2.4	29	0	4	0.3	7	6	4	63	4.5	8	6
Totals	14	10	190	13.6	22	37	.595	5	11	.455	14	22	.636	15	19	34	2.4	29	0	4	0.3	7	6	4	63	4.5	36	15

Big Ten	G	S	Min	Avg	FG	FGA	FG%	3FG	3FGA	3FG%	FT	FTA	FT%	Off	Def	Reb	Avg	Foul	DQ	Ast	Avg	TO	Blk	Stl	Pts	Avg	W	L
2013-14 (RS)	redshirt season																											
2014-15	2	0	26	13.0	0	5	.000	0	3	.000	0	2	.000	4	3	7	3.5	6	0	1	0.5	1	0	0	0	0.0	1	1
Totals	2	0	26	13.0	0	5	.000	0	3	.000	0	2	.000	4	3	7	3.5	6	0	1	0.5	1	0	0	0	0.0	16	4

MARK DONNAL | 2014-15 GAME-BY-GAME

OPPONENT	DATE	RESULT	G-S	FG	3FG	FT	O-D	REB	PF	PTS	A	TO	BLK	STL	MIN
HILLSDALE COLLEGE	11/15/2014	W, 92-68	1-1	3-4	0-0	3-4	3-1	4	0	9	1	2	1	2	26
BUCKNELL	11/17/2014	W, 77-53	1-1	2-4	0-1	0-1	3-1	4	3	4	0	0	2	0	11
DETROIT	11/20/2014	W, 71-62	1-1	1-2	0-0	0-0	1-2	3	0	2	0	0	1	1	15
vs. Oregon	11/24/2014	W, 70-63	1-1	2-3	0-0	0-0	0-0	0	2	4	0	0	1	0	11
vs. 12/11 Villanova	11/25/2014	L, 55-60	1-1	1-2	0-0	1-3	0-0	0	4	3	1	0	0	0	13
NICHOLLS STATE	11/29/2014	W, 91-62	1-1	1-1	0-0	4-4	0-5	5	1	6	0	1	0	0	14
SYRACUSE	12/2/2014	W, 68-65	1-1	1-2	0-0	0-0	0-0	0	2	2	0	1	0	0	8
NUJIT	12/6/2014	L, 70-72	1-1	2-2	1-1	2-2	1-1	2	2	7	0	0	0	0	15
EASTERN MICHIGAN	12/9/2014	L, 42-45	1-1	0-0	0-0	0-0	0-2	2	0	0	0	0	1	1	15
at 3/3 Arizona	12/13/2014	L, 53-80	1-1	2-2	1-1	0-0	1-0	1	2	5	0	0	0	0	10
SMU	12/20/2014	L, 51-62	1-0	4-6	2-3	3-4	2-2	4	4	13	1	1	0	0	14
COPPIN STATE	12/22/2014	W, 72-56	1-0	3-4	1-2	1-2	0-2	2	3	8	0	1	0	0	12
ILLINOIS+	12/30/2014	W, 73-65^	1-0	0-3	0-2	0-0	2-3	5	2	0	1	1	0	0	21
at Purdue+	1/3/2015	L, 51-64	1-0	0-2	0-1	0-2	2-0	2	4	0	0	0	0	0	5
at Penn State+	1/6/2015														
MINNESOTA+	1/10/2015														
at Ohio State+	1/13/2015														
NORTHWESTERN+	1/17/2015														
at Rutgers+	1/20/2015														
WISCONSIN+	1/24/2015														
NEBRASKA+	1/27/2015														
at Michigan State+	2/1/2015														
IOWA+	2/5/2015														
at Indiana+	2/8/2015														
at Illinois+	2/12/2015														
MICHIGAN STATE+	2/17/2015														
OHIO STATE+	2/22/2015														
at Maryland+	2/28/2015														
at Northwestern+	3/3/2015														
RUTGERS+	3/7/2015														
BTT First Round	3/11/2015														
BTT Second Round	3/12/2015														
BTT Quarterfinal	3/13/2015														
BTT Semifinal	3/14/2015														
BTT Championship	3/15/2015														

^ overtime

POINTS

Career: 13, SMU (12/20/14)
2014-15: 13, SMU (12/20/14)

FIELD GOALS

Career: 4, SMU (12/20/14)
2014-15: 4, SMU (12/20/14)

FIELD GOAL ATTEMPTS

Career: 6, SMU (12/20/14)
2014-15: 6, SMU (12/20/14)6

3-POINT FIELD GOALS

Career: 2, SMU (12/20/14)
2014-15: 2, SMU (12/20/14)

3-POINT FIELD GOAL ATTEMPTS

Career: 3, SMU (12/20/14)
2014-15: 3, SMU (12/20/14)

FREE THROWS

Career: 4, Nicholls State (11/29/14)
2014-15: 4, Nicholls State (11/29/14)

FREE THROW ATTEMPTS

Career: 4 (3x), last: SMU (12/20/14)
2014-15: 4 (3x), last: SMU (12/20/14)

REBOUNDS

Career: 5 (2x), last: Illinois (12/30/14)
2014-15: 5 (2x), last: Illinois (12/30/14)

ASSISTS

Career: 1 (4x), last: Illinois (12/30/14)
2014-15: 1 (4x), last: Illinois (12/30/14)

BLOCKS

Career: 2, Bucknell (11/17/14)
2014-15: 2, Bucknell (11/17/14)

STEALS

Career: 2, Hillsdale (11/15/14)
2014-15: 2, Hillsdale (11/15/14)

MINUTES

Career: 26, Hillsdale (11/15/14)
2014-15: 26, Hillsdale (11/15/14)

Player Statistics

M

44



MAX BIELFELDT

- > Senior
- > Forward | 6-7 | 245
- > Peoria, Ill. | Peoria Notre Dame HS
- > School of Kinesiology | Sport Management major
- > Born June 7, 1993 in Peoria, Ill.

MAX BIELFELDT | CAREER STATISTICS

Career	G	S	Min	Avg	FG	FGA	FG%	3FG	3FGA	3FG%	FT	FTA	FT%	Off	Def	Reb	Avg	Foul	DQ	Ast	Avg	TO	Blk	Stl	Pts	Avg	W	L
2011-12 (RS)	redshirt season																											
2012-13	20	0	106	5.3	9	20	.450	0	2	.000	5	12	.417	15	16	31	1.6	8	0	3	0.2	3	1	3	23	1.2	31	8
2013-14	19	0	89	4.7	6	21	.286	3	9	.333	0	1	.000	8	12	20	1.1	14	0	0	0.0	2	2	2	15	0.8	28	9
2014-15	12	0	116	9.7	17	33	.515	5	11	.455	4	8	.500	12	15	27	2.3	16	0	3	0.3	10	3	2	43	3.6	8	6
Totals	51	0	311	6.1	32	74	.432	8	22	.364	9	21	.429	35	43	78	1.5	38	0	6	0.1	15	6	7	81	1.6	67	23

Big Ten	G	S	Min	Avg	FG	FGA	FG%	3FG	3FGA	3FG%	FT	FTA	FT%	Off	Def	Reb	Avg	Foul	DQ	Ast	Avg	TO	Blk	Stl	Pts	Avg	W	L
2011-12 (RS)	redshirt season																											
2012-13	10	0	60	6.0	4	9	.444	0	0	.000	5	10	.500	7	5	12	1.2	6	0	1	0.1	1	0	2	13	1.3	12	6
2013-14	7	0	22	3.1	2	6	.333	2	4	.500	0	0	.000	0	5	5	0.7	4	0	0	0.0	0	0	0	6	0.9	15	3
2014-15	2	0	18	9.0	3	6	.500	2	4	.500	0	0	.000	2	4	6	3.0	1	0	1	0.5	2	1	1	8	4.0	1	1
Totals	19	0	100	5.3	9	21	.429	4	8	.500	5	10	.500	9	14	23	1.2	11	0	2	0.1	3	1	3	27	1.4	28	10

MAX BIELFELDT | 2014-15 GAME-BY-GAME

OPPONENT	DATE	RESULT	G-S	FG	3FG	FT	O-D	REB	PF	PTS	A	TO	BLK	STL	MIN
HILLSDALE COLLEGE	11/15/2014	W, 91-68	DNP												
BUCKNELL	11/17/2014	W, 77-53	1-0	7-9	3-3	1-2	2-1	3	3	18	0	0	0	0	16
DETROIT	11/20/2014	W, 71-62	1-0	2-3	0-0	0-0	2-3	5	1	4	2	0	1	0	20
vs. Oregon	11/24/2014	W, 70-63	1-0	0-0	0-0	0-0	0-1	1	0	0	0	0	0	0	3
vs. 12/11 Villanova	11/25/2014	L, 55-60	1-0	1-3	0-0	0-0	1-2	3	4	2	0	3	0	0	10
NICHOLLS STATE	11/29/2014	W, 91-62	1-0	2-3	0-0	0-0	2-0	2	1	4	0	0	0	0	7
SYRACUSE	12/2/2014	W, 68-65	1-0	0-0	0-0	0-0	1-0	1	1	0	0	2	0	0	7
NJIT	12/6/2014	L, 70-72	DNP												
EASTERN MICHIGAN	12/9/2014	L, 42-45	1-0	2-3	0-0	1-2	0-1	1	1	5	0	0	0	0	11
at 3/3 Arizona	12/13/2014	L, 53-80	1-0	0-4	0-2	0-0	0-1	1	2	0	0	0	1	1	11
SMU	12/20/2014	L, 51-62	1-0	0-1	0-1	1-2	1-1	2	1	1	0	0	0	0	7
COPPIN STATE	12/22/2014	W, 72-56	1-0	0-1	0-1	1-2	1-1	2	1	1	0	3	0	0	6
ILLINOIS+	12/30/2014	W, 73-65 [^]	1-0	1-2	0-0	0-0	2-2	4	0	2	0	0	0	0	3
at Purdue+	1/3/2015	L, 51-64	1-0	2-4	2-4	0-0	0-2	2	1	6	1	2	1	1	15
at Penn State+	1/6/2015														
MINNESOTA+	1/10/2015														
at Ohio State+	1/13/2015														
NORTHWESTERN+	1/17/2015														
at Rutgers+	1/20/2015														
WISCONSIN+	1/24/2015														
NEBRASKA+	1/27/2015														
at Michigan State+	2/1/2015														
IOWA+	2/5/2015														
at Indiana+	2/8/2015														
at Illinois+	2/12/2015														
MICHIGAN STATE+	2/17/2015														
OHIO STATE+	2/22/2015														
at Maryland+	2/28/2015														
at Northwestern+	3/3/2015														
RUTGERS+	3/7/2015														
BTT First Round	3/11/2015														
BTT Second Round	3/12/2015														
BTT Quarterfinal	3/13/2015														
BTT Semifinal	3/14/2015														
BTT Championship	3/15/2015														

[^] overtime

POINTS

Career: 18, Bucknell (11/17/14)
 2014-15: 18, Bucknell (11/17/14)

FIELD GOALS

Career: 7, Bucknell (11/17/14)
 2014-15: 7, Bucknell (11/17/14)

FIELD GOAL ATTEMPTS

Career: 9, Bucknell (11/17/14)
 2014-15: 9, Bucknell (11/17/14)

3-POINT FIELD GOALS

Career: 3, Bucknell (11/17/14)
 2014-15: 3, Bucknell (11/17/14)

3-POINT FIELD GOAL ATTEMPTS

Career: 4, at Purdue (1/3/15)
 2014-15: 4, at Purdue (1/3/15)

FREE THROWS

Career: 2 (2x), last: at Illinois (1/27/13)
 2014-15: 1 (4x), last: Coppin State (12/22/14)

FREE THROW ATTEMPTS

Career: 4 (2x), last: at Illinois (1/27/13)
 2014-15: 2 (4x), last: Coppin State (12/22/14)

REBOUNDS

Career: 6, IUPUI (11/12/12)
 2014-15: 5, Detroit (11/20/14)

ASSISTS

Career: 2 (2x), last: Detroit (11/20/14)
 2014-15: 2, Detroit (11/20/14)

BLOCKS

Career: 1 (6x), last: at Purdue (1/3/15)
 2014-15: 1 (3x), last: at Purdue (1/3/15)

STEALS

Career: 1 (6x), last: at Purdue (1/3/15)
 2014-15: 1 (2x), last: at Purdue (1/3/15)

MINUTES

Career: 20, Detroit (11/20/14)
 2014-15: 20, Detroit (11/20/14)

2014-15 Schedule & Results

Overall: 8-6 **Home: 7-3** **Road: 0-2** **Neutral: 1-1**
Big Ten: 1-1 **Home: 1-0** **Road: 0-1** **Neutral: 0-0**

Preseason			Michigan	Opponent	Michigan	Opponent	Michigan	
Date	Opponent	Result	High Scorer	High Scorer	High Rebounder	High Rebounder	High Assists	Attendance
Nov. 10	WAYNE STATE (EXH)	W, 86-43	C. LeVert (16)	M. Lewis (15)	K. Chatman (6)	three with (5)	C. LeVert (6)	10,510

Regular Season			Michigan	Opponent	Michigan	Opponent	Michigan	
Date	Opponent	Result	High Scorer	High Scorer	High Rebounder	High Rebounder	High Assists	Attendance
Nov. 15	HILLSDALE COLLEGE	W, 92-68	D. Walton Jr. (22)	K. Cooper (28)	C. LeVert (8)	K. Cooper (10)	C. LeVert (9)	12,707 [^]
Nov. 17	BUCKNELL ¹	W, 77-53	Z. Irvin (23)	C. Hass (21)	D. Walton Jr. (8)	N. Foulland (7)	two with (6)	12,181
Nov. 20	DETROIT ¹	W, 71-62	C. LeVert (21)	J. Howard Jr. (24)	C. LeVert (9)	J. Howard Jr. (8)	S. Albrecht (4)	11,812
Nov. 24	vs. Oregon ²	W, 70-63	Z. Irvin (19)	J. Young (19)	two with (5)	D. Benjamin (11)	three with (3)	8,465
Nov. 25	vs. 12/11 Villanova ²	L, 55-60	C. LeVert (16)	D. Ennis (15)	C. LeVert (6)	J. Pinkston (9)	D. Walton Jr. (4)	8,093
Nov. 29	NICHOLLS STATE	W, 91-62	C. LeVert (24)	J. Frye (15)	K. Chatman (8)	two with (6)	S. Albrecht (8)	11,139
Dec. 2	SYRACUSE ³	W, 68-65	Z. Irvin (18)	T. Cooney (16)	K. Chatman (9)	C. McCullough (12)	S. Albrecht (9)	12,707 [^]
Dec. 6	NJIT	L, 70-72	C. LeVert (32)	D. Lynn (20)	C. LeVert (6)	D. Holiday (6)	D. Walton Jr. (3)	12,226
Dec. 9	EASTERN MICHIGAN	L, 42-45	two with (10)	J. Price (11)	D. Walton Jr. (6)	K. Ward (7)	D. Walton Jr. (5)	11,926
Dec. 13	at 3/3 Arizona	L, 53-80	Z. Irvin (14)	S. Johnson (17)	K. Chatman (4)	three with (7)	D. Walton Jr. (5)	14,655 [^]
Dec. 20	SMU	L, 51-62	Z. Irvin (17)	N. Moore (17)	two with (5)	R. Manuel (8)	C. LeVert (5)	12,221
Dec. 22	COPPIN STATE	W, 72-56	R. Doyle (16)	two with (11)	C. LeVert (8)	S. Smith (6)	D. Walton Jr. (9)	11,989
Dec. 30	ILLINOIS+	W, 73-65 ot	A. Dawkins (20)	M. Hill (19)	S. Albrecht (6)	R. Rice (11)	two with (5)	12,707 [^]
Jan. 3	at Purdue+	L, 51-64	S. Albrecht (17)	V. Edwards (16)	C. LeVert (5)	A.J. Hammons (12)	C. LeVert (3)	11,271
Jan. 6	at Penn State+	7 p.m.						
Jan. 10	MINNESOTA+	Noon/1 p.m.						
Jan. 13	at Ohio State+	7 p.m.						
Jan. 17	NORTHWESTERN+	8:15 p.m.						
Jan. 20	at Rutgers+	6:30 p.m.						
Jan. 24	WISCONSIN+	4 or 7 p.m.						
Jan. 27	NEBRASKA+	7 p.m.						
Feb. 1	at Michigan State+	1 p.m.						
Feb. 5	IOWA+	7 p.m.						
Feb. 8	at Indiana+	1 p.m.						
Feb. 12	at Illinois+	8 p.m. CT						
Feb. 17	MICHIGAN STATE+	9 p.m.						
Feb. 22	OHIO STATE+	1/3/5:15 p.m.						
Feb. 28	at Maryland+	TBD						
March 3	at Northwestern+	8 p.m. CT						
March 7	RUTGERS+	Noon/2:15 p.m.						

2015 Big Ten Tournament			Michigan	Opponent	Michigan	Opponent	Michigan	
Date	Opponent	Result	High Scorer	High Scorer	High Rebounder	High Rebounder	High Assists	Attendance
March 11	BTT First Round	TBD						
March 12	BTT Second Round	TBD						
March 13	BTT Quarterfinal	TBD						
March 14	BTT Semifinal	12:40/3:05 p.m. CT						
March 15	BTT Championship	2:30 p.m. CT						

2015 NCAA Tournament			Michigan	Opponent	Michigan	Opponent	Michigan	
Date	Opponent	Result	High Scorer	High Scorer	High Rebounder	High Rebounder	High Assists	Attendance
March 17-18	NCAA First Four							
March 19-22	NCAA 2nd & 3rd Rounds							
March 26-29	NCAA Regional							
April 4	NCAA Final Four							
April 6	NCAA Championship							

Home games in **BOLDFACE CAPS** | + indicates Big Ten Conference game | [^] sell out

1: Progressive Legends Classic, Regional Round, Ann Arbor, Mich. (Crisler Center)

2: Progressive Legends Classic, Brooklyn, N.Y. (Barclays Center)

3: ACC/Big Ten Challenge, Ann Arbor, Mich. (Crisler Center)

2014-15 Overall Attendance			
Record: 8-6			
Site	Games	Total	Average
Home	10	121,615	12,162
Away	2	25,926	12,963
Neutral	2	16,558	8,279
Totals	14	164,099	11,721

2014-15 Big Ten Attendance			
Record: 1-1			
Site	Games	Total	Average
Home	1	12,707	12,707
Away	1	11,271	11,271
Neutral	0	0	0
Totals	2	23,978	11,989

Michigan Basketball By the Numbers	
Seasons of Men's Basketball	99th
Total Games	2490 (2320*)
Overall Record	1497-993 (1384-936*)
20-Win Seasons	26
30-Win Seasons	3
Overtime Games	102 (66-36)
Michigan 100-Point Games	103 (98-5)

2014-15 Michigan/Opponent Game-By-Game

		TP	FG-FGA	PCT.	3F-3PA	PCT.	FT-FTA	PCT.	O-D	REB	F-DQ	A	TO	BL	ST	1st	2nd	OT	PNT	TO	2ND	FB	BN
N15	24/23 MICHIGAN	92	30-58	.517	11-19	.579	21-25	.840	8-27	35	7	16	6	4	11	50	42	-	28	25	4	13	16
	HILLSDALE	68	27-58	.466	10-23	.435	4-5	.800	5-23	28	21	18	14	5	2	33	35	-	24	0	4	0	9
N17	24/22 MICHIGAN	77	29-63	.460	8-18	.444	11-18	.611	11-26	37	13	18	6	4	7	48	29	-	32	14	15	2	27
	BUCKNELL	53	19-48	.396	6-20	.300	9-12	.750	4-25	29	21	10	17	1	1	19	34	-	20	7	7	0	14
N20	24/22 MICHIGAN	71	23-53	.434	9-24	.375	16-20	.800	9-28	37	13	14	11	3	3	27	44	-	22	15	9	6	1
	DETROIT	62	23-53	.434	9-19	.474	7-8	.875	2-23	25	20	14	11	1	4	28	34	-	22	11	2	2	15
N24	19/18 MICHIGAN	70	21-46	.457	5-13	.385	23-29	.793	7-22	29	16	11	8	3	3	33	37	-	26	14	5	0	19
	vs. Oregon	63	23-59	.390	5-19	.263	12-18	.667	18-23	41	24-2	10	14	2	3	27	36	-	34	8	17	8	5
N25	19/18 MICHIGAN	55	23-56	.411	6-21	.286	3-5	.600	7-24	31	20	10	11	0	4	20	35	-	18	13	4	0	9
	vs. 12/11 Villanova	60	23-51	.451	6-20	.300	8-13	.615	8-27	35	13	8	13	5	7	27	33	-	30	11	6	13	16
N29	19/18 MICHIGAN	91	32-58	.552	14-24	.583	13-16	.812	13-23	36	15	15	13	1	7	53	38	-	30	18	11	14	26
	NICHOLLS STATE	62	23-56	.411	8-19	.421	8-8	1.000	10-14	24	17	13	14	3	5	20	42	-	26	17	8	6	24
D2	17/16 MICHIGAN	68	25-65	.385	11-33	.333	7-12	.583	17-14	31	14	19	7	1	7	29	39	-	24	20	17	4	23
	SYRACUSE	65	24-48	.500	6-17	.353	11-14	.786	10-26	36	15	13	19	5	5	31	34	-	34	7	13	2	15
D6	17/16 MICHIGAN	70	23-54	.426	11-24	.458	13-14	.929	10-16	26	12-1	8	8	2	6	32	38	-	14	19	12	10	9
	NJIT	72	27-46	.587	11-17	.647	7-9	.778	4-22	26	15	16	13	7	4	27	45	-	26	7	6	9	7
D9	MICHIGAN	42	14-43	.326	4-21	.190	10-13	.769	2-25	27	15	8	13	1	9	21	21	-	16	8	2	2	11
	EASTERN MICHIGAN	45	15-46	.326	6-19	.316	9-12	.750	9-27	36	16	10	17	1	6	19	26	-	14	11	3	4	26
D13	MICHIGAN	53	19-54	.352	7-26	.369	8-13	.615	6-20	26	18	12	12	1	7	25	28	-	16	10	4	6	11
	at 3/3 Arizona	80	32-55	.582	6-17	.353	10-20	.500	9-31	40	15	19	11	3	5	36	44	-	42	17	10	12	23
D20	MICHIGAN	51	17-54	.315	8-36	.222	9-14	.643	8-19	27	15	12	14	0	11	27	24	-	10	11	8	0	16
	SMU	62	23-50	.460	4-14	.286	12-19	.632	11-33	44	16	9	20	0	4	30	32	-	34	10	12	2	14
D22	MICHIGAN	72	25-53	.472	8-26	.308	14-26	.538	9-34	43	10	18	12	3	3	42	30	-	30	13	5	4	17
	COPPIN STATE	56	21-61	.344	9-33	.273	5-6	.833	7-24	31	22	14	11	0	7	26	30	-	12	8	4	12	25
D30	MICHIGAN	73 ot	27-66	.409	10-28	.357	9-14	.643	11-28	39	12	15	5	1	7	26	33	14	24	11	15	7	26
	ILLINOIS+	65	24-58	.414	6-15	.400	11-14	.786	7-29	36	15-1	11	12	4	2	32	27	6	22	4	11	3	22
J3	MICHIGAN	51	15-47	.319	8-20	.400	13-20	.650	4-18	22	20	9	11	2	6	33	18	-	6	11	6	2	23
	at Purdue+	64	21-46	.457	3-13	.231	17-29	.586	11-33	44	18	12	14	3	7	25	39	-	32	11	11	2	18
J6	MICHIGAN at Penn State+																						
J10	MICHIGAN MINNESOTA+																						
J13	MICHIGAN at Ohio State+																						
J17	MICHIGAN NORTHWESTERN+																						
J20	MICHIGAN at Rutgers+																						
J24	MICHIGAN WISCONSIN+																						
J27	MICHIGAN NEBRASKA+																						
F1	MICHIGAN at Michigan State+																						
F5	MICHIGAN IOWA+																						
F8	MICHIGAN at Indiana+																						
F12	MICHIGAN at Illinois+																						
F17	MICHIGAN MICHIGAN STATE+																						
F22	MICHIGAN OHIO STATE+																						
F28	MICHIGAN at Maryland+																						
M3	MICHIGAN at Northwestern+																						
M7	MICHIGAN RUTGERS+																						
M11	MICHIGAN vs. BTT																						
M12	MICHIGAN vs. BTT																						
M13	MICHIGAN vs. BTT																						
M14	MICHIGAN vs. BTT																						
M15	MICHIGAN vs. BTT																						

2014-15 Game-By-Game

		Albrecht (#2)	Chatman (#3)	Wilson (#5)	Walton Jr. (#10)	Dakich (#11)	Abdur-Rahkman (#12)	Lonergan (#20)
N15	HILLSDALE	4-2-2	4-4-0	2-4-0	22-4-4	DNP	0-0-0	0-0-0
N17	BUCKNELL	2-3-6	2-1-3	0-1-0	15-8-2	DNP	0-0-0	0-0-0
N20	DETROIT	6-4-4	4-4-1	0-1-0	16-6-3	DNP	DNP	DNP
N24	vs. Oregon	7-2-4	4-3-3	0-0-0	6-4-2	DNP	0-0-0	DNP
N25	vs. 12/11 Villanova	3-3-1	6-5-0	0-0-0	10-5-4	DNP	0-0-0	DNP
N29	NICHOLLS STATE	10-2-7	11-8-0	DNP	DNP	DNP	0-0-0	2-0-0
D2	SYRACUSE	11-3-9	10-9-2	DNP	3-3-2	DNP	DNP	DNP
D6	NJIT	7-1-2	1-2-1	DNP	16-3-3	DNP	DNP	DNP
D9	EASTERN MICHIGAN	0-2-1	2-4-0	DNP	9-6-5	DNP	2-0-0	DNP
D13	at 3/3 Arizona	3-3-3	8-4-2	DNP	7-3-5	DNP	0-1-0	0-1-0
D20	SMU	2-1-1	0-3-1	DNP	11-2-2	DNP	0-0-0	DNP
D22	COPPIN STATE	0-2-2	9-4-1	DNP	9-5-9	DNP	2-0-0	0-0-0
D30	ILLINOIS+	4-6-5	2-2-1	DNP	0-4-1	DNP	0-0-0	DNP
J3	at Purdue+	17-2-2	0-0-0	DNP	8-3-2	DNP	0-0-0	DNP
J6	at Penn State+							
J10	MINNESOTA+							
J13	at Ohio State+							
J17	NORTHWESTERN+							
J20	at Rutgers+							
J24	WISCONSIN+							
J27	NEBRASKA+							
F1	at Michigan State+							
F5	IOWA+							
F8	at Indiana+							
F12	at Illinois+							
F17	MICHIGAN STATE+							
F22	OHIO STATE+							
F28	at Maryland+							
M3	at Northwestern+							
M7	RUTGERS+							
M11	vs. BTT							
M12	vs. BTT							
M13	vs. BTT							
M14	vs. BTT							
M15	vs. BTT							

		Irvin (#21)	Robinson (#22)	LeVert (#23)	Dawkins (#24)	Hatch (#30)	Doyle (#32)	Donnal (#34)	Bielfeldt (#44)
N15	HILLSDALE	21-1-0	DNP - transfer	20-8-9	3-3-0	0-0-0	7-1-0	9-4-1	DNP
N17	BUCKNELL	23-5-1	DNP - transfer	6-6-6	0-0-0	DNP	7-4-0	4-4-0	18-3-0
N20	DETROIT	18-3-1	DNP - transfer	21-9-3	DNP	DNP	0-0-0	2-3-0	4-5-2
N24	vs. Oregon	19-5-0	DNP - transfer	18-5-3	2-1-0	DNP	10-3-0	4-0-0	0-1-0
N25	vs. 12/11 Villanova	11-3-2	DNP - transfer	16-6-1	0-0-0	DNP	4-2-0	3-0-1	2-3-0
N29	NICHOLLS STATE	14-3-0	DNP - transfer	24-3-6	5-4-0	0-0-0	15-6-2	6-5-0	4-2-0
D2	SYRACUSE	18-2-0	DNP - transfer	12-2-6	DNP	DNP	12-6-0	2-0-0	0-1-0
D6	NJIT	5-2-1	DNP - transfer	32-6-1	0-1-0	DNP	2-4-0	7-2-0	DNP
D9	EASTERN MICHIGAN	10-5-0	DNP - transfer	10-4-2	0-1-0	DNP	4-1-0	0-2-0	5-1-0
D13	at 3/3 Arizona	14-2-0	DNP - transfer	8-3-2	0-0-0	DNP	8-3-0	5-1-0	0-1-0
D20	SMU	17-5-0	DNP - transfer	4-5-5	0-0-1	DNP	3-4-1	13-4-1	1-2-0
D22	COPPIN STATE	13-7-3	DNP - transfer	8-8-3	5-2-0	1-0-0	16-5-0	8-2-0	1-2-0
D30	ILLINOIS+	13-5-1	DNP - transfer	13-5-1	20-5-0	DNP	13-2-1	0-5-1	2-4-0
J3	at Purdue+	8-4-1	DNP - transfer	6-5-3	0-2-0	DNP	6-2-0	0-2-0	6-2-1
J6	at Penn State+		DNP - transfer						
J10	MINNESOTA+		DNP - transfer						
J13	at Ohio State+		DNP - transfer						
J17	NORTHWESTERN+		DNP - transfer						
J20	at Rutgers+		DNP - transfer						
J24	WISCONSIN+		DNP - transfer						
J27	NEBRASKA+		DNP - transfer						
F1	at Michigan State+		DNP - transfer						
F5	IOWA+		DNP - transfer						
F8	at Indiana+		DNP - transfer						
F12	at Illinois+		DNP - transfer						
F17	MICHIGAN STATE+		DNP - transfer						
F22	OHIO STATE+		DNP - transfer						
F28	at Maryland+		DNP - transfer						
M3	at Northwestern+		DNP - transfer						
M7	RUTGERS+		DNP - transfer						
M11	vs. BTT		DNP - transfer						
M12	vs. BTT		DNP - transfer						
M13	vs. BTT		DNP - transfer						
M14	vs. BTT		DNP - transfer						
M15	vs. BTT		DNP - transfer						

2014-15 Statistics

BY VENUE	Overall	B1G	Beilein, U-M	Beilein, B1G
Overall	8-6	1-1	158-100	71-57
Home (Crisler Center)	7-3	1-0	96-30	43-21
Away	0-2	0-1	31-48	28-36
Neutral	1-1	0-0	31-22	0-0
BY HALFTIME	Overall	B1G	Beilein, U-M	Beilein, B1G
Michigan leads at halftime	5-3	0-1	115-28	44-18
Michigan trails at halftime	3-3	1-0	35-69	24-38
Michigan is tied at halftime	0-0	0-0	8-3	3-1
BY OFFENSE	Overall	B1G	Beilein, U-M	Beilein, B1G
U-M scores 100-plus points	0-0	0-0	3-0	0-0
U-M scores 90-plus points	2-0	0-0	10-0	2-0
U-M scores 80-plus points	0-0	0-0	29-0	11-0
U-M scores 70-plus points	5-1	1-0	63-12	32-4
U-M scores 60-plus points	1-0	0-0	43-36	22-20
U-M scores 50-plus points	0-4	0-1	9-42	3-26
U-M scores 40-plus points	0-1	0-0	1-8	1-7
U-M scores 30-plus points	0-0	0-0	0-1	0-0
BY DEFENSE	Overall	B1G	Beilein, U-M	Beilein, B1G
Opponent scores 100-plus points	0-0	0-0	0-0	0-0
Opponent scores 90-plus points	0-0	0-0	0-1	0-0
Opponent scores 80-plus points	0-1	0-0	5-8	1-5
Opponent scores 70-plus points	0-1	0-0	20-36	13-18
Opponent scores 60-plus points	6-3	1-1	60-44	30-27
Opponent scores 50-plus points	2-0	0-0	50-10	19-7
Opponent scores 40-plus points	0-1	0-0	20-1	8-0
Opponent scores 30-plus points	0-0	0-0	3-0	0-0
BY POINT DIFFERENTIAL	Overall	B1G	Beilein, U-M	Beilein, B1G
Games decided by 1-5	1-3	0-0	38-28	22-13
Games decided by 6-10	3-0	1-0	38-27	26-16
Games decided by 11-15	0-2	0-1	26-27	10-17
Games decided by more than 15	4-1	0-0	56-18	13-11
BY OVERTIME	Overall	B1G	Beilein, U-M	Beilein, B1G
Overtime	1-0	1-0	14-3	9-2
Double Overtime	0-0	0-0	0-0	0-0
Triple Overtime	0-0	0-0	0-0	0-0
BY NATIONAL RANKING	Overall	B1G	Beilein, U-M	Beilein, B1G
vs. ranked opponents:	0-2	0-0	25-50	15-28
vs. unranked opponents:	8-4	1-1	133-50	56-29
BY JERSEY	Overall	B1G	Beilein, U-M	Beilein, B1G
White	5-1	1-0	75-12	25-6
Blue	1-2	0-1	31-44	23-26
Maize	2-3	0-0	52-44	23-25
BY MONTH	Overall	B1G	Beilein, U-M	Beilein, B1G
November	5-1	---	37-14	---
December	3-4	1-0	34-17	2-3
January	0-1	0-1	33-29	32-27
February	0-0	0-0	27-23	27-22
March	0-0	0-0	28-17	10-5
BY BROADCAST	Overall	B1G	Beilein, U-M	Beilein, B1G
When playing on BTN	3-2	0-1	70-31	40-28
When playing on BTN-Plus	1-0	0-0	12-0	0-0
When playing on CBS	0-0	0-0	17-23	6-11
When playing on CBS College Sports	0-0	0-0	0-1	0-0
When playing on TBS	0-0	0-0	1-0	0-0
When playing on ESPN	1-1	0-0	29-23	21-14
When playing on ESPN2	1-2	1-0	14-12	4-4
When playing on ESPNU	0-1	0-0	5-5	0-0
When playing on ESPN3	2-0	0-0	5-1	0-0
When playing on Fox Sports 1	0-0	0-0	1-0	0-0
When playing on FSN-Detroit	0-0	0-0	2-0	0-0
When playing on HDNet	0-0	0-0	0-2	0-0
When playing on truTV	0-0	0-0	1-0	0-0
When playing on TNT	0-0	0-0	0-1	0-0
No television	0-0	0-0	1-1	0-0

INSIDE THE GAME	2014-15	Under Beilein
When Michigan leads in FG%, U-M is	5-0	123-7
When opponent leads in FG%, U-M is	2-5	34-92
When game ends tied in FG%, U-M is	1-1	1-1
When Michigan leads in 3FG%, U-M is	5-1	116-20
When opponent leads in 3FG%, U-M is	3-5	36-80
When game ends tied in 3FG%, U-M is	0-0	6-0
When Michigan leads in FT%, U-M is	2-5	94-49
When opponent leads in FT%, U-M is	6-1	62-48
When game ends tied in FT%, U-M is	0-0	2-3
When Michigan leads in rebounds, U-M is	6-0	88-19
When opponent leads in rebounds, U-M is	2-5	64-75
When game ends tied in rebounds, U-M is	0-1	6-6
When Michigan leads in assists, U-M is	6-2	116-9
When opponent leads in assists, U-M is	1-4	29-79
When game ends tied in assists, U-M is	1-0	13-12
When Michigan leads in blocks, U-M is	4-0	72-25
When opponent leads in blocks, U-M is	4-4	65-65
When game ends tied in blocks, U-M is	0-2	21-10
When Michigan leads in steals, U-M is	5-4	91-41
When opponent leads in steals, U-M is	2-2	49-54
When game ends tied in steals, U-M is	1-0	18-5
When Michigan has more turnovers, U-M is	1-1	40-42
When opponent has more turnovers, U-M is	6-5	107-52
When game ends tied in turnovers, U-M is	1-0	11-6
When Michigan has more fouls, U-M is	0-2	34-60
When opponent has more fouls, U-M is	8-4	118-33
When game ends tied in fouls, U-M is	0-0	6-7
When Michigan has a player foul out, U-M is	0-1	7-20
When opponent has a player foul out, U-M is	2-0	35-9
When both teams have a player foul out, U-M is	0-0	8-2
When neither team as a player foul out, U-M is	6-5	108-69

INSIDE THE GAME	
Largest Victory	+29, Nicholls State (11/29/14)
Smallest Victory	+3, Syracuse (12/2/14)
Largest Defeat	-27, at Arizona (12/13/14)
Smallest Defeat	-2, NJIT (12/6/14)
Largest Halftime Lead	+33, Nicholls State (11/29/14)
Largest Halftime Deficit	-11, at Arizona (12/13/14)
Most Points in 1st Half	53, Nicholls State (11/29/14)
Lowest Points in 1st Half	20, vs. Villanova (11/25/14)
Most Points in 2nd Half	44, Detroit (11/20/14)
Lowest Points in 2nd Half	18, at Purdue (1/3/15)
Most Points in Overtime	14, Illinois (12/30/14)
Lowest Points in Overtime	14, Illinois (12/30/14)
Most Points Allowed in 1st Half	36, at Arizona (12/13/14)
Lowest Points Allowed in 1st Half	19 (2x), last: EMU (12/9/14)
Most Points Allowed in 2nd Half	45, NJIT (12/6/14)
Lowest Points Allowed in 2nd Half	26, Eastern Michigan (12/9/14)
Most Points in Overtime	6, Illinois (12/30/14)
Lowest Points in Overtime	6, Illinois (12/30/14)
Largest Lead in a game won	+40, Nicholls State (11/29/14)
Largest Opt lead in a game won	+9, Hillsdale (11/15/14)
Largest Lead in a game lost	+10, at Purdue (1/3/15)
Largest Opt lead in a game lost	-36, at Arizona (12/13/14)
Most Lead Changes	17, Syracuse (12/2/14)
Most Ties In a Game	8, Syracuse (12/2/14)
Games Led Start to Finish	2

2014-15 Statistics

TIME ON THE COURT					
PLAYER	YEAR	CAREER GAMES	CONSEC GAMES	CAREER STARTS	CONSEC STARTS
Spike ALBRECHT	Jr.	90#	90#	2	0
Caris LEVERT	Jr.	84	84	52	51
Zak IRVIN	So.	51#	15#	14	14
Max BIELFELDT	Sr.	51	6	0	0
Derrick WALTON JR.	So.	50	8	49	8
Duncan ROBINSON [^]	So.	32	0	31	0
Sean LONERGAN	So.	16	0	0	0
Kameron CHATMAN	Fr.	14	14	14	14
Mark DONNAL	R-Fr.	14	14	10	0
Ricky DOYLE	Fr.	14	14	4	4
Aubrey DAWKINS	Fr.	12	7	0	0
Andrew DAKICH	So.	12	0	0	0
Muhammad-Ali ABDUR-RAHKMAN	Fr.	11	6	0	0
D.J. WILSON	Fr.	5	0	0	0
Austin HATCH	Fr.	3	0	0	0

has not missed career game | ^ out the 2014-15 season due to transfer from Williams College

LED MICHIGAN IN SCORING						
	2011-12	2012-13	2013-14	2014-15	Career	
Caris LEVERT (Jr.)	-	0	5	5	10	
Zak IRVIN (So.)	-	-	2	5	7	
Derrick WALTON JR. (So.)	-	-	2	2	4	
Spike ALBRECHT (Jr.)	-	0	0	1	1	
Ricky DOYLE (Fr.)	-	-	-	1	1	
Aubrey DAWKINS (Fr.)	-	-	-	1	1	
REBOUNDING						
	2011-12	2012-13	2013-14	2014-15	Career	
Caris LEVERT (Jr.)	-	0	6	8	14	
Derrick WALTON JR. (So.)	-	-	2	2	4	
Kameron CHATMAN (Fr.)	-	-	-	3	3	
Zak IRVIN (So.)	-	-	1	2	3	
Spike ALBRECHT (Jr.)	-	0	0	1	1	
ASSISTS						
	2011-12	2012-13	2013-14	2014-15	Career	
Caris LEVERT (Jr.)	-	0	12	6	18	
Derrick WALTON JR. (So.)	-	-	12	5	17	
Spike ALBRECHT (Jr.)	-	0	6	6	12	
Kameron CHATMAN (Fr.)	-	-	-	1	1	
BLOCKS						
	2011-12	2012-13	2013-14	2014-15	Career	
Caris LEVERT (Jr.)	-	1	5	4	10	
Max BIELFELDT (Sr.)	RS	1	2	3	6	
Mark DONNAL (R-Fr.)	-	-	RS	4	4	
Ricky DOYLE (Fr.)	-	-	-	4	4	
Zak IRVIN (So.)	-	-	2	1	3	
Spike ALBRECHT (Jr.)	-	1	1	-	2	
Derrick WALTON JR. (So.)	-	-	1	1	2	
Kameron CHATMAN (Fr.)	-	-	-	2	2	
Sean LONERGAN (So.)	-	-	1	-	1	
D.J. WILSON (Fr.)	-	-	-	1	1	
STEALS						
	2011-12	2012-13	2013-14	2014-15	Career	
Caris LEVERT (Jr.)	-	2	17	10	29	
Spike ALBRECHT (Jr.)	-	2	8	5	15	
Derrick WALTON JR. (So.)	-	-	6	4	10	
Zak IRVIN (So.)	-	-	4	2	6	
Kameron CHAMAN (Fr.)	-	-	-	3	3	
Max BIELFELDT (Sr.)	RS	1	-	1	2	
Mark DONNAL (R-Fr.)	-	-	RS	2	2	
Sean LONERGAN (So.)	-	-	1	-	1	
D.J. WILSON (Fr.)	-	-	-	1	1	
Ricky DOYLE (Fr.)	-	-	-	1	1	

STATISTICAL BREAKDOWN						
DOUBLE-DIGIT SCORING						
	2011-12	2012-13	2013-14	2014-15	Career	
Caris LEVERT (Jr.)	-	0	25	9	34	
Zak IRVIN (So.)	-	-	9	12	21	
Derrick WALTON JR. (So.)	-	-	12	6	18	
Spike ALBRECHT (Jr.)	-	1	1	3	5	
Ricky DOYLE (Fr.)	-	-	-	5	5	
Kameron CHATMAN (Fr.)	-	-	-	2	2	
Max BIELFELDT (Sr.)	RS	0	0	1	1	
Mark DONNAL (R-Fr.)	-	-	RS	1	1	
Aubrey DAWKINS (Fr.)	-	-	-	1	1	
20+ POINT						
	2011-12	2012-13	2013-14	2014-15	Career	
Caris LEVERT (Jr.)	-	0	7	4	11	
Zak IRVIN (So.)	-	-	1	2	3	
Derrick WALTON JR. (So.)	-	-	0	1	1	
Aubrey DAWKINS (Fr.)	-	-	-	1	1	
30+ POINT						
	2011-12	2012-13	2013-14	2014-15	Career	
Caris LEVERT (Jr.)	-	0	0	1	1	
7+ REBOUND						
	2011-12	2012-13	2013-14	2014-15	Career	
Caris LEVERT (Jr.)	-	0	7	3	10	
Derrick WALTON JR. (So.)	-	-	3	1	4	
Kameron CHATMAN (Fr.)	-	-	-	2	2	
Zak IRVIN (So.)	-	-	0	1	1	
10+ REBOUND						
	2011-12	2012-13	2013-14	2014-15	Career	
Caris LEVERT (Jr.)	-	0	1	-	1	
Derrick WALTON JR. (So.)	-	-	1	-	1	
20+ REBOUND						
	2011-12	2012-13	2013-14	2014-15	Career	
none	-	-	-	-	-	
5+ ASSIST						
	2011-12	2012-13	2013-14	2014-15	Career	
Caris LEVERT (Jr.)	-	0	8	6	14	
Derrick WALTON JR. (So.)	-	-	6	3	9	
Spike ALBRECHT (Jr.)	-	0	2	4	6	
10+ ASSIST						
	2011-12	2012-13	2013-14	2014-15	Career	
none	-	-	-	-	-	
3+ STEAL						
	2011-12	2012-13	2013-14	2014-15	Career	
Caris LEVERT (Jr.)	-	0	4	4	8	
Derrick WALTON JR. (So.)	-	-	1	2	3	
Spike ALBRECHT (Jr.)	-	0	1	1	2	
Kameron CHATMAN (Fr.)	-	-	-	2	2	
5+ STEAL						
	2011-12	2012-13	2013-14	2014-15	Career	
none	-	-	-	-	-	
3+ BLOCK						
	2011-12	2012-13	2013-14	2014-15	Career	
none	-	-	-	-	-	
5+ BLOCK						
	2011-12	2012-13	2013-14	2014-15	Career	
none	-	-	-	-	-	

2014-15 Season Statistical Breakdown

Overall Games

Overall (8-6)	G	FG-FGA	PCT.	3F-3PA	PCT.	FT-FTA	PCT.	O-D	TOT	AVG.	FOUL	DQ	AST	TO	BLK	STL	PTS	AVG
Michigan	14	323-770	.419	120-333	.360	170-239	.711	122-324	446	31.9	200	1	185	137	26	91	936	66.9
Opponent	14	325-735	.442	95-265	.358	130-187	.695	115-360	475	33.9	248	3	177	200	40	62	875	62.5
Home (7-3)	G	FG-FGA	PCT.	3F-3PA	PCT.	FT-FTA	PCT.	O-D	TOT	AVG.	FOUL	DQ	AST	TO	BLK	STL	PTS	AVG
Michigan	10	245-567	.432	94-253	.372	123-172	.715	9-240	338	33.8	126	1	143	95	20	71	707	70.7
Opponent	10	226-524	.431	75-196	.383	83-107	.776	69-246	315	31.5	178	1	128	148	27	40	610	61.0
Road (0-2)	G	FG-FGA	PCT.	3F-3PA	PCT.	FT-FTA	PCT.	O-D	TOT	AVG.	FOUL	DQ	AST	TO	BLK	STL	PTS	AVG
Michigan	2	34-101	.337	15-46	.326	21-33	.636	10-38	48	24.0	38	0	21	23	3	13	104	52.0
Opponent	2	53-101	.525	9-30	.300	27-49	.551	20-64	84	42.0	33	0	31	25	6	12	142	71.0
Neutral (1-1)	G	FG-FGA	PCT.	3F-3PA	PCT.	FT-FTA	PCT.	O-D	TOT	AVG.	FOUL	DQ	AST	TO	BLK	STL	PTS	AVG
Michigan	2	44-102	.431	11-34	.324	26-34	.765	14-46	60	30.0	36	0	21	19	3	7	125	62.5
Opponent	2	46-110	.418	11-39	.282	20-31	.645	26-50	76	38.0	37	2	18	27	7	10	123	61.5

Big Ten Games

Big Ten Games

Big Ten (1-1)	G	FG-FGA	PCT.	3F-3PA	PCT.	FT-FTA	PCT.	O-D	TOT	AVG.	FOUL	DQ	AST	TO	BLK	STL	PTS	AVG
Michigan	2	42-113	.372	18-48	.375	22-34	.647	15-46	61	30.5	32	0	24	16	3	13	124	62.0
Opponent	2	45-104	.433	9-28	.321	28-43	.651	18-62	80	40.0	33	1	23	26	7	9	127	63.5
Home (1-0)	G	FG-FGA	PCT.	3F-3PA	PCT.	FT-FTA	PCT.	O-D	TOT	AVG.	FOUL	DQ	AST	TO	BLK	STL	PTS	AVG
Michigan	1	27-66	.409	10-28	.357	9-14	.643	11-28	39	39.0	12	0	15	5	1	7	73	73.0
Opponent	1	24-58	.414	6-15	.400	11-14	.786	7-29	36	36.0	15	1	11	12	4	2	65	65.0
Road (0-1)	G	FG-FGA	PCT.	3F-3PA	PCT.	FT-FTA	PCT.	O-D	TOT	AVG.	FOUL	DQ	AST	TO	BLK	STL	PTS	AVG
Michigan	1	15-47	.319	8-20	.400	13-20	.650	4-18	22	22.0	20	0	9	11	2	6	51	51.0
Opponent	1	21-46	.457	3-13	.231	17-29	.586	11-33	44	44.0	18	0	12	14	3	7	62	62.0

Month-By-Month

Month-By-Month

November (5-1)	G	FG-FGA	PCT.	3F-3PA	PCT.	FT-FTA	PCT.	O-D	TOT	AVG.	FOUL	DQ	AST	TO	BLK	STL	PTS	AVG
Michigan	6	158-334	.473	53-119	.445	87-131	.770	55-150	205	34.2	84	0	84	55	15	35	456	76.0
Opponent	6	138-325	.425	44-120	.367	48-64	.750	47-135	182	30.3	116	2	73	83	17	22	368	61.3
December (3-4)	G	FG-FGA	PCT.	3F-3PA	PCT.	FT-FTA	PCT.	O-D	TOT	AVG.	FOUL	DQ	AST	TO	BLK	STL	PTS	AVG
Michigan	7	150-389	.386	59-194	.304	70-106	.660	63-156	219	31.3	96	1	92	71	9	50	429	61.3
Opponent	7	166-364	.456	48-132	.364	65-94	.691	57-192	249	35.6	114	1	92	103	20	33	445	63.6
January (0-1)	G	FG-FGA	PCT.	3F-3PA	PCT.	FT-FTA	PCT.	O-D	TOT	AVG.	FOUL	DQ	AST	TO	BLK	STL	PTS	AVG
Michigan	1	15-47	.319	8-20	.400	13-20	.650	4-18	22	22.0	20	0	9	11	2	6	51	51.0
Opponent	1	21-46	.457	3-13	.231	17-29	.586	11-33	44	44.0	18	0	12	14	3	7	62	62.0
February (0-0)	G	FG-FGA	PCT.	3F-3PA	PCT.	FT-FTA	PCT.	O-D	TOT	AVG.	FOUL	DQ	AST	TO	BLK	STL	PTS	AVG
Michigan	0	0-0	.000	0-0	.000	0-0	.000	0-0	0	0.0	0	0	0	0	0	0	0	0.0
Opponent	0	0-0	.000	0-0	.000	0-0	.000	0-0	0	0.0	0	0	0	0	0	0	0	0.0
March (0-0)	G	FG-FGA	PCT.	3F-3PA	PCT.	FT-FTA	PCT.	O-D	TOT	AVG.	FOUL	DQ	AST	TO	BLK	STL	PTS	AVG
Michigan	0	0-0	.000	0-0	.000	0-0	.000	0-0	0	0.0	0	0	0	0	0	0	0	0.0
Opponent	0	0-0	.000	0-0	.000	0-0	.000	0-0	0	0.0	0	0	0	0	0	0	0	0.0

Postseason

Postseason (0-0)	G	FG-FGA	PCT.	3F-3PA	PCT.	FT-FTA	PCT.	O-D	TOT	AVG.	FOUL	DQ	AST	TO	BLK	STL	PTS	AVG
Michigan	0	0-0	.000	0-0	.000	0-0	.000	0-0	0	0.0	0	0	0	0	0	0	0	0.0
Opponent	0	0-0	.000	0-0	.000	0-0	.000	0-0	0	0.0	0	0	0	0	0	0	0	0.0
Big Ten Tourney (0-0)	G	FG-FGA	PCT.	3F-3PA	PCT.	FT-FTA	PCT.	O-D	TOT	AVG.	FOUL	DQ	AST	TO	BLK	STL	PTS	AVG
Michigan	0	0-0	.000	0-0	.000	0-0	.000	0-0	0	0.0	0	0	0	0	0	0	0	0.0
Opponent	0	0-0	.000	0-0	.000	0-0	.000	0-0	0	0.0	0	0	0	0	0	0	0	0.0
NCAA/NIT (0-0)	G	FG-FGA	PCT.	3F-3PA	PCT.	FT-FTA	PCT.	O-D	TOT	AVG.	FOUL	DQ	AST	TO	BLK	STL	PTS	AVG
Michigan	0	0-0	.000	0-0	.000	0-0	.000	0-0	0	0.0	0	0	0	0	0	0	0	0.0
Opponent	0	0-0	.000	0-0	.000	0-0	.000	0-0	0	0.0	0	0	0	0	0	0	0	0.0

Big Ten & National Statistics

U-M'S BIG TEN TEAM RANKINGS as of Jan. 4, 2015



Category	Overall	Rank	Big Ten	Rank
Scoring Offense	66.9	12th	62.0	11th
Scoring Defense	62.6	8th	64.5	5th
Scoring Margin	+4.2	12th	-2.5	9th
Field Goal Percentage	.419	12th	.372	12th
Field Goal Defense	.442	14th	.433	9th
3-Point Field Goal Percentage	.360	6th	.375	4th
3-Point Field Goal Defense	.358	12th	.321	6th
3-Point Field Goals Made	8.6	2nd	9.0	t-1st
Free Throw Percentage	.711	9th	.647	10th
Rebounding Offense	31.9	14th	30.5	11th
Rebounding Defense	33.9	7th	40.0	12th
Rebounding Margin	-2.1	14th	-9.5	12th
Offensive Rebounds	8.7	13th	7.5	t-8th
Offensive Rebound %	.254	14th	.195	10th
Defensive Rebounds	23.1	14th	23.0	10th
Defensive Rebound %	.738	3rd	.719	8th
Assists	13.2	10th	12.0	t-8th
Turnover Margin	+4.5	3rd	+5.0	2nd
Assist/Turnover Ratio	1.4	5th	1.5	2nd
Blocks	1.9	14th	1.5	12th
Steals	6.5	5th	6.5	6th

Scoring	Overall	Rank	Big Ten	Rank
Caris LeVert	14.6	t-12th	12.5	12th
Zak Irvin	14.6	t-12th	-	-

Rebounds	Overall	Rank	Big Ten	Rank
none	-	-	-	-

Offensive Rebounds	Overall	Rank	Big Ten	Rank
Mark Donnal	-	-	2.0	t-11th

Defensive Rebounds	Overall	Rank	Big Ten	Rank
Caris LeVert	4.9	11th	-	-

Assists	Overall	Rank	Big Ten	Rank
Caris LeVert	3.9	9th	4.0	t-8th
Spike Albrecht	3.4	11th	3.5	t-12th
Derrick Walton Jr.	3.4	12th	-	-

Assist/Turnover Ratio	Overall	Rank	Big Ten	Rank
Spike Albrecht	3.7	1st	1.000	1st
Derrick Walton Jr.	2.1	6th	-	-
Caris LeVert	1.8	9th	2.7	8th

Steals	Overall	Rank	Big Ten	Rank
Caris LeVert	1.9	7th	1.5	t-12th
Spike Albrecht	-	-	1.5	t-12th

Field Goal Percentage	Overall	Rank	Big Ten	Rank
Ricky Doyle	-	-	.889	2nd
Aubrey Dawkins	-	-	.600	t-9th

Three-Point Percentage	Overall	Rank	Big Ten	Rank
Aubrey Dawkins	-	-	.750	3rd
Spike Albrecht	-	-	.667	t-4th
Max Bielfeldt	-	-	.500	t-11th

Three-Pointers Made	Overall	Rank	Big Ten	Rank
Zak Irvin	2.7	1st	2.0	t-10th
Caris LeVert	1.9	t-13th	-	-
Aubrey Dawkins	-	-	3.0	t-2nd
Spike Albrecht	-	-	2.0	t-10th

Free Throw Percentage	Overall	Rank	Big Ten	Rank
Caris LeVert	80.0	13th	-	-
Derrick Walton Jr.	78.0	14th	-	-
Spike Albrecht	-	-	87.5	t-14th

Minutes Played	Overall	Rank	Big Ten	Rank
Caris LeVert	36.6	2nd	40.0	t-3rd
Zak Irvin	35.1	5th	39.5	5th
Derrick Walton Jr.	32.7	8th	-	-

BIG TEN STANDINGS as of Jan. 4, 2015



Big Ten	W-L	GB	PCT	W-L	PCT	STRK
Maryland	2-0	--	1.000	14-1	.933	W7
Wisconsin	2-0	--	1.000	14-1	.933	W7
Indiana	1-0	.5	1.000	11-3	.786	W1
Iowa	1-0	.5	1.000	10-4	.714	W2
Purdue	2-0	--	1.000	10-5	.667	W2
Ohio State	1-1	1	.500	12-3	.800	W1
Northwestern	1-1	1	.500	10-5	.667	L1
Rutgers	1-1	1	.500	9-6	.600	W1
MICHIGAN	1-1	1	.500	8-6	.571	L1
Penn State	0-2	2	.000	12-3	.800	L2
Minnesota	0-2	2	.000	11-4	.733	L2
Illinois	0-2	2	.000	10-5	.667	L2
Michigan State	0-1	1.5	.000	9-5	.643	L1
Nebraska	0-1	1.5	.000	8-5	.615	L1

U-M'S NATIONAL TEAM RANKINGS As of Jan. 4, 2015 (355 Teams)



Team Rankings	Rank	Actual	National Leader	Actual
Scoring Offense	206	66.9	BYU	88.3
Scoring Defense	103	62.5	Kentucky	47.8
Scoring Margin	136	4.4	Kentucky	27.5
Field-Goal Percentage	249	41.9	Notre Dame	55.3
Field-Goal Percentage Defense	257	44.2	Kentucky	29.7
Three-Point Field Goals Per Game	20	8.6	VMI	12.1
Three-Point Field-Goal Percentage	108	36.0	UC Davis	43.2
Three Pt FG Defense	265	35.8	Fla. Atlantic	23.5
Free-Throw Percentage	100	71.1	Ole Miss	78.4
Rebound Margin	272	-2.1	Quinnipiac	14.8
Assists Per Game	153	13.2	Arkansas	19.2
Assist Turnover Ratio	33	1.35	Davidson	1.76
Blocked Shots Per Game	326	1.9	Kentucky	8.2
Steals Per Game	174	6.5	West Virginia	13.4
Turnovers Per Game	7	9.8	Cal Poly	8.4
Turnover Margin	12	4.5	West Virginia	10.4
Personal Fouls Per Game	7	14.3	Wyoming	13.0
Total Blocks	315	26.0	Kentucky	107.0
Total Assists	139	185.0	BYU	312.0
Total Rebounds	241	446.0	BYU	678.0
Free Throw Attempts	279	239.0	BYU	452.0
Free Throws Made	257	170.0	BYU	347.0
3-pt Field Goal Attempts	22	333.0	VMI	536.0
Total 3-point FGM	25	120.0	VMI	170.0
Total Steals	150	91.0	West Virginia	187.0
Fewest Turnovers	16	137.0	Cal Poly	101.0
Fewest Fouls	26	200.0	Harvard	167.0
Offensive Rebounds Per Game	317	8.71	West Virginia	18.36
Defensive Rebounds per Game	229	23.14	Texas	29.86
Total Rebounds Per Game	290	31.86	Quinnipiac	46.08

U-M'S NATIONAL PLAYER RANKINGS As of Jan. 4, 2015 (250 Players)



Category	Wolverine	Rank	Actual	National Leader	Actual
Points Per Game	Caris LeVert	220	14.6	T. Harvey, E. Washington	23.4
	Zak Irvin	220	14.6		
Field Goal Percentage	Caris LeVert	219	41.5	J. Okafor, Duke	68.2
	Zak Irvin	238	39.6		
3-Point Field-Goal Percentage	Zak Irvin	89	35.5	J. McGee, S. Utah	55.4
3-Point Field Goals Made	Zak Irvin	54	2.71	T. Harvey, E. Washington	4.6
Free Throw Percentage	Caris LeVert	202	2.00		
	Caris LeVert	168	80.0	F. McGlynn, Towson	95.7
Assists Per Game	Derrick Walton Jr.	206	78.0		
	Caris LeVert	141	3.9	J. West, NW Louisiana	8.2
Steals Per Game	Spike Albrecht	232	3.4		
	Derrick Walton Jr.	243	3.4		
Assist Turnover Ratio	Caris LeVert	90	1.86	B. Weber, VCU	4.08
	Spike Albrecht	8	3.69	M. Morris, Iowa State	5.73
Minutes Per Game	Derrick Walton Jr.	89	2.20		
	Caris LeVert	173	1.77		
Minutes Per Game	Caris LeVert	15	36.6	K. Felder, Oakland	39.2
	Zak Irvin	58	35.1		
	Derrick Walton Jr.	209	32.7		

The Last Time ...

IN THE RANKING (Listed AP/ESPN-USA Today Coaches Poll)

Michigan was ranked	Dec. 1, 2014, Associated Press (17th) ESPN/USA Today Coaches Poll (16th)
Michigan defeated a ranked opponent	Feb. 23, 2014, #13/14 Michigan State, U-M won 79-70 at Crisler Center in Ann Arbor, Mich.
Michigan lost to a ranked opponent	Dec. 13, 2014, #3/3 Arizona, U-M lost 80-53 at the McKale Center in Tucson, Ariz.
Michigan defeated a ranked opponent at home	Feb. 23, 2014, #13/14 Michigan State, U-M won 79-70 at Crisler Center in Ann Arbor, Mich.
Michigan defeated a ranked opponent on the road	March 15, 2014, #24/24 Ohio State: U-M won 72-69 at Bankers Life Fieldhouse in Indianapolis, Ind.
Michigan defeated a top 10 ranked opponent at home	Jan. 22, 2014, #10/10 Iowa, U-M won 75-67 at Crisler Center in Ann Arbor, Mich.
Michigan defeated a top 10 ranked opponent on the road	Jan. 25, 2014, at #3/3 Michigan State, U-M won 80-75 at the Breslin Center in East Lansing, Mich.
Michigan was ranked No. 1	Jan. 28, 2013, Michigan 1st in AP poll, 2nd in ESPN/USA Today Coaches Poll
Michigan faced the No. 1 ranked team	Dec. 14, 2013, #1/1 Arizona: U-M lost 72-70 at Crisler Center in Ann Arbor, Mich.
Michigan defeated the No. 1 ranked team	Dec. 14, 1997, #1/1 Duke: U-M won 81-73 at Crisler Center in Ann Arbor, Mich.

OVERTIME / THE LAST SECOND

Michigan won an overtime game	Dec. 30, 2014, Illinois, Michigan won 73-65 (OT)
Michigan lost an overtime game	Feb. 9, 2013, at Wisconsin, Wisconsin won 65-62 (OT)
Michigan won on a buzzer beater	Feb. 26, 2014, at Purdue: Glenn Robinson III banked in lay-up with 2.9 second to win 77-76 in OT
Opponent won on a buzzer beater	Nov. 24, 2013, vs. Charlotte: Terrence Williams tip-in rebound off a miss with 0.4 seconds

DOUBLE-FIGURE SCORING

Michigan had one in double figures	Jan. 3, 2015, at Purdue: Spike Albrecht (17)
Michigan had two in double figures	Dec. 22, 2014, Coppin State: Ricky Doyle (16) and Zak Irvin (13)
Michigan had three in double figures	Dec. 20, 2014, SMU: Zak Irvin (17), Mark Donnal (13), Derrick Walton Jr. (11)
Michigan had four in double figures	Dec. 30, 2014, Illinois: Aubrey Dawkins (20), Caris LeVert (19), Ricky Doyle (13), Zak Irvin (13)
Michigan had five in double figures	Dec. 2, 2014, Syracuse: Zak Irvin (18), Caris LeVert (12), Ricky Doyle (12), Spike Albrecht (11), Kameron Chatman (10)
Michigan had six in double figures	Jan. 26, 2002, Vermont: D. Ingerson (13), B. Robinson Jr. (12), L. Blanchard (12), C. Young (10), A. Queen (10), L. Jones (10)
Michigan had all five starters in double figures	Jan. 9, 2014, at Nebraska: G. Robinson III (19), J. Morgan (15), N. Stauskas (12), C. LeVert (10), D. Walton Jr. (10)
Michigan had two players with 20-plus points	March 8, 2014, Indiana: Nik Stauskas (21), Glenn Robinson III (20)
Michigan had three players with 20-plus points	Nov. 15, 2014, Hillsdale College: Derrick Walton Jr. (22), Zak Irvin (21), Caris LeVert (20)
Michigan had two players with 30-plus points	March 12, 1994, at Northwestern: Jalen Rose (33) and Juwan Howard (32)

INDIVIDUAL SCORING

U-M player had 20 or more points	Dec. 30, 2014, Illinois	Aubrey Dawkins (20)
U-M player had 30 or more points	Dec. 6, 2014, NJIT	Caris LeVert (32)
U-M player had 40 or more points	Jan. 9, 1988, Minnesota	Glen Rice (40)
Opponent player had 20 or more points	Dec. 6, 2014, NJIT	Damon Lynn (20)
Opponent player had 30 or more points	March 6, 2013, at Purdue	Terone Johnson (32)
Opponent player had 40 or more points	Dec. 30, 1993, Arizona	Khalid Reeves (40)

INDIVIDUAL REBOUNDING

U-M player had 10 or more rebounds	March 22, 2014, vs. Texas	Jordan Morgan (10)
U-M player had 15 or more rebounds	Nov. 12, 2013, S.C. State	Jon Horford (15)
U-M player had 20 or more rebounds	Dec. 22, 2008, Florida Gulf Coast	DeShawn Sims (20)
Opponent player had 10 or more rebounds	Jan. 3, 2015, at Purdue	A.J. Hammons (12)

INDIVIDUAL ASSISTS

U-M player had five-plus assists	Dec. 30, 2014, Illinois	Spike Albrecht (5) & Caris LeVert (5)
U-M player had 10-plus assists	March 29, 2013, vs. Kansas	Trey Burke (10)

INDIVIDUAL BLOCKS

U-M player had five-plus blocks	Nov. 12, 2013, S.C. State	Nik Stauskas (5)
U-M player had 10-plus blocks	Dec. 7, 1985, Florida Southern	Roy Tarpley (10)

INDIVIDUAL STEALS

U-M player had five-plus steals	March 31, 2013, vs. Florida	Mitch McGary (5)
U-M player had 10-plus steals	has yet to happen	

DOUBLE-DOUBLE

U-M player had a double-double (point-rebound)	March 22, 2014, vs. Texas	Jordan Morgan (15 points, 10 rebounds)
U-M player had a double-double (point-assist)	March 29, 2013, vs. Kansas	Trey Burke (23 points, 10 assists)
U-M player had a double-double (point-block)	Dec. 7, 1985, Florida Southern	Roy Tarpley (19 points, 10 blocks)
Michigan had two players with a double-double	Jan. 6, 2013, Iowa	Glenn Robinson III (20 points, 10 rebounds) Trey Burke (19 points, 12 assists)

TRIPLE-DOUBLE

U-M player had a triple-double (point-rebound-assist)	Jan. 30, 2011, Iowa	Darius Morris (12 points, 10 rebounds, 11 assists)
	Nov. 14, 2009, Northern Michigan	Manny Harris (18 points, 13 rebounds, 10 assists)
	March 14, 1987 vs. North Carolina (NCAA)	Gary Grant (24 points, 10 rebounds, 10 assists)

The Last Time ...

TEAM SCORING

Michigan scored 100 or more points	Dec. 7, 2013, Houston Baptist	Michigan (107) - U-M won 107-53
Michigan scored 90 or more points	Nov. 29, 2014, Nicholls State	Michigan (91) - U-M won 91-62
Michigan scored 80 or more points	March 8, 2014, Indiana	Michigan (84) - U-M won 84-80
Michigan scored fewer than 50 points	Dec. 9, 2014, Eastern Michigan	Michigan (42) - U-M lost 45-42
Opponent scored 100 point or more points	Dec. 8, 2001, Duke	Duke (104) - Duke won 104-83
Opponent scored fewer than 50 points	Dec. 9, 2014, Eastern Michigan	Eastern Michigan (45) - EMU won 45-42
Opponent scored fewer than 40 points	March 20, 2014, vs. Wofford	Wofford -- U-M won 57-40

TEAM REBOUNDING

Michigan had more than 50 rebounds	Nov. 25, 2008, Norfolk State	Michigan (53)
Michigan had more than 40 rebounds	Dec. 22, 2014, Coppin State	Michigan (43)
Michigan had fewer than 25 rebounds	Jan. 3, 2015, at Purdue	Michigan (22)
Opponent had more than 50 rebounds	March 10, 2013, Indiana	Indiana (53)
Opponent had fewer than 25 rebounds	Nov. 29, 2014, Nicholls State	Nicholl State (24)

TEAM ASSISTS

Michigan had more than 20 assists	Feb. 5, 2014, Nebraska	Michigan (21)
Michigan had more than 15 assists	Dec. 30, 2014, Illinois	Michigan (5)
Michigan had fewer than 10 assists	Jan. 3, 2015, at Purdue	Michigan (9)

TEAM BLOCKS

Michigan had more than 10 blocks	Feb. 24, 2007, at Minnesota	Michigan (10)
Michigan had more than five blocks	Jan. 30, 2014, Purdue	Michigan (6)
Michigan had fewer than five blocks	Jan. 3, 2015, at Purdue	Michigan (2)

TEAM STEALS

Michigan had more than 10 steals	Dec. 20, 2014, SMU	Michigan (11)
Michigan had more than five steals	Jan. 3, 2015, at Purdue	Michigan (6)
Michigan had fewer than five steals	Dec. 22, 2014, Coppin State	Michigan (3)

TEAM FIELD GOALS

Michigan had more than 40 field goals made	Feb. 22, 1998, Indiana	Michigan (42)
Michigan had more than 30 field goals made	Nov. 29, 2014, Nicholls State	Michigan (32)
Michigan had fewer than 20 field goals made	Jan. 3, 2015, at Purdue	Michigan (15)
Michigan had more than 70 field goal attempts	March 29, 2013, vs. Kansas	Michigan (71)
Michigan had more than 60 field goal attempts	Dec. 30, 2014, Illinois	Michigan (66)
Michigan had fewer than 40 field goal attempts	Feb. 6, 2010, Wisconsin	Michigan (39)
Michigan shot over 60 percent from the field	Jan. 30, 2014, Purdue	Michigan 60.9 percent (28-for-46)
Michigan shot over 50 percent from the field	Nov. 29, 2014, Nicholls State	Michigan 55.2 percent (32-for-58)
Michigan shot less than 30 percent from the field	Nov. 27, 2010, UTEP	Michigan 30.2 percent (16-for-53)

TEAM 3-POINT FIELD GOALS

Michigan had more than 15 three-point field goals	March 4, 2014, at Illinois	Michigan (16)
Michigan had more than 10 three-point field goals	Dec. 30, 2014, Illinois	Michigan (10)
Michigan had fewer than five three-point field goals	Dec. 9, 2014, Eastern Michigan	Michigan (4)
Michigan did not make three-point field goal	March 3, 2013, Michigan State	Michigan (0)
Michigan had more than 30 three-point field goal attempts	Dec. 20, 2014, SMU	Michigan (36)
Michigan had more than 20 three-point field goal attempts	Jan. 3, 2015, at Purdue	Michigan (20)
Michigan had fewer than 10 three-point field goals attempts	Dec. 15, 2007, Central Michigan	Michigan (8)
Michigan shot over 50 percent on three-pointers	Nov. 29, 2014, Nicholls State	Michigan 58.2 percent (14-for-24)
Michigan shot over 40 percent on three-pointers	Jan. 3, 2015, at Purdue	Michigan 40.0 percent (8-for-20)
Michigan shot less than 25 percent on three-pointers	Dec. 20, 2014, SMU	Michigan 22.2 percent (8-for-36)

TEAM FREE THROWS MADE

Michigan had more than 30 free throws made	Feb. 14, 2001 vs. Iowa	Michigan (34)
Michigan had more than 20 free throws made	Nov. 24, 2014, vs. Oregon	Michigan (23)
Michigan had fewer than 10 free throws made	Dec. 30, 2014, Illinois	Michigan (9)
Michigan had more than 30 free throw attempts	Jan. 25, 2014, at Michigan State	Michigan (30)
Michigan had more than 20 free throw attempts	Jan. 3, 2015, at Purdue	Michigan (20)
Michigan had fewer than 10 free throw attempts	Nov. 25, 2015, vs. Villanova	Michigan (5)
Michigan shot 100 percent on free throws	Feb. 5, 2014, Nebraska	Michigan 1.000 (14-for-14)
Michigan shot over 90 percent on free throws	Dec. 6, 2014, NJIT	Michigan 92.9 percent (13-for-14)
Michigan shot less than 50 percent on free throws	Jan. 9, 2014, at Nebraska	Michigan 33.3 percent (3-for-9)


FOULS

Michigan had more than 20 fouls	Jan. 3, 2015, at Purdue	Michigan (20)
Michigan had more than 15 fouls	Dec. 20, 2014, SMU	Michigan (15)
Michigan had fewer than 10 fouls	Dec. 22, 2014, Coppin State	Michigan (10)

TURNOVERS

Michigan had more than 20 turnovers	Jan. 28, 2009, at Ohio State	Michigan (21)
Michigan had more than 10 turnovers	Jan. 3, 2015, at Purdue	Michigan (11)
Michigan had fewer than 10 turnovers	Dec. 6, 2014, NJIT	Michigan (8)
Michigan had fewer than five turnovers	Dec. 30, 2014, Illinois	Michigan (5)

2014-15 Box Scores



Caris LeVert scored 17 of his team-best 21 points as he led U-M on a late 13-0 with five minutes left to help U-M defeat Detroit 71-62 at Crisler Center.

Ricky Doyle came off the bench to score 10 points and grab three rebounds, including two key offensive boards late as U-M held on for a 70-63 win over Oregon.

In a March Madness atmosphere, Caris LeVert's 16 point, six rebound and three steal effort aided in a second half rally, but U-M just missed the upset over Villanova.

GAME 3 | LEGENDS CLASSIC

#24/22 MICHIGAN: 71

Detroit: 62

November 20, 2014

Ann Arbor, Mich. • Crisler Center

TV: BTN



Box score table for Game 3 (Michigan vs Detroit) with columns for player, FG, 3FG, FT, O-D, TOT, F, TP, A, TO, B, S, MIN.

GAME 4 | LEGENDS CLASSIC

#19/18 MICHIGAN: 70

Oregon: 63

November 24, 2014

Brooklyn, N.Y. • Barclays Center

TV: ESPN2



Box score table for Game 4 (Michigan vs Oregon) with columns for player, FG, 3FG, FT, O-D, TOT, F, TP, A, TO, B, S, MIN.

GAME 5 | LEGENDS CLASSIC

#19/18 MICHIGAN: 55

#12/11 Villanova: 60

November 25, 2014

Brooklyn, N.Y. • Barclays Center

TV: ESPN2



Box score table for Game 5 (Michigan vs Villanova) with columns for player, FG, 3FG, FT, O-D, TOT, F, TP, A, TO, B, S, MIN.

Box score table for Game 6 (Michigan vs Detroit) with columns for player, FG, 3FG, FT, O-D, TOT, F, TP, A, TO, B, S, MIN.

Box score table for Game 7 (Michigan vs Oregon) with columns for player, FG, 3FG, FT, O-D, TOT, F, TP, A, TO, B, S, MIN.

Box score table for Game 8 (Michigan vs Villanova) with columns for player, FG, 3FG, FT, O-D, TOT, F, TP, A, TO, B, S, MIN.

Technical Fouls: None

Foul Out: U-M - None; Detroit - None

Officials: D.J. Carstensen, Bill Ek, Jim Schipper

Attendance: 11,812

Score by Half

#24/22 Michigan..... 27-44 71

Detroit..... 28-34 62

Technical Fouls: None

Foul Out: U-M - None; Oregon - (2): Brooks (2nd, 1:17), Cook (2nd, :26)

Officials: D.J. Carstensen, Larry Scirotto, Chris Beaver

Attendance: 8,465

Score by Half

#19/18 Michigan..... 33-37 70

Oregon..... 27-36 63

Technical Fouls: None

Foul Out: U-M - None; Villanova - none

Officials: Ed Corbett, Earl Walton, Tony Chizza

Attendance: 8,093

Score by Half

#19/18 Michigan..... 20-35 55

#12/11 Villanova..... 27-33 60

2014-15 Michigan Basketball
Michigan Combined Team Statistics (as of Jan 03, 2015)
All games

RECORD:	OVERALL	HOME	AWAY	NEUTRAL
ALL GAMES	8-6	7-3	0-2	1-1
CONFERENCE	1-1	1-0	0-1	0-0
NON-CONFERENCE	7-5	6-3	0-1	1-1

#	Player	gp-gs	min	avg	Total		3-Point		F-Throw		Rebounds			pf	dq	a	to	blk	stl	pts	avg	
					fg-fga	fg%	3fg-fga	3fg%	ft-fa	ft%	off	def	tot									avg
21	Irvin, Zak	14-14	492	35.1	72-182	.396	38-107	.355	22-28	.786	16	36	52	3.7	18	0	10	14	2	13	204	14.6
23	LeVert, Caris	14-14	513	36.6	71-171	.415	26-65	.400	36-45	.800	5	68	73	5.2	23	0	55	31	4	26	204	14.6
10	Walton Jr., Derrick	13-13	425	32.7	38-107	.355	17-53	.321	39-50	.780	6	50	56	4.3	21	0	44	20	1	16	132	10.2
32	Doyle, Ricky	14-4	250	17.9	40-55	.727	0-0	.000	27-46	.587	23	20	43	3.1	24	0	4	8	4	2	107	7.6
02	Albrecht, Spike	14-1	376	26.9	27-69	.391	15-38	.395	7-8	.875	1	35	36	2.6	20	1	48	13	0	15	76	5.4
03	Chatman, Kameron	14-14	274	19.6	21-72	.292	6-26	.231	15-23	.652	11	42	53	3.8	28	0	15	15	3	10	63	4.5
34	Donnal, Mark	14-10	190	13.6	22-37	.595	5-11	.455	14-22	.636	15	19	34	2.4	29	0	4	7	6	4	63	4.5
44	Bielfeldt, Max	12-0	116	9.7	17-33	.515	5-11	.455	4-8	.500	12	15	27	2.3	16	0	3	10	3	2	43	3.6
24	Dawkins, Aubrey	12-0	105	8.8	12-28	.429	8-19	.421	3-4	.750	8	12	20	1.7	9	0	1	7	0	1	35	2.9
05	Wilson, D.J.	5-0	24	4.8	1-4	.250	0-1	.000	0-0	.000	1	5	6	1.2	4	0	0	1	3	0	2	0.4
20	Lonergan, Sean	5-0	14	2.8	1-1	1.000	0-0	.000	0-0	.000	1	1	2	0.4	2	0	0	2	0	0	2	0.4
12	Abdur-Rahkman, M-A	11-0	43	3.9	1-10	.100	0-1	.000	2-2	1.000	0	1	1	0.1	6	0	1	2	0	2	4	0.4
30	Hatch, Austin	3-0	3	1.0	0-1	.000	0-1	.000	1-3	.333	0	0	0	0.0	0	0	0	1	0	0	1	0.3
Team											23	20	43				6					
Total.....		14	2825		323-770	.419	120-333	.360	170-239	.711	122	324	446	31.9	200	1	185	137	26	91	936	66.9
Opponents.....		14	2825		325-735	.442	95-265	.358	130-187	.695	115	360	475	33.9	248	3	177	200	40	62	875	62.5

TEAM STATISTICS	MICH	OPP	Date	Opponent	Score	Att.
SCORING	936	875	11/15/14	HILLSDALE COLLEGE	w 92-68	12707
Points per game	66.9	62.5	1 11/17/14	BUCKNELL	w 77-53	12181
Scoring margin	+4.4	-	1 11/20/14	DETROIT	w 71-62	11812
FIELD GOALS-ATT	323-770	325-735	2 11/24/14	vs Oregon	w 70-63	8465
Field goal pct	.419	.442	2 11/25/14	vs Villanova	L 55-60	8093
3 POINT FG-ATT	120-333	95-265	11/29/14	NICHOLLS STATE	w 91-62	11139
3-point FG pct	.360	.358	3 12/02/14	SYRACUSE	w 68-65	12707
3-pt FG made per game	8.6	6.8	12/06/14	NJIT	L 70-72	12226
FREE THROWS-ATT	170-239	130-187	12/09/14	EASTERN MICHIGAN	L 42-45	11926
Free throw pct	.711	.695	12/13/14	at Arizona	L 53-80	14655
F-Throws made per game	12.1	9.3	12/20/14	SMU	L 51-62	12221
REBOUNDS	446	475	12/22/14	COPPIN STATE	w 72-56	11989
Rebounds per game	31.9	33.9	* 12/30/14	ILLINOIS	Wot 73-65	12707
Rebounding margin	-2.1	-	* 01/03/15	at Purdue	L 51-64	11271
ASSISTS	185	177				
Assists per game	13.2	12.6				
TURNOVERS	137	200				
Turnovers per game	9.8	14.3				
Turnover margin	+4.5	-				
Assist/turnover ratio	1.4	0.9				
STEALS	91	62				
Steals per game	6.5	4.4				
BLOCKS	26	40				
Blocks per game	1.9	2.9				
ATTENDANCE	121615	42484				
Home games-Avg/Game	10-12162	2-12963				
Neutral site-Avg/Game	-	2-8279				

1 = Progressive Legends Classic, Ann Arbor, Mich. (Crisler Center)
2 = Progressive Legends Classic, Brooklyn, N.Y. (Barclays Center)
3 = ACC/Big Ten Challenge, Ann Arbor, Mich. (Crisler Center)
* = Big Ten Conference game

Score by Periods	1st	2nd	OT	Totals
Michigan	466	456	14	936
Opponents	380	491	6	877

2014-15 Michigan Basketball
Michigan Combined Team Statistics (as of Jan 03, 2015)
Conference games

RECORD:	OVERALL	HOME	AWAY	NEUTRAL
ALL GAMES	1-1	1-0	0-1	0-0
CONFERENCE	1-1	1-0	0-1	0-0
NON-CONFERENCE	0-0	0-0	0-0	0-0

##	Player	gp-gs	min	avg	Total		3-Point		F-Throw		Rebounds				pf	dq	a	to	blk	stl	pts	avg
					fg-fga	fg%	3fg-fga	3fg%	ft-fta	ft%	off	def	tot	avg								
23	LeVert, Caris	2-2	80	40.0	11-27	.407	1-6	.167	2-5	.400	1	7	8	4.0	3	0	8	3	0	3	25	12.5
21	Irvin, Zak	2-2	79	39.5	6-27	.222	4-14	.286	5-6	.833	1	8	9	4.5	3	0	2	2	0	2	21	10.5
02	Albrecht, Spike	2-0	54	27.0	5-10	.500	4-6	.667	7-8	.875	0	8	8	4.0	2	0	7	0	0	3	21	10.5
24	Dawkins, Aubrey	2-0	42	21.0	6-10	.600	6-8	.750	2-2	1.000	2	5	7	3.5	5	0	0	2	0	0	20	10.0
32	Doyle, Ricky	2-2	41	20.5	8-9	.889	0-0	.000	3-8	.375	1	3	4	2.0	2	0	1	1	1	2	19	9.5
10	Walton Jr., Derrick	2-2	53	26.5	2-17	.118	1-6	.167	3-3	1.000	1	6	7	3.5	3	0	3	3	0	2	8	4.0
44	Bielfeldt, Max	2-0	18	9.0	3-6	.500	2-4	.500	0-0	.000	2	4	6	3.0	1	0	1	2	1	1	8	4.0
03	Chatman, Kameron	2-2	26	13.0	1-2	.500	0-1	.000	0-0	.000	0	2	2	1.0	6	0	1	1	1	0	2	1.0
34	Donnal, Mark	2-0	26	13.0	0-5	.000	0-3	.000	0-2	.000	4	3	7	3.5	6	0	1	1	0	0	0	0.0
12	Abdur-Rahkman, M-A	2-0	6	3.0	0-0	.000	0-0	.000	0-0	.000	0	0	0	0.0	1	0	0	0	0	0	0	0.0
Team											3	0	3				1					
Total.....		2	425		42-113	.372	18-48	.375	22-34	.647	15	46	61	30.5	32	0	24	16	3	13	124	62.0
Opponents.....		2	425		45-104	.433	9-28	.321	28-43	.651	18	62	80	40.0	33	1	23	26	7	9	127	63.5

TEAM STATISTICS	MICH	OPP	Date	Opponent	Score	Att.
SCORING	124	127	* 12/30/14	ILLINOIS	Wot 73-65	12707
Points per game	62.0	63.5	* 01/03/15	at Purdue	L 51-64	11271
Scoring margin	-1.5	-				
FIELD GOALS-ATT	42-113	45-104				
Field goal pct	.372	.433				
3 POINT FG-ATT	18-48	9-28				
3-point FG pct	.375	.321				
3-pt FG made per game	9.0	4.5				
FREE THROWS-ATT	22-34	28-43				
Free throw pct	.647	.651				
F-Throws made per game	11.0	14.0				
REBOUNDS	61	80				
Rebounds per game	30.5	40.0				
Rebounding margin	-9.5	-				
ASSISTS	24	23				
Assists per game	12.0	11.5				
TURNOVERS	16	26				
Turnovers per game	8.0	13.0				
Turnover margin	+5.0	-				
Assist/turnover ratio	1.5	0.9				
STEALS	13	9				
Steals per game	6.5	4.5				
BLOCKS	3	7				
Blocks per game	1.5	3.5				
ATTENDANCE	12707	11271				
Home games-Avg/Game	1-12707	1-11271				
Neutral site-Avg/Game	-	0-0				

1 = Progressive Legends Classic, Ann Arbor, Mich. (Crisler Center)
2 = Progressive Legends Classic, Brooklyn, N.Y. (Barclays Center)
3 = ACC/Big Ten Challenge, Ann Arbor, Mich. (Crisler Center)
* = Big Ten Conference game

Score by Periods	1st	2nd	OT	Totals
Michigan	59	51	14	124
Opponents	57	66	6	129