



10 NCAA TOURNAMENTS · 1 FINAL FOUR · 12 ALL-AMERICANS · 5 BIG TEN PLAYERS OF THE YEAR · 8 WNBA DRAFT PICKS

MINNESOTA WOMEN'S BASKETBALL

GAME 11

BRYCE JORDAN CENTER

Date: Monday, Jan. 25, 2021 // 5 p.m.
Site: Bryce Jordan Center // University Park, Pa.
TV: Big Ten Network // Fox Sports App
Talent: Lisa Byington & Christy Winters Scott
Radio: 96.7 FM, KFAN Plus // iHeartRadio app
Talent: Corbu Stathes & Lynnette Sjoquist
Live Stats: GopherSports.com

MINNESOTA GOLDEN GOPHERS
 Rank: AP - NR | Coaches - NR
 Head Coach: Lindsay Whalen
 Career (3rd season): 40-33 (.548)
 At Minnesota (3rd): Same



3-7
2-6 B1G

PENN STATE LADY LIONS
 Rank: AP - NR | Coaches - NR
 Head Coach: Carolyn Kieger
 Career (7th season): 110-93 (.542)
 At Penn State (2nd): 11-29 (.275)



4-6
1-5 B1G

SERIES INFORMATION

vs. Penn State
 Overall: Minnesota Trails 21-29
 Home: Minnesota Leads 13-10
 Road: Minnesota Trails 6-17
 Neutral Sites: Series Tied 2-2
 Under Whalen: Minnesota Leads 3-1
 Last Meeting: L, 69-60, in Minneapolis (1/10/21)
 Series Streak: Minnesota Lost 1
 In University Park: Minnesota Won 2

2020-21 SCHEDULE/RESULTS

Date	Opponent (TV)	W/L	Time
12.2	Eastern Illinois (BTN+)	W	72-68
12.6	Drake (BTN+)	L	66-99
12.9	Michigan State* (BTN)	L	68-81
12.14	at #16/17 Northwestern* (BTN)	L	51-80
12.23	#19/18 Indiana* (BTN+)	L	54-75
1.3	at Wisconsin* (BTN+)	W ot	88-83
1.6	at RV/RV Iowa* (BTN+)	L	79-92
1.10	Penn State* (BTN+)	L	60-69
1.14	#9/9 Maryland* (BTN)	L	73-90
1.19	at RV/RV Nebraska* (BTN)	W	76-71
1.25	at Penn State* (BTN)		5 p.m.
1.28	Purdue* (BTN+)		4 p.m.
1.31	Iowa* (BTN+)		4 p.m.
2.4	at Michigan* (BTN)		5 p.m.
2.7	at Ohio State*		TBD
2.10	Illinois* (BTN+)		4 p.m.
2.14	Wisconsin* (BTN+)		4 p.m.
2.17	at Rutgers*		TBD
2.20	at Maryland*		TBD
2.24	Nebraska* (BTN+)		4 p.m.
2.28	Michigan* (BTN+)		4 p.m.
3.5/6	at Illinois*		TBD

BIG Women's Basketball Tournament (Indianapolis)

3.9-13 vs. TBD TBD

Home games in bold | All times CT

* - Big Ten Conference game

AP/Coaches Poll Rankings as of day of game

OPENING TIP-OFF

• Minnesota women's basketball concludes its two-game road swing Monday as it visits Penn State (4-6, 1-5 B1G) at 5 p.m. The game, which is the second of two matchups between the schools this year, will be televised on Big Ten Network and can be heard on the Gophers' radio home, 96.7 FM KFAN Plus.

• The teams met just 15 days ago in Minneapolis with the Lady Lions prevailing, 69-60. Pages 3-4 have more information on that matchup and on the all-time series. This will be the first rematch for the Gophers this year. They still have follow-up contests to go with Iowa, Wisconsin, Maryland and Nebraska and two games to play against both Michigan and Illinois.

• **Jasmine Powell** leads the Gophers with a scoring average of 17.1 points per game this season. She has scored at least 11 points in each of the last 12 games dating to last season and has made three or more 3-pointers in five straight contests. In addition to her scoring prowess, which ranks 13th in the Big Ten, Powell is third in the conference and 15th nationally with her 5.9 assists per game.

• In the season opener, **Kadi Sissoko** scored 24 points in her first game at Minnesota to tie a school record for points a Gophers debut (**Kenisha Bell** vs. VCU, 11/15/16). Owner of two double-doubles in her last five games, Sissoko is second in the Big Ten in offensive rebounds per game (3.70) and is the team's top rebounder (6.8).

• After missing the first two games of the season, **Sara Scalia** averaged 8.0 points over her first three contests and was shooting 23.5 percent from the floor (8-34) and 20 percent on 3-pointers (4-20). However, she has averaged 14.3 points over the last four contests, including a season-high 18 points at Iowa on Jan. 6, while shooting 36.0 percent on field goals (18-50) and 36.1 percent on 3's (13-36). She missed the Jan. 10 contest with Penn State but has scored 14 points in each of her last two games.

• **Klarke Sconiers** has posted back-to-back games in double figures for the first time in her career with 13 points against Maryland on Jan. 14 and 10 at Nebraska on Jan. 19. She now has three games in her career with at least 10 points, also doing so in the season opener against Eastern Illinois where she posted a career-high 14 points.

• The Gophers have four players averaging double figures in Big Ten play with Powell leading the way at 16.0 points per game. Scalia is behind her at 11.6 along with **Gadiva Hubbard** (10.8). Sissoko is averaging 10.5 points per game and a team-best 6.4 rebounds per contest in league play.

• The Gophers are 2-2 on the road this season with wins at Wisconsin and Nebraska and losses to Northwestern and Iowa. Like she is for the season and league play, Powell is the team's top scorer on the road at 14.8 points per game. Meanwhile, Sissoko is nearly averaging a double-double away from home with 14.5 points and 9.5 rebounds per game. In fact, her two double-doubles this season both came on the road with 16 points and 10 rebounds against the Badgers and 20 points and 10 rebounds vs. the Hawkeyes. Also averaging double figures for Minnesota on the road are Hubbard (12.8) and Scalia (12.3).



Gadiva Hubbard scored 18 points in Tuesday's win at Nebraska, with 15 coming in the second half and 12 in the fourth quarter alone.

PREVIOUS GAME STARTERS

No.	Name	Pos.	Yr.	Pts.	Reb.	Min.	Other	Note
4	Jasmine Powell	G	So.	17.1	5.1	34.3	5.9 asst.	Third in B1G in 3's made per game (2.7) and assists (5.9)
14	Sara Scalia	G	So.	11.6	3.1	30.2	12-12 FTs	14 pts., 7 rebs. & career-high 6 assists at Nebraska (1/19)
25	Klarke Sconiers	C	So.	6.4	4.8	19.5	53.5% FG	Averaging 11.5 pts. and shooting 64.3% on FG in last 2 games
30	Kadi Sissoko	F	R-So.	12.0	6.8	30.0	37.5% 3's	Has two double-doubles on the season
34	Gadiva Hubbard	G	R-Sr.	10.9	3.5	30.0	86.4% FT	18 pts., Tuesday at Nebraska (15 in 2nd half; 12 in 4th quarter)

Minnesota Athletic Communications

Assistant Director/WBB Contact: Karl Anderson

Contact: 612.910.2564 (Cell) // kganders@umn.edu

Website: GopherSports.com

Twitter/Instagram/Facebook: @GopherWBB

2020-21 MINNESOTA GOLDEN GOPHERS




Alexia Smith
5-8 • G • Fr.
Columbus, Ohio




Jasmine Powell
5-6 • G • So.
Detroit, Mich.




Erin Hedman
6-3 • F • Fr.
New Berlin, Wis.




Laura Bagwell Katalinich
6-0 • F • Gr.
Minneapolis, Minn.




Sara Scalia
5-10 • G • So.
Stillwater, Minn.




Kayla Mershon
6-3 • F • Jr.
Minnetonka, Minn.




Caroline Strande
5-11 • G • Fr.
Racine, Wis.




Katie Borowicz
5-7 • G • Fr.
Roseau, Minn.




Justice Ross
6-0 • F • R-Fr.
Des Moines, Iowa




Klarke Sconiers
6-2 • C • So.
Queens, N.Y.



Kadi Sissoko
6-2 • F • R-So.
Paris, France



Gadiva Hubbard
5-9 • G • R-Sr.
Virginia Beach, Va.



Grace Cumming
6-3 • F • R-Fr.
Des Moines, Iowa



Lindsay Whalen
Head Coach
Third Season
Minnesota, '04



Carly Thibault-DuDonis
Associate Head Coach
Third Season
Monmouth, '13



Danielle O'Banion
Assistant Coach
Third Season
Boston College, '01



Kelly Curry
Assistant Coach
Third Season
Minnesota, '07



Melissa Maines
Asst. AD/Director of Operations
Third Season
Texas Tech, '98

2020-21 GOLDEN GOPHER ROSTER/PRONUNCIATIONS

ALPHABETICAL

No.	Name	Pos.	Ht.	Yr.	Hometown/Previous School
12	Laura Bagwell Katalinich	F	6-0	Gr.	Minneapolis, Minn. (Cornell Univ.)
23	Katie Borowicz	G	5-7	Fr.	Roseau, Minn. (Roseau HS)
43	Grace Cumming	F	6-3	R-Fr.	Des Moines, Iowa (Des Moines Roosevelt HS)
10	Erin Hedman	F	6-3	Fr.	New Berlin, Wis. (Eisenhower HS)
34	Gadiva Hubbard	G	5-9	R-Sr.	Virginia Beach, Va. (Princess Anne HS)
15	Kayla Mershon	F	6-3	Jr.	Minnetonka, Minn. (Univ. of Nebraska)
4	Jasmine Powell	G	5-6	So.	Detroit, Mich. (Detroit Country Day HS)
24	Justice Ross	F	6-0	R-Fr.	Des Moines, Iowa (Des Moines East HS)
14	Sara Scalia	G	5-10	So.	Stillwater, Minn. (Stillwater HS)
25	Klarke Sconiers	C	6-2	So.	Queens, N.Y. (Christ the King HS)
30	Kadi Sissoko	F	6-2	R-So.	Paris, France (Syracuse University)
1	Alexia Smith	G	5-8	Fr.	Columbus, Ohio (Columbus Africentric Early College)
21	Caroline Strande	G	5-11	Fr.	Racine, Wis. (Racine Lutheran HS)

Associate Head Coach Carly Thibault-DuDonis
TEE-bow doo-DON-iss
Strength Coach Kristin Zdanczewicz
zuh-DANZ-vich
Laura Bagwell Katalinich
cuh-TAL-in-itch

Katie Borowicz buh-RAH-vitch
Gadiva Hubbard guh-DEEV-uh
Kayla Mershon MERR-shawn
Sara Scalia SCAL-ee-uh
Klarke Sconiers SKON-yers
Kadi Sissoko KADD-ee see-SO-koh
Caroline Strande STRAND-ee

ROSTER BREAKDOWN

Starters Returning: (3)
Gadiva Hubbard, G, R-Sr.
Jasmine Powell, G, So.
Sara Scalia, G, So.

Letterwinners
Returning: (4)
Gadiva Hubbard, G, R-Sr.
Jasmine Powell, G, So.
Sara Scalia, G, So.
Klarke Sconiers, C, So.

Redshirted Players
Returning: (3)
Grace Cumming, F, R-Fr.
Justice Ross, F, R-Fr.
Kadi Sissoko, F, R-So.

Newcomers: (6)
Laura Bagwell Katalinich, F, Gr.
Katie Borowicz, G, Fr.
Erin Hedman, F, Fr.
Kayla Mershon, F, Jr.
Alexia Smith, G, Fr.
Caroline Strande, G, Fr.

By Class:
Seniors (2)
Juniors (1)
Sophomores (4)
Freshmen (6)

By Home:
Minnesota (4)
Iowa (2)
Wisconsin (2)
Michigan (1)
New York (1)
Ohio (1)
Virginia (1)
France (1)

EARLIER THIS SEASON VS. PENN STATE

INSIDE THE SERIES



Official Basketball Box Score - Final
Penn St. at Minnesota
 01/10/21 Williams Arena, Minneapolis
 2020-21 Women's Basketball
 Game Time: 4:00 PM
 Game Duration: 1:56
 Officials: Tim Daley, Brad Maxey, Kelsey Reynolds

Penn St. - 69 Record: 4-5 (1-4)

NO.	Name	Min	FG		3P		FT		Rebounds			Fouls		TP	AS	TO	ST	Blocks		+/-	
			M-A	M-A	M-A	M-A	OR	DR	TOT	PF	FD	BS	BA								
11	Anna Camden	F 13:11	1-5	1-4	0-0	0	1	1	4	0	3	0	0	0	0	0	0	0	0	0	5
33	Johnasia Cash	F 29:42	4-11	0-0	6-8	2	10	12	5	8	14	0	2	1	0	1	14				
20	Makenna Marisa	G 27:57	3-6	1-3	2-2	1	3	4	2	2	9	2	4	2	0	0	1				
23	Shay Hagans	G 22:08	2-3	0-1	0-1	2	3	5	1	1	4	1	2	2	0	0	11				
25	Kelly Jekot	G 36:42	5-18	1-6	4-5	3	5	8	0	5	15	4	7	2	0	2	11				
1	Niya Beverley	26:13	2-4	2-2	1-2	1	2	3	1	2	7	3	0	0	0	0	5				
15	Maddie Burke	27:38	4-12	3-9	2-2	0	1	1	4	3	13	0	1	0	0	1	2				
10	Tova Sabel	09:15	1-1	1-1	1-2	1	0	1	2	2	4	0	2	0	0	0	-4				
0	Nyam Thornton	07:14	0-1	0-0	0-0	1	1	2	1	1	0	1	0	1	0	0	0				
Team																					
Totals			22-61	9-26	16-22	11	26	37	20	24	69	11	19	8	0	4	9				

Shooting By Period

1st	2nd	3rd	4th	GM
FG% 7-14 50.0%	FG% 5-18 27.8%	FG% 8-21 38.1%	FG% 2-8 25.0%	22-61 36.1%
3PT% 1-5 20.0%	3PT% 3-8 37.5%	3PT% 4-9 44.4%	3PT% 1-4 25.0%	9-26 34.6%
FT% 0-0 0%	FT% 5-7 71.4%	FT% 1-3 33.3%	FT% 10-12 83.3%	16-22 72.7%

Dead Ball Rebounds: 9, 6

Most Minnesota Points vs. Penn State

in Minneapolis	101	2/11/18
in University Park	91	1/10/18
Neutral	85	3/4/20

Fewest Minnesota Points vs. Penn State

in Minneapolis	30	1/10/00
in University Park	43	2/24/00
Neutral	52	3/4/10

Biggest Minnesota Wins vs. Penn State

in Minneapolis	33 (101-68)	2/11/18
in University Park	20 (91-71)	1/10/18
Neutral	20 (85-65)	3/4/20

Most Penn State Points vs. Minnesota

in Minneapolis	92	3/6/94
in University Park	92	2x, MR: 2/24/00
Neutral	78	3/2/12

Fewest Penn State Points vs. Minnesota

in Minneapolis	48	12/6/09
in University Park	48	2/14/08
Neutral	63	3/4/10

Biggest Penn State Wins vs. Minnesota

in Minneapolis	52 (82-30)	1/10/00
in University Park	49 (92-43)	2/24/00
Neutral	11 (63-52)	3/4/10

Longest Win Streaks

Minnesota	6, 2x, MR: 3/2/17-3/4/20
Penn State	12, 2/19/95-1/6/03

Minnesota - 60 Record: 2-6 (1-5)

NO.	Name	Min	FG		3P		FT		Rebounds			Fouls		TP	AS	TO	ST	Blocks		+/-
			M-A	M-A	M-A	M-A	OR	DR	TOT	PF	FD	BS	BA							
15	Kayla Mershon	F 19:00	2-3	0-0	2-2	0	4	4	3	1	6	0	2	1	0	0	-7			
30	Kadiatou Sissoko	F 12:58	0-5	0-1	2-2	2	0	2	5	1	2	0	2	0	1	0	-8			
1	Alexia Smith	G 35:22	2-8	0-2	0-0	1	0	1	4	0	4	2	2	2	0	0	-3			
4	Jasmine Powell	G 32:46	6-16	1-10	3-4	0	6	6	3	5	19	4	3	2	0	0	-6			
34	Gadiva Hubbard	G 34:15	3-12	4-10	1-2	0	5	5	3	2	8	6	1	3	0	0	-5			
12	Laura Bagwell Katalinich	26:11	3-7	0-0	6-8	2	3	5	1	7	12	2	3	1	0	0	-5			
23	Katie Borowicz	16:13	1-7	0-5	0-0	0	1	1	1	0	2	2	0	1	0	0	-12			
25	Klarke Sconiers	23:15	3-6	0-0	1-2	4	2	6	4	4	7	0	0	1	3	0	1			
Team																				
Totals			20-64	5-28	15-20	9	22	31	24	20	60	16	13	11	4	0	-9			

Shooting By Period

1st	2nd	3rd	4th	GM
FG% 5-16 31.3%	FG% 6-19 31.6%	FG% 4-13 30.8%	FG% 1-4 25.0%	20-64 31.3%
3PT% 1-6 16.7%	3PT% 3-4 75%	3PT% 2-11 18.2%	3PT% 1-2 50%	5-28 17.9%
FT% 3-4 75%	FT% 6-8 75%	FT% 1-2 50%	FT% 15-20 75.0%	15-20 75.0%

Dead Ball Rebounds: 8, 3

	PSU	MINN
Biggest lead	12 (4th 3:29)	5 (2nd 3:19)
Best Scoring Run	8 (2nd 7:40)	8 (2nd 4:14)
Lead Changes	9	
Times Tied	5	
Time with Lead	26:37	10:23

Points from	PSU	MINN
Turnovers	6	16
Paint	26	20
Second Chance	14	13
Fast Breaks	15	7
Bench	24	21

Period by Period Scoring	1st	2nd	3rd	4th	TOT
PSU	15	18	21	15	69
MINN	14	20	10	16	60

CAREER STATS VS. PENN STATE

Player	Gp	Gs	Min	Avg	3-POINT			REBOUNDS			Pct.	Ft-Fta	Pct.	Q-D/Tot	Avg	Pf/Dq	Ast	TO	Blk	ST	Pts	Avg
					Fg-Fga	Pct.	Fg-Fga	Pct.	Ft-Fta	Pct.												
Bagwell Katalinich	1	0	26	26.0	3-7	.429	0-0	---	6-8	.750	2-3/5	5.0	1/0	2	3	0	1	12	12.0			
Borowicz	1	0	16	16.0	1-7	.143	0-5	.000	0-0	---	0-1/1	1.0	1/0	2	0	0	1	2	2.0			
Hubbard	7	5	214	30.6	30-62	.484	16-40	.400	3-4	.750	3-16/19	2.7	16/0	22	18	2	10	79	11.3			
Mershon*	3	2	58	19.3	5-13	.385	1-2	.500	3-3	1.000	5-8/13	4.3	7/0	1	4	3	4	14	4.7			
Powell	3	2	90	30.0	15-40	.375	5-15	.333	8-12	.667	0-12/12	4.0	6/0	12	9	1	7	43	14.3			
Scalia	2	2	73	36.5	9-17	.529	6-11	.545	3-4	.750	4-7/11	5.5	2/0	9	3	0	5	27	13.5			
Sconiers	2	0	30	15.0	3-7	.429	0-0	---	1-2	.500	4-4/8	4.0	6/0	0	2	4	1	7	3.5			
Sissoko	1	1	13	13.0	0-5	.000	0-1	.000	2-2	1.000	2-0/2	2.0	5/1	0	2	1	0	2	2.0			
Smith	1	1	35	35.0	2-8	.250	0-2	.000	0-0	---	1-0/1	1.0	4/0	2	2	0	2	4	4.0			

*Includes stats recorded while playing at Nebraska

GOPHERS QUICK HITERS

- **Laura Bagwell Katalinich:** Native of Minnesota, won high school state championship on Williams Arena floor; previously played at Cornell and Penn
- **Katie Borowicz:** Joined Gophers as early enrollee on Jan. 2; graduated early from high school after signing NLI in November of 2020
- **Grace Cumming:** Has known Justice Ross since 4th/5th grade, played AAU with and against each other and high schools are rivals; also a standout volleyball player
- **Erin Hedman:** Used to figure skate competitively for 6-7 years
- **Gadiva Hubbard:** Cousin, Briante Weber, played at VCU and has spent time with five different NBA teams
- **Kayla Mershon:** Native of Minnesota, won high school state championship on Williams Arena floor; spent first two seasons at Nebraska
- **Jasmine Powell:** Personal goals are to win an NCAA championship and to play in the WNBA
- **Justice Ross:** Has known Grace Cumming since 4th/5th grade, played AAU with and against each other and high schools are rivals
- **Sara Scalia:** Grew up going to Gophers games; parents had courtside season tickets to Minnesota Lynx while Lindsay Whalen was a player
- **Klarke Sconiers:** Went to the same high school (Christ the King) as women's basketball legends Sue Bird and Chamique Holdsclaw
- **Kadi Sissoko:** First Gophers player ever from France; spent freshman season at Syracuse
- **Alexia Smith:** First five-star recruit for either the men's or women's programs at Minnesota since at least the 2011 class
- **Caroline Strande:** Finished fifth in Wisconsin state high school history in career points; also owns high school state record with 9 goals in one soccer game;
- **Danielle O'Banion:** Previously served as assistant coach for Minnesota during its best five-season run in school history from 2002-03 to 2006-07; presented the USBWA Pat Summitt Most Courageous Award for women's basketball for her fight against cancer. She was diagnosed with Stage 2 lymphoma cancer in 2014 and went through a series of chemotherapy treatments. Six months after being diagnosed, O'Banion announced on Twitter that the cancer had gone into remission. She entered the 2015-16 season cancer free and still is to this day.
- **Kelly Roysland:** Was a freshman on the 2004 Final Four team, which was Lindsay Whalen's senior season; was previously an assistant at North Dakota State (2008-10) and Minnesota (2010-14) and most recently served as head coach at Macalaster College in Saint Paul (2014-18).
- **Carly Thibault-DuDonis:** Father, Mike, is the head coach of the WNBA's Washington Mystics, and he was the head coach of the Connecticut Sun when the team drafted Lindsay Whalen in 2004; brother, Eric, is the associate head coach of the Mystics; husband, Blake, is the head women's basketball coach at UW-River Falls.

TEAM COMPARISON

	MINN	PSU
Record	3-7	4-6
Conference Record	2-6	1-5
Points/Game	68.7	73.4
Opp. Points/Game	80.8	73.1
Field Goal Percentage	.380	.427
Opp. Field Goal Percentage	.464	.424
3-Point Percentage	.317	.332
Opp. 3-Point Percentage	.394	.239
Free Throw Percentage	.749	.674
Rebounds/Game	36.6	39.1
Opp. Rebounds/Game	37.9	37.9
Off. Rebounds/Game	13.4	11.7
Opp. Off. Rebounds/Game	11.8	11.4
Personal Fouls/Game	17.3	16.5
Assists/Game	14.0	12.8
Turnovers/Game	15.5	17.7
Turnovers Forced/Game	13.4	15.4
Steals/Game	6.6	7.4
Blocked Shots/Game	2.9	2.8

QUICK FACTS

General

Location: Minneapolis, Minn. | **Founded:** 1851

Enrollment: 52,017 | **Colors:** Maroon & Gold

Conference: Big Ten

University President: Joan T.A. Gabel

Faculty Athletics Reps: Perry Leo, Dr. Frances Homans

Director of Athletics: Mark Coyle

Senior Woman Administrator: Julie Manning

Coaching Staff

Head Coach: Lindsay Whalen (Minnesota, '04)

Career Record Overall (B1G): 40-33 (16-28 B1G) (3rd Year)

Associate Head Coach: Carly Thibault-DuDonis (Monmouth, '13)

Assistant Coach: Danielle O'Banion (Boston College, '01)

Assistant Coach: Kelly Curry (Minnesota, '07)

Asst. AD/Director of Operations: Melissa Maines

Video Coordinator: Greg Haag

Athletic Trainer: Steve Patterson

Strength Coach: Kristin Zdanczewicz

Assistant to the Head Coach: Garrett Solis

Administrative Intern: Annie Odegard

Basketball Office Phone: (612) 624-3563

Team

2019-20 Record: 16-15 (H: 9-8 | A: 6-6 | N: 1-1)

Conference Record (Finish): 5-13 (11th)

2019-20 Postseason: Big Ten Tournament 2nd Round

2020-21 Starters Returning/Lost: 3/2

2020-21 Letterwinners Returning/Lost: 4/7

Program History

First Season: 1971-72

All-Time Record: 723-688 (.512)

All-Time Big Ten Record: 272-382 (.416)

20-Win Seasons: 12 ('83, '02-05, '08, '09, '14-16, '18-19)

NCAA Tournaments: 10 ('94, '02-'06, '08, '09, '15, '18)

Sweet 16s: 3 ('03, '04, '05) | **Elite Eights:** 1 ('04)

Final Fours: 1 ('04)

Williams Arena

Capacity / Year Opened: 14,625 / 1928

Arena Press Row Phone: (612) 626-1308

Williams Arena Manager: Everett Knowles

Williams Arena Record (1971-93, '02-Pres.): 371-170 (.686)

Mailing Address

Athletic Communications

University of Minnesota

225 Bierman Field Athletic Building

516 15th Avenue SE

Minneapolis, Minn. 55455

FACING PENN STATE

• Minnesota and Penn State meet for the 51st time on Monday. The Lady Lions hold a 29-21 edge in the series, but the Gophers have won six of the last seven matchups and nine of the past 11.

• In University Park, Penn State leads the series 17-6, but the Gophers have won two straight at Bryce Jordan Center and three of the last four.

• Prior to the loss on Jan. 10, the Gophers' six-game win streak in the series was their second longest active streak against one team and tied for their ninth-longest streak ever against one team. During the six-game stretch, Minnesota won by an average margin of nearly 20 points (87.5-68.2).

• Penn State head coach **Carolyn Kieger** is a native of Roseville, Minn., and attended Roseville High School.

• Minnesota freshman **Alexia Smith** and Penn State freshman **Nyam Thornton** were high school teammates at Columbus Africentric Early College in Ohio.

• Penn State enters the game 4-6 on the season and 1-5 in Big Ten play. The Lady Lions won their first three games of the season but have since dropped six of their last seven contests. Their most recent game scheduled for Thursday at Rutgers was postponed due to COVID-19 concerns with the Scarlet Knights' program.

• Three players are averaging double figures for Penn State: **Kelly Jekot** (15.9 points per game), **Makenna Marisa** (13.1) and **Johnasia Cash** (12.3). Cash is also the team's leading rebounder at 7.9 boards per game.

• As a team, Penn State ranks second in the Big Ten in opponent 3-point percentage (.239), while Jekot is third in the league in minutes per game (34.62) and fifth in free throw percentage (.821).

EARLIER THIS SEASON AGAINST THE LADY LIONS

• Minnesota saw its recent success over Penn State come to an end on Jan. 10 with a 69-60 loss to the Lady Lions at Williams Arena.

• The Golden Gophers had won six in a row in the series and five straight at home, but Penn State used a strong third quarter to score the win.

• **Jasmine Powell** led all scorers with 19 points, and she tied **Klarke Sconiers** for the team lead with six rebounds. Also in double figures for Minnesota was **Laura Bagwell Katalinich**, who had 12 points and five boards.

• **Kayla Mershon** had six points and four rebounds as she made her first start as a Gopher, while freshman **Katie Borowicz**, who joined the team as an early enrollee on Jan. 2, made her collegiate debut with two points, two assists, a rebound and a steal.

• After a tight first quarter in which neither team led by more than three, Penn State opened up a 25-18 lead in the second quarter. Minnesota responded, though, with an 8-0 run that turned into a 13-1 stretch. Ten of the 13 points belonged to Powell.

• The Gophers took a 34-33 lead into halftime, but the Lady Lions opened the third quarter on a 10-2 run in the first two minutes of the second half. Minnesota was able to cut the deficit down to five, twice in the frame, but Penn State outscored the Gophers, 21-10, to take a 54-44 lead into the fourth.

• A 3-pointer from Powell cut the lead to 57-51 with 6:10 to play in the game, but Minnesota would get no closer than that.

• Penn State was led by **Kelly Jekot's** 15 points, while **Johnasia Cash** had 14 points and 12 rebounds, and **Maddie Burke** added 13 points.

LAST TIME IN UNIVERSITY PARK

• The Golden Gophers rode a hot start to an 81-74 victory at Penn State on Dec. 28, 2019.

• **Sara Scalia** (22) and **Destiny Pitts** (21) each eclipsed the 20-point mark to lead the Gophers' offense.

• Scalia scored 10 points in the first quarter and had 15 in the first half. She set a career high with five 3-pointers made and added four assists and seven rebounds.

• Minnesota, which never trailed, outscored the Lady Lions 28-10 in the opening quarter. It was the team's highest scoring opening quarter last season and tied for its third highest overall. The team shot 73 percent from the floor in the frame and held PSU to 18 percent shooting.

• The second quarter was nearly a repeat as the Golden Gophers held a 26-11 edge in the frame to lead 54-21 at halftime. It tied for the most points Minnesota scored in any half a year ago and was the team's largest halftime lead. Minnesota shot 64 percent in the half, while Penn State was limited to 21 percent.

• Penn State climbed back into the game, though, in the third quarter by outscoring Minnesota, 19-8. The lead was 62-40 for Minnesota heading into the fourth quarter, but the Lady Lions kept fighting. They held a 34-19 edge in the frame. Penn State opened the fourth on a 14-5 run before a clutch 3-pointer from Scalia stopped the comeback and preserved the win.

RECAPPING THE WIN AT NEBRASKA

• Minnesota held Nebraska to just 10 points in the fourth quarter as the Gophers earned a hard-fought, 76-71 win Tuesday at Pinnacle Bank Arena.

• **Godiva Hubbard** led four Gophers in double figures with 18 points, 15 of which came in the second half and 12 in the fourth quarter alone. She also tallied seven rebounds, one off a career high.

• Hubbard was 5-of-9 on 3-pointers, leading a long-range attack for Minnesota that saw the team finish 15-of-32 on 3's. **Sara Scalia** was 4-of-10, while **Jasmine Powell** made three of eight shots as the Gophers made the fourth most 3-pointers in team history and the most in the Lindsay Whalen coaching era. The 32 attempts also tied for the most under Whalen, while the 46.9 percent shot in the game was a season best.

• Powell finished with 15 points and five assists, while Scalia recorded 14 points and a career-high six assists. As a team, the Gophers had 18 assists on 24 made field goals and committed only seven turnovers, a season low and a figure that tied for the seventh fewest in program history.

• Also in double figures was **Klarke Sconiers**, who finished with 10 points. **Kadi Sissoko** nearly had her third double-double of the season with eight points and a team-high nine rebounds, including five offensive.

• Nebraska led by as many as 10 in the first half and was up by two entering the fourth quarter. The Huskers extended the lead to five, but Hubbard broke through with a 3-pointer to kickstart an 8-0 run.

• The Huskers evened the game back up at 68-68 with 1:10 to go, but Hubbard knocked down her third 3-pointer of the quarter to put the Gophers ahead for good with 49 seconds remaining. Hubbard's 12 points in the fourth were the most by a Gopher in any quarter this season, while Nebraska's 10 points were the fewest by an opponent this year.

• After shooting 53.1 percent in the first half, the Huskers were held to just 24.2 percent shooting in the second half, including 14.3 percent in the fourth quarter, missing 18 of 21 shots in the final quarter.

B1G STANDINGS (GAMES THROUGH 1/23)

	Team	B1G	Pct.	Overall	Pct.
1.	Maryland	7-0	1.000	11-1	.917
2.	Indiana	6-1	.857	8-3	.727
3.	Michigan	5-1	.833	10-1	.909
4.	Ohio State	4-1	.800	8-1	.889
5.	Northwestern	6-2	.750	8-2	.800
6.	Iowa	5-3	.625	9-3	.750
7.	Michigan State	3-2	.600	8-2	.800
8.	Nebraska	5-4	.556	7-5	.583
9.	Purdue	3-5	.375	6-6	.500
10.	Rutgers	1-3	.250	5-3	.625
	Minnesota	2-6	.250	3-7	.300
12.	Penn State	1-5	.167	4-6	.400
13.	Illinois	0-6	.000	2-7	.222
	Wisconsin	0-9	.000	3-9	.250

THE POLLS

AP Top 25 (Jan. 18)

Rnk	Team	Record	Pts.	Pvs.
1.	Louisville (20)	12-0	710	2
2.	North Carolina State (5)	10-0	680	3
3.	Connecticut (1)	7-0	659	4
4.	South Carolina (2)	9-1	650	5
5.	Stanford (1)	11-1	632	1
6.	UCLA	8-2	545	8
7.	Maryland*	11-1	533	9
8.	Texas A&M	13-1	515	7
9.	Baylor	8-2	499	6
10.	Arizona	10-2	474	11
11.	Michigan*	10-0	443	13
12.	Kentucky	10-3	420	12
13.	Oregon	9-3	378	10
14.	South Florida	10-1	310	16
15.	Arkansas	11-4	266	17
16.	Indiana*	8-3	226	18
17.	Ohio State*	7-1	218	15
18.	DePaul	8-3	217	19
19.	Mississippi State	8-4	198	14
20.	Gonzaga	12-2	162	20
21.	Northwestern*	7-2	115	22
22.	Georgia	12-1	113	RV
23.	Syracuse	6-1	111	24
24.	Iowa State	9-4	65	NR
25.	Tennessee	9-2	61	23

Others receiving votes: South Dakota State 52, Texas 49, Missouri State 43, West Virginia 34, Washington State 14, Alabama 10, Nebraska 9*, Rice 6, Arizona State 6, IUPUI 2.

USA Today/Coaches Top 25 (Jan. 19)

Rnk	Team	Record	Pts.	Pvs.
1.	Louisville (30)	12-0	798	2
2.	North Carolina State (1)	10-0	749	3
3.	South Carolina	10-1	721	4
4.	Stanford (1)	11-1	710	1
5.	Connecticut	7-0	697	5
6.	UCLA	8-2	596	8
7.	Maryland*	11-1	595	9
8.	Texas A&M	13-1	570	7
9.	Baylor	8-2	541	6
10.	Arizona	10-2	499	13
11.	Michigan*	10-0	477	12
12.	Kentucky	10-3	474	11
13.	Oregon	9-3	405	10
14.	South Florida	10-1	306	17
15.	Indiana*	8-3	301	18
16.	Ohio State*	7-1	291	15
17.	Arkansas	11-5	286	16
18.	Gonzaga	12-2	227	19
19.	Mississippi State	8-4	211	14
20.	Syracuse	6-1	195	21
21.	DePaul	8-3	166	22
22.	Northwestern*	7-2	145	23
23.	Georgia	12-1	109	RV
24.	Texas	9-3	82	20
25.	Missouri State	6-2	69	25

Others receiving votes: Tennessee 46, South Dakota State 41, Iowa 24*, West Virginia 21, Iowa State 9, Virginia Tech 7, Michigan State 6*, Florida Gulf Coast 6, Colorado 5, Washington State 4, Nebraska 4*, IUPUI 2, Delaware 2, Dayton 2, Arizona State 1.

* - 2020-21 Opponent

GOPHERS ENDURING CHALLENGING START TO SCHEDULE

• Minnesota is 3-7 to start the season and 2-6 in Big Ten play, though the team has started the season against a difficult schedule.

• The 10 teams the Gophers have played have a combined record of 71-45 (.612), including a 55-23 (.705) mark for the teams against which they've lost.

• The .612 opponent win percentage for Minnesota is the fourth highest among Big Ten teams.

• The Gophers will have played six of their eight league games against teams ranked eighth or better in the current standings.

• Five of the six losses in Big Ten play have come against teams currently ranked or receiving votes in the AP Top 25: No. 9 Maryland (11-1), No. 18 Indiana (8-3), 22 Northwestern (7-2), RV Michigan State (8-2) and RV Iowa (8-3).

SISSOKO, SCONIERS AMONG B1G'S MOST IMPROVED

• **Kadi Sissoko** has recorded the biggest increase in rebounding average in all of the Big Ten from her last season of competition and one of the best improvements in scoring.

• As a freshman at Syracuse in 2018-19, Sissoko averaged 1.8 rebounds per game. But this year, her rebounding average stands at 6.8. That increase of 5.0 rebounds per game is first in the conference. Meanwhile, **Klarke Sconiers'** rebounding average has gone from 1.6 to 4.8 to rank 11th.

TOP B1G REBOUNDING IMPROVEMENT

PLAYER, SCHOOL	2019-20	2020-21	DIFF.
Kadi Sissoko, MINN	1.8*	6.8	5.0
Jeanae Terry, ILL	3.8	8.7	4.9
McKenna Warnock, IOWA	4.5	9.1	4.6
Mimi Collins, MD	3.4*	7.8	4.4
Courtney Shaw, NU	2.7	7.1	4.4
Sam Haiby, NEB	4.2	8.2	4.0
Trinity Brady, NEB	1.1	5.0	3.9
Naz Hillmon, MICH	8.7	12.3	3.6
Eva Rubin, ILL	0.4*	3.9	3.5
Fatou Diagne, PUR	4.1	7.5	3.4
Klarke Sconiers, MINN	1.6	4.8	3.2

* 2018-19 average

• Sissoko is also among the most improved scorers in the league as she has gone from 3.2 points per game as a freshman to 12.0 this year, an increase of 8.8 that is fourth-best in the league.

TOP B1G SCORING IMPROVEMENT

PLAYER, SCHOOL	2019-20	2020-21	DIFF.
Alyza Winston, MSU	2.9	13.4	10.5
Diamond Miller, MD	7.7	17.9	10.2
Sydney Wood, NU	5.1	14.2	9.1
Kadi Sissoko, MINN	3.2*	12.0	8.8
Naz Hillmon, MICH	17.4	26.1	8.7

* 2018-19 average

POWELL IMPROVING HER MARK FROM LONG RANGE

• Sophomore **Jasmine Powell** has improved her 3-point shooting between the first two years of her career.

• As a freshman, Powell was 30-of-100 on 3-pointers, shooting 30 percent from long range and making 0.96 3-pointers per contest.

• But this year, she's already 27-of-76 on 3's, shooting 35.5 percent and making 2.7 per game.

• She ranks third in the Big Ten in 3's made, 3's attempted and 3's made per game, while she is ninth in 3-point percentage.

• This season, Powell has made at least two 3-pointers in every game but one, including seven games with at least three made and two games of a career-high four made 3's. She's made at least three 3-pointers in each of her last five outings.

GOPHERS GAINING EXPERIENCE WITH YOUNG ROSTER

• With 10 of its 13 players either freshmen or sophomores, no team in the Big Ten has a higher percentage of its roster comprised of underclassmen than Minnesota's 76.9 percent. Wisconsin (73.3 percent) is the only other team at 70 percent or higher.

• Through Jan. 21, the Gophers' roster had played a combined 9,441 minutes, which ranks ninth in the Big Ten. For comparison, Purdue leads the conference with a combined 16,350 minutes and Monday's opponent, Penn State, is sixth at 11,860.

• Redshirt senior **Gadiva Hubbard** (3,150) accounts for over a third of the Gophers' career minutes herself. The other two upperclassmen are graduate transfer **Laura Bagwell Katalinich** (1,633) and junior **Kayla Mershon** (1,004). Bagwell Katalinich missed the first three games this season due to injury, while Mershon sat out the first four due to NCAA transfer rules. Those three combine for nearly two-thirds of the Gophers' career minutes (5,787 minutes; 61.3 percent).

• Of the 13 Gophers on the roster this year, six are playing in their first season of collegiate basketball and three are playing in their first year at Minnesota.

• If the minutes are limited to only in their time within the program, the Gophers have a combined 6,863, which would rank 12th in the conference, and Hubbard would account for 45.9 percent of those minutes.

• Meanwhile, Hubbard (-2.3 minutes per game) and **Sara Scalia** (-2.2) have seen their playing time stay relatively similar to last year, while **Jasmine Powell** (+8.2) and **Klarke Sconiers** (+8.9) have both seen notable increases in their playing time.

BOROWICZ JOINS GOPHERS AS EARLY ENROLLEE

• Incoming freshman **Katie Borowicz**, who signed an ALL with Minnesota in November, has graduated early from high school and joined the Golden Gophers program on Jan. 2.

• A native of Roseau, Minn., Borowicz attended Roseau High School. A four-star recruit according to ESPN, she was the 98th-ranked player overall in the class and the No. 19 point guard. The 5'7 Borowicz was a three-time all-state honoree, including as a junior when she averaged 31.3 points, 6.8 rebounds, 6.2 steals and 6.0 assists per game.

• On the varsity team since seventh grade, she scored over 2,000 points in her career and reached 1,000 by her sophomore season. Borowicz helped Roseau to a state title in 2017, a runner-up finish in the following season and a spot in the semifinals in 2019.

• Borowicz has played in three games this year and is averaging 3.3 points, 1.3 assists, 0.7 rebounds and 0.7 steals while playing 8.0 minutes per game.

MERSON GRANTED IMMEDIATE ELIGIBILITY

• Transfer forward **Kayla Mershon** was granted immediate eligibility by the NCAA and Big Ten on Dec. 22.

• The 6'3 native of Minnetonka, Minn., joined the Maroon and Gold this spring after playing two seasons at Nebraska. Mershon has two years of on-court eligibility.

• She made her Minnesota debut against Indiana on Dec. 23 and scored three points with three rebounds.

QUARTERS BY THE NUMBERS

Most points by a Gopher in a quarter

- 12 Gadiva Hubbard at Nebraska, 1/19 (Q4)
- 11 Sara Scalia at Nebraska, 1/19 (Q2)
- 11 Jasmine Powell at Iowa, 1/6 (Q2)
- 11 Kadi Sissoko at Iowa, 1/6 (Q1)
- 10 Jasmine Powell vs. Penn State, 1/10 (Q2)

Most points by an opponent in a quarter

- 14 Nia Clouden, Michigan State, 12/9 (Q1)
- 12 Caitlin Clark, Iowa, 1/6 (Q3)
- 12 Lariah Washington, Eastern Illinois, 12/2 (Q1)
- 10 8x, MR: Sam Haiby, Nebraska, 1/19 (Q1)

Most Gophers team points in a quarter

- 29 at Nebraska, 1/19 (Q2)
- 27 at Iowa, 1/6 (Q1)
- 27 vs. Michigan State, 12/9 (Q2)
- 26 vs. Maryland, 1/14 (Q2)
- 23 vs. Drake, 12/6 (Q4)

Fewest Gophers team points in a quarter

- 7 at Northwestern, 12/14 (Q3)
- 9 vs. Indiana, 12/23 (Q2)
- 9 vs. Drake, 12/6 (Q3)
- 10 at Nebraska, 1/19 (Q1)
- 10 vs. Penn State, 1/10 (Q3)

Most opponent team points in a quarter

- 33 Drake, 12/6 (Q1)
- 30 Iowa, 1/6 (Q3)
- 28 Michigan State, 12/9 (Q2)
- 26 Maryland, 1/14 (Q3)
- 25 4x, MR: Maryland, 1/14 (Q2)

Fewest opponent team points in a quarter

- 10 Nebraska, 1/19 (Q4)
- 11 Wisconsin, 1/3 (Q1)
- 13 Michigan State, 12/9 (Q4)
- 13 Eastern Illinois, 12/3 (Q3)
- 14 Maryland, 1/14 (Q4)

Gophers team points in Q1

- Most: 27 at Iowa, 1/6
- Fewest: 10 at Nebraska, 1/19

Gophers team points in Q2

- Most: 29 at Nebraska, 1/19
- Fewest: 9 vs. Indiana, 12/23

Gophers team points in Q3

- Most: 22 vs. Eastern Illinois, 12/2
- Fewest: 7 at Northwestern, 12/14

Gophers team points in Q4

- Most: 23 vs. Drake, 12/6
- Fewest: 11 vs. Michigan State, 12/9

Opponent team points in Q1

- Most: 33, Drake, 12/6
- Fewest: 11, Wisconsin, 1/3

Opponent team points in Q2

- Most: 28, Michigan State, 12/9
- Fewest: 16, Eastern Illinois, 12/2

Opponent team points in Q3

- Most: 30, Iowa, 1/6
- Fewest: 13, Eastern Illinois, 12/2

Opponent team points in Q4

- Most: 24, Iowa, 1/6
- Fewest: 10, Nebraska, 1/19

- Mershon played in all 60 games with 15 starts in her two seasons with the Huskers. She averaged 2.4 points and 2.8 rebounds in 14.6 minutes of action per contest while shooting 35.8 percent from the floor and 30.0 percent on 3-pointers.

WHALEN IN THIRD SEASON AT HELM OF ALMA MATER

- **Lindsay Whalen** entered her third season as the head coach of the Golden Gophers with a 37-26 record overall and 14-22 mark in Big Ten play.

- Her win total and win percentage (.587) were both the fourth highest all-time among Gopher coaches through her first two seasons.

- She is already fifth in program history for victories (40), while her win percentage (.548) is fourth best among those with at least 40 games coached.

- Including Whalen, there were 23 head coaches in NCAA Division I who made their debuts in 2018-19. Through two seasons, Whalen ranked second among them in wins and win percentage behind only Western Kentucky's Greg Collins (42 wins, .656 win pct.).

- Whalen has coached one WNBA draft pick, one All-American, seven All-Big Ten honorees, two Big Ten All-Freshman team selections, one Big Ten All-Defensive Team player and 11 Academic All-Big Ten honorees.

WHALEN PUTS NO. 13 BACK INTO CIRCULATION

- Since **Lindsay Whalen** ended her playing career with the Golden Gophers in 2004, no player in the program has worn her No. 13. Now she wants to give someone else a chance to make their own memories in the number as she has put it back into circulation.

- "I am honored that my jersey hangs in the rafters of Williams Arena and am grateful for the impact the 'U' has had on my life," she said. "Moving forward, however, I would like to have the No. 13 available for others that come to the university and represent the Gophers on the court."

- None of the six numbers and seven jerseys (**Debbie Hunter** also wore No. 13) that have been raised to the rafters of Williams Arena have officially been retired. However, out of respect for Whalen and the impact she has had on the program, no player has been given her number since her career ended.

- In addition to Whalen and Hunter's No. 13, the other honored jerseys at Minnesota belong to **Rachel Banham** (No. 1), **Janel McCarville** (No. 4), **Linda Roberts** (No. 21), **Carol Ann Shudlick** (No. 42) and **Laura Coenen** (No. 44).

GOPHERS WELCOME THREE IN 2021 SIGNING CLASS

- In addition to Borowicz, who has already joined the program as an early enrollee, Minnesota signed two other players to National Letters of Intent and they will join the program for the 2021-22 season: **Maggie Czinano** and **Alanna Micheaux**.

- Hailing from Watertown, Minn., Czinano (sih-NON-oh) is a 6'0 guard who attends Watertown-Mayer HS. She's a three-time all-conference honoree and was named all-state this past season as she averaged 21 points, 2.2 steals and 2.1 assists per contest. Czinano has helped her school to a pair of conference championships, a section championship and a third-place finish at the 2017 state tournament. Her AAU team is the Minnesota Fury, which won back-to-back state titles in 2019 and 2020 and finished second at the 2019 UAA Nationals.

IN THE RECORD BOOKS

MINNESOTA INDIVIDUAL CAREER RECORDS

Points Scored

1.	3,093	Rachel Banham	2011-16
2.	2,285	Lindsay Whalen	2000-04
3.	2,215	Carlie Wagner	2014-18
4.	2,097	Carol Ann Shudlick	1990-94
5.	2,044	Laura Coenen	1981-85
6.	1,856	Linda Roberts	1977-81
7.	1,835	Janel McCarville	2001-05
8.	1,754	Kenisha Bell	2016-19
9.	1,706	Molly Tadich	1983-87
10.	1,532	Kiara Buford	2008-12
11.	1,449	Emily Fox	2005-09
12.	1,441	Carol Peterka	1982-86
13.	1,371	Ellen Kramer	1987-91
14.	1,363	Debbie Hunter	1979-83
15.	1,345	Marty Dahlen	1978-82
16.	1,281	Ashley Ellis-Milan	2006-10
17.	1,203	Destiny Pitts	2017-20
18.	1,181	Gadiva Hubbard	2016-pres.

3-Pointers Made

1.	354	Rachel Banham	2011-16
2.	307	Carlie Wagner	2014-18
3.	230	Shannon Schonrock	2002-06
4.	216	Destiny Pitts	2017-20
	216	Lindsay Lieser	1999-03
6.	199	Katie Ohm	2006-10
7.	196	Gadiva Hubbard	2016-pres.

3-Pointers Attempted

1.	899	Rachel Banham	2011-16
2.	880	Carlie Wagner	2014-18
3.	580	Shannon Schonrock	2002-06
4.	569	Gadiva Hubbard	2016-pres
	569	Destiny Pitts	2017-20

MINNESOTA TEAM SEASON RECORDS

Free Throw Percentage

1.	.763	431-565	2009-10
2.	.761	455-598	2012-13
3.	.760	412-542	2015-16
4.	.757	486-642	2002-03
5.	.754	410-544	2019-20
6.	.750	404-538	2013-14
7.	.750	512-682	2017-18
8.	.749	125-167	2020-21

Fewest Turnovers Per Game

1.	12.5	412/33	2017-18
2.	13.2	422/32	2015-16
3.	14.4	445/31	2019-20
4.	14.8	517/35	2013-14
5.	15.4	492/32	2018-19
6.	15.47	495/32	2012-13
7.	15.50	155/10	2020-21

- Micheaux (mih-SHOW) comes to the Gophers from Wayne, Mich., and Wayne Memorial HS. A 6'2 forward, she is a four-star recruit, the No. 75 player overall in the country and the No. 9 power forward according to ProspectNation.com. As a junior, Micheaux was named first team all-state and all-region as she averaged 26.4 points, 14.0 rebounds, 3.2 blocks, 2.6 assists and 1.8 steals per game and shot 64 percent from the floor. She helped her team to district and regional championships and an appearance in the Final Four in her first two seasons at Wayne and a third district championship a year ago before COVID-19 ended the season early.

NCAA/B1G INDIVIDUAL AND TEAM RANKINGS (THROUGH 1/21)

MINNESOTA'S RECORD...

Stat	Player	NCAA	B1G	Stat	Stat	NCAA	B1G	Stat
Points/Game	Jasmine Powell	100	13	17.1	Assist/TO Ratio	113	10	0.90
Points Scored	Jasmine Powell	173	15	171	Assists/Game	115	10	14.0
3's Attempted	Jasmine Powell	52	3	76	Blocks/Game	183	11	2.9
3's Made	Jasmine Powell	61	3	27	Fewest Fouls/Game	161	8	17.3
3's Made/Game	Jasmine Powell	42	3	2.70	Field Goal Pct.	244	13	.380
	Gadiva Hubbard	234	12	1.80	Opp. Field Goal Pct.	327	14	.464
3-Point Pct.	Jasmine Powell	140	9	.355	Free Throw Pct.	50	4	.749
Free Throw Pct.	Jasmine Powell	195	12	78.3	Rebounds/Game	215	12	36.60
Assists/Game	Jasmine Powell	14	3	5.9	Rebound Margin	211	13	-1.3
Assists	Jasmine Powell	24	4	59	Scoring Offense	133	10	68.7
Assist/TO	Jasmine Powell	229	21	1.31	Scoring Defense	334	14	80.8
Minutes/Game	Jasmine Powell	146	6	34.29	Scoring Margin	303	13	-12.1
					Steals/Game	250	10	6.6
					3PT FGM/Game	44	3	8.0
					3PT FG Pct.	137	9	.317
					3PT FG Pct. Defense	330	14	.394
					TO Committed/Game	117	9	15.5
					TO Forced/Game	301	10	13.40
					Turnover Margin	239	9	-2.10
					Winning Pct.	263	12	.300

	2020-21	Under Whalen
Overall	3-7	40-33
Big Ten Play	2-6	16-28
Non-Conference Regular Season	1-1	22-2
Postseason (Including Conference Tourney.)	0-0	2-3
At Home	1-5	25-17
On the Road	2-2	14-14
Neutral Site	0-0	1-2
Overtime	1-0	3-0
When Ranked in the AP Top 25	0-0	13-8
Vs. AP Top 25 Teams	0-3	3-11
Day	3-3	22-10
Night	0-4	18-23
In November	0-0	11-1
In December	1-4	13-6
In January	2-3	6-15
In February	0-0	7-7
In March	0-0	3-4
On Monday	0-1	0-7
On Tuesday	1-0	4-2
On Wednesday	1-3	7-5
On Thursday	0-1	7-10
On Friday	0-0	4-0
On Saturday	0-0	5-2
On Sunday	1-2	13-7
Leading after 1st Quarter	1-2	31-10
Trailing or Tied after 1st Quarter	2-5	9-23
Leading at Halftime	1-2	31-13
Trailing or Tied at Halftime	2-5	9-20
Leading after 3rd Quarter	2-0	35-7
Trailing or Tied after 3rd Quarter	1-7	5-26
Games Decided by 1-3 Points	0-0	1-5
Games Decided by 4-10 Points	3-1	14-11
Games Decided by 11-20 Points	0-3	14-10
Games Decided by 21+ Points	0-3	11-7
Scoring 90 or more Points	0-0	5-0
Scoring 80-89 Points	1-0	8-1
Scoring 70-79 Points	2-2	19-5
Scoring 60-69 Points	0-3	7-13
Scoring 50-59 Points	0-2	1-13
Scoring < 50 Points	0-0	0-1
Opponent scores 90 or more Points	0-3	0-6
Opponent scores 80-89 Points	1-2	1-4
Opponent scores 70-79 Points	1-1	5-12
Opponent scores 60-69 Points	1-1	15-10
Opponent scores 50-59 Points	0-0	11-1
Opponent scores < 50 Points	0-0	8-0
Shoot .600 or above FG Pct.	0-0	0-0
Shoot .500-.599 FG Pct.	0-0	10-0
Shoot .400-.499 FG Pct.	1-3	14-9
Shoot below .400 FG Pct.	2-4	16-24
Opponent shoots .600 or above FG Pct.	0-0	0-1
Opponent shoots .500-.599 FG Pct.	1-2	1-9
Opponent shoots .400-.499 FG Pct.	1-4	10-21
Opponent shoots below .400 FG Pct.	1-1	29-2
Outshoot Opponent (Pct.)	2-1	28-4
Outshot by Opponent (Pct.), or tied	1-6	12-29
More 3-pointers made than Opponent	2-1	21-13
Fewer 3-pointers made than Opp., or tied	1-6	19-20
More free throws made than Opponent	3-1	31-12
Fewer free throws made than Opponent, or tied	0-6	9-21
Outrebound Opponent	2-1	29-8
Outrebounded by Opponent, or tied	1-6	11-25
Fewer turnovers than Opponent	1-1	24-11
More turnovers than Opponent, or tied	2-6	16-22
Bench outscores Opponent's bench	3-2	17-5
Bench outscored by Opp.'s bench, or tied	0-5	23-28
A Gopher has a Double-Double	1-1	24-7

NOTABLE PERFORMANCES

20-POINT GAMES

Jasmine Powell	3
Kadi Sissoko	2
Gadiva Hubbard	1

DOUBLE-FIGURE SCORING

Jasmine Powell	10
Kadi Sissoko	6
Gadiva Hubbard	4
Sara Scalia	4
Laura Bagwell Katalinich	3
Klarke Sconiers	3

DOUBLE-FIGURE REBOUNDS

Kadi Sissoko	2
--------------	---

DOUBLE-DOUBLES

Kadi Sissoko	2
--------------	---

BY THE NUMBERS

Largest Victory	5 (2x, MR: 76-71)	at Nebraska, 1/19
Largest Defeat	33 (66-99)	vs. Drake, 12/6
Largest Halftime Lead	11 (41-30)	at Wisconsin, 1/3
Largest Halftime Deficit	22 (34-56)	vs. Drake, 12/6
Most Points In 1st Half	48	at Iowa, 1/6
Fewest Points in 1st Half	25	vs. Indiana, 12/23
Most Points In 2nd Half	41	vs. Eastern Illinois, 12/2
Fewest Points in 2nd Half	23	at Northwestern, 12/14
Most Points Allowed In 1st Half	56	vs. Drake, 12/6
Fewest Points Allowed in 1st Half	30	at Wisconsin, 1/3
Most Points Allowed In 2nd Half	54	at Iowa, 1/6
Fewest Points Allowed in 2nd Half	29	at Nebraska, 1/19
Largest Lead	16 (2x, MR: 42-26, 2nd, 3:46)	at Iowa, 1/6
Largest Lead at Home	9 (47-38, 3rd, 3:56)	vs. Eastern Illinois, 12/2
Largest Lead On Road	16 (2x, MR: 42-26, 2nd, 3:46)	at Iowa, 1/6
Largest Lead Lost (In a Loss)	16 (2x, MR: 42-26, 2nd, 3:46)	at Iowa, 1/6
Largest Deficit	42 (43-85, 4th, 9:20)	vs. Drake, 12/6
Largest Deficit At Home	42 (43-85, 4th, 9:20)	vs. Drake, 12/6
Largest Deficit on Road	32 (46-78, 4th, 2:29)	at Northwestern, 12/14
Largest Comeback Win	10 (24-34, 2nd, 4:15; won 76-71)	at Nebraska, 1/19

STARTING LINEUPS

Game #	1	2	3	4	5	Record
1	Powell	Hubbard	Sissoko	Hedman	Sconiers	1-0
2	Powell	Hubbard	Hedman	Cumming	Sconiers	0-1
3-4, 6, 9-10	Powell	Scalia	Hubbard	Sissoko	Sconiers	2-3
5	Powell	Scalia	Sissoko	Bagwell Katalinich	Sconiers	0-1
7	Powell	Smith	Hubbard	Sissoko	Sconiers	0-1
8	Powell	Smith	Hubbard	Sissoko	Mershon	0-1

Individual Game Statistical Leaders (Includes ties)

Points: Powell (5), Hubbard (3), Sissoko (2)

Rebounds: Sissoko (7), Sconiers (4), Powell (2), Bagwell Katalinich (1)

Assists: Powell (8), Hubbard (1), Scalia (1), Sissoko (1)

Steals: Hubbard (4), Powell (3), Mershon (2), Scalia (2), Borowicz (1), Sissoko (1), Strande (1)

Blocks: Sconiers (3), Mershon (2), Sissoko (2), Bagwell Katalinich (1), Powell (1), Ross (1)

MINNESOTA GAME HIGHS

	2020-21 Season	Under Whalen
Points	88 at Wisconsin, 1/3/21	101 vs. Bryant, 11/26/19
FGM	31 at Wisconsin, 1/3/21	41 vs. Bryant, 11/26/19
FGA	80 at Wisconsin, 1/3/21	81 vs. Bryant, 11/26/19
FG%	.456 (26-57) vs. Maryland, 1/14/21	.563 (27-48) vs. UAPB, 11/20/18
3FGM	15 at Nebraska, 1/19/21	15 at Nebraska, 1/19/21
3FGA	32 2x, MR: at Nebraska, 1/19/21	32 3x, MR: at Nebraska, 1/19/21
3FG%	.469 (15-32) at Nebraska, 1/19/21	.611 (11-18) vs. Missouri State, 11/5/19
FTM	20 vs. Eastern Illinois, 12/2/20	31 3x, MR: at Ohio State, 2/13/20
FTA	27 vs. Eastern Illinois, 12/2/20	40 vs. Rhode Island, 12/22/18
FT%	.929 (13-14) vs. Maryland, 1/14/21	1.000 (17-17) vs. Indiana, 3/7/19
Rebs.	43 vs. Drake, 12/6/20	54 vs. Air Force, 12/2/18
O-Rebs.	20 vs. Drake, 12/6/20	23 vs. Syracuse, 11/29/18
D-Rebs.	27 vs. Michigan State, 12/9/20	37 vs. UAPB, 11/20/18
Assists	19 at Wisconsin, 1/3/21	23 2x, MR: vs. Penn State, 2/17/19
Steals	11 vs. Penn State, 1/10/21	16 2x, MR: at George Washington, 12/10/19
Blocks	6 vs. Michigan State, 12/9/20	9 vs. Milwaukee, 11/14/19
TOs	23 vs. Michigan State, 12/9/20	35 vs. Maryland, 3/1/20
Fouls	24 vs. Penn State, 1/10/21	24 vs. Penn State, 1/10/21

OPPONENT GAME HIGHS

	2020-21 Season	Under Whalen
Points	99 Drake, 12/6/20	99 2x, MR: Drake, 12/6/20
FGM	34 Iowa, 1/6/21	36 Maryland, 3/1/20
FGA	74 Michigan State, 12/9/20	80 Penn State, 12/28/19
FG%	.582 (32-55) Wisconsin, 1/3/21	.630 (34-54) Iowa, 1/14/19
3FGM	11 3x, MR: Maryland, 1/14/21	11 5x, MR: Maryland, 1/14/21
3FGA	26 Penn State, 1/10/21	31 UC Davis, 12/15/19
3FG%	.533 (8-15) Wisconsin, 1/3/21	.550 (11-20) Milwaukee, 11/14/19
FTM	24 Drake, 12/6/20	24 Drake, 12/6/20
FTA	26 Drake, 12/6/20	26 Drake, 12/6/20
FT%	.933 (14-15) Indiana, 12/23/20	1.000 (17-17) Missouri St., 11/5/19
Rebs.	46 Drake, 12/6/20	51 Michigan State, 2/17/20
O-Rebs.	17 2x, MR: Nebraska, 1/19/21	23 Penn State, 12/28/19
D-Rebs.	32 Drake, 12/6/20	40 Nebraska, 1/4/20
Assists	28 Northwestern, 12/14/20	28 2x, MR: Northwestern, 12/14/20
Steals	17 Michigan State, 12/9/20	24 Maryland, 3/1/20
Blocks	9 Indiana, 12/23/20	10 2x, MR: Nebraska, 1/30/20
TOs	21 Wisconsin, 1/3/21	33 Milwaukee, 11/14/19
Fouls	26 Wisconsin, 1/3/21	28 2x, MR: Rhode Island, 12/22/18

MINNESOTA GAME LOWS

	2020-21 Season	Under Whalen
Points	51 at Northwestern, 12/14/20	44 vs. Maryland, 3/1/20
FGM	19 2x, MR: vs. Indiana, 12/23/20	15 vs. Maryland, 3/1/20
FGA	54 2x, MR: vs. Michigan St., 12/9/20	45 at Rutgers, 2/28/19
FG%	.313 (20-64) vs. Penn State, 1/10/21	.278 (15-54) vs. Maryland, 3/1/20
3FGM	3 vs. Indiana, 12/23/20	1 5x, MR: vs. Indiana, 3/7/19
3FGA	14 vs. Eastern Illinois, 12/2/20	4 at Michigan, 12/31/18
3FG%	.167 (3-18) vs. Indiana, 12/23/20	.067 (1-15) vs. Indiana, 3/7/19
FTM	4 at Northwestern, 12/14/20	3 vs. Wisconsin, 1/22/20
FTA	8 at Northwestern, 12/14/20	4 vs. Wisconsin, 1/22/20
FT%	.500 (4-8) at Northwestern, 12/14/20	.400 (4-10) vs. Michigan, 2/10/20
Rebs.	31 vs. Penn State, 1/10/21	21 vs. Missouri State, 11/5/19
O-Rebs.	8 vs. Maryland, 1/14/21	3 at Northwestern, 1/31/19
D-Rebs.	18 at Northwestern, 12/14/20	13 vs. Missouri State, 11/5/19
Assists	8 vs. Indiana, 12/23/20	5 2x, MR: vs. Maryland, 3/1/20
Steals	3 2x, MR: at Nebraska, 1/19/21	2 2x, MR: at Ohio State, 2/13/20
Blocks	0 at Wisconsin, 1/3/21	0 7x, MR: at Wisconsin, 1/3/21
TOs	7 at Nebraska, 1/19/21	5 vs. Vermont, 11/10/19
Fouls	14 vs. Eastern Illinois, 12/2/20	11 4x, MR: vs. Wisconsin, 1/22/20

OPPONENT GAME LOWS

	2020-21 Season	Under Whalen
Points	68 Eastern Illinois, 12/2/20	39 Incarnate Word, 12/5/18
FGM	22 Penn State, 1/10/21	15 Incarnate Word, 12/5/18
FGA	55 Wisconsin, 1/3/21	47 Milwaukee, 11/14/19
FG%	.361 (22-61), Penn State, 1/10/21	.227 (15-66) Incarnate Word, 12/5/18
3FGM	4 Northwestern, 12/14/20	1 4x, MR: Indiana, 1/27/20
3FGA	12 Indiana, 12/23/20	7 2x, MR: Indiana, 2/22/20
3FG%	.250 (4-16) Northwestern, 12/14/20	.100 (1-10) UAPB, 11/20/18
FTM	8 Eastern Illinois, 12/2/20	2 New Hampshire, 11/9/18
FTA	12 2x, MR: Michigan State, 12/9/20	5 2x, MR: Illinois, 1/6/19
FT%	.611 (11-18) Wisconsin, 1/3/21	.222 (6-27) Ohio State, 3/5/20
Rebs.	28 Eastern Illinois, 12/2/20	19 Arkansas-Pine Bluff, 11/20/18
O-Rebs.	6 Wisconsin, 1/3/21	4 Ohio State, 2/13/20
D-Rebs.	18 Eastern Illinois, 12/2/20	12 Arkansas-Pine Bluff, 11/20/18
Assists	11 Penn State, 1/10/21	6 2x, MR: George Washington, 12/10/19
Steals	2 Nebraska, 1/19/21	1 Vermont, 11/10/19
Blocks	0 Penn State, 1/10/21	0 2x, MR: Penn State, 1/10/21
TOs	7 Nebraska, 1/19/21	7 2x, MR: Nebraska, 1/19/21
Fouls	12 Iowa, 1/6/21	9 2x, MR: Wisconsin, 1/22/20

MINNESOTA INDIVIDUAL GAME HIGHS

	2020-21 Season	Under Whalen
Points	24 2x, MR: Gadiva Hubbard at Wisconsin, 1/3/21	35 Destiny Pitts at Boston College, 12/9/18
FGM	9 Kadi Sissoko vs. Eastern Illinois, 12/2/20	11 Kenisha Bell vs. Northwestern, 2/10/19
FGA	22 2x, MR: Kadi Sissoko vs. Drake, 12/6/20	25 Kenisha Bell vs. Syracuse, 11/29
FG%~	.800 (4-5) Klarke Sconiers vs. Maryland, 1/14/21	1.000 (9-9) Taiye Bello at Michigan, 12/31/18
3FGM	5 Gadiva Hubbard at Nebraska, 1/19/21	6 5x, MR: Destiny Pitts at George Washington, 12/10/19
3FGA	12 Sara Scalia at Iowa, 1/6/21	14 Destiny Pitts vs. Iowa, 1/14
3FG%*	.667 2x, MR: (2-3) Kadi Sissoko at Iowa, 1/6/21	1.000 (4-4) Destiny Pitts vs. Coppin State, 12/12/18
FTM	8 Jasmine Powell vs. Michigan St., 12/9/20	15 Taiye Bello vs. Rutgers, 2/2/20
FTA	10 Jasmine Powell vs. Eastern Illinois, 12/2/20	19 Taiye Bello vs. Rutgers, 2/2/20
FT%^	1.000 (8-8) Jasmine Powell vs. Michigan State, 12/9/20	1.000 (10-10) 3x, MR: Jasmine Powell vs. Rutgers, 2/2/20
Rebs.	10 2x, MR: Kadi Sissoko at Iowa, 1/6/21	22 Taiye Bello vs. Rutgers, 2/2/20
O-Rebs.	6 Kadi Sissoko vs. Eastern Illinois, 12/2/20	10 2x, MR: Taiye Bello vs. Rutgers, 2/3/19
D-Rebs.	7 Jasmine Powell at Iowa, 1/6/21	14 Taiye Bello vs. Rutgers, 2/2/20
Assists	8 2x, MR: Jasmine Powell vs. Maryland, 1/14/21	12 Kenisha Bell vs. Northern Iowa, 3/22/19
Steals	4 Caroline Strande vs. Drake, 12/6/20	6 Kenisha Bell vs. Air Force, 12/2/18
Blocks	4 Kayla Mershon at Iowa, 1/6/21	6 Taiye Bello vs. Milwaukee, 11/14/19

OPPONENT INDIVIDUAL GAME HIGHS

	2020-21 Season	Under Whalen
Points	37 Caitlin Clark, Iowa, 1/6/21	37 Caitlin Clark, Iowa, 1/6/21
FGM	12 Caitlin Clark, Iowa, 1/6/21	16 Megan Gustafson, Iowa, 1/14/19
FGA	21 Sam Haiby, Nebraska, 1/19/21	25 Kamaria McDaniel, Penn St., 12/28/19
FG%~	.833 (5-6) Courtney Shaw, Northwestern, 12/14/20	1.000 (6-6) Aaliyah Patty, Ohio State, 12/31/19
3FGM	6 Katie Benzan, Maryland, 1/14/21	6 4x, MR: Katie Benzan, Maryland, 1/14/21
3FGA	11 Ashley Scoggin, Nebraska, 1/19/21	11 3x, MR: Ashley Scoggin, Nebraska, 1/19/21
3FG%*	.667 3x, MR: (2-3) Megan Meyer, Iowa, 1/6/21	.800 3x, MR: (4-5) Anna Camden, Penn State, 3/4/20
FTM	9 2x, MR: Sam Haiby, Nebraska, 1/19/21	11 Abby Laszewski, Wisconsin, 2/6/20
FTA	11 Sam Haiby, Nebraska, 1/19/21	15 Abby Laszewski, Wisconsin, 2/6/20
FT%^	1.000 (6-6) Veronica Burton, Northwestern, 12/14/20	1.000 (8-8) Arella Guirantes, Rutgers, 2/2/20
Rebs.	12 2x, MR: Sam Haiby, Nebraska, 1/19/21	16 2x, MR: Dorka Juhasz, Ohio St., 3/5/20
O-Rebs.	6 3x, MR: Sam Haiby, Nebraska, 1/19/21	10 Imani Lewis, Wisconsin, 1/22/20
D-Rebs.	10 2x, MR: Johnasia Cash, Penn State, 1/10/21	12 2x, MR: Dorka Juhasz, Ohio St., 3/5/20
Assists	11 Sydney Hilliard, Wisconsin, 1/3/21	11 Sydney Hilliard, Wisconsin, 1/3/21
Steals	5 Nia Clouden, Michigan State, 12/9/20	8 Braxtin Miller, Ohio State, 3/5/20
Blocks	4 Kate Cain, Nebraska, 1/19/21	7 Ae'Rianna Harris, Purdue, 1/19/20

~min. 5 attempts | ^ min. 4 attempts | *min. 3 attempts

~min. 5 attempts | ^ min. 4 attempts | *min. 3 attempts

MINNESOTA TOP INDIVIDUAL PERFORMANCES

Points			3-Point Percentage (min. 3 attempts)			Defensive Rebounds		
1.	24	Gadiva Hubbard at Wisconsin 1/3/21	1.	.667	Kadi Sissoko at Iowa (2-3) 1/6/21	1.	7	Jasmine Powell at Iowa 1/6/21
	24	Kadi Sissoko vs. Eastern Illinois 12/2/20		.667	Alexia Smith vs. Indiana (2-3) 12/23/20	2.	6	Gadiva Hubbard at Nebraska 1/19/21
3.	22	Jasmine Powell vs. Maryland 1/14/21	3.	.571	Gadiva Hubbard vs. Michigan St. (4-7) 12/9/20		6	Sara Scalia at Nebraska 1/19/21
	22	Jasmine Powell vs. Drake 12/6/20	4.	.556	Gadiva Hubbard at Nebraska (5-9) 1/19/21		6	Jasmine Powell vs. Maryland 1/14/21
5.	21	Jasmine Powell vs. Eastern Illinois 12/2/20	5.	.500	Jasmine Powell vs. Maryland (4-8) 1/14/21		6	Jasmine Powell vs. Penn State 1/10/21
6.	20	Kadi Sissoko at Iowa 1/6/21		.500	Kayla Mershon at Iowa (2-4) 1/6/21		6	Kadi Sissoko at Wisconsin 1/3/21
7.	19	Jasmine Powell vs. Penn State 1/10/21		.500	Sara Scalia at Wisconsin (3-6) 1/3/21		6	Jasmine Powell vs. Drake 12/6/20
8.	18	Gadiva Hubbard at Nebraska 1/19/21		.500	Jasmine Powell vs. Michigan St. (2-4) 12/9/20	8.	5	6x, MR: Klarke Sconiers vs. Maryland 1/14/21
	18	Jasmine Powell at Iowa 1/6/21	9.	.444	Gadiva Hubbard vs. Drake (4-9) 12/6/20			
	18	Sara Scalia at Iowa 1/6/21	10.	.429	Jasmine Powell at Iowa (3-7) 1/6/21			
				.429	Jasmine Powell vs. Drake (3-7) 12/6/20			
Field Goals Made			Free Throws Made			Blocks		
1.	9	Kadi Sissoko vs. Eastern Illinois 12/2/20	1.	8	Jasmine Powell vs. Michigan State 12/9/20	1.	4	Kayla Mershon at Iowa 1/6/21
2.	8	Jasmine Powell vs. Maryland 1/14/21	2.	7	Gadiva Hubbard at Wisconsin 1/3/21	2.	3	Klarke Sconiers vs. Penn State 1/10/21
	8	Jasmine Powell vs. Drake 12/6/20		7	Jasmine Powell vs. Eastern Illinois 12/2/20		3	Kadi Sissoko vs. Michigan State 12/9/20
4.	7	Kadi Sissoko at Iowa 1/6/21	4.	6	Laura Bagwell Katalinich vs. Penn State 1/10/21	4.	2	Jasmine Powell at Northwestern 12/14/20
	7	Laura Bagwell Katalinich at Wisconsin 1/3/21	5.	5	Klarke Sconiers vs. Maryland 1/14/21		2	Klarke Sconiers vs. Michigan State 12/9/20
	7	Gadiva Hubbard at Wisconsin 1/3/21		5	Kadi Sissoko vs. Eastern Illinois 12/2/20		2	Kadi Sissoko vs. Drake 12/6/20
7.	6	8x, MR: Jasmine Powell vs. Penn State 1/10/21	7.	4	6x, MR: Jasmine Powell at Nebraska 1/19/21		2	Justice Ross vs. Eastern Illinois 12/2/20
						8.	1	10x, MR: Klarke Sconiers at Nebraska 1/19/21
Field Goals Attempted			Free Throws Attempted			Assists		
1.	22	Kadi Sissoko vs. Drake 12/6/20	1.	10	Jasmine Powell vs. Eastern Illinois 12/2/20	1.	8	Jasmine Powell vs. Maryland 1/14/21
	22	Jasmine Powell vs. Eastern Illinois 12/2/20	2.	8	Laura Bagwell Katalinich vs. Penn State 1/10/21		8	Jasmine Powell vs. Eastern Illinois 12/2/20
3.	17	Jasmine Powell vs. Maryland 1/14/21		8	Jasmine Powell vs. Michigan State 12/9/20	3.	7	Jasmine Powell at Northwestern 12/14/20
	17	Kadi Sissoko at Iowa 1/6/21		8	Kadi Sissoko vs. Eastern Illinois 12/2/20		7	Jasmine Powell vs. Drake 12/6/20
	17	Jasmine Powell vs. Drake 12/6/20	5.	7	Gadiva Hubbard at Wisconsin 1/3/21	5.	6	Sara Scalia at Nebraska 1/19/21
6.	16	Jasmine Powell vs. Penn State 1/10/21	6.	6	Kadi Sissoko at Iowa 1/6/21		6	Gadiva Hubbard vs. Penn State 1/10/21
	16	Sara Scalia at Iowa 1/6/21		6	Kadi Sissoko at Wisconsin 1/3/21		6	Jasmine Powell at Iowa 1/6/21
	16	Kadi Sissoko vs. Eastern Illinois 12/2/20	6.	6	Jasmine Powell vs. Indiana 12/23/20		6	Jasmine Powell vs. Michigan State 12/9/20
9.	15	Laura Bagwell Katalinich at Wisconsin 1/3/21	10.	5	Klarke Sconiers vs. Michigan State 12/9/20	9.	5	Jasmine Powell at Nebraska 1/19/21
	15	Jasmine Powell at Wisconsin 1/3/21		5	Klarke Sconiers vs. Maryland 1/14/21		5	Jasmine Powell at Wisconsin 1/3/21
	15	Kadi Sissoko at Wisconsin 1/3/21		5	Jasmine Powell vs. Drake 12/6/20		5	Kadi Sissoko at Wisconsin 1/3/21
				5	Klarke Sconiers vs. Eastern Illinois 12/2/20			
Field Goal Percentage (min. 5 attempts)			Free Throw Percentage (min. 4 attempts)			Steals		
1.	.800	Klarke Sconiers vs. Maryland (4-5) 1/14/21	1.	1.000	Jasmine Powell vs. Michigan St. (8-8) 12/9/20	1.	4	Caroline Strande vs. Drake 12/6/20
2.	.625	Klarke Sconiers vs. Eastern Illinois (5-8) 12/2/20		1.000	Gadiva Hubbard at Wisconsin (7-7) 1/3/21	2.	3	Gadiva Hubbard vs. Penn State 1/10/21
3.	.600	Jasmine Powell at Iowa (6-10) 1/6/21		1.000	Klarke Sconiers vs. Maryland (5-5) 1/14/21		3	Jasmine Powell at Iowa 1/6/21
	.600	Jasmine Powell vs. Michigan St. (3-5) 12/9/20		1.000	Sara Scalia vs. Maryland (4-5) 1/14/21		3	Kayla Mershon at Wisconsin 1/3/21
	.600	Klarke Sconiers vs. Michigan St. (3-5) 12/9/20		1.000	Jasmine Powell at Nebraska (4-4) 1/19/21		3	Jasmine Powell at Northwestern 12/14/20
6.	.563	Kadi Sissoko vs. Eastern Illinois (9-16) 12/2/20		1.000	Gadiva Hubbard vs. Eastern Illinois (4-4) 12/2/20		3	Gadiva Hubbard vs. Michigan State 12/9/20
7.	.556	Klarke Sconiers at Nebraska (5-9) 1/19/21	7.	.800	Klarke Sconiers vs. Eastern Illinois (4-5) 12/2/20		3	Gadiva Hubbard vs. Eastern Illinois 12/2/20
8.	.545	Gadiva Hubbard vs. Michigan St. (6-11) 12/9/20	8.	.750	7x, MR: Gadiva Hubbard (3-4) and Kayla Mershon (3-4) at Nebraska 1/19/21	8.	2	10x, MR: Jasmine Powell and Alexia Smith vs. Penn State 1/10/21
9.	.538	Gadiva Hubbard at Wisconsin (7-13) 1/3/21						
10.	.500	Gadiva Hubbard at Nebraska (5-10) 1/19/21						
	.500	Klarke Sconiers vs. Penn State (3-6) 1/10/21						
	.500	Kayla Mershon at Iowa (3-6) 1/6/21						
3-Pointers Made			Total Rebounds			Minutes Played		
1.	5	Gadiva Hubbard at Nebraska 1/19/21	1.	10	Kadi Sissoko at Iowa 1/6/21	1.	40:32	Jasmine Powell at Wisconsin 1/3/21
2.	4	Sara Scalia at Nebraska 1/19/21		10	Kadi Sissoko at Wisconsin 1/3/21	2.	40:00	Jasmine Powell vs. Eastern Illinois 12/2/20
	4	Jasmine Powell vs. Maryland 1/14/21	3.	9	Kadi Sissoko at Nebraska 1/19/21	3.	38:39	Jasmine Powell at Iowa 1/6/21
	4	Jasmine Powell vs. Penn State 1/10/21		9	Kadi Sissoko at Northwestern 12/14/20	4.	37:56	Gadiva Hubbard vs. Drake 12/6/20
	4	Sara Scalia at Iowa 1/6/21	6.	8	Klarke Sconiers vs. Michigan State 12/9/20	5.	37:38	Jasmine Powell vs. Drake 12/6/20
	4	Gadiva Hubbard vs. Michigan State 12/9/20		8	Klarke Sconiers vs. Eastern Illinois 12/2/20	6.	36:54	Sara Scalia at Nebraska 1/19/21
	4	Gadiva Hubbard vs. Drake 12/6/20		8	Kadi Sissoko vs. Eastern Illinois 12/2/20	7.	36:38	Jasmine Powell vs. Indiana 12/23/20
8.	3	7x, MR: Jasmine Powell at Nebraska 1/19/21	9.	7	7x, MR: Gadiva Hubbard and Sara Scalia at Nebraska 1/19/21	9.	36:08	Kadi Sissoko at Wisconsin 1/3/21
						9.	35:51	Sara Scalia vs. Maryland 1/14/21
							35:51	Alexia Smith at Wisconsin 1/3/21
3-Pointers Attempted			Offensive Rebounds					
1.	12	Sara Scalia at Iowa 1/6/21	1.	6	Kadi Sissoko vs. Eastern Illinois 12/2/20			
2.	10	Sara Scalia at Nebraska 1/19/21	2.	5	Kadi Sissoko at Nebraska 1/19/21			
	10	Gadiva Hubbard vs. Penn State 1/10/21		5	Kadi Sissoko at Iowa 1/6/21			
	10	Jasmine Powell vs. Penn State 1/10/21		5	Kadi Sissoko at Northwestern 12/14/20			
	10	Jasmine Powell at Wisconsin 1/3/21		5	Klarke Sconiers vs. Michigan State 12/9/20			
	10	Sara Scalia at Northwestern 12/14/20		5	Kadi Sissoko vs. Drake 12/6/20			
7.	9	Gadiva Hubbard at Nebraska 1/19/21		5	Klarke Sconiers vs. Eastern Illinois 12/2/20			
	9	Jasmine Powell at Northwestern 12/14/20						
	9	Gadiva Hubbard vs. Drake 12/6/20	8.	4	Klarke Sconiers vs. Penn State 1/10/21			
	9	Jasmine Powell vs. Eastern Illinois 12/2/20		4	Kayla Mershon at Wisconsin 1/3/21			
				4	Kadi Sissoko at Wisconsin 1/3/21			

THE LAST TIME...

Rankings

Minnesota was ranked in AP Top 25: No. 24 (12/30/19)
Minnesota was ranked in Coaches Poll: No. 25 (1/15/19)
Minnesota played AP No. 1-ranked opponent: Loss vs. Baylor, 60-89, (12/4/11)
Minnesota defeated AP No. 1-ranked opponent: Duke, 82-75, (3/30/04)
Minnesota played AP No. 2-ranked opponent: Loss vs. Maryland, 60-93, (2/26/16)
Minnesota defeated opponent ranked 1-5 by AP: No. 5 Ohio State, 90-88 (OT), (2/24/16)
Minnesota defeated opponent ranked 1-10 by AP: No. 10 Maryland, 93-74, (2/18/18)
Minnesota defeated opponent ranked 1-25 by AP: No. 19 Arizona State, 80-66 (11/17/19)
Minnesota defeated AP Top 25 opponent on the road: No. 23 Notre Dame, 79-71 (3/22/09)

Scoring

A Gopher scored 20 or more points: 22, Jasmine Powell vs. Maryland (1/14/21)
A Gopher scored 30 or more points: 35, Destiny Pitts at Boston College (12/9/18)
A Gopher scored 40 or more points: 48, Rachel Banham vs. Milwaukee (3/16/16)
Two or more Gophers scored 20 points: Kadi Sissoko (24) and Jasmine Powell (21) vs. Eastern Illinois, 12/2/20
Three or more Gophers scored 20 points: Kenisha Bell (27), Carlie Wagner (26) and Gadiva Hubbard (20) vs. Ohio State, 3/3/18
A Gopher scored 20 points in two straight games: Jasmine Powell, 2 (22 vs. Drake, 12/6/20; 21 vs. Eastern Illinois, 12/2/20)
A Gopher scored 20 points in three straight games: Jasmine Powell, 3 (21 at Ohio State, 2/13/20; 20 vs. Michigan, 2/10/20; 24 at Wisconsin, 2/6/20)
A Gopher scored 20 points in four straight games: Destiny Pitts, 8 (29 vs. Northern Iowa, 3/22/19; 25 vs. Indiana, 3/7/19; 26 vs. Michigan St., 3/3/19; 24 at Rutgers, 2/18/19; 24 at Maryland, 2/21/19; 22 vs. Penn St., 2/17/19; 27 at Purdue, 2/14/19; 21 vs. Northwestern, 2/10/19)
A Gopher scored 20 points in five straight games: Destiny Pitts, 8 (29 vs. Northern Iowa, 3/22/19; 25 vs. Indiana, 3/7/19; 26 vs. Michigan St., 3/3/19; 24 at Rutgers, 2/18/19; 24 at Maryland, 2/21/19; 22 vs. Penn St., 2/17/19; 27 at Purdue, 2/14/19; 21 vs. Northwestern, 2/10/19)
A Gopher scored 30 points in two straight games: Rachel Banham (48 vs. Milwaukee, 3/16/16; 37 vs. South Dakota, 3/20/16)
Four or more Gophers scored in double figures: Gadiva Hubbard (24), Laura Bagwell Katalinich (16), Kadi Sissoko (16), Jasmine Powell (11) and Sara Scalia (11) at Wisconsin (1/3/21)
Five or more Gophers scored in double figures: Gadiva Hubbard (24), Laura Bagwell Katalinich (16), Kadi Sissoko (16), Jasmine Powell (11) and Sara Scalia (11) at Wisconsin (1/3/21)
Six or more Gophers scored in double figures: Gadiva Hubbard (22), Carlie Wagner (22), Kenisha Bell (12), Paloma Gonzalez (12), Destiny Pitts (12), Bryanna Fernstrom (11) and Jasmine Brunson (10) vs. Lehigh (11/11/17)
Seven Gophers scored in double figures: Gadiva Hubbard (22), Carlie Wagner (22), Kenisha Bell (12), Paloma Gonzalez (12), Destiny Pitts (12), Bryanna Fernstrom (11) and Jasmine Brunson (10) vs. Lehigh (11/11/17)
Minnesota Scored 80 or more points: 88 at Wisconsin (1/3/21)
Minnesota Scored 90 or more points: 101 vs. Bryant (11/26/19)
Minnesota Scored 100 or more points: 101 vs. Bryant (11/26/19)
Held an opp. to 50 or fewer points: 49, vs. Lehigh, 12/21/19
Held an opp. to 40 or fewer points: 39, vs. Incarnate Word (12/5/18)

Field Goal Shooting

Minnesota shot 50 percent or better: .500 (30-60), at Penn State (12/28/19)
Minnesota shot 55 percent or better: .554 (31-56), vs. Northern Iowa (3/22/19)
Minnesota shot 60 percent or better: .667 (28-42), vs. Penn State (2/28/13)
Minnesota made 30 or more field goals: 31 at Wisconsin (1/3/21)
Minnesota made 40 or more field goals: 41 vs. Bryant (11/26/19)
Minnesota attempted 70 or more field goals: 80 at Wisconsin (1/3/21)
Minnesota attempted 80 or more field goals: 80 at Wisconsin (1/3/21)
Held an opp. to 40 percent shooting or worse: .385 (25-65) at Nebraska (1/19/21)
Held an opp. to 35 percent shooting or worse: .325 (26-80) at Penn State (12/28/19)
Held an opp. to 30 percent shooting or worse: .296 (16-54) vs. Coppin St. (12/12/18)

3-Point Field Goal Shooting

A Gopher made 5 or more 3-point field goals: 5, Gadiva Hubbard at Nebraska (1/19/21)
Minnesota shot 40 percent or better (min. 10 att.): .469 (15-32) at Nebraska (1/19/21)
Minnesota shot 50 percent or better (min. 10 att.): .556 (10-18) at Penn State (12/28/19)
Minnesota shot 60 percent or better (min. 10 att.): .611 (11-18) vs. Missouri State (11/5/19)
Minnesota made 10 or more 3-point field goals: 15 at Nebraska (1/19/21)
Minnesota made 15 or more 3-point field goals: 15 at Nebraska (1/19/21)
Minnesota attempted 30 or more 3-point field goals: 32 at Nebraska (1/19/21)
Minnesota attempted 40 or more 3-point field goals: 42 vs. NJIT (12/28/15)

Free Throw Shooting

A Gopher was perfect at the FT line (min. 5 att.): 5-5, Klarke Sconiers vs. Maryland (1/14/21)
Minnesota shot 80 percent or better (min. 10 att.): .813 (13-16) at Nebraska (1/19/21)
Minnesota shot 90 percent or better (min. 10 att.): .929 (13-14) vs. Maryland (1/14/21)
Minnesota shot 100 percent (min. 10 att.): 11-11 vs. Bryant (11/26/19)
Minnesota made 20 or more free throws: 20 vs. Eastern Illinois (12/2/20)
Minnesota made 30 or more free throws: 35 at Ohio State (2/13/20)
Minnesota attempted 30 or more free throws: 35 at Ohio State (2/13/20)
Minnesota attempted 40 or more free throws: 40 vs. Rhode Island (12/22/18)

Rebounds

A Gopher had 10 or more rebounds: 10, Kadi Sissoko at Iowa (1/6/21)
A Gopher had 15 or more rebounds: 22, Taiye Bello vs. Rutgers (2/2/20)
A Gopher had 20 or more rebounds: 22, Taiye Bello vs. Rutgers (2/2/20)
A Gopher had 10 or more reb. in consecutive games: Kadi Sissoko, 2 games (10 at Iowa, 1/6/21; 10 at Wisconsin, 1/3/21)
Minnesota had 50 or more rebounds: 50 vs. Rutgers (2/2/20)
Minnesota had 60 or more rebounds: 61 vs. Rhode Island (11/13/17)

Assists

A Gopher had 10 or more assists: 12, Kenisha Bell vs. Northern Iowa (3/22/19)
Minnesota had 20 or more assists: 20 vs. Penn State (3/4/20)
Minnesota had 25 or more assists: 26 vs. Eastern Michigan (12/3/17)
Minnesota had 30 or more assists: 31 vs. Radford (11/24/02)

Blocked Shots

A Gopher had 5 or more blocked shots: 5, Taiye Bello at Notre Dame (12/4/19)
Minnesota had 10 or more blocked shots: 11 vs. Army (12/8/16)

Steals

A Gopher had 5 or more steals: 5, Jasmine Brunson vs. Nebraska (1/30/20)
Minnesota had 10 or more steals: 11 vs. Penn State (3/4/20)
Minnesota had 15 or more steals: 16 at George Washington (12/10/19)
Minnesota had 20 or more steals: 21 at Michigan (2/25/94)

Double-Double / Triple-Double

A Gopher had a double-double (Pts/Reb): Kadi Sissoko (20 pts, 10 reb) at Iowa (1/6/21)
A Gopher had a double-double (Pts/Ast): Kenisha Bell (22 pts, 12 ast) vs. Northern Iowa (3/22/19)
A Gopher had a double-double in consecutive games: Kadi Sissoko, 2, (20 pts, 10 reb) at Iowa (1/6/21); (16 pts, 10 reb) at Wisconsin (1/3/21)
Two Gophers had a double-double in one game: Carlie Wagner (21 pts, 11 reb), Taiye Bello (10 pts, 16 reb) at Illinois (2/25/18)
A Gopher had a triple-double: Amanda Zahui B. (16 pts, 13 reb, 12 blk) vs. Penn State (1/28/15)

Turnovers

Minnesota had 5 or fewer turnovers: 5 vs. Vermont (11/10/19)
Minnesota had 10 or fewer turnovers: 7 at Nebraska (1/19/21)
Forced 20 or more turnovers: 21 at Wisconsin (1/3/21)
Forced 25 or more turnovers: 26 vs. Bryant (11/26/19)
Forced 30 or more turnovers: 33 vs. Milwaukee (11/14/19)

Overtime

Minnesota won a game in overtime: at Wisconsin, 88-83, (1/3/21)
Minnesota lost a game in overtime: at Rutgers, 80-70, (1/13/18)
Minnesota played a two-overtime game: vs. Rutgers, 73-71, (2/2/20)

Miscellaneous

Minnesota won on a last-second shot: vs. Ohio State, 2/24/16 (Carlie Wagner hits baseline jumper with 0.8 left in OT, Minnesota 90-88)
Minnesota won after trailing by at least 10 pts: 10 at Nebraska, 1/19/21, (down 34-24, 4:17 remaining in 2Q; won 76-71)
Minnesota won after trailing by at least 15 pts: 15 vs. UC-Riverside, 12/22/17 (down 40-25, 5:40 remaining in 2Q- won 101-75)
Minnesota scored 15 straight points or more: 19-0 (3:52 3Q-8:03 4Q) at Purdue (1/19/20)
Minnesota held opp. scoreless 5:00 or longer: 5:49 (3:52 3Q-8:03 4Q) at Purdue (1/19/20)
Minnesota held opp. scoreless 7:00 or longer: 7:01 (2:47 1Q-5:46 2Q) at Notre Dame (12/4/19)

WHALEN AT A GLANCE

COACHING RESUME:

2018-Pres.: Minnesota

Head Coach (39-33 Overall Record, 15-28 B1G Record)

WNBA PLAYING EXPERIENCE:

2010-18: Minnesota Lynx

2004-09: Connecticut Sun

OVERSEAS PLAYING EXPERIENCE:

2014-15: AGU Spor (Turkey)

2013-14: Dynamo Moscow (Russia)

2012-13: Galatasaray (Turkey)

2007-12: USK Praha (Czech Republic)

2006-07: UMMC (Russia)

COLLEGE PLAYING EXPERIENCE:

2000-04: University of Minnesota

EDUCATION:

Sport Management
Minnesota, 2004

BY THE NUMBERS

2

Two-time Olympic Gold Medalist and two-time FIBA World Championship Gold Medalist

3

Three-time All-American (2002, '03, '04) and WNBA First Team honoree (2008, '11, '13)

4

Four-time WNBA Champion (2011, '13, '15, '17)

6

Six-time WNBA All-Star (2004, '06, '11, '13, '14, '15)

13

Whalen's jersey number, which was raised to the Williams Arena rafters by the Gophers in 2005, and retired by the Minnesota Lynx and Connecticut Sun in 2019

20

Named to WNBA Top 20@20 Team in 2016

WHAT THEY'RE SAYING ABOUT WHALEN

"The University of Minnesota's decision to hire Lindsay Whalen as its women's basketball coach is a phenomenal one. Lindsay is a winner; she's a four-time WNBA champion, a two-time Olympic gold medalist and led her Gopher team to the Final Four. I have no doubt that she will continue to excel as a leader."

Cheryl Reeve

Minnesota Lynx Head Coach
Team USA Assistant Coach

"Having been around Lindsay for a long time, I can certainly speak to the kind of competitor and person she is and the passion that she brings to the game. She has been really well coached from college through the pros - she's played for some great coaches. I don't think it'll take Lindsay long to get caught up. She's got some great stuff to work with at Minnesota, and she's a smart kid."

Geno Auriemma

University of Connecticut Head Coach
Former Team USA Head Coach

"The University of Minnesota hired a gem in Lindsay Whalen. Her basketball IQ is off the charts, and her ability to connect with people is unmatched. The impact on the community is already in full effect."

Dawn Staley

University of South Carolina Head Coach
Team USA Head Coach

HEAD COACH LINDSAY WHALEN THIRD SEASON · MINNESOTA, 2004



One of the most decorated players in women's basketball history, Lindsay Whalen returned to her alma mater as the 12th head women's basketball coach at the University of Minnesota on April 13, 2018.

In her first two seasons guiding the Golden Gophers, Whalen led the team to a 37-26 mark (.587) with a trip to the WNIT in 2018-19. In addition, she has coached one WNBA draft pick, one All-American, seven All-Big Ten honorees, two members of the Big Ten All-Freshman team, one Big Ten All-Defensive Team player and 11 Academic All-Big Ten honorees.

In Whalen's second season, the team won 11 straight games at one point, which was the sixth longest win streak in program history. During the stretch, it won four straight on the road, the seventh longest such streak at Minnesota. Included in the streak was an 80-66 upset of then-No. 19 Arizona State.

Five members of the team took home season honors from the Big Ten. Taiye Bello was a consensus All-Big Ten Second Team selection by the league's coaches and media, while Jasmine Powell was a consensus pick for both All-Big Ten Honorable Mention and the Big Ten All-Freshman Team. Gadiva Hubbard was an All-Big Ten Honorable Mention honoree by the media, as was Sara Scalia, who also earned a place on the media's Big Ten All-Freshman Team.

In her first season at the helm of the Gophers, Whalen guided the team to a 21-11 record overall, a 9-9 mark in league play and a spot in the second round of the WNIT. She became the fifth coach in program history to lead the team to 20 wins in their first season. The Gophers enjoyed a 10-week run in the AP Poll, their longest stretch since the 2005-06 season.

Minnesota began the 2018-19 season by winning its first 12 games, tied for the third best streak in team history.

With the 12-0 start, Whalen tied her former coach, Pam Borton (2002-03), for the best undefeated start by a coach in their first year at a Big Ten school since the incorporation of women's athletics in the conference in 1982-83. The only coach at a Big Ten school with more wins in his or her first year there was Ohio State's Debbie Wilson, who started 14-0 in 1972-73.

Under Whalen's tutelage, Kenisha Bell earned honorable mention All-America honors from the AP, was a semifinalist for the 2019 Naismith Women's Defensive Player of the Year Award, garnered consensus First Team All-Big Ten honors from the league's coaches and media and was a member of the All-Big Ten Defensive Team. In addition, Destiny Pitts was named First Team All-Big Ten by the league's coaches (second team by the media), and Taiye Bello was an All-Big Ten honorable mention honoree.


Whalen returned to the Gophers after destroying the program's record book in the early 2000s, finishing her career as Minnesota's all-time points leader, along with being second all-time in assists and third all-time in steals. A four-time all-state selection at Hutchinson High School, about an hour west of Minneapolis, Whalen went on to become the catalyst for the most successful seasons in the history of Gopher women's basketball.

She was the first three-time All-American in program history, a three-time All-Big Ten selection and a three-time Academic All-Big Ten honoree. After a Sweet Sixteen appearance her junior season (2002-03), Whalen led the Gophers to their only Final Four in program history in 2004. Her jersey, No. 13, hangs in the rafters of Williams Arena.

Whalen went on to collect numerous honors and championships in the WNBA and with the U.S. National team. After playing five seasons with the Connecticut Sun, Whalen returned to her home state with the Minnesota Lynx and won four WNBA championships (2011, 2013, 2015, 2017). Whalen was named All-WNBA five times and finished third in WNBA history in assists, to go along with being in the top-20 in career points and steals. In 2017, she became the winningest player in WNBA history, having been a part of more than 300 wins in the league. She also played professionally in Turkey, Russia and the Czech Republic.

In international competition, Whalen was a key piece to dominant performances by Team USA in world championship and Olympic competition. Whalen played for two gold medal teams at the World Championships (2010, 2014) and has also won two Olympic gold medals (2012, 2016).

As part of Whalen's agreement to become head coach, she continued to play for the Minnesota Lynx before retiring at the end of the 2018 season. Previously, Whalen announced in February of 2018 that she was retiring from international competition. She had played for the U.S. National team since 2002, joining Team USA following her sophomore season with the Gophers.





1 • Alexia Smith

G • 5-8 • Fr. • Columbus, Ohio
 (Columbus Africentric Early College)
 Undeclared major

SEASON HIGHS

Points: 6, 2x, MR: vs. Indiana, 12/23/20
 FGM: 3 vs. Michigan State, 12/9/20
 FGA: 8 vs. Penn State, 1/10/21
 3FGM: 2 vs. Indiana, 12/23/20
 3FGA: 3, 3x, MR: at Wisconsin, 1/3/21
 FTM: 2 at Wisconsin, 1/3/21
 FTA: 4 at Wisconsin, 1/3/21
 Off. Rebounds: 1, 5x, MR: at Nebraska, 1/19/21
 Def. Rebounds: 3, 2x, MR: at Wisconsin, 1/3/21
 Total Rebounds: 4, 2x, MR: at Wisconsin, 1/3/21
 Assists: 3, 2x, MR: at Wisconsin, 1/3/21
 Steals: 2, 2x, MR: vs. Penn State, 1/10/21
 Blocks: ---
 Minutes: 35:51 at Wisconsin, 1/3/21

CAREER HIGHS

Points: 6, 2x, MR: vs. Indiana, 12/23/20
 FGM: 3 vs. Michigan State, 12/9/20
 FGA: 8 vs. Penn State, 1/10/21
 3FGM: 2 vs. Indiana, 12/23/20
 3FGA: 3, 3x, MR: at Wisconsin, 1/3/21
 FTM: 2 at Wisconsin, 1/3/21
 FTA: 4 at Wisconsin, 1/3/21
 Off. Rebounds: 1, 5x, MR: at Nebraska, 1/19/21
 Def. Rebounds: 3, 2x, MR: at Wisconsin, 1/3/21
 Total Rebounds: 4, 2x, MR: at Wisconsin, 1/3/21
 Assists: 3, 2x, MR: at Wisconsin, 1/3/21
 Steals: 2, 2x, MR: vs. Penn State, 1/10/21
 Blocks: ---
 Minutes: 35:51 at Wisconsin, 1/3/21

CAREER MISCELLANEOUS

	GAMES	MN W-L
Double-Figure Points:	0	0-0

SMITH NOTES

- Made first career start at Iowa (1/6/21)
- After being unavailable for the first two games, made Gophers debut against Michigan State (12/9/20)
- A five-star recruit according to ESPN, ranked as the 46th player overall in the class and the 15th-ranked guard
- The first five-star recruit for either the men's or women's programs at Minnesota since at least the 2011 class
- Helped lead Columbus Africentric Early College to two state titles in her career and a spot in the state semifinals as a senior before the tournament was shut down due to COVID-19
- Twice named to the Super 12 First Team and three times recognized as first-team all-city
- Named second-team all-state as a senior after averaging 13 points, five rebounds and three steals per game
- As a junior, named second-team all-state as she averaged 19 points, nine rebounds, five assists, four steals and three blocks per game
- Posted 15 points, eight rebounds, four assists, three steals and three blocks per contest as a sophomore en route to honorable mention all-state honors
- Recorded 12 points, four rebounds, two assists, two steals and two blocks in her freshman campaign
- "I chose Minnesota because it felt like home and I felt a connection with the coaching staff. This was the school that felt most comfortable to me and welcomed me with open arms like a family. Not to mention the fact that I am going to be coached by one of the greatest WNBA players of all time. This was a huge life decision that I had to make, with that being said I know that I chose the right school to spend the next four years of my college career."
- Coach Whalen: "Alexia has a tremendous ability to get in the paint and finish with contact. Defensively, she is someone we will count on to keep us improving on that end of the floor."

SMITH GAME-BY-GAME

Opponent	Date	GS	MIN	Total		3-Pointers		Free throws		Rebounds				PF	A	T/O	BLK	STL	PTS	AVG
				FG-FGA	PCT	3FG-3FGA	PCT	FT-FTA	PCT	OFF	DEF	TOT	AVG							
Michigan St.	12/09/2020		29:12	3-7	.429	0-1	.000	0-0	.000	1	3	4	4.0	0	2	1	0	0	6	6.0
at Northwestern	12/14/2020		22:49	1-4	.250	1-3	.333	0-0	.000	0	0	0	2.0	1	3	1	0	1	3	4.5
Indiana	12/23/2020		24:05	2-4	.500	2-3	.667	0-0	.000	1	0	1	1.7	1	1	0	0	0	6	5.0
at Wisconsin	01/03/2021		35:51	1-5	.200	0-3	.000	2-4	.500	1	3	4	2.3	2	3	2	0	2	4	4.8
at Iowa	01/06/2021	*	13:25	2-2	1.000	0-0	.000	0-0	.000	0	0	0	1.8	2	0	1	0	1	4	4.6
Penn St.	01/10/2021	*	35:22	2-8	.250	0-2	.000	0-0	.000	1	0	1	1.7	4	2	2	0	2	4	4.5
Maryland	01/14/2021		15:27	2-2	1.000	0-0	.000	0-0	.000	0	0	0	1.4	2	0	2	0	0	4	4.4
at Nebraska	01/19/2021		21:06	2-4	.500	1-1	1.000	0-0	.000	1	2	3	1.6	3	1	2	0	0	5	4.5
Totals		2	197:17	15-36	.417	4-13	.308	2-4	.500	5	8	13	1.6	15	12	11	0	6	36	4.5

Player Averages

Games Played	Minutes/game	Points/game	FG Pct	3FG Pct	FT Pct	Rebounds/game	Assists/game	Turnovers/game	Assist/Turnover ratio	Steals/game	Blocks/game
8	24.7	4.5	41.7	30.8	50.0	1.6	1.5	1.4	1.1	0.8	0.0

CAREER STATISTICS - OVERALL

SEASON	TEAM	GP-GS	MIN/AVG	Field Goals		3-Point		F-Throws		Rebounds				Scoring						
				FG-FGA	FG%	3FG-FGA	3FG%	FT-FTA	FT%	OFF	DEF	TOT	AVG	PF-FO	AST	TO	BLK	STL	PTS	AVG
2020-21	MINN	8-2	197/24.7	15-36	.417	4-13	.308	2-4	.500	5	8	13	1.6	15-0	12	11	0	6	36	4.5
TOTAL		8-2	197/24.7	15-36	.417	4-13	.308	2-4	.500	5	8	13	1.6	15-0	12	11	0	6	36	4.5

CAREER STATISTICS - BIG TEN ONLY

Season	Gp	Gs	Min	Avg	3-POINT					REBOUNDS									
					Fg-Fga	Pct	Fg-Fga	Pct	Ft-Fta	Pct	O-D/Tot	Avg	Pf/Dq	Ast	T0	Blk	ST	Pts	Avg
2020-21	8	2	197:17	24.7	15-36	.417	4-13	.308	2-4	.500	5-8/13	1.6	15/0	15	12	0	6	36	4.5
TOTAL	8	2	197:17	24.7	15-36	.417	4-13	.308	2-4	.500	5-8/13	1.6	15/0	15	12	0	6	36	4.5



4 • Jasmine Powell

G • 5-6 • So. • Detroit, Mich. (Country Day HS)
Intends to major in Journalism

SEASON HIGHS

Points: 22, 2x, MR: vs. Maryland, 1/14/21
FGM: 8, 2x, MR: vs. Maryland, 1/14/21
FGA: 22 vs. Eastern Illinois, 12/2/20
3FGM: 4, 2x, MR: vs. Maryland, 1/14/21
3FGA: 10, 2x, MR: vs. Penn State, 1/10/21
FTM: 8 vs. Michigan State, 12/9/20
FTA: 10 vs. Eastern Illinois, 12/2/20
Off. Rebounds: 1, 4x, MR: at Nebraska, 1/19/21
Def. Rebounds: 7 at Iowa, 1/6/21
Total Rebounds: 7, 3x, MR: vs. Maryland, 1/14/21
Assists: 8, 2x, MR: vs. Maryland, 1/14/21
Steals: 3, 2x, MR: at Iowa, 1/6/21
Blocks: 2 at Northwestern, 12/14/20
Minutes: 40:32 at Wisconsin, 1/3/21

CAREER HIGHS

Points: 24 at Wisconsin, 2/6/20
FGM: 8, 4x, MR: vs. Maryland, 1/14/21
FGA: 22, 2x, MR: vs. Eastern Illinois, 12/2/20
3FGM: 4, 2x, MR: vs. Maryland, 1/14/21
3FGA: 10, 2x, MR: vs. Penn State, 1/10/21
FTM: 14 at Ohio State, 2/13/20
FTA: 15 at Ohio State, 2/13/20
Off. Rebounds: 3 vs. Nebraska, 1/30/20
Def. Rebounds: 8 at American, 12/8/19
Total Rebounds: 8 at American, 12/8/19
Assists: 9 at Iowa, 2/27/20
Steals: 5 vs. Bryant, 11/26/19
Blocks: 2, 2x, MR: at Northwestern, 12/14/20
Minutes: 47:27 vs. Rutgers, 2/2/20

CAREER MISCELLANEOUS

	GAMES	MN W-L
Double-Figure Points:	29	13-16
20+ Point Games:	7	2-5

CAREER STATISTICS - OVERALL

SEASON	TEAM	GP-GS	MIN/AVG	Field Goals			3-Point		F-Throws		Rebounds				Scoring					
				FG-FGA	FG%	3FG-FGA	3FG%	FT-FTA	FT%	OFF	DEF	TOT	AVG	PF-FO	AST	TO	BLK	STL	PTS	AVG
2019-20	MINN	31-12	810/26.1	123-346	.355	30-100	.300	99-131	.756	15	79	94	3.0	68-0	96	99	5	44	375	12.1
2020-21	MINN	10-10	343/34.3	54-142	.380	27-76	.355	36-46	.783	4	47	51	5.1	28-1	59	45	4	15	171	17.1
TOTAL		41-22	1153/28.1	177-488	.363	57-176	.324	135-177	.763	19	126	145	3.5	96-1	155	144	9	59	546	13.3

CAREER STATISTICS - BIG TEN ONLY

Season	Gp	Gs	Min	Avg	Fg-Fga	Pct	3-POINT		Ft-Fta	Pct.	REBOUNDS			Pf/Dq	Ast	TO	Blk	ST	Pts	Avg
							Fg-Fga	Pct.			0-D/Tot	Avg	Pf/Dq							
2019-20	18	10	515:48	28.7	77-223	.345	22-71	.310	60-79	.759	11-44/55	3.1	37/0	46	67	3	25	236	13.1	
2020-21	8	8	265:15	33.2	40-103	.388	22-60	.367	26-31	.839	3-36/39	4.9	23/1	44	33	2	11	128	16.0	
TOTAL	26	18	781:03	30.0	117-326	.359	44-131	.336	86-110	.782	14-80/94	3.6	60/1	90	100	5	36	364	14.0	

POWELL NOTES

Honors and Awards

- 2020 Consensus All-Big Ten Honorable Mention and Consensus Big Ten All-Freshman Team
- Two-Time Big Ten Freshman of the Week: Feb. 3 and Feb. 24, 2020

In the Record Book

- Ranked fourth all-time among Minnesota freshmen in assists (96) and free throws made (99)
- Made 14 free throws at Ohio State (2/13/20), tied for the fourth most in program history
- Went 10-10 on free throws vs. Rutgers (2/2/20), tied for ninth most makes without a miss in team history
- Has scored at least 11 points in 12 straight games dating to last year and has made at least 3 3's in five straight
- Nearly had the 7th triple-double in program history with 22 pts., 8 asst. and 7 rebs. vs. No. 9 Maryland (1/14/21)
- First Gopher to score 20+ points in each of the first two games of a season since 2016-17
- Led all Big Ten freshmen in points per game (12.1) and free throw percentage (.756) last season; also led B1G freshmen in scoring in conference games only (13.1)
- First freshman in program history to lead the team in assists (96), first freshman to lead in free throw percentage (min. 100 attempts) since Carol Ann Shudlick in 1990-91 and first freshman to lead in free throws made (99) since Ashley Ellis-Milan in 2006-07
- Scored at least 20 points in three straight games from Feb. 10-17, including a career-high 24 points at Wisconsin (2/6/20); the only Gopher freshman to score 20+ in three straight games in at least the last 25 seasons
- Grabbed a career-high eight rebounds at American; had just 10 boards through seven games prior (12/8/19)
- Filled the stat sheet with 14 points, seven assists and career-high five steals against Bryant (11/26/19)
- Came off the bench to score 19 points against Vermont (11/10/19), the most by a non-starter at Minnesota since Nov. 16, 2017
- A four-star recruit, the 78th player overall in the class, and the 23rd-ranked point guard, according to ESPN
- Three-time all-state honoree; helped her high school to back-to-back state championships in 2017 and 2018

POWELL GAME-BY-GAME

Opponent	Date	GS	MIN	Total		3-Pointers		Free throws		Rebounds				PF	A	T/O	BLK	STL	PTS	AVG
				FG-FGA	PCT	3FG-3FGA	PCT	FT-FTA	PCT	OFF	DEF	TOT	AVG							
Eastern Ill.	12/02/2020	*	40:00	6-22	.273	2-9	.222	7-10	.700	0	5	5	5.0	1	8	7	1	2	21	21.0
Drake	12/06/2020	*	37:38	8-17	.471	3-7	.429	3-5	.600	1	6	7	6.0	4	7	5	1	2	22	21.5
Michigan St.	12/09/2020	*	23:10	3-5	.600	2-4	.500	8-8	1.000	0	4	4	5.3	5	6	7	0	1	16	19.7
at Northwestern	12/14/2020	*	30:55	5-14	.357	3-9	.333	2-3	.667	0	5	5	5.3	3	7	8	2	3	15	18.5
Indiana	12/23/2020	*	36:38	4-14	.286	0-4	.000	4-6	.667	0	4	4	5.0	4	3	4	0	1	12	17.2
at Wisconsin	01/03/2021	*	40:32	4-15	.267	3-10	.300	0-0	.000	1	1	2	4.5	3	5	3	0	0	11	16.2
at Iowa	01/06/2021	*	38:39	6-10	.600	3-7	.429	3-4	.750	0	7	7	4.9	1	6	3	0	3	18	16.4
Penn St.	01/10/2021	*	32:46	6-16	.375	4-10	.400	3-4	.750	0	6	6	5.0	3	4	3	0	2	19	16.8
Maryland	01/14/2021	*	35:22	8-17	.471	4-8	.500	2-2	1.000	1	6	7	5.2	2	8	3	0	1	22	17.3
at Nebraska	01/19/2021	*	27:14	4-12	.333	3-8	.375	4-4	1.000	1	3	4	5.1	2	5	2	0	0	15	17.1
Totals			10	342:53	.380	27-76	.355	36-46	.783	4	47	51	5.1	28	59	45	4	15	171	17.1

Player Averages

Games Played	Minutes/game	Points/game	FG Pct	3FG Pct	FT Pct	Rebounds/game	Assists/game	Turnovers/game	Assist/Turnover ratio	Steals/game	Blocks/game
10	34.3	17.1	38.0	35.5	78.3	5.1	5.9	4.5	1.3	1.5	0.4



10 • Erin Hedman

F • 6-3 • Fr. • New Berlin, Wis. (Eisenhower HS)
Undecided on a major

SEASON HIGHS

Points: 2 vs. Drake, 12/6/20
FGM: 1 vs. Drake, 12/6/20
FGA: 5 vs. Drake, 12/6/20
3FGM: ---
3FGA: 3 vs. Drake, 12/6/20
FTM: ---
FTA: ---
Off. Rebounds: 1 vs. Drake, 12/6/20
Def. Rebounds: 4 vs. Eastern Illinois, 12/2/20
Total Rebounds: 4, 2x, MR: vs. Drake, 12/6/20
Assists: ---
Steals: ---
Blocks: 1, 2x, MR: vs. Drake, 12/6/20
Minutes: 21:46 vs. Drake, 12/6/20

CAREER HIGHS

Points: 2 vs. Drake, 12/6/20
FGM: 1 vs. Drake, 12/6/20
FGA: 5 vs. Drake, 12/6/20
3FGM: ---
3FGA: 3 vs. Drake, 12/6/20
FTM: ---
FTA: ---
Off. Rebounds: 1 vs. Drake, 12/6/20
Def. Rebounds: 4 vs. Eastern Illinois, 12/2/20
Total Rebounds: 4, 2x, MR: vs. Drake, 12/6/20
Assists: ---
Steals: ---
Blocks: 1, 2x, MR: vs. Drake, 12/6/20
Minutes: 21:46 vs. Drake, 12/6/20

CAREER MISCELLANEOUS

	GAMES	MN	W-L
Double-Figure Points:	0		0-0

CAREER STATISTICS - OVERALL

				Field Goals		3-Point		F-Throws		Rebounds				Scoring						
SEASON	TEAM	GP-GS	MIN/AVG	FG-FGA	FG%	3FG-FGA	3FG%	FT-FTA	FT%	OFF	DEF	TOT	AVG	PF-FO	AST	TO	BLK	STL	PTS	AVG
2020-21	MINN	3-2	42/14.1	1-7	.143	0-3	.000	0-0	.000	1	7	8	2.7	4-0	0	4	2	0	2	0.7
TOTAL		3-2	42/14.1	1-7	.143	0-3	.000	0-0	.000	1	7	8	2.7	4-0	0	4	2	0	2	0.7

CAREER STATISTICS - BIG TEN ONLY

Season	Gp	Gs	Min	Avg	3-POINT				REBOUNDS											
					Fg-Fga	Pct	Fg-Fga	Pct.	Ft-Fta	Pct.	0-D/Tot	Avg	Pf/Dq	Ast	TO	Blk	ST	Pts	Avg	
2020-21	1	0	3:50	3.8	0-1	.000	0-0	---	0-0	---	0-0/0	0.0	0/0	0	1	0	0	0	0	0.0
TOTAL	1	0	3:50	3.8	0-1	.000	0-0	---	0-0	---	0-0/0	0.0	0/0	0	1	0	0	0	0	0.0

HEDMAN NOTES

- Started first game as a Gopher against Eastern Illinois (12/2/20); first freshman to start season opener for Minnesota since Jasmine Brunson in 2016-17 and first freshman forward to do so since Jackie Voigt in 2008-09
- A four-star recruit according to ESPN, was the 75th-ranked player overall in the class and the No. 8 post player
- Earned AP Honorable-Mention All-State honors, WBCA Division 2 All-State recognition and was a McDonald's All-American Game nominee as a senior after averaging 12.0 points, 8.2 rebounds and 1.5 blocks per game
- Named second-team all-conference as a junior after averaging 8.4 points, 7.6 rebounds, 1.9 assists and 1.4 blocks per game. As a sophomore, posted 7.0 points, 5.7 rebounds and 1.5 blocks per contest
- "I chose to go to the University of Minnesota because I felt an instant connection with the coaching staff and team. I also felt so at home and so welcomed by everyone there. I feel as though at Minnesota, Coach Whalen and her staff will provide me for the best opportunities on and off the court and also push me to be the best player I can possibly be."
- Coach Whalen: "Erin brings great size and skill at position that adds great depth to our post group."

HEDMAN GAME-BY-GAME

Opponent	Date	GS	MIN	Total		3-Pointers		Free throws		Rebounds				PF	A	T/O	BLK	STL	PTS	AVG
				FG-FGA	PCT	3FG-3FGA	PCT	FT-FTA	PCT	OFF	DEF	TOT	AVG							
Eastern Ill.	12/02/2020	*	16:42	0-1	.000	0-0	.000	0-0	.000	0	4	4	4.0	1	0	1	1	0	0	0.0
Drake	12/06/2020	*	21:46	1-5	.200	0-3	.000	0-0	.000	1	3	4	4.0	3	0	2	1	0	2	1.0
Michigan St.	12/09/2020		03:50	0-1	.000	0-0	.000	0-0	.000	0	0	0	2.7	0	0	1	0	0	0	0.7
Totals		2	42:18	1-7	.143	0-3	.000	0-0	.000	1	7	8	2.7	4	0	4	2	0	2	0.7

Player Averages

Games Played	Minutes/game	Points/game	FG Pct	3FG Pct	FT Pct	Rebounds/game	Assists/game	Turnovers/game	Assist/Turnover ratio	Steals/game	Blocks/game
3	14.1	0.7	14.3	0.0	0.0	2.7	0.0	1.3	0.0	0.0	0.7



12 • Laura Bagwell Katalinich

F • 6-0 • Gr. • Minneapolis, Minn. (Cornell Univ.)
 Graduated from Cornell with B.S. in Communications;
 working toward master's in Sport Management

SEASON HIGHS

Points: 16 at Wisconsin, 1/3/21
 FGM: 7 at Wisconsin, 1/3/21
 FGA: 15 at Wisconsin, 1/3/21
 3FGM: ---
 3FGA: ---
 FTM: 6 vs. Penn State, 1/10/21
 FTA: 8 vs. Penn State, 1/10/21
 Off. Rebounds: 3 at Wisconsin, 1/3/21
 Def. Rebounds: 4 vs. Indiana, 12/23/20
 Total Rebounds: 6 vs. Indiana, 12/23/20
 Assists: 2 vs. Penn State, 1/10/21
 Steals: 1, 3x, MR: vs. Penn State, 1/10/21
 Blocks: 1 vs. Indiana, 12/23/20
 Minutes: 29: 21 at Wisconsin, 1/3/21

CAREER HIGHS*

Points: 29 at Delaware State, 11/23/19
 FGM: 13 at Delaware State, 11/23/19
 FGA: 22 vs. Harvard, 2/9/19
 3FGM: ---
 3FGA: 2, 2x, MR: vs. Duquesne, 12/10/19
 FTM: 10, 2x, MR: vs. Niagara, 11/21/19
 FTA: 12 vs. Yale, 3/1/19
 Off. Rebounds: 7, 3x, MR: vs. Binghamton, 12/5/19
 Def. Rebounds: 13 at TCU, 11/10/19
 Total Rebounds: 17 at TCU, 11/10/19
 Assists: 6 at Dartmouth, 2/28/20
 Steals: 4, 3x, MR: vs. Brown, 1/31/20
 Blocks: 2, 2x, MR: at Penn, 2/23/19
 Minutes: 40:24 at Dartmouth, 2/28/20

* All career highs recorded while playing at Cornell

CAREER MISCELLANEOUS (MINNESOTA NUMBERS IN PARENTHESES)

	GAMES	TEAM W-L
Double-Figure Points:	45 (3)	20-25 (1-2)
20+ Point Games:	14 (0)	6-8 (0-0)
Double-Figure Rebounds:	14 (0)	5-9 (0-0)
Double-Doubles:	13 (0)	5-8 (0-0)

CAREER STATISTICS - OVERALL

SEASON	TEAM	GP-GS	MIN/AVG	Field Goals		3-Point		F-Throws		Rebounds				Scoring						
				FG-FGA	FG%	3FG-FGA	3FG%	FT-FTA	FT%	OFF	DEF	TOT	AVG	PF-FO	AST	TO	BLK/STL	PTS	AVG	
2016-17	Penn	3-0	11/3.7	1-2	.500	0-0	.000	0-0	.000	1	1	2	0.7	2-0	1	0	1	1	2	0.7
2018-19	CU	26-26	750/28.8	167-368	.454	0-6	.000	85-101	.842	85	120	205	7.9	78-1	47	71	8	39	419	16.1
2019-20	CU	26-24	730/28.1	135-294	.459	0-6	.000	78-103	.757	78	105	183	7.0	69-3	52	67	11	22	348	13.4
2020-21	MINN	7-1	142/20.3	16-40	.400	0-0	.000	10-14	.714	10	13	23	3.3	9-0	6	11	1	3	42	6.0
TOTAL FOR MINN		7-1	142/20.3	16-40	.400	0-0	.000	10-14	.714	10	13	23	3.3	9-0	6	11	1	3	42	6.0
TOTAL		62-51	1633/26.3	319-704	.453	0-12	.000	173-218	.794	174	239	413	6.7	158-4	106	149	21	65	811	13.1

CAREER STATISTICS - BIG TEN ONLY

Season	Gp	Gs	Min	Avg	Fg-Fga	Pct	3-POINT		Ft-Fta	Pct.	REBOUNDS		Pf/Dq	Ast	TO	Blk	ST	Pts	Avg
							Fg-Fga	Pct.			0-D/Tot	Avg							
2020-21	7	1	142:18	20.3	16-40	.400	0-0	---	10-14	.714	10-13/23	3.3	9/0	6	11	1	3	42	6.0
TOTAL	7	1	142:18	20.3	16-40	.400	0-0	---	10-14	.714	10-13/23	3.3	9/0	6	11	1	3	42	6.0

BAGWELL KATALINICH NOTES

Honors and Awards

2020 Honorable Mention All-Ivy League honors | Two-time CoSIDA Academic All-District (2019 and 2020)

2020 Senior CLASS Award candidate

2019 First-Team All-Ivy League

- After missing the first three games due to a lower leg injury, made Gophers debut at Northwestern (12/14/20)
- Comes to Minnesota as a graduate transfer after three seasons at Cornell and one at Penn
- Team captain as a senior at Cornell; ranked third in the Ivy League in free throw percentage (75.7), fifth in field goal percentage (45.9) and sixth in rebounds per game (7.0)
- As a senior, led the Big Red in scoring (13.4), field goals made and attempted (135-for-294), free throws made and attempted (78-for-103), offensive rebounds (78), defensive rebounds (105) and total rebounds (183)
- Scored in double figures in 19 games in senior season, including five games with at least 20 points, and posted seven double-doubles
- As a junior, led Cornell in scoring (16.1 per game) and rebounding (7.9) and was tops in the conference in free throw percentage (84.2); recorded double-digit scoring in 23 games, including nine 20 point-outings, and had six double-doubles
- Sat out the 2017-18 season due to NCAA transfer rules; spent freshman year at Penn, playing in three games
- Attended Academy of Holy Angels in Minneapolis where she was a nominee for the McDonald's All-American and Minnesota Miss Basketball in her senior season as she averaged 30.0 points and 12.5 rebounds per game
- Led Holy Angels to the 2016 AAA State Championship on the floor of Williams Arena, averaging 22.7 points and 15 rebounds during the state tournament to earn Class AAA All-Tournament Team honors
- Last name pronounced kuh-TAL-in-itch

BAGWELL KATALINICH GAME-BY-GAME

Opponent	Date	GS	MIN	Total		3-Pointers		Free throws		Rebounds				PF	A	T/O	BLK	STL	PTS	AVG
				FG-FGA	PCT	3FG-3FGA	PCT	FT-FTA	PCT	OFF	DEF	TOT	AVG							
at Northwestern	12/14/2020		20:51	0-2	.000	0-0	.000	0-0	.000	2	1	3	3.0	1	0	3	0	1	0	0.0
Indiana	12/23/2020	*	26:44	4-9	.444	0-0	.000	2-2	1.000	2	4	6	4.5	1	1	2	1	0	10	5.0
at Wisconsin	01/03/2021		29:21	7-15	.467	0-0	.000	2-4	.500	3	2	5	4.7	2	1	0	0	1	16	8.7
at Iowa	01/06/2021		19:20	2-6	.333	0-0	.000	0-0	.000	1	1	2	4.0	2	1	2	0	0	4	7.5
Penn St.	01/10/2021		26:11	3-7	.429	0-0	.000	6-8	.750	2	3	5	4.2	1	2	3	0	1	12	8.4
Maryland	01/14/2021		14:54	0-1	.000	0-0	.000	0-0	.000	0	2	2	3.8	2	1	0	0	0	0	7.0
at Nebraska	01/19/2021		04:57	0-0	.000	0-0	.000	0-0	.000	0	0	0	3.3	0	0	1	0	0	0	6.0
Totals		1	142:18	16-40	.400	0-0	.000	10-14	.714	10	13	23	3.3	9	6	11	1	3	42	6.0

Player Averages

Games Played	Minutes/game	Points/game	FG Pct	3FG Pct	FT Pct	Rebounds/game	Assists/game	Turnovers/game	Assist/Turnover ratio	Steals/game	Blocks/game
7	20.3	6.0	40.0	0.0	71.4	3.3	0.9	1.6	0.5	0.4	0.1



14 • Sara Scalia

G • 5-10 • So. • Stillwater, Minn. (Stillwater HS)
Intends to major in Business

SEASON HIGHS

Points: 18 at Iowa, 1/6/21
FGM: 6 at Iowa, 1/6/21
FGA: 16 at Iowa, 1/6/21
3FGM: 4, 2x, MR: at Nebraska, 1/19/21
3FGA: 12 at Iowa, 1/6/21
FTM: 4 vs. Maryland, 1/14/21
FTA: 4 vs. Maryland, 1/14/21
Off. Rebounds: 1, 3x, MR: at Nebraska, 1/19/21
Def. Rebounds: 6 at Nebraska, 1/19/21
Total Rebounds: 7 at Nebraska, 1/19/21
Assists: 6 at Nebraska, 1/19/21
Steals: 2, 2x, RM: at Iowa, 1/6/21
Blocks: ---
Minutes: 36:54 at Nebraska, 1/19/21

CAREER HIGHS

Points: 23 at George Washington, 12/10/19
FGM: 9 at George Washington, 12/10/19
FGA: 16 at Iowa, 1/6/21
3FGM: 5 at Penn State, 12/28/19
3FGA: 12 at Iowa, 1/6/21
FTM: 4, 3x, MR: vs. Maryland, 1/14/21
FTA: 6 vs. Rutgers, 2/2/20
Off. Rebounds: 5 at Illinois, 1/12/20
Def. Rebounds: 8 vs. Iowa, 1/16/20
Total Rebounds: 10 vs. Iowa, 1/16/20
Assists: 6 at Nebraska, 1/19/21
Steals: 4, 2x, MR: at George Washington, 12/10/19
Blocks: 2 at George Washington, 12/10/19
Minutes: 45:23 vs. Rutgers, 2/2/20

CAREER MISCELLANEOUS

	GAMES	MN W-L
Double-Figure Points:	18	11-7
20+ Point Games:	3	3-0
Double-Figure Rebounds:	1	0-1
Double-Doubles:	1	0-1

CAREER STATISTICS - OVERALL

SEASON	TEAM	GP-GS	MIN/AVG	Field Goals		3-Point		F-Throws		Rebounds				Scoring						
				FG-FGA	FG%	3FG-FGA	3FG%	FT-FTA	FT%	OFF	DEF	TOT	AVG	PF-FO	AST	TO	BLK	STL	PTS	AVG
2019-20	MINN	31-30	999/32.2	119-310	.384	59-160	.369	37-45	.822	34	94	128	4.1	44-0	44	38	3	39	334	10.8
2020-21	MINN	7-6	212/30.2	26-84	.310	17-56	.304	12-12	1.000	3	19	22	3.1	6-0	15	15	0	7	81	11.6
TOTAL		38-36	1211/31.9	145-394	.368	76-216	.352	49-57	.860	37	113	150	3.9	50-0	59	53	3	46	415	10.9

CAREER STATISTICS - BIG TEN ONLY

Season	Gp	Gs	Min	Avg	3-POINT			REBOUNDS			Pf/Dq	Ast	TO	Blk	ST	Pts	Avg		
					Fg-Fga	Pct	Fg-Fga	Pct	Ft-Fta	Pct								O-D/Tot	Avg
2019-20	18	18	618:30	34.4	71-201	.353	40-109	.367	25-31	.806	21-57/78	4.3	29/0	21	23	1	17	207	11.5
2020-21	7	6	211:34	30.2	26-84	.310	17-56	.304	12-12	1.000	3-19/22	3.1	6/0	15	15	0	7	81	11.6
TOTAL	25	24	830:04	33.2	97-285	.340	57-165	.345	37-43	.860	24-76/100	4.0	35/0	36	38	1	24	288	11.5

SCALIA NOTES

Honors and Awards

2020 All-Big Ten Honorable Mention (media) and Big Ten All-Freshman Team (media)
Two-time Big Ten Freshman of the Week: Dec. 2, 2019 and Jan. 20, 2020

In the Record Book

- Ranked fourth all-time among Minnesota freshmen in 3-pointers made (59) and minutes per game (32.3), and fifth in 3-pointers attempted (160), 3-point percentage (.369; min. 40 attempts), free throw percentage (.822; min. 40 attempts) and starts (30)
- Scored 14 points with career-high 6 assists and season-high 7 rebounds at Nebraska (1/19/21)
- Did not play against Penn State (1/10/21) due to shoulder injury
- After missing the first two games due to injury, made season debut vs. Michigan State (12/9/20)
- Led all Big Ten freshmen in 3-pointers made per game (1.9); also led all BIG freshmen in conference games only in 3-point percentage (.367), 3's made per game (2.2) and minutes played per game (34.4)
- Notched first career double-double with 18 points and career-high 10 rebounds against Iowa (1/16/20)
- In BIG debut, scored 22 points with career-best 5 3's and 4 assists at Penn State (12/28/19)
- Set or tied career highs in several stats at George Washington (12/10/19), including points (23), field goals made (9), blocks (2) and steals (4).
- Scored 20 points, including 4 3-pointers, and had seven rebounds vs. Bryant (11/26/19)
- A three-star recruit and the No. 56 guard in the country according to ESPN
- Two-time all-state selection and four-time all-conference honoree
- Named Pioneer Press East Metro Girls Basketball Player of the Year as a senior after recording 22.8 points, 4.5 rebounds, 3.6 assists and 2.6 steals per contest while shooting 45.5% on FGs, 41.5% on 3's and 86.8% on FTs
- Led her high school team to the state tournament at Williams Arena for first time in 31 years as a senior
- Last name pronounced SCAL-ee-uh

SCALIA GAME-BY-GAME

Opponent	Date	GS	MIN	Total		3-Pointers		Free throws		Rebounds				PF	A	T/O	BLK	STL	PTS	AVG
				FG-FGA	PCT	3FG-3FGA	PCT	FT-FTA	PCT	OFF	DEF	TOT	AVG							
Michigan St.	12/09/2020	*	29:13	3-11	.273	1-5	.200	2-2	1.000	0	2	2	2.0	1	1	2	0	0	9	9.0
at Northwestern	12/14/2020	*	24:59	2-11	.182	2-10	.200	0-0	.000	0	1	1	1.5	3	0	1	0	0	6	7.5
Indiana	12/23/2020	*	26:40	3-12	.250	1-5	.200	2-2	1.000	1	3	4	2.3	0	2	3	0	1	9	8.0
at Wisconsin	01/03/2021	*	22:15	4-10	.400	3-6	.500	0-0	.000	1	3	4	2.8	0	3	0	0	2	11	8.8
at Iowa	01/06/2021	*	35:42	6-16	.375	4-12	.333	2-2	1.000	0	2	2	2.6	1	0	4	0	2	18	10.6
Maryland	01/14/2021	*	35:51	4-11	.364	2-8	.250	4-4	1.000	0	2	2	2.5	1	3	4	0	1	14	11.2
at Nebraska	01/19/2021	*	36:54	4-13	.308	4-10	.400	2-2	1.000	1	6	7	3.1	0	6	1	0	1	14	11.6
Totals		6	211:34	26-84	.310	17-56	.304	12-12	1.000	3	19	22	3.1	6	15	15	0	7	81	11.6

Player Averages

Games Played	Minutes/game	Points/game	FG Pct	3FG Pct	FT Pct	Rebounds/game	Assists/game	Turnovers/game	Assist/Turnover ratio	Steals/game	Blocks/game
7	30.2	11.6	31.0	30.4	100.0	3.1	2.1	2.1	1.0	1.0	0.0



15 • Kayla Mershon

F • 6-3 • Jr. • Minnetonka, Minn. (Univ. of Nebraska)
Majoring in Marketing

SEASON HIGHS

Points: 9 at Iowa, 1/6/21
 FGM: 3 at Iowa, 1/6/21
 FGA: 6, 2x, MR: at Iowa, 1/6/21
 3FGM: 2 at Iowa, 1/6/21
 3FGA: 4 at Iowa, 1/6/21
 FTM: 3, 2x, MR: at Nebraska, 1/19/21
 FTA: 4, 2x, MR: at Nebraska, 1/19/21
 Off. Rebounds: 4 at Wisconsin, 1/3/21
 Def. Rebounds: 4 vs. Penn State, 1/10/21
 Total Rebounds: 7 at Wisconsin, 1/3/21
 Assists: 1, 3x, MR: at Nebraska, 1/19/21
 Steals: 3 at Wisconsin, 1/3/21
 Blocks: 4 at Iowa, 1/6/21
 Minutes: 28:57 at Iowa, 1/6/21

CAREER HIGHS

Points: 9 at Iowa, 1/6/21
 FGM: 3, 2x, MR: at Iowa, 1/6/21
 FGA: 6, 3x, MR: at Iowa, 1/6/21
 3FGM: 2 at Iowa, 1/6/21
 3FGA: 4 at Iowa, 1/6/21
 FTM: 4, 2x, MR: at Northwestern, 2/21/19*
 FTA: 6 at Arkansas, 12/18/18*
 Off. Rebounds: 5 vs. Creighton, 11/24/19*
 Def. Rebounds: 7 at Ohio State, 2/19/20*
 Total Rebounds: 9 at Ohio State, 2/19/20*
 Assists: 3, 2x, MR: vs. Iowa, 2/25/19*
 Steals: 3 at Wisconsin, 1/3/21
 Blocks: 4 at Iowa, 1/6/21
 Minutes: 30:00 vs. Purdue, 2/10/19*

* Recorded while playing at Nebraska

CAREER MISCELLANEOUS

	GAMES	MN	W-L
Double-Figure Points:	0		0-0

CAREER STATISTICS - OVERALL

SEASON	TEAM	GP-GS	MIN/AVG	Field Goals		3-Point		F-Throws		Rebounds				Scoring						
				FG-FGA	FG%	3FG-FGA	3FG%	FT-FTA	FT%	OFF	DEF	TOT	AVG	PF-FO	AST	TO	BLK	STL	PTS	AVG
2018-19	Nebr	30-14	525/17.5	31-85	.365	9-29	.310	26-41	.634	29	61	90	3.0	41-0	27	12	11	21	97	3.2
2019-20	Nebr	30-1	347/11.6	17-49	.347	3-11	.273	10-20	.500	38	38	76	2.5	29-1	14	13	7	10	47	1.6
2020-21	MINN	6-1	131/21.9	8-23	.348	3-12	.250	9-11	.818	9	16	25	4.2	17-1	3	7	5	5	28	4.7
TOTAL FOR MINN		6-1	131/21.9	8-23	.348	3-12	.250	9-11	.818	9	16	25	4.2	17-1	3	7	5	5	28	4.7
TOTAL		66-16	1004/15.2	56-157	.357	15-52	.288	45-72	.625	76	115	191	2.9	87-2	44	32	23	36	172	2.6

CAREER STATISTICS - BIG TEN ONLY

Season	Gp	Gs	Min	Avg	Fg-Fga	Pct	3-POINT		Ft-Fta	Pct.	REBOUNDS				Pf/Dq	Ast	TO	Blk	ST	Pts	Avg
							Fg-Fga	Pct.			O-D/Tot	Avg	Pf/Dq	Ast							
2018-19*	18	13	363:26	20.2	19-50	.380	8-22	.364	18-24	.750	20-43/63	3.5	30/0	18	10	8	15	64	3.6		
2019-20*	18	0	184:52	10.3	9-26	.346	2-5	.400	2-5	.400	20-24/44	2.4	17/0	8	5	2	3	22	1.2		
2020-21	6	1	131:22	21.9	8-23	.348	3-12	.250	9-11	.818	9-16/25	4.2	17/1	3	7	5	5	28	4.7		
TOTAL	42	14	679:40	16.2	36-99	.364	13-39	.333	29-40	.725	49-83/132	3.1	64/1	29	22	15	23	114	2.7		

* Stats recorded while playing at Nebraska

MERSHON NOTES

- In first game against former team, scored 6 points with 5 rebounds at Nebraska (1/19/21)
- Made first start with Gophers against Penn State (1/10/21), scoring 6 points with 4 rebounds
- Set career highs in points (9), 3-pointers made and attempted (2-4) and blocks (4) at Iowa (1/6/21)
- Made Gophers debut vs. Indiana (12/23/20) after sitting out the first four games due to NCAA transfer rules; ruled eligible to play with team on Dec. 2
- Transferred to Minnesota after spending first two seasons at Nebraska.
- Played in all 60 games with 15 starts in her two seasons with the Huskers, averaging 2.4 points and 2.8 rebounds in 14.6 minutes of action per contest while shooting 35.8 percent from the floor and 30.0 percent on 3-pointers.
- At Minnetonka High School, was a four-time first-team all-conference honoree and was ranked as the No. 14 wing nationally by ESPN. Helped lead the Skippers to a AAAA state title in 2016 on the Williams Arena floor by averaging a double-double with 12 points and 10 rebounds per contest for the season.

MERSHON GAME-BY-GAME

Opponent	Date	GS	MIN	Total		3-Pointers		Free throws		Rebounds				PF	A	T/O	BLK	STL	PTS	AVG
				FG-FGA	PCT	3FG-FGA	PCT	FT-FTA	PCT	OFF	DEF	TOT	AVG							
Indiana	12/23/2020		24:18	0-6	.000	0-3	.000	3-4	.750	1	2	3	3.0	4	0	2	0	0	3	3.0
at Wisconsin	01/03/2021		18:38	2-4	.500	0-2	.000	0-0	.000	4	3	7	5.0	5	1	1	0	3	4	3.5
at Iowa	01/06/2021		28:57	3-6	.500	2-4	.500	1-1	1.000	1	1	2	4.0	1	1	4	0	9	5.3	
Penn St.	01/10/2021	*	19:00	2-3	.667	0-0	.000	2-2	1.000	0	4	4	4.0	3	0	2	0	1	6	5.5
Maryland	01/14/2021		15:42	0-1	.000	0-0	.000	0-0	.000	1	3	4	4.0	1	0	1	1	0	4	4.4
at Nebraska	01/19/2021		24:47	1-3	.333	1-3	.333	3-4	.750	2	3	5	4.2	3	1	0	0	1	6	4.7
Totals		1	131:22	8-23	.348	3-12	.250	9-11	.818	9	16	25	4.2	17	3	7	5	5	28	4.7

Player Averages

Games Played	Minutes/game	Points/game	FG Pct	3FG Pct	FT Pct	Rebounds/game	Assists/game	Turnovers/game	Assist/Turnover ratio	Steals/game	Blocks/game
6	21.9	4.7	34.8	25.0	81.8	4.2	0.5	1.2	0.4	0.8	0.8



21 • Caroline Strande

G • 5-11 • Fr. • Racine, Wis. (Racine Lutheran HS)
Undecided on a major

SEASON HIGHS

Points: 9 vs. Drake, 12/6/20
FGM: 4 vs. Drake, 12/6/20
FGA: 12 vs. Drake, 12/6/20
3FGM: 1, 2x, MR: at Northwestern, 12/14/20
3FGA: 3 vs. Drake, 12/6/20
FTM: 1 vs. Michigan State, 12/9/20
FTA: 2 vs. Michigan State, 12/9/20
Off. Rebounds: 3 vs. Drake, 12/6/20
Def. Rebounds: 3 vs. Michigan State, 12/9/20
Total Rebounds: 4 vs. Drake, 12/6/20
Assists: 1, 2x, MR: at Northwestern, 12/14/20
Steals: 4 vs. Drake, 12/6/20
Blocks: ---
Minutes: 26:53 vs. Drake, 12/6/20

CAREER HIGHS

Points: 9 vs. Drake, 12/6/20
FGM: 4 vs. Drake, 12/6/20
FGA: 12 vs. Drake, 12/6/20
3FGM: 1, 2x, MR: at Northwestern, 12/14/20
3FGA: 3 vs. Drake, 12/6/20
FTM: 1 vs. Michigan State, 12/9/20
FTA: 2 vs. Michigan State, 12/9/20
Off. Rebounds: 3 vs. Drake, 12/6/20
Def. Rebounds: 3 vs. Michigan State, 12/9/20
Total Rebounds: 4 vs. Drake, 12/6/20
Assists: 1, 2x, MR: at Northwestern, 12/14/20
Steals: 4 vs. Drake, 12/6/20
Blocks: ---
Minutes: 26:53 vs. Drake, 12/6/20

CAREER MISCELLANEOUS

	GAMES	MN	W-L
Double-Figure Points:	0		0-0

CAREER STATISTICS - OVERALL

				Field Goals		3-Point		F-Throws		Rebounds				Scoring						
SEASON	TEAM	GP-GS	MIN/AVG	FG-FGA	FG%	3FG-FGA	3FG%	FT-FTA	FT%	OFF	DEF	TOT	AVG	PF-FO	AST	TO	BLK	STL	PTS	AVG
2020-21	MINN	4-0	47/11.7	5-14	.357	2-5	.400	1-2	.500	3	4	7	1.8	2-0	2	5	0	6	13	3.3
TOTAL		4-0	47/11.7	5-14	.357	2-5	.400	1-2	.500	3	4	7	1.8	2-0	2	5	0	6	13	3.3

CAREER STATISTICS - BIG TEN ONLY

Season	Gp	Gs	Min	Avg	3-POINT				REBOUNDS										
					Fg-Fga	Pct	Ft-Fta	Pct	0-D/Tot	Avg	Pf/Dq	Ast	TQ	Blk	ST	Pts	Avg		
2020-21	3	0	19:49	6.6	1-2	.500	1-2	.500	1-2	.500	0-3/3	1.0	2/0	1	2	0	2	4	1.3
TOTAL	3	0	19:49	6.6	1-2	.500	1-2	.500	1-2	.500	0-3/3	1.0	2/0	1	2	0	2	4	1.3

STRANDE NOTES

- Made Gophers debut with 9 points, 4 rebounds and 4 steals vs. Drake (12/6/20)
- A three-star recruit according to ESPN, touted as the No. 29 guard in the country
- Finished her career fifth in state history in scoring and was Racine Lutheran High School's all-time leader in points (with over 2,500 points), field goals made, free throws made, steals and assists
- Journal Sentinel's Player of the Year, AP First Team All-State, WBCA Division 4 All-State and McDonald's High School All-American Game nominee as a senior; ranked second in the state in scoring at 35.3 points per game in her final season and also averaged 10.2 rebounds, 5.4 assists, 5.4 steals and 1.6 blocks per contest
- Holds state's high school soccer records with nine goals and 19 points (2 for goal, 1 for assist) in one game
- "I chose the University of Minnesota because it is an incredible academic school and the university offers tremendous resources for its student-athletes. The women's basketball program has a great coaching staff, first-class athletic facilities, a supportive fan base, and a competitive basketball environment. I cannot wait to play with great teammates and represent Golden Gopher Women's Basketball."
- Coach Whalen: "Caroline is someone who has a knack for making the right basketball play. She can score from all three levels on offense and brings rebounding to the guard position, as well."
- Last name pronounced STRAND-ee

STRANDE GAME-BY-GAME

Opponent	Date	GS	MIN	Total		3-Pointers		Free throws		Rebounds				PF	A	T/O	BLK	STL	PTS	AVG
				FG-FGA	PCT	3FG-FGA	PCT	FT-FTA	PCT	OFF	DEF	TOT	AVG							
Drake	12/06/2020		26:53	4-12	.333	1-3	.333	0-0	.000	3	1	4	4.0	0	1	3	0	4	9	9.0
Michigan St.	12/09/2020		15:35	0-1	.000	0-1	.000	1-2	.500	0	3	3	3.5	2	0	2	0	2	1	5.0
at Northwestern	12/14/2020		03:36	1-1	1.000	1-1	1.000	0-0	.000	0	0	0	2.3	0	1	0	0	0	3	4.3
Maryland	01/14/2021		00:38	0-0	.000	0-0	.000	0-0	.000	0	0	0	1.8	0	0	0	0	0	0	3.3
Totals		0	46:42	5-14	.357	2-5	.400	1-2	.500	3	4	7	1.8	2	2	5	0	6	13	3.3

Player Averages

Games Played	Minutes/game	Points/game	FG Pct	3FG Pct	FT Pct	Rebounds/game	Assists/game	Turnovers/game	Assist/Turnover ratio	Steals/game	Blocks/game
4	11.7	3.3	35.7	40.0	50.0	1.8	0.5	1.3	0.4	1.5	0.0



23 • Katie Borowicz

G • 5-7 • Fr. • Roseau, Minn. (Roseau HS)
Undecided on a major

SEASON HIGHS

Points: 8 vs. Maryland, 1/14/21
FGM: 3 vs. Maryland, 1/14/21
FGA: 7 vs. Penn State, 1/10/21
3FGM: 2 vs. Maryland, 1/14/21
3FGA: 5 vs. Penn State, 1/10/21
FTM: ---
FTA: ---
Off. Rebounds: ---
Def. Rebounds: 1, 2x, MR: at Nebraska, 1/19/21
Total Rebounds: 1, 2x, MR: at Nebraska, 1/19/21
Assists: 2 vs. Penn State, 1/10/21
Steals: 1, 2x, MR: vs. Maryland, 1/14/21
Blocks: ---
Minutes: 16:13 vs. Penn State, 1/10/21

CAREER HIGHS

Points: 8 vs. Maryland, 1/14/21
FGM: 3 vs. Maryland, 1/14/21
FGA: 7 vs. Penn State, 1/10/21
3FGM: 2 vs. Maryland, 1/14/21
3FGA: 5 vs. Penn State, 1/10/21
FTM: ---
FTA: ---
Off. Rebounds: ---
Def. Rebounds: 1, 2x, MR: at Nebraska, 1/19/21
Total Rebounds: 1, 2x, MR: at Nebraska, 1/19/21
Assists: 2 vs. Penn State, 1/10/21
Steals: 1, 2x, MR: vs. Maryland, 1/14/21
Blocks: ---
Minutes: 16:13 vs. Penn State, 1/10/21

CAREER MISCELLANEOUS

	GAMES	MN W-L
Double-Figure Points:	0	0-0

CAREER STATISTICS - OVERALL

				Field Goals		3-Point		F-Throws		Rebounds				Scoring						
SEASON	TEAM	GP-GS	MIN/AVG	FG-FGA	FG%	3FG-FGA	3FG%	FT-FTA	FT%	OFF	DEF	TOT	AVG	PF-FO	AST	TO	BLK	STL	PTS	AVG
2020-21	MINN	3-0	24/8.0	4-11	.364	2-7	.286	0-0	.000	0	2	2	0.7	3-0	4	1	0	2	10	3.3
TOTAL		3-0	24/8.0	4-11	.364	2-7	.286	0-0	.000	0	2	2	0.7	3-0	4	1	0	2	10	3.3

CAREER STATISTICS - BIG TEN ONLY

Season	Gp	Gs	Min	Avg	3-POINT				REBOUNDS										
					Fg-Fga	Pct	Fg-Fga	Pct.	Ft-Fta	Pct.	0-D/Tot	Avg	Pf/Dq	Ast	T0	Blk	ST	Pts	Avg
2020-21	3	0	23:57	8.0	4-11	.364	2-7	.286	0-0	---	0-2/2	0.7	3/0	4	1	0	2	10	3.3
TOTAL	3	0	23:57	8.0	4-11	.364	2-7	.286	0-0	---	0-2/2	0.7	3/0	4	1	0	2	10	3.3

BOROWICZ NOTES

- Scored career-high 8 points in 4:38 of playing time against No. 9 Maryland (1/14/21)
- Made collegiate debut with 2 points and 2 assists vs. Penn State (1/10/21)
- Joined Gophers as early enrollee on Jan. 2, 2021; had signed NLI with program in November 2020
- A four-star recruit according to ESPN, the 98th-ranked player overall in the class and the No. 19 point guard
- A three-time all-state honoree, including her junior year when she averaged 31.3 points, 6.8 rebounds, 6.2 steals and 6.0 assists per game
- On varsity since seventh grade, scored over 2,000 points in her career and reached 1,000 as a sophomore
- Helped Roseau to a state title in 2017, a runner-up finish in 2018 and a spot in the semifinals in 2019.
- "I chose to enroll early because of the unique circumstances of this year. Covid-19 has changed a lot of aspects of not only my life, but everyone's lives. There were a lot of variables to consider but ultimately I knew it would give me the greatest chance to become a better basketball player. It was difficult to leave my high school career unfinished, but the uncertainty of this year is what helped me make my decision. I love the game of basketball and I'm very grateful for this opportunity. I'm going to take advantage of the extra time I get with this amazing team."
- Coach Whalen: "This year has presented all of us with very unique expectations and opportunities... we presented Katie with the opportunity to join our team this semester and she decided to take the opportunity to join us now. We know Katie has the ability to score and create assists at an elite level. We are looking forward to her providing depth in our backcourt."
- Last name pronounced buh-RAH-vitch

BOROWICZ GAME-BY-GAME

Opponent	Date	GS	MIN	Total		3-Pointers		Free throws		Rebounds				PF	A	T/O	BLK	STL	PTS	AVG
				FG-FGA	PCT	3FG-3FGA	PCT	FT-FTA	PCT	OFF	DEF	TOT	AVG							
Penn St.	01/10/2021		16:13	1-7	.143	0-5	.000	0-0	.000	0	1	1	1.0	1	2	0	0	1	2	2.0
Maryland	01/14/2021		04:38	3-4	.750	2-2	1.000	0-0	.000	0	0	0	0.5	1	1	0	0	1	8	5.0
at Nebraska	01/19/2021		03:06	0-0	.000	0-0	.000	0-0	.000	0	1	1	0.7	1	1	1	0	0	0	3.3
Totals		0	23:57	4-11	.364	2-7	.286	0-0	.000	0	2	2	0.7	3	4	1	0	2	10	3.3

Player Averages

Games Played	Minutes/game	Points/game	FG Pct	3FG Pct	FT Pct	Rebounds/game	Assists/game	Turnovers/game	Assist/Turnover ratio	Steals/game	Blocks/game
3	8.0	3.3	36.4	28.6	0.0	0.7	1.3	0.3	4.0	0.7	0.0



24 • Justice Ross

F • 6-0 • R-Fr. • Des Moines, Iowa (Des Moines East HS)
Undecided on a major

SEASON HIGHS

Points: 2 vs. Eastern Illinois, 12/2/20

FGM: 1 vs. Eastern Illinois, 12/2/20

FGA: 2, 2x, MR: vs. Drake, 12/6/20

3FGM: ---

3FGA: 2 vs. Drake, 12/6/20

FTM: ---

FTA: ---

Off. Rebounds: 1 vs. Eastern Illinois, 12/2/20

Def. Rebounds: 2 vs. Eastern Illinois, 12/2/20

Total Rebounds: 3 vs. Eastern Illinois, 12/2/20

Assists: 1 vs. Eastern Illinois, 12/2/20

Steals: 1 vs. Eastern Illinois, 12/2/20

Blocks: 2 vs. Eastern Illinois, 12/2/20

Minutes: 27:15 vs. Eastern Illinois, 12/2/20

CAREER HIGHS

Points: 2 vs. Eastern Illinois, 12/2/20

FGM: 1 vs. Eastern Illinois, 12/2/20

FGA: 2, 2x, MR: vs. Drake, 12/6/20

3FGM: ---

3FGA: 2 vs. Drake, 12/6/20

FTM: ---

FTA: ---

Off. Rebounds: 1 vs. Eastern Illinois, 12/2/20

Def. Rebounds: 2 vs. Eastern Illinois, 12/2/20

Total Rebounds: 3 vs. Eastern Illinois, 12/2/20

Assists: 1 vs. Eastern Illinois, 12/2/20

Steals: 1 vs. Eastern Illinois, 12/2/20

Blocks: 2 vs. Eastern Illinois, 12/2/20

Minutes: 27:15 vs. Eastern Illinois, 12/2/20

CAREER MISCELLANEOUS

	GAMES	MN	W-L
Double-Figure Points:	0		0-0

CAREER STATISTICS - OVERALL

SEASON	TEAM	Field Goals				3-Point		F-Throws		Rebounds				Scoring							
		GP-GS	MIN	AVG	FG-FGA	FG%	3FG-FGA	3FG%	FT-FTA	FT%	OFF	DEF	TOT	AVG	PF-FO	AST	TO	BLK	STL	PTS	AVG
2020-21	MINN	3-0	41	13.7	1-5	.200	0-3	.000	0-0	.000	1	3	4	1.3	2-0	1	1	2	1	2	0.7
TOTAL		3-0	41	13.7	1-5	.200	0-3	.000	0-0	.000	1	3	4	1.3	2-0	1	1	2	1	2	0.7

CAREER STATISTICS - BIG TEN ONLY

Season	Gp	Gs	Min	Avg	3-POINT				REBOUNDS													
					Fg-Fga	Pct	Fg-Fga	Pct.	Ft-Fta	Pct.	0-D/Tot	Avg	Pf/Dq	Ast	TO	Blk	ST	Pts	Avg			
2020-21	1	0	2:32	2.5	0-1	.000	0-1	.000	0-0	---	0-0/0	0.0	0/0	0	0	0	0	0	0	0	0	0.0
TOTAL	1	0	2:32	2.5	0-1	.000	0-1	.000	0-0	---	0-0/0	0.0	0/0	0	0	0	0	0	0	0	0	0.0

ROSS NOTES

- Made Gophers debut against Eastern Illinois (12/2/20) with 2 points, 3 rebounds, 2 blocks, an assist and a steal.
- Redshirted last season
- A three-star recruit and the No. 33 wing player in the country out of high school, according to ESPN
- Two-time first-team all-conference honoree
- Posted 15.7 points, 4.6 assists, 4.0 rebounds, 1.7 blocks and 1.6 steals per game in her senior season
- As a junior, recorded 14.3 points, 4.6 rebounds, 2.7 assists, 2.1 blocks and 1.2 steals per contest

ROSS GAME-BY-GAME

Opponent	Date	GS	MIN	Total		3-Pointers		Free throws		Rebounds				PF								
				FG-FGA	PCT	3FG-3FGA	PCT	FT-FTA	PCT	OFF	DEF	TOT	AVG	A	T/O	BLK	STL	PTS	AVG			
Eastern Ill.	12/02/2020		27:15	1-2	.500	0-0	.000	0-0	.000	1	2	3	3.0	1	1	1	2	1	2	1	2	2.0
Drake	12/06/2020		11:28	0-2	.000	0-2	.000	0-0	.000	0	1	1	2.0	1	0	0	0	0	0	0	0	1.0
at Northwestern	12/14/2020		02:32	0-1	.000	0-1	.000	0-0	.000	0	0	0	1.3	0	0	0	0	0	0	0	0	0.7
Totals		0	41:15	1-5	.200	0-3	.000	0-0	.000	1	3	4	1.3	2	1	1	2	1	2	1	2	0.7

Player Averages

Games Played	Minutes/game	Points/game	FG Pct	3FG Pct	FT Pct	Rebounds/game	Assists/game	Turnovers/game	Assist/Turnover ratio	Steals/game	Blocks/game
3	13.7	0.7	20.0	0.0	0.0	1.3	0.3	0.3	1.0	0.3	0.7



25 • Klarke Sconiers

C • 6-2 • So. • Queens, N.Y. (Christ the King HS)
Intends to major in Journalism

SEASON HIGHS

Points: 14 vs. Eastern Illinois, 12/2/20
FGM: 5, 2x, MR: at Nebraska, 1/19/21
FGA: 9 at Nebraska, 1/19/21
3FGM: ---
3FGA: ---
FTM: 5 vs. Maryland, 1/14/21
FTA: 6 vs. Michigan State, 12/9/20
Off. Rebounds: 5, 2x, MR: vs. Michigan State, 12/9/20
Def. Rebounds: 5 vs. Maryland, 1/14/21
Total Rebounds: 8, 2x, MR: vs. Michigan State, 12/9/20
Assists: 1, 3x, MR: vs. Maryland, 1/14/21
Steals: 1, 4x, MR: vs. Penn State, 1/10/21
Blocks: 3 vs. Penn State, 1/10/21
Minutes: 26:20 vs. Eastern Illinois, 12/2/20

CAREER HIGHS

Points: 14 vs. Eastern Illinois, 12/2/20
FGM: 5, 2x, MR: at Nebraska, 1/19/21
FGA: 9 at Nebraska, 1/19/21
3FGM: ---
3FGA: ---
FTM: 5 vs. Maryland, 1/14/21
FTA: 6 vs. Michigan State, 12/9/20
Off. Rebounds: 5, 2x, MR: vs. Michigan State, 12/9/20
Def. Rebounds: 5, 2x, MR: vs. Maryland, 1/14/21
Total Rebounds: 8, 2x, MR: vs. Michigan State, 12/9/20
Assists: 1, 6x, MR: vs. Maryland, 1/14/21
Steals: 1, 7x, MR: vs. Penn State, 1/10/21
Blocks: 3, 2x, MR: vs. Penn State, 1/10/21
Minutes: 27:03 vs. Ohio State, 3/5/20

CAREER MISCELLANEOUS

	GAMES	MN	W-L
Double-Figure Points:	3		2-1

CAREER STATISTICS - OVERALL

SEASON	TEAM	GP-GS	MIN/AVG	Field Goals		3-Point		F-Throws		Rebounds				Scoring						
				FG-FGA	FG%	3FG-FGA	3FG%	FT-FTA	FT%	OFF	DEF	TOT	AVG	PF-FO	AST	TO	BLK	STL	PTS	AVG
2019-20	MINN	17-2	180/10.6	19-38	.500	0-0	.000	5-7	.714	9	18	27	1.6	28-0	3	10	7	3	43	2.5
2020-21	MINN	10-9	195/19.5	23-43	.535	0-0	.000	18-26	.692	25	23	48	4.8	29-1	3	5	7	4	64	6.4
TOTAL		27-11	375/13.9	42-81	.519	0-0	.000	23-33	.697	34	41	75	2.8	57-1	6	15	14	7	107	4.0

CAREER STATISTICS - BIG TEN ONLY

Season	Gp	Gs	Min	Avg	3-POINT				REBOUNDS										
					Fg-Fga	Pct	Fg-Fga	Pct	Ft-Fta	Pct	O-D/Tot	Avg	Pf/Dq	Ast	TQ	Blk	ST	Pts	Avg
2019-20	9	2	96:24	10.7	8-18	.444	0-0	---	3-3	1.000	6-8/14	1.6	15/0	0	4	2	3	19	2.1
2020-21	8	7	152:46	19.1	17-32	.531	0-0	---	14-21	.667	17-18/35	4.4	23/1	3	2	7	3	48	6.0
TOTAL	17	9	249:10	14.7	25-50	.500	0-0	---	17-24	.708	23-26/49	2.9	38/1	3	6	9	6	67	3.9

SCONIERS NOTES

- Scored 13 points with 7 rebounds against No. 9 Maryland (1/14/21) and followed with 10 points at Nebraska (1/19/21); first time in double digits in back-to-back games in career
- Set career highs in several categories including points (14) and rebounds (8) vs. Eastern Illinois (12/2/20)
- Posted a season-high 7 rebounds and set career highs for blocks (3) and minutes played (27) against Ohio State in the Big Ten Tournament (3/5/20)
- Made first career start at Illinois (1/12/20) and had six points with five rebounds
- Tallied career-high seven points at George Washington (12/10/19)
- Scored four points and had one assist in Gophers' debut vs. Missouri State (11/5/19)
- A three-star recruit and the No. 18 post player out of high school, according to ESPN
- Named first-team all-state as a senior as she helped lead her team to a state title by averaging 11.7 points and 12.2 rebounds per game
- Helped Christ the King to a 29-1 record and league championship as a junior; averaged 9.5 points, 8.5 rebounds, 5.0 blocks, 3.0 assists and 1.5 steals per game as her team finished seventh in the country in the USA Today National Super 25 Girls' Rankings
- Last name pronounced SKON-yers

SCONIERS GAME-BY-GAME

Opponent	Date	GS	MIN	Total		3-Pointers		Free throws		Rebounds				PF	A	T/O	BLK	STL	PTS	AVG	
				FG-FGA	PCT	3FG-3FGA	PCT	FT-FTA	PCT	OFF	DEF	TOT	AVG								
Eastern Ill.	12/02/2020	*	26:20	5-8	.625	0-0	.000	4-5	.800	5	3	8	8.0	3	0	2	0	0	14	14.0	
Drake	12/06/2020	*	15:49	1-3	.333	0-0	.000	0-0	.000	3	2	5	6.5	3	0	1	0	1	2	8.0	
Michigan St.	12/09/2020	*	24:58	3-5	.600	0-0	.000	3-6	.500	5	3	8	7.0	3	0	1	2	0	9	8.3	
at Northwestern	12/14/2020	*	25:51	0-1	.000	0-0	.000	1-2	.500	3	3	6	6.8	5	1	0	0	1	1	6.5	
Indiana	12/23/2020	*	14:45	0-1	.000	0-0	.000	2-2	1.000	0	2	2	5.8	4	1	0	0	0	2	5.6	
at Wisconsin	01/03/2021	*	10:45	0-3	.000	0-0	.000	2-2	1.000	2	0	2	5.2	1	0	1	0	0	2	5.0	
at Iowa	01/06/2021	*	07:20	2-2	1.000	0-0	.000	0-2	.000	0	2	2	4.7	2	0	0	0	1	4	4.9	
Penn St.	01/10/2021	*	23:15	3-6	.500	0-0	.000	1-2	.500	4	2	6	4.9	4	0	0	3	1	7	5.1	
Maryland	01/14/2021	*	25:34	4-5	.800	0-0	.000	5-5	1.000	2	5	7	5.1	0	1	0	1	0	13	6.0	
at Nebraska	01/19/2021	*	20:18	5-9	.556	0-0	.000	0-0	.000	1	1	2	4.8	4	0	0	1	0	10	6.4	
Totals			9	194:55	23-43	.535	0-0	.000	18-26	.692	25	23	48	4.8	29	3	5	7	4	64	6.4

Player Averages

Games Played	Minutes/game	Points/game	FG Pct	3FG Pct	FT Pct	Rebounds/game	Assists/game	Turnovers/game	Assist/Turnover ratio	Steals/game	Blocks/game
10	19.5	6.4	53.5	0.0	69.2	4.8	0.3	0.5	0.6	0.4	0.7



30 • Kadi Sissoko

F • 6-2 • R-So. • Paris, France (Syracuse University)
Communication Studies Major

SEASON HIGHS

Points: 24 vs. Eastern Illinois, 12/2/20
FGM: 9 vs. Eastern Illinois, 12/2/20
FGA: 22 vs. Drake, 12/6/20
3FGM: 2 at Iowa, 1/6/21
3FGA: 3 at Iowa, 1/6/21
FTM: 5 vs. Eastern Illinois, 12/2/20
FTA: 8 vs. Eastern Illinois, 12/2/20
Off. Rebounds: 6 vs. Eastern Illinois, 12/2/20
Def. Rebounds: 6 at Wisconsin, 1/3/21
Total Rebounds: 10, 2x, MR: at Iowa, 1/6/21
Assists: 5 at Wisconsin, 1/3/21
Steals: 2 vs. Eastern Illinois, 12/2/20
Blocks: 3 vs. Michigan State, 12/9/20
Minutes: 36:08 at Wisconsin, 1/3/21

CAREER HIGHS

Points: 24 vs. Eastern Illinois, 12/2/20
FGM: 9 vs. Eastern Illinois, 12/2/20
FGA: 22 vs. Drake, 12/6/20
3FGM: 2, 2x, MR: at Iowa, 1/6/21
3FGA: 4 vs. Pittsburgh, 2/21/19*
FTM: 5 vs. Eastern Illinois, 12/2/20
FTA: 8 vs. Eastern Illinois, 12/2/20
Off. Rebounds: 6 vs. Eastern Illinois, 12/2/20
Def. Rebounds: 6 at Wisconsin, 1/3/21
Total Rebounds: 10, 2x, MR: at Iowa, 1/6/21
Assists: 5 at Wisconsin, 1/3/21
Steals: 2, 2x, MR: vs. Eastern Illinois, 12/2/20
Blocks: 3 vs. Michigan State, 12/9/20
Minutes: 36:08 at Wisconsin, 1/3/21

* Recorded while playing at Syracuse

CAREER MISCELLANEOUS

	GAMES	MN W-L
Double-Figure Points:	6	2-4
20+ Point Games:	2	1-1
Double-Figure Rebounds:	2	1-1
Double-Doubles:	2	1-1

CAREER STATISTICS - OVERALL

		Field Goals		3-Point		F-Throws		Rebounds				Scoring								
SEASON	TEAM	GP-GS	MIN/AVG	FG-FGA	FG%	3FG-FGA	3FG%	FT-FTA	FT%	OFF	DEF	TOT	AVG	PF-FO	AST	TO	BLK	STL	PTS	AVG
2018-19	Syr	22-1	214/9.7	29-74	.392	3-19	.158	9-15	.600	17	23	40	1.8	22-0	11	23	1	7	70	3.2
2020-21	MINN	10-9	300/30.0	48-131	.366	6-16	.375	18-30	.600	37	31	68	6.8	28-2	16	27	6	6	120	12.0
TOTAL FOR MINN		10-9	300/30.0	48-131	.366	6-16	.375	18-30	.600	37	31	68	6.8	28-2	16	27	6	6	120	12.0
TOTAL		32-10	514/16.1	77-205	.376	9-35	.257	27-45	.600	54	54	108	3.4	50-2	27	50	7	13	190	5.9

CAREER STATISTICS - BIG TEN ONLY

Season	Gp	Gs	Min	Avg	Fg-Fga	Pct	3-POINT			Ft-Fta	Pct.	REBOUNDS			Pf/Dq	Ast	TO	Blk	ST	Pts	Avg
							Fg-Fga	Pct.	Pct.			O-D/Tot	Avg	Pf/Dq							
2020-21	8	8	229:55	28.7	33-93	.355	5-12	.417	13-22	.591	26-25/51	6.4	22/1	12	21	4	4	4	84	10.5	
TOTAL	8	8	229:55	28.7	33-93	.355	5-12	.417	13-22	.591	26-25/51	6.4	22/1	12	21	4	4	4	84	10.5	

SISSOKO NOTES

- Posted double-doubles in consecutive games with 20 points and career-best 10 rebounds at Iowa (1/6/21) and 16 points and 10 rebounds at Wisconsin (1/3/21); also had career-high five assists vs. Badgers
- Made Minnesota debut against Eastern Illinois with career highs of 24 points and 8 rebounds; tied for the most points in a Gophers debut since 1976-77 (Kenisha Bell vs. VCU, 11/15/16)
- Sat out the 2019-20 season due to NCAA transfer rules
- Played in 22 games with one start as a freshman at Syracuse, missing eight games early in the year due to a minor knee procedure; averaged 3.2 points and 1.8 rebounds while playing 9.6 minutes per contest
- Grabbed a season-best six rebounds at Florida State on (2/28/19)
- Tallied a season-high nine points versus Pitt on (2/21/19)
- Started against Miami on (1/23/19), recording five rebounds and three points
- The 10th-ranked player overall and the No. 2 guard in the 2018 recruiting class, according to ESPN
- Named pronounced KADD-ee see-SO-koh

SISSOKO GAME-BY-GAME

Opponent	Date	GS	MIN	Total		3-Pointers		Free throws		Rebounds				PF	A	T/O	BLK	STL	PTS	AVG
				FG-FGA	PCT	3FG-3FGA	PCT	FT-FTA	PCT	OFF	DEF	TOT	AVG							
Eastern Ill.	12/02/2020	*	34:15	9-16	.563	1-2	.500	5-8	.625	6	2	8	8.0	5	2	3	0	2	24	24.0
Drake	12/06/2020		35:36	6-22	.273	0-2	.000	0-0	.000	5	4	9	8.5	1	2	3	2	0	12	18.0
Michigan St.	12/09/2020	*	34:14	5-12	.417	0-1	.000	0-0	.000	1	1	2	6.3	1	2	6	3	0	10	15.3
at Northwestern	12/14/2020	*	29:35	6-14	.429	1-2	.500	1-3	.333	5	4	9	7.0	3	0	5	0	1	14	15.0
Indiana	12/23/2020	*	32:57	3-9	.333	0-2	.000	0-0	.000	3	3	6	6.8	1	0	3	0	1	6	13.2
at Wisconsin	01/03/2021	*	36:08	6-15	.400	1-2	.500	3-6	.500	4	6	10	7.3	3	5	2	0	1	16	13.7
at Iowa	01/06/2021	*	33:43	7-17	.412	2-3	.667	4-6	.667	5	5	10	7.7	3	2	2	0	0	20	14.6
Penn St.	01/10/2021	*	12:58	0-5	.000	0-1	.000	2-2	1.000	2	0	2	7.0	5	0	2	1	0	2	13.0
Maryland	01/14/2021	*	20:22	3-10	.300	0-0	.000	2-3	.667	1	2	3	6.6	4	0	1	0	0	8	12.4
at Nebraska	01/19/2021	*	29:58	3-11	.273	1-1	1.000	1-2	.500	5	4	9	6.8	2	3	0	0	1	8	12.0
Totals		9	299:47	48-131	.366	6-16	.375	18-30	.600	37	31	68	6.8	28	16	27	6	6	120	12.0

Player Averages

Games Played	Minutes/game	Points/game	FG Pct	3FG Pct	FT Pct	Rebounds/game	Assists/game	Turnovers/game	Assist/Turnover ratio	Steals/game	Blocks/game
10	30.0	12.0	36.6	37.5	60.0	6.8	1.6	2.7	0.6	0.6	0.6



34 • Gadiva Hubbard

G • 5-9 • R-Sr. • Virginia Beach, Va. (Princess Anne HS)
Graduated with degree in Business Marketing Education; working toward master's in Sport Management

SEASON HIGHS

Points: 24 at Wisconsin, 1/3/21
 FGM: 7 at Wisconsin, 1/3/21
 FGA: 13, 2x, MR: at Wisconsin, 1/3/21
 3FGM: 5 at Nebraska, 1/19/21
 3FGA: 10 vs. Penn State, 1/10/21
 FTM: 7 at Wisconsin, 1/3/21
 FTA: 7 at Wisconsin, 1/3/21
 Off. Rebounds: 2 at Wisconsin, 1/3/21
 Def. Rebounds: 6 at Nebraska, 1/19/21
 Total Rebounds: 7 at Nebraska, 1/19/21
 Assists: 6 vs. Penn State, 1/10/21
 Steals: 3, 3x, MR: vs. Penn State, 1/10/21
 Blocks: 1 vs. Eastern Illinois, 12/2/20
 Minutes: 37:56 vs. Drake, 12/6/20

CAREER HIGHS

Points: 28 vs. Maryland, 3/3/17
 FG: 11 vs. Maryland, 3/3/17
 FGA: 21 vs. Georgia, 11/24/16
 3FG: 6, 2x, MR: at Notre Dame, 12/4/19
 3FGA: 13 at Notre Dame, 12/4/19
 FTM: 8 vs. Wake Forest, 11/25/17
 FTA: 8, 3x, MR: vs. Iowa, 1/16/20
 Off. Rebounds: 2, 5x, MR: at Wisconsin, 1/3/21
 Def. Rebounds: 7 vs. Rutgers, 2/11/17
 Total Rebounds: 8, 2x, MR: at Illinois, 2/25/18
 Assists: 8, 2x, MR: at Illinois, 2/25/18
 Steals: 5, 7x, MR: vs. Iowa, 1/16/20
 Blocks: 2, 2x, MR: vs. Maryland, 3/1/20
 Minutes: 49:10 vs. Rutgers, 2/2/20

CAREER MISCELLANEOUS

	GAMES	MN W-L
Double-Figure Points:	56	34-22
20+ Point Games:	15	10-5

CAREER STATISTICS - OVERALL

SEASON	TEAM	GP-GS	MIN/AVG	Field Goals		3-Point		F-Throws		Rebounds				Scoring						
				FG-FGA	FG%	3FG-FGA	3FG%	FT-FTA	FT%	OFF	DEF	TOT	AVG	PF-FO	AST	TO	BLK	STL	PTS	AVG
2016-17	MINN	23-12	730/31.7	103-252	.409	46-133	.346	36-47	.766	14	55	69	3.0	50-0	57	41	2	38	288	12.5
2017-18	MINN	32-31	1118/34.9	158-389	.406	69-198	.348	51-59	.864	8	78	86	2.7	72-2	110	60	4	57	436	13.6
2019-20	MINN	31-31	1002/32.3	113-317	.356	63-179	.352	59-74	.797	15	90	105	3.4	63-0	57	38	6	53	348	11.2
2020-21	MINN	10-9	300/30.0	36-88	.409	18-59	.305	19-22	.864	5	30	35	3.5	23-0	18	15	1	11	109	10.9
TOTAL		96-83	3150/32.8	410-1046	.392	196-569	.344	165-202	.817	42	253	295	3.1	208-2	242	154	13	159	1181	12.3

CAREER STATISTICS - BIG TEN ONLY

Season	Gp	Gs	Min	Avg	3-POINT					REBOUNDS									
					Fg-Fga	Pct	Fg-Fga	Pct	Ft-Fta	Pct	O-D/Tot	Avg	Pf/Dq	Asst	TO	Blk	ST	Pts	Avg
2016-17	9	4	290:00	32.2	29-79	.367	16-45	.356	13-19	.684	6-23/29	3.2	20/0	21	16	0	17	87	9.7
2017-18	15	15	560:00	37.3	76-179	.425	34-88	.386	21-24	.875	3-36/39	2.6	32/1	56	39	2	26	207	13.8
2019-20	18	18	621:59	34.6	56-184	.304	31-106	.292	38-47	.809	8-56/64	3.6	42/0	39	29	4	27	181	10.1
2020-21	8	7	226:18	28.3	30-72	.417	14-48	.292	12-14	.857	5-24/29	3.6	17/0	14	11	0	8	86	10.8
TOTAL	50	44	1698:17	34.0	191-514	.372	95-287	.331	84-104	.808	22-139/161	3.2	111/1	130	95	6	78	561	11.2

HUBBARD NOTES

Honors and Awards

2020 All-Big Ten Honorable Mention (media) | 2020 Academic All-Big Ten
 2017 Lady Rebel Round-Up All-Tournament Team | 2016 Junkanoo Jam All-Tournament Team

In the Record Book

- Ranks tied for fourth in program history in career 3-pointers attempted, seventh in 3's made and 18th in scoring
- Her 198 3-pointers attempted in 2017-18 rank eighth in Minnesota history, while her 69 3-pointers made are 10th
- Played 49 of 50 minutes against Rutgers (2/2/20), one minute short of the school record
- Went 5-5 on 3's vs. Penn State (2/11/18), one off the school record for makes without a miss on 3's
- Tallied 18 points at Nebraska with coming 15 in the second half, including 12 in the fourth quarter alone, and added season-high 7 rebounds (1/19/21).
- Scored season-high 24 points, including 19 in second half and 9 in overtime, in win at Wisconsin (1/3/21)
- Became the 26th player in Gophers history to reach 1,000 career points with a 10-point effort at Ohio State (2/13/20); did it in 80 games, 12th quickest in program history
- Scored 20 points, including 6-of-13 on 3-pointers, at Notre Dame (12/4/19)
- Notched 20 points, including four 3-pointers, against No. 19 Arizona State (11/17/19)
- Missed the 2018-19 season with right foot injury (had surgery on Oct. 19, 2018); returned for 2019-20 opener
- Matched season high with 25 points and was 5-of-5 from 3-point range against Penn State (2/11/18)
- Scored career-high 28 points off the bench against Maryland in the Big Ten Tournament (3/3/17), the most by a Gophers non-starter since at least '90-91
- Second on the team in 3's, assists and steals as a freshman despite missing eight games due to injury/illness
- Three-time Virginia state champion and 2016 Virginia High School League Group 5A Player of the Year

HUBBARD GAME-BY-GAME

Opponent	Date	GS	MIN	Total		3-Pointers		Free throws		Rebounds				PF	A	T/O	BLK	STL	PTS	AVG
				FG-FGA	PCT	3FG-3FGA	PCT	FT-FTA	PCT	OFF	DEF	TOT	AVG							
Eastern Ill.	12/02/2020	*	35:30	1-3	.333	0-2	.000	4-4	1.000	0	3	3	3.0	3	1	4	1	3	6	6.0
Drake	12/06/2020	*	37:56	5-13	.385	4-9	.444	3-4	.750	0	3	3	3.0	3	3	0	0	0	17	11.5
Michigan St.	12/09/2020	*	32:09	6-11	.545	4-7	.571	1-1	1.000	0	5	5	3.7	1	1	2	0	3	17	13.3
at Northwestern	12/14/2020	*	31:53	3-9	.333	1-6	.167	0-0	.000	0	2	2	3.3	1	3	2	0	0	7	11.8
Indiana	12/23/2020		13:53	3-4	.750	0-1	.000	0-0	.000	0	2	2	3.0	2	0	2	0	2	6	10.6
at Wisconsin	01/03/2021	*	31:30	7-13	.538	3-8	.375	7-7	1.000	2	1	3	3.0	4	1	0	0	0	24	12.8
at Iowa	01/06/2021	*	22:54	1-7	.143	0-4	.000	0-0	.000	2	0	2	2.9	3	1	1	0	0	2	11.3
Penn St.	01/10/2021	*	34:15	3-12	.250	1-10	.100	1-2	.500	0	5	5	3.1	3	6	1	0	3	8	10.9
Maryland	01/14/2021	*	28:04	2-6	.333	0-3	.000	0-0	.000	0	3	3	3.1	2	1	3	0	0	4	10.1
at Nebraska	01/19/2021	*	31:40	5-10	.500	5-9	.556	3-4	.750	1	6	7	3.5	1	1	0	0	18	10.9	
Totals			9	299:44	.409	18-59	.305	19-22	.864	5	30	35	3.5	23	18	15	1	11	109	10.9

Player Averages

Games Played	Minutes/game	Points/game	FG Pct	3FG Pct	FT Pct	Rebounds/game	Assists/game	Turnovers/game	Assist/Turnover ratio	Steals/game	Blocks/game
10	30.0	10.9	40.9	30.5	86.4	3.5	1.8	1.5	1.2	1.1	0.1



43 • Grace Cumming

F • 6-3 • R-Fr. • Des Moines, Iowa
(Des Moines Roosevelt HS)
Intends to major in Psychology

SEASON HIGHS

Points: 5 vs. Eastern Illinois, 12/2/20

FGM: 2 vs. Eastern Illinois, 12/2/20

FGA: 4 vs. Drake, 12/6/20

3FGM: 1 vs. Eastern Illinois, 12/2/20

3FGA: 1, 2x, MR: vs. Drake, 12/6/20

FTM: ---

FTA: ---

Off. Rebounds: 2 vs. Drake, 12/6/20

Def. Rebounds: 3, 3x, MR: vs. Michigan State, 12/9/20

Total Rebounds: 5 vs. Drake, 12/6/20

Assists: 1 at Northwestern, 12/14/20

Steals: ---

Blocks: 1 vs. Michigan State, 12/9/20

Minutes: 19:58 vs. Eastern Illinois, 12/2/20

CAREER HIGHS

Points: 5 vs. Eastern Illinois, 12/2/20

FGM: 2 vs. Eastern Illinois, 12/2/20

FGA: 4 vs. Drake, 12/6/20

3FGM: 1 vs. Eastern Illinois, 12/2/20

3FGA: 1, 2x, MR: vs. Drake, 12/6/20

FTM: ---

FTA: ---

Off. Rebounds: 2 vs. Drake, 12/6/20

Def. Rebounds: 3, 3x, MR: vs. Michigan State, 12/9/20

Total Rebounds: 5 vs. Drake, 12/6/20

Assists: 1 at Northwestern, 12/14/20

Steals: ---

Blocks: 1 vs. Michigan State, 12/9/20

Minutes: 19:58 vs. Eastern Illinois, 12/2/20

CAREER MISCELLANEOUS

GAMES MN W-L

Double-Figure Points: 0 0-0

CAREER STATISTICS - OVERALL

SEASON	TEAM	GP-GS	MIN/AVG	Field Goals		3-Point		F-Throws		Rebounds				Scoring						
				FG-FGA	FG%	3FG-FGA	3FG%	FT-FTA	FT%	OFF	DEF	TOT	AVG	PF-FO	AST	TO	BLK	STL	PTS	AVG
2020-21	MINN	5-1	51/10.2	4-10	.400	1-2	.500	0-0	.000	4	12	16	3.2	7-0	1	3	1	0	9	1.8
TOTAL		5-1	51/10.2	4-10	.400	1-2	.500	0-0	.000	4	12	16	3.2	7-0	1	3	1	0	9	1.8

CAREER STATISTICS - BIG TEN ONLY

Season	Gp	Gs	Min	Avg	3-POINT				REBOUNDS										
					Fg-Fga	Pct	Fg-Fga	Pct.	Ft-Fta	Pct.	0-D/Tot	Avg	Pf/Dq	Ast	TO	Blk	ST	Pts	Avg
2020-21	3	0	18:06	6.0	1-4	.250	0-0	---	0-0	---	1-6/7	2.3	3/0	1	2	1	0	2	0.7
TOTAL	3	0	18:06	6.0	1-4	.250	0-0	---	0-0	---	1-6/7	2.3	3/0	1	2	1	0	2	0.7

CUMMING NOTES

- Made Gophers debut against Eastern Illinois (12/2/20) with 5 points and 4 rebounds
- Redshirted last season
- A three-star recruit according to ESPN and the 42nd ranked post player in the country, according to the site
- Named first-team all-conference as a senior after leading her team with 11.3 points, 10.1 rebounds and 2.0 blocks per contest
- Earned all-conference honorable mention twice despite being limited to just six games as a junior and 10 games as a sophomore
- As a freshman, named all-conference after averaging 11.2 points, 7.9 rebounds, 2.2 blocks and 1.4 assists per game

CUMMING GAME-BY-GAME

Opponent	Date	GS	MIN	Total		3-Pointers		Free throws		Rebounds				PF	A	T/O	BLK	STL	PTS	AVG
				FG-FGA	PCT	3FG-3FGA	PCT	FT-FTA	PCT	OFF	DEF	TOT	AVG							
Eastern Ill.	12/02/2020		19:58	2-2	1.000	1-1	1.000	0-0	.000	1	3	4	4.0	0	0	0	0	0	5	5.0
Drake	12/06/2020	*	12:54	1-4	.250	0-1	.000	0-0	.000	2	3	5	4.5	4	0	1	0	0	2	3.5
Michigan St.	12/09/2020		07:39	0-1	.000	0-0	.000	0-0	.000	0	3	3	4.0	2	0	1	1	0	0	2.3
at Northwestern	12/14/2020		06:59	1-3	.333	0-0	.000	0-0	.000	1	2	3	3.8	0	1	1	0	0	2	2.3
Maryland	01/14/2021		03:28	0-0	.000	0-0	.000	0-0	.000	0	1	1	3.2	1	0	0	0	0	0	1.8
Totals		1	50:58	4-10	.400	1-2	.500	0-0	.000	4	12	16	3.2	7	1	3	1	0	9	1.8

Player Averages

Games Played	Minutes/game	Points/game	FG Pct	3FG Pct	FT Pct	Rebounds/game	Assists/game	Turnovers/game	Assist/Turnover ratio	Steals/game	Blocks/game
5	10.2	1.8	40.0	50.0	0.0	3.2	0.2	0.6	0.3	0.0	0.2

BOX SCORES

Game 9 • Jan. 14, 2021

#9/9 Maryland (10-1, 6-0 B1G)

Minnesota (2-7, 1-6 B1G)

90
73



Official Basketball Box Score - Final
Maryland at Minnesota
01/14/21 Williams Arena, Minneapolis
2020-21 Women's Basketball

Game Time: 5:00 PM
Game Duration: 1:41

Officials: Frank Sferatore, Mark Berger, Maggie Tiesman

Maryland - 90

Record: 10-1 (6-0)

NO.	Name	Min	FG		3P		FT		Rebounds		Fouls		TP	AS	TO	ST	Blocks		+/-
			M/A	A/A	M/A	A/A	M/A	A/A	OR	DR	OR	DR					PF	FD	
2	Mimi Collins	F 21:34	1-5	0-1	0-0	0	4	4	0	1	2	2	0	0	0	0	1	1	25
55	Chloe Bibby	F 31:41	7-13	2-5	6-7	6	3	9	1	4	22	3	0	2	1	1	19		
1	Diamond Miller	G 28:35	9-15	2-4	3-4	1	5	6	2	3	23	4	3	2	2	0	23		
11	Katie Benzah	G 32:41	6-10	6-10	2-2	0	2	2	2	3	20	1	1	2	0	0	24		
15	Ashley Onusow	G 31:58	5-15	1-4	0-2	1	4	5	3	2	11	8	0	0	2	0	22		
5	Alaysia Styles	16:26	2-7	0-0	2-2	1	2	3	3	1	6	2	0	0	1	0	-9		
13	Faith Masonoff	20:50	1-3	0-0	4-4	2	3	5	2	2	6	2	2	1	0	0	-8		
14	Taisia Kozlova	09:36	0-1	0-1	0-0	0	1	1	0	0	0	0	2	0	0	0	-2		
12	Zoe Young	06:39	0-0	0-0	0-0	0	0	0	0	0	0	0	0	0	0	0	-9		
Team						3			0		3		0		0				
Totals			31-69	11-25	17-21	14	24	38	13	16	90	22	8	7	6	2	17		

Technical Fouls: NONE

Shooting By Period		
1 st	FG%	9-16 56.3%
	3PT%	5-10 50.0%
	FT%	2-2 100%
2 nd	FG%	10-19 52.6%
	3PT%	2-5 40.0%
	FT%	3-5 60%
3 rd	FG%	8-19 42.1%
	3PT%	3-6 50.0%
	FT%	7-9 77.8%
4 th	FG%	4-15 26.7%
	3PT%	1-4 25.0%
	FT%	5-5 100%
	GM FG%	31-69 44.9%
	3PT%	11-25 44.0%
	FT%	17-21 81.0%

Dead Ball Rebounds: 2, 0

Minnesota - 73

Record: 2-7 (1-6)

NO.	Name	Min	FG		3P		FT		Rebounds		Fouls		TP	AS	TO	ST	Blocks		+/-
			M/A	A/A	M/A	A/A	M/A	A/A	OR	DR	OR	DR					PF	FD	
30	Kadiatou Sissoko	F 20:22	3-10	0-0	2-3	1	2	3	4	3	8	0	1	0	0	2	-21		
25	Klarke Sconiers	C 25:34	4-5	0-0	5-5	2	5	7	0	3	13	1	0	0	1	-23			
4	Jasmine Powell	G 35:22	8-17	4-8	2-2	1	6	7	2	22	8	3	1	0	3	-23			
14	Sara Scalia	G 35:51	4-11	2-8	4-4	0	2	2	1	2	14	3	4	1	0	-10			
34	Gadiva Hubbard	G 28:04	2-6	0-3	0-0	0	3	3	2	0	4	1	3	0	0	0	-10		
12	Laura Bagwell Katalinich	14:54	0-1	0-0	0-0	2	2	2	1	0	1	0	0	0	0	-2			
1	Alexia Smith	15:27	2-2	0-0	0-0	0	0	0	2	0	4	0	2	0	0	0	0		
15	Kayla Mershon	15:42	0-1	0-0	0-0	1	3	4	1	2	0	1	0	1	0	4			
23	Katie Borowicz	04:38	3-4	2-2	0-0	0	0	0	1	0	8	1	0	1	0	0	6		
43	Grace Cumming	03:28	0-0	0-0	0-0	0	1	1	0	0	0	0	0	0	0	8			
21	Caroline Strande	00:38	0-0	0-0	0-0	0	0	0	0	0	0	0	0	0	0	0	0		
Team						3			2		5		0		2				
Totals			26-57	8-21	13-14	8	26	34	16	13	73	15	16	3	2	6	-17		

Technical Fouls: NONE

Shooting By Period		
1 st	FG%	7-14 50.0%
	3PT%	2-4 50.0%
	FT%	1-1 100%
2 nd	FG%	8-15 53.3%
	3PT%	4-8 50.0%
	FT%	6-7 85.7%
3 rd	FG%	4-14 28.6%
	3PT%	0-2 0.0%
	FT%	6-6 100%
4 th	FG%	7-14 50.0%
	3PT%	2-7 28.6%
	FT%	0-0 0%
	GM FG%	26-57 45.6%
	3PT%	8-21 38.1%
	FT%	13-14 92.9%

Dead Ball Rebounds: 0, 0

	UMD		MINN		Points from Turnovers	UMD	MINN	Period by Period Scoring			
	1st	2nd	3rd	4th				TOT			
Biggest lead	27 (4 th 6:43)	3 (1 st 4:09)			24	8					
Best Scoring Run	10 (3 rd 7:17)	8 (1 st 4:52)	Paint	30	32						
Lead Changes	5		Second Chance	16	6	UMD	25	25	26	14	90
Times Tied	1		Fast Breaks	17	17	MINN	17	26	14	16	73
Time with Lead	36:37	01:52	Bench	12	12						

Game 10 • Jan. 19, 2021

Minnesota (3-7, 2-6 B1G)

RV/RV Nebraska (7-5, 5-4 B1G)

76
71



Official Basketball Box Score - Final
Minnesota at Nebraska
01/19/21 Pinnacle Bank Arena, Lincoln
Nebraska vs. Minnesota

Game Time: 3:03 PM
Game Duration: 1:59

Officials: Mark Zeritz, Beverly Roberts, Michael McConnell

Minnesota - 76

Record: 3-7 (2-6)

NO.	Name	Min	FG		3P		FT		Rebounds		Fouls		TP	AS	TO	ST	Blocks		+/-
			M/A	A/A	M/A	A/A	M/A	A/A	OR	DR	OR	DR					PF	FD	
30	Kadiatou Sissoko	F 29:58	3-11	1-1	1-2	5	4	9	2	1	8	3	0	1	0	3	6		
25	Klarke Sconiers	C 20:18	5-9	0-0	0-0	1	1	2	4	1	10	0	0	0	1	0	-5		
4	Jasmine Powell	G 27:14	4-12	3-8	4-4	1	3	4	2	6	15	5	2	0	0	2	0		
14	Sara Scalia	G 36:54	4-13	4-10	2-2	1	6	7	0	2	14	6	1	1	0	1	6		
34	Gadiva Hubbard	G 31:40	5-10	5-9	3-4	1	6	7	1	2	18	1	0	0	0	0	4		
1	Alexia Smith	21:06	2-4	1-1	0-0	1	2	3	3	0	5	1	2	0	0	1	6		
12	Laura Bagwell Katalinich	04:57	0-0	0-0	0-0	0	0	0	0	0	0	0	0	1	0	0	-5		
23	Katie Borowicz	03:06	0-0	0-0	0-0	0	0	0	0	0	0	0	1	1	0	0	-1		
15	Kayla Mershon	24:47	1-3	1-3	3-4	2	3	5	3	2	6	1	0	1	0	0	14		
Team						2			0		2		0		0				
Totals			24-62	15-32	13-16	14	26	40	16	14	76	18	7	3	1	7	5		

Technical Fouls: NONE

Shooting By Period		
1 st	FG%	4-14 28.6%
	3PT%	2-8 25.0%
	FT%	0-0 0%
2 nd	FG%	9-22 40.9%
	3PT%	6-13 46.2%
	FT%	5-6 83.3%
3 rd	FG%	7-15 46.7%
	3PT%	4-7 57.1%
	FT%	2-2 100%
4 th	FG%	4-11 36.4%
	3PT%	3-4 75.0%
	FT%	6-8 75%
	GM FG%	24-62 38.7%
	3PT%	15-32 46.9%
	FT%	13-16 81.3%

Dead Ball Rebounds: 2, 0

Nebraska - 71

Record: 7-5 (5-4)

NO.	Name	Min	FG		3P		FT		Rebounds		Fouls		TP	AS	TO	ST	Blocks		+/-
			M/A	A/A	M/A	A/A	M/A	A/A	OR	DR	OR	DR					PF	FD	
14	Bella Cravens	F 33:05	2-7	0-0	2-4	3	5	8	3	5	6	1	1	0	2	0	-4		
31	Kate Cain	C 37:12	3-6	0-0	1-2	2	6	8	2	2	7	3	2	0	4	0	-3		
0	Ashley Scoggin	G 35:44	6-17	4-11	0-1	0	1	1	0	2	16	3	0	0	0	-1	-6		
4	Sam Haiby	G 34:47	7-21	2-4	9-11	6	6	12	3	7	25	3	2	1	1	0	-1		
11	Ruby Porter	G 24:38	3-5	1-3	0-0	0	4	4	3	0	7	2	0	0	0	0	6		
10	Whitney Brown	24:53	2-7	1-4	0-0	5	0	5	2	0	5	1	0	1	0	0	-15		
21	Annika Stewart	09:41	2-2	1-1	0-0	1	1	2	1	0	5	0	0	0	0	0	-2		
Team						0			2		2		0		2				
Totals			25-65	9-23	12-18	17	25	42	14	16	71	13	7	2	7	1	-5		

Technical Fouls: NONE

Shooting By Period		
1 st	FG%	8-16 50.0%
	3PT%	3-6 50.0%
	FT%	1-1 100%
2 nd	FG%	9-16 56.3%
	3PT%	4-7 57.1%
	FT%	0-1 0%
3 rd	FG%	5-12 41.7%
	3PT%	1-1 100.0%
	FT%	8-12 66.7%
4 th	FG%	3-21 14.3%
	3PT%	1-9 11.1%
	FT%	3-4 75%
	GM FG%	25-65 38.5%
	3PT%	9-23 39.1%
	FT%	12-18 66.7%

Dead Ball Rebounds: 3, 0

	MIN		NEB		Points from Turnovers	MIN
--	-----	--	-----	--	-----------------------	-----

GAME-BY-GAME COMPARISON

SPECIALTY POINTS*



2020-21 Minnesota Women's Basketball Team Game-by-Game All games

Page 1/1
as of Jan 19, 2021

Opponent	Date	Score	W/L	Total		3-Pointers		Free throws		Rebounds				PF	A	TO	BLK	STL	PTS	AVG
				FG-FGA	PCT	3FG-FGA	PCT	FT-FTA	PCT	OFF	DEF	TOT	AVG							
Eastern Ill.	12/02/2020	72-68	W	24-54	.444	4-14	.286	20-27	.741	16	26	42	42.0	14	12	18	5	8	72	72.0
Drake	12/06/2020	66-99	L	26-78	.333	8-27	.296	6-9	.667	20	23	43	42.5	19	13	15	4	7	66	69.0
Michigan St.	12/09/2020	68-81	L	23-54	.426	7-19	.368	15-19	.789	9	27	36	40.3	15	12	23	6	6	68	68.7
at Northwestern	12/14/2020	51-80	L	19-60	.317	9-32	.281	4-8	.500	15	18	33	38.5	17	16	21	2	7	51	64.3
Indiana	12/23/2020	54-75	L	19-59	.322	3-18	.167	13-16	.813	13	23	36	38.0	17	8	18	1	5	54	62.2
at Wisconsin	01/03/2021	88-83	Wot	31-80	.388	10-31	.323	16-23	.696	19	20	39	38.2	20	19	10	0	9	88	66.5
at Iowa	01/06/2021	79-92	L	29-66	.439	11-30	.367	10-15	.667	11	21	32	37.3	15	11	14	4	7	79	68.3
Penn St.	01/10/2021	60-69	L	20-64	.313	5-28	.179	15-20	.750	9	22	31	36.5	24	16	13	4	11	60	67.3
Maryland	01/14/2021	73-90	L	26-57	.456	8-21	.381	13-14	.929	8	26	34	36.2	16	15	16	2	3	73	67.9
at Nebraska	01/19/2021	76-71	W	24-62	.387	15-32	.469	13-16	.813	14	26	40	36.6	16	18	7	1	3	76	68.7
Total		687		241-634	.380	80-252	.317	125-167	.749	134	232	366	36.6	173	140	155	29	66	687	68.7
Opponents		808		295-636	.464	82-208	.394	136-175	.777	118	261	379	37.9	172	201	134	44	82	808	80.8

Minnesota Averages

Games Played	Points/game	FG Pct	3FG Pct	FT Pct	Rebounds/game	Assists/game	Turnovers/game	Assist/Turnover ratio	Steals/game	Blocks/game
10	68.7	38.0	31.7	74.9	36.6	14.0	15.5	0.9	6.6	2.9



2020-21 Minnesota Women's Basketball Opponents Game-by-Game All games

Page 1/1
as of Jan 19, 2021

Opponent	Date	Score	W/L	Total		3-Pointers		Free throws		Rebounds				PF	A	TO	BLK	STL	PTS	AVG
				FG-FGA	PCT	3FG-FGA	PCT	FT-FTA	PCT	OFF	DEF	TOT	AVG							
Eastern Ill.	12/02/2020	72-68	W	27-61	.443	6-21	.286	8-12	.667	10	18	28	28.0	22	21	12	1	9	68	68.0
Drake	12/06/2020	66-99	L	32-67	.478	11-22	.500	24-26	.923	14	32	46	37.0	16	26	15	3	8	99	83.5
Michigan St.	12/09/2020	68-81	L	32-74	.432	8-24	.333	9-12	.750	17	23	40	38.0	19	17	14	1	17	81	82.7
at Northwestern	12/14/2020	51-80	L	32-59	.542	4-16	.250	12-15	.800	9	27	36	37.5	15	28	13	5	10	80	82.0
Indiana	12/23/2020	54-75	L	28-61	.459	5-12	.417	14-15	.933	10	27	37	37.4	15	22	13	9	8	75	80.6
at Wisconsin	01/03/2021	88-83	Wot	32-55	.582	8-15	.533	11-18	.611	6	30	36	37.2	26	18	21	7	6	83	81.0
at Iowa	01/06/2021	79-92	L	34-64	.531	11-24	.458	13-16	.813	10	29	39	37.4	12	23	12	5	7	92	82.6
Penn St.	01/10/2021	60-69	L	22-61	.361	9-26	.346	16-22	.727	11	26	37	37.4	20	11	19	0	8	69	80.9
Maryland	01/14/2021	73-90	L	31-69	.449	11-25	.440	17-21	.810	14	24	38	37.4	13	22	8	6	7	90	81.9
at Nebraska	01/19/2021	76-71	W	25-65	.385	9-23	.391	12-18	.667	17	25	42	37.9	14	13	7	7	2	71	80.8
Total		808		295-636	.464	82-208	.394	136-175	.777	118	261	379	37.9	172	201	134	44	82	808	80.8
Minnesota		687		241-634	.380	80-252	.317	125-167	.749	134	232	366	36.6	173	140	155	29	66	687	68.7

Opponents Averages

Games Played	Points/game	FG Pct	3FG Pct	FT Pct	Rebounds/game	Assists/game	Turnovers/game	Assist/Turnover ratio	Steals/game	Blocks/game
10	80.8	46.4	39.4	77.7	37.9	20.1	13.4	1.5	8.2	4.4

Date	Opp.	OffTO	Paint	2ndCh	FBreak	Bench
12/2	Eastern Illinois	15/14	36/34	19/9	17/5	7/4
12/6	Drake	6/16	28/38	20/13	9/26	21/28
12/9	Michigan State	6/30	28/40	9/11	12/27	7/35
12/14	Northwestern	9/26	16/46	13/13	2/22	8/12
12/23	Indiana	11/25	26/38	9/8	6/19	15/7
1/3	Wisconsin	25/9	30/46	14/10	13/17	24/9
1/6	Iowa	15/10	34/40	7/16	17/21	31/13
1/10	Penn State	16/6	20/26	13/14	7/15	21/24
1/14	Maryland	8/24	32/30	6/16	17/17	12/12
1/19	Nebraska	9/6	10/28	14/10	6/6	11/10
1/25	Penn State	---	---	---	---	---
1/28	Purdue	---	---	---	---	---
1/31	Iowa	---	---	---	---	---
2/4	Michigan	---	---	---	---	---
2/7	Ohio State	---	---	---	---	---
2/10	Illinois	---	---	---	---	---
2/14	Wisconsin	---	---	---	---	---
2/17	Rutgers	---	---	---	---	---
2/20	Maryland	---	---	---	---	---
2/24	Nebraska	---	---	---	---	---
2/28	Michigan	---	---	---	---	---
3/5-6	Illinois	---	---	---	---	---

* Minnesota is listed first in each column

	Points Off Turnovers	
	Total	Average
Minnesota	120	12.0
Opponents	166	16.6

	Points in the Paint	
	Total	Average
Minnesota	260	26.0
Opponents	366	36.6

	Second Chance Points	
	Total	Average
Minnesota	124	12.4
Opponents	120	12.0

	Fast Break Points	
	Total	Average
Minnesota	116	11.6
Opponents	175	17.5

	Bench Points	
	Total	Average
Minnesota	157	15.7
Opponents	154	15.4

OVERALL STATS



2020-21 Minnesota Women's Basketball Combined Team Statistics All games

Page 1/1
as of Jan 19, 2021

Game Records

Record	Overall	Home	Away	Neutral
ALL GAMES	3-7	1-5	2-2	0-0
CONFERENCE	2-6	0-4	2-2	0-0
NON-CONFERENCE	1-1	1-1	0-0	0-0

Score by Periods

Team	1st	2nd	3rd	4th	OT	TOT
Minnesota	162	199	145	163	18	687
Opponents	200	209	212	174	13	808

Team Box Score

No.	Player	Total			3-Point		F-Throw		Rebounds				PF DQ A TO BLK STL PTS AVG									
		GP-GS	MIN	AVG	FG-FGA	FG%	3FG-FGA	3FG%	FT-FTA	FT%	OFF	DEF	TOT	AVG	PF	DQ	A	TO	BLK	STL	PTS	AVG
4	POWELL, Jasmine	10-10	342:53	34.3	54-142	.380	27-76	.355	36-46	.783	4	47	51	5.1	28	1	59	45	4	15	171	17.1
30	SISSOKO, Kadiatou	10-9	299:47	30.0	48-131	.366	6-16	.375	18-30	.600	37	31	68	6.8	28	2	16	27	6	6	120	12.0
14	SCALIA, Sara	7-6	211:34	30.2	26-84	.310	17-56	.304	12-12	1.000	3	19	22	3.1	6	0	15	15	0	7	81	11.6
34	HUBBARD, Gadiva	10-9	299:44	30.0	36-88	.409	18-59	.305	19-22	.864	5	30	35	3.5	23	0	18	15	1	11	109	10.9
25	SCONIERS, Klarke	10-9	194:55	19.5	23-43	.535	0-0	.000	18-26	.692	25	23	48	4.8	29	1	3	5	7	4	64	6.4
12	BAGWELL KATALINICH, Laura	7-1	142:18	20.3	16-40	.400	0-0	.000	10-14	.714	10	13	23	3.3	9	0	6	11	1	3	42	6.0
15	MERSON, Kayla	6-1	131:22	21.9	8-23	.348	3-12	.250	9-11	.818	9	16	25	4.2	17	1	3	7	5	5	28	4.7
1	SMITH, Alexia	8-2	197:17	24.7	15-36	.417	4-13	.308	2-4	.500	5	8	13	1.6	15	0	12	11	0	6	36	4.5
23	BOROWICZ, Katie	3-0	23:57	8.0	4-11	.364	2-7	.286	0-0	.000	0	2	2	0.7	3	0	4	1	0	2	10	3.3
21	STRANDE, Caroline	4-0	46:42	11.7	5-14	.357	2-5	.400	1-2	.500	3	4	7	1.8	2	0	2	5	0	6	13	3.3
43	CUMMING, Grace	5-1	50:58	10.2	4-10	.400	1-2	.500	0-0	.000	4	12	16	3.2	7	0	1	3	1	0	9	1.8
10	HEDMAN, Erin	3-2	42:18	14.1	1-7	.143	0-3	.000	0-0	.000	1	7	8	2.7	4	0	0	4	2	0	2	0.7
24	ROSS, Justice	3-0	41:15	13.7	1-5	.200	0-3	.000	0-0	.000	1	3	4	1.3	2	0	1	1	2	1	2	0.7
Team											27	17	44					5				
Total		10	2025		241-634	.380	80-252	.317	125-167	.749	134	232	366	36.6	173	5	140	155	29	66	687	68.7
Opponents		10	2025		295-636	.464	82-208	.394	136-175	.777	118	261	379	37.9	172	2	201	134	44	82	808	80.8

Team Statistics

	MINN	OPP
Scoring	687	808
Points per game	68.7	80.8
Scoring margin	-12.1	-
Field goals-att	241-634	295-636
Field goal pct	.380	.464
3 point fg-att	80-252	82-208
3-point FG pct	.317	.394
3-pt FG made per game	8.0	8.2
Free throws-att	125-167	136-175
Free throw pct	.749	.777
F-Throws made per game	12.5	13.6
Rebounds	366	379
Rebounds per game	36.6	37.9
Rebounding margin	-1.3	-
Assists	140	201
Assists per game	14.0	20.1
Turnovers	155	134
Turnovers per game	15.5	13.4
Turnover margin	-2.1	-
Assist/turnover ratio	0.9	1.5
Steals	66	82
Steals per game	6.6	8.2
Blocks	29	44
Blocks per game	2.9	4.4
Winning streak	1	-
Home win streak	0	-
Attendance	0	296
Home games-Avg/Game	6-0	4-74
Neutral site-Avg/Game	-	0-0

Team Results

Date	Opponent	Score	Att.
12/02/2020	Eastern Ill.	W 72-68	0
12/06/2020	Drake	L 66-99	0
12/09/2020	Michigan St.	L 68-81	0
12/14/2020	at Northwestern	L 51-80	0
12/23/2020	Indiana	L 54-75	0
01/03/2021	at Wisconsin	Wot 88-83	0
01/06/2021	at Iowa	L 79-92	296
01/10/2021	Penn St.	L 60-69	0
01/14/2021	Maryland	L 73-90	0
01/19/2021	at Nebraska	W 76-71	0

CONFERENCE-ONLY STATS



2020-21 Minnesota Women's Basketball Combined Team Statistics In Conference games

Page 1/1
as of Jan 19, 2021

Game Records

Record	Overall	Home	Away	Neutral
ALL GAMES	2-6	0-4	2-2	0-0
CONFERENCE	2-6	0-4	2-2	0-0
NON-CONFERENCE	0-0	0-0	0-0	0-0

Score by Periods

Team	1st	2nd	3rd	4th	OT	TOT
Minnesota	131	165	114	121	18	549
Opponents	150	170	174	134	13	641

Team Box Score

No.	Player	Total			3-Point		F-Throw		Rebounds				Other Stats									
		GP-GS	MIN	AVG	FG-FGA	FG%	3FG-FGA	3FG%	FT-FTA	FT%	OFF	DEF	TOT	AVG	PF	DQ	A	TO	BLK	STL	PTS	AVG
4	POWELL, Jasmine	8-8	265:15	33.2	40-103	.388	22-60	.367	26-31	.839	3	36	39	4.9	23	1	44	33	2	11	128	16.0
14	SCALIA, Sara	7-6	211:34	30.2	26-84	.310	17-56	.304	12-12	1.000	3	19	22	3.1	6	0	15	15	0	7	81	11.6
34	HUBBARD, Gadiva	8-7	226:18	28.3	30-72	.417	14-48	.292	12-14	.857	5	24	29	3.6	17	0	14	11	0	8	86	10.8
30	SISSOKO, Kadiatou	8-8	229:55	28.7	33-93	.355	5-12	.417	13-22	.591	26	25	51	6.4	22	1	12	21	4	4	84	10.5
12	BAGWELL KATALINICH, Laura	7-1	142:18	20.3	16-40	.400	0-0	.000	10-14	.714	10	13	23	3.3	9	0	6	11	1	3	42	6.0
25	SCONIER, Klarke	8-7	152:46	19.1	17-32	.531	0-0	.000	14-21	.667	17	18	35	4.4	23	1	3	2	7	3	48	6.0
15	MERSHON, Kayla	6-1	131:22	21.9	8-23	.348	3-12	.250	9-11	.818	9	16	25	4.2	17	1	3	7	5	5	28	4.7
1	SMITH, Alexia	8-2	197:17	24.7	15-36	.417	4-13	.308	2-4	.500	5	8	13	1.6	15	0	12	11	0	6	36	4.5
23	BOROWICZ, Katie	3-0	23:57	8.0	4-11	.364	2-7	.286	0-0	.000	0	2	2	0.7	3	0	4	1	0	2	10	3.3
21	STRANDE, Caroline	3-0	19:49	6.6	1-2	.500	1-2	.500	1-2	.500	0	3	3	1.0	2	0	1	2	0	2	4	1.3
43	CUMMING, Grace	3-0	18:06	6.0	1-4	.250	0-0	.000	0-0	.000	1	6	7	2.3	3	0	1	2	1	0	2	0.7
10	HEDMAN, Erin	1-0	03:50	3.8	0-1	.000	0-0	.000	0-0	.000	0	0	0	0.0	0	0	0	1	0	0	0	0.0
24	ROSS, Justice	1-0	02:32	2.5	0-1	.000	0-1	.000	0-0	.000	0	0	0	0.0	0	0	0	0	0	0	0	0.0
Team											19	13	32					5				
Total		8	1625		191-502	.380	68-211	.322	99-131	.756	98	183	281	35.1	140	4	115	122	20	51	549	68.6
Opponents		8	1625		236-508	.465	65-165	.394	104-137	.759	94	211	305	38.1	134	2	154	107	40	65	641	80.1

Team Statistics

	MINN	OPP
Scoring	549	641
Points per game	68.6	80.1
Scoring margin	-11.5	-
Field goals-att	191-502	236-508
Field goal pct	.380	.465
3 point fg-att	68-211	65-165
3-point FG pct	.322	.394
3-pt FG made per game	8.5	8.1
Free throws-att	99-131	104-137
Free throw pct	.756	.759
F-Throws made per game	12.4	13.0
Rebounds	281	305
Rebounds per game	35.1	38.1
Rebounding margin	-3.0	-
Assists	115	154
Assists per game	14.4	19.3
Turnovers	122	107
Turnovers per game	15.3	13.4
Turnover margin	-1.9	-
Assist/turnover ratio	0.9	1.4
Steals	51	65
Steals per game	6.4	8.1
Blocks	20	40
Blocks per game	2.5	5.0
Winning streak	1	-
Home win streak	0	-
Attendance	0	296
Home games-Avg/Game	4-0	4-74
Neutral site-Avg/Game	-	0-0

Team Results

Date	Opponent	Score	Att.
12/09/2020	Michigan St.	L 68-81	0
12/14/2020	at Northwestern	L 51-80	0
12/23/2020	Indiana	L 54-75	0
01/03/2021	at Wisconsin	Wot 88-83	0
01/06/2021	at Iowa	L 79-92	296
01/10/2021	Penn St.	L 60-69	0
01/14/2021	Maryland	L 73-90	0
01/19/2021	at Nebraska	W 76-71	0