

COLGATE RAIDERS

2018-19 MEN'S BASKETBALL GAME NOTES

CONTACT: JORDAN DOROSHENKO | HUNTINGTON GYM | 13 OAK DRIVE | HAMILTON, NY 13346 | GOCOLGATERAIDERS.COM | @COLGATEMBB | #GOGATE

2018-19 SCHEDULE & RESULTS

Date	Opponent	Time/Result
NOVEMBER		
6	at NJIT^	(OT) L, 78-81
9	MONMOUTH	W, 87-74
11	at Cornell^	W, 73-57
14	NAZARETH^	W, 86-68
19	BINGHAMTON	W, 76-68
21	at Syracuse	L, 56-77
24	at Siena	W, 84-79
30	at South Florida	L, 63-73

DECEMBER		
2	at Florida Gulf Coast	W, 74-56
5	at Columbia	W, 64-62
8	at Penn State	2:00 p.m.
15	MARIST	2:00 p.m.
29	at Pittsburgh	4:00 p.m.

JANUARY		
3	at Navy*	7:00 p.m.
6	AMERICAN*	2:00 p.m.
9	at Bucknell*	7:00 p.m.
12	LEHIGH*	4:00 p.m.
16	at Army*	7:00 p.m.
19	at Boston University*	1:00 p.m.
23	LAFAYETTE*	7:00 p.m.
26	at Loyola*	12:00 p.m.
30	ARMY*	7:00 p.m.

FEBRUARY		
2	BOSTON UNIVERSITY*	1:00 p.m.
4	at Lehigh*	7:00 p.m.
9	LOYOLA*	2:00 p.m.
13	at Holy Cross*	7:30 p.m.
16	at American*	4:00 p.m.
19	BUCKNELL*	7:00 p.m.
23	NAVY*	2:00 p.m.
27	HOLY CROSS*	6:00 p.m.

MARCH		
2	at Lafayette*	12:00 p.m.
5	PL First Round	TBD
7	PL Quarterfinals	TBD
10	PL Semifinals	TBD
13	PL Championship	TBD

* Patriot League Game
^ CNY Hoops Classic
HOME GAMES IN BOLD

GAMEDAY INFORMATION



COLGATE RAIDERS
7-3, 0-0 PATRIOT LEAGUE
VS
PENN STATE NITTANY LIONS
4-4, 0-2 BIG TEN



STATS: GoPSUSports.com | WATCH: Big Ten Network Plus






OPENING TIPS

- Colgate caps off its season-long six-game road trip with its fourth game in eight days at Penn State Saturday afternoon.
- The Raiders are coming off a narrow 64-62 victory over Columbia on Wednesday night, their first win at Columbia since the 1964-65 campaign.
- Colgate is off to a 7-3 start and can finish its non-conference slate no worse than 7-6, marking the first time it has finished non-league action above .500 since 2013-14.

IF COLGATE BEATS PENN STATE

- Colgate would record its first win at Penn State since the 1959-60 season (69-67).
- It would be the first Raider victory over a Big Ten opponent since Colgate knocked off Penn State 42-41 in 1973-74 in Hamilton.
- Colgate would push its win streak to three straight and be winners in eight of its last 10.
- The Raiders would become the first team in the Patriot League to reach eight wins.

PROJECTED STARTING FIVE

	#1 Jordan Burns So. G 6-0 175	PPG 17.0	RPG 3.3	APG 4.5	MPG 31.8
	#10 Will Rayman Jr. F 6-8 210	PPG 12.1	RPG 6.0	APG 1.8	MPG 33.7
	#12 Dana Batt Sr. C 6-9 225	PPG 6.0	RPG 2.6	APG 0.3	MPG 18.6
	#15 Tucker Richardson Fr. G 6-5 205	PPG 5.8	RPG 4.8	APG 2.4	MPG 31.2
	#25 Rapolas Ivanauskas Jr. F 6-10 225	PPG 15.3	RPG 10.0	APG 1.6	MPG 30.7

RAIDER RESERVES

No.	Name	Pos.	Ht.	Wt.	PPG	RPG	APG	MPG
2	Zach Light	G	6-3	195	0.6	1.2	0.2	3.4
4	Sam Lindgren	F	6-6	210	0.7	0.0	0.3	3.0
5	Malcolm Regisford	F	6-8	225	6.9	2.4	0.2	14.6
13	Jack Ferguson	G	6-3	175	5.9	1.4	1.0	15.1
21	David Maynard	G	6-4	190	n/a	n/a	n/a	n/a
22	Hugh Baxter	F	6-8	210	1.3	0.3	0.0	3.3
23	Milan Williams	G	6-3	210	n/a	n/a	n/a	n/a
30	Francisco Amiel	G	6-2	180	4.2	2.8	2.0	23.4

ATHLETIC COMMUNICATIONS

Primary contact..... Jordan Doroshenko
Office Phone(315) 228-7860
Cell Phone.....(315) 750-6105
E-mail..... jdoroshenko@colgate.edu
In-Game Updates@ColgateMBB
Hashtag..... #GoGate
WebsiteGoColgateRaiders.com
Mailing Address Huntington Gymnasium
13 Oak Drive
Hamilton, NY 13346

FIRST TEN RECAP

Colgates is off to a 7-3 mark after its first 10 games. The Raiders started their season 4-1 for the first time since 2007, fueled by a four-game winning streak after a season-opening overtime loss at NJIT. Jordan Burns was named College Sports Madness Mid-Major Conference Player of the Week twice and earned the Patriot League honor once. Rapolas Ivanauskas had six double-doubles and Will Rayman became the 34th Raider to join the 1,000-career point club at Nazareth on Nov. 14. The Raiders can finish non-league play no worse than 7-6, marking the first time they finish non-conference action above .500 since going 6-5 in 2013-14.

LAST TIME OUT

Francisco Amiel splashed a go-ahead 3-pointer with 1:41 left in regulation and that proved to be the final scoring as Colgate held on to defeat Columbia, 64-62. It was Colgate's first win at Columbia since the 1964-65 season. The Raiders led by 13 at half and led by as many as 15 points in the second half, but a furious Lions' comeback gave Columbia a one-point lead, 62-61, late in regulation. Amiel finished with a season-high 10 points, while Jordan Burns paced the Raiders offensively for the fifth consecutive contest with a game-high 18 points.

RAIDERS STACKING UP IN THE RANKINGS

Team Rankings

Category (Stat)	National Rank
3-point FG Defense (28.6 percent)	34
Total Rebounds (376)	35
3-point FG Made (83)	47

Individual Rankings

Player	Category (Stat)	National Rank
Rapolas Ivanauskas	Double-Doubles (6)	5
Rapolas Ivanauskas	Total Rebounds (100)	7
Rapolas Ivanauskas	Def. Rebounds Per Game (7.6)	14
Jordan Burns	Assists (45)	58

DOUBLE TROUBLE

After being cleared to play less than 24 hours before the first game, Rapolas Ivanauskas has done nothing but lead the Raiders in rebounding in nine of the first 10 games. He opened his career in a Raider uniform with back-to-back double-doubles versus NJIT and Monmouth. The junior notched his third double-double in four games against Nazareth with a career-high 30 points and paced Colgate with 17 points and 12 rebounds against Binghamton. Ivanauskas currently ranks fourth in the nation with six double-doubles on the 2018-19 campaign.

RAYMAN JOINS 1,000-POINT CLUB

Will Rayman is the newest member of the 1,000-career point club for Colgate. He reached the century mark in a win over Nazareth on November 14 to become the 34th member of the Raiders' 1,000-point club. Rayman averaged 14.6 points per game for the first two years of his career and is off to another strong start in 2018 averaging 12.1 points per contest. Rayman has scored in double figures in eight of the team's first 10 games in 2018. His two best games have come on the road, as he led the squad with 17 points at NJIT and 16 at Cornell.

RAIDERS ON THE ROAD

Colgate is 4-3 away from home this season. The Raiders have picked up road victories over Cornell, Siena, Florida Gulf Coast, and Columbia. Colgate has notched double-digit victories over Cornell (73-57) and FGCU (74-56), while a five-point win at Siena and a two-point win at Columbia highlight two late comebacks resulting in Colgate's favor. The Raiders' three road losses this season have come to NJIT, Syracuse, and South Florida. None of those teams have more than two losses on the season, and have a combined record of 20-6 so far.

DE-FENCE!

The Raiders are allowing 69.5 points per game, which currently ranks fourth in the Patriot League, but they have held their last two opponents to season lows in points. Colgate stymied Columbia, a team that entered the game averaging 81 points, to just 62 points in a tight win. The Raiders last Sunday gave up just 19 first-half points to Florida Gulf Coast and ultimately yielded 56 points for the game en route to an 18-point victory, 74-56. Colgate's 28.6 percent three-point field goal defense ranks second in the Patriot League.

COLGATE QUICK FACTS

University Information

Location	Hamilton, N.Y.
Founded	1819
Enrollment	2,922
Nickname	Raiders
School Colors	Maroon and White
President	Brian Casey
VP and Athletic Director	Nicki Moore
MBB Administrator	Mary Berdo
Home Arena (Capacity)	Cotterell Court (1,782)
Conference	Patriot League
Athletic Dept. Phone	(315) 228-7611
Ticket Office Phone	(315) 228-7600

Basketball Staff

Title	Name (Alma Mater, Year)
Head Coach	Matt Langel (Penn '00)
Assistant Coach	Dave Klatsky (Penn '03)
Assistant Coach	Mike Jordan (Penn '00)
Assistant Coach	Pat Moore (Colgate '15)
Director of Operations	Patrick Stasiak (Cortland '17)
Video Coordinator	Justin Cayea (Saint Leo '17)
Athletic Trainer	Leslie Cowen (Michigan St. '06)
Strength Coach	Paul Helsel (Alabama '94)
SID	Jordan Doroshenko (St. John Fisher '14)

Program History

Affiliation	NCAA Division I
Conference	Patriot League
First Season of Basketball	1900
Total Seasons	118
All-Time Record	1,266-1,392
NCAA Tournament Appearances	2
	1995, 1996
PL Regular Season Titles	2
	1995, 1996
PL Tournament Titles	2
	1995, 1996
All-Americans	8
	Walter Runge, Leon Campbell, Emil Schradieck, Howard Boilerman, Ernest Vandeweghe, Bob Duffy, Mike Ferrara, Adonal Foyle

Team Information

2017-18 Record	19-14
Patriot League Record/Finish	12-6, 2nd
Starters Returning	3
	Batt, Burns, Rayman
Starters Lost	2
Letterwinners Returning	10
Letterwinners Lost	5
	O'Brien, Rivard, Swopshire, Robertson, Whitbread
Newcomers	3
	Light, Ivanauskas, Richardson

On the Airwaves

Flagship Radio	WKXZ-FM, 93.9
Play-By-Play Announcer	Eric Malanoski
Location	Oneonta, N.Y.

Follow the Raiders

Colgate Athletics Twitter	@ColgateAthletic
Colgate Athletics Instagram	colgateraiders
Men's Basketball Twitter	@ColgateMBB
Men's Basketball Instagram	colgatembb
Hashtag	#GoGate, #OneTeam
Matt Langel	@Matt_Langel
Dave Klatsky	@DaveKlatsky

ON THE ROAD AGAIN

Colgate caps off its six-game road trip when the Raiders hit the hardwood in University Park, Pa., on Saturday. The Raiders play seven of their last eight non-conference contests on the road, highlighted by the Thanksgiving Eve trip to Syracuse, the two-game swing in Florida, and a show-down at 2018 NIT Champion Penn State. The Raiders will play their final home game of the 2018 slate on Dec. 15 with a non-league matchup against Marist scheduled for 2 p.m. at Cotterell Court. Colgate is back in Pennsylvania for its final game of 2018 at Pitt on Dec. 29.

PRESEASON RECOGNITION

It is no surprise that the team’s success last season drew some attention in the Patriot League Preseason Poll. Colgate was picked third in the voting, while receiving three first-place votes in the poll conducted by the league’s head coaches and sports information directors. Rayman was named to the Preseason All-Patriot League Team after earning Second Team honors last season. Rayman played an integral role in last season’s success, pacing the squad in scoring (14.6 ppg) and rebounds (6.7 rpg) while shooting 42 percent from beyond the arc. He ended his sophomore season with 482 points, 38 assists, 34 steals, and 28 blocks in 33 games.

SCHEDULE AT A GLANCE

Colgate will play 31 games in 2018-19, including 13 contests at Cotterell Court. The Raiders once again have a tough non-conference schedule with three opponents featured from power five conferences. Colgate will face 2018 Sweet 16 finalist Syracuse, NIT Champion Penn State, perennial Atlantic Sun powerhouse Florida Gulf Coast, and ACC foe Pitt all before Patriot League play begins in January. League play features a home-and-home format with each team playing 18 regular-season league contests.

RIVARD '18 EARNS VICTORY SCHOLARSHIP

Colgate’s Thomas Rivard was one of four Patriot League student-athletes to be awarded the Victory Scholarship from the Sport Changes Life Foundation. The scholarship will allow him to continue his studies and play basketball at one of the prestigious universities in Ireland or Northern Ireland during the 2018-19 academic year. As a Victory Scholar, Rivard will also work in the broader community with young people gaining valuable life experiences that will help them develop on a personal and professional level.

100 PERCENT GRADUATION SUCCESS RATE

Seven Patriot League men’s basketball programs -- Boston University, Bucknell, Colgate, Holy Cross, Lafayette, Lehigh, Loyola Maryland and Navy -- posted perfect 100-percent graduation success rate (GSR) scores when the NCAA released the data in early November. The League average GSR score for men’s basketball is 97-percent, finishing third among the national leaders. The U.S. News & World Report ranked Colgate University as the 16th best Liberal Arts College in America in their most recent release in September, 2018.

THE PATRIOT LEAGUE

The Patriot League is in its third decade of academic and athletic achievement, continually demonstrating that student-athletes can excel at both academics and athletics without sacrificing high standards. The Patriot League’s athletic success is achieved while its member institutions remain committed to its founding principle of admitting and graduating student-athletes that are academically representative of their class. Participation in athletics at Patriot League institutions is viewed as an important component of a well-rounded education.

COLGATE’S LUCKY 13

Unlike the common stigma surrounding the number 13, Colgate considers 13 to be its lucky number. The University celebrates Colgate Day every Friday the 13th. Colgate was founded by 13 men with \$13 and 13 prayers.

TALE OF THE TAPE

	Colgate	Penn State
Scoring Offense	74.1	68.8
Scoring Defense	69.5	64.4
Scoring Margin	+4.6	+4.4
Field Goal Pct.	46.3	41.4
Field Goal Pct. Defense	40.9	42.7
3PT FG Pct.	35.0	30.3
3PT FG Pct. Defense	28.6	28.8
3PT FG Made Per Game	8.3	7.5
Free Throw Pct.	72.7	65.3
Rebounds Per Game	37.6	36.8
Rebounds Per Game Allowed	34.3	35.9
Rebounding Margin	+3.3	+0.9
Assists Per Game	14.0	11.6
Turnovers Per Game	12.8	12.5
Steals Per Game	4.1	8.9

INSIDE THE SERIES

Overall:	51-24, Penn State
Last Meeting:	Nov. 23, 2016
Current Streak:	Penn State 9
Last Raiders Win:	1973-74
Last Nittany Lions Win:	Nov. 23, 2016
Against Penn State at Home:	15-24
Against Penn State on the Road:	9-27
Neutral Locations Against Penn State:	0-0
Last Five Meetings:	
2016-17	72-59, Penn State
2007-08	65-48, Penn State
1980-81	87-50, Penn State
1979-80	38-37, Penn State
1978-79	82-80, Penn State

COLGATE WHEN...

Played at home	3-0
Played on the road	4-3
Played at a neutral location	0-0
Led at the half	6-1
Trailed at the half	0-2
Was tied at the half	1-0
Went to overtime	0-1
Went to double overtime	0-0
Scored 90 or more points	0-0
Scored 80-89 points	3-0
Scored 70-79 points	3-1
Scored 60-69 points	1-1
Scored 50-59 points	0-1
Scored fewer than 50 points	0-0
Allowed 90 or more points	0-0
Allowed 80-89	0-1
Allowed 70-79	2-2
Allowed 60-69	3-0
Allowed 50-59	2-0
Allowed fewer than 50 points	0-0
Shot 50% or more	3-0
Shot 40-49%	3-1
Shot 30-39%	1-1
Shot under 30%	0-0
Allowed 50% or more	1-0
Allowed 40-49%	2-2
Allowed 30-39%	5-0
Allowed under 30%	0-0
Shot better from the field	7-0
Shot same/worse from the field	0-3
Shot better from the FT line	3-2
Shot same/worse from the FT line	4-1
Outrebounded Opponents	6-2
Was Outrebounded	0-1
Tied opponent in rebounding	1-0
Committed fewer turnovers	3-0
Committed more turnovers	4-3
Turnovers are even	0-0
Games decided by 1-5 points	2-1
Games decided by 6-10 points	1-0
Games decided by more than 10 points	4-2

RAIDERS...

By Month		
November	5-3	
December	1-0	
January	0-0	
February	0-0	
March	0-0	
By Day		
Sunday	2-0	
Monday	1-0	
Tuesday	0-1	
Wednesday	1-1	
Thursday	0-0	
Friday	1-1	
Saturday	1-0	
Vs. The Conferences		
ACC	0-1	
America East	1-0	
American Athletic	0-1	
Atlantic Sun	1-1	
Big Ten	0-0	
Empire 8	1-0	
Ivy League	2-0	
MAAC	2-0	
Patriot League	0-0	

2018-19 PATRIOT LEAGUE SEASON STANDINGS

TEAM	League		Overall	
	W-L	Pct.	W-L	Pct.
American	0-0	0.000	5-2	0.714
Colgate	0-0	0.000	7-3	0.700
Holy Cross	0-0	0.000	6-3	0.667
Lehigh	0-0	0.000	5-3	0.625
Boston Univ.	0-0	0.000	6-4	0.600
Bucknell	0-0	0.000	4-3	0.571
Army	0-0	0.000	4-6	0.400
Navy	0-0	0.000	3-5	0.375
Loyola	0-0	0.000	3-6	0.333
Lafayette	0-0	0.000	2-6	0.250

As of 12/7/18



MEDIA INFORMATION

Media Credentials

Media credentials for Colgate home games should be requested by contacting Chelsea Vielhauer or Lisa Diehl in the Colgate Athletic Communications office. Please make your requests in writing or via email at least 24 hours prior to tip-off.

Media Services

Pre-game statistics, game notes and roster cards are provided prior to tip-off. Final stats, play-by-play, post-game interviews will be available in the media room. Live stats can be accessed by the media via the Internet. See a member of the Colgate Athletic Communications staff for web address. Wireless internet access is available on press row. For user name and password information, please check with an Athletic Communications staff member.

Post-Game Interviews

Colgate Interviews: Head Coach Matt Langel will be available in the press room following a brief cool-down period. Requested players will be available in the press room following head coach Matt Langel's press conference. The Colgate locker room is closed to the media.

Opponent Interviews: Please see the visiting SID. If that team's locker room is closed to the media, interviews are usually held outside in the hallway near the entrance to the visitors' locker room.

GoColgateRaiders.com

Updated statistics, game notes and complete student-athlete and coaching staff biographies for Colgate basketball as well as all other Raider varsity sports, are available on the Colgate Athletics homepage. Fans can also access live radio broadcasts, live up-to-the-second statistics, high-definition video and ticket information.

2018-19 WEEKLY HONORS

PATRIOT LEAGUE PLAYER OF THE WEEK

Jordan Burns - Nov. 12, 2018

COLLEGE SPORTS MADNESS MID-MAJOR CONFERENCE PLAYER OF THE WEEK

Jordan Burns - Nov. 12, 2018

Jordan Burns - Nov. 26, 2018

PATRIOT LEAGUE PRESEASON ALL-LEAGUE TEAM

Will Rayman

**COLGATE
SINGLE GAME RECORDS**

POINTS	
Jonathan Stone (3/2/92)	52
REBOUNDS	
2 players - most recently Jack Nichols (12/8/56)	26
ASSISTS	
4 players - most recently Joe Hoban (1/2/11)	13
STEALS	
Mike Boswell (1/10/87)	10
BLOCKS	
Adonal Foyle (2/5/97)	12
FG MADE	
Don Ward (2/12/71)	20
FG ATT.	
2 players - most recently Bob Duffy (2/27/62)	39
FG% (min. 10 attempts)	
Chris Fagan (1/11/77)	92.3 (12-of-13)
3FG MADE	
Tucker Neale (2/2/94)	9
3FG ATT.	
Kyle Roemer (2/24/10)	17
FT MADE	
Rich Lebel (1/29/72)	20
FT ATT.	
Rich Lebel (1/29/72)	23

**THE LAST TIME...
A Colgate Team...**

Scored 100 or more points
12/22/17 vs. Pitt-Bradford
Colgate wins, 103-52

Allowed 100 or more points
12/2/16 at The Citadel
The Citadel wins, 108-101

Won in overtime
2/19/17 at Loyola
Colgate wins, 66-56

Lost in overtime
11/6/18 vs. NJIT
NJIT wins 81-78

Played two overtimes
11/13/15 vs. Cornell
Cornell wins, 101-98

Played three overtimes
2/22/15 at Loyola
Loyola wins, 80-78

A Colgate Player...

Scored at least 25 points in a game
Jordan Burns (25)
11/24/18 vs Siena

Scored at least 30 points in a game
Rapolas Ivanauskas (30)
11/14/18 vs Nazareth
Jordan Burns (30)
11/9/18 vs Monmouth

Scored at least 35 points in a game
Murphy Burnatowski (35)
1/23/13 vs Army

Scored at least 40 points in a game
Tucker Neale (41)
2/25/95 vs Lafayette

Scored at least 50 points in a game
Jonathan Stone (52)
3/2/92 vs Brooklyn

Recorded at least 15 rebounds in a game
Malcolm Regisford (16)
12/22/16 at Duquesne

Recorded at least 20 rebounds in a game
Adonal Foyle (22)
1/25/95 vs Army

Had a Double-Double
Rapolas Ivanauskas (15 pts, 10 rebs)
12/2/18 vs Florida Gulf Coast

Had a Triple-Double
Adonal Foyle (34 pts., 15 reb., 10 blk.)
2/12/97 vs Army

RAIDER GAME-BY-GAME LEADERS (2018-19)

Games Led Colgate in Scoring*

Burns	6
Ivanauskas	3
Rayman	2

Games Led Colgate in Rebounds*

Ivanauskas	9
Rayman	2

Games Led Colgate in Assists*

Burns	8
Ivanauskas	1
Rayman	2
Richardson.....	2

* Includes Games Tied for Lead

Games Double-Figure Scoring

Amiel	1
Batt	1
Burns	9
Ferguson.....	2
Ivanauskas	7
Rayman	8
Regisford	3
Richardson.....	1

Games With 20 or more Points

Burns	2
Ferguson.....	1
Ivanauskas	2

Games win 10 or more Rebounds

Batt	1
Ivanauskas	7

Double-Doubles

Ivanauskas	6
------------------	---

2018-19 COLGATE MEN'S BASKETBALL ROSTER

No.	Name	Class	Pos.	Ht.	Wt.	Hometown	High School (Previous School)
1	Jordan Burns	So.	G	6-0	175	San Antonio, Texas	John Marshall
2	Zach Light	Fr.	G	6-3	195	New York, N.Y.	Northfield Mount Hermon
4	Sam Lindgren	Sr.	F	6-6	210	Doylestown, Pa.	Germantown Academy
5	Malcolm Regisford	Sr.	F/C	6-8	225	Woodland Hills, Calif.	Bellarmine-Jefferson
10	Will Rayman	Jr.	F	6-8	210	New York, N.Y.	Millbrook School
12	Dana Batt	Sr.	C	6-9	225	Fort Wayne, Ind.	Homestead
13	Jack Ferguson	So.	G	6-3	175	Fort Wayne, Ind.	Homestead
15	Tucker Richardson	Fr.	G	6-5	205	Flemington, N.J.	Hunterdon Central
21	David Maynard	So.	G	6-4	190	Herriman, Utah	Herriman
22	Hugh Baxter	So.	F	6-8	210	Melbourne, Australia	Scotch College
23	Milan Williams	Jr.	G	6-3	205	Detroit, Mich.	Detroit Country Day
25	Rapolas Ivanauskas	Jr.	F	6-10	225	Barrington, Ill.	Barrington
30	Francisco Amiel	Sr.	G	6-2	180	Miratego, Portugal	Escola Secundaria Professor Ruy Luis Gomes

Head Coach: Matt Langel (Penn '00), 8th season

Assistant Coach: Dave Klatsky (Penn '03), 8th season

Assistant Coach: Mike Jordan (Penn '00), 7th season

Assistant Coach: Pat Moore (Colgate '15), 1st season

Director of Basketball Operations: Patrick Stasiak (Cortland '17), 1st season

Video Coordinator: Justin Cayea (Saint Leo '17), 2nd season

Athletic Trainer: Leslie Cowen (Michigan State '06)

Strength and Conditioning Coach: Paul Helsel (Alabama '94)

PRONUNCIATION GUIDE

Francisco Amiel: ah-ME-el

Sam Lindgren: LIND-gren

Matt Langel: LANG-gul

Rapolas Ivanauskas: RAP-oh-liss eye-ven-OW-skiss

Malcolm Regisford: REJ-iss-ford

Milan Williams: ME-lahn

BY HEIGHT

Rapolas Ivanauskas	6-10
Dana Batt	6-9
Hugh Baxter	6-8
Will Rayman	6-8
Malcolm Regisford	6-8
Sam Lindgren	6-6
Tucker Richardson	6-5
David Maynard	6-4
Jack Ferguson	6-3
Zach Light	6-3
Milan Williams	6-3
Francisco Amiel	6-2
Jordan Burns	6-0

BY STATE/COUNTRY

Indiana (2): Batt, Ferguson
Illinois (1): Ivanauskas
Pennsylvania (1): Lindgren
Texas (1): Burns
California (1): Regisford
Michigan (1): Williams
New Jersey (1): Richardson
New York (2): Light, Rayman
Utah (1): Maynard
Australia (1): Baxter
Portugal (1): Amiel

BY CLASS

Seniors (4): Amiel, Batt, Lindgren, Regisford
Juniors (3): Ivanauskas, Rayman, Williams
Sophomores (4): Baxter, Burns, Ferguson, Maynard
Freshmen (2): Light, Richardson

MATT LANGEL

Head Coach, Eighth Season

Matt Langel continues to create a Colgate Basketball program that is competing for Patriot League championships.

Since arriving in Hamilton in 2011, Langel has mentored and developed a Patriot League Defensive Player of the Year, Patriot League Rookie of the Year, six All-Patriot League picks and two Patriot League All-Rookie members. Langel has aided in the development of 10 professional basketball players in Mike Venezia '12, Mitch Rolls '13, Murphy Burnatowski '14, Damon Sherman-Newsome '15, Ethan Jacobs '15, Alex Ramon '16, Austin Tillotson '16, Sean O'Brien, Jordan Swopshire, and Jordan Robertson.

The Raiders are 41-31 against Patriot League competition over the last four seasons. Colgate has finished in the top half of the Patriot League in each of the last four seasons, including a pair of second-place finishes. Langel and the Raiders return two All-League picks for the 2018-19 campaign and three of the team's top five scorers from the 2017-18 season.

Colgate rewarded Langel with a five-year contract extension in April 2018. The new deal

comes after Langel guided the Raiders to a historic 2017-2018 season and earned Patriot League Coach of the Year honors. Colgate set a program record with 19 wins and made its first national postseason tournament appearance since 1996 during the record-setting campaign.

Colgate went 19-14 in 2017-18, setting a program record for single-season wins. The Raiders tallied 17 regular-season wins and 12 league wins, both of which tied program records. After reaching the Patriot League Championship for the first time in 10 years, the Raiders accepted a bid to the College Basketball Invitational to advance to a national postseason tournament for the first time since a pair of NCAA Tournament appearances in 1995 and 1996.

The Raiders also went 13-3 at Cotterell Court during the 2017-18 campaign to mark Colgate's most home triumphs in 91 years (1926-27).

Langel was named the 20th head coach in the 114-year history of Colgate basketball on April 25, 2011. Langel came to Colgate after spending five seasons as an assistant coach at Temple University (2006-11).



THE LANGEL FILE

PERSONAL

Born Matthew Langel in Moorestown, N.J., on Nov. 21, 1977. Family: wife Tara, daughter Logan Anne, and sons Luke and Jackson.

PREVIOUS COACHING EXPERIENCE

College - Assistant coach at Temple (2006-11); Assistant coach at Penn (2004-06).

COACHING RECORD

97-134 in his eighth year as a college head coach; 113- 57 in five years as an assistant at Temple, 40-18 in two years as an assistant at Penn.

EDUCATION

Bachelor's degree in business from the University of Pennsylvania's Wharton School of Business in 2000

PLAYING EXPERIENCE

College - four-year letterman as a guard at Penn (1996-2000)
Professional - Chene BC in Switzerland (2000-01), ALM Evreux Basket in France Pro A (2000-01), MBC and Hagan in German Bundesliga I (2001-02), and the Eiffel Towers in Holland (2002-04).

ASSISTANT COACHES/OPERATIONS STAFF



AC - DAVE KLATSKY



AC - MIKE JORDAN



AC - PAT MOORE



DOBO - PATRICK STASIAK



VC - JUSTIN CAYEA

1 Jordan BURNS

Sophomore • Guard • 6-0
 San Antonio, Texas
 John Marshall/The Kent School • Undeclared



CAREER STATS

Season	gp-gs	min/avg	Total		3-Point		F-Throws		Rebounds				Scoring							
			fg-fga	pct	fg-fga	pct	ft-fa	pct	off	def	tot	avg	pf	fo	ast	to	blk	stl	pts	avg
2017-18	31-19	846/27.3	135-313	.431	42-115	.365	58-76	.763	14	68	82	2.6	43	0	93	79	3	25	370	11.9
2018-19	10-10	318/31.8	59-124	.476	23-56	.411	29-38	.763	2	31	33	3.3	17	1	45	33	1	12	170	17.0
TOTAL	41-29	1164/28.4	194-437	.444	65-171	.380	87-114	.763	16	99	115	2.8	60	1	138	112	4	37	540	13.2

2018-19 GAME-BY-GAME STATS

Opponent	Date	gs	min	Total		3-Pointers		Free throws		Rebounds				pf	a	t/o	blk	stl	pts	avg	
				fg-fga	pct	3fg-fga	pct	ft-fa	pct	off	def	tot	avg								
at NJIT	11/6/18	*	26	4-9	.444	1-4	.250	4-4	1.000	0	0	0	0.0	5	1	1	0	0	13	13.0	
MONMOUTH	11/09/18	*	37	8-19	.421	5-10	.500	9-12	.750	0	5	5	2.5	3	6	3	0	1	30	21.5	
at Cornell	11/11/18	*	38	7-14	.500	0-3	.000	0-0	.000	0	5	5	3.3	0	8	2	0	0	14	19.0	
NAZARETH	11/14/18	*	29	3-9	.333	0-2	.000	0-0	.000	0	5	5	3.8	2	5	3	1	2	6	15.8	
BINGHAMTON	11/19/18	*	35	6-13	.462	1-3	.333	2-3	.667	2	5	7	4.4	1	4	5	0	1	15	15.6	
at Syracuse	11/21/18	*	30	3-6	.500	3-6	.500	4-4	1.000	0	1	1	3.8	0	5	3	0	1	13	15.2	
at Siena	11/24/18	*	31	9-14	.643	5-9	.556	2-4	.500	0	1	1	3.4	1	4	3	0	2	25	16.6	
at USF	11/30/18	*	26	5-10	.500	4-7	.571	3-4	.750	0	1	1	3.1	3	2	2	0	2	17	16.6	
at FGCU	12/02/18	*	34	6-15	.400	2-6	.333	5-7	.714	0	6	6	3.4	0	6	5	0	1	19	16.9	
at Columbia	12/5/18	*	32	8-15	.533	2-6	.333	0-0	.000	0	2	2	3.3	2	4	6	0	2	18	17.0	
Totals			10	318	59-124	.476	23-56	.411	29-38	.763	2	31	33	3.3	17	45	33	1	12	170	17.0

SEASON/CAREER HIGHS

Points
 Season 30
 Career 30 vs Monmouth (11/9/18)

Rebounds
 Season 7
 Career 7 vs Binghamton (11/19/18)

Assists
 Season 8
 Career 9 vs Army (1/24/18)

Steals
 Season 2 - 4 times
 Career 3 - 4 times

Blocks
 Season 1
 Career 1 - 3 times

Field Goals Made
 Season 9
 Career 12 vs UMBC (11/19/17)

3-Point Field Goals Made
 Season 5 - twice
 Career 5 - twice

Free Throws Made
 Season 9
 Career 9 vs Monmouth (11/9/18)

Minutes
 Season 38
 Career 38 vs Cornell (11/11/18)

Games played: 10
 Minutes/game: 31.8
 Points/game: 17.0
 FG Pct: 47.6
 3FG Pct: 41.1
 FT Pct: 76.3

Rebounds/game: 3.3
 Assists/game: 4.5
 Turnovers/game: 3.3
 Assist/turnover ratio: 1.4
 Steals/game: 1.2
 Blocks/game: 0.1

2018-19 NOTES

- Posted a career night against Monmouth with 30 points behind five three-pointers and nine free throws, all career highs.
- Dished a season-high eight assists in the win at Cornell.
- Posted a career-high seven rebounds against Binghamton.
- Went off for 25 points and tied his career-high with five made three-pointers at Siena.

2 Zach LIGHT

Freshman • Guard • 6-3
 New York, N.Y.
 Northfield Mt. Hermon • Undeclared



CAREER STATS

Season	gp-gs	min/avg	Total		3-Point		F-Throws			Rebounds				Scoring						
			fg-fga	pct	fg-fga	pct	ft-fa	pct	off	def	tot	avg	pf	fo	ast	to	blk	stl	pts	avg
2018-19	5-0	17/3.4	1-2	.500	0-1	.000	1-2	.500	1	5	6	1.2	3	0	1	4	0	0	3	0.6
TOTAL	5-0	17/3.4	1-2	.500	0-1	.000	1-2	.500	1	5	6	1.2	3	0	1	4	0	0	3	0.6

2018-19 GAME-BY-GAME STATS

Opponent	Date	gs	min	Total		3-Pointers		Free throws			Rebounds				pf	a	t/o	blk	stl	pts	avg
				fg-fga	pct	3fg-fga	pct	ft-fa	pct	off	def	tot	avg								
at NJIT	11/6/18	1	0-0	.000	0-0	.000	0-0	.000	0	0	0	0.0	0	0	0	0	0	0	0	0	0.0
MONMOUTH	11/09/18	4	0-0	.000	0-0	.000	0-0	.000	0	2	2	1.0	0	0	1	0	0	0	0	0	0.0
NAZARETH	11/14/18	7	1-2	.500	0-1	.000	1-2	.500	1	2	3	1.7	2	1	1	0	0	0	3	1.0	
at Syracuse	11/21/18	3	0-0	.000	0-0	.000	0-0	.000	0	1	1	1.5	0	0	0	0	0	0	0	0	0.8
at FGCU	12/02/18	2	0-0	.000	0-0	.000	0-0	.000	0	0	0	1.2	1	0	2	0	0	0	0	0.6	
Totals		0	17	1-2	.500	0-1	.000	1-2	.500	1	5	6	1.2	3	1	4	0	0	3	0.6	

SEASON/CAREER HIGHS

Points	
Season	3
Career	3 vs Nazareth (11/14/18)
Rebounds	
Season	3
Career	3 vs Nazareth (11/14/18)
Assists	
Season	1
Career	1 vs Nazareth (11/14/18)
Steals	
Season	0
Career	0
Blocks	
Season	0
Career	0
Field Goals Made	
Season	1
Career	1 vs Nazareth (11/18/18)
3-Point Field Goals Made	
Season	0
Career	0
Free Throws Made	
Season	1
Career	1 vs Nazareth (11/14/18)
Minutes	
Season	7
Career	7 vs Nazareth (11/18/18)

Games played: 5
 Minutes/game: 3.4
 Points/game: 0.6
 FG Pct: 50.0
 3FG Pct: 0.0
 FT Pct: 50.0

Rebounds/game: 1.2
 Assists/game: 0.2
 Turnovers/game: 0.8
 Assist/turnover ratio: 0.3

2018-19 NOTES

- Saw action in his first collegiate game at NJIT.
- Recorded his first two rebounds in a Raider uniform against Monmouth.
- Scored his first three points in a Raider uniform in Colgate's win over Nazareth.

4 Sam LINDGREN

Senior • Forward • 6-6
 Doylestown, Pa.
 Germantown Academy • Political Science



CAREER STATS

Season	gp-gs	min/avg	Total		3-Point		F-Throws		Rebounds				Scoring							
			fg-fga	pct	fg-fga	pct	ft-fa	pct	off	def	tot	avg	pf	fo	ast	to	blk	stl	pts	avg
2015-16	5-0	10/2.0	0-1	.000	0-0	.000	0-0	.000	1	2	3	0.6	2	0	1	1	0	0	0	0
2016-17	6-0	17/2.8	3-8	.375	0-1	.000	1-2	.500	1	1	2	0.3	0	0	3	0	1	1	7	1.2
2017-18	12-0	107/8.9	12-18	.667	0-0	.000	3-3	1.000	9	18	27	2.3	21	1	4	5	3	5	27	2.3
2018-19	3-0	9/3.0	1-4	.250	0-0	.000	0-0	.000	0	0	0	0.0	1	0	1	0	0	0	2	0.7
TOTAL	26-0	143/5.5	16-31	.516	0-1	.000	4-5	.800	11	21	32	1.2	24	1	9	6	4	6	36	1.4

2018-19 GAME-BY-GAME STATS

Opponent	Date	gs	min	Total		3-Pointers		Free throws		Rebounds				pf	a	t/o	blk	stl	pts	avg
				fg-fga	pct	3fg-fga	pct	ft-fa	pct	off	def	tot	avg							
at NJIT	11/6/18	1	0-0	.000	0-0	.000	0-0	.000	0	0	0	0.0	0	0	0	0	0	0	0	0.0
NAZARETH	11/14/18	6	1-4	.250	0-0	.000	0-0	.000	0	0	0	0.0	1	0	0	0	0	2	1.0	
at Syracuse	11/21/18	2	0-0	.000	0-0	.000	0-0	.000	0	0	0	0.0	0	1	0	0	0	0	0.7	
Totals		9	1-4	.250	0-0	.000	0-0	.000	0	0	0	0.0	1	1	0	0	0	2	0.7	

SEASON/CAREER HIGHS

Points	
Season	2
Career	2 - 4 times
Rebounds	
Season	0
Career	2 vs. Utica (12/10/15)
Assists	
Season	1
Career	1 - 5 times
Steals	
Season	0
Career	1 vs. Binghamton (12/7/16)
Blocks	
Season	0
Career	1 at Bucknell (2/13/17)
Field Goals Made	
Season	1
Career	1 - 4 times
3-Point Field Goals Made	
Season	0
Career	0
Free Throws Made	
Season	0
Career	1 vs. Union (11/29/16)
Minutes	
Season	6
Career	7 vs. Binghamton (12/7/16)

Games played: 3
 Minutes/game: 3.0
 Points/game: 0.7
 FG Pct: 25.0
 Assists/game: 0.3
 Assists/turnover ratio: 99.9

2018-19 NOTES

- Saw first action of the 2018-19 season against NJIT (11/6/18).
- Tallied his first two points of the campaign against Nazareth (11/14/18).

5 Malcolm REGISFORD

Senior • F/C • 6-8
Woodland Hills, Calif.

Bellarmine-Jefferson/The Kent School Sociology



CAREER STATS

Season	gp-gs	min/avg	Total		3-Point		F-Throws		Rebounds				Scoring							
			fg-fga	pct	fg-fga	pct	ft-fa	pct	off	def	tot	avg	pf	fo	ast	to	blk	stl	pts	avg
2015-16	21-19	427/20.3	43-94	.457	0-1	.000	33-57	.579	28	96	124	5.9	50	1	11	25	12	4	119	5.7
2016-17	32-32	806/25.2	96-196	.490	1-3	.333	59-109	.541	66	166	232	7.3	83	0	36	68	26	13	252	7.9
2017-18	24-0	353/14.7	48-75	.640	0-0	.000	22-34	.647	33	67	100	4.2	34	0	12	23	14	3	118	4.9
2018-19	10-0	146/14.6	32-46	.696	0-0	.000	5-15	.333	10	14	24	2.4	13	0	2	6	4	4	69	6.9
TOTAL	87-51	1732/19.9	219-411	.533	1-4	.250	119-215	.553	137	343	480	5.5	180	1	61	122	56	24	558	6.4

2018-19 GAME-BY-GAME STATS

Opponent	Date	gs	min	Total		3-Pointers		Free throws		Rebounds				pf	a	t/o	blk	stl	pts	avg
				fg-fga	pct	3fg-fga	pct	ft-fa	pct	off	def	tot	avg							
at NJIT	11/6/18	20	5-8	.625	0-0	.000	0-0	.000	2	0	2	2.0	0	0	2	0	1	10	10.0	
MONMOUTH	11/09/18	13	0-1	.000	0-0	.000	2-4	.500	2	2	4	3.0	4	0	1	1	0	2	6.0	
at Cornell	11/11/18	15	6-8	.750	0-0	.000	0-0	.000	0	2	2	2.7	0	0	0	0	1	12	8.0	
NAZARETH	11/14/18	14	5-6	.833	0-0	.000	1-2	.500	0	3	3	2.8	1	1	1	1	1	11	8.8	
BINGHAMTON	11/19/18	13	3-3	1.000	0-0	.000	0-2	.000	4	2	6	3.4	1	1	0	1	1	6	8.2	
at Syracuse	11/21/18	12	2-2	1.000	0-0	.000	1-2	.500	0	2	2	3.2	2	0	1	0	0	5	7.7	
at Siena	11/24/18	14	1-2	.500	0-0	.000	0-0	.000	0	0	0	2.7	2	0	0	0	0	2	6.9	
at USF	11/30/18	17	3-4	.750	0-0	.000	1-3	.333	1	1	2	2.6	2	0	0	0	0	7	6.9	
at FGCU	12/02/18	13	4-8	.500	0-0	.000	0-0	.000	0	0	0	2.3	0	0	1	1	0	8	7.0	
at Columbia	12/5/18	15	3-4	.750	0-0	.000	0-2	.000	1	2	3	2.4	1	0	0	0	0	6	6.9	
Totals		0	146	32-46	.696	0-0	.000	5-15	.333	10	14	24	2.4	13	2	6	4	4	69	6.9

Games played: 10
Minutes/game: 14.6
Points/game: 6.9
FG Pct: 69.6
FT Pct: 33.3

Rebounds/game: 2.4
Assists/game: 0.2
Turnovers/game: 0.6
Assist/turnover ratio: 0.3
Steals/game: 0.4
Blocks/game: 0.4

SEASON/CAREER HIGHS

Points
Season 12
Career 21 vs. Campbell (12/3/16)

Rebounds
Season 6
Career 16 at Duquesne (12/22/16)

Assists
Season 1 - twice
Career 4 vs. Union (11/29/16)

Steals
Season 1 - 4 times
Career 2 - 3 times

Blocks
Season 1 - 4 times
Career 5 vs. Utica (12/10/15)

Field Goals Made
Season 6
Career 7 - 2 times

3-Point Field Goals Made
Season 0
Career 1 vs. Campbell (12/3/16)

Free Throws Made
Season 2
Career 9 - 2 times

Minutes
Season 20
Career 39 vs. Campbell (12/3/16)

2018-19 NOTES

- Sparked the Raiders with 10 points off the bench in Colgate's season opener at NJIT.
- Registered a season-high 12 points in Colgate's win over Cornell.
- Notched a season-high six rebounds against Binghamton.

10 Will RAYMAN

Junior • Forward • 6-8

New York, N.Y.

Millbrook School/New Hampton School • Undeclared



CAREER STATS

Season	gp-gs	min/avg	fg-fga	pct	fg-fga	pct	ft-fa	pct	off	def	tot	avg	pf	fo	ast	to	blk	stl	pts	avg
2016-17	32-26	941/29.4	154-347	.444	65-164	.396	94-136	.691	45	102	147	4.6	91	2	31	69	13	22	467	14.6
2017-18	33-33	1052/31.9	160-358	.447	66-158	.418	96-119	.807	62	159	221	6.7	83	1	38	54	28	34	482	14.6
2018-19	10-10	337/33.7	38-105	.362	14-46	.304	31-40	.775	19	41	60	6.0	28	0	18	16	10	3	121	12.1
TOTAL	75-69	2330/31.1	352-810	.435	145-368	.394	221-295	.749	126	302	428	5.7	202	3	87	139	51	59	1070	14.3

2018-19 GAME-BY-GAME STATS

Opponent	Date	gs	min	Total		3-Pointers		Free throws		Rebounds				pf	a	t/o	blk	stl	pts	avg	
				fg-fga	pct	3fg-fga	pct	ft-fa	pct	off	def	tot	avg								
at NJIT	11/6/18	*	41	3-8	.375	0-1	.000	11-13	.846	2	4	6	6.0	2	4	1	0	0	17	17.0	
MONMOUTH	11/09/18	*	31	5-9	.556	3-3	1.000	2-2	1.000	2	2	4	5.0	4	3	3	0	0	15	16.0	
at Cornell	11/11/18	*	37	5-13	.385	1-5	.200	5-8	.625	2	4	6	5.3	1	2	2	1	0	16	16.0	
NAZARETH	11/14/18	*	30	4-12	.333	0-5	.000	2-4	.500	1	5	6	5.5	3	0	0	4	1	10	14.5	
BINGHAMTON	11/19/18	*	36	5-14	.357	3-7	.429	0-0	.000	2	3	5	5.4	4	2	0	0	0	13	14.2	
at Syracuse	11/21/18	*	31	4-12	.333	3-9	.333	2-2	1.000	3	5	8	5.8	2	1	2	1	0	13	14.0	
at Siena	11/24/18	*	35	4-9	.444	2-5	.400	0-0	.000	1	5	6	5.9	2	3	0	1	0	10	13.4	
at USF	11/30/18	*	36	3-8	.375	1-3	.333	2-3	.667	2	5	7	6.0	4	3	6	2	1	9	12.9	
at FGCU	12/02/18	*	28	3-8	.375	1-2	.500	4-4	1.000	1	3	4	5.8	4	0	1	0	1	11	12.7	
at Columbia	12/5/18	*	32	2-12	.167	0-6	.000	3-4	.750	3	5	8	6.0	2	0	1	1	0	7	12.1	
Totals			10	337	38-105	.362	14-46	.304	31-40	.775	19	41	60	6.0	28	18	16	10	3	121	12.1

SEASON/CAREER HIGHS

Points
 Season 17
 Career 34 at Lafayette (12/30/16)

Rebounds
 Season 8 - twice
 Career 12 vs. Lafayette (3/1/18)

Assists
 Season 4
 Career 4 - 5 times

Steals
 Season 1 - 3 times
 Career 3 - 5 times

Blocks
 Season 4
 Career 4 vs Nazareth (11/14/18)

Field Goals Made
 Season 5 - 3 times
 Career 11 at Lafayette (12/30/16)

3-Point Field Goals Made
 Season 3 - 3 times
 Career 5 - 5 times

Free Throws Made
 Season 11
 Career 11 vs. NJIT (11/6/18)

Minutes
 Season 41
 Career 41 vs. NJIT (11/6/18)

Games played: 10
 Minutes/game: 33.7
 Points/game: 12.1
 FG Pct: 36.2
 3FG Pct: 30.4
 FT Pct: 77.5

Rebounds/game: 6.0
 Assists/game: 1.8
 Turnovers/game: 1.6
 Assist/turnover ratio: 1.1
 Steals/game: 0.3
 Blocks/game: 1.0

2018-19 NOTES

- Scored a season-high 17 points, which led the Raiders, in Colgate's season opener at NJIT.
- Tied his career high with four assists, sank a career-high 11 free throws, and played a career-high 41 minutes against NJIT.
- Collected his 1,000th career point against Nazareth.

12 Dana BATT

Senior • Center • 6-9
Fort Wayne, Ind.
Homestead • Philosophy



CAREER STATS

Season	gp-gs	min/avg	Total		3-Point		F-Throws		Rebounds				Scoring							
			fg-fga	pct	fg-fga	pct	ft-fa	pct	off	def	tot	avg	pf	fo	ast	to	blk	stl	pts	avg
2015-16	27-11	371/13.7	26-49	.531	0-0	.000	7-12	.583	23	44	67	2.5	63	0	6	15	8	8	59	2.2
2016-17	30-0	265/8.8	22-37	.595	0-0	.000	11-15	.733	15	33	48	1.6	55	0	7	19	5	4	55	1.8
2017-18	33-33	720/21.8	97-159	.610	0-1	.000	37-51	.725	48	99	147	4.5	84	2	29	29	38	19	231	7.0
2018-19	10-10	185/18.5	25-38	.658	0-0	.000	10-12	.833	5	21	26	2.6	23	0	3	6	6	3	60	6.0
TOTAL	100-54	1541/15.4	170-283	.601	0-1	.000	65-90	.722	91	197	288	2.9	225	2	45	69	57	34	405	4.1

2018-19 GAME-BY-GAME STATS

Opponent	Date	gs	min	Total		3-Pointers		Free throws		Rebounds				pf	a	t/o	blk	stl	pts	avg	
				fg-fga	pct	3fg-fga	pct	ft-fa	pct	off	def	tot	avg								
at NJIT	11/6/18	*	19	3-3	1.000	0-0	.000	1-2	.500	0	2	2	2.0	2	1	0	2	0	7	7.0	
MONMOUTH	11/09/18	*	14	2-4	.500	0-0	.000	5-5	1.000	0	0	0	1.0	0	1	1	0	0	9	8.0	
at Cornell	11/11/18	*	16	6-8	.750	0-0	.000	2-3	.667	1	3	4	2.0	3	0	0	1	2	14	10.0	
NAZARETH	11/14/18	*	17	1-3	.333	0-0	.000	2-2	1.000	0	2	2	2.0	2	0	0	0	0	4	8.5	
BINGHAMTON	11/19/18	*	18	2-5	.400	0-0	.000	0-0	.000	2	8	10	3.6	1	0	0	1	0	4	7.6	
at Syracuse	11/21/18	*	25	0-0	.000	0-0	.000	0-0	.000	0	0	0	3.0	4	0	2	0	1	0	6.3	
at Siena	11/24/18	*	18	3-4	.750	0-0	.000	0-0	.000	0	2	2	2.9	4	1	1	0	0	6	6.3	
at USF	11/30/18	*	13	1-2	.500	0-0	.000	0-0	.000	2	1	3	2.9	3	0	1	0	0	2	5.8	
at FGCU	12/02/18	*	25	4-6	.667	0-0	.000	0-0	.000	0	3	3	2.9	2	0	1	1	0	8	6.0	
at Columbia	12/5/18	*	20	3-3	1.000	0-0	.000	0-0	.000	0	0	0	2.6	2	0	0	1	0	6	6.0	
Totals			10	185	25-38	.658	0-0	.000	10-12	.833	5	21	26	2.6	23	3	6	6	3	60	6.0

SEASON/CAREER HIGHS

Points	
Season	14
Career	18 vs. Army (2/21/18)
Rebounds	
Season	10
Career	12 at BC (11/22/17)
Assists	
Season	1 - 3 times
Career	4 vs. UMBC (11/19/17)
Steals	
Season	2
Career	2 - 6 times
Blocks	
Season	2
Career	5 at Navy (2/4/18)
Field Goals Made	
Season	6
Career	8 vs. Army (2/21/18)
3-Point Field Goals Made	
Season	0
Career	0
Free Throws Made	
Season	5
Career	5 - twice
Minutes	
Season	25 - twice
Career	30 - twice

Games played: 10
Minutes/game: 18.5
Points/game: 6.0
FG Pct: 65.8
FT Pct: 83.3

Rebounds/game: 2.6
Assists/game: 0.3
Turnovers/game: 0.6
Assist/turnover ratio: 0.5
Steals/game: 0.3
Blocks/game: 0.6

2018-19 NOTES

- Sparked Colgate with a season-high 14 points at Cornell.
- Shot a season-best 75 percent (6-of-8) from the field against the Big Red.
- Pulled in a season-high 10 rebounds in Colgate's win over Binghamton.

13 Jack FERGUSON

Sophomore • Guard • 6-3
 Fort Wayne, Ind.
 Homestead • Undeclared



CAREER STATS

Season	gp-gs	min/avg	Total		3-Point		F-Throws		Rebounds				Scoring							
			fg-fga	pct	fg-fga	pct	ft-fa	pct	off	def	tot	avg	pf	fo	ast	to	blk	stl	pts	avg
2017-18	30-0	290/9.7	37-115	.322	30-96	.313	21-29	.724	6	20	26	0.9	35	0	18	8	2	12	125	4.2
2018-19	10-0	151/15.1	18-44	.409	14-35	.400	9-12	.750	2	12	14	1.4	19	0	10	7	2	4	59	5.9
TOTAL	40-0	441/11.0	55-159	.346	44-131	.336	30-41	.732	8	32	40	1.0	54	0	28	15	4	16	184	4.6

2018-19 GAME-BY-GAME STATS

Opponent	Date	gs	min	Total		3-Pointers		Free throws		Rebounds				pf	a	t/o	blk	stl	pts	avg	
				fg-fga	pct	3fg-fga	pct	ft-fa	pct	off	def	tot	avg								
at NJIT	11/6/18		23	2-5	.400	2-3	.667	0-2	.000	1	1	2	2.0	1	0	2	0	0	6	6.0	
MONMOUTH	11/09/18		14	0-1	.000	0-1	.000	0-0	.000	0	1	1	1.5	3	1	2	0	0	0	3.0	
at Cornell	11/11/18		6	0-0	.000	0-0	.000	0-0	.000	0	1	1	1.3	1	0	0	0	0	0	2.0	
NAZARETH	11/14/18		13	1-3	.333	1-2	.500	0-0	.000	0	0	0	1.0	2	0	0	0	0	3	2.3	
BINGHAMTON	11/19/18		15	4-8	.500	3-7	.429	0-0	.000	0	0	0	0.8	2	1	1	1	0	11	4.0	
at Syracuse	11/21/18		17	2-8	.250	2-8	.250	0-0	.000	1	4	5	1.5	3	0	0	0	1	6	4.3	
at Siena	11/24/18		22	5-7	.714	3-3	1.000	9-10	.900	0	1	1	1.4	3	1	0	0	1	22	6.9	
at USF	11/30/18		14	1-6	.167	1-6	.167	0-0	.000	0	1	1	1.4	4	2	1	0	0	3	6.4	
at FGCU	12/02/18		10	1-2	.500	1-2	.500	0-0	.000	0	0	0	1.2	0	2	0	1	0	3	6.0	
at Columbia	12/5/18		17	2-4	.500	1-3	.333	0-0	.000	0	3	3	1.4	0	3	1	0	2	5	5.9	
Totals			0	151	18-44	.409	14-35	.400	9-12	.750	2	12	14	1.4	19	10	7	2	4	59	5.9

SEASON/CAREER HIGHS

Points
 Season 22
 Career 22 at Siena (11/24/18)

Rebounds
 Season 5
 Career 5 vs Syracuse (11/21/18)

Assists
 Season 3
 Career 4 vs. Pitt-Brad. (12/22/17)

Steals
 Season 2
 Career 3 vs. Pitt-Brad. (12/22/17)

Blocks
 Season 1 - twice
 Career 1 - 4 times

Field Goals Made
 Season 5
 Career 6 - 2 times

3-Point Field Goals Made
 Season 3 - twice
 Career 6 at Syracuse (12/9/17)

Free Throws Made
 Season 9
 Career 9 at Siena (11/24/18)

Minutes
 Season 23
 Career 26 - at Syracuse (12/9/17)

Games played: 10
 Minutes/game: 15.1
 Points/game: 5.9
 FG Pct: 40.9
 3FG Pct: 40.0
 FT Pct: 75.0

Rebounds/game: 1.4
 Assists/game: 1.0
 Turnovers/game: 0.7
 Assist/turnover ratio: 1.4
 Steals/game: 0.4
 Blocks/game: 0.2

2018-19 NOTES

- Played a season-high 23 minutes and recorded six points in Colgate's opener at NJIT.
- Recorded 11 points off the bench against Binghamton.
- Posted a career-high 22 points on 5-of-7 from the field and 3-for-3 from long distance at Siena.
- Sank career-high nine free throws in win at Siena.

15 Tucker RICHARDSON

Freshman • Guard • 6-5
Flemington, N.J.
Hunterdon Central • Undeclared



CAREER STATS

Season	gp-gs	min/avg	Total		3-Point		F-Throws		Rebounds				Scoring							
			fg-fga	pct	fg-fga	pct	ft-fa	pct	off	def	tot	avg	pf	fo	ast	to	blk	stl	pts	avg
2018-19	10-7	311/31.1	22-59	.373	12-43	.279	2-5	.400	8	40	48	4.8	22	0	24	17	4	5	58	5.8
TOTAL	10-7	311/31.1	22-59	.373	12-43	.279	2-5	.400	8	40	48	4.8	22	0	24	17	4	5	58	5.8

2018-19 GAME-BY-GAME STATS

Opponent	Date	gs	min	Total		3-Pointers		Free throws		Rebounds				pf	a	t/o	blk	stl	pts	avg	
				fg-fga	pct	3fg-fga	pct	ft-fa	pct	off	def	tot	avg								
at NJIT	11/6/18		34	0-5	.000	0-4	.000	2-2	1.000	1	7	8	8.0	4	4	0	1	1	2	2.0	
MONMOUTH	11/09/18		26	2-6	.333	2-5	.400	0-1	.000	1	5	6	7.0	4	1	1	0	0	6	4.0	
at Cornell	11/11/18		35	3-8	.375	0-3	.000	0-0	.000	2	2	4	6.0	4	4	1	0	0	6	4.7	
NAZARETH	11/14/18	*	29	5-8	.625	1-3	.333	0-1	.000	1	4	5	5.8	3	1	2	1	0	11	6.3	
BINGHAMTON	11/19/18	*	33	2-4	.500	1-3	.333	0-0	.000	1	4	5	5.6	0	3	1	0	1	5	6.0	
at Syracuse	11/21/18	*	27	3-10	.300	3-10	.300	0-0	.000	0	1	1	4.8	3	2	4	0	0	9	6.5	
at Siena	11/24/18	*	32	1-3	.333	1-2	.500	0-1	.000	0	3	3	4.6	1	4	1	0	0	3	6.0	
at USF	11/30/18	*	34	2-6	.333	1-5	.200	0-0	.000	1	2	3	4.4	3	1	4	0	0	5	5.9	
at FGCU	12/02/18	*	30	3-6	.500	2-5	.400	0-0	.000	1	6	7	4.7	0	2	0	2	2	8	6.1	
at Columbia	12/5/18	*	31	1-3	.333	1-3	.333	0-0	.000	0	6	6	4.8	0	2	3	0	1	3	5.8	
Totals			7	311	22-59	.373	12-43	.279	2-5	.400	8	40	48	4.8	22	24	17	4	5	58	5.8

Games played: 10
Minutes/game: 31.1
Points/game: 5.8
FG Pct: 37.3
3FG Pct: 27.9
FT Pct: 40.0

Rebounds/game: 4.8
Assists/game: 2.4
Turnovers/game: 1.7
Assist/turnover ratio: 1.4
Steals/game: 0.5
Blocks/game: 0.4

SEASON/CAREER HIGHS

Points	
Season	11
Career	11 vs Nazareth (11/14/18)
Rebounds	
Season	8
Career	8 vs NJIT (11/6/18)
Assists	
Season	4 - 3 times
Career	4 - 3 times
Steals	
Season	2
Career	2 vs FGCU (12/2/18)
Blocks	
Season	2
Career	2 vs FGCU (12/2/18)
Field Goals Made	
Season	5
Career	5 vs Nazareth (11/14/18)
3-Point Field Goals Made	
Season	3
Career	3 vs Syracuse (11/21/18)
Free Throws Made	
Season	2
Career	2 vs NJIT (11/6/18)
Minutes	
Season	35
Career	35 vs Cornell (11/11/18)

2018-19 NOTES

- Notched his first career start in Colgate's win over Nazareth.
- Recorded his first double-digit scoring performance with 11 points against Nazareth.
- Posted a season-high eight rebounds in the Raiders' season opener at NJIT.
- Registered a career-best two steals and two blocks in Raiders' win over FGCU.

21 David MAYNARD

Sophomore • Guard • 6-4
 Herriman, Utah
 Herriman • Undeclared

**CAREER STATS**

Season	gp-gs	min/avg	Total		3-Point		F-Throws		Rebounds				Scoring							
			fg-fga	pct	fg-fga	pct	ft-fa	pct	off	def	tot	avg	pf	fo	ast	to	blk	stl	pts	avg
2017-18	7-0	44/6.3	7-9	.778	4-4	1.000	2-2	1.000	2	4	6	0.9	3	0	0	2	0	2	20	2.9
TOTAL	7-0	44/6.3	7-9	.778	4-4	1.000	2-2	1.000	2	4	6	0.9	3	0	0	2	0	2	20	2.9

2018-19 GAME-BY-GAME STATS**SEASON/CAREER HIGHS****Points**

Season
 Career 7 vs. Pitt-Brad. (12/22/17)

Rebounds

Season
 Career 2 - 2 times

Assists

Season
 Career n/a

Steals

Season
 Career 1 at Bucknell (3/7/18)

Blocks

Season
 Career n/a

Field Goals Made

Season
 Career 3 vs. Pitt-Brad. (12/22/17)

3-Point Field Goals Made

Season
 Career 1 - 2 times

Free Throws Made

Season
 Career 2 at Bucknell (3/7/18)

Minutes

Season
 Career 12 vs. Pitt-Brad. (12/22/17)

2017-18 NOTES

- Scored a career-best 8 points behind a 3-for-4 shooting performance in a season-high 14 minutes of action in Colgate's CBI game at San Francisco (3/14/18).
- Saw first career action against Pitt-Bradford (12/22/17), shooting 3-for-4 from the field en route to 7 points.

22 Hugh BAXTER

Sophomore • Forward • 6-8
 Melbourne, Australia
 Scotch College • Undeclared



CAREER STATS

Season	gp-gs	min/avg	Total		3-Point		F-Throws		Rebounds				Scoring							
			fg-fga	pct	fg-fga	pct	ft-fga	pct	off	def	tot	avg	pf	fo	ast	to	blk	stl	pts	avg
2017-18	8-0	41/5.1	3-8	.375	1-6	.167	0-0	.000	2	3	5	0.6	6	0	2	3	0	0	7	0.9
2018-19	3-0	10/3.3	2-3	.667	0-1	.000	0-0	.000	0	1	1	0.3	3	0	0	1	0	0	4	1.3
TOTAL	11-0	51/4.6	5-11	.455	1-7	.143	0-0	.000	2	4	6	0.5	9	0	2	4	0	0	11	1.0

2018-19 GAME-BY-GAME STATS

Opponent	Date	gs	min	Total		3-Pointers		Free throws		Rebounds				pf	a	t/o	blk	stl	pts	avg
				fg-fga	pct	3fg-fga	pct	ft-fga	pct	off	def	tot	avg							
NAZARETH	11/14/18	5	0-0	.000	0-0	.000	0-0	.000	0	0	0	0.0	2	0	0	0	0	0	0	0.0
at Syracuse	11/21/18	2	1-2	.500	0-1	.000	0-0	.000	0	0	0	0.0	1	0	0	0	0	2	1.0	
at FGCU	12/02/18	3	1-1	1.000	0-0	.000	0-0	.000	0	1	1	0.3	0	0	1	0	0	2	1.3	
Totals		0	10	2-3	.667	0-1	.000	0-0	.000	0	1	1	0.3	3	0	1	0	0	4	1.3

SEASON/CAREER HIGHS

Points	
Season	2
Career	7 vs. Pitt-Brad. (12/22/17)
Rebounds	
Season	1
Career	4 vs. Pitt-Brad. (12/22/17)
Assists	
Season	0
Career	2 vs. Pitt-Brad. (12/22/17)
Steals	
Season	0
Career	n/a
Blocks	
Season	0
Career	n/a
Field Goals Made	
Season	1 - twice
Career	3 vs. Pitt-Brad. (12/22/17)
3-Point Field Goals Made	
Season	0
Career	1 vs. Pitt-Brad. (12/22/17)
Free Throws Made	
Season	0
Career	n/a
Minutes	
Season	5
Career	16 vs. Pitt-Brad. (12/22/17)

Games played: 3
 Minutes/game: 3.3
 Points/game: 1.3
 FG Pct: 66.7
 3FG Pct: 0.0

Rebounds/game: 0.3
 Turnovers/game: 0.3

2018-19 NOTES

- Saw his first action of the 2018-19 campaign against Nazareth (11/14/18).

23 Milan WILLIAMS

Junior • Guard • 6-3
 Detroit, Mich.
 Detroit Country Day • Undeclared



CAREER STATS

Season	gp-gs		Total		3-Point		F-Throws		Rebounds					Scoring						
	min/avg	fg-fga	pct	fg-fga	pct	ft-fa	pct	off	def	tot	avg	pf	fo	ast	to	blk	stl	pts	avg	
2016-17	2-0	2/1.0	0-0	.000	0-0	.000	0-0	.000	0	1	1	0.5	0	0	0	0	0	0	0.0	
2017-18	4-0	17/4.3	0-1	.000	0-0	.000	4-4	1.000	0	2	2	0.5	4	0	0	1	0	0	4	1.0
TOTAL	6-0	19/3.2	0-1	.000	0-0	.000	4-4	1.000	0	3	3	0.5	4	0	0	1	0	0	4	0.7

2018-19 GAME-BY-GAME STATS

SEASON/CAREER HIGHS

Points	
Season	
Career	2 - 2 times
Rebounds	
Season	
Career	1 - 3 times
Assists	
Season	
Career	n/a
Steals	
Season	
Career	n/a
Blocks	
Season	
Career	n/a
Field Goals Made	
Season	
Career	n/a
3-Point Field Goals Made	
Season	
Career	n/a
Free Throws Made	
Season	
Career	2 - 2 times
Minutes	
Season	
Career	7 vs. Bucknell (1/15/18)

2017-18 NOTES

- Scored two points from the free throw line in a 21-point win over Loyola (2/18).
- Played career-best seven minutes against Bucknell (1/15).
- Scored first career points in 103-52 win over Pitt-Bradford (12/22) while playing a six minutes.
- Saw action in two games during his rookie campaign.

25 Rapolas IVANAUSKAS | Junior • Forward • 6-10

Barrington, Ill.
Barrington • History



CAREER STATS

Season	gp-gs	min/avg	Total		3-Point		F-Throws		Rebounds				Scoring							
			fg-fga	pct	fg-fga	pct	ft-fa	pct	off	def	tot	avg	pf	fo	ast	to	blk	stl	pts	avg
2018-19	10-10	308/30.8	55-115	.478	11-28	.393	32-40	.800	24	76	100	10.0	27	0	16	23	6	7	153	15.3
TOTAL	10-10	308/30.8	55-115	.478	11-28	.393	32-40	.800	24	76	100	10.0	27	0	16	23	6	7	153	15.3

2018-19 GAME-BY-GAME STATS

Opponent	Date	gs	min	Total		3-Pointers		Free throws		Rebounds				pf	a	t/o	blk	stl	pts	avg	
				fg-fga	pct	3fg-fga	pct	ft-fa	pct	off	def	tot	avg								
at NJIT	11/6/18	*	25	6-10	.600	2-3	.667	2-2	1.000	4	9	13	13.0	4	1	4	2	0	16	16.0	
MONMOUTH	11/09/18	*	36	8-12	.667	2-6	.333	4-4	1.000	5	5	10	11.5	4	2	5	0	1	22	19.0	
at Cornell	11/11/18	*	26	4-11	.364	1-1	1.000	0-0	.000	1	10	11	11.3	3	0	2	0	1	9	15.7	
NAZARETH	11/14/18	*	28	12-18	.667	1-2	.500	5-5	1.000	4	8	12	11.5	2	1	0	1	1	30	19.3	
BINGHAMTON	11/19/18	*	31	6-11	.545	0-0	.000	5-8	.625	0	12	12	11.6	3	1	3	0	0	17	18.8	
at Syracuse	11/21/18	*	31	2-9	.222	1-5	.200	0-0	.000	0	5	5	10.5	4	3	3	0	1	5	16.5	
at Siena	11/24/18	*	32	6-12	.500	0-2	.000	4-4	1.000	3	8	11	10.6	3	1	1	0	0	16	16.4	
at USF	11/30/18	*	35	3-11	.273	2-5	.400	6-9	.667	2	5	7	10.1	0	3	4	0	2	14	16.1	
at FGCU	12/02/18	*	32	4-10	.400	1-2	.500	6-8	.750	2	8	10	10.1	2	2	0	2	0	15	16.0	
at Columbia	12/5/18	*	32	4-11	.364	1-2	.500	0-0	.000	3	6	9	10.0	2	2	1	1	1	9	15.3	
Totals			10	308	55-115	.478	11-28	.393	32-40	.800	24	76	100	10.0	27	16	23	6	7	153	15.3

SEASON/CAREER HIGHS

Points
Season 30
Career 30 vs Nazareth (11/14/18)

Rebounds
Season 13
Career 13 vs NJIT (11/6/18)

Assists
Season 3 - twice
Career 3 - twice

Steals
Season 2
Career 2 vs USF (11/30/18)

Blocks
Season 2 - twice
Career 2 - twice

Field Goals Made
Season 12
Career 12 vs Nazareth (11/14/18)

3-Point Field Goals Made
Season 2 - 3 times
Career 2 - 3 times

Free Throws Made
Season 6 - twice
Career 6 - twice

Minutes
Season 36
Career 36 vs Monmouth (11/9/18)

Games played: 10
Minutes/game: 30.8
Points/game: 15.3
FG Pct: 47.8
3FG Pct: 39.3
FT Pct: 80.0

Rebounds/game: 10.0
Assists/game: 1.6
Turnovers/game: 2.3
Assist/turnover ratio: 0.7
Steals/game: 0.7
Blocks/game: 0.6

2018-19 NOTES

- Registered six double-doubles in first nine games of the season.
- Went off for a career-high 30 points against Nazareth while shooting 12-of-18 from the field.
- Pulled in a season-high 13 rebounds in season opener at NJIT.

30 Francisco AMIEL

Senior • Guard • 6-2
 Miratego, Portugal
 Escola Secundaria Professor Ruy Luis Gomes
 Environmental Studies & Spanish



CAREER STATS

Season	gp-gs	min/avg	Total		3-Point		F-Throws		Rebounds				Scoring							
			fg-fga	pct	fg-fga	pct	ft-fa	pct	off	def	tot	avg	pf	fo	ast	to	blk	stl	pts	avg
2015-16	30-0	292/9.7	12-50	.240	7-37	.189	5-10	.500	8	15	23	0.8	29	0	25	16	5	18	36	1.2
2016-17	32-14	866/27.1	48-134	.358	23-74	.311	28-40	.700	8	62	70	2.2	59	1	78	64	1	33	147	4.6
2017-18	33-13	651/19.7	29-95	.305	16-54	.296	14-17	.824	8	44	52	1.6	43	0	55	33	5	34	88	2.7
2018-19	10-3	234/23.4	12-32	.375	9-27	.333	9-12	.750	8	20	28	2.8	13	0	20	12	0	3	42	4.2
TOTAL	105-30	2043/19.5	101-311	.325	55-192	.286	56-79	.709	32	141	173	1.6	144	1	178	125	11	88	313	3.0

2018-19 GAME-BY-GAME STATS

Opponent	Date	gs	min	Total		3-Pointers		Free throws		Rebounds				Scoring							
				fg-fga	pct	3fg-fga	pct	ft-fa	pct	off	def	tot	avg	pf	a	t/o	blk	stl	pts	avg	
at NJIT	11/6/18	*	35	2-5	.400	1-3	.333	2-2	1.000	2	0	2	2.0	1	3	1	0	0	7	7.0	
MONMOUTH	11/09/18	*	25	1-4	.250	1-4	.250	0-0	.000	0	3	3	2.5	2	3	1	0	0	3	5.0	
at Cornell	11/11/18	*	27	1-2	.500	0-1	.000	0-0	.000	0	4	4	3.0	2	2	3	0	1	2	4.0	
NAZARETH	11/14/18		22	2-3	.667	2-3	.667	0-0	.000	0	6	6	3.8	1	4	1	0	0	6	4.5	
BINGHAMTON	11/19/18		20	0-1	.000	0-1	.000	5-6	.833	0	2	2	3.4	0	2	0	0	0	5	4.6	
at Syracuse	11/21/18		20	1-2	.500	0-1	.000	1-2	.500	1	0	1	3.0	1	2	0	0	0	3	4.3	
at Siena	11/24/18		16	0-2	.000	0-2	.000	0-0	.000	2	0	2	2.9	1	1	3	0	0	0	3.7	
at USF	11/30/18		25	2-4	.500	2-4	.500	0-0	.000	0	3	3	2.9	4	1	2	0	0	6	4.0	
at FGCU	12/02/18		23	0-2	.000	0-2	.000	0-0	.000	1	2	3	2.9	0	1	1	0	1	0	3.6	
at Columbia	12/5/18		21	3-7	.429	3-6	.500	1-2	.500	2	0	2	2.8	1	1	0	0	1	10	4.2	
Totals			3	234	12-32	.375	9-27	.333	9-12	.750	8	20	28	2.8	13	20	12	0	3	42	4.2

Games played: 10
 Minutes/game: 23.4
 Points/game: 4.2
 FG Pct: 37.5
 3FG Pct: 33.3
 FT Pct: 75.0

Rebounds/game: 2.8
 Assists/game: 2.0
 Turnovers/game: 1.2
 Assist/turnover ratio: 1.7
 Steals/game: 0.3

SEASON/CAREER HIGHS

Points	
Season	10
Career	21 vs. Albany (12/10/16)
Rebounds	
Season	6
Career	6 vs Nazareth (11/14/18)
Assists	
Season	4
Career	7 vs. Army (2/6/17)
Steals	
Season	1 - 3 times
Career	4 vs. Cornell (11/16/15)
Blocks	
Season	0
Career	2 vs. Utica (12/10/15)
Field Goals Made	
Season	3
Career	6 - twice
3-Point Field Goals Made	
Season	3
Career	5 vs. Albany (12/10/16)
Free Throws Made	
Season	5
Career	5 vs Binghamton (11/19/18)
Minutes	
Season	35
Career	40 at Loyola (2/19/17)

2018-19 NOTES

- Started the first three games of the 2018-19 season for the Raiders.
- Notched a career-high six boards against Nazareth.
- Sank a career-best five free throws vs Binghamton.
- Posted a season-high 10 points behind three treys at Columbia.
- Sank the game-winning three-pointer with 1:41 left in regulation in Colgate's 64-62 win over Columbia.



2018-19 Colgate Men's Basketball
 Colgate Season Schedule/Results & Leaders (as of Dec 05, 2018)
All games



RECORD:	OVERALL	HOME	AWAY	NEUTRAL
ALL GAMES	7-3	3-0	4-3	0-0
CONFERENCE	0-0	0-0	0-0	0-0
NON-CONFERENCE	7-3	3-0	4-3	0-0

Date	Opponent	Score	Att.	High Points	High Rebounds
11/6/18	at NJIT	78-81	Lot	1339 (17)Rayman, Will	(13)Ivanauskas, Rapolas
11/09/18	MONMOUTH	w 87-74		359 (30)Burns, Jordan	(10)Ivanauskas, Rapolas
11/11/18	at Cornell	w 73-57		1266 (16)Rayman, Will	(11)Ivanauskas, Rapolas
11/14/18	NAZARETH	w 86-68		308 (30)Ivanauskas, Rapolas	(12)Ivanauskas, Rapolas
11/19/18	BINGHAMTON	w 76-68		324 (17)Ivanauskas, Rapolas	(12)Ivanauskas, Rapolas
11/21/18	at Syracuse	56-77	L	16586 (13)Burns, Jordan (13)Rayman, Will	(8)Rayman, Will
11/24/18	at Siena	w 84-79		5202 (25)Burns, Jordan	(11)Ivanauskas, Rapolas
11/30/18	at USF	63-73	L	4992 (17)Burns, Jordan	(7)Rayman, Will
					(7)Ivanauskas, Rapolas
12/02/18	at FGCU	w 74-56		2858 (19)Burns, Jordan	(10)Ivanauskas, Rapolas
12/5/18	at Columbia	w 64-62		749 (18)Burns, Jordan	(9)Ivanauskas, Rapolas

* - Conference game

Attendance Summary	Games	Attend	Avg/Game
Home	3	991	330
Away	7	32992	4713
Neutral	0	0	0
Total	10	33983	3398



2018-19 Colgate Men's Basketball
Colgate Team High/Low Analysis (as of Dec 05, 2018)
All games



Colgate - TEAM GAME HIGHS

POINTS	87	MONMOUTH (11/09/18)
	86	NAZARETH (11/14/18)
	84	at Siena (11/24/18)
	78	at NJIT (11/6/18)
	76	BINGHAMTON (11/19/18)
FIELD GOALS MADE	35	NAZARETH (11/14/18)
	32	at Cornell (11/11/18)
FIELD GOAL ATTEMPTS	68	NAZARETH (11/14/18)
	64	at Cornell (11/11/18)
FIELD GOAL PERCENTAGE	.547 (29-53)	at Siena (11/24/18)
	.515 (35-68)	NAZARETH (11/14/18)
3 PT FIELD GOALS MADE	13	MONMOUTH (11/09/18)
	12	at Syracuse (11/21/18)
3 PT FG ATTEMPTS	40	at Syracuse (11/21/18)
	30	at USF (11/30/18)
3 PT FG PERCENTAGE	.478 (11-23)	at Siena (11/24/18)
	.448 (13-29)	MONMOUTH (11/09/18)
FREE THROWS MADE	22	MONMOUTH (11/09/18)
	22	at NJIT (11/6/18)
FREE THROW ATTEMPTS	28	MONMOUTH (11/09/18)
	27	at NJIT (11/6/18)
FREE THROW PERCENTAGE	.815 (22-27)	at NJIT (11/6/18)
	.800 (8-10)	at Syracuse (11/21/18)
REBOUNDS	48	BINGHAMTON (11/19/18)
	43	NAZARETH (11/14/18)
ASSISTS	17	MONMOUTH (11/09/18)
	16	at Cornell (11/11/18)
STEALS	7	at Columbia (12/5/18)
	5	at FGCU (12/02/18)
	5	at USF (11/30/18)
	5	NAZARETH (11/14/18)
	5	at Cornell (11/11/18)
BLOCKED SHOTS	8	NAZARETH (11/14/18)
	7	at FGCU (12/02/18)
TURNOVERS	20	at USF (11/30/18)
	19	MONMOUTH (11/09/18)
FOULS	24	MONMOUTH (11/09/18)
	23	at USF (11/30/18)



**2018-19 Colgate Men's Basketball
Colgate Player High/Low Analysis (as of Dec 05, 2018)
All games**



Colgate - INDIVIDUAL GAME HIGHS

Points	30		Ivanauskas, Rapolas vs Nazareth (11/14/18)
	30		Burns, Jordan vs Monmouth (11/09/18)
	25		Burns, Jordan at Siena (11/24/18)
	22		Ferguson, Jack at Siena (11/24/18)
	22		Ivanauskas, Rapolas vs Monmouth (11/09/18)
Field Goals Made	12		Ivanauskas, Rapolas vs Nazareth (11/14/18)
	9		Burns, Jordan at Siena (11/24/18)
Field Goal Att.	19		Burns, Jordan vs Monmouth (11/09/18)
	18		Ivanauskas, Rapolas vs Nazareth (11/14/18)
FG Pct (min 5 made)	.833	(5-6)	Regisford, Malcolm vs Nazareth (11/14/18)
	.750	(6-8)	Batt, Dana at Cornell (11/11/18)
	.750	(6-8)	Regisford, Malcolm at Cornell (11/11/18)
3-Point FG Made	5		Burns, Jordan at Siena (11/24/18)
	5		Burns, Jordan vs Monmouth (11/09/18)
3-Point FG Att.	10		Richardson, Tucker at Syracuse (11/21/18)
	10		Burns, Jordan vs Monmouth (11/09/18)
3-Pt FG Pct (min 2 made)	1.000	(3-3)	Ferguson, Jack at Siena (11/24/18)
	1.000	(3-3)	Rayman, Will vs Monmouth (11/09/18)
Free Throws Made	11		Rayman, Will at NJIT (11/6/18)
	9		Ferguson, Jack at Siena (11/24/18)
	9		Burns, Jordan vs Monmouth (11/09/18)
Free Throw Att.	13		Rayman, Will at NJIT (11/6/18)
	12		Burns, Jordan vs Monmouth (11/09/18)
FT Pct (min 3 made)	1.000	(5-5)	Ivanauskas, Rapolas vs Nazareth (11/14/18)
	1.000	(5-5)	Batt, Dana vs Monmouth (11/09/18)
	1.000	(4-4)	Rayman, Will at FGCU (12/02/18)
	1.000	(4-4)	Ivanauskas, Rapolas at Siena (11/24/18)
	1.000	(4-4)	Burns, Jordan at Syracuse (11/21/18)
	1.000	(4-4)	Ivanauskas, Rapolas vs Monmouth (11/09/18)
	1.000	(4-4)	Burns, Jordan at NJIT (11/6/18)
Rebounds	13		Ivanauskas, Rapolas at NJIT (11/6/18)
	12		Ivanauskas, Rapolas vs Binghamton (11/19/18)
	12		Ivanauskas, Rapolas vs Nazareth (11/14/18)
Assists	8		Burns, Jordan at Cornell (11/11/18)
	6		Burns, Jordan at FGCU (12/02/18)
	6		Burns, Jordan vs Monmouth (11/09/18)
Steals	2		Ferguson, Jack at Columbia (12/5/18)
	2		Burns, Jordan at Columbia (12/5/18)
	2		Richardson, Tucker at FGCU (12/02/18)
	2		Ivanauskas, Rapolas at USF (11/30/18)
	2		Burns, Jordan at USF (11/30/18)
	2		Burns, Jordan at Siena (11/24/18)
	2		Burns, Jordan vs Nazareth (11/14/18)
	2		Batt, Dana at Cornell (11/11/18)
Blocked Shots	4		Rayman, Will vs Nazareth (11/14/18)
	2		Ivanauskas, Rapolas at FGCU (12/02/18)
	2		Richardson, Tucker at FGCU (12/02/18)
	2		Rayman, Will at USF (11/30/18)
	2		Batt, Dana at NJIT (11/6/18)
	2		Ivanauskas, Rapolas at NJIT (11/6/18)
Turnovers	6		Burns, Jordan at Columbia (12/5/18)
	6		Rayman, Will at USF (11/30/18)



2018-19 Colgate Men's Basketball
Colgate Points-Rebounds-Assists (as of Dec 05, 2018)
All games



Opponent	Date	Score		01	02	04	05	10	12	13
				BURNS,JORD	LIGHT,ZACH	LINDGREN,S	REGISFORD,	RAYMAN,WIL	BATT,DANA	FERGUSON,J
at NJIT	11/6/18	78-81	L	13-0-1	0-0-0	0-0-0	10-2-0	17-6-4	7-2-1	6-2-0
MONMOUTH	11/09/18	87-74	w	30-5-6	0-2-0	DNP	2-4-0	15-4-3	9-0-1	0-1-1
at Cornell	11/11/18	73-57	w	14-5-8	DNP	DNP	12-2-0	16-6-2	14-4-0	0-1-0
NAZARETH	11/14/18	86-68	w	6-5-5	3-3-1	2-0-0	11-3-1	10-6-0	4-2-0	3-0-0
BINGHAMTON	11/19/18	76-68	w	15-7-4	DNP	DNP	6-6-1	13-5-2	4-10-0	11-0-1
at Syracuse	11/21/18	56-77	L	13-1-5	0-1-0	0-0-1	5-2-0	13-8-1	0-0-0	6-5-0
at Siena	11/24/18	84-79	w	25-1-4	DNP	DNP	2-0-0	10-6-3	6-2-1	22-1-1
at USF	11/30/18	63-73	L	17-1-2	DNP	DNP	7-2-0	9-7-3	2-3-0	3-1-2
at FGCU	12/02/18	74-56	w	19-6-6	0-0-0	DNP	8-0-0	11-4-0	8-3-0	3-0-2
at Columbia	12/5/18	64-62	w	18-2-4	DNP	DNP	6-3-0	7-8-0	6-0-0	5-3-3

Opponent	Date	Score		15	22	25	30
				RICHARDSON	BAXTER,HUG	IVANAUSKAS	AMIEL,FRAN
at NJIT	11/6/18	78-81	L	2-8-4	DNP	16-13-1	7-2-3
MONMOUTH	11/09/18	87-74	w	6-6-1	DNP	22-10-2	3-3-3
at Cornell	11/11/18	73-57	w	6-4-4	DNP	9-11-0	2-4-2
NAZARETH	11/14/18	86-68	w	11-5-1	0-0-0	30-12-1	6-6-4
BINGHAMTON	11/19/18	76-68	w	5-5-3	DNP	17-12-1	5-2-2
at Syracuse	11/21/18	56-77	L	9-1-2	2-0-0	5-5-3	3-1-2
at Siena	11/24/18	84-79	w	3-3-4	DNP	16-11-1	0-2-1
at USF	11/30/18	63-73	L	5-3-1	DNP	14-7-3	6-3-1
at FGCU	12/02/18	74-56	w	8-7-2	2-1-0	15-10-2	0-3-1
at Columbia	12/5/18	64-62	w	3-6-2	DNP	9-9-2	10-2-1



2018-19 Colgate Men's Basketball
Colgate Combined Team Statistics (as of Dec 05, 2018)
All games



RECORD:	OVERALL	HOME	AWAY	NEUTRAL
ALL GAMES	7-3	3-0	4-3	0-0
CONFERENCE	0-0	0-0	0-0	0-0
NON-CONFERENCE	7-3	3-0	4-3	0-0

#	Player	gp-gs	min	avg	Total		3-Point		F-Throw		Rebounds			pf	dq	a	to	blk	stl	pts	avg	
					fg-fga	fg%	3fg-fga	3fg%	ft-fa	ft%	off	def	tot									
01	Burns, Jordan	10-10	318	31.8	59-124	.476	23-56	.411	29-38	.763	2	31	33	3.3	17	1	45	33	1	12	170	17.0
25	Ivanauskas, Rapolas	10-10	308	30.8	55-115	.478	11-28	.393	32-40	.800	24	76	100	10.0	27	0	16	23	6	7	153	15.3
10	Rayman, Will	10-10	337	33.7	38-105	.362	14-46	.304	31-40	.775	19	41	60	6.0	28	0	18	16	10	3	121	12.1
05	Regisford, Malcolm	10-0	146	14.6	32-46	.696	0-0	.000	5-15	.333	10	14	24	2.4	13	0	2	6	4	4	69	6.9
12	Batt, Dana	10-10	185	18.5	25-38	.658	0-0	.000	10-12	.833	5	21	26	2.6	23	0	3	6	6	3	60	6.0
13	Ferguson, Jack	10-0	151	15.1	18-44	.409	14-35	.400	9-12	.750	2	12	14	1.4	19	0	10	7	2	4	59	5.9
15	Richardson, Tucker	10-7	311	31.1	22-59	.373	12-43	.279	2-5	.400	8	40	48	4.8	22	0	24	17	4	5	58	5.8
30	Amiel, Francisco	10-3	234	23.4	12-32	.375	9-27	.333	9-12	.750	8	20	28	2.8	13	0	20	12	0	3	42	4.2
22	Baxter, Hugh	3-0	10	3.3	2-3	.667	0-1	.000	0-0	.000	0	1	1	0.3	3	0	0	1	0	0	4	1.3
04	Lindgren, Sam	3-0	9	3.0	1-4	.250	0-0	.000	0-0	.000	0	0	0	0.0	1	0	1	0	0	0	2	0.7
02	Light, Zach	5-0	17	3.4	1-2	.500	0-1	.000	1-2	.500	1	5	6	1.2	3	0	1	4	0	0	3	0.6
Team											16	20	36				3					
Total.....		10	2026		265-572	.463	83-237	.350	128-176	.727	95	281	376	37.6	169	1	140	128	33	41	741	74.1
Opponents.....		10	2020		249-609	.409	65-227	.286	132-197	.670	113	230	343	34.3	166	-	122	108	37	80	695	69.5

TEAM STATISTICS	COLGATE	OPP	Date	Opponent	Score	Att.	
SCORING	741	695	11/6/18	at NJIT	Lot	78-81	1339
Points per game	74.1	69.5	11/09/18	MONMOUTH	w	87-74	359
Scoring margin	+4.6	-	11/11/18	at Cornell	w	73-57	1266
FIELD GOALS-ATT	265-572	249-609	11/14/18	NAZARETH	w	86-68	308
Field goal pct	.463	.409	11/19/18	BINGHAMTON	w	76-68	324
3 POINT FG-ATT	83-237	65-227	11/21/18	at Syracuse	L	56-77	16586
3-point FG pct	.350	.286	11/24/18	at Siena	w	84-79	5202
3-pt FG made per game	8.3	6.5	11/30/18	at USF	L	63-73	4992
FREE THROWS-ATT	128-176	132-197	12/02/18	at FGCU	w	74-56	2858
Free throw pct	.727	.670	12/5/18	at Columbia	w	64-62	749
F-Throws made per game	12.8	13.2	* - Conference game				
REBOUNDS	376	343					
Rebounds per game	37.6	34.3					
Rebounding margin	+3.3	-					
ASSISTS	140	122					
Assists per game	14.0	12.2					
TURNOVERS	128	108					
Turnovers per game	12.8	10.8					
Turnover margin	-2.0	-					
Assist/turnover ratio	1.1	1.1					
STEALS	41	80					
Steals per game	4.1	8.0					
BLOCKS	33	37					
Blocks per game	3.3	3.7					
ATTENDANCE	991	32992					
Home games-Avg/Game	3-330	7-4713					
Neutral site-Avg/Game	-	0-0					

Score by Periods	1st	2nd	OT	Totals
Colgate	345	388	8	741
Opponents	314	370	11	695

GAME 1: NJIT 81, COLGATE 78 (OT)



Official Basketball Box Score - Game Totals - Final Statistics
Colgate vs NJIT
11/16/18 7pm at Newark, NJ - Wellness and Events Center



Colgate 78 • 0-1

Table with columns: # Player, FG-FGA, 3-Ptr, FT-FTA, Rebounds (Off Def Tot), PF, TP, A TO Blk Stl, Min. Includes player stats for Rayman, Will, Ivanaukas, Rapolas, Batt, Dana, Burns, Jordan, Amiel, Francisco, Light, Zach, Lindgren, Sam, Regisford, Malcolm, Ferguson, Jack, Richardson, Tucker, and Team.

FG % 1st Half: 11-22 50.0%, 2nd half: 13-22 59.1%, OT: 1-9 11.1%, Game: 25-53 47.2%, Deadball Rebounds 2,1
3FG % 1st Half: 2-7 28.6%, 2nd half: 4-7 57.1%, OT: 0-4 0.0%, Game: 6-18 33.3%
FT % 1st Half: 6-9 66.7%, 2nd half: 10-12 83.3%, OT: 6-6 100.0%, Game: 22-27 81.5%

NJIT 81 • 1-0

Table with columns: # Player, FG-FGA, 3-Ptr, FT-FTA, Rebounds (Off Def Tot), PF, TP, A TO Blk Stl, Min. Includes player stats for BRINSON, San Antonio, BENDARY, Mohamed, COOKS, Zach, GIBBS, Shyquan, WALSH, Reilly, WILLIS, Diego, WILSON, Diandre, DIAKITE, Souleymane, JONES, Shawndale, GREER, Donovan, DE GRAFF, Kjell, and Team.

FG % 1st Half: 13-24 54.2%, 2nd half: 10-25 40.0%, OT: 3-6 50.0%, Game: 26-55 47.3%, Deadball Rebounds 3
3FG % 1st Half: 6-9 66.7%, 2nd half: 4-9 44.4%, OT: 1-3 33.3%, Game: 11-21 52.4%
FT % 1st Half: 4-9 44.4%, 2nd half: 10-13 76.9%, OT: 4-5 80.0%, Game: 18-27 66.7%

Officials: Jose Carrion, Ernest Hamilton III, Tom Kenny
Technical fouls: Colgate-None, NJIT-None.
Attendance: 1339

Score by periods table with columns: 1st, 2nd, OT, Total. Colgate: 30, 40, 8, 78; NJIT: 36, 34, 11, 81.

Points in game table with columns: In, Off, 2nd, Fast, Bench. Colgate: 34, 7, 8, 5, 18, 12; NJIT: 20, 14, 14, 10, 8, 12.

Last FG - COLGATE OT-03:04, NJIT OT-01:32.
Largest lead - COLGATE by 2 1st-14:12, NJIT by 9 2nd-08:04.
COLGATE led for 03:17, NJIT led for 37:21. Game was tied for 04:22.
Score tied - 6 times.
Lead changed - 10 times.

GAME 2: COLGATE 87, MONMOUTH 74



Official Basketball Box Score - Game Totals - Final Statistics
Monmouth vs Colgate
11/09/18 7:00 pm at



Monmouth 74 • 0-2

Table with columns: # Player, FG-FGA, 3-Ptr, FT-FTA, Rebounds (Off Def Tot), PF, TP, A TO Blk Stl, Min. Includes player stats for Mustapha Traore, Ray Sainave, Deion Hammond, Nick Rutherford, Marcus McClary, Melik Martin, George Papis, Nikkei Rutty, Louie Pillari, Samuel Chaput, Diago Quinn, Sam Ibezugbe, and Team.

FG % 1st Half: 12-29 41.4%, 2nd half: 10-28 35.7%, Game: 22-57 38.6%, Deadball Rebounds 1
3FG % 1st Half: 4-9 44.4%, 2nd half: 2-9 22.2%, Game: 6-18 33.3%
FT % 1st Half: 7-9 77.8%, 2nd half: 17-19 89.5%, Game: 22-28 78.6%

Colgate 87 • 0-1

Table with columns: # Player, FG-FGA, 3-Ptr, FT-FTA, Rebounds (Off Def Tot), PF, TP, A TO Blk Stl, Min. Includes player stats for Rayman, Will, Ivanaukas, Rapolas, Batt, Dana, Burns, Jordan, Amiel, Francisco, Light, Zach, Regisford, Malcolm, Ferguson, Jack, Richardson, Tucker, and Team.

FG % 1st Half: 11-29 37.9%, 2nd half: 15-27 55.6%, Game: 26-56 46.4%, Deadball Rebounds 3
3FG % 1st Half: 6-14 42.9%, 2nd half: 7-15 46.7%, Game: 13-29 44.8%
FT % 1st Half: 6-8 75.0%, 2nd half: 16-20 80.0%, Game: 22-28 78.6%

Officials:
Technical fouls: Monmouth-None, Colgate-None.
Attendance: 359
2018-19 Men's Basketball, Round: 0, Colgate vs Monmouth, Played at .

Score by periods table with columns: 1st, 2nd, Total. Monmouth: 35, 39, 74; Colgate: 34, 53, 87.

Points in game table with columns: In, Off, 2nd, Fast, Bench. Monmouth: 28, 16, 12, 18, 25, 8; Colgate: 26, 21, 14, 18, 18, 8.

Last FG - MONMOUTH 2nd-01:13, COLGATE 2nd-03:32.
Largest lead - MONMOUTH by 6 1st-16:50, COLGATE by 17 2nd-08:00.
Score tied - 8 times.
Lead changed - 6 times.

GAME 3: COLGATE 73, CORNELL 57



Official Basketball Box Score - Game Totals - Final Statistics
Colgate vs Cornell
11/11/18 1:00 pm at Ithaca, N.Y. (Newman Arena)



Colgate 73 • 2-1

Table with columns: # Player, FG-FGA, 3-Ptr, FT-FTA, Rebounds (Off Def Tot), PF, TP, A TO Blk Stl, Min. Includes player stats for Rayman, Will, Ivanaukas, Rapolas, Batt, Dana, Burns, Jordan, Amiel, Francisco, Regisford, Malcolm, Ferguson, Jack, Richardson, Tucker, and Team.

FG % 1st Half: 13-30 43.3%, 2nd half: 19-34 55.9%, Game: 32-64 50.0%, Deadball Rebounds 4
3FG % 1st Half: 1-9 11.1%, 2nd half: 1-4 25.0%, Game: 2-13 15.4%
FT % 1st Half: 4-5 80.0%, 2nd half: 3-6 50.0%, Game: 7-11 63.6%

Cornell 57 • 2-1

Table with columns: # Player, FG-FGA, 3-Ptr, FT-FTA, Rebounds (Off Def Tot), PF, TP, A TO Blk Stl, Min. Includes player stats for WARREN, Josh, JULIAN, Steven, WHITESIDE, Troy, MORGAN, Matt, MCBRIDE, Terrance, KUHJ, Jake, BOEHEIM, Jimmy, MCCARTY, Thurston, MACK, Chaz, YOSS, Riley, DAVIS, Joel, GORDON, Jack, and Team.

FG % 1st Half: 12-30 40.0%, 2nd half: 11-29 37.9%, Game: 23-59 39.0%, Deadball Rebounds 5
3FG % 1st Half: 2-17 11.8%, 2nd half: 2-11 18.2%, Game: 4-28 14.3%
FT % 1st Half: 2-3 66.7%, 2nd half: 5-14 35.7%, Game: 7-17 41.2%

Officials: Andrew Marotta, Mike Kelly, Nathan Hall
Technical fouls: Colgate-None, Cornell-None.
Attendance: 1266

Score by periods table with columns: 1st, 2nd, Total. Colgate: 28, 29, 57; Cornell: 28, 29, 57.

Points in game table with columns: In, Off, 2nd, Fast, Bench. Colgate: 34, 20, 8, 18, 23; Cornell: 34, 15, 7, 4, 23.

Last FG - COLGATE 2nd-00:27, COR 2nd-02:02.
Largest lead - COLGATE by 16 2nd-06:58, COR by 7 1st-16:03.
COLGATE led for 31:37, COR led for 05:58. Game was tied for 02:25.
Score tied - 1 time.
Lead changed - 3 times.

GAME 4: COLGATE 86, NAZARETH 68



Official Basketball Box Score - Game Totals - Final Statistics
Nazareth vs Colgate
11/14/18 7:00 pm at



Nazareth 68 • 0-1

Table with columns: # Player, FG-FGA, 3-Ptr, FT-FTA, Rebounds (Off Def Tot), PF, TP, A TO Blk Stl, Min. Includes player stats for Jake Burgio, Chris Jones, Daniel Jacob, Tyler Stenglein, Brendan Wind, Brendan Broderick, Cody Green, Stephen Gabel, Isaac Nelson, Kevin Underwood, Zach Stenglein, Matt Muncey, Jon Werner, and Team.

FG % 1st Half: 12-35 34.3%, 2nd half: 11-29 37.9%, Game: 23-64 35.9%, Deadball Rebounds 3
3FG % 1st Half: 2-10 20.0%, 2nd half: 2-9 22.2%, Game: 4-19 21.1%
FT % 1st Half: 8-12 66.7%, 2nd half: 10-12 83.3%, Game: 18-24 75.0%

Colgate 86 • 3-1

Table with columns: # Player, FG-FGA, 3-Ptr, FT-FTA, Rebounds (Off Def Tot), PF, TP, A TO Blk Stl, Min. Includes player stats for Rayman, Will, Ivanaukas, Rapolas, Batt, Dana, Burns, Jordan, Richardson, Tucker, Light, Zach, Lindgren, Sam, Regisford, Malcolm, Ferguson, Jack, Baxter, Hugh, Amiel, Francisco, and Team.

FG % 1st Half: 15-33 45.5%, 2nd half: 20-35 57.1%, Game: 35-68 51.5%, Deadball Rebounds 3
3FG % 1st Half: 4-11 36.4%, 2nd half: 1-7 14.3%, Game: 5-18 27.8%
FT % 1st Half: 6-7 85.7%, 2nd half: 5-9 55.6%, Game: 11-16 68.8%

Officials:
Technical fouls: Nazareth-None, Colgate-None.
Attendance: 308
2018-19 Men's Basketball, Round: 0, Colgate vs Nazareth, Played at .

Score by periods table with columns: 1st, 2nd, Total. Nazareth: 34, 34, 68; Colgate: 40, 46, 86.

Points in game table with columns: In, Off, 2nd, Fast, Bench. Nazareth: 30, 6, 7, 20, 29; Colgate: 52, 9, 10, 18, 25.

Last FG - NAZARETH 2nd-00:33, COLGATE 2nd-00:50.
Largest lead - NAZARETH by 5 1st-19:02, COLGATE by 28 2nd-04:18.
NAZARETH led for 08:44, COLGATE led for 28:57. Game was tied for 02:19.
Score tied - 3 times.
Lead changed - 5 times.

GAME 5: COLGATE 76, BINGHAMTON 68



Official Basketball Box Score -- Game Totals -- Final Statistics
Binghamton vs Colgate
11/19/18 7:00 pm at



Binghamton 68 • 1-3

Box score table for Binghamton vs Colgate. Columns: Player, FG-FGA, 3-Ptr, FT-FTA, Rebounds (Off, Def, Tot), PF, TP, A, TO, Blk, Stl, Min.

FG % 1st Half: 12-36 33.3% 2nd half: 15-41 36.6% Game: 27-77 35.1%
3FG % 1st Half: 4-13 30.8% 2nd half: 3-13 23.1% Game: 7-26 26.9%
FT % 1st Half: 5-8 62.5% 2nd half: 2-3 66.7% Game: 7-11 63.6%

Colgate 76 • 3-1

Box score table for Colgate vs Binghamton. Columns: Player, FG-FGA, 3-Ptr, FT-FTA, Rebounds (Off, Def, Tot), PF, TP, A, TO, Blk, Stl, Min.

FG % 1st Half: 14-31 45.2% 2nd half: 14-28 50.0% Game: 28-59 47.5%
3FG % 1st Half: 5-13 38.5% 2nd half: 3-8 37.5% Game: 8-21 38.1%
FT % 1st Half: 0-0 0.0% 2nd half: 12-19 63.2% Game: 12-19 63.2%

Officials: Tom Courtney, John Garbinski, Evon Burroughs

Technical fouls: Binghamton-None. Colgate-None.

Attendance: 324

2018-19 Men's Basketball. Round: 0. Binghamton vs Colgate. Played at .

Score by periods table for Binghamton vs Colgate. Columns: Period, BNG, COLGAT.

Points in Paint table for Binghamton vs Colgate. Columns: Points in Paint, Off T/O, 2nd Chance, Fast Break, Bench.

Last FG - BNG 2nd-00:13. COLGATE 2nd-03:55.
Largest lead - BNG by 5 1st-11:44, COLGATE by 12 2nd-05:13.
BNG led for 10:58. COLGATE led for 22:55. Game was tied for 06:07.

Score tied - 5 times.
Lead changed - 10 times.

GAME 6: SYRACUSE 77, COLGATE 56



Official Basketball Box Score -- Game Totals -- Final Statistics
Colgate vs Syracuse
11/21/18 7:02 p.m. at Carrier Dome, Syracuse, N.Y.



Colgate 56 • (4-2)

Box score table for Colgate vs Syracuse. Columns: Player, FG-FGA, 3-Ptr, FT-FTA, Rebounds (Off, Def, Tot), PF, TP, A, TO, Blk, Stl, Min.

FG % 1st Half: 11-28 39.3% 2nd half: 7-23 30.4% Game: 18-51 35.3%
3FG % 1st Half: 8-23 34.8% 2nd half: 4-17 23.5% Game: 12-40 30.0%
FT % 1st Half: 2-2 100.0 2nd half: 6-8 75.0% Game: 8-10 80.0%

Syracuse 77 • (3-2)

Box score table for Syracuse vs Colgate. Columns: Player, FG-FGA, 3-Ptr, FT-FTA, Rebounds (Off, Def, Tot), PF, TP, A, TO, Blk, Stl, Min.

FG % 1st Half: 12-34 35.3% 2nd half: 14-26 53.8% Game: 26-60 43.3%
3FG % 1st Half: 2-10 20.0% 2nd half: 5-10 50.0% Game: 7-20 35.0%
FT % 1st Half: 9-14 64.3% 2nd half: 9-16 56.3% Game: 18-30 60.0%

Officials: John Gaffney, Tim Clougherty, Anthony Burris

Technical fouls: Colgate-None. Syracuse-Oshae Brissett.

Attendance: 16586

Score by periods table for Syracuse vs Colgate. Columns: Period, COLGATE, SYRACUSE.

Points in Paint table for Syracuse vs Colgate. Columns: Points in Paint, Off T/O, 2nd Chance, Fast Break, Bench.

Last FG - COLGATE 2nd-00:09, SYR 2nd-05:26.
Largest lead - COLGATE by 5 1st-09:46, SYR by 28 2nd-02:55.
COLGATE led for 14:57, SYR led for 19:13. Game was tied for 05:24.

Score tied - 11 times.
Lead changed - 11 times.

GAME 7: COLGATE 84, SIENA 79



Official Basketball Box Score -- Game Totals -- Final Statistics
Colgate vs Siena
11/24/18 2:03 PM at Times Union Center (Albany, NY)



Colgate 84 • 5-2

Box score table for Colgate vs Siena. Columns: Player, FG-FGA, 3-Ptr, FT-FTA, Rebounds (Off, Def, Tot), PF, TP, A, TO, Blk, Stl, Min.

FG % 1st Half: 16-28 57.1% 2nd half: 13-25 52.0% Game: 29-53 54.7%
3FG % 1st Half: 7-13 53.8% 2nd half: 4-10 40.0% Game: 11-23 47.8%
FT % 1st Half: 4-5 80.0% 2nd half: 11-14 78.6% Game: 15-19 78.9%

Siena 79 • 2-4

Box score table for Siena vs Colgate. Columns: Player, FG-FGA, 3-Ptr, FT-FTA, Rebounds (Off, Def, Tot), PF, TP, A, TO, Blk, Stl, Min.

FG % 1st Half: 15-30 50.0% 2nd half: 17-30 56.7% Game: 32-60 53.3%
3FG % 1st Half: 2-13 15.4% 2nd half: 3-10 30.0% Game: 5-23 21.7%
FT % 1st Half: 5-7 71.4% 2nd half: 5-11 45.5% Game: 10-18 55.6%

Officials: King Whetstone, Michael Kitts, Chris Pacsi

Technical fouls: Colgate-None. Siena-None.

Attendance: 5202

Score by periods table for Colgate vs Siena. Columns: Period, COLGATE, SIE.

Points in Paint table for Colgate vs Siena. Columns: Points in Paint, Off T/O, 2nd Chance, Fast Break, Bench.

Last FG - COLGATE 2nd-02:10, SIE 2nd-00:08.
Largest lead - COLGATE by 8 1st-12:06, SIE by 6 2nd-11:01.
COLGATE led for 24:29, SIE led for 11:39. Game was tied for 03:52.

Score tied - 3 times.
Lead changed - 7 times.

GAME 8: USF 73, COLGATE 63



Official Basketball Box Score -- Game Totals -- Final Statistics
Colgate vs USF
11/30/18 8:30 p.m. at Tampa, Fla. - Yuengling Center



Colgate 63 • 5-3

Box score table for Colgate vs USF. Columns: Player, FG-FGA, 3-Ptr, FT-FTA, Rebounds (Off, Def, Tot), PF, TP, A, TO, Blk, Stl, Min.

FG % 1st Half: 13-28 46.4% 2nd half: 7-23 30.4% Game: 20-51 39.2%
3FG % 1st Half: 8-18 44.4% 2nd half: 3-12 25.0% Game: 11-30 36.7%
FT % 1st Half: 2-2 100.0 2nd half: 10-17 58.8% Game: 12-19 63.2%

USF 73 • 6-2

Box score table for USF vs Colgate. Columns: Player, FG-FGA, 3-Ptr, FT-FTA, Rebounds (Off, Def, Tot), PF, TP, A, TO, Blk, Stl, Min.

FG % 1st Half: 11-25 44.0% 2nd half: 11-22 50.0% Game: 22-47 46.8%
3FG % 1st Half: 3-6 50.0% 2nd half: 2-9 22.2% Game: 5-15 33.3%
FT % 1st Half: 9-13 69.2% 2nd half: 15-20 75.0% Game: 24-33 72.7%

Officials: Michael Stephens, Zeltou Steed, Bill Jacobson

Technical fouls: Colgate-None. USF-RIDEAU, Laquincy.

Attendance: 4992

Score by periods table for USF vs Colgate. Columns: Period, COLGATE, USF.

Points in Paint table for USF vs Colgate. Columns: Points in Paint, Off T/O, 2nd Chance, Fast Break, Bench.

Last FG - COLGATE 2nd-01:20, USF 2nd-03:29.
Largest lead - COLGATE by 6 1st-10:55, USF by 12 2nd-00:54.
COLGATE led for 23:45, USF led for 09:13. Game was tied for 06:26.

Score tied - 8 times.
Lead changed - 7 times.

GAME 9: COLGATE 74, FGCU 56



Official Basketball Box Score -- Game Totals -- Final Statistics
Colgate vs FGCU
 12/02/18 1:30 PM at Fort Myers, Fla. (Alico Arena)



Colgate 74 • 6-3

##	Player	Total			3-Ptr			Rebounds			PF	TP	A	TO	Blk	Stl	Min
		FG	FGA	FT	FTA	Off	Def	Tot	Off	Def							
10	Rayman, Will	f	3-8	1-2	4-4	1	3	4	4	11	0	1	0	1	28		
25	Ivanauskas, Rapolas	f	4-10	1-2	6-8	2	8	10	2	15	2	0	2	0	32		
12	Batt, Dana	c	4-6	0-0	0-0	0	3	3	2	8	0	1	1	0	25		
01	Burns, Jordan	g	6-15	2-6	5-7	0	6	6	0	19	6	5	0	1	34		
15	Richardson, Tucker	g	3-6	2-5	0-0	1	6	7	0	8	2	0	2	2	30		
02	Light, Zach	g	0-0	0-0	0-0	0	0	0	1	0	0	2	0	0	2		
05	Regisford, Malcolm	g	4-8	0-0	0-0	0	0	0	0	8	0	1	1	0	13		
13	Ferguson, Jack	g	1-2	1-2	0-0	0	0	0	0	3	2	0	1	0	10		
22	Baxter, Hugh	g	1-1	0-0	0-0	0	1	1	0	2	0	1	0	0	3		
30	Amiel, Francisco	g	0-2	0-2	0-0	1	2	3	0	0	1	1	0	1	23		
	Team					4	4	8									
	Totals		26-58	7-19	15-19	9	33	42	9	74	13	12	7	5	200		

FG % 1st Half: 11-31 35.5% 2nd half: 15-27 55.6% Game: 26-58 44.8%
 3FG % 1st Half: 3-10 30.0% 2nd half: 4-9 44.4% Game: 7-19 36.8%
 FT % 1st Half: 5-7 71.4% 2nd half: 10-12 83.3% Game: 15-19 78.9%

FGCU 56 • 2-8

##	Player	Total			3-Ptr			Rebounds			PF	TP	A	TO	Blk	Stl	Min
		FG	FGA	FT	FTA	Off	Def	Tot	Off	Def							
05	SCOTT Jr, RaySean	f	4-14	1-5	2-2	3	6	9	4	11	1	2	2	0	27		
21	ERNST, Brady	f	4-6	0-0	0-0	5	3	8	2	8	0	1	1	1	20		
11	CASIMIR, Schadrac	g	3-7	1-5	1-1	0	0	0	0	8	3	0	0	0	25		
22	CHEATHAM, Haanif	g	1-8	0-0	0-0	1	5	6	2	2	1	1	1	0	23		
31	MERCURIUS, Dimerio	g	2-7	1-4	0-0	1	1	2	3	5	1	1	0	1	18		
02	CATTO, Caleb	g	1-9	0-5	0-0	1	0	1	0	2	0	1	0	0	19		
04	CARLYLE, Christian	g	1-6	1-3	2-4	1	2	3	2	5	1	1	0	2	30		
03	SCOTT, Zach	g	6-12	1-4	0-1	1	4	5	1	13	2	1	0	4	25		
30	THOMAS, Brian	g	1-2	0-0	0-0	2	1	3	1	2	0	2	4	0	13		
	Team					2	2	4									
	Totals		23-71	5-26	5-8	17	24	41	15	56	9	10	8	8	200		

FG % 1st Half: 8-35 22.9% 2nd half: 15-36 41.7% Game: 23-71 32.4%
 3FG % 1st Half: 3-13 23.1% 2nd half: 2-13 15.4% Game: 5-26 19.2%
 FT % 1st Half: 0-2 0.0% 2nd half: 5-6 83.3% Game: 5-8 62.5%

Officials: Vladimir Voyard-Tadal, Steven Anderson, Jon Broska
 Technical fouls: Colgate-None. FGCU-CHEATHAM, Haanif.
 Attendance: 2858

Score by periods	1st	2nd	Total
Colgate	30	44	74
FGCU	19	37	56

Points	In	Off	2nd	Fast	Bench
COLGAT	Paint	T/O	Chance	Break	
COLGAT	30	11	9	0	13
FGCU	32	15	6	6	22

Last FG - COLGATE 2nd-03:14, FGCU 2nd-00:59.
 Largest lead - COLGATE by 31 2nd-05:49, FGCU by 11st-17:30.
 COLGATE led for 37:39, FGCU led for 01:19, Game was tied for 00:58.

Score tied - 2 times.
 Lead changed - 4 times.

GAME 10: COLGATE 64, COLUMBIA 62



Official Basketball Box Score -- Game Totals -- Final Statistics
Colgate vs Columbia
 12/9/18 7:02 p.m. at New York (Levien Gymnasium)



Colgate 64 • 7-3

##	Player	Total			3-Ptr			Rebounds			PF	TP	A	TO	Blk	Stl	Min
		FG	FGA	FT	FTA	Off	Def	Tot	Off	Def							
25	Ivanauskas, Rapolas	f	4-11	1-2	0-0	3	6	9	2	9	2	1	1	1	32		
12	Batt, Dana	c	3-3	0-0	0-0	0	0	0	0	2	6	0	0	1	20		
01	Burns, Jordan	g	8-15	2-6	0-0	0	2	2	2	18	4	6	0	2	32		
10	Rayman, Will	g	2-12	0-6	3-4	3	5	8	2	7	0	1	1	0	32		
15	Richardson, Tucker	g	1-3	1-3	0-0	0	6	6	0	3	2	3	0	1	31		
05	Regisford, Malcolm	g	3-4	0-0	0-2	1	2	3	1	6	0	0	0	0	15		
13	Ferguson, Jack	g	2-4	1-3	0-0	0	3	3	0	5	3	1	0	2	17		
30	Amiel, Francisco	g	3-7	3-6	1-2	2	0	2	1	10	1	0	0	1	21		
	Team					1	0	1									
	Totals		26-59	8-26	4-8	10	24	34	10	64	12	12	3	7	200		

FG % 1st Half: 14-31 45.2% 2nd half: 12-28 42.9% Game: 26-59 44.1%
 3FG % 1st Half: 4-12 33.3% 2nd half: 4-14 28.6% Game: 8-26 30.8%
 FT % 1st Half: 4-6 66.7% 2nd half: 0-2 0.0% Game: 4-8 50.0%

Columbia 62 • 1-6

##	Player	Total			3-Ptr			Rebounds			PF	TP	A	TO	Blk	Stl	Min
		FG	FGA	FT	FTA	Off	Def	Tot	Off	Def							
22	Nweke, Ike	f	4-5	0-0	0-0	2	0	2	1	8	0	3	0	0	9		
33	Bibbs, Tai	f	0-1	0-1	0-0	0	1	1	0	0	0	0	0	0	9		
04	Hunter, Rodney	g	2-3	0-1	0-0	1	2	3	1	4	0	2	1	0	21		
15	Stefanini, Gabe	g	3-11	2-3	0-0	1	5	6	2	8	2	4	0	2	34		
21	Smith, Mike	g	4-13	1-7	1-1	0	1	1	2	10	8	1	0	3	40		
03	Tape, Patrick	g	1-2	0-0	0-0	0	3	3	0	2	0	2	0	1	16		
10	Adlesh, Quinton	g	4-10	4-9	0-0	0	1	1	3	12	1	0	0	1	23		
13	Brumant, Randy	g	4-6	1-3	0-0	4	7	11	0	9	2	2	1	1	20		
20	Killingsworth, Jake	g	2-6	2-5	0-0	0	2	2	1	6	3	0	0	0	20		
32	Ellis, Maka	g	1-2	1-2	0-0	0	2	2	0	3	0	1	0	0	8		
	Team					1	1	2									
	Totals		25-59	11-31	1-1	9	25	34	10	62	16	15	2	8	200		

FG % 1st Half: 10-26 38.5% 2nd half: 15-33 45.5% Game: 25-59 42.4%
 3FG % 1st Half: 3-13 23.1% 2nd half: 8-18 44.4% Game: 11-31 35.5%
 FT % 1st Half: 0-0 0.0% 2nd half: 1-1 100.0% Game: 1-1 100.0%

Officials: Garrick Shannon, Lionel Butler, Chris Boehm
 Technical fouls: Colgate-None, Columbia-None.
 Attendance: 749

Score by periods	1st	2nd	Total
Colgate	36	28	64
Columbia	23	39	62

Points	In	Off	2nd	Fast	Bench
COLGAT	Paint	T/O	Chance	Break	
COLGAT	34	15	14	6	21
COL	26	7	11	7	32

Last FG - COLGATE 2nd-01:41, COL 2nd-03:38.
 Largest lead - COLGATE by 15 2nd-19:28, COL by 2 1st-19:12.
 COLGATE led for 36:58, COL led for 02:14, Game was tied for 00:48.

Score tied - 0 times.
 Lead changed - 3 times.

2018-19 COLGATE RAIDERS

RADIO/TV ROSTER



0 Nelly Cummings
So. • G • 6-0 • 180
Midland, Pa.



1 Jordan Burns
So. • G • 6-0 • 175
San Antonio, Texas



2 Zach Light
Fr. • G • 6-3 • 195
New York, N.Y.



4 Sam Lindgren
Sr. • F • 6-6 • 210
Doylestown, Pa.



5 Malcolm Regisford
Sr. • F/C • 6-8 • 225
Woodland Hills, Calif.



10 Will Rayman
Jr. • F • 6-8 • 210
New York, N.Y.



12 Dana Batt
Sr. • C • 6-9 • 225
Fort Wayne, Ind.



13 Jack Ferguson
So. • G • 6-3 • 175
Fort Wayne, Ind.



15 Tucker Richardson
Fr. • F • 6-5 • 205
Flemington, N.J.



21 David Maynard
So. • G • 6-4 • 190
Herriman, Utah



22 Hugh Baxter
So. • F • 6-8 • 210
Melbourne, Australia



23 Milan Williams
Jr. • G • 6-3 • 205
Detroit, Mich.



25 Rapolas Ivanauskas
Jr. • F • 6-10 • 225
Barrington, Ill.



30 Francisco Amiel
Sr. • G • 6-2 • 180
Miratego, Portugal

COLGATE COACHING STAFF



Matt Langel
Head Coach
Penn '00 - 8th season



Dave Klatsky
Assistant Coach
Penn '03 - 8th season



Mike Jordan
Assistant Coach
Penn '00 - 7th season



Pat Moore
Assistant Coach
Colgate '15 - 1st season



Patrick Stasiak
Director of Basketball Operations
Cortland '17 - 1st season



Justin Cayea
Video Coordinator
Saint Leo '17 - 2nd season



Leslie Cowen
Athletic Trainer
Michigan State '06 - 8th season