



2017 Penn State Softball Notes

2017 Schedule / Results

Overall: 22-29 | Big Ten: 8-12

February

| | | |
|---------|-----------------------|-------------|
| Feb. 10 | vs. McNeese State \$ | L, 4-1 |
| Feb. 10 | at No. 4 LSU \$ | W, 7-3 |
| Feb. 11 | vs. Oklahoma State \$ | L, 1-0 |
| Feb. 11 | at No. 4 LSU \$ | L, 14-1 (5) |
| Feb. 12 | vs. McNeese State \$ | L, 6-0 |
| Feb. 17 | at Georgia Tech ^ | W, 3-2 |
| Feb. 18 | vs. Virginia Tech ^ | W, 1-0 (8) |
| Feb. 18 | at Georgia Tech ^ | W, 8-3 |
| Feb. 19 | vs. Virginia Tech ^ | W, 7-1 |
| Feb. 25 | at Coastal Carolina # | L, 3-1 |
| Feb. 25 | vs. Campbell # | L, 9-5 (10) |
| Feb. 26 | vs. Cleveland State # | W, 9-0 (5) |
| Feb. 26 | vs. Morehead State # | L, 1-0 |

March

| | | |
|----------|------------------------|-------------|
| March 3 | vs. Idaho State & | W, 5-2 |
| March 3 | at Colorado State & | L, 4-0 |
| March 4 | vs. Idaho State & | L, 12-6 |
| March 4 | at Colorado State & | L, 6-5 |
| March 5 | vs. Buffalo & | W, 14-1 (5) |
| March 8 | vs. No. 8 Washington | L, 13-1 (5) |
| March 9 | at No. 4 Washington | L, 9-1 (5) |
| March 10 | vs. South Dakota % | W, 6-2 |
| March 10 | at No. 8 Washington % | L, 15-0 (5) |
| March 18 | vs. Niagara @ | W, 13-4 |
| March 18 | at George Washington @ | W, 4-2 |
| March 19 | vs. Niagara @ | W, 7-1 |
| March 19 | at George Washington @ | L, 7-2 |
| March 24 | at No. 19 Michigan * | L, 3-0 |
| March 25 | at No. 19 Michigan * | L, 13-0 (5) |
| March 26 | at No. 19 Michigan * | L, 17-0 (5) |
| March 29 | at Pittsburgh | L, 7-1 |

April

| | | |
|----------|----------------------------|--------------------|
| April 1 | INDIANA * | L, 6-1 |
| April 1 | INDIANA * | W, 3-2 |
| April 2 | INDIANA * | W, 2-1 |
| April 7 | at Michigan State * | W, 7-3 |
| April 8 | at Michigan State * | L, 11-3 (5) |
| April 9 | at Michigan State * | L, 6-4 |
| April 12 | No. 25 OHIO STATE * | W, 2-1 |
| April 12 | No. 25 OHIO STATE * | L, 10-7 |
| April 14 | at Nebraska * | L, 2-1 (8) |
| April 15 | at Nebraska * | L, 5-4 |
| April 16 | at Nebraska * | L, 6-4 |
| April 19 | BUCKNELL (DH) | W, 1-0 |
| April 19 | BUCKNELL | W, 6-5 |
| April 21 | RUTGERS | W, 11-9 (8) |
| April 22 | RUTGERS * | W, 7-0 |
| April 23 | RUTGERS * | L, 6-4 |
| April 26 | SAINT FRANCIS (DH) | L, 2-0 |
| April 26 | SAINT FRANCIS | L, 1-0 (8) |
| April 28 | at Maryland * | W, 10-3 |
| April 29 | at Maryland * | L, 2-1 (11) |
| April 30 | at Maryland * | W, 7-5 |

May

| | | |
|--------|-----------------------|---------------|
| May 5 | MINNESOTA * | 6 p.m. |
| May 6 | MINNESOTA * | 2 p.m. |
| May 7 | MINNESOTA * | 1 p.m. |
| May 11 | at Big Ten Tournament | TBA |
| May 12 | at Big Ten Tournament | TBA |
| May 13 | at Big Ten Tournament | TBA |

BOLD CAPS - Home Games at Beard Field
 * - Conference game \$ - LSU Tournament
 ^ - Big Ten/ACC Challenge
 # - Chanticleer Showdown
 & - Colorado State Classic
 % - Husky Classic
 @ - GW Capital Classic
 All Times Eastern

THE MATCHUP



**PENN STATE
NITTANY LIONS**

GoPSUSports.com

VS



**MINNESOTA
GOLDEN GOPHERS**

GopherSports.com

2017 Record 22-29 (8-12, B1G)
Last Game W, 7-5 at Maryland
Head Coach Amanda Lehotak
Series Record Minnesota leads, 38-18
Last Meeting L, 16-2 (5) - April 26, 2014

2017 Record 48-3 (19-1, B1G)
Last Game W, 12-2 (5) vs. Purdue
Head Coach Jessica Allister
Live Stats GoPSUsports.com
Video GoPSUNow (5/5, 5/7), BTN (5/6)

PROBABLE STARTERS

| Pos. | No. | Name | AVG | H | RBI |
|------|-----|--------------------|------|----|-----|
| C | 26 | Delaney Elling | .244 | 30 | 13 |
| 1B | 52 | Kristina Brackpool | .289 | 46 | 29 |
| 2B | 21 | Gianna Arrizurieta | .165 | 13 | 4 |
| SS | 42 | Toni Polk | .291 | 43 | 18 |
| 3B | 77 | Shelby Miller | .286 | 38 | 32 |
| LF | 9 | Tori Dubois | .362 | 51 | 29 |
| CF | 15 | Rebecca Ziegler | .321 | 51 | 25 |
| RF | 11 | Sam Shanahan | .171 | 13 | 9 |
| DP | 3 | Christa Wagner | .214 | 6 | 2 |

| Pos. | Name | L/R | W-L | ERA | APP | GS |
|------|------------------|-----|------|------|-----|----|
| P | Marlaina Laubach | R | 11-9 | 2.91 | 30 | 21 |
| P | Madison Shaffer | R | 1-3 | 3.92 | 11 | 2 |
| P | Madison Seifert | R | 4-9 | 4.23 | 22 | 15 |
| P | Jessica Cummings | L | 3-4 | 4.60 | 16 | 7 |
| P | Madey Smith | R | 3-4 | 5.48 | 14 | 6 |
| P | Amanda Ferlisi | R | 0-0 | 7.00 | 3 | 0 |



NOTES AND HEADLINES

PENN STATE CLOSES OUT 2017 REGULAR SEASON WITH NO. 4 MINNESOTA

The Penn State softball team will cap of its 2017 regular season campaign Friday, May 5-Sunday, May 7 when it welcomes the No. 4 Golden Gophers of Minnesota to Nittany Lion Softball Park and Beard Field for a three-game Big Ten Conference series. The Nittany Lions and the Golden Gophers are set for game one of the series Friday, May 5 at 6 p.m. and will play game two live on the Big Ten Network Saturday, May 6 at 2 p.m. Penn State will celebrate its six seniors Sunday, May 7 prior to the 1 p.m. game against Minnesota.

CATCHING THE GAME AT HOME

Fans who are unable to make it out to Nittany Lion Softball Park and Beard Field can watch Friday and Sunday's games live on GoPSUNow, while Saturday's game will be aired live on the Big Ten Network with **Lisa Byington** and **Carol Bruggeman** on the call.

SERIES HISTORY WITH MINNESOTA

The weekend series will mark the first time that the two teams have met on the field since the 2014 season with Minnesota taking all three games. The Golden Gophers hold the 38-18 all-time series advantage and are 14-8 when playing Penn State in Happy Valley. The Nittany Lions will be looking for their first win over Minnesota since the 2012 campaign when it won two games.

QUICK FACTS

2017 ROSTER

PENN STATE UNIVERSITY

Location University Park, Pa.
 Founded 1855
 Enrollment 47,261
 Nickname Nittany Lions
 Colors Blue and White
 Conference Big Ten Conference
 Home Facility Nittany Lion Softball Park (1,084)
 President Dr. Eric J Barron
 Director of Athletics Sandy Barbour
 Senior Women's Administrator Charmelle Green
 Faculty Representative Dr. Linda Caldwell
 Athletics Website www.GoPSUsports.com

COACHING STAFF

Head Coach Amanda Lehotak (Fourth Year)
 Alma Mater Nebraska-Omaha '03
 Overall Record 283-323 (10 Years)
 Record at Penn State 88-109 (Three Years)
 Email ajl22@psu.edu
 Assistant Coach Sarah Sigrest (Second Year)
 Alma Mater Jacksonville '12
 Email szs34@psu.edu
 Assistant Coach Jennifer Abrams (First Year)
 Alma Mater Providence '11
 Email jea41@psu.edu

NITTANY LION SOFTBALL PARK

Office Phone (814) 865-0936
 Office Fax (814) 863-8120
 Office 302 Nittany Lion Softball Park
 Park Avenue
 University Park, Pa. 16802

TEAM INFORMATION

2016 Overall Record 30-24
 2016 Big Ten Record (Finish) 14-9 (4th)
 Starters Returning/Lost 5/5
 Position Players Returning/Lost 11/7
 Pitchers Returning/Lost 3/2
 Letterwinners Returning/Lost 15/8
 Newcomers 5

PROGRAM HISTORY

First Varsity Year 1965
 All-Time Record 1,018-991-3 (51 Years)
 All-Time Big Ten Record 209-352-1 (25 Years)
 NCAA Postseason Appearances 10
 All-Time NCAA Tournament Record 12-20
 NFCA All-Americans 4
 Academic All-Americans 16
 First Team All-Big Ten Selections 13
 Second Team All-Big Ten Selections 23
 Third Team All-Big Ten Selections 22

ATHLETIC COMMUNICATIONS

Softball Contact Megan Samassa
 Office Phone 814-865-7993
 Cell Phone 810-223-3700
 Email mps5768@psu.edu
 Fax 814-863-3165
 Mailing Address 101 Bryce Jordan Center
 University Park, Pa. 16802

2017 PENN STATE SOFTBALL NUMERICAL ROSTER

| No. | Name | Pos. | Year | B/T | Hometown/High School |
|-----|--------------------|--------|-------|-----|---|
| 1 | Jessica Cummings | P | Jr. | L/R | Owings, Md./Northern |
| 2 | Jessica Haug | INF | Sr. | R/R | Jamison, Pa./Central Bucks East |
| 3 | Christa Wagner | OF | Fr. | L/R | Plainville, Mass./King Phillip |
| 5 | Amanda Ferlisi | P | Fr. | R/R | Hamilton, N.J./Notre Dame |
| 6 | Madison Shaffer | P | So. | L/R | New Castle, Pa./Neshannock |
| 7 | Marlaina Laubach | P | Sr. | R/R | Northampton, Pa./Northampton |
| 9 | Tori Dubois | UTL | So. | R/R | Mt. Vernon, N.H./Bishop Guertin |
| 11 | Sam Shanahan | INF | Sr. | R/R | Seattle, Wash./Bishop Blanchet |
| 13 | Mia Monopoli | C | R-Jr. | R/R | San Francisco, Calif./Acalanes |
| 15 | Rebecca Ziegler | OF | R-So. | L/R | Tucson, Ariz./Canyon del Oro |
| 18 | Madey Smith | P | Fr. | R/R | Washington, N.J./Warren Hills Regional |
| 21 | Gianna Arrizurieta | INF | Jr. | R/R | Pembroke Pines, Fla./American Heritage Plantation |
| 25 | Destiny Weber | C/INF | Fr. | R/R | Grafton, Ohio/Keystone |
| 26 | Delaney Elling | C/INF | Fr. | R/R | Washington, Pa./Trinity |
| 42 | Toni Polk | INF/OF | So. | L/R | Niagara Falls, N.Y./Niagara Falls |
| 51 | Madison Seifert | P | So. | R/R | Wildwood, Mo./Lafayette |
| 52 | Kristina Brackpool | INF | Sr. | R/R | Valencia, Calif./Valencia |
| 77 | Shelby Miller | INF | Sr. | L/R | Sugar Land, Texas/Kempner |
| 82 | Meghan Williams | INF | So. | R/R | Bethlehem, Pa./Salisbury |

2017 PENN STATE SOFTBALL ALPHABETICAL ROSTER

| No. | Name | Pos. | Year | B/T | Hometown/High School |
|-----|--------------------|--------|-------|-----|---|
| 21 | Gianna Arrizurieta | INF | Jr. | R/R | Pembroke Pines, Fla./American Heritage Plantation |
| 52 | Kristina Brackpool | INF | Sr. | R/R | Valencia, Calif./Valencia |
| 1 | Jessica Cummings | P | Jr. | L/R | Owings, Md./Northern |
| 9 | Tori Dubois | UTL | So. | R/R | Mt. Vernon/Bishop Guertin |
| 26 | Delaney Elling | C/INF | Fr. | R/R | Washington, Pa./Trinity |
| 5 | Amanda Ferlisi | P | Fr. | R/R | Hamilton, N.J./Notre Dame |
| 2 | Jessica Haug | INF | Sr. | R/R | Jamison, Pa./Central Bucks East |
| 7 | Marlaina Laubach | P | Sr. | R/R | Northampton, Pa./Northampton |
| 77 | Shelby Miller | INF | Sr. | L/R | Sugar Land, Texas/Kempner |
| 13 | Mia Monopoli | C | R-Jr. | R/R | San Francisco, Calif./Acalanes |
| 42 | Toni Polk | INF/OF | So. | L/R | Niagara Falls, N.Y./Niagara Falls |
| 51 | Madison Seifert | P | So. | R/R | Wildwood, Mo./Lafayette |
| 6 | Madison Shaffer | P | So. | L/R | Elwood City, Pa./Neshannock |
| 11 | Sam Shanahan | INF | Sr. | R/R | Seattle, Wash./Bishop Blanchet |
| 18 | Madey Smith | P | Fr. | R/R | Washington, N.J./Warren Hills Regional |
| 3 | Christa Wagner | OF | Fr. | L/R | Plainville, Mass./King Phillip |
| 25 | Destiny Weber | C/INF | Fr. | R/R | Grafton, Ohio/Keystone |
| 82 | Meghan Williams | INF | So. | R/R | Bethlehem, Pa./Salisbury |
| 15 | Rebecca Ziegler | OF | R-So. | L/R | Tucson, Ariz./Canyon del Oro |

Head Coach: Amanda Lehotak (Fourth Season)
Assistant Coach: Sarah Sigrest (Second Season)
Assistant Coach: Jennifer Abrams (First Season)

PRONUNCIATIONS

Gianna Arrizurieta Gee-on-AH
 AH-RIH-zur-E-et-AH
 Tori Dubois Do-Boys
 Jessica Haug Hey-g
 Amanda Ferlisi Fur-lee-see
 Marlaina Laubach Law-bok
 Amanda Lehotak Leh-HO-tack
 Madison Seifert Sy-fert
 Sarah Sigrest Sigh-grest
 Rebecca Ziegler Zig-lurr

BIG TEN STANDINGS

2017 NOTES AND HEADLINES

| | BIG TEN | | OVERALL | |
|-------------------|-------------|-------------|--------------|-------------|
| | W-L | % | W-L | % |
| Minnesota | 19-1 | .950 | 48-3 | .941 |
| Michigan | 17-3 | .850 | 38-10-1 | .786 |
| Illinois | 13-4 | .765 | 35-13 | .729 |
| Ohio State | 13-7 | .650 | 30-14 | .682 |
| Nebraska | 13-7 | .650 | 24-25 | .490 |
| Michigan State | 9-11 | .450 | 27-20 | .574 |
| Wisconsin | 8-11 | .420 | 29-14 | .674 |
| Indiana | 8-12 | .400 | 22-28 | .440 |
| Penn State | 8-12 | .400 | 22-29 | .431 |
| Iowa | 8-12 | .400 | 18-29 | .383 |
| Northwestern | 6-12 | .333 | 20-27 | .426 |
| Purdue | 6-14 | .300 | 17-35 | .327 |
| Rutgers | 4-14 | .222 | 13-333 | .283 |
| Maryland | 3-15 | .167 | 10-35-1 | .228 |

On Deck This Week

Tuesday, May 2

Northern Illinois 6, Wisconsin 4
 Eastern Illinois 4, Illinois 3
 Michigan 8, Western Michigan 0

Wednesday, May 3

Maryland 4, Rutgers 3
 Northwestern 7, Illinois 4
 Rutgers 4, Maryland 3
 Northwestern 4, Illinois 3
 Ohio State 3, Kent State 0

Friday, May 5

Michigan at Rutgers, 3 p.m.
 Ohio State at Illinois, 6 p.m.
 Michigan State at Indiana, 6 p.m.
 Wisconsin at Maryland, 6 p.m.
Minnesota at Penn State, 6 p.m.
 Northwestern at Iowa, 7 p.m.

Saturday, May 6

Ohio State at Illinois, 1 p.m.
 Wisconsin at Maryland, 1 p.m.
 Michigan at Rutgers, 1 p.m.
 Michigan State at Indiana, 2 p.m.
Minnesota at Penn State, 2 p.m.
 Northwestern at Iowa, 3 p.m.
 Nebraska at Purdue, 6 p.m.

Sunday, May 7

Ohio State at Illinois, 1 p.m.
 Michigan State at Indiana, 1 p.m.
 Wisconsin at Maryland, 1 p.m.
Minnesota at Penn State, 1 p.m.
 Nebraska at Purdue, 1 p.m.
 Michigan at Rutgers, 1 p.m.
 Northwestern at Iowa, 2 p.m.

PENN STATE AGAINST RANKED OPPONENTS IN 2017

The Nittany Lion's games against No. 4 Minnesota will mark the fifth ranked opponent that Penn State has played in the 2017 campaign. The Blue and White opened up the 2017 season with a 7-3 victory over then-No. 4 LSU before earning a 2-1 victory over No. 25 Ohio State at Nittany Lion Softball Park and Beard Field. The Nittany Lions have also taken on then-No. 8 Washington and then-No. 19 Michigan on the road in the 2017 campaign.

DUBOIS LEADING THE BIG TEN CONFERENCE AT THE PLATE

Sophomore **Tori Dubois** has made a name for herself in her second season donning the Blue and White. The starting left fielder is currently hitting at a .362 clip for the 2017 season and even more impressively a .492 clip in Big Ten Conference games. Dubois has turned on her hitting since B1G play opened as 31 of her 51 total hits have come against conference opponents, which leads the league. Furthermore, 19 of Dubois's 29 total RBIs have come in Big Ten Conference games. Last week, the Mt. Vernon, New Hampshire native tallied seven hits and drove in four RBIs in 16 at-bats for a .438 batting average and an .875 slugging percentage. Dubois also drew two walks and scored four runs for Penn State, while notching two multi-hit games and two multi-RBI contests.

LAUBACH BECOMES ALL-TIME APPEARANCE LEADER

With her relief appearance against Maryland, senior **Marlaina Laubach** became the all-time pitching appearance leader for Penn State, making her 135th career appearance donning the Blue and White. The Northampton, Pennsylvania has made 93 career starts with 45 wins in 589.1 innings in the circle. Laubach's 589.1 innings ranks No. 6 all-time, while her 318 strikeouts rank seventh in Penn State softball laurels.

NITTANY LIONS MOST SUCCESSFUL WHEN...

Penn State has struggled in the first inning with keeping the opposition from scoring but work well being behind as it is outscoring its opponents in both the second inning and the sixth inning. The Nittany Lions have established themselves as the cardiac kids, outscoring opponents 30-9 in the sixth inning. Furthermore, Penn State has been very successful with bases loaded, hitting .362 as a team with **Sam Shanahan** and **Shelby Miller** hitting .667 when the bases are juiced.

CUMMINGS HOLDS STRONG IN HOME STATE

Junior **Jessica Cummings** returned to her home state of Maryland for Penn State's three-game against the Terrapins. The Owings, Maryland native got the ball for game two of the series, pitching 10.2 innings with six strikeouts in the 2-1 loss. The junior right-handed hurler brought her earned run average down by an entire point after her almost 11 inning outing, giving up just two runs and six hits.

Amanda Lehotak at a Glance



Amanda Lehotak enter her fourth season as the Penn State softball head coach in 2017.

Lehotak led Penn State to its most successful season since the 2011 campaign with a 30-24 overall record and a fourth-place 14-9 record in the Big Ten Conference, breaking three offensive records in the process. The 2016 Nittany Lions posted a record-breaking .314 batting average with 468 hits that included 75 doubles. The Blue and White got off to

its best start in conference action in the history of the program with an 11-3 record before winning a program-best five conference series and sweeping three B1G series in 2016. Penn State carried an 11-game win streak at Nittany Lion Softball Park and Beard Field, sweeping two conference series at home. The Blue and White secured 14 wins in 2016, which ranks second in program history and earned 10 wins for just the eighth time in program history. Furthermore, the Nittany Lions reached its 10 conference victories in fewer games than any other team as it took just 13 conference contests. The Nittany Lion offense had 23 games with 10-or-more hits and scored 10-or-more runs on nine occasions. After the conclusion of conference play, the Blue and White paced the conference with 457 hits, while ranking third with a .317 batting average and a .969 fielding percentage.

In 2016, senior Macy Jones broke the Penn State career RBI record and walk record with 137 career RBI and 100 career walks donning the Blue and White. Furthermore, under Lehotak's tutelage, Jones ranks in the top-10 in six single season batting categories and nine career batting categories at Penn State. Senior Lexi Knief also closed out her career in the top-10 of seven career batting categories for the Nittany Lions. Sophomore Alyssa VanDerveer tied the single game RBI record, driving in seven against Fordham and broke the single season RBI record with 50. VanDerveer found her name in the career batting record book four times after her sophomore campaign, ranking fourth in home runs with 24 after two seasons. The Nittany Lions also saw two other single game career records in 2016 with Jones tying the single game home runs record with two against Michigan State and Tori Dubois knocking three doubles against Michigan State. Finally, juniors Shelby Miller and Kristina Brackpool both found their names in the Penn State career record books with Miller ranking in the top-15 in batting average and RBI and Brackpool ranking in the top-10 in career home runs.

Defensively, Penn State finished the season ranked third in the Big Ten with a .969 fielding percentage, while senior Reina Furuya tied for third all-time in single game assists with eight against Saint Francis. In the circle, Marlaina Laubach established herself as the ace for Lehotak, tying for third in Penn State season history with 41 appearances and ranking fourth with 29 starts. Laubach also ranks 15th in innings pitched, tossing 165.2 for the Nittany Lions in the 2016 campaign.

The Blue and White advanced to the Big Ten Tournament semifinals for just the third time in program history with three student-athletes earning First Team All-Big Ten honors. Seniors Macy Jones and Lexi Knief and sophomore Alyssa VanDerveer earned the honor, marking the first time since 2013 that Penn State has had a first team honoree and the second time in program history that the Nittany Lions have had three first team nods. VanDerveer and Shelby Miller notched Big Ten All-Tournament team honors with VanDerveer knocking a grand slam in the quarterfinal and Miller being solid both offensively and defensively. Jones capped off her career as a NFCA All-Great Lakes Region First Team honoree and Knief earned third team honors for the second-straight season. In the classroom, 13 players earned Academic All-Big Ten honors for the Blue and White in the 2015-16 academic year.

| Year | School | Overall | Conf |
|-----------------|-------------------|----------------|----------------|
| 2007 | Jacksonville | 15-43 | 4-14 |
| 2008 | Jacksonville | 21-39 | 5-17 |
| 2009 | Jacksonville | 24-31 | 7-13 |
| 2010 | Jacksonville | 33-23 | 10-10 |
| 2011 | Jacksonville | 44-16 | 18-2 |
| 2012 | Texas-San Antonio | 24-28 | 12-8 |
| 2013 | Texas-San Antonio | 27-26 | 9-12 |
| 2014 | Penn State | 14-35 | 5-18 |
| 2015 | Penn State | 29-28 | 9-14 |
| 2016 | Penn State | 30-24 | 14-9 |
| 2017 | Penn State | 22-29 | 8-12 |
| 11 Years | Totals | 283-322 | 101-129 |

2017 NOTES AND HEADLINES

SENIOR PROFILES

The Penn State softball team will recognize the careers of six student-athletes this Sunday against Minnesota. Below is a brief recap of their four-year careers donning the Blue and White.

- **Kristina Brackpool** - Brackpool has appeared in 180 games with 169 starts for the Nittany Lions. The Valencia, California native currently ranks ninth in Penn State home run laurels with 19 home runs in her career donning the Blue and White. Brackpool has tallied 143 career hits and driven in 106 RBIs to ranks No. 7 in Penn State laurels. Brackpool will graduate in 2019 with a degree in kinesiology.
- **Jessica Haug** - After walking on in the 2016 campaign, Haug has appeared in 28 games with six starts in her senior season. The Jamison, Pennsylvania native was named a 2016 NFCA scholar-athlete and is graduating with a degree in recreation, park and tourism management.
- **Marlaina Laubach** - In her latest appearance, Laubach broke the career appearances record with her 135th career appearance and has made 93 starts to tie for No. 3 all-time. The right-handed pitcher ranks No. 6 all-time in innings pitched (589.1) and seventh in strikeouts (318). Laubach will graduate with a degree in psychology.
- **Shelby Miller** - Miller has made 199 appearances with 197 starts in her career as a Nittany Lion. The Sugar Land, Texas native ties for second in Penn State career RBI laurels with 118 and has tallied 189 career hits to rank 13th all-time. Miller also ranks No. 10 all-time with 16 career home runs and 30 doubles. The starting third baseman will graduate with a degree in kinesiology.
- **Mia Monopoli** - After redshirting her freshman year, Monopoli appeared in 65 games with 48 starts donning the Blue and White. The San Francisco, California native has tallied 27 career hits, including six doubles and one home run. Monopoli earned Academic All-Big Ten honors and will graduate with a degree in advertising.
- **Sam Shanahan** - Shanahan made 87 appearances with 71 starts for the Nittany Lions, notching 20 hits and driving in 10 runs. The Seattle, Washington native had 59 putouts in the outfield and 43 assists. Shanahan is an Academic All-Big Ten honoree and will graduate with her degree in nutritional science.

LOOKING AHEAD AT THE B1G TOURNAMENT

The Nittany Lions could finish anywhere from the No. 6 seed to the No. 13 following the weekend series against No. 4 Minnesota. The only way Penn State could finish in the six spot is it sweeps Minnesota, Indiana takes the series from Michigan State, Maryland wins one game over Wisconsin and Iowa or Northwestern sweep the weekend. If Penn State were to go 2-1 against the Golden Gophers, the best it could finish is the No. 7 seed as long as Maryland wins the series against Wisconsin. Finally, if the Nittany Lions were to go 0-3 against Minnesota it could finish as high as the No. 9 seed and as low as No. 13 seed. The only way the Blue and White could be left out of the tournament is if Northwestern goes 3-2 on the week, Purdue sweeps Nebraska and Rutgers sweeps both Maryland and Michigan.

2017 NOTES AND HEADLINES

PSU WALKS OFF IN GAME ONE AGAINST SCARLET KNIGHTS

Sophomore **Tori Dubois** blasted a two-run home run in the bottom of the eighth inning that would give the Penn State softball team its second walk-off win of the week in an 11-9 victory over the Scarlet Knights of Rutgers in a Big Ten Conference game. The walk-off home run marked the first since the 2008 season for the Blue and White when it took a 4-3 victory over Michigan State on a **Desi Giordano** homer.

HITTING CLINIC

The Nittany Lions tallied 10-or-more hits for the 11th time this season when they tied a season-high 15 against the Scarlet Knights. For the first time in the 2017 season, every player in the Penn State lineup tallied at least one hit against Rutgers with five players tallying 2-or-more hits in the contest, three bringing in 2-or-more runs and three players hitting a home run.

NITTANY LIONS EARN SERIES VICTORY OVER RUTGERS

Despite dropping the final game of the three-game series against the Scarlet Knights of Rutgers, Penn State earned its second Big Ten Conference series victory of the 2017 season, winning the first two games of the series. The Blue and White notched 10 hits to mark the 12th time in the 2017 season and the third-straight game in which it notched 10-or-more base knocks in game two against Rutgers. Moreover, Penn State earned its fourth shutout of the season and its second in the week as it defeated Bucknell 1-0 in game one of the doubleheader Wednesday, April 19.

LATE INNING HITS KEY TO SUCCESS AGAINST BUCKNELL

The Nittany Lions were held to just three hits in game one against Bucknell before exploding for 11 hits in game two to mark the 10th time this season they have secured 10-or-more hits in a game. Penn State notched the 1-0 win in game two before coming from behind, 5-0, to take a 6-5 extra-inning victory in game two against the Bison. PSU slowly closed the gap against the Bison starting in the bottom of the sixth inning, scoring two runs before adding three in the seventh to tie it and scoring the winning run in the bottom of the eighth.

NITTANY LIONS SECURE SECOND WALK-OFF WIN OF 2017

Redshirt-sophomore **Rebecca Ziegler** propelled the Blue and White to victory, going 3-for-4 at the plate and bringing in the game-winning run on a walk-off single. The walk-off single was the second of the season for the Nittany Lions as it took a 2-1 victory over Indiana on a Sam Shanahan single earlier this season.

FRESHMAN DUO SPARKS RALLY

Freshman **Delaney Elling** also had a day at the plate for the Blue and White going 2-for-3 with three RBIs in game two against Bucknell. Elling secured the third home run of her career, driving in the first two runs of the game for the Blue and White against the Bison. Freshman **Christa Wagner** also had a big day at the plate coming into pinch hit in the bottom of the seventh inning. Wagner single up the middle and would come around to score in the seventh before seeing her second time up at the dish in the eighth inning. Again Wagner started a rally for the Nittany Lions with a bunt single and would eventually come around to score on a **Rebecca Zielger** single up the middle.

BTN PICKS UP GAME TWO AGAINST MINNESOTA

The Big Ten Network has added game two of the Minnesota series at Nittany Lion Softball Park and Beard Field to its schedule as announced Thursday, April 20. The Nittany Lions and the Golden Gophers were originally slated to play a 3 p.m. contest at Beard Field Saturday, May 6 and will now play at 2 p.m. with the game being televised by BTN. Penn State opens the series Friday, May 5 with a 6 p.m. contest against Minnesota and will celebrate the careers of its five seniors on Saturday, May 6 at 2 p.m. Finally, the Blue and White will close out the regular season Sunday, May 7 at 1 p.m. at Beard Field. Friday and Sunday's contests with the Golden Gophers will be featured on GoPSUNow free of charge for fans who are unable to make it out to Beard Field.

2017 NOTES AND HEADLINES

DUBOIS HAS BIG SHOWING IN NEBRASKA

Although the Nittany Lions suffered setbacks at Nebraska, sophomore **Tori Dubois** had a good weekend at the plate for the Blue and White. The starting left fielder went 5-for-10 at the dish for a .500 batting average while driving in five RBIs and scoring three times for the Nittany Lions. Dubois drove in four of her five runs in game three against the Cornhuskers with a single through the right side in the fifth inning and a three-run home run over the left field fence in the top of the seventh inning. The Mt. Vernon, New Hampshire native also notched the elusive inside the park home run in game two against Nebraska when she hit a ball into right center field that forced a collision and allowed her to make a trip around the bases.

PITCHING DUO LOOKS STRONG AT NEBRASKA

The pitching duo of **Marlaina Laubach** and **Madison Seifert** had a solid showing for the Nittany Lions against the Cornhuskers. Laubach pitched a total of 11.2 innings on the weekend including one complete game, sporting a 1.80 ERA for the weekend, while walking just three. Seifert tossed seven innings on the weekend and did not give up a single earned run in her loss in game two.

PSU BATTERY COMES IN CLUTCH AGAINST NO. 25 OHIO STATE

With two runners on base and a scoreless game one against the Buckeyes, freshman **Destiny Weber** knocked a double off the left field wall bringing in two runners and giving Penn State the 2-0 lead. Senior hurler **Marlaina Laubach** kept OSU from crossing home until the top of the seventh inning when they used a pickle to score a runner from third and come within one. Laubach forced a two-out ground out to third base and secured her team-leading eighth victory of the season.

PENN STATE NOTCHES SEASON-HIGH HITS AGAINST OSU

Despite not being able to come away with the victory in game two against the Buckeyes, the Nittany Lions tallied a season 15 hits, scoring seven runs. The Blue and White surpassed its previous season-high of 14 hits when it defeated Buffalo 14-1 in five innings March 5.

NITTANY LIONS EARN TWO WINS OVER TOP-25 PROGRAMS

Penn State picked up its second top-25 victory of the season when it defeated No. 25 Ohio State in the first game of a doubleheader Wednesday, April 12. The Nittany Lions started off the 2017 campaign with a 7-3 win over then-No. 4 LSU, Feb. 10. The two wins over top-25 teams mark the first time Penn State has done so since the 2009 since when it notched victories over then-No. 13 DePaul and then-No. 12 Arizona.

MILLER TIES FOR FOURTH IN CAREER RBIs

With her 27 RBIs this season, senior **Shelby Miller** has eclipsed the 100-career RBIs mark. The senior third baseman has driven in 113 career RBIs in her 194 appearances and currently ranks No. 4 in Nittany Lion career RBI laurels.

OFFENSE NOT ENOUGH AGAINST MSU

Despite outitting Michigan State 9-7 in its final game of the series, the Nittany Lions were unable to come away with the victory in the rubber match, falling 6-4. Penn State earned the 7-3 victory in game one of the series with **Shelby Miller** driving in three runs on a home run. Sophomore **Tori Dubois** led the Blue and White at the plate in the doubleheader with five hits, three RBIs and scoring three times.

ARRIZURIETA MAKES THE MOST OUT OF OPPORTUNITY

Junior right fielder **Gianna Arrizurieta** got the nod for the start in game two against Indiana in the three-game series this past weekend. Arrizurieta appeared in two games with two hits, one RBI and scored once for a .400 batting average on the weekend. The Pembroke Pines, Fla. native made the most of her opportunity, making two huge catches in right field in the Nittany Lions narrow 3-2 victory against the Hoosiers. In game three, the junior outfielder went 2-for-3 at the plate, including two doubles, while scoring the game-winning run after reaching on a fielder's choice and stealing a base. Arrizurieta also made one putout on a diving catch in right center field to save a run in the fourth inning against Indiana.

2017 NOTES AND HEADLINES

WEBER EARNS STARTS AGAINST INDIANA

After starting four games as the designated player and coming into pinch hit on six other occasions, freshman **Destiny Weber** made the first starts of her collegiate career in the field against Indiana. The freshman started three games behind the plate against the Hoosiers, catching one runner stealing. Weber also dropped a clutch hit on the left field line in the bottom of the seventh inning in game three to move **Gianna Arrizurieta** into scoring position with one out before a single into right scored the walk-off run for the Blue and White. Weber has two hits, one RBI and has scored once in her 13 appearances this season.

LAUBACH HAS SOLID OUTINGS AGAINST HOOSIERS

Senior **Marlaina Laubach** made three appearance this past week for Penn State, earning one save and one victory. The senior hurler came in with runners on second and third against with Penn State leading 3-2 and no outs against Indiana. Laubach secured all three outs the Nittany Lions needed to take the victory and earn her first save of the season. The Northampton, Pa. native came back in the series finale against the Hoosiers to throw all seven innings and allow just five hits while striking out three for her sixth win of the 2017 season.

BOTTOM OF THE ORDER PROPELS PENN STATE TO WIN

The Nittany Lions saw just six hits in the series finale against Indiana, five of which came from the bottom half of the lineup. Junior **Gianna Arrizurieta** secured the first two hits of the game and an RBI for the Blue and White hitting in the seven spot, while **Toni Polk** lined one hit and scored once. Finally, **Destiny Weber** and **Sam Shanahan** had one hit apiece for the Nittany Lions, hitting in the eight and nine spots, respectively.

SHANAHAN DRIVES IN GAME-WINNER AGAINST INDIANA

A walk-off hit into right field from senior **Samantha Shanahan** solidified the 2-1 Big Ten Conference series victory over Indiana for the Penn State softball team Sunday, April 2. The win marks the second-straight season Penn State has earned the series victory over Indiana and its first home series win over the Hoosiers since the 2012 campaign.

STRANDED BASE RUNNERS PLAGUES NITTANY LIONS

The Penn State softball team fell 7-1 to in-state opponent Pitt after stranding eight base runners in the contest. The Blue and White scored one run on a **Kristina Brackpool** single up the left field line but was unable to bring in any further runs in the contest with the Panthers. Brackpool ended the day going 3-for-4 at the plate with one RBI.

SMITH PROVES TO BE BRIGHT SPOT AT NO. 19 MICHIGAN

Freshman hurler **Madey Smith** has proven time and time again that she has what it takes to go up against the top hitters in the nation and keep them off balance. In her second career appearance, Smith gave up just one run to the powerful No. 8 Washington Huskies. This past weekend, the Washington, N.J. native threw 5.1 innings, four of which were scoreless, to No. 19 Michigan. Smith gave up just three runs while striking out three in the loss.

BRACKPOOL MOVES INTO SOLE POSSESSION OF NO. 9 SPOT

Senior **Kristina Brackpool** moved into the No. 9 all-time spot when she blasted her 19th career home run against Rutgers, April 21. With Penn State down 5-0, Brackpool launched a lead off solo home run over the left field wall to open up scoring for the Blue and White. The home run would be the start of a four run inning for Penn State.

ZIEGLER STEADY AT THE DISH

Redshirt-sophomore **Rebecca Ziegler** has been comfortable as the leadoff batter for the Blue and White but has also been a force with runners on base. The starting center fielder has driven in a team-best 18 runs, including five RBIs against Virginia Tech in the Nittany Lions 7-1 victory. Ziegler has tallied nine multi-hit games to total 32 base knocks on the season. Furthermore, Ziegler has 11 extra base hits, which includes eight doubles.

SMITH FINDING A HOME IN THE CIRCLE

After studying behind senior **Marlaina Laubach** and sophomore **Madison Seifert** in the first four weeks of the season, freshman **Madey Smith** is starting to find a place in the rotation for the Nittany Lions. Smith made her career debut in week four of the season against Colorado State and has seen action every weekend since. The right-handed hurler tossed her first collegiate complete game against George Washington striking out a career-best eight batters while giving up just three hits and two runs in the 4-2 victory.

2017 NOTES AND HEADLINES

BLUE AND WHITE EARN THREE WINS IN NATION'S CAPITAL

Penn State returned to Happy Valley with three wins after taking two games from Niagara and picking up one win over George Washington, March 18-19. The Nittany Lions earned a decisive 13-4 victory in game one against the Purple Eagles before going on to win a 4-2 game against George Washington. Penn State closed out the tournament with a 7-1 victory over Niagara and a 7-2 loss to GW.

NITTANY LIONS PICK UP ONE WIN IN SEATTLE

Penn State notched a 6-2 victory over South Dakota to open the day before falling to No. 8 Washington, 15-0, in a five-inning night game Friday, March 10 at Husky Softball Stadium. Redshirt-sophomore **Rebecca Ziegler** led Penn State at the plate with four hits on the day, recording back-to-back multi-hit games while driving in three runs for the Blue and White on a double against the Coyotes. Also recording a multi-hit game for the Nittany Lions was **Toni Polk** who tallied two base-knocks against South Dakota while **Meghan Williams** drove in two runs for the Blue and White. Senior **Marlaina Laubach** set a career-high in strikeouts in her 11th start of the season, fanning eight batters against South Dakota. The senior right-handed hurler tossed all seven innings, giving up just six hits and earning the 6-2 victory over the Coyotes.

PENN STATE NOTCHES SEASON-HIGH GAME AGAINST BUFFALO

The Nittany Lions tallied a season-best 14 hits and scored 14 runs against Buffalo on the final day of the Colorado State Classic. The Blue and White surpassed its previous season-best of 10 hits, which it had accomplished two time, while scoring nine runs in the second inning alone against the Bulls. Furthermore, four Nittany Lions notched multi-hit games and five brought in multiple RBIs.

ELLING FINDS THE LONG BALL

Freshman **Delaney Elling** found a groove at the plate as she drove in six RBIs over a four-game stretch at Colorado State. The freshman stepped up to the plate with Penn State trailing 5-1 and launched her first career grand slam over the center field wall to knot the score at 5-5 against Idaho State. Elling followed up the performance with her second career home run, this time over the left field wall, to bring in two runs for the Nittany Lions against Buffalo.

CUMMINGS NOTCHES CAREER DAY AGAINST CLEVELAND STATE

Junior **Jessica Cummings** made her second start of the season and earned her first victory over the Cleveland State Vikings at the Chanticleer Showdown. The left-handed hurler posted a career day, striking out nine batters in only five innings of work, including two innings with two strikeouts.

PITCHING DOMINANT AT BIG TEN/ACC CHALLENGE

Senior **Marlaina Laubach** pitched 15-straight innings for Nittany Lions earning both wins on Saturday in the Big Ten/ACC Challenge. Laubach picked up the 1-0 win after going eight innings against Virginia Tech and giving up just five hits and striking out four. In her second outing of the day, Laubach went seven innings against Georgia Tech, giving up eight hits and three runs.

Sophomore **Madison Seifert** also had a good weekend in the circle for the Blue and White, earning two victories. The right-handed pitcher threw 14.0 innings, matching a career-high six strikeouts at Georgia Tech in her first appearance of the weekend. Seifert gave up just three runs on the weekend for the Nittany Lions and has struck out 16 batters in 2017.

ZIEGLER'S BAT LIGHTS UP AT BIG TEN/ACC CHALLENGE

Redshirt-junior **Rebecca Ziegler** had a breakout week at the dish for Penn State, hitting at a .467 clip with seven hits in 15 at-bats. The Tucson, Ariz. native has a four-game hitting streak and a three-game RBI streak, driving in one RBI in game one against Virginia Tech and game two against Georgia Tech. In her final game of the tournament, Ziegler went 3-for-4 at the dish with two doubles and her first career home run, while driving in five RBIs for the Blue and White in its 7-1 victory. Finally, Ziegler had seven putouts in center field, while robbing one homer.

PENN STATE BATS FIND A GROOVE IN ATLANTA

In its first appearance in the Big Ten/ACC Challenge, Penn State outscored its opponents 19-6, giving up no more than three runs in any of its four games. The Nittany Lions posted back-to-back games with 10 hits while sweeping the weekend against Georgia Tech and Virginia Tech.

2017 NOTES AND HEADLINES

PENN STATE UPSETS NO. 4 LSU

After falling in its first game of the season, the Nittany Lions came back later that night to upset the No. 4 team in the nation with a 7-3 victory over LSU Friday, Feb. 10. The win over the top-ranked Tigers marked the first time that Penn State has defeated a top five team since it took a 1-0 victory over then-No. 1 Michigan, Feb. 18, 2006.

The Blue and White fell behind 1-0 in the bottom of the third back but answered with two straight multi-run innings, including a five-run third inning that chased freshman starter Maribeth Gorsuch out of the game. The Tigers brought in ace Carley Hoover to shut down the Penn State offense, however, **Shelby Miller** launched the first homer of the 2017 season for the Nittany Lions over the center field fence.

Sophomore **Madison Seifert** got the start in the circle, throwing all seven innings and keeping the powerful LSU offense to just six hits and three runs, while striking out three.

FRESHMAN MAKE IMPACT IN OPENING WEEKEND

Four freshman made appearances in the lineup during opening weekend for head coach **Amanda Lehotak**. **Delaney Elling** started all five games behind the plate and finished the weekend with a .308 batting average, tallying four hits, including one multi-hit game in her first weekend donning the Blue and White. **Destiny Weber** notched three starts as the designated players, while **Christa Wagner** started one game in the designated player slot and pinch hit twice for the Nittany Lions. Finally, **Amanda Ferlisi** came in twice as a pinch hitter for Penn State in opening weekend.

TRAVELING NITTANY LIONS

Penn State softball will hit the road for 39 of its 56 games, traveling a whopping 13,199 miles in the 2017 season. The Nittany Lions first travel to Baton Rouge, Louisiana, for the LSU Tournament before heading to Atlanta, Georgia for its first appearance in the Big Ten/ACC Challenge. The Blue and White close out the month of February in Conway, South Carolina for the Chanticleer Showdown and open the month of March at the Colorado State Classic. Penn State continues its five weeks of travel in Washington with a doubleheader against Seattle and two games in the Husky Classic. Penn State returns from spring break and travels to Washington D.C. for four games at the GW Capital Classic, March 18-19. Following a mid-week home-opener, the Nittany Lions go back on the road to Michigan and Pittsburgh and also make trips out to Michigan State, Nebraska and Maryland in the 2017 campaign.

NITTANY LIONS COMING OFF HUGE 2016 SEASON

Lehotak led Penn State to its most successful season since the 2011 campaign with a 30-24 overall record and a fourth-place 14-9 record in the Big Ten Conference, breaking three offensive records in the process. The 2016 Nittany Lions posted a record-breaking .314 batting average with 468 hits that included 75 doubles. The Blue and White got off to its best start in conference action in the history of the program with an 11-3 record before winning a program-best five conference series and sweeping three B1G series in 2016. Penn State carried an 11-game win streak at Nittany Lion Softball Park and Beard Field, sweeping two conference series at home. The Blue and White secured 14 wins in 2016, which ranks second in program history and earned 10 wins for just the eighth time in program history. Furthermore, the Nittany Lions reached its 10 conference victories in fewer games than any other team as it took just 13 conference contests. The Nittany Lion offense had 23 games with 10-or-more hits and scored 10-or-more runs on nine occasions. After the conclusion of conference play, the Blue and White paced the conference with 457 hits, while ranking third with a .317 batting average and a .969 fielding percentage.

PSU TO PLAY 17 HOME CONTESTS IN 2017

The Nittany Lions will play 17 of its 56 scheduled games in the friendly confines of the Nittany Lions Softball Park and Beard Field. Last season, Penn State played 20 regular season games at Beard Field, posting an 14-9 overall record. The Blue and White also hosted the Big Ten Softball Tournament for the first time in school history where it picked up a win over Nebraska and fell in the semifinals to Michigan. Penn State has posted a 54-51-1 overall record at Beard Field in its six year existence which is good for a .514 winning percentage.

2017 NOTES AND HEADLINES

CONFERENCE TOUR

Penn State will see a slew of representatives from several different conferences this season, taking on teams from 18 different leagues in 2017. The Nittany Lions will take on teams from the Atlantic Coast Conference (Georgia Tech, Pitt, Virginia Tech), Atlantic 10 (George Washington) Big Sky Conference (Idaho State), Big South Conference (Campbell), Big 12 (Oklahoma State), Horizon League (Cleveland State), Metro Atlantic (Niagara), Mid-American Conference (Buffalo), Mountain West Conference (Colorado State), Northeast Conference (Robert Morris, Saint Francis), Ohio Valley Conference (Morehead State), Pac 12 (Washington), Patriot League (Bucknell), Southeastern Conference (LSU), Southland Conference (McNeese State State), Summit League (South Dakota), Sun Belt Conference (Coastal Carolina) and Western Athletic Conference (Seattle).

LEHOTAK BRINGS IN FIVE FRESHMAN FOR 2017

Head coach **Amanda Lehotak** brings in five fresh faces for the 2017 season. The 2017 freshman class includes: **Delaney Elling, Amanda Ferlisi, Madey Smith, Christa Wagner** and **Destiny Weber**. The class consists of two catchers, two pitchers and one outfielder.

ABRAMS JOINS COACHING STAFF IN 2017

Jennifer Abrams comes to Happy Valley after assisting the Seton Hall Pirates for three seasons and will serve as the Penn State's hitting coach as well as work with catchers, make travel arrangements and manage camps.

Serving as the Seton Hall hitting coach for three seasons, Abrams improved eight hitting categories for the Pirates including helping the 2015 Big East Rookie of the Year to finish 20th nationally with 20 home runs in 2015. Most notably, Abrams increased the team's home runs from 27 in 2014 to 60 in 2015, while increasing slugging percentage from .378 to .459 and RBIs from 140 to 231. Abrams coached four First Team All-Big East honorees, two Second Team All-Big East honorees and one Big East Rookie of the Year in her three seasons as the hitting coach at Seton Hall. Furthermore, Abrams helped with the outfielders, devising individualized skill workouts.

13 NITTANY LIONS EARNS ACADEMIC ALL-BIG TEN HONORS IN 2016

The Penn State softball team had 13 student-athletes receive spring Academic All-Big Ten accolades following the 2016 winter semester. The honorees include: **Gianna Arrizurieta, Jessica Cummings, Reina Furuya, Shannon Good, Macy Jones, Lexi Knief, Marlaina Laubach, Shelby Miller, Erin Pond, Sam Shanahan, Mollie Sorenson, Maegan Tupinio** and **Christy Von Pusch**. To be eligible for Academic All-Big Ten selection, student-athletes must be letter-winners who are in at least their second academic year at their institution and carry a cumulative grade point average of 3.0 or higher.

PENN STATE TO STREAM SELECT HOME GAMES

The Penn State softball team will stream 14 home games in the 2017 season. The Nittany Lions will have seven games featured on BTN Plus, which will require a paid subscription to view, while seven games will be on GoPSUnow and be free to the public. Penn State's BTN Plus games include two games in its home-opening series against Indiana (April 1 and April 2), the Ohio State doubleheader (April 12), the mid-week non-conference doubleheader against Bucknell (April 19) and the opening game against Big Ten foe Rutgers (April 21). Fans can stream Penn State's series finale against Rutgers (April 23), its mid-week doubleheader against Saint Francis (April 26) and its three-game series against Minnesota (May 5-7) on GoPSUnow free of charge. Furthermore, the Nittany Lions will be featured on the Big Ten Network twice in the 2017 season with their first game against the Michigan State Spartans set to air on Friday, April 7 at 4 p.m. The Blue and White will also take on the Terrapins of Maryland live on BTN Friday, April 28 at 6 p.m.

ON DECK

Penn State will wait to find out its seeding in the 2017 Big Ten Conference Tournament which will begin Thursday, May 11 at the University of Michigan.

Penn State Team Superlatives

| | | |
|----------------|----|--|
| Batting | | |
| At bats: | 37 | at Maryland (April 29) |
| Runs scored: | 14 | vs Buffalo (March 5) |
| Hits: | 15 | 2x, last - vs Rutgers (April 21) |
| RBI: | 13 | vs Buffalo (March 5) |
| Doubles: | 4 | 2x, last - vs Rutgers (April 22) |
| Triples: | 1 | 8x, last - at Maryland (April 29) |
| Home runs: | 3 | vs Rutgers (April 21) |
| Walks: | 9 | vs. Virginia Tech (Feb. 18) |
| Strikeouts: | 16 | at No. 4 LSU (Feb. 10) |
| Sac hits: | 3 | 2x, last - vs Michigan State (April 8) |
| Stolen bases: | 5 | vs Niagara (March 18) |
| Hit into DP: | 2 | 3x, last - vs Rutgers (April 22) |

| | | |
|-----------------|----|--|
| Fielding | | |
| Putouts: | 32 | at Maryland (April 29) |
| Assists: | 17 | vs. Campbell (Feb. 25) |
| Errors: | 4 | 4x, last - at Maryland (April 29) |
| Passed balls: | 1 | 4x, last - vs Michigan State (April 8) |
| DPs turned: | 2 | vs Indiana (April 1) |

| | | |
|------------------|------|---|
| Pitching | | |
| Innings pitched: | 10.2 | at Maryland (April 29) |
| Runs allowed: | 17 | at No. 19 Michigan (March 26) |
| Earned runs: | 15 | at No. 8 Washington (March 10) |
| Walks allowed: | 8 | 2x, last - at No. 19 Michigan (March 26) |
| Strikeouts: | 10 | vs Campbell (Feb. 25) |
| Hits allowed: | 17 | vs Idaho State (March 4) |
| Doubles allowed: | 6 | vs Idaho State (March 4) |
| Triples allowed: | 2 | 2x, last - vs. No. 25 Ohio State (April 12) |
| Homers allowed: | 3 | 2x, last - vs Michigan State (April 9) |
| Wild pitches: | 4 | 3x, last - vs Niagara (March 19) |
| Hit batters: | 2 | at Colorado State (March 4) |

Penn State Individual Superlatives

| | | |
|----------------|---|--|
| Batting | | |
| At bats: | 5 | 15x, last - ARRIZURIETA, Gianna at Maryland (April 29) |
| Runs scored: | 4 | ZIEGLER, Rebecca at Maryland (April 28) |
| Hits: | 4 | POLK, Toni vs. No. 25 Ohio State (April 12) |
| RBI: | 5 | ZIEGLER, Rebecca vs. Virginia Tech (Feb. 19) |
| Doubles: | 2 | 4x, last - ARRIZURIETA, Gianna vs. Indiana (April 2) |
| Triples: | 1 | 8x, last - DUBOIS, Tori at Maryland (April 30) |
| Home runs: | 1 | 22x, last - DUBOIS, Tori at Maryland (April 28) |
| Walks: | 3 | 4x, last - ZIEGLER, Rebecca at Maryland (April 28) |
| Strikeouts: | 3 | 5x, last - ZIEGLER, Rebecca vs. Indiana (April 1) |
| Sac hits: | 2 | 3x, last - SORENSON, Mollie at Nebraska (April 16) |
| Sac flies: | 1 | 10x, last - MILLER, Shelby at Maryland (April 29) |
| Stolen bases: | 2 | SORENSON, Mollie vs Niagara (March 18) |

| | | |
|-----------------|----|--|
| Fielding | | |
| Putouts: | 15 | BRACKPOOL, Kristina vs. Campbell (Feb. 25) |
| Assists: | 7 | POLK, Toni vs. Campbell (Feb. 19) |
| Errors: | 3 | POLK, Toni vs. McNeese (Feb. 12) |

| | | |
|------------------|------|--|
| Pitching | | |
| Innings pitched: | 10.2 | CUMMINGS, Jessica at Maryland (April 28) |
| Runs allowed: | 8 | 3x, last - SEIFERT, Madison at No. 19 Michigan (March 25) |
| Earned runs: | 8 | LAUBACH, Marlaina at Washington (March 10) |
| Walks allowed: | 6 | CUMMINGS, Jessica at No. 19 Michigan (March 26) |
| Strikeouts: | 9 | CUMMINGS, Jessica vs Cleveland State (Feb. 26) |
| Hits allowed: | 9 | LAUBACH, Marlaina at George Washington (March 19) |
| Doubles allowed: | 3 | 3x, last - SMITH, Madey at No. 8 Washington (March 10) |
| Triples allowed: | 2 | 2x, last - SHAFFER, Madison vs. No. 25 Ohio State (April 12) |
| Homers allowed: | 2 | CUMMINGS, Jessica at Colorado State (March 4) |
| Wild Pitches: | 3 | 2x, last - SEIFERT, Madison at No. 19 Michigan (March 25) |
| Hit Batters: | 1 | 17x, last - SHAFFER, Madison vs. Saint Francis (April 26) |

The Last Time Penn State...

A PENN STATE HITTER...

| Feat | Date | Player/Opponent |
|------------------------|----------------|--|
| Hit Two HR in a game | March 2, 2013 | Macy Jones vs. Michigan State (W, 8-6) |
| Hit Three HR in a game | -- | N/A |
| Had 5+ Base Hits | March 15, 2008 | Danielle Kinley vs. Liberty (W, 2-1 (9)) |
| Had 5+ RBI | Feb. 19, 2017 | Rebecca Ziegler vs. Virginia Tech (W, 7-1) |
| Hit a "Walk-Off" HR | April 21, 2017 | Tori Dubois vs. Rutgers (W, 11-9) |
| Had a "Walk-Off" Hit | April 2, 2017 | Sam Shanahan vs. Indiana (W, 2-1) |

A PENN STATE PITCHER...

| Feat | Date | Player/Opponent |
|----------------------|----------------|---|
| Threw a No-Hitter | April 5, 2008 | Ashley Esparza vs. Illinois (W, 13-0) |
| Threw a Perfect Game | March 30, 2005 | Missy Beseres vs. Saint Francis (W, 12-0) |
| Had 15+ Strikeouts | April 22, 2010 | Lisa Akamine vs. Syracuse |

PENN STATE...

| Feat | Date | Player/Opponent |
|---|----------------|--|
| Shut Out an Opponent | April 22, 2017 | vs. Rutgers (W, 7-0) |
| Scored 15+ Runs | Apr. 9, 2016 | at Indiana (W, 15-7) |
| Had 20-or-more Hits | -- | N/A |
| Had 2 Grand Slams in One Game | Apr. 4, 2015 | vs. Wisconsin |
| Scored 12+ Runs in Back-to-Back Games | Apr. 8-9, 2016 | at Indiana (13, 15) |
| Scored 10+ Runs in Three-Straight Games | Apr. 6-9, 2016 | at Ohio State, at Indiana (10, 13, 15) |
| Defeated a Top 5 ranked team | Feb. 10, 2017 | at No. 4 LSU (W, 7-3) |
| Defeated a Top 10 ranked team | Feb. 10, 2017 | at No. 4 LSU (W, 7-3) |
| Defeated a Top 25 ranked team | April 25, 2017 | vs. No. 25 Ohio State (W, 2-1) |

Penn State Miscellaneous Stats

MULTIPLE HIT GAMES

| | 2 | 3 | 4 | 5+ | Tot |
|---------------------|-----------|-----------|----------|----------|-----------|
| DUBOIS, Tori | 12 | 3 | - | - | 15 |
| ZIEGLER, Rebecca | 12 | 2 | - | - | 14 |
| POLK, Toni | 7 | 2 | 1 | - | 10 |
| BRACKPOOL, Kristina | 6 | 4 | - | - | 10 |
| SORENSON, Mollie | 8 | 1 | - | - | 9 |
| MILLER, Shelby | 5 | 2 | - | - | 7 |
| ELLING, Delaney | 3 | 1 | - | - | 4 |
| ARRIZURIETA, Gianna | 3 | - | - | - | 3 |
| MONOPOLI, Mia | 2 | 1 | - | - | 3 |
| SHANAHAN, Sam | 1 | 1 | - | - | 2 |
| WAGNER, Christa | 2 | - | - | - | 2 |
| WEBER, Destiny | 1 | - | - | - | 1 |
| TEAM | 62 | 17 | 1 | 0 | 80 |

MULTIPLE RBI GAMES

| | 2 | 3 | 4 | 5+ | Tot |
|---------------------|-----------|----------|----------|----------|-----------|
| DUBOIS, Tori | 7 | - | 2 | - | 9 |
| MILLER, Shelby | 4 | 2 | 2 | - | 8 |
| BRACKPOOL, Kristina | 4 | 2 | 1 | - | 7 |
| ZIEGLER, Rebecca | 2 | 2 | - | 1 | 5 |
| POLK, Toni | 3 | 1 | - | - | 4 |
| ELLING, Delaney | 2 | 1 | 1 | - | 4 |
| SHANAHAN, Sam | 2 | - | - | - | 2 |
| MONOPOLI, Mia | 2 | - | - | - | 2 |
| WILLIAMS, Meghan | 1 | 1 | - | - | 2 |
| SORENSON, Mollie | 1 | - | - | - | 1 |
| WEBER, Destiny | 1 | - | - | - | 1 |
| TEAM | 29 | 9 | 6 | 1 | 45 |

REACHED BASE STREAKS

HITTING STREAKS

| | Longest | Current | Longest | Current |
|---------------------|---------|---------|---------|---------|
| ZIEGLER, Rebecca | 13 | 12 | | |
| MILLER, Shelby | 12 | 12 | | |
| POLK, Toni | 10 | 1 | | |
| DUBOIS, Tori | 9 | 9 | | |
| BRACKPOOL, Kristina | 8 | 4 | | |
| ELLING, Delaney | 8 | 3 | | |
| SORENSON, Mollie | 8 | 2 | | |
| SHANAHAN, Sam | 4 | - | | |
| WEBER, Destiny | 3 | - | | |
| MONOPOLI, Mia | 3 | - | | |
| ARRIZURIETA, Gianna | 3 | 1 | | |
| WAGNER, Christa | 1 | - | | |
| WILLIAMS, Meghan | 1 | - | | |
| HAUG, Jessica | 1 | 1 | | |
| WILLIAMS, Meghan | 1 | - | | |

2017 OVERALL STATISTICS

Record: 22-29 Home: 7-5 Away: 6-15 Neutral: 9-9 Big Ten: 8-12

| Player | avg | gp-gs | ab | r | h | 2b | 3b | hr | rbi | tb | slg% | bb | hp | so | gdp | ob% | sf | sh | sb-att | po | a | e | fld% |
|------------------------|------|-------|------|-----|-----|----|----|----|-----|-----|------|-----|----|-----|-----|------|----|----|--------|------|-----|----|-------|
| 9 Dubois, Tori | .362 | 51-51 | 141 | 31 | 51 | 6 | 2 | 6 | 29 | 79 | .560 | 17 | 8 | 14 | 1 | .458 | 0 | 2 | 2-3 | 94 | 5 | 2 | .980 |
| 15 Ziegler, Rebecca | .321 | 50-50 | 159 | 29 | 51 | 11 | 1 | 4 | 25 | 76 | .478 | 21 | 2 | 26 | 0 | .404 | 1 | 2 | 3-4 | 86 | 4 | 3 | .968 |
| 42 Polk, Toni | .291 | 51-51 | 148 | 27 | 43 | 8 | 3 | 1 | 18 | 60 | .405 | 11 | 3 | 27 | 1 | .350 | 1 | 5 | 6-7 | 68 | 103 | 34 | .834 |
| 52 Brackpool, Kristina | .289 | 50-50 | 159 | 19 | 46 | 8 | 0 | 4 | 29 | 66 | .415 | 11 | 2 | 28 | 0 | .343 | 0 | 3 | 3-4 | 340 | 10 | 6 | .983 |
| 77 Miller, Shelby | .286 | 50-50 | 133 | 18 | 38 | 8 | 0 | 4 | 32 | 58 | .436 | 29 | 3 | 16 | 1 | .414 | 4 | 3 | 2-4 | 47 | 94 | 7 | .953 |
| 22 Sorenson, Mollie | .272 | 38-38 | 114 | 12 | 31 | 0 | 0 | 0 | 6 | 31 | .272 | 7 | 0 | 14 | 0 | .314 | 0 | 9 | 6-8 | 60 | 48 | 5 | .956 |
| 26 Elling, Delaney | .244 | 49-49 | 123 | 12 | 30 | 4 | 0 | 3 | 13 | 43 | .350 | 23 | 2 | 17 | 1 | .372 | 0 | 4 | 0-0 | 87 | 6 | 0 | 1.000 |
| 3 Wagner, Christa | .214 | 24-9 | 28 | 11 | 6 | 0 | 0 | 0 | 2 | 6 | .214 | 1 | 0 | 6 | 0 | .241 | 0 | 0 | 3-3 | 0 | 0 | 0 | .000 |
| 13 Monopoli, Mia | .206 | 37-25 | 68 | 3 | 14 | 4 | 0 | 0 | 5 | 18 | .265 | 4 | 2 | 19 | 1 | .267 | 1 | 0 | 0-0 | 84 | 7 | 1 | .989 |
| 11 Shanahan, Sam | .171 | 42-35 | 76 | 13 | 13 | 2 | 1 | 0 | 9 | 17 | .224 | 14 | 1 | 18 | 1 | .308 | 0 | 4 | 1-1 | 22 | 1 | 1 | .958 |
| 21 Arrizurieta, Gianna | .165 | 35-26 | 79 | 5 | 13 | 2 | 0 | 0 | 4 | 15 | .190 | 5 | 0 | 4 | 2 | .209 | 2 | 3 | 1-2 | 53 | 37 | 5 | .947 |
| 2 Haug, Jessica | .154 | 28-6 | 26 | 6 | 4 | 1 | 0 | 0 | 1 | 5 | .192 | 2 | 1 | 6 | 1 | .233 | 1 | 0 | 0-0 | 7 | 0 | 0 | 1.000 |
| 25 Weber, Destiny | .147 | 22-13 | 34 | 4 | 5 | 1 | 0 | 0 | 4 | 6 | .176 | 5 | 1 | 8 | 0 | .275 | 0 | 1 | 0-0 | 30 | 3 | 0 | 1.000 |
| 82 Williams, Meghan | .118 | 11-5 | 17 | 1 | 2 | 0 | 1 | 0 | 5 | 4 | .235 | 1 | 0 | 3 | 0 | .167 | 0 | 2 | 0-0 | 8 | 1 | 0 | 1.000 |
| 5 Ferlisi, Amanda | .000 | 14-1 | 10 | 2 | 0 | 0 | 0 | 0 | 1 | 0 | .000 | 0 | 0 | 5 | 0 | .000 | 0 | 1 | 0-0 | 0 | 1 | 0 | 1.000 |
| Totals | .264 | 51 | 1315 | 193 | 347 | 55 | 8 | 22 | 183 | 484 | .368 | 151 | 25 | 211 | 9 | .348 | 10 | 39 | 27-36 | 1001 | 398 | 70 | .952 |
| Opponents | .286 | 51 | 1381 | 246 | 395 | 73 | 17 | 31 | 220 | 595 | .431 | 130 | 18 | 187 | 0 | .353 | 10 | 35 | 60-69 | 1022 | 404 | 50 | .966 |

LOB - Team (328), Opp (330). DPs turned - Team (6), Opp (18). IBB - Team (3), Dubois 1, Polk 1, Elling 1, Opp (1). Picked off - Miller 1.

(All games Sorted by Earned run avg)

| Player | era | w-l | app | gs | cg | sho | sv | ip | h | r | er | bb | so | 2b | 3b | hr | b/avg | wp | hp | bk | sfa | sha |
|---------------------|------|-------|-----|----|----|------|----|-------|-----|-----|-----|-----|-----|----|----|----|-------|----|----|----|-----|-----|
| 7 Laubach, Marlaina | 2.91 | 11-9 | 30 | 21 | 11 | 2/0 | 1 | 134.2 | 152 | 73 | 56 | 34 | 65 | 25 | 6 | 12 | .282 | 6 | 5 | 0 | 4 | 19 |
| 6 Shaffer, Madison | 3.92 | 1-3 | 11 | 2 | 1 | 0/0 | 0 | 30.1 | 41 | 32 | 17 | 13 | 17 | 7 | 4 | 0 | .311 | 9 | 3 | 1 | 0 | 6 |
| 51 Seifert, Madison | 4.23 | 4-9 | 22 | 15 | 6 | 0/0 | 0 | 82.2 | 104 | 65 | 50 | 31 | 36 | 22 | 5 | 8 | .293 | 8 | 4 | 0 | 3 | 4 |
| 1 Cummings, Jessica | 4.60 | 3-4 | 16 | 7 | 3 | 2/0 | 1 | 45.2 | 54 | 38 | 30 | 23 | 36 | 5 | 2 | 6 | .278 | 9 | 2 | 0 | 1 | 1 |
| 18 Smith, Madey | 5.48 | 3-4 | 14 | 6 | 1 | 0/0 | 0 | 38.1 | 41 | 33 | 30 | 27 | 30 | 13 | 0 | 5 | .273 | 8 | 3 | 0 | 2 | 5 |
| 5 Ferlisi, Amanda | 7.00 | 0-0 | 3 | 0 | 0 | 0/0 | 0 | 2.0 | 3 | 5 | 2 | 2 | 3 | 1 | 0 | 0 | .273 | 0 | 1 | 0 | 0 | 0 |
| Totals | 3.88 | 22-29 | 51 | 51 | 22 | 4/0 | 2 | 333.2 | 395 | 246 | 185 | 130 | 187 | 73 | 17 | 31 | .286 | 40 | 18 | 1 | 10 | 35 |
| Opponents | 3.27 | 29-22 | 51 | 51 | 24 | 10/0 | 3 | 340.2 | 347 | 193 | 159 | 151 | 211 | 55 | 8 | 22 | .264 | 20 | 25 | 0 | 10 | 39 |

PB - Team (4), Weber 2, Elling 1, Monopoli 1, Opp (8). Pickoffs - Team (0), Opp (1). SBA/ATT - Elling (23-26), Monopoli (21-25), Seifert (19-23), Laubach (16-18), Weber (16-17), Smith (11-12), Cummings (7-9), Shaffer (6-6), Ferlisi (1-1).

2017 BIG TEN STATISTICS

Record: 8-12 Home: 5-3 Away: 2-7 Neutral: 1-2 Big Ten: 8-12

| Player | avg | gp-gs | ab | r | h | 2b | 3b | hr | rbi | tb | slg% | bb | hp | so | gdp | ob% | sf | sh | sb-att | po | a | e | fld% |
|------------------------|------|-------|-----|-----|-----|----|----|----|-----|-----|------|----|----|----|-----|------|----|----|--------|-----|-----|----|-------|
| 9 Dubois, Tori | .492 | 20-20 | 63 | 18 | 31 | 5 | 2 | 5 | 19 | 55 | .873 | 4 | 4 | 7 | 1 | .549 | 0 | 1 | 0-0 | 48 | 3 | 1 | .981 |
| 26 Elling, Delaney | .304 | 18-18 | 46 | 5 | 14 | 4 | 0 | 0 | 3 | 18 | .391 | 8 | 1 | 6 | 1 | .418 | 0 | 1 | 0-0 | 18 | 1 | 0 | 1.000 |
| 42 Polk, Toni | .274 | 20-20 | 62 | 13 | 17 | 3 | 0 | 0 | 6 | 20 | .323 | 5 | 3 | 14 | 0 | .357 | 0 | 2 | 2-2 | 30 | 38 | 14 | .829 |
| 15 Ziegler, Rebecca | .254 | 20-20 | 63 | 11 | 16 | 2 | 1 | 1 | 6 | 23 | .365 | 12 | 0 | 9 | 0 | .368 | 1 | 1 | 1-1 | 43 | 2 | 1 | .978 |
| 21 Arrizurieta, Gianna | .240 | 16-16 | 50 | 3 | 12 | 2 | 0 | 0 | 4 | 14 | .280 | 2 | 0 | 2 | 2 | .264 | 1 | 3 | 1-2 | 38 | 26 | 5 | .928 |
| 52 Brackpool, Kristina | .234 | 20-20 | 64 | 7 | 15 | 4 | 0 | 1 | 14 | 22 | .344 | 6 | 1 | 11 | 0 | .310 | 0 | 2 | 2-2 | 128 | 5 | 4 | .971 |
| 77 Miller, Shelby | .220 | 20-20 | 59 | 6 | 13 | 3 | 0 | 1 | 14 | 19 | .322 | 10 | 0 | 8 | 0 | .324 | 2 | 1 | 1-1 | 23 | 36 | 4 | .937 |
| 13 Monopoli, Mia | .211 | 11-5 | 19 | 2 | 4 | 1 | 0 | 0 | 0 | 5 | .263 | 1 | 0 | 4 | 0 | .250 | 0 | 0 | 0-0 | 13 | 2 | 0 | 1.000 |
| 2 Haug, Jessica | .200 | 11-3 | 10 | 2 | 2 | 0 | 0 | 0 | 1 | 2 | .200 | 2 | 0 | 3 | 0 | .308 | 1 | 0 | 0-0 | 2 | 0 | 0 | 1.000 |
| 25 Weber, Destiny | .190 | 12-9 | 21 | 3 | 4 | 1 | 0 | 0 | 3 | 5 | .238 | 3 | 0 | 4 | 0 | .292 | 0 | 1 | 0-0 | 30 | 3 | 0 | 1.000 |
| 3 Wagner, Christa | .188 | 8-6 | 16 | 4 | 3 | 0 | 0 | 0 | 2 | 3 | .188 | 1 | 0 | 2 | 0 | .235 | 0 | 0 | 0-0 | 0 | 0 | 0 | .000 |
| 22 Sorenson, Mollie | .167 | 11-11 | 30 | 1 | 5 | 0 | 0 | 0 | 2 | 5 | .167 | 1 | 0 | 4 | 0 | .194 | 0 | 4 | 0-1 | 12 | 12 | 0 | 1.000 |
| 11 Shanahan, Sam | .045 | 14-11 | 22 | 1 | 1 | 0 | 0 | 0 | 2 | 1 | .045 | 5 | 1 | 5 | 0 | .250 | 0 | 2 | 0-0 | 7 | 0 | 1 | .875 |
| 5 Ferlisi, Amanda | .000 | 9-1 | 5 | 2 | 0 | 0 | 0 | 0 | 0 | 0 | .000 | 0 | 0 | 2 | 0 | .000 | 0 | 1 | 0-0 | 0 | 0 | 0 | .000 |
| Totals | .258 | 20 | 530 | 78 | 137 | 25 | 3 | 8 | 76 | 192 | .362 | 60 | 10 | 81 | 4 | .342 | 5 | 19 | 7-9 | 397 | 155 | 31 | .947 |
| Opponents | .299 | 20 | 552 | 106 | 165 | 29 | 9 | 13 | 96 | 251 | .455 | 56 | 7 | 54 | 0 | .368 | 4 | 15 | 24-28 | 407 | 165 | 22 | .963 |

LOB - Team (139), Opp (131). DPs turned - Team (5), Opp (7). IBB - Team (0), Opp (1).

(Big Ten games only Sorted by Earned run avg)

| Player | era | w-l | app | gs | cg | sho | sv | ip | h | r | er | bb | so | 2b | 3b | hr | b/avg | wp | hp | bk | sfa | sha |
|---------------------|-------|------|-----|----|----|-----|----|-------|-----|-----|----|----|----|----|----|----|-------|----|----|----|-----|-----|
| 7 Laubach, Marlaina | 2.56 | 5-4 | 13 | 9 | 5 | 0/0 | 1 | 57.1 | 74 | 31 | 21 | 13 | 16 | 11 | 4 | 6 | .302 | 1 | 1 | 0 | 1 | 7 |
| 6 Shaffer, Madison | 3.23 | 0-0 | 3 | 1 | 0 | 0/0 | 0 | 8.2 | 9 | 9 | 4 | 5 | 3 | 0 | 3 | 0 | .257 | 2 | 2 | 0 | 0 | 2 |
| 1 Cummings, Jessica | 4.14 | 1-1 | 7 | 2 | 2 | 1/0 | 1 | 25.1 | 22 | 15 | 15 | 15 | 16 | 2 | 1 | 1 | .229 | 3 | 0 | 0 | 0 | 1 |
| 51 Seifert, Madison | 5.42 | 1-3 | 8 | 3 | 1 | 0/0 | 0 | 20.2 | 33 | 24 | 16 | 6 | 8 | 6 | 1 | 3 | .355 | 4 | 1 | 0 | 2 | 1 |
| 18 Smith, Madey | 7.57 | 1-4 | 7 | 5 | 0 | 0/0 | 0 | 20.1 | 26 | 24 | 22 | 15 | 11 | 9 | 0 | 3 | .317 | 4 | 3 | 0 | 1 | 4 |
| 5 Ferlisi, Amanda | 99.00 | 0-0 | 1 | 0 | 0 | 0/0 | 0 | 0.0 | 1 | 3 | 2 | 2 | 0 | 1 | 0 | 0 | 1.000 | 0 | 0 | 0 | 0 | 0 |
| Totals | 4.23 | 8-12 | 20 | 20 | 8 | 1/0 | 2 | 132.1 | 165 | 106 | 80 | 56 | 54 | 29 | 9 | 13 | .299 | 14 | 7 | 0 | 4 | 15 |
| Opponents | 3.46 | 12-8 | 20 | 20 | 9 | 3/0 | 2 | 135.2 | 137 | 78 | 67 | 60 | 81 | 25 | 3 | 8 | .258 | 8 | 10 | 0 | 5 | 19 |

PB - Team (2), Weber 2, Opp (2). SBA/ATT - Weber (16-17), Smith (10-11), Monopoli (5-6), Cummings (3-5), Laubach (5-5), Seifert (4-5), Elling (3-4), Shaffer (2-2).

2017 SUMMARY STATISTICS

| Score by innings | 1 | 2 | 3 | 4 | 5 | 6 | 7 | 8 | 9 | EX | Total |
|------------------|----|----|----|----|----|----|----|---|---|----|-------|
| Penn State | 24 | 31 | 35 | 35 | 13 | 30 | 20 | 4 | 1 | 0 | 193 |
| Opponents | 53 | 22 | 55 | 38 | 39 | 9 | 22 | 2 | 1 | 5 | 246 |

Record when ...

| | | | |
|----------------------|-------|----------------------|-------|
| Overall | 22-29 | After 4 leading | 17-4 |
| Conference | 8-12 | trailing | 1-20 |
| Non-Conference | 14-17 | tied | 4-5 |
| Home games | 7-5 | After 5 leading | 14-2 |
| Away games | 6-15 | trailing | 2-17 |
| Neutral site | 9-9 | tied | 4-3 |
| Day games | 19-23 | After 6 leading | 16-2 |
| Night games | 3-6 | trailing | 1-17 |
| vs Left starter | 3-3 | tied | 3-3 |
| vs Right starter | 19-26 | | |
| 1-Run games | 7-7 | Hit 0 home runs | 9-25 |
| 2-Run games | 3-5 | ... 1 home run | 10-3 |
| 5+Run games | 8-12 | ... 2+ home runs | 3-1 |
| Extra innings | 3-4 | | |
| Shutouts | 4-10 | Opponent 0 home runs | 15-12 |
| | | 1 home run | 6-13 |
| Scoring 0-2 runs | 4-20 | 2+ HRs | 1-4 |
| 3-5 runs | 4-7 | | |
| 6-9 runs | 10-2 | Made 0 errors | 10-8 |
| 10+ runs | 4-0 | 1 error | 2-8 |
| | | 2+ errors | 10-13 |
| Opponent 0-2 runs | 14-6 | | |
| 3-5 runs | 7-5 | Opp. made 0 errors | 12-9 |
| 6-9 runs | 1-11 | 1 error | 5-10 |
| 10+ runs | 0-7 | 2+ errors | 5-10 |
| Scored in 1st inning | 7-4 | Out-hit opponent | 15-4 |
| Opp. scored in 1st | 6-18 | Out-hit by opponent | 4-22 |
| Scores first | 16-6 | Hits are tied | 3-3 |
| Opp. scores first | 6-23 | | |

Record when team scores:

| | | | | | | | | | | | |
|------|------|-----|-----|-----|-----|-----|-----|-----|-----|-----|-----|
| Runs | 0 | 1 | 2 | 3 | 4 | 5 | 6 | 7 | 8 | 9 | 10+ |
| W-L | 0-10 | 2-9 | 2-1 | 2-1 | 1-4 | 1-2 | 2-1 | 6-1 | 1-0 | 1-0 | 4-0 |

Record when opponent scores:

| | | | | | | | | | | | |
|------|-----|-----|-----|-----|-----|-----|-----|-----|-----|-----|-----|
| Runs | 0 | 1 | 2 | 3 | 4 | 5 | 6 | 7 | 8 | 9 | 10+ |
| W-L | 4-0 | 5-3 | 5-3 | 4-2 | 1-2 | 2-1 | 0-6 | 0-2 | 0-1 | 1-2 | 0-7 |

Record when leading after:

| | | | | | | |
|------|-----|------|------|------|------|------|
| Inn. | 1 | 2 | 3 | 4 | 5 | 6 |
| W-L | 7-1 | 12-2 | 16-3 | 17-4 | 14-2 | 16-2 |

Record when trailing after:

| | | | | | | |
|------|------|------|------|------|------|------|
| Inn. | 1 | 2 | 3 | 4 | 5 | 6 |
| W-L | 5-16 | 6-16 | 2-16 | 1-20 | 2-17 | 1-17 |

Record when tied after:

| | | | | | | |
|------|-------|------|------|-----|-----|-----|
| Inn. | 1 | 2 | 3 | 4 | 5 | 6 |
| W-L | 10-12 | 4-11 | 4-10 | 4-5 | 4-3 | 3-3 |

Current winning streak: 1
 Longest winning streak: 4
 Longest losing streak: 6

2017 GAME-BY-GAME

| Date | Opponent | ab | r | h | rbi | 2b | 3b | hr | tb | bb | ibb | sb | cs | hbp | sac | sf | qdp | k | po | a | e | lob | avg |
|---------|----------------------|------|-----|-----|-----|----|----|----|-----|-----|-----|----|----|-----|-----|----|-----|-----|------|-----|----|-----|------|
| Feb 10 | vs McNeese | 24 | 1 | 4 | 1 | 0 | 0 | 0 | 4 | 2 | 0 | 1 | 0 | 0 | 1 | 0 | 0 | 4 | 21 | 8 | 0 | 5 | .167 |
| Feb 10 | at LSU | 26 | 7 | 6 | 6 | 0 | 0 | 1 | 9 | 7 | 0 | 0 | 1 | 1 | 0 | 0 | 0 | 16 | 21 | 9 | 2 | 6 | .200 |
| Feb 11 | vs Oklahoma St. | 24 | 0 | 5 | 0 | 0 | 0 | 0 | 5 | 2 | 0 | 0 | 0 | 0 | 1 | 0 | 0 | 4 | 18 | 9 | 1 | 6 | .203 |
| Feb 11 | at LSU | 17 | 1 | 3 | 1 | 0 | 0 | 0 | 3 | 2 | 0 | 0 | 0 | 0 | 0 | 1 | 0 | 5 | 12 | 5 | 4 | 4 | .198 |
| Feb 12 | vs McNeese | 25 | 0 | 5 | 0 | 0 | 0 | 0 | 5 | 0 | 0 | 1 | 0 | 0 | 0 | 0 | 1 | 2 | 18 | 3 | 4 | 4 | .198 |
| Feb 17 | at Georgia Tech | 26 | 3 | 6 | 3 | 1 | 0 | 1 | 10 | 1 | 0 | 1 | 0 | 1 | 1 | 0 | 0 | 9 | 21 | 8 | 2 | 5 | .204 |
| Feb 18 | vs Virginia Tech | 25 | 1 | 5 | 1 | 1 | 0 | 0 | 6 | 9 | 2 | 0 | 1 | 0 | 0 | 0 | 0 | 3 | 24 | 8 | 0 | 11 | .204 |
| Feb 18 | at Georgia Tech | 28 | 8 | 10 | 8 | 2 | 0 | 1 | 15 | 3 | 1 | 1 | 0 | 0 | 0 | 0 | 0 | 5 | 21 | 7 | 1 | 5 | .226 |
| Feb 19 | vs Virginia Tech | 25 | 7 | 10 | 7 | 4 | 0 | 1 | 17 | 4 | 0 | 0 | 0 | 2 | 2 | 1 | 0 | 0 | 21 | 13 | 0 | 6 | .245 |
| Feb 25 | at Coastal Carolina | 25 | 1 | 6 | 1 | 1 | 0 | 0 | 7 | 1 | 0 | 0 | 0 | 0 | 1 | 0 | 0 | 6 | 18 | 8 | 1 | 5 | .245 |
| Feb 25 | vs Campbell | 36 | 5 | 9 | 5 | 2 | 0 | 1 | 14 | 4 | 0 | 1 | 0 | 1 | 3 | 0 | 0 | 5 | 30 | 17 | 2 | 12 | .246 |
| Feb 26 | vs Cleveland State | 23 | 9 | 10 | 9 | 3 | 0 | 1 | 16 | 3 | 0 | 2 | 1 | 0 | 1 | 0 | 0 | 2 | 15 | 4 | 3 | 3 | .260 |
| Feb 26 | vs Morehead State | 24 | 0 | 4 | 0 | 0 | 0 | 0 | 4 | 3 | 0 | 0 | 0 | 1 | 1 | 0 | 0 | 11 | 21 | 14 | 2 | 8 | .253 |
| Mar 03 | vs Idaho State | 30 | 5 | 9 | 5 | 2 | 0 | 1 | 14 | 7 | 0 | 2 | 0 | 0 | 0 | 0 | 0 | 3 | 21 | 9 | 2 | 11 | .257 |
| Mar 03 | at Colorado State | 26 | 0 | 4 | 0 | 0 | 0 | 0 | 4 | 1 | 0 | 1 | 0 | 2 | 0 | 0 | 0 | 1 | 18 | 6 | 1 | 8 | .250 |
| Mar 04 | vs Idaho State | 28 | 6 | 5 | 6 | 0 | 1 | 2 | 13 | 4 | 0 | 0 | 0 | 0 | 0 | 0 | 0 | 4 | 21 | 6 | 0 | 5 | .245 |
| Mar 04 | at Colorado State | 31 | 5 | 12 | 5 | 3 | 0 | 0 | 15 | 5 | 0 | 1 | 0 | 0 | 2 | 0 | 0 | 4 | 18 | 4 | 0 | 12 | .255 |
| Mar 05 | vs Buffalo | 28 | 14 | 14 | 13 | 2 | 1 | 1 | 21 | 0 | 0 | 1 | 0 | 0 | 0 | 1 | 0 | 2 | 15 | 4 | 0 | 3 | .270 |
| Mar 08 | vs Washington | 21 | 1 | 6 | 0 | 0 | 0 | 0 | 6 | 3 | 0 | 0 | 0 | 0 | 0 | 0 | 0 | 6 | 15 | 6 | 2 | 8 | .270 |
| Mar 09 | at Washington | 17 | 1 | 5 | 0 | 0 | 0 | 0 | 5 | 1 | 0 | 0 | 0 | 1 | 0 | 1 | 0 | 1 | 13 | 6 | 2 | 4 | .271 |
| Mar 10 | vs South Dakota | 26 | 6 | 8 | 5 | 1 | 0 | 0 | 9 | 2 | 0 | 1 | 0 | 0 | 1 | 0 | 0 | 1 | 21 | 5 | 0 | 5 | .273 |
| Mar 10 | at Washington | 17 | 0 | 2 | 0 | 0 | 0 | 0 | 2 | 0 | 0 | 0 | 0 | 0 | 0 | 0 | 1 | 4 | 12 | 5 | 0 | 2 | .268 |
| Mar 18 | vs Niagara | 34 | 13 | 14 | 10 | 2 | 1 | 1 | 21 | 5 | 0 | 5 | 0 | 0 | 1 | 1 | 0 | 4 | 21 | 6 | 2 | 7 | .276 |
| Mar 18 | at George Washington | 26 | 4 | 7 | 4 | 3 | 1 | 0 | 12 | 2 | 0 | 1 | 0 | 0 | 1 | 0 | 0 | 0 | 21 | 5 | 0 | 4 | .276 |
| Mar 19 | vs Niagara | 27 | 7 | 10 | 7 | 0 | 0 | 2 | 16 | 3 | 0 | 0 | 1 | 0 | 0 | 0 | 1 | 3 | 21 | 8 | 1 | 5 | .280 |
| Mar 19 | at George Washington | 25 | 2 | 8 | 2 | 1 | 0 | 0 | 9 | 2 | 0 | 0 | 0 | 0 | 1 | 0 | 1 | 3 | 18 | 8 | 2 | 5 | .282 |
| *Mar 24 | at Michigan | 25 | 0 | 3 | 0 | 1 | 0 | 0 | 4 | 1 | 0 | 0 | 0 | 0 | 0 | 0 | 0 | 14 | 18 | 8 | 0 | 5 | .276 |
| *Mar 25 | at Michigan | 16 | 0 | 2 | 0 | 0 | 0 | 0 | 2 | 4 | 0 | 1 | 0 | 1 | 1 | 0 | 1 | 0 | 12 | 3 | 2 | 7 | .272 |
| *Mar 26 | at Michigan | 15 | 0 | 0 | 0 | 0 | 0 | 0 | 0 | 1 | 0 | 0 | 0 | 1 | 0 | 0 | 1 | 9 | 12 | 3 | 3 | 2 | .267 |
| Mar 29 | at Pitt | 24 | 1 | 7 | 1 | 1 | 0 | 0 | 8 | 4 | 0 | 0 | 2 | 1 | 1 | 0 | 1 | 1 | 18 | 9 | 2 | 8 | .267 |
| *Apr 01 | INDIANA | 24 | 1 | 4 | 1 | 1 | 0 | 0 | 5 | 4 | 0 | 0 | 0 | 0 | 1 | 1 | 0 | 8 | 21 | 10 | 0 | 8 | .264 |
| *Apr 01 | INDIANA | 21 | 3 | 6 | 2 | 1 | 0 | 0 | 7 | 1 | 0 | 1 | 1 | 0 | 1 | 0 | 0 | 0 | 21 | 12 | 0 | 2 | .265 |
| *Apr 02 | INDIANA | 24 | 2 | 6 | 2 | 3 | 0 | 0 | 9 | 2 | 0 | 1 | 0 | 0 | 1 | 0 | 0 | 4 | 21 | 7 | 0 | 6 | .264 |
| *Apr 08 | vs Michigan State | 30 | 7 | 9 | 7 | 1 | 0 | 2 | 16 | 5 | 0 | 0 | 0 | 1 | 3 | 0 | 0 | 3 | 21 | 10 | 0 | 11 | .266 |
| *Apr 08 | vs Michigan State | 21 | 3 | 5 | 3 | 1 | 0 | 0 | 6 | 3 | 0 | 0 | 0 | 0 | 0 | 0 | 0 | 5 | 12 | 6 | 1 | 6 | .265 |
| *Apr 09 | vs Michigan State | 26 | 4 | 9 | 4 | 1 | 0 | 0 | 10 | 4 | 0 | 1 | 0 | 1 | 2 | 2 | 0 | 3 | 18 | 9 | 1 | 10 | .267 |
| *Apr 12 | OHIO STATE | 23 | 2 | 5 | 2 | 1 | 0 | 0 | 6 | 2 | 0 | 0 | 0 | 1 | 0 | 0 | 0 | 5 | 21 | 6 | 2 | 6 | .266 |
| *Apr 12 | OHIO STATE | 36 | 7 | 15 | 7 | 3 | 0 | 0 | 18 | 2 | 0 | 2 | 0 | 0 | 1 | 0 | 0 | 3 | 21 | 11 | 1 | 11 | .272 |
| *Apr 14 | at Nebraska | 27 | 1 | 5 | 1 | 1 | 0 | 0 | 6 | 0 | 0 | 1 | 1 | 0 | 1 | 0 | 0 | 5 | 22 | 6 | 3 | 3 | .269 |
| *Apr 15 | at Nebraska | 33 | 4 | 10 | 3 | 1 | 0 | 1 | 14 | 1 | 0 | 0 | 0 | 1 | 0 | 0 | 0 | 5 | 19 | 6 | 3 | 10 | .271 |
| *Apr 16 | at Nebraska | 26 | 4 | 7 | 4 | 0 | 0 | 1 | 10 | 4 | 0 | 0 | 0 | 0 | 2 | 0 | 2 | 5 | 18 | 6 | 2 | 7 | .271 |
| Apr 19 | BUCKNELL | 20 | 1 | 3 | 1 | 0 | 1 | 0 | 5 | 2 | 0 | 0 | 1 | 0 | 0 | 0 | 0 | 3 | 21 | 11 | 0 | 3 | .268 |
| Apr 19 | BUCKNELL | 33 | 6 | 11 | 6 | 1 | 0 | 1 | 15 | 3 | 0 | 0 | 0 | 1 | 0 | 0 | 0 | 3 | 24 | 12 | 3 | 8 | .270 |
| *Apr 21 | RUTGERS | 35 | 11 | 15 | 11 | 0 | 1 | 3 | 26 | 1 | 0 | 0 | 0 | 2 | 1 | 0 | 0 | 3 | 24 | 13 | 3 | 6 | .275 |
| *Apr 22 | RUTGERS | 25 | 7 | 10 | 7 | 4 | 0 | 0 | 14 | 5 | 0 | 0 | 0 | 1 | 0 | 1 | 0 | 1 | 21 | 8 | 0 | 7 | .278 |
| *Apr 23 | RUTGERS | 28 | 4 | 6 | 4 | 2 | 0 | 0 | 8 | 3 | 0 | 0 | 0 | 1 | 1 | 0 | 0 | 0 | 21 | 7 | 1 | 8 | .276 |
| Apr 26 | SAINT FRANCIS | 21 | 0 | 1 | 0 | 0 | 0 | 0 | 1 | 4 | 0 | 1 | 0 | 2 | 1 | 0 | 0 | 5 | 21 | 8 | 0 | 7 | .272 |
| Apr 26 | SAINT FRANCIS | 23 | 0 | 1 | 0 | 0 | 0 | 0 | 1 | 2 | 0 | 0 | 0 | 2 | 1 | 0 | 0 | 10 | 24 | 12 | 0 | 4 | .268 |
| *Apr 28 | at Maryland | 29 | 10 | 9 | 10 | 2 | 0 | 1 | 14 | 8 | 0 | 0 | 0 | 0 | 2 | 0 | 0 | 2 | 21 | 7 | 4 | 8 | .269 |
| *Apr 29 | at Maryland | 37 | 1 | 3 | 1 | 1 | 1 | 0 | 6 | 4 | 0 | 0 | 0 | 0 | 1 | 1 | 0 | 3 | 32 | 8 | 1 | 9 | .264 |
| *Apr 30 | at Maryland | 29 | 7 | 8 | 7 | 1 | 1 | 0 | 11 | 5 | 0 | 0 | 0 | 0 | 1 | 0 | 0 | 3 | 21 | 9 | 4 | 7 | .264 |
| Totals | | 1315 | 193 | 347 | 183 | 55 | 8 | 22 | 484 | 151 | 3 | 27 | 9 | 25 | 39 | 10 | 9 | 211 | 1001 | 398 | 70 | 328 | .264 |

2017 RESULTS

| Date | Opponent | Score | Inns | Overall | Big Ten | Pitcher of record | Attend | Time |
|----------------|----------------------|--------|------|---------|---------|-------------------|--------|------|
| Feb 10, 2017 | vs McNeese | L 1-4 | 7 | 0-1-0 | 0-0-0 | Laubach (L 0-1) | 0 | 1:58 |
| Feb 10, 2017 | at #4 LSU | w 7-3 | 7 | 1-1-0 | 0-0-0 | Seifert (W 1-0) | 1879 | 2:28 |
| Feb 11, 2017 | vs Oklahoma St. | L 0-1 | 7 | 1-2-0 | 0-0-0 | Seifert (L 1-1) | 0 | 1:38 |
| Feb 11, 2017 | at #4 LSU | L 1-14 | 5 | 1-3-0 | 0-0-0 | Cummings (L 0-1) | 2358 | 1:57 |
| Feb 12, 2017 | vs McNeese | L 0-6 | 7 | 1-4-0 | 0-0-0 | Seifert (L 1-2) | 0 | 1:31 |
| Feb 17, 2017 | at Georgia Tech | w 3-2 | 7 | 2-4-0 | 0-0-0 | Seifert (W 2-2) | 351 | 1:53 |
| Feb 18, 2017 | vs Virginia Tech | w 1-0 | (8) | 3-4-0 | 0-0-0 | Laubach (W 1-1) | 241 | 2:21 |
| Feb 18, 2017 | at Georgia Tech | w 8-3 | 7 | 4-4-0 | 0-0-0 | Laubach (W 2-1) | 401 | 1:52 |
| Feb 19, 2017 | vs Virginia Tech | w 7-1 | 7 | 5-4-0 | 0-0-0 | Seifert (W 3-2) | 327 | 1:55 |
| Feb 25, 2017 | at Coastal Carolina | L 1-3 | 7 | 5-5-0 | 0-0-0 | Seifert (L 3-3) | 263 | 2:20 |
| Feb 25, 2017 | vs Campbell | L 5-9 | (10) | 5-6-0 | 0-0-0 | Shaffer (L 0-1) | 140 | 2:45 |
| Feb 26, 2017 | vs Cleveland State | w 9-0 | 5 | 6-6-0 | 0-0-0 | Cummings (W 1-0) | 145 | 1:30 |
| Feb 26, 2017 | vs Morehead State | L 0-1 | 7 | 6-7-0 | 0-0-0 | Seifert (L 3-4) | 145 | 1:28 |
| Mar 03, 2017 | vs Idaho State | w 5-2 | 7 | 7-7-0 | 0-0-0 | Laubach (W 3-1) | 0 | 1:59 |
| Mar 03, 2017 | at Colorado State | L 0-4 | 7 | 7-8-0 | 0-0-0 | Seifert (L 4-4) | 168 | 2:02 |
| Mar 04, 2017 | vs Idaho State | L 6-12 | 7 | 7-9-0 | 0-0-0 | Shaffer (L 0-2) | 0 | 2:20 |
| Mar 04, 2017 | at Colorado State | L 5-6 | 7 | 7-10-0 | 0-0-0 | Cummings (L 1-2) | 157 | 2:23 |
| Mar 05, 2017 | vs Buffalo | w 14-1 | 5 | 8-10-0 | 0-0-0 | Smith (W 1-0) | 0 | 1:20 |
| Mar 08, 2017 | vs Washington | L 1-13 | 5 | 8-11-0 | 0-0-0 | Seifert (L 3-6) | 105 | 2:00 |
| Mar 09, 2017 | at #8 Washington | L 1-9 | 5 | 8-12-0 | 0-0-0 | Cummings (L 1-3) | 56 | 2hr1 |
| Mar 10, 2017 | vs South Dakota | w 6-2 | 7 | 9-12-0 | 0-0-0 | Laubach (W 4-1) | 112 | 1:45 |
| Mar 10, 2017 | at #8 Washington | L 0-15 | 5 | 9-13-0 | 0-0-0 | Laubach (L 4-2) | 1033 | 1hr3 |
| Mar 18, 2017 | vs Niagara | w 13-4 | 7 | 10-13-0 | 0-0-0 | Laubach (W 5-2) | 101 | 2:28 |
| Mar 18, 2017 | at George Washington | w 4-2 | 7 | 11-13-0 | 0-0-0 | Smith (W 2-0) | 80 | 1:50 |
| Mar 19, 2017 | vs Niagara | w 7-1 | 7 | 12-13-0 | 0-0-0 | Cummings (W 2-3) | 69 | 2:17 |
| Mar 19, 2017 | at George Washington | L 2-7 | 7 | 12-14-0 | 0-0-0 | Laubach (L 5-3) | 76 | 2:15 |
| * Mar 24, 2017 | at #19 Michigan | L 0-3 | 7 | 12-15-0 | 0-1-0 | Smith (L 2-1) | 1273 | 1:50 |
| * Mar 25, 2017 | at #19 Michigan | L 0-8 | 5 | 12-16-0 | 0-2-0 | Seifert (L 3-7) | 1574 | 1:23 |
| * Mar 26, 2017 | at #19 Michigan | L 0-17 | 5 | 12-17-0 | 0-3-0 | Laubach (L 5-4) | 1482 | 1:59 |
| Mar 29, 2017 | at Pitt | L 1-7 | 7 | 12-18-0 | 0-3-0 | Laubach (L 5-5) | 320 | 2:15 |
| * Apr 01, 2017 | INDIANA-1 | L 1-6 | 7 | 12-19-0 | 0-4-0 | Seifert (L 3-8) | - | 2:16 |
| * Apr 01, 2017 | INDIANA-2 | w 3-2 | 7 | 13-19-0 | 1-4-0 | Smith (W 3-1) | 965 | 1:20 |
| * Apr 02, 2017 | INDIANA | w 2-1 | 7 | 14-19-0 | 2-4-0 | Laubach (W 6-5) | 724 | 1:42 |
| * Apr 08, 2017 | vs Michigan State-1 | w 7-3 | 7 | 15-19-0 | 3-4-0 | Laubach (W 7-5) | 372 | 2:12 |
| * Apr 08, 2017 | vs Michigan State-2 | L 3-11 | 5 | 15-20-0 | 3-5-0 | Smith (L 3-2) | 401 | 1:40 |
| * Apr 09, 2017 | vs Michigan State | L 4-6 | 7 | 15-21-0 | 3-6-0 | Laubach (L 7-6) | 310 | 2:01 |
| * Apr 12, 2017 | OHIO STATE-1 | w 2-1 | 7 | 16-21-0 | 4-6-0 | Laubach (W 8-6) | - | 1:50 |
| * Apr 12, 2017 | OHIO STATE-2 | L 7-10 | 7 | 16-22-0 | 4-7-0 | Smith (L 3-3) | 715 | 2:15 |
| * Apr 14, 2017 | at Nebraska | L 1-2 | (8) | 16-23-0 | 4-8-0 | Laubach (L 8-7) | 748 | 1:42 |
| * Apr 15, 2017 | at Nebraska | L 4-5 | 7 | 16-24-0 | 4-9-0 | Laubach (L 8-8) | 1550 | 2:10 |
| * Apr 16, 2017 | at Nebraska | L 4-6 | 7 | 16-25-0 | 4-10-0 | Smith (L 3-4) | 631 | 1:53 |
| Apr 19, 2017 | BUCKNELL-1 | w 1-0 | 7 | 17-25-0 | 4-10-0 | Laubach (W 9-8) | - | 1:14 |
| Apr 19, 2017 | BUCKNELL-2 | w 6-5 | (8) | 18-25-0 | 4-10-0 | Shaffer (W 1-2) | 500 | 2:00 |
| * Apr 21, 2017 | RUTGERS | w 11-9 | (8) | 19-25-0 | 5-10-0 | Seifert (W 4-8) | 695 | 2:14 |
| * Apr 22, 2017 | RUTGERS | w 7-0 | 7 | 20-25-0 | 6-10-0 | Cummings (W 3-3) | 984 | 1:31 |
| * Apr 23, 2017 | RUTGERS | L 4-6 | 7 | 20-26-0 | 6-11-0 | Seifert (L 4-9) | 891 | 1:50 |
| Apr 26, 2017 | SAINT FRANCIS-1 | L 0-2 | 7 | 20-27-0 | 6-11-0 | Laubach (L 9-9) | - | 1:53 |
| Apr 26, 2017 | SAINT FRANCIS-2 | L 0-1 | (8) | 20-28-0 | 6-11-0 | Shaffer (L 1-3) | 563 | 2:15 |
| * Apr 28, 2017 | at Maryland | w 10-3 | 7 | 21-28-0 | 7-11-0 | Laubach (W 10-9) | 357 | 2:13 |
| * Apr 29, 2017 | at Maryland | L 1-2 | (11) | 21-29-0 | 7-12-0 | Cummings (L 3-4) | 532 | 2:33 |
| * Apr 30, 2017 | at Maryland | w 7-5 | 7 | 22-29-0 | 8-12-0 | Laubach (W 11-9) | 575 | 2:16 |

* = Conference game

() extra inning game

2017 Highlights



1

JESSICA CUMMINGS

JUNIOR | P
OWINGS, MD.

- >>> Started seven games in the 2017 season
- >>> Struck out a career-high nine batters against Cleveland State (2/26) and earned the win
- >>> Threw a career-high 10.2 innings at Maryland (4/28)

2017 Game-by-Game

SEASON HIGH

| | |
|-----|---------------------------------------|
| IP | 10.2 at Maryland (4/28) |
| H | 7 at No. 8 Washington (3/9) |
| R | 8 at No. 4 LSU (2/11) |
| ER | 6 at Michigan (3/26) |
| BB | 6 at Michigan (3/26) |
| K | N/A |
| 2B | 2, 2x last - vs. Michigan State (4/8) |
| 3B | 1, 3x last - vs. Michigan State (4/8) |
| HR | 2 at Colorado State (3/4) |
| HBP | 1, 2x last - at Colorado State (3/4) |

CAREER BEST


| | |
|----|-------------------------------------|
| IP | 10.2 at Maryland (4/28/17) |
| K | 9 vs. Cleveland St. (2/25/17) |
| CG | 5, last - at Michigan St. (4/24/15) |
| SO | N/A |

| Date | Opponent | GS | IP | H | R | ER | BB | SO | 2B | 3B | HR | WP | BK | HBP | IBB | Score | W-L | Sv | ERA | NP |
|--------|---------------------|----|------|------|----|----|----|----|----|----|----|----|----|-----|-----|----------|-----|----|------|-----|
| Feb 11 | at LSU | * | 2.0 | 6 | 8 | 2 | 0 | 0 | 1 | 1 | 0 | 2 | 0 | 1 | 0 | 1-14 | 0-1 | 0 | 7.00 | 55 |
| Feb 25 | vs Campbell | | 0.1 | 0 | 0 | 0 | 0 | 1 | 0 | 0 | 0 | 0 | 0 | 0 | 0 | 5-9 | 0-1 | 0 | 6.00 | 5 |
| Feb 26 | vs Cleveland State | * | 5.0 | 5 | 0 | 0 | 1 | 9 | 1 | 0 | 0 | 0 | 0 | 0 | 0 | 9-0 | 1-1 | 0 | 1.91 | 82 |
| Mar 03 | at Colorado State | | 2.0 | 3 | 0 | 0 | 0 | 2 | 0 | 0 | 0 | 0 | 0 | 0 | 0 | 0-4 | 1-1 | 0 | 1.50 | 46 |
| Mar 04 | at Colorado State | | 2.1 | 3 | 3 | 3 | 2 | 3 | 0 | 0 | 2 | 1 | 0 | 1 | 0 | 5-6 | 1-2 | 0 | 3.00 | 58 |
| Mar 09 | at Washington | * | 2.0 | 7 | 6 | 5 | 1 | 1 | 1 | 0 | 1 | 0 | 0 | 0 | 0 | 1-9 | 1-3 | 0 | 5.12 | 50 |
| Mar 10 | at Washington | | 0.1 | 2 | 3 | 3 | 1 | 0 | 0 | 0 | 1 | 0 | 0 | 0 | 0 | 0-15 | 1-3 | 0 | 6.50 | 13 |
| Mar 19 | vs Niagara | * | 5.0 | 4 | 1 | 1 | 3 | 4 | 0 | 0 | 0 | 3 | 0 | 0 | 0 | 7-1 | 2-3 | 0 | 5.16 | 105 |
| Mar 24 | at Michigan | | 0.2 | 0 | 0 | 0 | 0 | 2 | 0 | 0 | 0 | 0 | 0 | 0 | 0 | 0-3 | 2-3 | 0 | 4.98 | 8 |
| Mar 26 | at Michigan | | 1.2 | 3 | 6 | 6 | 6 | 2 | 0 | 0 | 0 | 1 | 0 | 0 | 0 | 0-17 | 2-3 | 0 | 6.56 | 71 |
| Mar 29 | at Pitt | | 1.1 | 2 | 2 | 1 | 0 | 0 | 0 | 0 | 1 | 0 | 0 | 0 | 0 | 1-7 | 2-3 | 0 | 6.49 | 33 |
| Apr 01 | INDIANA-1 | | 4.1 | 5 | 3 | 3 | 4 | 2 | 2 | 1 | 0 | 0 | 0 | 0 | 0 | 1-6 | 2-3 | 0 | 6.22 | 90 |
| Apr 08 | vs Michigan State-2 | | 0.0 | 3 | 4 | 4 | 1 | 0 | 0 | 0 | 0 | 0 | 0 | 0 | 0 | 3-11 | 2-3 | 0 | 7.26 | 19 |
| Apr 22 | RUTGERS | * | 7.0 | 5 | 0 | 0 | 1 | 3 | 0 | 0 | 0 | 0 | 0 | 0 | 0 | 7-10 | 3-3 | 0 | 5.76 | 86 |
| Apr 29 | at Maryland | * | 10.2 | 6 | 2 | 2 | 3 | 6 | 0 | 0 | 1 | 2 | 0 | 0 | 0 | 1-2 | 3-4 | 0 | 4.70 | 153 |
| Apr 30 | at Maryland | | 1.0 | 0 | 0 | 0 | 0 | 1 | 0 | 0 | 0 | 0 | 0 | 0 | 0 | 7-5 | 3-4 | 1 | 4.60 | 10 |
| Totals | | | 7 | 45.2 | 54 | 38 | 30 | 23 | 36 | 5 | 2 | 6 | 9 | 0 | 2 | 0 48-109 | 3-4 | 1 | 4.60 | - |

CAREER PITCHING STATISTICS

| Year | ERA | W-L | APP | GS | CG | SHO/C | SV | IP | H | R | ER | BB | SO | 2B | 3B | HR | BF | BAA | WP | HBP | BK | SFA | SHA |
|--------------|-------------|--------------|-----------|-----------|----------|----------|----------|--------------|------------|------------|------------|------------|------------|-----------|----------|-----------|------------|-------------|-----------|-----------|----------|----------|-----------|
| 2015 | 5.24 | 7-10 | 31 | 21 | 6 | 1/1 | 0 | 119.0 | 160 | 108 | 89 | 66 | 79 | 22 | 1 | 17 | 500 | .320 | 16 | 22 | 0 | 2 | 8 |
| 2016 | 6.16 | 2-2 | 12 | 5 | 0 | 0/0 | 0 | 19.1 | 26 | 22 | 17 | 14 | 10 | 4 | 1 | 6 | 84 | .310 | 4 | 4 | 0 | 0 | 2 |
| 2017 | 4.60 | 3-4 | 16 | 7 | 3 | 2 | 1 | 45.2 | 54 | 38 | 30 | 23 | 36 | 5 | 2 | 6 | 194 | .278 | 9 | 2 | 0 | 1 | 1 |
| TOTAL | 5.17 | 12-16 | 59 | 33 | 9 | 3 | 1 | 184.0 | 240 | 168 | 136 | 103 | 125 | 31 | 4 | 29 | 778 | .308 | 29 | 28 | 0 | 3 | 11 |

2017 Highlights



2
JESSICA HAUG
 SENIOR | INF
 JAMISON, PA.

- >>> Played one season at Temple before transferring to PSU
- >>> Has played in 28 games with six starts in the outfield
- >>> Ripped a double into the left field gap against Campbell (2/26)
- >>> Brought in one run against Rutgers for her first career RBI (4/22)

2017 Game-by-Game

SEASON HIGH

| | |
|-----|---------------------------------|
| AB | 4, 2x last vs. Rutgers (4/21) |
| H | 1, 4x last - at Maryland (4/30) |
| 2B | 1 vs. Campbell (2/25) |
| 3B | N/A |
| HR | N/A |
| R | 1, 6x last - at Maryland (4/30) |
| RBI | 1 vs. Rutgers (4/22) |
| BB | 1, 2x last - at Maryland (4/30) |
| SB | N/A |
| PO | 2 at No. 8 Washington (3/9) |
| A | N/A |

CAREER BEST (*at Temple)

| | |
|-----|------------------------------------|
| AB | 4 vs. Campbell (2/25/17) |
| H | 1, 4x last - at Maryland (4/30/17) |
| R | 1, 6x last - at Maryland (4/30/17) |
| RBI | 1, 2x last - vs. Rutgers (4/22/17) |
| BB | 1 vs. Rutgers (4/22/17) |
| SB | N/A |

| Date | Opponent | Pos | AB | R | H | RBI | 2B | 3B | HR | BB | SB | CS | HBP | SAC | SF | GDP | K | PO | A | E | Avg |
|--------|----------------------|-------|----|---|---|-----|----|----|----|----|----|----|-----|-----|----|-----|---|----|---|---|------|
| Feb 10 | vs McNeese | pr | 0 | 1 | 0 | 0 | 0 | 0 | 0 | 0 | 0 | 0 | 0 | 0 | 0 | 0 | 0 | 0 | 0 | 0 | .000 |
| Feb 11 | vs Oklahoma St. | ph | 1 | 0 | 0 | 0 | 0 | 0 | 0 | 0 | 0 | 0 | 0 | 0 | 0 | 0 | 0 | 0 | 0 | 0 | .000 |
| Feb 11 | at LSU | pr | 0 | 0 | 0 | 0 | 0 | 0 | 0 | 0 | 0 | 0 | 0 | 0 | 0 | 0 | 0 | 0 | 0 | 0 | .000 |
| Feb 18 | vs Virginia Tech | pr | 0 | 0 | 0 | 0 | 0 | 0 | 0 | 0 | 0 | 0 | 0 | 0 | 0 | 0 | 0 | 0 | 0 | 0 | .000 |
| Feb 19 | vs Virginia Tech | pr | 0 | 0 | 0 | 0 | 0 | 0 | 0 | 0 | 0 | 0 | 0 | 0 | 0 | 0 | 0 | 0 | 0 | 0 | .000 |
| Feb 25 | vs Campbell | *of | 4 | 1 | 1 | 0 | 1 | 0 | 0 | 0 | 0 | 0 | 0 | 0 | 0 | 0 | 1 | 1 | 0 | 0 | .200 |
| Feb 26 | vs Cleveland State | pr | 0 | 1 | 0 | 0 | 0 | 0 | 0 | 0 | 0 | 0 | 0 | 0 | 0 | 0 | 0 | 0 | 0 | 0 | .200 |
| Mar 04 | vs Idaho State | pr | 0 | 0 | 0 | 0 | 0 | 0 | 0 | 0 | 0 | 0 | 0 | 0 | 0 | 0 | 0 | 0 | 0 | 0 | .200 |
| Mar 04 | at Colorado State | ph/of | 2 | 0 | 0 | 0 | 0 | 0 | 0 | 0 | 0 | 0 | 0 | 0 | 0 | 0 | 1 | 0 | 0 | 0 | .143 |
| Mar 09 | at Washington | *of | 1 | 0 | 1 | 0 | 0 | 0 | 0 | 0 | 0 | 0 | 0 | 1 | 0 | 0 | 0 | 2 | 0 | 0 | .250 |
| Mar 10 | vs South Dakota | pr | 0 | 1 | 0 | 0 | 0 | 0 | 0 | 0 | 0 | 0 | 0 | 0 | 0 | 0 | 0 | 0 | 0 | 0 | .250 |
| Mar 18 | vs Niagara | of | 0 | 0 | 0 | 0 | 0 | 0 | 0 | 0 | 0 | 0 | 0 | 0 | 0 | 0 | 0 | 0 | 0 | 0 | .250 |
| Mar 18 | at George Washington | pr | 0 | 0 | 0 | 0 | 0 | 0 | 0 | 0 | 0 | 0 | 0 | 0 | 0 | 0 | 0 | 0 | 0 | 0 | .250 |
| Mar 19 | vs Niagara | *of | 3 | 0 | 0 | 0 | 0 | 0 | 0 | 0 | 0 | 0 | 0 | 0 | 0 | 0 | 1 | 1 | 1 | 0 | .182 |
| Mar 19 | at George Washington | pr | 0 | 0 | 0 | 0 | 0 | 0 | 0 | 0 | 0 | 0 | 0 | 0 | 0 | 0 | 0 | 0 | 0 | 0 | .182 |
| Mar 24 | at Michigan | pr | 0 | 0 | 0 | 0 | 0 | 0 | 0 | 0 | 0 | 0 | 0 | 0 | 0 | 0 | 0 | 0 | 0 | 0 | .182 |
| Mar 26 | at Michigan | ph | 1 | 0 | 0 | 0 | 0 | 0 | 0 | 0 | 0 | 0 | 0 | 0 | 0 | 0 | 0 | 1 | 0 | 0 | .167 |
| Mar 29 | at Pitt | of | 2 | 0 | 0 | 0 | 0 | 0 | 0 | 0 | 0 | 0 | 0 | 0 | 0 | 0 | 0 | 0 | 0 | 0 | .143 |
| Apr 02 | INDIANA | pr | 0 | 0 | 0 | 0 | 0 | 0 | 0 | 0 | 0 | 0 | 0 | 0 | 0 | 0 | 0 | 0 | 0 | 0 | .143 |
| Apr 09 | vs Michigan State | of | 0 | 0 | 0 | 0 | 0 | 0 | 0 | 0 | 0 | 0 | 0 | 0 | 0 | 0 | 0 | 0 | 0 | 0 | .143 |
| Apr 14 | at Nebraska | of | 0 | 0 | 0 | 0 | 0 | 0 | 0 | 0 | 0 | 0 | 0 | 0 | 0 | 0 | 0 | 0 | 0 | 0 | .143 |
| Apr 15 | at Nebraska | pr | 0 | 0 | 0 | 0 | 0 | 0 | 0 | 0 | 0 | 0 | 0 | 0 | 0 | 0 | 0 | 0 | 0 | 0 | .143 |
| Apr 16 | at Nebraska | pr | 0 | 0 | 0 | 0 | 0 | 0 | 0 | 0 | 0 | 0 | 0 | 0 | 0 | 0 | 0 | 0 | 0 | 0 | .143 |
| Apr 19 | BUCKNELL-2 | ph/of | 3 | 0 | 0 | 0 | 0 | 0 | 0 | 0 | 0 | 0 | 0 | 0 | 0 | 0 | 0 | 0 | 0 | 0 | .118 |
| Apr 21 | RUTGERS | *of | 4 | 1 | 1 | 0 | 0 | 0 | 0 | 0 | 0 | 0 | 0 | 0 | 0 | 0 | 1 | 0 | 0 | 0 | .143 |
| Apr 22 | RUTGERS | *of | 1 | 0 | 0 | 1 | 0 | 0 | 0 | 0 | 1 | 0 | 0 | 0 | 0 | 0 | 0 | 1 | 0 | 0 | .136 |
| Apr 23 | RUTGERS | *of | 2 | 0 | 0 | 0 | 0 | 0 | 0 | 0 | 0 | 0 | 0 | 0 | 0 | 0 | 0 | 1 | 0 | 0 | .125 |
| Apr 30 | at Maryland | ph/of | 2 | 1 | 1 | 0 | 0 | 0 | 0 | 1 | 0 | 0 | 0 | 0 | 0 | 0 | 1 | 0 | 0 | 0 | .154 |
| Totals | | 6gs | 26 | 6 | 4 | 1 | 1 | 0 | 0 | 2 | 0 | 0 | 1 | 0 | 1 | 1 | 6 | 7 | 0 | 0 | .154 |

On base pct. .233 • Slugging pct. .192

| MULTI-HIT GAMES | 2 | 3 | 4 | 5+ | Total |
|-----------------|----------|----------|----------|----------|----------|
| 2016 | - | - | - | - | - |
| 2017 | - | - | - | - | - |
| TOTAL | 0 | 0 | 0 | 0 | 0 |

| MULTI-RBI GAMES | 2 | 3 | 4 | 5+ | Total |
|-----------------|----------|----------|----------|----------|----------|
| 2016 | - | - | - | - | - |
| 2017 | - | - | - | - | - |
| TOTAL | 0 | 0 | 0 | 0 | 0 |

CAREER STREAKS

| | |
|----------------|----------------|
| Hitting Streak | 1 game (2017) |
| Reaching Base | 2 games (2017) |

CAREER HITTING STATISTICS (*indicates season at Temple)

| Year | AVG. | GP-GS | AB | R | H | 2B | 3B | HR | RBI | TB | SLG | BB | HBP | SO | GDP | OBP | SF-SH | SB-ATT | PO-A-E | FLD% | |
|--------------|-------------|--------------|-----------|----------|----------|----------|----------|----------|----------|----------|-------------|----------|----------|----------|----------|-------------|------------|------------|----------------|-------------|--|
| 2014* | .143 | 24-11 | 7 | 1 | 1 | 0 | 0 | 0 | 1 | 4 | .143 | 0 | 0 | 3 | 0 | .143 | 0-0 | 0-0 | 26-22-4 | .923 | |
| 2015 | | | | | | | | | | | DNP | | | | | | | | | | |
| 2016 | | | | | | | | | | | DNP | | | | | | | | | | |
| 2017 | .154 | 28-6 | 26 | 6 | 4 | 1 | 0 | 0 | 1 | 5 | .192 | 2 | 1 | 6 | 1 | .233 | 1-0 | 0-0 | 7-0-0 | 1.000 | |
| TOTAL | .148 | 52-17 | 33 | 7 | 5 | 1 | 0 | 0 | 2 | 9 | .167 | 2 | 1 | 9 | 1 | .188 | 1-0 | 0-0 | 33-22-4 | .961 | |

2017 Highlights



3

CHRISTA WAGNER

FRESHMAN | OF
PLAINVILLE, MASS.

- >>> Had her first start against McNeese State (2/12)
- >>> Tallied her first collegiate hit against Oklahoma State (2/12)
- >>> Stole a base and scored a run against Georgia Tech (2/18)
- >>>Knocked in two hits and scored two runs against Bucknell (4/19)

2017 Game-by-Game

| SEASON HIGH | |
|-------------|--------------------------------------|
| AB | 4 vs. Rutgers (4/21) |
| H | 2 vs. Rutgers (4/22) |
| 2B | N/A |
| 3B | N/A |
| HR | N/A |
| R | 2 vs. Bucknell (4/19) |
| RBI | 1, 2x last - vs. Rutgers (4/22) |
| BB | 1 at Maryland (4/28) |
| SB | 1, 3x last - vs. South Dakota (3/10) |
| PO | N/A |
| A | N/A |

| CAREER BEST | |
|-------------|---|
| AB | 4 vs. Rutgers (4/21/17) |
| H | 2 vs. Rutgers (4/22/17) |
| R | 2 vs. Bucknell (4/19/17) |
| RBI | 1, 2x last - vs. Rutgers (4/22/17) |
| BB | 1 at Maryland (4/28/17) |
| SB | 1, 3x last - vs. South Dakota (3/10/17) |

| MULTI-HIT GAMES | 2 | 3 | 4 | 5+ | Total |
|-----------------|----------|----------|----------|----------|----------|
| 2017 | 1 | - | - | - | 1 |
| TOTAL | 1 | - | - | - | 1 |

| MULTI-RBI GAMES | 2 | 3 | 4 | 5+ | Total |
|-----------------|----------|----------|----------|----------|----------|
| 2017 | - | - | - | - | - |
| TOTAL | - | - | - | - | - |

| CAREER STREAKS | |
|----------------|----------------|
| Hitting Streak | 3 games (2017) |
| Reaching Base | 3 games (2017) |

| Date | Opponent | Pos | AB | R | H | RBI | 2B | 3B | HR | BB | SB | CS | HBP | SAC | SF | GDP | K | PO | A | E | Avg |
|--------|--------------------|-----|----|----|---|-----|----|----|----|----|----|----|-----|-----|----|-----|---|----|---|---|-------|
| Feb 10 | vs McNeese | pr | 0 | 0 | 0 | 0 | 0 | 0 | 0 | 0 | 0 | 1 | 0 | 0 | 0 | 0 | 0 | 0 | 0 | 0 | .000 |
| Feb 11 | vs Oklahoma St. | ph | 1 | 0 | 1 | 0 | 0 | 0 | 0 | 0 | 0 | 0 | 0 | 0 | 0 | 0 | 0 | 0 | 0 | 0 | 1.000 |
| Feb 12 | vs McNeese | *dh | 1 | 0 | 0 | 0 | 0 | 0 | 0 | 0 | 0 | 0 | 0 | 0 | 0 | 0 | 1 | 0 | 0 | 0 | .500 |
| Feb 18 | at Georgia Tech | pr | 0 | 1 | 0 | 0 | 0 | 0 | 0 | 0 | 0 | 1 | 0 | 0 | 0 | 0 | 0 | 0 | 0 | 0 | .500 |
| Feb 26 | vs Cleveland State | pr | 0 | 1 | 0 | 0 | 0 | 0 | 0 | 0 | 0 | 0 | 0 | 0 | 0 | 0 | 0 | 0 | 0 | 0 | .500 |
| Mar 03 | vs Idaho State | pr | 1 | 0 | 0 | 0 | 0 | 0 | 0 | 0 | 0 | 0 | 0 | 0 | 0 | 0 | 1 | 0 | 0 | 0 | .333 |
| Mar 03 | at Colorado State | pr | 0 | 0 | 0 | 0 | 0 | 0 | 0 | 0 | 0 | 0 | 0 | 0 | 0 | 0 | 0 | 0 | 0 | 0 | .333 |
| Mar 04 | vs Idaho State | ph | 1 | 0 | 0 | 0 | 0 | 0 | 0 | 0 | 0 | 0 | 0 | 0 | 0 | 0 | 1 | 0 | 0 | 0 | .250 |
| Mar 05 | vs Buffalo | pr | 0 | 1 | 0 | 0 | 0 | 0 | 0 | 0 | 0 | 0 | 0 | 0 | 0 | 0 | 0 | 0 | 0 | 0 | .250 |
| Mar 08 | vs Washington | pr | 0 | 1 | 0 | 0 | 0 | 0 | 0 | 0 | 0 | 0 | 0 | 0 | 0 | 0 | 0 | 0 | 0 | 0 | .250 |
| Mar 10 | vs South Dakota | pr | 0 | 1 | 0 | 0 | 0 | 0 | 0 | 0 | 1 | 0 | 0 | 0 | 0 | 0 | 0 | 0 | 0 | 0 | .250 |
| Mar 18 | vs Niagara | pr | 0 | 0 | 0 | 0 | 0 | 0 | 0 | 0 | 0 | 0 | 0 | 0 | 0 | 0 | 0 | 0 | 0 | 0 | .250 |
| Mar 19 | vs Niagara | pr | 0 | 0 | 0 | 0 | 0 | 0 | 0 | 0 | 0 | 0 | 0 | 0 | 0 | 0 | 0 | 0 | 0 | 0 | .250 |
| Mar 26 | at Michigan | ph | 1 | 0 | 0 | 0 | 0 | 0 | 0 | 0 | 0 | 0 | 0 | 0 | 0 | 0 | 0 | 0 | 0 | 0 | .200 |
| Apr 09 | vs Michigan State | pr | 0 | 1 | 0 | 0 | 0 | 0 | 0 | 0 | 0 | 0 | 0 | 0 | 0 | 0 | 0 | 0 | 0 | 0 | .200 |
| Apr 19 | BUCKNELL-2 | ph | 2 | 2 | 2 | 0 | 0 | 0 | 0 | 0 | 0 | 0 | 0 | 0 | 0 | 0 | 0 | 0 | 0 | 0 | .429 |
| Apr 21 | RUTGERS | *dh | 4 | 1 | 1 | 1 | 0 | 0 | 0 | 0 | 0 | 0 | 0 | 0 | 0 | 0 | 1 | 0 | 0 | 0 | .364 |
| Apr 22 | RUTGERS | *dh | 3 | 0 | 2 | 1 | 0 | 0 | 0 | 0 | 0 | 0 | 0 | 0 | 0 | 0 | 0 | 0 | 0 | 0 | .429 |
| Apr 23 | RUTGERS | *dh | 3 | 1 | 0 | 0 | 0 | 0 | 0 | 0 | 0 | 0 | 0 | 0 | 0 | 0 | 0 | 0 | 0 | 0 | .353 |
| Apr 26 | SAINT FRANCIS-1 | *dh | 3 | 0 | 0 | 0 | 0 | 0 | 0 | 0 | 0 | 0 | 0 | 0 | 0 | 0 | 0 | 0 | 0 | 0 | .300 |
| Apr 26 | SAINT FRANCIS-2 | *dh | 3 | 0 | 0 | 0 | 0 | 0 | 0 | 0 | 0 | 0 | 0 | 0 | 0 | 0 | 1 | 0 | 0 | 0 | .261 |
| Apr 28 | at Maryland | *dh | 2 | 1 | 0 | 0 | 0 | 0 | 0 | 1 | 0 | 0 | 0 | 0 | 0 | 0 | 0 | 0 | 0 | 0 | .240 |
| Apr 29 | at Maryland | *dh | 2 | 0 | 0 | 0 | 0 | 0 | 0 | 0 | 0 | 0 | 0 | 0 | 0 | 0 | 0 | 0 | 0 | 0 | .222 |
| Apr 30 | at Maryland | *dh | 1 | 0 | 0 | 0 | 0 | 0 | 0 | 0 | 0 | 0 | 0 | 0 | 0 | 0 | 1 | 0 | 0 | 0 | .214 |
| Totals | | 9gs | 28 | 11 | 6 | 2 | 0 | 0 | 0 | 1 | 3 | 0 | 0 | 0 | 0 | 0 | 6 | 0 | 0 | 0 | .214 |

On base pct. .241 • Slugging pct. .214

CAREER HITTING STATISTICS

| Year | AVG. | GP-GS | AB | R | H | 2B | 3B | HR | RBI | TB | SLG | BB | HBP | SO | GDP | OBP | SF-SH | SB-ATT | PO-A-E | FLD% |
|--------------|-------------|-------------|-----------|-----------|----------|----------|----------|----------|----------|----------|-------------|----------|----------|----------|----------|-------------|------------|------------|--------------|-------------|
| 2017 | .214 | 24-9 | 28 | 11 | 6 | 0 | 0 | 0 | 2 | 6 | .214 | 1 | 0 | 6 | 0 | .241 | 0-0 | 3-3 | 0-0-0 | .000 |
| TOTAL | .214 | 24-9 | 28 | 11 | 6 | 0 | 0 | 0 | 2 | 6 | .214 | 1 | 0 | 6 | 0 | .241 | 0-0 | 3-3 | 0-0-0 | .000 |



5

AMANDA FERLISI

FRESHMAN | P
HAMILTON, N.J.

- >>> Had her collegiate debut vs. McNeese State (2/10)
- >>> Knocked in an RBI against Georgia Tech (2/18) with a sacrifice fly
- >>> Made her first appearance in the circle against Niagara (3/18)
- >>> Struck out two batters against the Purple Eagles

2017 Game-by-Game

PITCHING SEASON HIGH

| | |
|-----|---|
| IP | 1.0, 2x, last at George Washington (3/19) |
| H | 1, 3x, last - at Michigan (3/26) |
| R | 3 at Michigan (3/26) |
| ER | 2 at Michigan (3/26) |
| BB | 2 at Michigan (3/26) |
| K | 2 vs. Niagara (3/18) |
| 2B | 1 at Michigan (3/26) |
| 3B | N/A |
| HR | N/A |
| HBP | 1 vs. Niagara (3/18) |

BATTING SEASON HIGH

| | |
|-----|---------------------------------------|
| AB | 3 vs. Michigan State (4/8) |
| H | N/A |
| 2B | N/A |
| 3B | N/A |
| HR | N/A |
| R | 1, 2x last - vs. Rutgers (4/23) |
| RBI | 1 at Georgia Tech (2/18) |
| BB | N/A |
| SB | N/A |
| PO | N/A |
| A | 1 vs. Niagara (3/18) |

PITCHING CAREER BEST

| | |
|----|---|
| IP | ... 1.0 - 2x, last at George Washington (3/19/17) |
| K | 2 vs. Niagara (3/18/17) |
| CG | N/A |
| SO | N/A |

HITTING CAREER BEST

| | |
|-----|--|
| AB | 3 vs. Michigan State (4/8/17) |
| H | N/A |
| R | 1, 2x last - vs. Rutgers (4/23/17) |
| RBI | 1 at Georgia Tech (2/18/17) |
| BB | N/A |
| SB | N/A |

| Date | Opponent | Pos | AB | R | H | RBI | 2B | 3B | HR | BB | SB | CS | HBP | SAC | SF | GDP | K | PO | A | E | Avg |
|--------|---------------------|-----|----|---|---|-----|----|----|----|----|----|----|-----|-----|----|-----|---|----|---|---|------|
| Feb 10 | vs McNeese | ph | 1 | 0 | 0 | 0 | 0 | 0 | 0 | 0 | 0 | 0 | 0 | 0 | 0 | 0 | 0 | 0 | 0 | 0 | .000 |
| Feb 10 | at LSU | dh | 1 | 0 | 0 | 0 | 0 | 0 | 0 | 0 | 0 | 0 | 0 | 0 | 0 | 0 | 1 | 0 | 0 | 0 | .000 |
| Feb 18 | at Georgia Tech | ph | 1 | 0 | 0 | 1 | 0 | 0 | 0 | 0 | 0 | 0 | 0 | 0 | 0 | 0 | 0 | 0 | 0 | 0 | .000 |
| Feb 26 | vs Morehead State | ph | 1 | 0 | 0 | 0 | 0 | 0 | 0 | 0 | 0 | 0 | 0 | 0 | 0 | 0 | 1 | 0 | 0 | 0 | .000 |
| Mar 18 | vs Niagara | p | 0 | 0 | 0 | 0 | 0 | 0 | 0 | 0 | 0 | 0 | 0 | 0 | 0 | 0 | 0 | 0 | 1 | 0 | .000 |
| Apr 01 | INDIANA-2 | *dh | 1 | 0 | 0 | 0 | 0 | 0 | 0 | 0 | 0 | 0 | 0 | 0 | 1 | 0 | 0 | 0 | 0 | 0 | .000 |
| Apr 08 | vs Michigan State-1 | pr | 3 | 1 | 0 | 0 | 0 | 0 | 0 | 0 | 0 | 0 | 0 | 0 | 0 | 0 | 1 | 0 | 0 | 0 | .000 |
| Apr 09 | vs Michigan State | pr | 0 | 0 | 0 | 0 | 0 | 0 | 0 | 0 | 0 | 0 | 0 | 0 | 0 | 0 | 0 | 0 | 0 | 0 | .000 |
| Apr 12 | OHIO STATE-1 | pr | 0 | 0 | 0 | 0 | 0 | 0 | 0 | 0 | 0 | 0 | 0 | 0 | 0 | 0 | 0 | 0 | 0 | 0 | .000 |
| Apr 15 | at Nebraska | ph | 1 | 0 | 0 | 0 | 0 | 0 | 0 | 0 | 0 | 0 | 0 | 0 | 0 | 0 | 1 | 0 | 0 | 0 | .000 |
| Apr 19 | BUCKNELL-1 | ph | 1 | 0 | 0 | 0 | 0 | 0 | 0 | 0 | 0 | 0 | 0 | 0 | 0 | 0 | 1 | 0 | 0 | 0 | .000 |
| Apr 23 | RUTGERS | pr | 0 | 1 | 0 | 0 | 0 | 0 | 0 | 0 | 0 | 0 | 0 | 0 | 0 | 0 | 0 | 0 | 0 | 0 | .000 |
| Apr 28 | at Maryland | pr | 0 | 0 | 0 | 0 | 0 | 0 | 0 | 0 | 0 | 0 | 0 | 0 | 0 | 0 | 0 | 0 | 0 | 0 | .000 |
| Apr 29 | at Maryland | pr | 0 | 0 | 0 | 0 | 0 | 0 | 0 | 0 | 0 | 0 | 0 | 0 | 0 | 0 | 0 | 0 | 0 | 0 | .000 |
| Apr 30 | at Maryland | pr | 0 | 0 | 0 | 0 | 0 | 0 | 0 | 0 | 0 | 0 | 0 | 0 | 0 | 0 | 0 | 0 | 0 | 0 | .000 |
| Totals | | igs | 10 | 2 | 0 | 1 | 0 | 0 | 0 | 0 | 0 | 0 | 0 | 0 | 1 | 0 | 5 | 0 | 1 | 0 | .000 |

On base pct. .000 • Slugging pct. .000

| Date | Opponent | GS | IP | H | R | ER | BB | SO | 2B | 3B | HR | WP | BK | HBP | IBB | Score | W-L | Sv | ERA | NP |
|--------|----------------------|----|-----|---|---|----|----|----|----|----|----|----|----|-----|-----|-------|-----|----|------|----|
| Mar 18 | vs Niagara | | 1.0 | 1 | 2 | 0 | 0 | 2 | 0 | 0 | 0 | 0 | 0 | 1 | 0 | 13-4 | 0-0 | 0 | 0.00 | 32 |
| Mar 19 | at George Washington | | 1.0 | 1 | 0 | 0 | 0 | 1 | 0 | 0 | 0 | 0 | 0 | 0 | 0 | 2-7 | 0-0 | 0 | 0.00 | 15 |
| Mar 26 | at Michigan | | 0.0 | 1 | 3 | 2 | 2 | 0 | 1 | 0 | 0 | 0 | 0 | 0 | 0 | 0-17 | 0-0 | 0 | 7.00 | 15 |
| Totals | | 0 | 2.0 | 3 | 5 | 2 | 2 | 3 | 1 | 0 | 0 | 0 | 0 | 1 | 0 | 15-28 | 0-0 | 0 | 7.00 | - |

CAREER HITTING STATISTICS

| Year | AVG. | GP-GS | AB | R | H | 2B | 3B | HR | RBI | TB | SLG | BB | HBP | SO | GDP | OBP | SF-SH | SB-ATT | PO-A-E | FLD% |
|-------|------|-------|----|---|---|----|----|----|-----|----|------|----|-----|----|-----|------|-------|--------|--------|-------|
| 2017 | .000 | 14-1 | 10 | 2 | 0 | 0 | 0 | 0 | 1 | 0 | .000 | 0 | 0 | 3 | 0 | .000 | 0-1 | 0-0 | 0-1-0 | 1.000 |
| TOTAL | .000 | 14-1 | 10 | 2 | 0 | 0 | 0 | 0 | 1 | 0 | .000 | 0 | 0 | 3 | 0 | .000 | 0-1 | 0-0 | 0-1-0 | 1.000 |

CAREER PITCHING STATISTICS

| Year | ERA | W-L | APP | GS | CG | SHO/C | SV | IP | H | R | ER | BB | SO | 2B | 3B | HR | BF | BAA | WP | HBP | BK | SFA | SHA |
|-------|------|-----|-----|----|----|-------|----|-----|---|---|----|----|----|----|----|----|------|-----|----|-----|----|-----|-----|
| 2017 | 7.00 | 0-0 | 3 | 0 | 0 | 0/0 | 0 | 2.0 | 3 | 5 | 2 | 2 | 3 | 1 | 0 | 11 | .273 | 0 | 1 | 0 | 0 | 0 | 0 |
| TOTAL | 7.00 | 0-0 | 3 | 0 | 0 | 0/0 | 0 | 2.0 | 3 | 5 | 2 | 2 | 3 | 1 | 0 | 11 | .273 | 0 | 1 | 0 | 0 | 0 | 0 |



6

MADISON SHAFFER

SOPHOMORE | P
NEW CASTLE, PA.

- >>> Appeared in 11 games in the 2017 season with two starts
- >>> Threw three scoreless innings against No. 25 Ohio State (4/12)
- >>> Went eight innings against Saint Francis (4/28), allowing just one run to score and striking out four to tie a career-high

2017 Game-by-Game

SEASON HIGH (Pitching)

| | |
|-----|---------------------------------------|
| IP | 8.0 vs. Saint Francis (4/26) |
| H | 7 vs. Saint Francis (4/26) |
| R | 6 vs. No. 8 Washington (3/8) |
| ER | 5 vs. No. 8 Washington (3/8) |
| BB | 3 vs. Rutgers (4/21) |
| K | 4, 2x last - vs. Saint Francis (4/26) |
| 2B | 2, 3x last - vs. Saint Francis (4/26) |
| 3B | 2 vs. No. 25 Ohio State (4/12) |
| HR | N/A |
| HBP | 1, 2x last - vs. Saint Francis (4/26) |

CAREER BEST (Pitching)

| | |
|----|--|
| IP | 8.0 vs. Saint Francis (4/26/17) |
| K | 4, 2x last - vs. Saint Francis (4/26/17) |
| CG | 1 vs. Saint Francis (4/28/17) |
| SO | N/A |

| Date | Opponent | GS | IP | H | R | ER | BB | SO | 2B | 3B | HR | WP | BK | HBP | IBB | Score | W-L | Sv | ERA | NP |
|--------|---------------------|----|------|----|----|----|----|----|----|----|----|----|----|-----|-----|-------|-----|----|-------|-----|
| Feb 10 | vs McNeese | | 1.0 | 1 | 1 | 1 | 1 | 0 | 0 | 0 | 0 | 0 | 0 | 0 | 0 | 1-4 | 0-0 | 0 | 7.00 | 17 |
| Feb 11 | at LSU | | 0.2 | 6 | 5 | 2 | 1 | 0 | 2 | 0 | 0 | 2 | 0 | 0 | 0 | 1-14 | 0-0 | 0 | 12.60 | 38 |
| Feb 25 | at Coastal Carolina | | 1.0 | 1 | 0 | 0 | 0 | 1 | 0 | 0 | 0 | 0 | 0 | 0 | 0 | 1-3 | 0-0 | 0 | 7.88 | 16 |
| Feb 25 | vs Campbell | | 5.0 | 4 | 5 | 0 | 1 | 4 | 0 | 0 | 0 | 2 | 0 | 0 | 0 | 5-9 | 0-1 | 0 | 2.74 | 72 |
| Mar 04 | vs Idaho State | | 1.0 | 6 | 4 | 4 | 0 | 2 | 2 | 0 | 0 | 0 | 0 | 0 | 0 | 6-12 | 0-2 | 0 | 5.65 | 38 |
| Mar 08 | vs Washington | | 0.0 | 3 | 6 | 5 | 2 | 0 | 0 | 0 | 0 | 0 | 1 | 0 | 0 | 1-13 | 0-2 | 0 | 9.69 | 22 |
| Apr 12 | OHIO STATE-2 | | 4.0 | 3 | 1 | 1 | 2 | 2 | 0 | 2 | 0 | 2 | 0 | 0 | 0 | 7-10 | 0-2 | 0 | 7.18 | 60 |
| Apr 19 | BUCKNELL-2 | | 5.0 | 4 | 1 | 0 | 1 | 3 | 1 | 1 | 0 | 1 | 0 | 0 | 0 | 6-5 | 1-2 | 0 | 5.15 | 64 |
| Apr 21 | RUTGERS | | 2.1 | 2 | 4 | 1 | 3 | 1 | 0 | 0 | 0 | 0 | 0 | 1 | 0 | 11-9 | 1-2 | 0 | 4.90 | 51 |
| Apr 26 | SAINT FRANCIS-2 | * | 8.0 | 7 | 1 | 1 | 2 | 4 | 2 | 0 | 0 | 2 | 0 | 1 | 0 | 0-1 | 1-3 | 0 | 3.75 | 115 |
| Apr 30 | at Maryland | * | 2.1 | 4 | 4 | 2 | 0 | 0 | 0 | 1 | 0 | 0 | 0 | 1 | 0 | 7-5 | 1-3 | 0 | 3.92 | 41 |
| Totals | | 2 | 30.1 | 41 | 32 | 17 | 13 | 17 | 7 | 4 | 0 | 9 | 1 | 3 | 0 | 46-85 | 1-3 | 0 | 3.92 | - |

CAREER PITCHING STATISTICS

| Year | ERA | W-L | APP | GS | CG | SHO/C | SV | IP | H | R | ER | BB | SO | 2B | 3B | HR | BF | BAA | WP | HBP | BK | SFA | SHA |
|--------------|-------------|------------|-----------|----------|----------|----------|----------|-------------|-----------|-----------|-----------|-----------|-----------|----------|----------|----------|------------|-------------|-----------|----------|----------|----------|----------|
| 2016 | 6.42 | 1-1 | 6 | 2 | 0 | 0/0 | 0 | 12.0 | 16 | 13 | 11 | 4 | 3 | 0 | 1 | 50 | .320 | 1 | 0 | 0 | 0 | 0 | 2 |
| 2017 | 3.92 | 1-3 | 11 | 2 | 1 | 0 | 0 | 30.1 | 41 | 32 | 17 | 13 | 17 | 7 | 4 | 0 | 132 | .311 | 9 | 3 | 1 | 0 | 6 |
| TOTAL | 4.63 | 2-4 | 17 | 4 | 1 | 0 | 0 | 42.1 | 57 | 45 | 28 | 17 | 20 | 7 | 4 | 1 | 182 | .313 | 10 | 3 | 1 | 0 | 8 |



7

MARLAINA
LAUBACH

SENIOR | P
NORTHAMPTON, PA.

- >>> Appeared in 30 games with 21 starts
- >>> Fanned a career-high eight batters against South Dakota (3/10)
- >>> Pitched a complete game victory over No. 25 Ohio State with four strikeouts
- >>> Holds the Penn State career appearance record with 135 appearances

2017 Game-by-Game

SEASON HIGH

| | |
|-----|---------------------------------------|
| IP | 8.0 vs. Virginia Tech (2/18) |
| H | 10 vs. Michigan State (4/8) |
| R | 8 at No. 8 Washington (3/10) |
| ER | 8 at No. 8 Washington (3/10) |
| BB | 3, 4x last - vs. Michigan State (4/9) |
| K | 8 vs. South Dakota (3/10) |
| 2B | 2, 5x last - vs. Rutgers (4/23) |
| 3B | 2 vs. Michigan State (4/8) |
| HR | 2 vs. Michigan State (4/8) |
| HBP | 1, 5x last - vs. Saint Francis (4/26) |
| PO | 2, 3x last - vs. Michigan State (4/9) |
| A | 3 at Georgia Tech (2/18) |

CAREER BEST

| | |
|----|-----------------------------------|
| IP | 9.0 at Rutgers (3/25/16) |
| K | 8 vs. South Dakota (3/10/17) |
| CG | 46x, last - at Maryland (4/28/17) |
| SO | 5x, last - vs. Bucknell (4/19/17) |

| Date | Opponent | GS | IP | H | R | ER | BB | SO | 2B | 3B | HR | WP | BK | HBP | IBB | Score | W-L | Sv | ERA | NP |
|--------|----------------------|----|-----|-------|-----|----|----|----|----|----|----|----|----|-----|-----|-----------|------|----|------|-----|
| Feb 10 | vs McNeese | * | 6.0 | 6 | 3 | 3 | 2 | 6 | 0 | 0 | 1 | 0 | 0 | 1 | 0 | 1-4 | 0-1 | 0 | 3.50 | 98 |
| Feb 11 | at LSU | | 1.1 | 2 | 1 | 1 | 0 | 1 | 1 | 0 | 1 | 0 | 0 | 0 | 0 | 1-14 | 0-1 | 0 | 3.82 | 25 |
| Feb 12 | vs McNeese | | 1.0 | 1 | 0 | 0 | 1 | 0 | 0 | 0 | 0 | 0 | 0 | 0 | 0 | 0-6 | 0-1 | 0 | 3.36 | 15 |
| Feb 18 | vs Virginia Tech | * | 8.0 | 5 | 0 | 0 | 1 | 4 | 2 | 0 | 0 | 0 | 0 | 0 | 0 | 1-0 | 1-1 | 0 | 1.71 | 109 |
| Feb 18 | at Georgia Tech | * | 7.0 | 8 | 3 | 3 | 3 | 1 | 2 | 0 | 1 | 0 | 0 | 0 | 0 | 8-3 | 2-1 | 0 | 2.10 | 111 |
| Feb 25 | vs Campbell | * | 4.2 | 5 | 4 | 4 | 2 | 5 | 2 | 0 | 0 | 2 | 0 | 1 | 0 | 5-9 | 2-1 | 0 | 2.75 | 93 |
| Mar 03 | vs Idaho State | * | 7.0 | 5 | 2 | 1 | 0 | 1 | 0 | 0 | 1 | 0 | 0 | 0 | 0 | 5-2 | 3-1 | 0 | 2.40 | 79 |
| Mar 04 | vs Idaho State | | 2.2 | 4 | 3 | 3 | 1 | 4 | 1 | 0 | 0 | 0 | 0 | 0 | 0 | 6-12 | 3-1 | 0 | 2.79 | 52 |
| Mar 04 | at Colorado State | | 3.2 | 2 | 3 | 3 | 1 | 1 | 0 | 0 | 0 | 1 | 0 | 1 | 0 | 5-6 | 3-1 | 0 | 3.05 | 59 |
| Mar 05 | vs Buffalo | * | 3.0 | 2 | 1 | 1 | 0 | 4 | 0 | 0 | 0 | 0 | 0 | 0 | 0 | 14-1 | 3-1 | 0 | 3.00 | 36 |
| Mar 10 | vs South Dakota | * | 7.0 | 6 | 2 | 2 | 1 | 8 | 1 | 0 | 1 | 0 | 0 | 0 | 0 | 6-2 | 4-1 | 0 | 2.86 | 118 |
| Mar 10 | at Washington | * | 2.2 | 5 | 8 | 8 | 3 | 2 | 1 | 1 | 1 | 1 | 0 | 0 | 0 | 0-15 | 4-2 | 0 | 3.76 | 59 |
| Mar 18 | vs Niagara | | 3.0 | 4 | 0 | 0 | 0 | 4 | 2 | 0 | 0 | 0 | 0 | 0 | 0 | 13-4 | 5-2 | 0 | 3.56 | 49 |
| Mar 19 | at George Washington | * | 3.2 | 9 | 6 | 1 | 1 | 3 | 0 | 0 | 0 | 1 | 0 | 0 | 0 | 2-7 | 5-3 | 0 | 3.46 | 90 |
| Mar 26 | at Michigan | * | 1.0 | 5 | 4 | 4 | 0 | 0 | 1 | 0 | 1 | 0 | 0 | 0 | 0 | 0-17 | 5-4 | 0 | 3.86 | 44 |
| Mar 29 | at Pitt | * | 2.2 | 4 | 4 | 3 | 2 | 0 | 0 | 1 | 0 | 0 | 0 | 0 | 0 | 1-7 | 5-5 | 0 | 4.03 | 49 |
| Apr 01 | INDIANA-2 | | 1.0 | 0 | 0 | 0 | 0 | 0 | 0 | 0 | 0 | 0 | 0 | 0 | 0 | 3-2 | 5-5 | 1 | 3.96 | 20 |
| Apr 02 | INDIANA | * | 7.0 | 5 | 1 | 1 | 0 | 3 | 1 | 0 | 1 | 0 | 0 | 1 | 0 | 2-1 | 6-5 | 1 | 3.68 | 93 |
| Apr 08 | vs Michigan State-1 | * | 7.0 | 10 | 3 | 3 | 3 | 4 | 2 | 1 | 1 | 0 | 0 | 0 | 0 | 7-3 | 7-5 | 1 | 3.62 | 97 |
| Apr 09 | vs Michigan State | * | 4.0 | 6 | 5 | 2 | 3 | 0 | 0 | 2 | 2 | 0 | 0 | 0 | 0 | 4-6 | 7-6 | 1 | 3.61 | 60 |
| Apr 12 | OHIO STATE-1 | * | 7.0 | 7 | 1 | 1 | 2 | 4 | 1 | 0 | 0 | 0 | 0 | 0 | 0 | 2-1 | 8-6 | 1 | 3.41 | 107 |
| Apr 14 | at Nebraska | * | 7.1 | 6 | 2 | 1 | 2 | 1 | 1 | 0 | 1 | 0 | 0 | 0 | 0 | 1-2 | 8-7 | 1 | 3.23 | 96 |
| Apr 15 | at Nebraska | | 0.1 | 1 | 1 | 0 | 1 | 0 | 0 | 0 | 0 | 0 | 0 | 0 | 0 | 4-5 | 8-8 | 1 | 3.21 | 9 |
| Apr 16 | at Nebraska | | 4.0 | 7 | 3 | 2 | 0 | 0 | 1 | 0 | 0 | 0 | 0 | 0 | 0 | 4-6 | 8-8 | 1 | 3.23 | 65 |
| Apr 19 | BUCKNELL-1 | * | 7.0 | 5 | 0 | 0 | 2 | 1 | 1 | 0 | 0 | 0 | 0 | 0 | 0 | 1-0 | 9-8 | 1 | 3.02 | 73 |
| Apr 21 | RUTGERS | * | 2.0 | 5 | 5 | 3 | 0 | 0 | 0 | 1 | 0 | 0 | 0 | 0 | 0 | 11-9 | 9-8 | 1 | 3.15 | 36 |
| Apr 23 | RUTGERS | * | 6.0 | 9 | 2 | 2 | 1 | 2 | 2 | 0 | 0 | 1 | 0 | 0 | 0 | 4-6 | 9-8 | 1 | 3.11 | 103 |
| Apr 26 | SAINT FRANCIS-1 | * | 7.0 | 5 | 2 | 2 | 1 | 4 | 1 | 0 | 0 | 0 | 0 | 1 | 0 | 0-2 | 9-9 | 1 | 3.05 | 98 |
| Apr 28 | at Maryland | * | 7.0 | 8 | 3 | 1 | 1 | 0 | 2 | 0 | 0 | 0 | 0 | 0 | 0 | 10-3 | 10-9 | 1 | 2.94 | 97 |
| Apr 30 | at Maryland | | 3.2 | 5 | 1 | 1 | 0 | 2 | 0 | 0 | 0 | 0 | 0 | 0 | 0 | 7-5 | 11-9 | 1 | 2.91 | 63 |
| Totals | | | 21 | 134.2 | 152 | 73 | 56 | 34 | 65 | 25 | 6 | 12 | 6 | 0 | 5 | 0 128-160 | 11-9 | 1 | 2.91 | - |

CAREER PITCHING STATISTICS

| Year | ERA | W-L | APP | GS | CG | SHO/C | SV | IP | H | R | ER | BB | SO | 2B | 3B | HR | BF | BAA | WP | HBP | BK | SFA | SHA |
|--------------|-------------|--------------|------------|-----------|-----------|----------|----------|--------------|------------|------------|------------|------------|------------|------------|-----------|-----------|-------------|-------------|-----------|-----------|----------|-----------|-----------|
| 2014 | 3.64 | 9-18 | 30 | 24 | 15 | 0/1 | 1 | 148.0 | 180 | 95 | 77 | 49 | 77 | 28 | 1 | 22 | 591 | .305 | 5 | 5 | 1 | 5 | 22 |
| 2015 | 4.07 | 13-10 | 34 | 19 | 8 | 2/1 | 0 | 141.0 | 161 | 98 | 82 | 49 | 87 | 32 | 2 | 29 | 563 | .286 | 4 | 8 | 0 | 4 | 14 |
| 2016 | 3.34 | 12-13 | 41 | 29 | 12 | 1/0 | 2 | 165.2 | 181 | 94 | 79 | 61 | 89 | 39 | 4 | 11 | 656 | .276 | 13 | 11 | 0 | 6 | 15 |
| 2017 | 2.91 | 11-9 | 30 | 21 | 11 | 2 | 1 | 134.2 | 152 | 73 | 56 | 34 | 65 | 25 | 6 | 12 | 539 | .282 | 6 | 5 | 0 | 4 | 19 |
| TOTAL | 3.49 | 45-50 | 135 | 93 | 46 | 5 | 4 | 589.1 | 674 | 360 | 294 | 193 | 318 | 124 | 13 | 74 | 2349 | .287 | 28 | 29 | 1 | 19 | 70 |



9

TORI DUBOIS

SOPHOMORE | UTL
MT. VERNON, N.H.

- >>> Has started all 51 games in left field
- >>> Holds a nine-game reached base streak heading into the final series of the regular season
- >>> Leads the Big Ten with a .490 batting average and 31 hits in conference contests

2017 Game-by-Game

SEASON HIGH

| | |
|-----|----------------------------------|
| AB | 4, 5x last - vs. Rutgers (4/23) |
| H | 3, 3x last - at Maryland (4/30) |
| 2B | 1, 6x last - vs. Rutgers (4/21) |
| 3B | 1, 2x last - at Maryland (4/30) |
| HR | 1, 6x last - at Maryland (4/28) |
| R | 2, 8x last - at Maryland (4/28) |
| RBI | 4, 2x last - at Nebraska (4/16) |
| BB | 2, 3x last - vs. Bucknell (4/19) |
| SB | 1 vs. Idaho State (3/3) |
| PO | 6 at Maryland (4/28) |
| A | 1, 5x last - vs. Rutgers (4/21) |

CAREER BEST

| | |
|-----|---------------------------------------|
| AB | 4, 11x last - vs. Rutgers (4/21/17) |
| H | 3, 5x last - at Maryland (4/30/17) |
| R | 2, 8x last - at Maryland (4/28/17) |
| RBI | 4, 3x last - at Nebraska (4/16/17) |
| BB | 2, 2x last - vs. Ohio State (4/12/17) |
| SB | 1, 2x last - vs. Idaho State (3/3/17) |

| MULTI-HIT GAMES | 2 | 3 | 4 | 5+ | Total |
|-----------------|-----------|----------|----------|----------|-----------|
| 2016 | 3 | 2 | - | - | 5 |
| 2017 | 12 | 3 | - | - | 15 |
| TOTAL | 15 | 5 | - | - | 30 |

| MULTI-RBI GAMES | 2 | 3 | 4 | 5+ | Total |
|-----------------|----------|----------|----------|----------|-----------|
| 2016 | 1 | - | 1 | - | 2 |
| 2017 | 7 | - | 2 | - | 9 |
| TOTAL | 8 | - | 3 | - | 11 |

CAREER STREAKS

| | |
|----------------|----------------|
| Hitting Streak | 5 games (2017) |
| Reaching Base | 9 games (2017) |

| Date | Opponent | Pos | AB | R | H | RBI | 2B | 3B | HR | BB | SB | CS | HBP | SAC | SF | GDP | K | PO | A | E | Avg | |
|--------|----------------------|-----|------|-----|----|-----|----|----|----|----|----|----|-----|-----|----|-----|---|----|----|---|------|------|
| Feb 10 | vs McNeese | *of | 3 | 0 | 0 | 0 | 0 | 0 | 0 | 0 | 0 | 0 | 0 | 0 | 0 | 0 | 0 | 2 | 0 | 0 | .000 | |
| Feb 10 | at LSU | *of | 3 | 1 | 1 | 2 | 0 | 0 | 0 | 1 | 0 | 0 | 0 | 0 | 0 | 0 | 1 | 3 | 0 | 0 | .167 | |
| Feb 11 | vs Oklahoma St. | *of | 2 | 0 | 0 | 0 | 0 | 0 | 0 | 0 | 0 | 0 | 0 | 1 | 0 | 0 | 0 | 2 | 0 | 0 | .125 | |
| Feb 11 | at LSU | *of | 1 | 1 | 0 | 0 | 0 | 0 | 0 | 1 | 0 | 0 | 0 | 0 | 0 | 0 | 1 | 0 | 1 | 1 | .111 | |
| Feb 12 | vs McNeese | *of | 3 | 0 | 0 | 0 | 0 | 0 | 0 | 0 | 0 | 0 | 0 | 0 | 0 | 0 | 0 | 3 | 0 | 0 | .083 | |
| Feb 17 | at Georgia Tech | *of | 2 | 0 | 0 | 0 | 0 | 0 | 0 | 0 | 0 | 0 | 1 | 0 | 0 | 0 | 0 | 3 | 0 | 0 | .071 | |
| Feb 18 | vs Virginia Tech | *of | 3 | 0 | 1 | 0 | 0 | 0 | 0 | 1 | 0 | 0 | 0 | 0 | 0 | 0 | 0 | 3 | 0 | 0 | .118 | |
| Feb 18 | at Georgia Tech | *of | 3 | 1 | 2 | 4 | 0 | 0 | 1 | 0 | 0 | 0 | 0 | 0 | 0 | 0 | 0 | 2 | 0 | 0 | .200 | |
| Feb 19 | vs Virginia Tech | *of | 3 | 0 | 1 | 0 | 0 | 0 | 0 | 0 | 0 | 0 | 1 | 0 | 0 | 0 | 0 | 1 | 0 | 0 | .217 | |
| Feb 25 | at Coastal Carolina | *of | 2 | 1 | 1 | 0 | 0 | 0 | 0 | 1 | 0 | 0 | 0 | 0 | 0 | 0 | 0 | 2 | 0 | 0 | .240 | |
| Feb 25 | vs Campbell | *of | 3 | 0 | 0 | 0 | 0 | 0 | 0 | 2 | 0 | 0 | 0 | 0 | 0 | 0 | 0 | 0 | 0 | 0 | .214 | |
| Feb 26 | vs Cleveland State | *of | 3 | 0 | 0 | 1 | 0 | 0 | 0 | 0 | 0 | 0 | 0 | 0 | 0 | 0 | 1 | 0 | 0 | 0 | .194 | |
| Feb 26 | vs Morehead State | *of | 3 | 0 | 1 | 0 | 0 | 0 | 0 | 0 | 0 | 0 | 0 | 0 | 0 | 0 | 2 | 0 | 0 | 0 | .206 | |
| Mar 03 | vs Idaho State | *of | 3 | 1 | 0 | 0 | 0 | 0 | 0 | 1 | 1 | 0 | 0 | 0 | 0 | 0 | 0 | 3 | 0 | 0 | .189 | |
| Mar 03 | at Colorado State | *of | 3 | 0 | 0 | 0 | 0 | 0 | 0 | 0 | 0 | 0 | 0 | 0 | 0 | 0 | 0 | 1 | 0 | 0 | .175 | |
| Mar 04 | vs Idaho State | *of | 2 | 0 | 0 | 0 | 0 | 0 | 0 | 0 | 0 | 0 | 0 | 0 | 0 | 0 | 1 | 0 | 0 | 0 | .167 | |
| Mar 04 | at Colorado State | *of | 1 | 1 | 1 | 2 | 0 | 0 | 0 | 1 | 0 | 0 | 0 | 0 | 0 | 0 | 0 | 1 | 0 | 0 | .186 | |
| Mar 05 | vs Buffalo | *of | 3 | 1 | 2 | 0 | 1 | 0 | 0 | 0 | 0 | 0 | 0 | 0 | 0 | 0 | 0 | 1 | 0 | 0 | .217 | |
| Mar 08 | vs Washington | *of | 2 | 0 | 1 | 0 | 0 | 0 | 0 | 1 | 0 | 0 | 0 | 0 | 0 | 0 | 0 | 3 | 0 | 0 | .229 | |
| Mar 09 | at Washington | *of | 1 | 1 | 1 | 0 | 0 | 0 | 0 | 1 | 0 | 0 | 0 | 0 | 0 | 0 | 0 | 0 | 0 | 0 | .245 | |
| Mar 10 | vs South Dakota | *of | 3 | 2 | 1 | 0 | 0 | 0 | 0 | 0 | 0 | 0 | 0 | 0 | 0 | 0 | 0 | 2 | 0 | 0 | .250 | |
| Mar 10 | at Washington | *of | 2 | 0 | 0 | 0 | 0 | 0 | 0 | 0 | 0 | 0 | 0 | 0 | 0 | 0 | 0 | 1 | 0 | 0 | .241 | |
| Mar 18 | vs Niagara | *of | 4 | 2 | 1 | 0 | 0 | 0 | 0 | 0 | 0 | 0 | 0 | 0 | 0 | 0 | 0 | 1 | 0 | 0 | .241 | |
| Mar 18 | at George Washington | *of | 3 | 0 | 0 | 0 | 0 | 0 | 0 | 0 | 0 | 0 | 0 | 0 | 0 | 0 | 0 | 0 | 0 | 0 | .230 | |
| Mar 19 | vs Niagara | *of | 3 | 0 | 2 | 1 | 0 | 0 | 0 | 0 | 0 | 1 | 0 | 0 | 0 | 0 | 0 | 2 | 0 | 0 | .250 | |
| Mar 19 | at George Washington | *of | 3 | 1 | 1 | 0 | 0 | 0 | 0 | 0 | 0 | 0 | 0 | 0 | 0 | 0 | 0 | 0 | 1 | 0 | .254 | |
| Mar 24 | at Michigan | *of | 3 | 0 | 2 | 0 | 1 | 0 | 0 | 0 | 0 | 0 | 0 | 0 | 0 | 0 | 1 | 0 | 0 | 0 | .271 | |
| Mar 25 | at Michigan | *of | 2 | 0 | 0 | 0 | 0 | 0 | 0 | 0 | 0 | 0 | 0 | 0 | 1 | 0 | 4 | 0 | 0 | 0 | .264 | |
| Mar 26 | at Michigan | *of | 1 | 0 | 0 | 0 | 0 | 0 | 0 | 0 | 0 | 0 | 0 | 0 | 0 | 0 | 1 | 3 | 0 | 0 | .260 | |
| Mar 29 | at Pitt | *of | 2 | 0 | 1 | 0 | 0 | 0 | 0 | 0 | 0 | 0 | 0 | 0 | 0 | 0 | 0 | 1 | 0 | 0 | .267 | |
| Apr 01 | INDIANA-1 | *of | 3 | 0 | 1 | 0 | 0 | 0 | 0 | 0 | 0 | 0 | 1 | 0 | 0 | 0 | 1 | 2 | 0 | 0 | .269 | |
| Apr 01 | INDIANA-2 | *of | 3 | 1 | 2 | 1 | 1 | 0 | 0 | 0 | 0 | 0 | 0 | 0 | 0 | 0 | 0 | 0 | 0 | 0 | .284 | |
| Apr 02 | INDIANA | *of | 3 | 0 | 0 | 0 | 0 | 0 | 0 | 0 | 0 | 0 | 0 | 0 | 0 | 0 | 2 | 3 | 0 | 0 | .274 | |
| Apr 08 | vs Michigan State-1 | *of | 4 | 2 | 3 | 2 | 0 | 0 | 1 | 0 | 0 | 0 | 0 | 0 | 0 | 0 | 0 | 2 | 1 | 0 | .295 | |
| Apr 08 | vs Michigan State-2 | *of | 3 | 1 | 2 | 1 | 1 | 0 | 0 | 0 | 0 | 0 | 0 | 0 | 0 | 0 | 0 | 1 | 0 | 0 | .308 | |
| Apr 09 | vs Michigan State | *of | 4 | 1 | 2 | 0 | 0 | 0 | 0 | 0 | 0 | 0 | 0 | 0 | 0 | 0 | 0 | 0 | 0 | 0 | .316 | |
| Apr 12 | OHIO STATE-1 | *of | 2 | 0 | 0 | 0 | 0 | 0 | 0 | 0 | 0 | 0 | 1 | 0 | 0 | 0 | 0 | 0 | 1 | 0 | .309 | |
| Apr 12 | OHIO STATE-2 | *of | 3 | 2 | 2 | 1 | 0 | 0 | 0 | 2 | 0 | 0 | 0 | 0 | 0 | 0 | 0 | 0 | 0 | 0 | .320 | |
| Apr 14 | at Nebraska | *of | 3 | 0 | 2 | 0 | 1 | 0 | 0 | 0 | 0 | 0 | 0 | 0 | 0 | 0 | 0 | 4 | 0 | 0 | .330 | |
| Apr 15 | at Nebraska | *of | 3 | 2 | 1 | 1 | 0 | 0 | 1 | 0 | 0 | 0 | 1 | 0 | 0 | 0 | 0 | 4 | 0 | 0 | .330 | |
| Apr 16 | at Nebraska | *of | 4 | 1 | 2 | 4 | 0 | 0 | 1 | 0 | 0 | 0 | 0 | 0 | 0 | 0 | 1 | 4 | 1 | 0 | .336 | |
| Apr 19 | BUCKNELL-1 | *of | 3 | 0 | 0 | 0 | 0 | 0 | 0 | 0 | 0 | 0 | 0 | 0 | 0 | 0 | 0 | 3 | 0 | 0 | .327 | |
| Apr 19 | BUCKNELL-2 | *of | 2 | 0 | 1 | 0 | 0 | 0 | 0 | 2 | 0 | 0 | 0 | 0 | 0 | 0 | 0 | 2 | 0 | 0 | .330 | |
| Apr 21 | RUTGERS | *of | 3 | 2 | 3 | 2 | 0 | 0 | 1 | 0 | 0 | 0 | 2 | 0 | 0 | 0 | 0 | 5 | 1 | 1 | .347 | |
| Apr 22 | RUTGERS | *of | 3 | 2 | 2 | 2 | 1 | 0 | 0 | 1 | 0 | 0 | 0 | 0 | 0 | 0 | 0 | 2 | 0 | 0 | .355 | |
| Apr 23 | RUTGERS | *of | 4 | 0 | 1 | 1 | 0 | 0 | 0 | 0 | 0 | 0 | 0 | 0 | 0 | 0 | 0 | 3 | 0 | 0 | .352 | |
| Apr 26 | SAINT FRANCIS-1 | *of | 2 | 0 | 1 | 0 | 0 | 0 | 0 | 1 | 0 | 0 | 1 | 0 | 0 | 0 | 0 | 3 | 0 | 0 | .354 | |
| Apr 26 | SAINT FRANCIS-2 | *of | 2 | 0 | 0 | 0 | 0 | 0 | 0 | 1 | 0 | 0 | 0 | 0 | 0 | 0 | 1 | 1 | 0 | 0 | .349 | |
| Apr 28 | at Maryland | *of | 4 | 2 | 2 | 2 | 0 | 0 | 1 | 0 | 0 | 0 | 1 | 0 | 0 | 0 | 1 | 6 | 0 | 0 | .353 | |
| Apr 29 | at Maryland | *of | 4 | 1 | 1 | 0 | 0 | 1 | 0 | 1 | 0 | 0 | 0 | 0 | 0 | 0 | 0 | 3 | 0 | 0 | .350 | |
| Apr 30 | at Maryland | *of | 4 | 1 | 3 | 2 | 0 | 1 | 0 | 0 | 0 | 0 | 0 | 0 | 0 | 0 | 0 | 1 | 0 | 0 | .362 | |
| Totals | | | 51gs | 141 | 31 | 51 | 29 | 6 | 2 | 6 | 17 | 2 | 1 | 8 | 2 | 0 | 1 | 14 | 94 | 5 | 2 | .362 |

On base pct. .458 • Slugging pct. .560

CAREER HITTING STATISTICS

| Year | AVG. | GP-GS | AB | R | H | 2B | 3B | HR | RBI | TB | SLG | BB | HBP | SO | GDP | OBP | SF-SH | SB-ATT | PO-A-E | FLD% |
|--------------|-------------|--------------|------------|-----------|-----------|-----------|----------|----------|-----------|------------|-------------|-----------|-----------|-----------|----------|-------------|------------|------------|----------------|-------------|
| 2016 | .294 | 39-35 | 102 | 16 | 30 | 5 | 1 | 1 | 14 | 40 | .392 | 6 | 4 | 11 | 0 | .357 | 0-3 | 1-1 | 33-1-3 | .919 |
| 2017 | .362 | 51-51 | 141 | 31 | 51 | 6 | 2 | 6 | 29 | 79 | .560 | 17 | 8 | 14 | 1 | .458 | 0-2 | 2-3 | 94-5-2 | .980 |
| TOTAL | .333 | 90-86 | 243 | 47 | 81 | 11 | 3 | 7 | 43 | 119 | .490 | 23 | 12 | 25 | 1 | .417 | 0-5 | 3-4 | 127-6-5 | .964 |



11

SAM SHANAHAN

SENIOR | INF
SEATTLE, WASH.

- >>> Started 35 games in right field and has appeared in 42 games in 2017
- >>> Tallied two multi-hit games at the Colorado State Classic
- >>> Drove in three RBIs at the Colorado State Classic

2017 Game-by-Game

SEASON HIGH

| | |
|-----|---------------------------------------|
| AB | 4, 3x last - at Maryland (4/29) |
| H | 3 vs. Idaho State (3/3) |
| 2B | 1, 2x last - vs. Idaho State (3/4) |
| 3B | 1 vs. Idaho State (3/4) |
| HR | N/A |
| R | 2, 2x last - vs. Cleveland St. (2/26) |
| RBI | 2, 2x last - vs. Buffalo (3/5) |
| BB | 3 vs. Virginia Tech (2/18) |
| SB | 1 vs. Idaho State (3/3) |
| PO | 3 vs. Bucknell (4/19) |
| A | 1 at Pitt (3/29) |

CAREER BEST

| | |
|-----|--|
| AB | 4, 3x last - at Maryland (4/29/17) |
| H | 3 vs. Idaho State (3/3/17) |
| R | 2, 3x last - vs. Cleveland St. (2/26/17) |
| RBI | 2, 2x last - vs. Buffalo (3/5) |
| BB | 3 vs. Virginia Tech (2/18/17) |
| SB | N/A |

| MULTI-HIT GAMES | 2 | 3 | 4 | 5+ | Total |
|-----------------|----------|----------|----------|----------|----------|
| 2014 | 1 | - | - | - | 1 |
| 2015 | - | - | DNP | - | - |
| 2016 | - | - | - | - | - |
| 2017 | 1 | 1 | - | - | 2 |
| TOTAL | 2 | 1 | - | - | 3 |

| MULTI-RBI GAMES | 2 | 3 | 4 | 5+ | Total |
|-----------------|----------|----------|----------|----------|----------|
| 2014 | - | - | - | - | - |
| 2015 | - | - | DNP | - | - |
| 2016 | - | - | - | - | - |
| 2017 | 2 | - | - | - | 2 |
| TOTAL | 2 | - | - | - | 2 |

CAREER STREAKS


| | |
|----------------|----------------|
| Hitting Streak | 3 games (2017) |
| Reaching Base | 4 games (2017) |

| Date | Opponent | Pos | AB | R | H | RBI | 2B | 3B | HR | BB | SB | CS | HBP | SAC | SF | GDP | K | PO | A | E | Avg | |
|--------|----------------------|--------|------|----|----|-----|----|----|----|----|----|----|-----|-----|----|-----|---|----|----|---|-----|------|
| Feb 11 | vs Oklahoma St. | *dh | 3 | 0 | 0 | 0 | 0 | 0 | 0 | 0 | 0 | 0 | 0 | 0 | 0 | 0 | 0 | 0 | 0 | 0 | 0 | .000 |
| Feb 11 | at LSU | pr | 0 | 0 | 0 | 0 | 0 | 0 | 0 | 0 | 0 | 0 | 0 | 0 | 0 | 0 | 0 | 0 | 0 | 0 | 0 | .000 |
| Feb 12 | vs McNeese | *of | 2 | 0 | 1 | 0 | 0 | 0 | 0 | 0 | 0 | 0 | 0 | 0 | 0 | 1 | 0 | 1 | 0 | 0 | 0 | .200 |
| Feb 17 | at Georgia Tech | *of | 2 | 0 | 0 | 0 | 0 | 0 | 0 | 0 | 0 | 0 | 0 | 0 | 0 | 0 | 1 | 0 | 0 | 0 | 0 | .143 |
| Feb 18 | vs Virginia Tech | *of/dh | 0 | 0 | 0 | 0 | 0 | 0 | 0 | 3 | 0 | 0 | 0 | 0 | 0 | 0 | 0 | 0 | 0 | 0 | 0 | .143 |
| Feb 18 | at Georgia Tech | *of | 2 | 2 | 1 | 0 | 0 | 0 | 0 | 1 | 0 | 0 | 0 | 0 | 0 | 0 | 1 | 0 | 0 | 0 | 0 | .222 |
| Feb 19 | vs Virginia Tech | *of | 1 | 1 | 0 | 0 | 0 | 0 | 0 | 1 | 0 | 0 | 0 | 1 | 0 | 0 | 0 | 1 | 0 | 0 | 0 | .200 |
| Feb 25 | at Coastal Carolina | *of | 2 | 0 | 0 | 0 | 0 | 0 | 0 | 0 | 0 | 0 | 0 | 0 | 0 | 2 | 0 | 0 | 0 | 0 | 0 | .167 |
| Feb 25 | vs Campbell | pr | 0 | 0 | 0 | 0 | 0 | 0 | 0 | 0 | 0 | 0 | 0 | 0 | 0 | 0 | 0 | 0 | 0 | 0 | 0 | .167 |
| Feb 26 | vs Cleveland State | *of | 3 | 2 | 1 | 2 | 1 | 0 | 0 | 0 | 0 | 0 | 0 | 0 | 0 | 0 | 0 | 0 | 0 | 0 | 0 | .200 |
| Feb 26 | vs Morehead State | *of | 2 | 0 | 0 | 0 | 0 | 0 | 0 | 0 | 0 | 0 | 0 | 1 | 0 | 0 | 1 | 2 | 0 | 0 | 0 | .176 |
| Mar 03 | vs Idaho State | *of | 4 | 1 | 3 | 1 | 1 | 0 | 0 | 0 | 1 | 0 | 0 | 0 | 0 | 0 | 0 | 0 | 0 | 0 | 0 | .286 |
| Mar 03 | at Colorado State | *of | 3 | 0 | 0 | 0 | 0 | 0 | 0 | 0 | 0 | 0 | 0 | 0 | 0 | 0 | 0 | 0 | 0 | 0 | 0 | .250 |
| Mar 04 | vs Idaho State | *of | 3 | 1 | 1 | 0 | 0 | 1 | 0 | 0 | 0 | 0 | 0 | 0 | 0 | 0 | 0 | 0 | 0 | 0 | 0 | .259 |
| Mar 04 | at Colorado State | *of | 4 | 1 | 1 | 0 | 0 | 0 | 0 | 0 | 0 | 0 | 0 | 0 | 0 | 0 | 0 | 1 | 0 | 0 | 0 | .258 |
| Mar 05 | vs Buffalo | *of | 3 | 1 | 2 | 2 | 0 | 0 | 0 | 0 | 0 | 0 | 0 | 0 | 0 | 0 | 0 | 0 | 0 | 0 | 0 | .294 |
| Mar 08 | vs Washington | *of | 2 | 0 | 0 | 0 | 0 | 0 | 0 | 0 | 0 | 0 | 0 | 0 | 0 | 0 | 0 | 0 | 0 | 0 | 0 | .278 |
| Mar 10 | vs South Dakota | *of | 2 | 1 | 0 | 0 | 0 | 0 | 0 | 1 | 0 | 0 | 0 | 0 | 0 | 0 | 0 | 1 | 1 | 0 | 0 | .283 |
| Mar 10 | at Washington | *of | 0 | 0 | 0 | 0 | 0 | 0 | 0 | 0 | 0 | 0 | 0 | 0 | 0 | 0 | 2 | 0 | 0 | 0 | 0 | .250 |
| Mar 18 | vs Niagara | *of | 3 | 1 | 0 | 0 | 0 | 0 | 0 | 0 | 0 | 0 | 0 | 0 | 0 | 0 | 0 | 0 | 1 | 0 | 0 | .233 |
| Mar 18 | at George Washington | pr | 0 | 1 | 0 | 0 | 0 | 0 | 0 | 0 | 0 | 0 | 0 | 0 | 0 | 0 | 0 | 0 | 0 | 0 | 0 | .233 |
| Mar 19 | vs Niagara | dh | 1 | 0 | 1 | 1 | 0 | 0 | 0 | 0 | 0 | 0 | 0 | 0 | 0 | 0 | 0 | 0 | 0 | 0 | 0 | .250 |
| Mar 19 | at George Washington | *of | 3 | 0 | 1 | 1 | 0 | 0 | 0 | 0 | 0 | 0 | 0 | 0 | 0 | 0 | 1 | 1 | 0 | 0 | 0 | .255 |
| Mar 24 | at Michigan | *of | 2 | 0 | 0 | 0 | 0 | 0 | 0 | 0 | 0 | 0 | 0 | 0 | 0 | 0 | 2 | 1 | 0 | 0 | 0 | .245 |
| Mar 25 | at Michigan | *of | 2 | 0 | 0 | 0 | 0 | 0 | 0 | 0 | 0 | 0 | 0 | 0 | 0 | 0 | 0 | 0 | 0 | 1 | 0 | .235 |
| Mar 26 | at Michigan | *of | 1 | 0 | 0 | 0 | 0 | 0 | 0 | 0 | 0 | 0 | 0 | 0 | 0 | 0 | 0 | 1 | 0 | 0 | 0 | .231 |
| Mar 29 | at Pitt | *of | 1 | 0 | 0 | 0 | 0 | 0 | 0 | 2 | 0 | 0 | 0 | 0 | 0 | 0 | 0 | 1 | 1 | 0 | 0 | .226 |
| Apr 01 | INDIANA-1 | *of | 3 | 0 | 0 | 0 | 0 | 0 | 0 | 0 | 0 | 0 | 0 | 0 | 0 | 0 | 0 | 1 | 0 | 0 | 0 | .214 |
| Apr 02 | INDIANA | *dh | 3 | 0 | 1 | 1 | 0 | 0 | 0 | 0 | 0 | 0 | 0 | 0 | 0 | 0 | 0 | 0 | 0 | 0 | 0 | .220 |
| Apr 08 | vs Michigan State-1 | *of | 1 | 0 | 0 | 0 | 0 | 0 | 0 | 2 | 0 | 0 | 0 | 1 | 0 | 0 | 0 | 0 | 0 | 0 | 0 | .217 |
| Apr 08 | vs Michigan State-2 | *of | 1 | 0 | 0 | 0 | 0 | 0 | 0 | 1 | 0 | 0 | 0 | 0 | 0 | 0 | 1 | 0 | 0 | 0 | 0 | .213 |
| Apr 09 | vs Michigan State | *of | 1 | 1 | 0 | 0 | 0 | 0 | 0 | 1 | 0 | 0 | 1 | 0 | 0 | 0 | 0 | 0 | 0 | 0 | 0 | .210 |
| Apr 14 | at Nebraska | *of | 0 | 0 | 0 | 0 | 0 | 0 | 0 | 0 | 0 | 0 | 0 | 0 | 0 | 0 | 0 | 0 | 0 | 0 | 0 | .210 |
| Apr 19 | BUCKNELL-1 | *of | 2 | 0 | 0 | 0 | 0 | 0 | 0 | 0 | 0 | 0 | 0 | 0 | 0 | 0 | 0 | 1 | 3 | 0 | 0 | .203 |
| Apr 19 | BUCKNELL-2 | *of | 1 | 0 | 0 | 0 | 0 | 0 | 0 | 0 | 0 | 0 | 0 | 0 | 0 | 0 | 0 | 0 | 0 | 0 | 0 | .200 |
| Apr 22 | RUTGERS | pr | 0 | 0 | 0 | 0 | 0 | 0 | 0 | 0 | 0 | 0 | 0 | 0 | 0 | 0 | 0 | 0 | 0 | 0 | 0 | .200 |
| Apr 23 | RUTGERS | ph/of | 0 | 0 | 0 | 1 | 0 | 0 | 0 | 0 | 0 | 0 | 1 | 0 | 0 | 0 | 0 | 0 | 0 | 0 | 0 | .200 |
| Apr 26 | SAINT FRANCIS-1 | *of | 1 | 0 | 0 | 0 | 0 | 0 | 0 | 1 | 0 | 0 | 0 | 0 | 0 | 0 | 0 | 1 | 1 | 0 | 0 | .197 |
| Apr 26 | SAINT FRANCIS-2 | *of | 2 | 0 | 0 | 0 | 0 | 0 | 0 | 0 | 0 | 0 | 0 | 0 | 0 | 0 | 2 | 2 | 0 | 0 | 0 | .191 |
| Apr 28 | at Maryland | *of | 3 | 0 | 0 | 0 | 0 | 0 | 0 | 1 | 0 | 0 | 0 | 0 | 0 | 0 | 0 | 0 | 0 | 0 | 0 | .183 |
| Apr 29 | at Maryland | *of | 4 | 0 | 0 | 0 | 0 | 0 | 0 | 0 | 0 | 0 | 0 | 0 | 0 | 0 | 2 | 2 | 0 | 0 | 0 | .173 |
| Apr 30 | at Maryland | *of | 1 | 0 | 0 | 0 | 0 | 0 | 0 | 0 | 0 | 0 | 0 | 0 | 0 | 0 | 0 | 2 | 0 | 0 | 0 | .171 |
| Totals | | | 35gs | 76 | 13 | 13 | 9 | 2 | 1 | 0 | 14 | 1 | 0 | 1 | 4 | 0 | 1 | 18 | 22 | 1 | 1 | .171 |

On base pct. .308 • Slugging pct. .224

CAREER HITTING STATISTICS

| Year | AVG. | GP-GS | AB | R | H | 2B | 3B | HR | RBI | TB | SLG | BB | HBP | SO | GDP | OBP | SF-SH | SB-ATT | PO-A-E | FLD% | |
|--------------|-------------|--------------|------------|-----------|-----------|----------|----------|----------|-----------|-----------|-------------|-----------|----------|-----------|----------|-------------|------------|------------|----------------|-------------|--|
| 2014 | .113 | 40-35 | 62 | 5 | 7 | 1 | 0 | 0 | 1 | 8 | .129 | 3 | 0 | 17 | 0 | .154 | 0-0 | 0-0 | 37-42-5 | .940 | |
| 2015 | | | | | | | | | | | DNP | | | | | | | | | | |
| 2016 | .000 | 5-1 | 4 | 1 | 0 | 0 | 0 | 0 | 0 | 0 | .000 | 1 | 0 | 2 | 0 | .200 | 0-0 | 0-0 | 0-0-0 | .000 | |
| 2017 | .171 | 42-35 | 76 | 13 | 13 | 2 | 1 | 0 | 9 | 17 | .224 | 14 | 1 | 18 | 1 | .308 | 0-4 | 1-1 | 22-1-1 | .958 | |
| TOTAL | .141 | 87-71 | 142 | 19 | 20 | 3 | 1 | 0 | 10 | 25 | .176 | 18 | 1 | 37 | 1 | .242 | 0-4 | 1-1 | 59-43-6 | .944 | |



13

MIA MONOPOLI

R-JUNIOR | C
SAN FRANCISCO, CALIF.

- >>> Has started 25 games with 23 starts behind the plate
- >>> Drove in two RBIs on one hit at Georgia Tech (2/17)
- >>> Also brought in two RBIs on three hits, including two doubles at George Washington (3/18)

2017 Game-by-Game

SEASON HIGH

| | |
|-----|--|
| AB | 4 vs. Campbell (2/25) |
| H | 3 at George Washington (3/18) |
| 2B | 2 at George Washington (3/18) |
| 3B | N/A |
| HR | N/A |
| R | 2 vs. No. 25 Ohio State (4/12) |
| RBI | 2, 2x last - at George Washington (3/18) |
| BB | 1, 4x last - at Michigan (3/25) |
| SB | N/A |
| PO | 10, 2x last - vs. Cleveland St. (2/26) |
| A | 2 at Colorado St. (3/3) |

CAREER BEST

| | |
|-----|---|
| AB | 4, 2x last - vs. Campbell (2/25/17) |
| H | 3 at George Washington (3/18/17) |
| R | 2 vs. No. 25 Ohio State (4/12) |
| RBI | 2, 5x last - at George Washington (3/18/17) |
| BB | 1, 12x last - at Michigan (3/25/17) |
| SB | N/A |

MULTI-HIT GAMES

| Year | 2 | 3 | 4 | 5+ | Total |
|--------------|----------|----------|----------|----------|----------|
| 2014 | | | DNP | | |
| 2015 | 3 | - | - | - | 3 |
| 2016 | | | DNP | | |
| 2017 | 2 | 1 | - | - | 3 |
| TOTAL | 5 | 1 | - | - | 6 |

MULTI-RBI GAMES

| Year | 2 | 3 | 4 | 5+ | Total |
|--------------|----------|----------|----------|----------|----------|
| 2014 | | | DNP | | |
| 2015 | 3 | - | - | - | 3 |
| 2016 | | | DNP | | |
| 2017 | 2 | - | - | - | 2 |
| TOTAL | 5 | - | - | - | 5 |

CAREER STREAKS


| | |
|----------------|----------------|
| Hitting Streak | 3 games (2015) |
| Reaching Base | 5 games (2015) |

| Date | Opponent | Pos | AB | R | H | RBI | 2B | 3B | HR | BB | SB | CS | HBP | SAC | SF | GDP | K | PO | A | E | Avg |
|--------|----------------------|-------|----|---|----|-----|----|----|----|----|----|----|-----|-----|----|-----|----|----|---|---|------|
| Feb 10 | vs McNeese | ph | 1 | 0 | 0 | 0 | 0 | 0 | 0 | 0 | 0 | 0 | 0 | 0 | 0 | 0 | 0 | 0 | 0 | 0 | .000 |
| Feb 10 | at LSU | ph | 1 | 0 | 0 | 0 | 0 | 0 | 0 | 0 | 0 | 0 | 0 | 0 | 0 | 0 | 1 | 0 | 0 | 0 | .000 |
| Feb 11 | at LSU | ph | 1 | 0 | 0 | 0 | 0 | 0 | 0 | 0 | 0 | 0 | 0 | 0 | 0 | 0 | 1 | 0 | 0 | 0 | .000 |
| Feb 17 | at Georgia Tech | *dh | 3 | 0 | 1 | 2 | 0 | 0 | 0 | 0 | 0 | 0 | 0 | 0 | 0 | 0 | 0 | 0 | 0 | 0 | .167 |
| Feb 18 | vs Virginia Tech | *dh | 2 | 0 | 1 | 0 | 1 | 0 | 0 | 1 | 0 | 0 | 0 | 0 | 0 | 0 | 0 | 0 | 0 | 0 | .250 |
| Feb 18 | at Georgia Tech | *c | 3 | 0 | 0 | 0 | 0 | 0 | 0 | 0 | 0 | 0 | 0 | 0 | 0 | 0 | 2 | 2 | 0 | 0 | .182 |
| Feb 19 | vs Virginia Tech | *c | 1 | 1 | 0 | 1 | 0 | 0 | 0 | 1 | 0 | 0 | 0 | 0 | 1 | 0 | 0 | 2 | 0 | 0 | .167 |
| Feb 25 | at Coastal Carolina | *c | 3 | 0 | 0 | 0 | 0 | 0 | 0 | 0 | 0 | 0 | 0 | 0 | 0 | 0 | 1 | 1 | 0 | 0 | .133 |
| Feb 25 | vs Campbell | *c | 4 | 0 | 1 | 0 | 0 | 0 | 0 | 0 | 0 | 0 | 1 | 0 | 0 | 0 | 1 | 10 | 0 | 0 | .158 |
| Feb 26 | vs Cleveland State | *c | 2 | 0 | 1 | 0 | 0 | 0 | 0 | 1 | 0 | 0 | 0 | 0 | 0 | 0 | 0 | 10 | 0 | 0 | .190 |
| Feb 26 | vs Morehead State | *c | 2 | 0 | 0 | 0 | 0 | 0 | 0 | 0 | 0 | 0 | 0 | 0 | 0 | 0 | 2 | 2 | 0 | 0 | .174 |
| Mar 03 | vs Idaho State | *c | 3 | 0 | 0 | 0 | 0 | 0 | 0 | 0 | 0 | 0 | 0 | 0 | 0 | 0 | 1 | 1 | 1 | 0 | .154 |
| Mar 03 | at Colorado State | *c | 2 | 0 | 1 | 0 | 0 | 0 | 0 | 0 | 0 | 0 | 1 | 0 | 0 | 0 | 0 | 5 | 2 | 0 | .179 |
| Mar 04 | vs Idaho State | *c | 2 | 0 | 0 | 0 | 0 | 0 | 0 | 0 | 0 | 0 | 0 | 0 | 0 | 0 | 0 | 1 | 8 | 0 | .167 |
| Mar 05 | vs Buffalo | *c | 0 | 0 | 0 | 0 | 0 | 0 | 0 | 0 | 0 | 0 | 0 | 0 | 0 | 0 | 0 | 0 | 0 | 0 | .167 |
| Mar 08 | vs Washington | *c | 1 | 0 | 0 | 0 | 0 | 0 | 0 | 0 | 0 | 0 | 0 | 0 | 0 | 0 | 1 | 3 | 1 | 0 | .161 |
| Mar 09 | at Washington | *c | 2 | 0 | 0 | 0 | 0 | 0 | 0 | 0 | 0 | 0 | 0 | 0 | 0 | 0 | 0 | 4 | 0 | 1 | .152 |
| Mar 10 | at Washington | *c | 0 | 0 | 0 | 0 | 0 | 0 | 0 | 0 | 0 | 0 | 0 | 0 | 0 | 0 | 0 | 1 | 0 | 0 | .152 |
| Mar 18 | at George Washington | *c | 3 | 0 | 3 | 2 | 2 | 0 | 0 | 0 | 0 | 0 | 0 | 0 | 0 | 0 | 0 | 8 | 0 | 0 | .222 |
| Mar 19 | vs Niagara | *c | 2 | 0 | 0 | 0 | 0 | 0 | 0 | 0 | 0 | 0 | 0 | 0 | 0 | 0 | 0 | 1 | 3 | 0 | .211 |
| Mar 19 | at George Washington | *c | 3 | 0 | 2 | 0 | 0 | 0 | 0 | 0 | 0 | 0 | 0 | 0 | 0 | 0 | 1 | 3 | 1 | 0 | .244 |
| Mar 24 | at Michigan | *c | 3 | 0 | 1 | 0 | 0 | 0 | 0 | 0 | 0 | 0 | 0 | 0 | 0 | 0 | 1 | 5 | 0 | 0 | .250 |
| Mar 25 | at Michigan | *c | 1 | 0 | 0 | 0 | 0 | 0 | 0 | 1 | 0 | 0 | 0 | 0 | 0 | 0 | 0 | 1 | 1 | 0 | .244 |
| Mar 26 | at Michigan | *c | 1 | 0 | 0 | 0 | 0 | 0 | 0 | 0 | 0 | 0 | 0 | 0 | 0 | 0 | 0 | 2 | 0 | 0 | .239 |
| Mar 29 | at Pitt | *c | 3 | 0 | 0 | 0 | 0 | 0 | 0 | 0 | 0 | 0 | 0 | 0 | 0 | 0 | 1 | 0 | 1 | 0 | .224 |
| Apr 01 | INDIANA-1 | ph | 1 | 0 | 0 | 0 | 0 | 0 | 0 | 0 | 0 | 0 | 0 | 0 | 0 | 0 | 0 | 1 | 0 | 0 | .220 |
| Apr 12 | OHIO STATE-2 | ph/c | 2 | 2 | 2 | 0 | 1 | 0 | 0 | 0 | 0 | 0 | 0 | 0 | 0 | 0 | 0 | 0 | 0 | 0 | .250 |
| Apr 14 | at Nebraska | *c | 3 | 0 | 0 | 0 | 0 | 0 | 0 | 0 | 0 | 0 | 0 | 0 | 0 | 0 | 2 | 1 | 0 | 0 | .236 |
| Apr 15 | at Nebraska | *c | 2 | 0 | 0 | 0 | 0 | 0 | 0 | 0 | 0 | 0 | 0 | 0 | 0 | 0 | 0 | 3 | 0 | 0 | .228 |
| Apr 16 | at Nebraska | *c | 3 | 0 | 1 | 0 | 0 | 0 | 0 | 0 | 0 | 0 | 0 | 0 | 0 | 0 | 0 | 0 | 1 | 0 | .233 |
| Apr 19 | BUCKNELL-1 | *c | 2 | 0 | 0 | 0 | 0 | 0 | 0 | 0 | 0 | 0 | 0 | 0 | 0 | 0 | 0 | 0 | 1 | 0 | .226 |
| Apr 19 | BUCKNELL-2 | *c/dh | 1 | 0 | 0 | 0 | 0 | 0 | 0 | 0 | 0 | 0 | 0 | 0 | 0 | 0 | 0 | 4 | 0 | 0 | .222 |
| Apr 23 | RUTGERS | *c | 0 | 0 | 0 | 0 | 0 | 0 | 0 | 0 | 0 | 0 | 0 | 0 | 0 | 0 | 0 | 0 | 1 | 0 | .222 |
| Apr 26 | SAINT FRANCIS-1 | ph | 1 | 0 | 0 | 0 | 0 | 0 | 0 | 0 | 0 | 0 | 0 | 0 | 0 | 0 | 0 | 1 | 0 | 0 | .219 |
| Apr 26 | SAINT FRANCIS-2 | ph | 1 | 0 | 0 | 0 | 0 | 0 | 0 | 0 | 0 | 0 | 0 | 0 | 0 | 0 | 0 | 1 | 0 | 0 | .215 |
| Apr 28 | at Maryland | c | 1 | 0 | 0 | 0 | 0 | 0 | 0 | 0 | 0 | 0 | 0 | 0 | 0 | 0 | 0 | 0 | 0 | 0 | .212 |
| Apr 29 | at Maryland | ph/dh | 2 | 0 | 0 | 0 | 0 | 0 | 0 | 0 | 0 | 0 | 0 | 0 | 0 | 0 | 0 | 0 | 0 | 0 | .206 |
| Totals | | 25gs | 68 | 3 | 14 | 5 | 4 | 0 | 0 | 4 | 0 | 0 | 2 | 0 | 1 | 1 | 19 | 84 | 7 | 1 | .206 |

On base pct. .267 • Slugging pct. .265

CAREER HITTING STATISTICS

| Year | AVG. | GP-GS | AB | R | H | 2B | 3B | HR | RBI | TB | SLG | BB | HBP | SO | GDP | OBP | SF-SH | SB-ATT | PO-A-E | FLD% | |
|--------------|-------------|--------------|------------|----------|-----------|----------|----------|----------|-----------|-----------|-------------|-----------|----------|-----------|----------|-------------|------------|------------|----------------|-------------|--|
| 2014 | | | | | | | | | | | DNP | | | | | | | | | | |
| 2015 | .220 | 28-23 | 59 | 6 | 13 | 2 | 0 | 1 | 8 | 18 | .305 | 8 | 1 | 18 | 0 | .324 | 0-3 | 0-0 | 51-2-1 | .981 | |
| 2016 | | | | | | | | | | | DNP | | | | | | | | | | |
| 2017 | .206 | 37-25 | 68 | 3 | 14 | 4 | 0 | 0 | 5 | 18 | .265 | 4 | 2 | 19 | 1 | .267 | 1-0 | 0-0 | 84-7-1 | .989 | |
| TOTAL | .213 | 65-48 | 127 | 9 | 27 | 6 | 0 | 1 | 13 | 36 | .283 | 12 | 3 | 37 | 1 | .294 | 1-3 | 0-0 | 135-9-2 | .986 | |



15

REBECCA ZIEGLER

R-SOPHOMORE | OF TUCSON, ARIZ.

- >>> Has started 50 games in center field
- >>> Had a seven-game hitting streak and a three-game RBI streak in the 2017 season
- >>> Had three hits and drove in five RBIs against Virginia Tech (2/19)
- >>> Scored four runs against Maryland (4/28)

2017 Game-by-Game

SEASON HIGH

| | |
|-----|----------------------------------|
| AB | 5, 5x last - vs. Rutgers (4/21) |
| H | 3, 2x last - vs. Bucknell (4/19) |
| 2B | 2 vs. Virginia Tech (2/19) |
| 3B | 1 vs. Rutgers (4/21) |
| HR | 1, 4x last - vs. Rutgers (4/21) |
| R | 4 at Maryland (4/28) |
| RBI | 5 vs. Virginia Tech (2/19) |
| BB | 3 at Maryland (4/28) |
| SB | 1, 3x last - vs. Indiana (4/1) |
| PO | 7 at Nebraska (4/14) |
| A | 1, 4x last - vs. Rutgers (4/23) |

CAREER BEST

| | |
|-----|-------------------------------------|
| AB | 5, 5x last - vs. Rutgers (4/21/17) |
| H | 3, 2x last - vs. Bucknell (4/19/17) |
| R | 4 at Maryland (4/28/17) |
| RBI | 5 vs. Virginia Tech (2/19/17) |
| BB | 3 at Maryland (4/28/17) |
| SB | 2 vs. Belmont (3/5/16) |

MULTI-HIT GAMES 2 3 4 5+ Total

| | | | | | |
|--------------|-----------|----------|----------|----------|-----------|
| 2015 | DNP | | | | |
| 2016 | 3 | - | - | - | 3 |
| 2017 | 12 | 2 | - | - | 14 |
| TOTAL | 15 | 2 | - | - | 17 |

MULTI-RBI GAMES 2 3 4 5+ Total

| | | | | | |
|--------------|----------|----------|----------|----------|----------|
| 2015 | DNP | | | | |
| 2016 | - | - | - | - | - |
| 2017 | 2 | 2 | - | 1 | 5 |
| TOTAL | 2 | 2 | - | 1 | 5 |

CAREER STREAKS

| | |
|----------------|-----------------|
| Hitting Streak | 7 games (2017) |
| Reaching Base | 13 games (2017) |

| Date | Opponent | Pos | AB | R | H | RBI | 2B | 3B | HR | BB | SB | CS | HBP | SAC | SF | GDP | K | PO | A | E | Avg | |
|--------|----------------------|-----|------|-----|----|-----|----|----|----|----|----|----|-----|-----|----|-----|---|----|----|---|------|------|
| Feb 10 | vs McNeese | *of | 2 | 0 | 0 | 0 | 0 | 0 | 0 | 0 | 0 | 0 | 0 | 0 | 0 | 0 | 1 | 0 | 0 | 0 | .000 | |
| Feb 10 | at LSU | *of | 2 | 1 | 1 | 0 | 0 | 0 | 0 | 1 | 0 | 1 | 0 | 0 | 0 | 0 | 0 | 1 | 2 | 1 | 0 | .250 |
| Feb 11 | vs Oklahoma St. | *of | 2 | 0 | 0 | 0 | 0 | 0 | 0 | 0 | 0 | 0 | 0 | 0 | 0 | 0 | 1 | 0 | 0 | 0 | .167 | |
| Feb 11 | at LSU | *of | 2 | 0 | 1 | 0 | 0 | 0 | 0 | 0 | 0 | 0 | 0 | 0 | 0 | 0 | 0 | 2 | 0 | 1 | .250 | |
| Feb 12 | vs McNeese | *of | 3 | 0 | 0 | 0 | 0 | 0 | 0 | 0 | 0 | 0 | 0 | 0 | 0 | 0 | 0 | 0 | 0 | 0 | .182 | |
| Feb 17 | at Georgia Tech | *of | 3 | 0 | 1 | 0 | 0 | 0 | 0 | 0 | 1 | 0 | 0 | 0 | 0 | 0 | 1 | 3 | 0 | 0 | .214 | |
| Feb 18 | vs Virginia Tech | *of | 4 | 0 | 1 | 1 | 0 | 0 | 0 | 0 | 0 | 0 | 0 | 0 | 0 | 0 | 0 | 2 | 0 | 0 | .222 | |
| Feb 18 | at Georgia Tech | *of | 4 | 2 | 2 | 1 | 1 | 0 | 0 | 0 | 0 | 0 | 0 | 0 | 0 | 0 | 1 | 2 | 0 | 0 | .273 | |
| Feb 19 | vs Virginia Tech | *of | 4 | 1 | 3 | 5 | 2 | 0 | 1 | 0 | 0 | 0 | 0 | 0 | 0 | 0 | 0 | 0 | 0 | 0 | .346 | |
| Feb 25 | at Coastal Carolina | *of | 3 | 0 | 2 | 0 | 1 | 0 | 0 | 0 | 0 | 0 | 0 | 0 | 0 | 0 | 0 | 3 | 0 | 0 | .379 | |
| Feb 25 | vs Campbell | *of | 4 | 0 | 1 | 2 | 1 | 0 | 0 | 0 | 0 | 0 | 0 | 1 | 0 | 0 | 1 | 0 | 0 | 0 | .364 | |
| Feb 26 | vs Cleveland State | *of | 3 | 2 | 2 | 2 | 1 | 0 | 0 | 0 | 0 | 0 | 0 | 0 | 0 | 0 | 0 | 0 | 0 | 0 | .389 | |
| Feb 26 | vs Morehead State | *of | 2 | 0 | 0 | 0 | 0 | 0 | 0 | 1 | 0 | 0 | 1 | 0 | 0 | 0 | 1 | 1 | 0 | 0 | .368 | |
| Mar 03 | vs Idaho State | *of | 4 | 1 | 1 | 1 | 0 | 0 | 1 | 1 | 0 | 0 | 0 | 0 | 0 | 0 | 0 | 1 | 0 | 0 | .357 | |
| Mar 03 | at Colorado State | *of | 4 | 0 | 1 | 0 | 0 | 0 | 0 | 0 | 0 | 0 | 0 | 0 | 0 | 0 | 1 | 1 | 0 | 0 | .348 | |
| Mar 04 | vs Idaho State | *of | 3 | 0 | 1 | 0 | 0 | 0 | 0 | 1 | 0 | 0 | 0 | 0 | 0 | 0 | 0 | 3 | 0 | 0 | .347 | |
| Mar 04 | at Colorado State | *of | 5 | 0 | 2 | 1 | 0 | 0 | 0 | 0 | 0 | 0 | 0 | 0 | 0 | 0 | 1 | 4 | 0 | 0 | .352 | |
| Mar 05 | vs Buffalo | *of | 4 | 2 | 1 | 0 | 0 | 0 | 0 | 0 | 0 | 0 | 0 | 0 | 0 | 0 | 0 | 1 | 1 | 0 | .345 | |
| Mar 08 | vs Washington | *of | 3 | 0 | 0 | 0 | 0 | 0 | 0 | 0 | 0 | 0 | 0 | 0 | 0 | 0 | 2 | 3 | 0 | 0 | .328 | |
| Mar 10 | vs South Dakota | *of | 4 | 0 | 2 | 3 | 1 | 0 | 0 | 0 | 0 | 0 | 0 | 0 | 0 | 0 | 0 | 0 | 0 | 0 | .338 | |
| Mar 10 | at Washington | *of | 2 | 0 | 2 | 0 | 0 | 0 | 0 | 0 | 0 | 0 | 0 | 0 | 0 | 0 | 0 | 1 | 0 | 0 | .358 | |
| Mar 18 | vs Niagara | *of | 5 | 2 | 2 | 0 | 0 | 0 | 0 | 0 | 1 | 0 | 0 | 0 | 0 | 0 | 2 | 0 | 0 | 0 | .361 | |
| Mar 18 | at George Washington | *of | 3 | 1 | 1 | 1 | 0 | 0 | 0 | 1 | 0 | 0 | 0 | 0 | 0 | 0 | 0 | 3 | 0 | 0 | .360 | |
| Mar 19 | vs Niagara | *of | 4 | 2 | 2 | 1 | 0 | 0 | 1 | 0 | 0 | 0 | 0 | 0 | 0 | 0 | 0 | 0 | 1 | 0 | .367 | |
| Mar 19 | at George Washington | *of | 3 | 1 | 1 | 0 | 0 | 0 | 0 | 1 | 0 | 0 | 0 | 0 | 0 | 0 | 1 | 1 | 0 | 0 | .366 | |
| Mar 24 | at Michigan | *of | 3 | 0 | 0 | 0 | 0 | 0 | 0 | 0 | 0 | 0 | 0 | 0 | 0 | 0 | 2 | 0 | 0 | 0 | .353 | |
| Mar 25 | at Michigan | *of | 2 | 0 | 1 | 0 | 0 | 0 | 0 | 1 | 0 | 0 | 0 | 0 | 0 | 0 | 0 | 2 | 0 | 0 | .356 | |
| Mar 26 | at Michigan | *of | 1 | 0 | 0 | 0 | 0 | 0 | 0 | 1 | 0 | 0 | 0 | 0 | 0 | 0 | 1 | 1 | 0 | 0 | .352 | |
| Mar 29 | at Pitt | *of | 2 | 1 | 1 | 0 | 1 | 0 | 0 | 0 | 0 | 0 | 0 | 0 | 0 | 0 | 0 | 1 | 0 | 0 | .356 | |
| Apr 01 | INDIANA-1 | *of | 3 | 0 | 0 | 0 | 0 | 0 | 0 | 1 | 0 | 0 | 0 | 0 | 0 | 0 | 3 | 0 | 0 | 0 | .344 | |
| Apr 01 | INDIANA-2 | *of | 3 | 1 | 1 | 0 | 0 | 0 | 0 | 0 | 1 | 0 | 0 | 0 | 0 | 0 | 0 | 2 | 0 | 0 | .344 | |
| Apr 02 | INDIANA | *of | 3 | 0 | 0 | 0 | 0 | 0 | 0 | 0 | 0 | 0 | 0 | 0 | 0 | 0 | 0 | 1 | 0 | 0 | .333 | |
| Apr 08 | vs Michigan State-1 | *of | 5 | 0 | 1 | 1 | 1 | 0 | 0 | 0 | 0 | 0 | 0 | 0 | 0 | 0 | 0 | 3 | 1 | 0 | .327 | |
| Apr 08 | vs Michigan State-2 | *of | 3 | 1 | 0 | 0 | 0 | 0 | 0 | 0 | 0 | 0 | 0 | 0 | 0 | 0 | 1 | 0 | 0 | 0 | .318 | |
| Apr 09 | vs Michigan State | *of | 1 | 0 | 2 | 1 | 0 | 0 | 0 | 1 | 0 | 0 | 0 | 1 | 1 | 0 | 0 | 1 | 0 | 0 | .333 | |
| Apr 12 | OHIO STATE-1 | *of | 3 | 0 | 1 | 0 | 0 | 0 | 0 | 0 | 0 | 0 | 0 | 0 | 0 | 0 | 1 | 3 | 0 | 0 | .333 | |
| Apr 12 | OHIO STATE-2 | *of | 5 | 1 | 2 | 0 | 0 | 0 | 0 | 0 | 0 | 0 | 0 | 0 | 0 | 0 | 0 | 4 | 0 | 0 | .336 | |
| Apr 14 | at Nebraska | *of | 4 | 0 | 0 | 0 | 0 | 0 | 0 | 0 | 0 | 0 | 0 | 0 | 0 | 0 | 1 | 7 | 0 | 0 | .325 | |
| Apr 15 | at Nebraska | *of | 3 | 0 | 0 | 0 | 0 | 0 | 0 | 0 | 1 | 0 | 0 | 0 | 0 | 0 | 0 | 0 | 0 | 0 | .317 | |
| Apr 16 | at Nebraska | *of | 3 | 1 | 1 | 0 | 0 | 0 | 0 | 0 | 1 | 0 | 0 | 0 | 0 | 0 | 0 | 3 | 0 | 0 | .317 | |
| Apr 19 | BUCKNELL-1 | *of | 2 | 1 | 0 | 0 | 0 | 0 | 0 | 0 | 1 | 0 | 0 | 0 | 0 | 0 | 0 | 1 | 0 | 0 | .312 | |
| Apr 19 | BUCKNELL-2 | *of | 4 | 1 | 3 | 1 | 1 | 0 | 0 | 1 | 0 | 0 | 0 | 0 | 0 | 0 | 0 | 2 | 0 | 1 | .326 | |
| Apr 21 | RUTGERS | *of | 5 | 2 | 2 | 3 | 0 | 1 | 1 | 0 | 0 | 0 | 0 | 0 | 0 | 0 | 0 | 1 | 0 | 0 | .328 | |
| Apr 22 | RUTGERS | *of | 4 | 0 | 1 | 0 | 0 | 0 | 0 | 0 | 0 | 0 | 0 | 0 | 0 | 0 | 0 | 2 | 0 | 0 | .326 | |
| Apr 23 | RUTGERS | *of | 3 | 1 | 2 | 1 | 1 | 0 | 0 | 0 | 1 | 0 | 0 | 0 | 0 | 0 | 0 | 4 | 1 | 0 | .333 | |
| Apr 26 | SAINT FRANCIS-1 | *of | 3 | 0 | 0 | 0 | 0 | 0 | 0 | 1 | 0 | 0 | 0 | 0 | 0 | 0 | 1 | 3 | 0 | 0 | .327 | |
| Apr 26 | SAINT FRANCIS-2 | *of | 3 | 0 | 1 | 0 | 0 | 0 | 0 | 0 | 0 | 0 | 1 | 0 | 0 | 0 | 0 | 1 | 3 | 0 | .327 | |
| Apr 28 | at Maryland | *of | 2 | 4 | 1 | 0 | 0 | 0 | 0 | 3 | 0 | 0 | 0 | 0 | 0 | 0 | 0 | 0 | 0 | 0 | .329 | |
| Apr 29 | at Maryland | *of | 4 | 0 | 0 | 0 | 0 | 0 | 0 | 1 | 0 | 0 | 0 | 0 | 0 | 0 | 0 | 5 | 0 | 0 | .321 | |
| Apr 30 | at Maryland | *of | 3 | 0 | 1 | 0 | 0 | 0 | 0 | 0 | 1 | 0 | 0 | 0 | 0 | 0 | 0 | 4 | 0 | 1 | .321 | |
| Totals | | | 50gs | 159 | 29 | 51 | 25 | 11 | 1 | 4 | 21 | 3 | 1 | 2 | 2 | 1 | 0 | 26 | 86 | 4 | 3 | .321 |

On base pct. .404 • Slugging pct. .478

CAREER HITTING STATISTICS

| Year | AVG. | GP-GS | AB | R | H | 2B | 3B | HR | RBI | TB | SLG | BB | HBP | SO | GDP | OBP | SF-SH | SB-ATT | PO-A-E | FLD% | |
|--------------|-------------|--------------|------------|-----------|-----------|-----------|----------|----------|-----------|-----------|-------------|-----------|----------|-----------|----------|-------------|------------|------------|---------------|-------------|--|
| 2015 | | | | | | | | | | | DNP | | | | | | | | | | |
| 2016 | .268 | 25-11 | 41 | 8 | 11 | 0 | 0 | 0 | 3 | 11 | .268 | 2 | 0 | 8 | 0 | .302 | 0-1 | 4-4 | 11-0-0 | 1.000 | |
| 2017 | .321 | 50-50 | 159 | 29 | 51 | 11 | 1 | 4 | 25 | 76 | .478 | 21 | 2 | 26 | 0 | .404 | 1-2 | 3-4 | 86-4-3 | .968 | |
| TOTAL | .310 | 75-61 | 200 | 37 | 62 | 11 | 1 | 4 | 28 | 87 | .435 | 23 | 2 | 34 | 0 | .385 | 1-3 | 7-8 | 97-4-3 | .971 | |

2017 Highlights



18
MADEY SMITH
 FRESHMAN | P
 WASHINGTON, N.J.

- >>> Made her collegiate appearance vs. Idaho State (3/3)
- >>> Earned her first collegiate win after coming on in relief against Buffalo, throwing two innings and striking out two (3/5)
- >>> Gave up just one run and struck out three against No. 8 Washington (3/8)
- >>> Tossed her first complete game with eight strikeouts against George Washington (3/18)

2017 Game-by-Game

SEASON HIGH

IP 7.0 at George Washington (3/18)
 H 5, 4x last - vs. Michigan State (4/8)
 R 6, 2x last - vs. Ohio State (4/12)
 ER 6, 2x last - vs. Ohio State (4/12)
 BB 6 vs. Michigan State (4/8)
 K 8 at George Washington (3/18)
 2B 3, 2x last - at No. 19 Michigan (3/26)
 3B N/A
 HR 2 vs. Michigan State (4/8)
 HBP 1, 3x last - vs. Ohio State (4/12)

| Date | Opponent | GS | IP | H | R | ER | BB | SO | 2B | 3B | HR | WP | BK | HBP | IBB | Score | W-L | Sv | ERA | NP |
|--------|----------------------|----|------|----|----|----|----|----|----|----|----|----|----|-----|-----|--------|-----|----|------|-----|
| Mar 04 | vs Idaho State | | 1.0 | 1 | 1 | 1 | 2 | 2 | 0 | 0 | 0 | 0 | 0 | 0 | 0 | 6-12 | 0-0 | 0 | 7.00 | 29 |
| Mar 05 | vs Buffalo | | 2.0 | 0 | 0 | 0 | 1 | 2 | 0 | 0 | 0 | 1 | 0 | 0 | 0 | 14-1 | 1-0 | 0 | 2.33 | 37 |
| Mar 08 | vs Washington | | 3.0 | 3 | 1 | 0 | 2 | 3 | 1 | 0 | 0 | 1 | 0 | 0 | 0 | 1-13 | 1-0 | 0 | 1.17 | 54 |
| Mar 10 | at Washington | | 1.0 | 5 | 4 | 4 | 0 | 1 | 3 | 0 | 1 | 0 | 0 | 0 | 0 | 0-15 | 1-0 | 0 | 5.00 | 25 |
| Mar 18 | at George Washington | * | 7.0 | 3 | 2 | 2 | 3 | 8 | 0 | 0 | 1 | 0 | 0 | 0 | 0 | 4-2 | 2-0 | 0 | 3.50 | 101 |
| Mar 19 | vs Niagara | | 2.0 | 1 | 0 | 0 | 0 | 2 | 0 | 0 | 0 | 1 | 0 | 0 | 0 | 7-1 | 2-0 | 0 | 3.06 | 41 |
| Mar 24 | at Michigan | * | 5.1 | 5 | 3 | 3 | 2 | 3 | 2 | 0 | 1 | 1 | 0 | 1 | 0 | 0-3 | 2-1 | 0 | 3.28 | 92 |
| Mar 26 | at Michigan | | 1.1 | 4 | 4 | 2 | 0 | 0 | 3 | 0 | 0 | 0 | 0 | 1 | 0 | 0-17 | 2-1 | 0 | 3.71 | 40 |
| Mar 29 | at Pitt | | 2.0 | 2 | 1 | 1 | 4 | 1 | 0 | 0 | 0 | 1 | 0 | 0 | 0 | 1-7 | 2-1 | 0 | 3.69 | 43 |
| Apr 01 | INDIANA-2 | * | 6.0 | 5 | 2 | 2 | 2 | 4 | 1 | 0 | 0 | 0 | 0 | 0 | 1 | 3-2 | 3-1 | 0 | 3.42 | 82 |
| Apr 08 | vs Michigan State-2 | * | 4.0 | 5 | 6 | 6 | 6 | 2 | 0 | 0 | 2 | 0 | 0 | 0 | 0 | 3-11 | 3-2 | 0 | 4.24 | 78 |
| Apr 09 | vs Michigan State | | 2.0 | 1 | 1 | 1 | 3 | 1 | 1 | 0 | 0 | 1 | 0 | 0 | 0 | 4-6 | 3-2 | 0 | 4.20 | 34 |
| Apr 12 | OHIO STATE-2 | * | 0.2 | 4 | 5 | 5 | 1 | 0 | 0 | 0 | 0 | 0 | 1 | 0 | 0 | 7-10 | 3-3 | 0 | 5.06 | 29 |
| Apr 16 | at Nebraska | * | 1.0 | 2 | 3 | 3 | 1 | 1 | 2 | 0 | 0 | 2 | 0 | 0 | 0 | 4-6 | 3-4 | 0 | 5.48 | 24 |
| Totals | | 6 | 38.1 | 41 | 33 | 30 | 27 | 30 | 13 | 0 | 5 | 8 | 0 | 3 | 1 | 54-106 | 3-4 | 0 | 5.48 | - |

CAREER BEST

IP 7.0 at George Washington (3/18/17)
 K 8 at George Washington (3/18/17)
 CG 1 at George Washington (3/18/17)
 SO N/A

CAREER PITCHING STATISTICS

| Year | ERA | W-L | APP | GS | CG | SHO/C | SV | IP | H | R | ER | BB | SO | 2B | 3B | HR | BF | BAA | WP | HBP | BK | SFA | SHA |
|--------------|-------------|------------|-----------|----------|----------|------------|----------|-------------|-----------|-----------|-----------|-----------|-----------|-----------|----------|----------|------------|-------------|----------|----------|----------|----------|----------|
| 2017 | 5.48 | 3-4 | 14 | 6 | 1 | 0/0 | 0 | 38.1 | 41 | 33 | 30 | 27 | 30 | 13 | 0 | 5 | 150 | .273 | 8 | 3 | 0 | 2 | 5 |
| TOTAL | 5.48 | 3-4 | 14 | 6 | 1 | 0/0 | 0 | 38.1 | 41 | 33 | 30 | 27 | 30 | 13 | 0 | 5 | 150 | .273 | 8 | 3 | 0 | 2 | 5 |



21
GIANNA
ARRIZURIETA
 JUNIOR | INF
 PEMBROKE PINES, FLA.

>>> Played in 35 games with 26 starts between right field and second base
 >>> Tallied two doubles and scored once against Indiana (4/2)

2017 Game-by-Game

SEASON HIGH

| | |
|-----|------------------------------------|
| AB | 5 at Maryland (4/29) |
| H | 2, 3x last - vs. Rutgers (4/21) |
| 2B | 2 vs. Indiana (4/2) |
| 3B | N/A |
| HR | N/A |
| R | 1, 4x last - vs. Ohio State (4/12) |
| RBI | 1, 4x last - at Nebraska (4/14) |
| BB | 1, 5x last - at Maryland (4/30) |
| SB | 1 vs. Indiana (4/2) |
| PO | 5 vs. Rutgers (4/21) |
| A | 4 vs. Bucknell (4/19) |

CAREER BEST

| | |
|-----|---------------------------------------|
| AB | 5 at Maryland (4/29/17) |
| H | 2, 4x last - vs. Rutgers (4/21/17) |
| R | 1, 7x last - vs. Ohio State (4/12/17) |
| RBI | 1, 4x last - at Nebraska (4/14/17) |
| BB | 1, 8x last - at Maryland (4/30/17) |
| SB | 1 vs. Indiana (4/2/17) |

| Date | Opponent | Pos | AB | R | H | RBI | 2B | 3B | HR | BB | SB | CS | HBP | SAC | SF | GDP | K | PO | A | E | Avg |
|--------|----------------------|--------|----|---|----|-----|----|----|----|----|----|----|-----|-----|----|-----|---|----|----|---|------|
| Feb 10 | vs McNeese | *of | 2 | 0 | 0 | 0 | 0 | 0 | 0 | 0 | 0 | 0 | 0 | 0 | 0 | 0 | 0 | 0 | 0 | 0 | .000 |
| Feb 10 | at LSU | *of | 2 | 0 | 0 | 0 | 0 | 0 | 0 | 1 | 0 | 0 | 0 | 0 | 0 | 0 | 0 | 1 | 2 | 0 | .000 |
| Feb 11 | vs Oklahoma St. | *of | 3 | 0 | 0 | 0 | 0 | 0 | 0 | 0 | 0 | 0 | 0 | 0 | 0 | 0 | 0 | 0 | 2 | 0 | .000 |
| Feb 11 | at LSU | *of | 1 | 0 | 0 | 0 | 0 | 0 | 0 | 0 | 0 | 0 | 0 | 0 | 0 | 0 | 0 | 0 | 0 | 0 | .000 |
| Feb 12 | vs McNeese | ss | 1 | 0 | 0 | 0 | 0 | 0 | 0 | 0 | 0 | 0 | 0 | 0 | 0 | 0 | 0 | 0 | 0 | 0 | .000 |
| Feb 17 | at Georgia Tech | of | 0 | 0 | 0 | 0 | 0 | 0 | 0 | 1 | 0 | 0 | 0 | 0 | 0 | 0 | 0 | 0 | 0 | 0 | .000 |
| Feb 18 | vs Virginia Tech | pr/of | 0 | 0 | 0 | 0 | 0 | 0 | 0 | 0 | 0 | 0 | 0 | 0 | 0 | 0 | 0 | 0 | 0 | 0 | .000 |
| Feb 25 | at Coastal Carolina | of | 1 | 0 | 0 | 0 | 0 | 0 | 0 | 0 | 0 | 0 | 0 | 0 | 0 | 0 | 0 | 0 | 0 | 0 | .000 |
| Mar 04 | vs Idaho State | ph | 1 | 0 | 0 | 0 | 0 | 0 | 0 | 0 | 0 | 0 | 0 | 0 | 0 | 0 | 0 | 0 | 0 | 0 | .000 |
| Mar 04 | at Colorado State | pr | 0 | 1 | 0 | 0 | 0 | 0 | 0 | 0 | 0 | 0 | 0 | 0 | 0 | 0 | 0 | 0 | 0 | 0 | .000 |
| Mar 05 | vs Buffalo | *2b | 1 | 0 | 0 | 0 | 0 | 0 | 0 | 0 | 0 | 0 | 0 | 0 | 0 | 0 | 0 | 0 | 0 | 0 | .000 |
| Mar 09 | at Washington | *of | 1 | 0 | 0 | 0 | 0 | 0 | 0 | 0 | 0 | 0 | 0 | 0 | 1 | 0 | 0 | 0 | 0 | 0 | .000 |
| Mar 10 | vs South Dakota | ph | 1 | 0 | 0 | 0 | 0 | 0 | 0 | 0 | 0 | 0 | 0 | 0 | 0 | 0 | 0 | 0 | 0 | 0 | .000 |
| Mar 18 | vs Niagara | ph/of | 1 | 1 | 1 | 0 | 0 | 0 | 0 | 0 | 0 | 0 | 0 | 0 | 0 | 0 | 0 | 0 | 0 | 0 | .067 |
| Mar 18 | at George Washington | *of | 3 | 0 | 0 | 0 | 0 | 0 | 0 | 0 | 0 | 0 | 0 | 0 | 0 | 0 | 0 | 3 | 0 | 0 | .056 |
| Apr 01 | INDIANA-2 | *of | 2 | 0 | 0 | 0 | 0 | 0 | 0 | 0 | 0 | 0 | 0 | 0 | 0 | 0 | 0 | 2 | 0 | 0 | .050 |
| Apr 02 | INDIANA | *of | 3 | 1 | 2 | 1 | 2 | 0 | 0 | 0 | 1 | 0 | 0 | 0 | 0 | 0 | 0 | 1 | 0 | 0 | .130 |
| Apr 08 | vs Michigan State-1 | *2b | 3 | 0 | 1 | 1 | 0 | 0 | 0 | 0 | 0 | 0 | 0 | 1 | 0 | 0 | 0 | 4 | 3 | 0 | .154 |
| Apr 08 | vs Michigan State-2 | *2b | 3 | 0 | 0 | 0 | 0 | 0 | 0 | 0 | 0 | 0 | 0 | 0 | 0 | 0 | 0 | 2 | 0 | 0 | .138 |
| Apr 09 | vs Michigan State | *2b | 3 | 0 | 0 | 1 | 0 | 0 | 0 | 0 | 0 | 0 | 0 | 1 | 0 | 0 | 0 | 2 | 3 | 0 | .125 |
| Apr 12 | OHIO STATE-1 | *2b | 2 | 1 | 1 | 0 | 0 | 0 | 0 | 1 | 0 | 0 | 0 | 0 | 0 | 0 | 0 | 4 | 2 | 1 | .147 |
| Apr 12 | OHIO STATE-2 | *2b | 4 | 0 | 2 | 0 | 0 | 0 | 0 | 0 | 0 | 0 | 0 | 0 | 0 | 0 | 0 | 4 | 3 | 0 | .184 |
| Apr 14 | at Nebraska | *2b/ss | 2 | 0 | 1 | 1 | 0 | 0 | 0 | 0 | 0 | 0 | 0 | 1 | 0 | 0 | 0 | 1 | 1 | 1 | .200 |
| Apr 15 | at Nebraska | *2b | 4 | 0 | 0 | 0 | 0 | 0 | 0 | 0 | 0 | 0 | 0 | 0 | 0 | 0 | 1 | 1 | 1 | 0 | .182 |
| Apr 16 | at Nebraska | *2b | 3 | 0 | 1 | 0 | 0 | 0 | 0 | 0 | 0 | 0 | 0 | 0 | 0 | 2 | 0 | 1 | 1 | 0 | .191 |
| Apr 19 | BUCKNELL-1 | *2b | 1 | 0 | 0 | 0 | 0 | 0 | 0 | 1 | 0 | 0 | 0 | 0 | 0 | 0 | 0 | 3 | 4 | 0 | .188 |
| Apr 19 | BUCKNELL-2 | *2b | 4 | 0 | 0 | 0 | 0 | 0 | 0 | 0 | 0 | 0 | 0 | 0 | 0 | 0 | 0 | 2 | 3 | 0 | .173 |
| Apr 21 | RUTGERS | *2b | 4 | 1 | 2 | 0 | 0 | 0 | 0 | 0 | 0 | 0 | 0 | 0 | 0 | 0 | 0 | 2 | 3 | 0 | .196 |
| Apr 22 | RUTGERS | *2b | 3 | 0 | 1 | 0 | 0 | 0 | 0 | 0 | 0 | 0 | 0 | 0 | 0 | 0 | 0 | 5 | 3 | 0 | .203 |
| Apr 23 | RUTGERS | *2b | 3 | 0 | 1 | 0 | 0 | 0 | 0 | 0 | 0 | 0 | 0 | 0 | 0 | 0 | 0 | 3 | 1 | 1 | .210 |
| Apr 26 | SAINT FRANCIS-1 | *2b | 3 | 0 | 0 | 0 | 0 | 0 | 0 | 0 | 0 | 0 | 0 | 0 | 0 | 0 | 0 | 1 | 2 | 0 | .200 |
| Apr 26 | SAINT FRANCIS-2 | *2b | 3 | 0 | 0 | 0 | 0 | 0 | 0 | 0 | 0 | 0 | 0 | 0 | 0 | 1 | 2 | 2 | 0 | 0 | .191 |
| Apr 28 | at Maryland | *2b | 3 | 0 | 0 | 0 | 0 | 0 | 0 | 0 | 0 | 0 | 0 | 1 | 0 | 0 | 0 | 1 | 0 | 0 | .183 |
| Apr 29 | at Maryland | *2b | 5 | 0 | 0 | 0 | 0 | 0 | 0 | 0 | 0 | 0 | 0 | 0 | 0 | 0 | 0 | 1 | 2 | 0 | .171 |
| Apr 30 | at Maryland | *2b | 3 | 0 | 0 | 0 | 0 | 0 | 0 | 1 | 0 | 0 | 0 | 0 | 0 | 0 | 1 | 3 | 2 | 1 | .165 |
| Totals | | | 79 | 5 | 13 | 4 | 2 | 0 | 0 | 5 | 1 | 1 | 0 | 3 | 2 | 2 | 4 | 53 | 37 | 5 | .165 |

On base pct. .209 • Slugging pct. .190

| MULTI-HIT GAMES | 2 | 3 | 4 | 5+ | Total |
|-----------------|----------|----------|----------|----------|----------|
| 2015 | 1 | - | - | - | 1 |
| 2016 | - | - | - | - | - |
| 2017 | 3 | - | - | - | 3 |
| TOTAL | 4 | - | - | - | 4 |

| MULTI-RBI GAMES | 2 | 3 | 4 | 5+ | Total |
|-----------------|----------|----------|----------|----------|----------|
| 2015 | - | - | - | - | - |
| 2016 | - | - | - | - | - |
| 2017 | - | - | - | - | - |
| TOTAL | - | - | - | - | - |

CAREER STREAKS

| | |
|----------------|----------------|
| Hitting Streak | 3 games (2017) |
| Reaching Base | 3 games (2017) |

CAREER HITTING STATISTICS

| Year | AVG. | GP-GS | AB | R | H | 2B | 3B | HR | RBI | TB | SLG | BB | HBP | SO | GDP | OBP | SF-SH | SB-ATT | PO-A-E | FLD% |
|--------------|-------------|--------------|------------|----------|-----------|----------|----------|----------|----------|-----------|-------------|----------|----------|-----------|----------|-------------|------------|------------|----------------|-------------|
| 2015 | .143 | 19-11 | 28 | 3 | 4 | 2 | 0 | 0 | 1 | 6 | .214 | 3 | 1 | 8 | 0 | .250 | 0-1 | 0-0 | 10-22-1 | .970 |
| 2016 | .000 | 3-0 | 3 | 0 | 0 | 0 | 0 | 0 | 0 | 0 | .000 | 0 | 0 | 2 | 0 | .000 | 0-0 | 0-0 | 0-0-0 | .000 |
| 2017 | .165 | 35-26 | 79 | 5 | 13 | 2 | 0 | 0 | 4 | 15 | .190 | 5 | 0 | 4 | 2 | .209 | 2-3 | 1- | 53-37-5 | .947 |
| TOTAL | .155 | 57-37 | 110 | 8 | 17 | 4 | 0 | 0 | 5 | 21 | .191 | 8 | 1 | 14 | 2 | .215 | 2-4 | 1-2 | 63-59-6 | .953 |

2017 Highlights



25

DESTINY WEBER

FRESHMAN | INF
GRAFTON, OHIO

- >>> Has appeared in 22 games with 13 starts
- >>> Started at third-base against Washington (3/9)
- >>> Tallied her first collegiate hit and drove in a run against Buffalo (3/5)
- >>> Started behind the plate for the Indiana series (4/1-4/2)
- >>> Brought in the winning RBIs against No. 25 Ohio State with a double off the left field wall (4/12)

2017 Game-by-Game

SEASON HIGH

| | |
|-----|--|
| AB |4 vs. Michigan State (4/9) |
| H |2 vs. Michigan State (4/8) |
| 2B | N/A |
| 3B | N/A |
| HR | N/A |
| R |2 vs. Michigan State (4/8) |
| RBI |2 vs. No. 12 Ohio State (4/12) |
| BB |2 vs. McNeese St. (2/10) |
| SB | N/A |
| PO |5 vs. Indiana (4/1) |
| A |1, 3x last - vs. Michigan State (4/9) |

| Date | Opponent | Pos | AB | R | H | RBI | 2B | 3B | HR | BB | SB | CS | HBP | SAC | SF | GDP | K | PO | A | E | Avg |
|--------|---------------------|-------|------|----|---|-----|----|----|----|----|----|----|-----|-----|----|-----|---|----|---|---|------|
| Feb 10 | vs McNeese | *dh | 1 | 0 | 0 | 0 | 0 | 0 | 0 | 0 | 0 | 0 | 0 | 0 | 0 | 0 | 1 | 0 | 0 | 0 | .000 |
| Feb 10 | at LSU | *dh | 2 | 0 | 0 | 0 | 0 | 0 | 0 | 0 | 0 | 0 | 0 | 1 | 0 | 0 | 0 | 1 | 0 | 0 | .000 |
| Feb 11 | at LSU | *dh | 2 | 0 | 0 | 0 | 0 | 0 | 0 | 0 | 0 | 0 | 0 | 0 | 0 | 0 | 0 | 1 | 0 | 0 | .000 |
| Feb 19 | vs Virginia Tech | ph | 1 | 0 | 0 | 0 | 0 | 0 | 0 | 0 | 0 | 0 | 0 | 0 | 0 | 0 | 0 | 0 | 0 | 0 | .000 |
| Mar 05 | vs Buffalo | ph | 1 | 1 | 1 | 1 | 0 | 0 | 0 | 0 | 0 | 0 | 0 | 0 | 0 | 0 | 0 | 0 | 0 | 0 | .143 |
| Mar 08 | vs Washington | ph | 1 | 0 | 0 | 0 | 0 | 0 | 0 | 0 | 0 | 0 | 0 | 0 | 0 | 0 | 0 | 1 | 0 | 0 | .125 |
| Mar 09 | at Washington | *3b | 2 | 0 | 0 | 0 | 0 | 0 | 0 | 0 | 0 | 0 | 0 | 0 | 0 | 0 | 0 | 0 | 0 | 0 | .100 |
| Mar 10 | at Washington | ph | 1 | 0 | 0 | 0 | 0 | 0 | 0 | 0 | 0 | 0 | 0 | 0 | 0 | 0 | 0 | 0 | 0 | 0 | .091 |
| Mar 18 | vs Niagara | dh | 1 | 0 | 0 | 0 | 0 | 0 | 0 | 0 | 0 | 0 | 0 | 0 | 0 | 0 | 0 | 0 | 0 | 0 | .083 |
| Mar 26 | at Michigan | ph | 1 | 0 | 0 | 0 | 0 | 0 | 0 | 0 | 0 | 0 | 0 | 0 | 0 | 0 | 1 | 0 | 0 | 0 | .077 |
| Apr 01 | at Indiana-1 | *c | 3 | 0 | 0 | 0 | 0 | 0 | 0 | 0 | 0 | 0 | 0 | 0 | 0 | 0 | 1 | 5 | 1 | 0 | .062 |
| Apr 01 | INDIANA-2 | *c | 2 | 0 | 0 | 0 | 0 | 0 | 0 | 0 | 0 | 0 | 0 | 0 | 0 | 0 | 0 | 4 | 0 | 0 | .056 |
| Apr 02 | INDIANA | *c | 2 | 0 | 1 | 0 | 0 | 0 | 0 | 0 | 1 | 0 | 0 | 0 | 0 | 0 | 0 | 1 | 4 | 0 | .100 |
| Apr 08 | vs Michigan State-1 | *c | 3 | 2 | 2 | 0 | 0 | 0 | 0 | 0 | 1 | 0 | 0 | 0 | 0 | 0 | 0 | 0 | 4 | 1 | .174 |
| Apr 08 | vs Michigan State-2 | *c | 1 | 0 | 0 | 0 | 0 | 0 | 0 | 0 | 1 | 0 | 0 | 0 | 0 | 0 | 0 | 0 | 2 | 0 | .167 |
| Apr 09 | vs Michigan State | *c | 4 | 0 | 0 | 0 | 0 | 0 | 0 | 0 | 0 | 0 | 0 | 0 | 0 | 0 | 0 | 1 | 1 | 1 | .143 |
| Apr 12 | OHIO STATE-1 | *c | 2 | 0 | 1 | 2 | 1 | 0 | 0 | 0 | 0 | 0 | 0 | 0 | 0 | 0 | 0 | 0 | 5 | 0 | .167 |
| Apr 12 | OHIO STATE-2 | *c | 1 | 0 | 0 | 0 | 0 | 0 | 0 | 0 | 0 | 0 | 0 | 1 | 0 | 0 | 0 | 0 | 3 | 0 | .161 |
| Apr 15 | at Nebraska | c | 0 | 0 | 0 | 0 | 0 | 0 | 0 | 0 | 0 | 0 | 0 | 0 | 0 | 0 | 0 | 0 | 1 | 0 | .161 |
| Apr 16 | at Nebraska | *c | 0 | 0 | 0 | 0 | 0 | 0 | 0 | 0 | 0 | 0 | 0 | 0 | 0 | 0 | 0 | 0 | 1 | 0 | .161 |
| Apr 19 | BUCKNELL-2 | ph | 1 | 0 | 0 | 0 | 0 | 0 | 0 | 0 | 0 | 0 | 0 | 0 | 0 | 0 | 0 | 0 | 0 | 0 | .156 |
| Apr 30 | at Maryland | ph/dh | 2 | 1 | 0 | 1 | 0 | 0 | 0 | 0 | 0 | 0 | 0 | 0 | 0 | 0 | 0 | 0 | 0 | 0 | .147 |
| Totals | | | 13gs | 34 | 4 | 5 | 4 | 1 | 0 | 5 | 0 | 0 | 1 | 1 | 0 | 0 | 8 | 30 | 3 | 0 | .147 |

On base pct. .275 • Slugging pct. .176

CAREER BEST

| | |
|-----|-------------------------------------|
| AB |4 vs. Michigan State (4/9/17) |
| H |2 vs. Michigan State (4/8/17) |
| R |2 vs. Michigan State (4/8/17) |
| RBI |2 vs. No. 25 Ohio State (4/12) |
| BB |2 vs. McNeese State (2/10/17) |
| SB | N/A |

| MULTI-HIT GAMES | 2 | 3 | 4 | 5+ | Total |
|-----------------|----------|----------|----------|----------|----------|
| 2017 | 1 | - | - | - | 1 |
| TOTAL | 1 | - | - | - | 1 |


| MULTI-RBI GAMES | 2 | 3 | 4 | 5+ | Total |
|-----------------|----------|----------|----------|----------|----------|
| 2017 | 1 | - | - | - | 1 |
| TOTAL | 1 | - | - | - | 1 |

CAREER STREAKS

| | |
|----------------|----------------------|
| Hitting Streak | 2 games (2017) |
| Reaching Base | 3 games (2017) |

CAREER HITTING STATISTICS

| Year | AVG. | GP-GS | AB | R | H | 2B | 3B | HR | RBI | TB | SLG | BB | HBP | SO | GDP | OBP | SF-SH | SB-ATT | PO-A-E | FLD% |
|--------------|-------------|--------------|-----------|----------|----------|----------|----------|----------|----------|----------|-------------|----------|----------|----------|----------|-------------|------------|------------|---------------|--------------|
| 2017 | .147 | 22-13 | 34 | 4 | 5 | 1 | 0 | 0 | 4 | 6 | .176 | 5 | 1 | 8 | 0 | .275 | 0-1 | 0-0 | 30-3-0 | 1.000 |
| TOTAL | .147 | 22-13 | 34 | 4 | 5 | 1 | 0 | 0 | 4 | 6 | .176 | 5 | 1 | 8 | 0 | .275 | 0-1 | 0-0 | 30-3-0 | 1.000 |



26

DELANEY
ELLING

FRESHMAN | C
WASHINGTON, PA.

>>> Started 49 games between designated player and behind the plate

>>> Tallied her first career multi-hit game against McNeese (2/12)

>>> Hit a grand slam to tie the game against Idaho State (3/3)

>>> Notched her second career home run against Buffalo (3/5)

2017 Game-by-Game

SEASON HIGH

| | |
|-----|----------------------------------|
| AB | 4, 6x last - vs. Rutgers (4/23) |
| H | 3 vs. Michigan State (4/9) |
| 2B | 1, 4x last - at Maryland (4/29) |
| 3B | N/A |
| HR | 1, 3x last - vs. Bucknell (4/19) |
| R | 1, 12x last - at Maryland (4/30) |
| RBI | 4 vs. Idaho State (3/4) |
| BB | 3 vs. Niagara (3/18) |
| SB | N/A |
| PO | 9 vs. Niagara (3/18) |
| A | 3 vs. McNeese State (2/10) |

CAREER BEST

| | |
|-----|-------------------------------------|
| AB | 4, 6x last - vs. Rutgers (4/23/17) |
| H | 3 vs. Michigan State (4/9/17) |
| R | 1, 12x last - at Maryland (4/30/17) |
| RBI | 4 vs. Idaho State (3/4/17) |
| BB | 3 vs. Niagara (3/18/17) |
| SB | N/A |

| | | | | | |
|------------------------|----------|----------|----------|-----------|--------------|
| MULTI-HIT GAMES | 2 | 3 | 4 | 5+ | Total |
| 2017 | 3 | 1 | - | - | 4 |
| TOTAL | 3 | 1 | - | - | 4 |

| | | | | | |
|------------------------|----------|----------|----------|-----------|--------------|
| MULTI-RBI GAMES | 2 | 3 | 4 | 5+ | Total |
| 2017 | 2 | 1 | 1 | - | 4 |
| TOTAL | 2 | 1 | 1 | - | 4 |

CAREER STREAKS

| | |
|----------------|----------------|
| Hitting Streak | 4 games (2017) |
| Reaching Base | 8 games (2017) |

| Date | Opponent | Pos | AB | R | H | RBI | 2B | 3B | HR | BB | SB | CS | HBP | SAC | SF | GDP | K | PO | A | E | Avg |
|--------|----------------------|--------|------|-----|----|-----|----|----|----|----|----|----|-----|-----|----|-----|---|----|----|---|------|
| Feb 10 | vs McNeese | *c | 3 | 0 | 0 | 0 | 0 | 0 | 0 | 0 | 0 | 0 | 0 | 0 | 0 | 0 | 1 | 4 | 3 | 0 | .000 |
| Feb 10 | at LSU | *c | 3 | 0 | 0 | 0 | 0 | 0 | 0 | 0 | 0 | 0 | 0 | 0 | 0 | 0 | 3 | 3 | 0 | 0 | .000 |
| Feb 11 | vs Oklahoma St. | *c | 2 | 0 | 1 | 0 | 0 | 0 | 0 | 1 | 0 | 0 | 0 | 0 | 0 | 0 | 0 | 2 | 1 | 0 | .125 |
| Feb 11 | at LSU | *c | 2 | 0 | 1 | 0 | 0 | 0 | 0 | 0 | 0 | 0 | 0 | 0 | 0 | 0 | 0 | 1 | 0 | 0 | .200 |
| Feb 12 | vs McNeese | *c | 3 | 0 | 2 | 0 | 0 | 0 | 0 | 0 | 0 | 0 | 0 | 0 | 0 | 0 | 1 | 5 | 0 | 0 | .308 |
| Feb 17 | at Georgia Tech | *c | 3 | 1 | 1 | 0 | 0 | 0 | 0 | 0 | 0 | 0 | 0 | 0 | 0 | 0 | 1 | 6 | 0 | 0 | .312 |
| Feb 18 | vs Virginia Tech | *c | 2 | 0 | 0 | 0 | 0 | 0 | 0 | 2 | 0 | 0 | 0 | 0 | 0 | 0 | 0 | 1 | 0 | 0 | .278 |
| Feb 18 | at Georgia Tech | *dh | 3 | 0 | 1 | 0 | 0 | 0 | 0 | 0 | 0 | 0 | 0 | 0 | 0 | 0 | 1 | 0 | 0 | 0 | .286 |
| Feb 19 | vs Virginia Tech | *dh | 1 | 1 | 0 | 0 | 0 | 0 | 0 | 1 | 0 | 0 | 0 | 0 | 0 | 0 | 0 | 0 | 0 | 0 | .273 |
| Feb 25 | at Coastal Carolina | *dh | 3 | 0 | 1 | 1 | 0 | 0 | 0 | 0 | 0 | 0 | 0 | 0 | 0 | 0 | 1 | 0 | 0 | 0 | .280 |
| Feb 25 | vs Campbell | *dh | 3 | 0 | 0 | 0 | 0 | 0 | 0 | 0 | 0 | 0 | 0 | 2 | 0 | 0 | 1 | 0 | 0 | 0 | .250 |
| Feb 26 | vs Cleveland State | *dh | 1 | 0 | 0 | 0 | 0 | 0 | 0 | 1 | 0 | 0 | 0 | 0 | 0 | 0 | 0 | 0 | 0 | 0 | .241 |
| Feb 26 | vs Morehead State | *dh | 2 | 0 | 0 | 0 | 0 | 0 | 0 | 1 | 0 | 0 | 0 | 0 | 0 | 0 | 1 | 0 | 0 | 0 | .226 |
| Mar 03 | vs Idaho State | *dh | 1 | 0 | 0 | 0 | 0 | 0 | 0 | 2 | 0 | 0 | 0 | 0 | 0 | 0 | 0 | 0 | 0 | 0 | .219 |
| Mar 03 | at Colorado State | *dh | 3 | 0 | 0 | 0 | 0 | 0 | 0 | 0 | 0 | 0 | 0 | 0 | 0 | 0 | 0 | 0 | 0 | 0 | .200 |
| Mar 04 | at Colorado State | *dh/c | 4 | 1 | 1 | 4 | 0 | 0 | 1 | 0 | 0 | 0 | 0 | 0 | 0 | 0 | 0 | 2 | 0 | 0 | .205 |
| Mar 04 | at Colorado State | *c | 3 | 0 | 1 | 0 | 0 | 0 | 0 | 1 | 0 | 0 | 0 | 0 | 0 | 0 | 0 | 5 | 0 | 0 | .214 |
| Mar 05 | vs Buffalo | *c | 2 | 1 | 1 | 2 | 0 | 0 | 1 | 0 | 0 | 0 | 0 | 0 | 0 | 0 | 1 | 4 | 0 | 0 | .227 |
| Mar 08 | vs Washington | *dh | 3 | 0 | 1 | 0 | 0 | 0 | 0 | 0 | 0 | 0 | 0 | 0 | 0 | 0 | 0 | 0 | 0 | 0 | .234 |
| Mar 09 | at Washington | *dh | 2 | 0 | 0 | 0 | 0 | 0 | 0 | 0 | 0 | 0 | 0 | 0 | 0 | 0 | 0 | 0 | 0 | 0 | .224 |
| Mar 10 | vs South Dakota | *c | 2 | 0 | 1 | 0 | 0 | 0 | 0 | 1 | 0 | 0 | 0 | 0 | 0 | 0 | 0 | 0 | 8 | 0 | .235 |
| Mar 10 | at Washington | *dh/c | 2 | 0 | 0 | 0 | 0 | 0 | 0 | 0 | 0 | 0 | 0 | 0 | 0 | 0 | 0 | 0 | 2 | 0 | .226 |
| Mar 18 | vs Niagara | *c | 2 | 1 | 0 | 0 | 0 | 0 | 0 | 3 | 0 | 0 | 0 | 0 | 0 | 0 | 0 | 9 | 0 | 0 | .218 |
| Mar 18 | at George Washington | *dh/pr | 3 | 0 | 1 | 0 | 0 | 0 | 0 | 0 | 0 | 0 | 0 | 0 | 0 | 0 | 0 | 0 | 0 | 0 | .224 |
| Mar 19 | vs Niagara | *dh/c | 1 | 1 | 0 | 0 | 0 | 0 | 0 | 2 | 0 | 0 | 0 | 0 | 0 | 0 | 0 | 4 | 0 | 0 | .220 |
| Mar 19 | at George Washington | *dh | 3 | 0 | 0 | 0 | 0 | 0 | 0 | 0 | 0 | 0 | 0 | 0 | 0 | 0 | 0 | 1 | 0 | 0 | .210 |
| Mar 24 | at Michigan | *dh | 3 | 0 | 0 | 0 | 0 | 0 | 0 | 0 | 0 | 0 | 0 | 0 | 0 | 0 | 0 | 1 | 0 | 0 | .200 |
| Mar 25 | at Michigan | *dh | 1 | 0 | 0 | 0 | 0 | 0 | 0 | 0 | 0 | 1 | 0 | 0 | 0 | 0 | 0 | 0 | 0 | 0 | .197 |
| Mar 26 | at Michigan | *dh | 1 | 0 | 0 | 0 | 0 | 0 | 0 | 0 | 0 | 0 | 0 | 0 | 0 | 0 | 1 | 0 | 0 | 0 | .194 |
| Mar 29 | at Pitt | *dh | 3 | 0 | 1 | 0 | 0 | 0 | 0 | 0 | 0 | 0 | 0 | 0 | 0 | 0 | 0 | 0 | 0 | 0 | .200 |
| Apr 01 | INDIANA-1 | *dh | 1 | 0 | 0 | 0 | 0 | 0 | 0 | 1 | 0 | 0 | 0 | 0 | 0 | 0 | 0 | 1 | 0 | 0 | .197 |
| Apr 08 | vs Michigan State-1 | *dh | 0 | 0 | 0 | 0 | 0 | 0 | 0 | 1 | 0 | 0 | 0 | 0 | 0 | 0 | 0 | 0 | 0 | 0 | .197 |
| Apr 08 | vs Michigan State-2 | *dh | 2 | 0 | 1 | 0 | 0 | 0 | 0 | 0 | 0 | 0 | 0 | 0 | 0 | 0 | 0 | 0 | 0 | 0 | .205 |
| Apr 09 | vs Michigan State | *dh | 4 | 0 | 3 | 0 | 1 | 0 | 0 | 0 | 0 | 0 | 0 | 0 | 0 | 0 | 1 | 0 | 0 | 0 | .234 |
| Apr 12 | OHIO STATE-1 | *dh | 3 | 1 | 2 | 0 | 0 | 0 | 0 | 0 | 0 | 0 | 0 | 0 | 0 | 0 | 1 | 0 | 0 | 0 | .250 |
| Apr 12 | OHIO STATE-2 | *dh | 4 | 1 | 0 | 0 | 0 | 0 | 0 | 0 | 0 | 0 | 0 | 0 | 0 | 0 | 0 | 0 | 0 | 0 | .238 |
| Apr 14 | at Nebraska | *dh | 3 | 0 | 0 | 0 | 0 | 0 | 0 | 0 | 0 | 0 | 0 | 0 | 0 | 0 | 0 | 0 | 0 | 0 | .230 |
| Apr 15 | at Nebraska | *dh | 4 | 0 | 1 | 0 | 0 | 0 | 0 | 0 | 0 | 0 | 0 | 0 | 0 | 0 | 0 | 1 | 0 | 0 | .231 |
| Apr 16 | at Nebraska | *dh | 3 | 0 | 1 | 0 | 0 | 0 | 0 | 0 | 0 | 0 | 0 | 0 | 0 | 0 | 0 | 1 | 0 | 0 | .234 |
| Apr 19 | BUCKNELL-1 | *dh | 3 | 0 | 0 | 0 | 0 | 0 | 0 | 0 | 0 | 0 | 0 | 0 | 0 | 0 | 0 | 0 | 0 | 0 | .227 |
| Apr 19 | BUCKNELL-2 | *dh/c | 4 | 1 | 2 | 3 | 0 | 0 | 1 | 0 | 0 | 0 | 0 | 0 | 0 | 0 | 0 | 2 | 0 | 0 | .238 |
| Apr 21 | RUTGERS | *c | 3 | 0 | 1 | 2 | 0 | 0 | 0 | 1 | 0 | 0 | 0 | 0 | 0 | 0 | 0 | 0 | 3 | 0 | .240 |
| Apr 22 | RUTGERS | *c | 1 | 1 | 1 | 0 | 1 | 0 | 0 | 2 | 0 | 0 | 0 | 0 | 0 | 0 | 0 | 0 | 3 | 1 | .248 |
| Apr 23 | RUTGERS | *c | 4 | 0 | 1 | 0 | 1 | 0 | 0 | 0 | 0 | 0 | 0 | 0 | 0 | 0 | 0 | 2 | 0 | 0 | .248 |
| Apr 26 | SAINT FRANCIS-1 | *c | 2 | 0 | 0 | 0 | 0 | 0 | 0 | 0 | 0 | 0 | 1 | 0 | 0 | 0 | 0 | 1 | 4 | 1 | .243 |
| Apr 26 | SAINT FRANCIS-2 | *c | 3 | 0 | 0 | 0 | 0 | 0 | 0 | 0 | 0 | 0 | 0 | 0 | 0 | 0 | 0 | 3 | 0 | 0 | .237 |
| Apr 28 | at Maryland | *c/dh | 3 | 1 | 1 | 1 | 0 | 0 | 0 | 1 | 0 | 0 | 0 | 0 | 0 | 0 | 0 | 1 | 0 | 0 | .239 |
| Apr 29 | at Maryland | *c | 3 | 0 | 1 | 0 | 1 | 0 | 0 | 1 | 0 | 0 | 0 | 1 | 0 | 0 | 0 | 6 | 0 | 0 | .242 |
| Apr 30 | at Maryland | *c | 3 | 1 | 1 | 0 | 0 | 0 | 0 | 1 | 0 | 0 | 0 | 0 | 0 | 0 | 0 | 3 | 0 | 0 | .244 |
| Totals | | | 49gs | 123 | 12 | 30 | 13 | 4 | 0 | 3 | 23 | 0 | 0 | 2 | 4 | 0 | 1 | 17 | 87 | 6 | .244 |

On base pct. .372 • Slugging pct. .350

CAREER HITTING STATISTICS

| Year | AVG. | GP-GS | AB | R | H | 2B | 3B | HR | RBI | TB | SLG | BB | HBP | SO | GDP | OBP | SF-SH | SB-ATT | PO-A-E | FLD% |
|--------------|-------------|--------------|------------|-----------|-----------|----------|----------|----------|-----------|-----------|-------------|-----------|----------|-----------|----------|-------------|------------|------------|---------------|--------------|
| 2017 | .244 | 49-49 | 123 | 12 | 30 | 4 | 0 | 3 | 13 | 43 | .350 | 23 | 2 | 17 | 1 | .372 | 0-4 | 0-0 | 87-6-0 | 1.000 |
| TOTAL | .244 | 49-49 | 123 | 12 | 30 | 4 | 0 | 3 | 13 | 43 | .350 | 23 | 2 | 17 | 1 | .372 | 0-4 | 0-0 | 87-6-0 | 1.000 |

2017 Highlights



42

TONI POLK

SOPHOMORE | INF
NIAGARA FALLS, N.Y.

- >>> Made the start at short stop in all 51 games
- >>> Drove in two runs at No. 4 LSU in the win (2/10)
- >>> Went 3-for-4 at the plate at Colorado State (3/4) and No. 25 Ohio State (4/12)
- >>> Had three hits and drove in three runs against Niagara (3/18)

2017 Game-by-Game

SEASON HIGH

| | |
|-----|------------------------------------|
| AB | 5, 4x last - at Maryland (4/29) |
| H | 4 vs. No. 25 Ohio State (4/12) |
| 2B | 2 at Colorado State (3/4) |
| 3B | 1, 3x last - vs. Bucknell (4/19) |
| HR | 1 at Georgia Tech (2/17) |
| R | 2, 5x last - vs. Rutgers (4/22) |
| RBI | 3 vs. Rutgers (4/23) |
| SB | 1, 6x last - vs. Ohio State (4/12) |
| PO | 4, 2x last - at Maryland (4/29) |
| A | 7 vs. Campbell (2/25) |

CAREER BEST

| | |
|-----|---------------------------------------|
| AB | 5, 3x last - vs. Rutgers (4/21/17) |
| H | 4 vs. No. 25 Ohio State (4/12) |
| R | 3 vs. Hofstra (3/20/16) |
| RBI | 3 vs. Niagara (3/18/17) |
| BB | 2 vs. Robert Morris (3/23/16) |
| SB | 1, 7x last - vs. Ohio State (4/12/17) |

MULTI-HIT GAMES

| | 2 | 3 | 4 | 5+ | Total |
|--------------|-----------|----------|----------|----------|-----------|
| 2016 | 5 | - | - | - | 5 |
| 2017 | 7 | 2 | 1 | - | 10 |
| TOTAL | 12 | 2 | 1 | - | 15 |

MULTI-RBI GAMES

| | 2 | 3 | 4 | 5+ | Total |
|--------------|----------|----------|----------|----------|----------|
| 2016 | 2 | - | - | - | 2 |
| 2017 | 3 | 1 | - | - | 4 |
| TOTAL | 5 | 1 | - | - | 6 |

CAREER STREAKS

| | |
|----------------|-----------------|
| Hitting Streak | 5 games (2017) |
| Reaching Base | 10 games (2017) |

| Date | Opponent | Pos | AB | R | H | RBI | 2B | 3B | HR | BB | SB | CS | HBP | SAC | SF | GDP | K | PO | A | E | Avg | |
|--------|----------------------|--------|------|-----|----|-----|----|----|----|----|----|----|-----|-----|----|-----|---|----|----|-----|------|------|
| Feb 10 | vs McNeese | *ss | 2 | 0 | 0 | 0 | 0 | 0 | 0 | 0 | 0 | 0 | 0 | 0 | 0 | 0 | 1 | 3 | 3 | 0 | .000 | |
| Feb 10 | at LSU | *ss | 4 | 1 | 1 | 2 | 0 | 0 | 0 | 0 | 0 | 0 | 0 | 0 | 0 | 0 | 3 | 1 | 0 | 2 | .167 | |
| Feb 11 | vs Oklahoma St. | *ss | 2 | 0 | 0 | 0 | 0 | 0 | 0 | 0 | 0 | 0 | 0 | 0 | 0 | 0 | 2 | 3 | 2 | 1 | .125 | |
| Feb 11 | at LSU | *ss | 1 | 0 | 0 | 1 | 0 | 0 | 0 | 0 | 0 | 0 | 0 | 0 | 1 | 0 | 1 | 1 | 2 | 1 | .111 | |
| Feb 12 | vs McNeese | *ss | 2 | 0 | 0 | 0 | 0 | 0 | 0 | 0 | 1 | 0 | 0 | 0 | 0 | 0 | 0 | 2 | 1 | 3 | .091 | |
| Feb 17 | at Georgia Tech | *ss | 3 | 2 | 2 | 1 | 1 | 0 | 1 | 0 | 0 | 0 | 0 | 0 | 0 | 0 | 0 | 0 | 5 | 0 | .214 | |
| Feb 18 | vs Virginia Tech | *ss | 3 | 1 | 0 | 0 | 0 | 0 | 0 | 1 | 0 | 0 | 0 | 0 | 0 | 0 | 1 | 2 | 1 | 0 | .176 | |
| Feb 18 | at Georgia Tech | *ss | 3 | 1 | 1 | 1 | 0 | 0 | 1 | 0 | 0 | 0 | 0 | 0 | 0 | 0 | 0 | 3 | 1 | 1 | .200 | |
| Feb 19 | vs Virginia Tech | *ss | 4 | 1 | 1 | 0 | 1 | 0 | 0 | 0 | 0 | 0 | 0 | 0 | 0 | 0 | 0 | 2 | 6 | 0 | .208 | |
| Feb 25 | at Coastal Carolina | *ss | 3 | 0 | 0 | 0 | 0 | 0 | 0 | 0 | 0 | 0 | 0 | 0 | 0 | 0 | 1 | 2 | 0 | 1 | .185 | |
| Feb 25 | vs Campbell | *ss | 5 | 0 | 0 | 0 | 0 | 0 | 0 | 0 | 1 | 0 | 0 | 0 | 0 | 0 | 1 | 2 | 7 | 2 | .156 | |
| Feb 26 | vs Cleveland State | *ss | 2 | 1 | 1 | 0 | 0 | 0 | 0 | 1 | 1 | 1 | 0 | 0 | 0 | 0 | 1 | 1 | 1 | 1 | .176 | |
| Feb 26 | vs Morehead State | *ss | 3 | 0 | 1 | 0 | 0 | 0 | 0 | 0 | 0 | 0 | 0 | 0 | 0 | 0 | 0 | 1 | 3 | 1 | .189 | |
| Mar 03 | vs Idaho State | *ss | 3 | 0 | 0 | 0 | 0 | 0 | 0 | 1 | 0 | 0 | 0 | 0 | 0 | 0 | 0 | 3 | 3 | 0 | .175 | |
| Mar 03 | at Colorado State | *ss | 3 | 0 | 0 | 0 | 0 | 0 | 0 | 0 | 0 | 0 | 0 | 0 | 0 | 0 | 0 | 1 | 3 | 1 | .163 | |
| Mar 04 | vs Idaho State | *ss | 2 | 0 | 0 | 0 | 0 | 0 | 0 | 0 | 0 | 0 | 0 | 0 | 0 | 0 | 0 | 1 | 0 | 0 | .156 | |
| Mar 04 | at Colorado State | *ss | 4 | 0 | 3 | 1 | 2 | 0 | 0 | 0 | 0 | 0 | 0 | 0 | 0 | 0 | 0 | 0 | 1 | 0 | .204 | |
| Mar 05 | vs Buffalo | *ss | 3 | 1 | 2 | 1 | 0 | 0 | 0 | 0 | 0 | 0 | 0 | 0 | 0 | 0 | 0 | 1 | 1 | 0 | .231 | |
| Mar 08 | vs Washington | *ss | 2 | 0 | 1 | 0 | 0 | 0 | 0 | 0 | 0 | 0 | 0 | 0 | 0 | 0 | 0 | 1 | 0 | 1 | .241 | |
| Mar 09 | at Washington | *ss | 2 | 0 | 2 | 0 | 0 | 0 | 0 | 0 | 0 | 0 | 0 | 0 | 0 | 0 | 0 | 0 | 4 | 1 | .268 | |
| Mar 10 | vs South Dakota | *ss | 2 | 1 | 2 | 0 | 0 | 0 | 0 | 0 | 0 | 0 | 1 | 0 | 0 | 0 | 0 | 0 | 1 | 0 | .293 | |
| Mar 10 | at Washington | *ss | 2 | 0 | 0 | 0 | 0 | 0 | 0 | 0 | 0 | 0 | 0 | 0 | 0 | 0 | 0 | 0 | 2 | 0 | .283 | |
| Mar 18 | vs Niagara | *ss | 4 | 1 | 3 | 3 | 0 | 1 | 0 | 0 | 1 | 0 | 0 | 0 | 0 | 0 | 0 | 0 | 1 | 2 | .312 | |
| Mar 18 | at George Washington | *ss | 3 | 2 | 1 | 0 | 0 | 1 | 0 | 0 | 0 | 0 | 0 | 0 | 0 | 0 | 0 | 1 | 2 | 0 | .313 | |
| Mar 19 | vs Niagara | *ss | 2 | 1 | 1 | 0 | 0 | 0 | 0 | 1 | 0 | 0 | 0 | 0 | 0 | 0 | 0 | 1 | 2 | 0 | .319 | |
| Mar 19 | at George Washington | *ss | 3 | 0 | 1 | 0 | 1 | 0 | 0 | 0 | 0 | 0 | 0 | 0 | 0 | 1 | 0 | 0 | 3 | 0 | .319 | |
| Mar 24 | at Michigan | *ss | 3 | 0 | 0 | 0 | 0 | 0 | 0 | 0 | 0 | 0 | 0 | 0 | 0 | 0 | 2 | 1 | 3 | 0 | .307 | |
| Mar 25 | at Michigan | *ss | 2 | 0 | 0 | 0 | 0 | 0 | 0 | 0 | 0 | 0 | 0 | 0 | 0 | 0 | 0 | 2 | 1 | 0 | .299 | |
| Mar 26 | at Michigan | *ss | 1 | 0 | 0 | 0 | 0 | 0 | 0 | 0 | 0 | 0 | 1 | 0 | 0 | 0 | 0 | 1 | 1 | 1 | .295 | |
| Mar 29 | at Pitt | *ss | 3 | 0 | 0 | 0 | 0 | 0 | 0 | 0 | 0 | 0 | 0 | 0 | 0 | 0 | 1 | 1 | 3 | 1 | .284 | |
| Apr 01 | INDIANA-1 | *ss | 3 | 1 | 1 | 0 | 1 | 0 | 0 | 0 | 0 | 0 | 0 | 0 | 0 | 0 | 0 | 1 | 3 | 0 | .286 | |
| Apr 01 | INDIANA-2 | *ss | 2 | 0 | 1 | 0 | 0 | 0 | 0 | 0 | 0 | 0 | 0 | 0 | 0 | 0 | 0 | 0 | 3 | 0 | .291 | |
| Apr 02 | INDIANA | *ss | 2 | 1 | 1 | 0 | 0 | 0 | 0 | 1 | 0 | 0 | 0 | 0 | 0 | 0 | 0 | 0 | 3 | 1 | .295 | |
| Apr 08 | vs Michigan State-1 | *ss | 2 | 0 | 0 | 0 | 0 | 0 | 0 | 0 | 0 | 0 | 1 | 1 | 0 | 0 | 1 | 2 | 3 | 0 | .289 | |
| Apr 08 | vs Michigan State-2 | *ss | 3 | 0 | 1 | 2 | 0 | 0 | 0 | 0 | 0 | 0 | 0 | 0 | 0 | 0 | 1 | 1 | 5 | 0 | .290 | |
| Apr 09 | vs Michigan State | *ss | 2 | 0 | 0 | 0 | 0 | 0 | 0 | 1 | 1 | 0 | 0 | 1 | 0 | 0 | 1 | 3 | 3 | 1 | .284 | |
| Apr 12 | OHIO STATE-1 | *ss | 3 | 0 | 0 | 0 | 0 | 0 | 0 | 0 | 0 | 0 | 0 | 0 | 0 | 0 | 2 | 4 | 0 | 1 | .276 | |
| Apr 12 | OHIO STATE-2 | *ss | 5 | 1 | 4 | 2 | 1 | 0 | 0 | 0 | 1 | 0 | 0 | 0 | 0 | 0 | 0 | 1 | 2 | 1 | .301 | |
| Apr 14 | at Nebraska | *ss/dh | 3 | 0 | 1 | 0 | 0 | 0 | 0 | 0 | 0 | 0 | 0 | 0 | 0 | 0 | 1 | 0 | 0 | 2 | .302 | |
| Apr 15 | at Nebraska | *ss | 4 | 2 | 2 | 0 | 0 | 0 | 0 | 0 | 0 | 0 | 0 | 0 | 0 | 0 | 1 | 2 | 3 | 1 | .309 | |
| Apr 16 | at Nebraska | *ss | 3 | 1 | 0 | 0 | 0 | 0 | 0 | 1 | 0 | 0 | 0 | 0 | 0 | 0 | 1 | 3 | 0 | 2 | .301 | |
| Apr 19 | BUCKNELL-1 | *ss | 3 | 0 | 2 | 1 | 0 | 1 | 0 | 0 | 0 | 0 | 0 | 0 | 0 | 0 | 0 | 2 | 1 | 0 | .310 | |
| Apr 19 | BUCKNELL-2 | *ss | 4 | 1 | 1 | 1 | 0 | 0 | 0 | 0 | 0 | 0 | 0 | 0 | 0 | 0 | 0 | 1 | 2 | 1 | .308 | |
| Apr 21 | RUTGERS | *ss | 5 | 2 | 2 | 1 | 0 | 0 | 0 | 0 | 0 | 0 | 0 | 0 | 0 | 0 | 1 | 1 | 1 | 2 | .312 | |
| Apr 22 | RUTGERS | *ss | 3 | 2 | 1 | 0 | 1 | 0 | 0 | 0 | 0 | 0 | 1 | 0 | 0 | 0 | 0 | 1 | 1 | 0 | .312 | |
| Apr 23 | RUTGERS | *ss | 3 | 1 | 1 | 0 | 0 | 0 | 0 | 1 | 0 | 0 | 0 | 0 | 0 | 0 | 0 | 0 | 1 | 0 | .313 | |
| Apr 26 | SAINT FRANCIS-1 | *ss | 2 | 0 | 0 | 0 | 0 | 0 | 0 | 1 | 0 | 0 | 0 | 0 | 0 | 0 | 0 | 1 | 2 | 0 | .308 | |
| Apr 26 | SAINT FRANCIS-2 | *ss | 2 | 0 | 0 | 0 | 0 | 0 | 0 | 0 | 0 | 0 | 1 | 0 | 0 | 0 | 1 | 0 | 2 | 0 | .304 | |
| Apr 28 | at Maryland | *ss | 4 | 1 | 1 | 0 | 0 | 0 | 0 | 1 | 0 | 0 | 0 | 0 | 0 | 0 | 1 | 0 | 3 | 2 | .302 | |
| Apr 29 | at Maryland | *ss | 5 | 0 | 0 | 0 | 0 | 0 | 0 | 0 | 0 | 0 | 0 | 0 | 0 | 0 | 1 | 4 | 3 | 0 | .292 | |
| Apr 30 | at Maryland | *ss | 4 | 1 | 1 | 1 | 0 | 0 | 0 | 0 | 0 | 0 | 0 | 0 | 0 | 0 | 0 | 1 | 1 | 1 | .291 | |
| Totals | | | 51gs | 148 | 27 | 43 | 18 | 8 | 3 | 1 | 11 | 6 | 1 | 3 | 5 | 1 | 1 | 27 | 68 | 103 | 34 | .291 |

On base pct. .350 • Slugging pct. .405

CAREER HITTING STATISTICS

| Year | AVG. | GP-GS | AB | R | H | 2B | 3B | HR | RBI | TB | SLG | BB | HBP | SO | GDP | OBP | SF-SH | SB-ATT | PO-A-E | FLD% |
|--------------|-------------|--------------|------------|-----------|-----------|-----------|----------|----------|-----------|-----------|-------------|-----------|----------|-----------|----------|-------------|------------|------------|------------------|-------------|
| 2016 | .280 | 30-25 | 75 | 16 | 21 | 3 | 0 | 1 | 10 | 27 | .360 | 5 | 1 | 18 | 0 | .329 | 1-1 | 2-2 | 7-0-1 | .875 |
| 2017 | .291 | 51-51 | 148 | 27 | 43 | 8 | 3 | 1 | 18 | 60 | .405 | 11 | 3 | 27 | 1 | .350 | 1-5 | 6-7 | 68-103-34 | .834 |
| TOTAL | .287 | 81-76 | 223 | 43 | 64 | 11 | 3 | 2 | 28 | 87 | .390 | 16 | 4 | 45 | 1 | .343 | 2-6 | 8-9 | 75-103-35 | .836 |

2017 Highlights



51 MADISON SEIFERT

SOPHOMORE | P
WILDWOOD, MD.

- >>> Earned the start and the win in the circle at No. 4 LSU (2/10)
- >>> Struck out three at No. 4 LSU
- >>> Tied a career-high six strikeouts at Georgia Tech (2/17)

2017 Game-by-Game

SEASON HIGH

IP7.0, 4x last - vs. Morehead St. (2/26)
 H 7, 2x last - at Nebraska (4/15)
 R 8 at Michigan (3/25)
 ER 7 at Michigan (3/25)
 BB.....4, 2x last - vs. No. 8 Washington (3/8)
 K6 at Georgia Tech (2/17)
 2B3, 2x last - vs. No. 8 Washington (3/8)
 3B 1, 5x last - at Michigan (3/25)
 HR..... 1, 6x last - vs. Michigan State (4/8)
 HBP 1, 4x last - at Michigan (3/25)
 PO 2 at Colorado State (3/3)
 A 4 at No. 4 LSU (2/10)

CAREER BEST

IP7.1 at Ole Miss (3/4/16)
 H11 at Rutgers (3/25/16)
 R8, 2x last - at Michigan (3/25/17)
 ER.....7, 2x last - at Michigan (3/25/17)
 BB.....5 at Ole Miss (3/4/16)
 K 6, 2x last - at Georgia Tech (2/17)

| Date | Opponent | GS | IP | H | R | ER | BB | SO | 2B | 3B | HR | WP | BK | HBP | IBB | Score | W-L | Sv | FRA | NP | |
|--------|----------------------|----|-----|------|-----|----|----|----|----|----|----|----|----|-----|-----|-------|--------|-----|------|------|---|
| Feb 10 | at LSU | * | 7.0 | 6 | 3 | 3 | 4 | 3 | 1 | 0 | 0 | 1 | 0 | 0 | 0 | 7-3 | 1-0 | 0 | 3.00 | 137 | |
| Feb 11 | vs Oklahoma St. | * | 6.0 | 5 | 1 | 0 | 1 | 0 | 0 | 1 | 0 | 1 | 0 | 1 | 0 | 0-1 | 1-1 | 0 | 1.62 | 95 | |
| Feb 12 | vs McNeese | * | 5.0 | 4 | 6 | 3 | 2 | 5 | 0 | 0 | 1 | 0 | 0 | 1 | 0 | 0-6 | 1-2 | 0 | 2.33 | 93 | |
| Feb 17 | at Georgia Tech | * | 7.0 | 6 | 2 | 2 | 1 | 6 | 2 | 1 | 0 | 1 | 0 | 0 | 0 | 3-2 | 2-2 | 0 | 2.24 | 128 | |
| Feb 19 | vs Virginia Tech | * | 7.0 | 3 | 1 | 1 | 2 | 2 | 0 | 1 | 0 | 0 | 0 | 0 | 0 | 7-1 | 3-2 | 0 | 1.97 | 80 | |
| Feb 25 | at Coastal Carolina | * | 5.0 | 6 | 3 | 2 | 2 | 0 | 2 | 0 | 0 | 0 | 0 | 0 | 0 | 1-3 | 3-3 | 0 | 2.08 | 73 | |
| Feb 26 | vs Morehead State | * | 7.0 | 6 | 1 | 1 | 1 | 1 | 1 | 0 | 1 | 1 | 0 | 0 | 0 | 0-1 | 3-4 | 0 | 1.91 | 95 | |
| Mar 03 | at Colorado State | * | 4.0 | 6 | 4 | 3 | 2 | 3 | 0 | 1 | 1 | 0 | 0 | 1 | 0 | 0-4 | 3-5 | 0 | 2.19 | 105 | |
| Mar 04 | vs Idaho State | * | 2.1 | 6 | 4 | 4 | 0 | 1 | 3 | 0 | 0 | 0 | 0 | 0 | 0 | 6-12 | 3-5 | 0 | 2.64 | 44 | |
| Mar 08 | vs Washington | * | 2.0 | 5 | 6 | 6 | 4 | 0 | 3 | 0 | 0 | 0 | 0 | 0 | 0 | 1-13 | 3-6 | 0 | 3.34 | 57 | |
| Mar 09 | at Washington | * | 2.1 | 4 | 3 | 3 | 3 | 3 | 2 | 0 | 0 | 0 | 0 | 0 | 0 | 1-9 | 3-6 | 0 | 3.59 | 59 | |
| Mar 18 | vs Niagara | * | 3.0 | 5 | 2 | 2 | 2 | 2 | 1 | 0 | 0 | 0 | 0 | 0 | 0 | 13-4 | 3-6 | 0 | 3.64 | 60 | |
| Mar 19 | at George Washington | * | 1.1 | 4 | 1 | 1 | 1 | 0 | 1 | 0 | 0 | 0 | 0 | 0 | 0 | 2-7 | 3-6 | 0 | 3.68 | 36 | |
| Mar 25 | at Michigan | * | 4.0 | 7 | 8 | 7 | 2 | 1 | 2 | 1 | 1 | 3 | 0 | 1 | 0 | 0-8 | 3-7 | 0 | 4.22 | 65 | |
| Apr 01 | INDIANA-1 | * | 2.2 | 4 | 3 | 3 | 1 | 2 | 2 | 0 | 1 | 0 | 0 | 0 | 0 | 1-6 | 3-8 | 0 | 4.37 | 53 | |
| Apr 08 | vs Michigan State-2 | * | 0.0 | 1 | 1 | 1 | 0 | 0 | 0 | 0 | 1 | 0 | 0 | 0 | 0 | 3-11 | 3-8 | 0 | 4.48 | 1 | |
| Apr 12 | OHIO STATE-2 | * | 2.1 | 5 | 4 | 1 | 0 | 1 | 1 | 0 | 0 | 0 | 0 | 0 | 0 | 7-10 | 3-8 | 0 | 4.43 | 59 | |
| Apr 15 | at Nebraska | * | 6.0 | 7 | 4 | 0 | 2 | 3 | 1 | 0 | 0 | 1 | 0 | 0 | 0 | 4-5 | 3-8 | 0 | 4.07 | 112 | |
| Apr 16 | at Nebraska | * | 1.0 | 2 | 0 | 0 | 0 | 0 | 0 | 0 | 0 | 0 | 0 | 0 | 0 | 4-6 | 3-8 | 0 | 4.01 | 12 | |
| Apr 19 | BUCKNELL-2 | * | 3.0 | 5 | 4 | 3 | 0 | 2 | 0 | 0 | 2 | 0 | 0 | 0 | 0 | 6-5 | 3-8 | 0 | 4.13 | 40 | |
| Apr 21 | RUTGERS | * | 3.2 | 2 | 0 | 0 | 1 | 1 | 0 | 0 | 0 | 0 | 0 | 0 | 0 | 11-9 | 4-8 | 0 | 3.94 | 42 | |
| Apr 23 | RUTGERS | * | 1.0 | 5 | 4 | 4 | 0 | 0 | 0 | 0 | 0 | 0 | 0 | 0 | 0 | 4-6 | 4-9 | 0 | 4.23 | 23 | |
| Totals | | | 15 | 82.2 | 104 | 65 | 50 | 31 | 36 | 22 | 5 | 8 | 8 | 0 | 4 | 0 | 81-132 | 4-9 | 0 | 4.23 | - |

CAREER PITCHING STATISTICS

| Year | ERA | W-L | APP | GS | CG | SHO/C | SV | IP | H | R | ER | BB | SO | 2B | 3B | HR | BF | BAA | WP | HBP | BK | SFA | SHA |
|--------------|-------------|--------------|-----------|-----------|-----------|----------|----------|--------------|------------|------------|------------|-----------|-----------|-----------|----------|-----------|------------|-------------|-----------|-----------|----------|----------|-----------|
| 2016 | 4.40 | 12-5 | 34 | 11 | 4 | 0/0 | 3 | 114.2 | 143 | 87 | 72 | 61 | 60 | 25 | 0 | 9 | 468 | .306 | 4 | 10 | 0 | 3 | 16 |
| 2017 | 4.23 | 4-9 | 22 | 15 | 6 | 0 | 0 | 82.2 | 104 | 65 | 50 | 31 | 36 | 22 | 5 | 8 | 355 | .293 | 8 | 4 | 0 | 3 | 4 |
| TOTAL | 4.33 | 16-14 | 56 | 26 | 10 | 0 | 3 | 197.4 | 247 | 152 | 122 | 92 | 96 | 47 | 5 | 17 | 823 | .300 | 12 | 14 | 0 | 6 | 20 |

2017 Highlights



52

KRISTINA BRACKPOOL

SENIOR | INF
VALENCIA, CALIF.

- >>> Started 50 games at first base
- >>> Hit her first home run of the season against Cleveland St. (2/26)
- >>> Ranks No. 9 all-time in home runs with 18 in her career
- >>> Had a four-game hitting streak to start the 2017 season

2017 Game-by-Game

SEASON HIGH

| | |
|-----|----------------------------------|
| AB | 5, 2x last - vs. Niagara (3/18) |
| H | 3, 4x last - at Maryland (4/28) |
| 2B | 1, 8x last - at Maryland (4/30) |
| 3B | N/A |
| HR | 1, 4x last - vs. Rutgers (4/21) |
| R | 2, 2x last - vs. Buffalo (3/5) |
| RBI | 4 vs. Niagara (3/19) |
| BB | 1, 11x last - at Maryland (4/29) |
| SB | 1, 3x last - at Nebraska (4/14) |
| PO | 15 vs. Campbell (2/25) |
| A | 3 vs. Ohio State (4/12) |

CAREER BEST

| | |
|-----|---------------------------------------|
| AB | 5, 2x last - vs. Campbell (2/25/17) |
| H | 3, 8x last - at Nebraska (4/15/17) |
| R | 2, 6x last - vs. Buffalo (3/5/17) |
| RBI | 5, 2x last - vs. Ohio State (4/15/15) |
| BB | 2, 2x last - vs. Maryland (4/16/15) |
| SB | 1, 4x last - at Nebraska (4/14/17) |

MULTI-HIT GAMES

| | 2 | 3 | 4 | 5+ | Total |
|--------------|-----------|----------|----------|----------|-----------|
| 2014 | 2 | - | - | - | 2 |
| 2015 | 6 | 4 | - | - | 10 |
| 2016 | 8 | - | - | - | 8 |
| 2017 | 6 | 4 | - | - | 10 |
| TOTAL | 22 | 8 | - | - | 30 |

MULTI-RBI GAMES

| | 2 | 3 | 4 | 5+ | Total |
|--------------|-----------|----------|----------|----------|-----------|
| 2014 | 2 | 1 | - | - | 3 |
| 2015 | 7 | 3 | - | 2 | 12 |
| 2016 | 4 | - | 1 | - | 5 |
| 2017 | 4 | 2 | 1 | - | 7 |
| TOTAL | 17 | 6 | 2 | 2 | 26 |

CAREER STREAKS


| | |
|----------------|-----------------|
| Hitting Streak | 14 games (2015) |
| Reaching Base | 14 games (2015) |

| Date | Opponent | Pos | AB | R | H | RBI | 2B | 3B | HR | BB | SB | CS | HBP | SAC | SF | GDP | K | PO | A | E | Avg | |
|--------|----------------------|-----|------|-----|----|-----|----|----|----|----|----|----|-----|-----|----|-----|---|----|-----|----|------|------|
| Feb 10 | vs McNeese | *1b | 3 | 0 | 2 | 0 | 0 | 0 | 0 | 0 | 0 | 0 | 0 | 0 | 0 | 0 | 0 | 6 | 1 | 0 | .667 | |
| Feb 10 | at LSU | *1b | 3 | 0 | 1 | 1 | 0 | 0 | 0 | 1 | 0 | 0 | 0 | 0 | 0 | 0 | 2 | 6 | 0 | 0 | .500 | |
| Feb 11 | vs Oklahoma St. | *1b | 3 | 0 | 1 | 0 | 0 | 0 | 0 | 0 | 0 | 0 | 0 | 0 | 0 | 0 | 0 | 8 | 0 | 0 | .444 | |
| Feb 11 | at LSU | *1b | 3 | 0 | 1 | 0 | 0 | 0 | 0 | 0 | 0 | 0 | 0 | 0 | 0 | 0 | 0 | 6 | 0 | 1 | .455 | |
| Feb 12 | vs McNeese | *1b | 3 | 0 | 0 | 0 | 0 | 0 | 0 | 0 | 0 | 0 | 0 | 0 | 0 | 0 | 1 | 4 | 0 | 0 | .357 | |
| Feb 17 | at Georgia Tech | *1b | 3 | 0 | 0 | 0 | 0 | 0 | 0 | 0 | 0 | 0 | 0 | 0 | 0 | 0 | 1 | 8 | 0 | 0 | .294 | |
| Feb 18 | vs Virginia Tech | *1b | 4 | 0 | 1 | 0 | 0 | 0 | 0 | 0 | 0 | 0 | 0 | 0 | 0 | 0 | 0 | 8 | 1 | 0 | .286 | |
| Feb 18 | at Georgia Tech | *1b | 3 | 1 | 0 | 1 | 0 | 0 | 0 | 1 | 0 | 0 | 0 | 0 | 0 | 0 | 0 | 7 | 0 | 0 | .250 | |
| Feb 19 | vs Virginia Tech | *1b | 4 | 1 | 2 | 0 | 1 | 0 | 0 | 0 | 0 | 0 | 0 | 0 | 0 | 0 | 0 | 13 | 0 | 0 | .286 | |
| Feb 25 | at Coastal Carolina | *1b | 2 | 0 | 0 | 0 | 0 | 0 | 0 | 0 | 0 | 0 | 0 | 1 | 0 | 0 | 1 | 8 | 0 | 0 | .267 | |
| Feb 25 | vs Campbell | *1b | 5 | 1 | 1 | 0 | 0 | 0 | 0 | 0 | 0 | 0 | 0 | 0 | 0 | 0 | 0 | 15 | 0 | 0 | .257 | |
| Feb 26 | vs Cleveland State | *1b | 3 | 1 | 1 | 1 | 0 | 0 | 1 | 0 | 0 | 0 | 0 | 0 | 0 | 0 | 0 | 2 | 0 | 0 | .263 | |
| Feb 26 | vs Morehead State | *1b | 3 | 0 | 0 | 0 | 0 | 0 | 0 | 0 | 0 | 0 | 0 | 0 | 0 | 0 | 2 | 11 | 0 | 0 | .244 | |
| Mar 03 | vs Idaho State | *1b | 3 | 1 | 2 | 1 | 1 | 0 | 0 | 1 | 0 | 0 | 0 | 0 | 0 | 0 | 0 | 9 | 0 | 1 | .273 | |
| Mar 03 | at Colorado State | *1b | 3 | 0 | 1 | 0 | 0 | 0 | 0 | 0 | 0 | 0 | 0 | 0 | 0 | 0 | 0 | 4 | 0 | 0 | .277 | |
| Mar 04 | vs Idaho State | *1b | 3 | 2 | 2 | 2 | 0 | 0 | 1 | 1 | 0 | 0 | 0 | 0 | 0 | 0 | 0 | 6 | 0 | 0 | .300 | |
| Mar 04 | at Colorado State | *1b | 4 | 1 | 1 | 0 | 0 | 0 | 0 | 0 | 0 | 0 | 0 | 0 | 0 | 0 | 1 | 4 | 0 | 0 | .296 | |
| Mar 05 | vs Buffalo | *1b | 3 | 2 | 1 | 0 | 0 | 0 | 0 | 0 | 1 | 0 | 0 | 0 | 0 | 0 | 0 | 6 | 0 | 0 | .298 | |
| Mar 08 | vs Washington | *1b | 2 | 0 | 2 | 0 | 0 | 0 | 0 | 1 | 0 | 0 | 0 | 0 | 0 | 0 | 0 | 4 | 0 | 0 | .322 | |
| Mar 09 | at Washington | *1b | 3 | 0 | 1 | 0 | 0 | 0 | 0 | 0 | 0 | 0 | 0 | 0 | 0 | 0 | 0 | 4 | 0 | 0 | .323 | |
| Mar 10 | vs South Dakota | *1b | 3 | 0 | 1 | 0 | 0 | 0 | 0 | 0 | 0 | 0 | 0 | 0 | 0 | 0 | 0 | 4 | 0 | 0 | .323 | |
| Mar 10 | at Washington | *1b | 2 | 0 | 0 | 0 | 0 | 0 | 0 | 0 | 0 | 0 | 0 | 0 | 0 | 0 | 1 | 4 | 1 | 0 | .313 | |
| Mar 18 | vs Niagara | *1b | 5 | 1 | 2 | 2 | 1 | 0 | 0 | 0 | 0 | 0 | 0 | 0 | 0 | 0 | 2 | 6 | 0 | 0 | .319 | |
| Mar 18 | at George Washington | *1b | 3 | 0 | 1 | 1 | 1 | 0 | 0 | 0 | 0 | 0 | 0 | 0 | 0 | 0 | 0 | 4 | 0 | 0 | .320 | |
| Mar 19 | vs Niagara | *1b | 4 | 1 | 3 | 4 | 0 | 0 | 1 | 0 | 0 | 0 | 0 | 0 | 0 | 0 | 0 | 8 | 1 | 0 | .342 | |
| Mar 19 | at George Washington | *1b | 3 | 0 | 1 | 1 | 0 | 0 | 0 | 0 | 0 | 0 | 0 | 0 | 0 | 0 | 0 | 8 | 0 | 0 | .341 | |
| Mar 24 | at Michigan | *1b | 3 | 0 | 0 | 0 | 0 | 0 | 0 | 0 | 0 | 0 | 0 | 0 | 0 | 0 | 2 | 8 | 0 | 0 | .329 | |
| Mar 25 | at Michigan | *1b | 3 | 0 | 1 | 0 | 0 | 0 | 0 | 0 | 0 | 0 | 0 | 0 | 0 | 0 | 0 | 3 | 0 | 0 | .330 | |
| Mar 26 | at Michigan | *1b | 2 | 0 | 0 | 0 | 0 | 0 | 0 | 0 | 0 | 0 | 0 | 0 | 0 | 0 | 2 | 4 | 0 | 2 | .322 | |
| Mar 29 | at Pitt | *1b | 4 | 0 | 3 | 1 | 0 | 0 | 0 | 0 | 0 | 1 | 0 | 0 | 0 | 0 | 0 | 7 | 0 | 0 | .340 | |
| Apr 01 | INDIANA-1 | *1b | 3 | 0 | 0 | 0 | 0 | 0 | 0 | 1 | 0 | 0 | 0 | 0 | 0 | 0 | 1 | 7 | 0 | 0 | .330 | |
| Apr 01 | INDIANA-2 | *1b | 3 | 0 | 0 | 0 | 0 | 0 | 0 | 0 | 0 | 0 | 0 | 0 | 0 | 0 | 0 | 11 | 0 | 0 | .320 | |
| Apr 02 | INDIANA | *1b | 2 | 0 | 0 | 0 | 0 | 0 | 0 | 0 | 0 | 0 | 0 | 1 | 0 | 0 | 0 | 7 | 0 | 0 | .314 | |
| Apr 08 | vs Michigan State-1 | *1b | 4 | 1 | 1 | 0 | 0 | 0 | 0 | 1 | 0 | 0 | 0 | 0 | 0 | 0 | 1 | 5 | 0 | 0 | .311 | |
| Apr 08 | vs Michigan State-2 | *1b | 2 | 1 | 1 | 0 | 0 | 0 | 0 | 1 | 0 | 0 | 0 | 0 | 0 | 0 | 0 | 6 | 0 | 1 | .315 | |
| Apr 09 | vs Michigan State | *1b | 3 | 1 | 1 | 1 | 0 | 0 | 0 | 1 | 0 | 0 | 0 | 0 | 0 | 0 | 0 | 8 | 0 | 0 | .315 | |
| Apr 12 | OHIO STATE-1 | *1b | 2 | 0 | 0 | 0 | 0 | 0 | 0 | 1 | 0 | 0 | 0 | 0 | 0 | 0 | 0 | 2 | 0 | 0 | .310 | |
| Apr 12 | OHIO STATE-2 | *1b | 4 | 0 | 1 | 1 | 0 | 0 | 0 | 0 | 1 | 0 | 0 | 0 | 0 | 0 | 1 | 8 | 3 | 0 | .308 | |
| Apr 14 | at Nebraska | *1b | 3 | 1 | 1 | 0 | 0 | 0 | 0 | 0 | 1 | 0 | 0 | 0 | 0 | 0 | 0 | 6 | 0 | 0 | .308 | |
| Apr 15 | at Nebraska | *1b | 4 | 0 | 3 | 2 | 1 | 0 | 0 | 0 | 0 | 0 | 0 | 0 | 0 | 0 | 1 | 5 | 0 | 0 | .323 | |
| Apr 16 | at Nebraska | *1b | 4 | 0 | 0 | 0 | 0 | 0 | 0 | 0 | 0 | 0 | 0 | 0 | 0 | 0 | 2 | 2 | 1 | 0 | .312 | |
| Apr 19 | BUCKNELL-2 | *1b | 4 | 0 | 0 | 0 | 0 | 0 | 0 | 0 | 0 | 0 | 0 | 0 | 0 | 0 | 3 | 11 | 1 | 0 | .303 | |
| Apr 21 | RUTGERS | *1b | 3 | 1 | 1 | 1 | 0 | 0 | 1 | 0 | 0 | 0 | 0 | 1 | 0 | 0 | 0 | 10 | 0 | 0 | .304 | |
| Apr 22 | RUTGERS | *1b | 4 | 1 | 1 | 2 | 1 | 0 | 0 | 0 | 0 | 0 | 0 | 0 | 0 | 0 | 1 | 6 | 0 | 0 | .302 | |
| Apr 23 | RUTGERS | *1b | 3 | 0 | 0 | 1 | 0 | 0 | 0 | 0 | 0 | 0 | 1 | 0 | 0 | 0 | 0 | 5 | 0 | 0 | .296 | |
| Apr 26 | SAINT FRANCIS-1 | *1b | 3 | 0 | 0 | 0 | 0 | 0 | 0 | 0 | 0 | 0 | 0 | 0 | 0 | 0 | 0 | 8 | 0 | 0 | .290 | |
| Apr 26 | SAINT FRANCIS-2 | *1b | 2 | 0 | 0 | 0 | 0 | 0 | 0 | 0 | 0 | 0 | 1 | 0 | 0 | 0 | 2 | 13 | 0 | 0 | .286 | |
| Apr 28 | at Maryland | *1b | 4 | 0 | 3 | 3 | 1 | 0 | 0 | 0 | 0 | 0 | 0 | 0 | 0 | 0 | 0 | 8 | 1 | 0 | .298 | |
| Apr 29 | at Maryland | *1b | 4 | 0 | 0 | 0 | 0 | 0 | 0 | 1 | 0 | 0 | 0 | 0 | 0 | 0 | 0 | 10 | 0 | 1 | .290 | |
| Apr 30 | at Maryland | *1b | 4 | 1 | 1 | 3 | 1 | 0 | 0 | 0 | 0 | 0 | 0 | 0 | 0 | 0 | 0 | 7 | 0 | 0 | .289 | |
| Totals | | | 50gs | 159 | 19 | 46 | 29 | 8 | 0 | 4 | 11 | 3 | 1 | 2 | 3 | 0 | 0 | 28 | 340 | 10 | 6 | .289 |

On base pct. .343 • Slugging pct. .415

CAREER HITTING STATISTICS

| Year | AVG. | GP-GS | AB | R | H | 2B | 3B | HR | RBI | TB | SLG | BB | HBP | SO | GDP | OBP | SF-SH | SB-ATT | PO-A-E | FLD% |
|--------------|-------------|----------------|------------|-----------|------------|-----------|----------|-----------|------------|------------|-------------|-----------|----------|-----------|----------|-------------|------------|------------|-------------------|-------------|
| 2014 | .197 | 30-25 | 76 | 2 | 15 | 4 | 0 | 2 | 13 | 25 | .329 | 1 | 1 | 20 | 1 | .210 | 3-0 | 0-0 | 151-3-2 | .987 |
| 2015 | .338 | 54-53 | 157 | 21 | 53 | 11 | 0 | 11 | 46 | 97 | .618 | 16 | 2 | 17 | 3 | .403 | 1-1 | 1-1 | 379-10-7 | .982 |
| 2016 | .230 | 46-41 | 126 | 12 | 29 | 3 | 0 | 2 | 18 | 38 | .302 | 10 | 0 | 15 | 0 | .287 | 0-2 | 0-0 | 331-7-6 | .983 |
| 2017 | .289 | 50-50 | 159 | 19 | 46 | 8 | 0 | 4 | 29 | 66 | .415 | 11 | 2 | 28 | 0 | .343 | 0-3 | 3-4 | 340-10-6 | .983 |
| TOTAL | .276 | 180-169 | 518 | 54 | 143 | 26 | 0 | 19 | 106 | 226 | .436 | 38 | 5 | 80 | 4 | .329 | 4-6 | 4-5 | 1201-30-21 | .983 |



77 SHELBY MILLER

SENIOR | INF
SUGAR LAND, TEXAS

- >>> Started 50 games at third base
- >>> Tallied three hits against Campbell (2/25)
- >>> Currently ties for No. 4 all-time with 113 career RBIs at Penn State
- >>> Tallied 189 career hits to rank 13th all-time
- >>> Ranks No. 10 all-time with 16 career home runs and 30 doubles.

2017 Game-by-Game

SEASON HIGH

| | |
|-----|--|
| AB |5, 2x last - vs. Michigan State (4/8) |
| H |3, 2x last - vs. Niagara (3/18) |
| 2B |1, 8x last - at Maryland (4/28) |
| 3B |N/A |
| HR |1, 4x last - vs. Michigan State (4/8) |
| R |2, 4x last - vs. Niagara (3/18) |
| RBI |4, 2x last - at Maryland (4/28) |
| BB |3 at Colorado State (3/4) |
| SB |1, 2x last - at Michigan (3/25) |
| PO |4, 2x last - at Maryland (4/28) |
| A |6 vs. Rutgers (4/21) |

CAREER BEST

| | |
|-----|---|
| AB |5, 5x last - vs. Michigan State (4/8/17) |
| H |3, 7x last - vs. Niagara (3/18/17) |
| R |3 at Rutgers (3/27/16) |
| RBI |4, 5x last - at Maryland (4/28/17) |
| BB |3, 2x last - at Colorado State (3/4/17) |
| SB |1, 10x last - at Michigan (3/25/17) |

| MULTI-HIT GAMES | 2 | 3 | 4 | 5+ | Total |
|-----------------|-----------|----------|----------|----------|-----------|
| 2014 | 7 | 2 | - | - | 9 |
| 2015 | 15 | 2 | - | - | 17 |
| 2016 | 18 | 2 | - | - | 20 |
| 2017 | 5 | 2 | - | - | 7 |
| TOTAL | 45 | 8 | - | - | 53 |

| MULTI-RBI GAMES | 2 | 3 | 4 | 5+ | Total |
|-----------------|-----------|-----------|----------|----------|-----------|
| 2014 | 2 | - | 1 | - | 3 |
| 2015 | 3 | 5 | 2 | - | 10 |
| 2016 | 4 | 5 | - | - | 9 |
| 2017 | 4 | 2 | 2 | - | 8 |
| TOTAL | 13 | 12 | 4 | - | 29 |

CAREER STREAKS

| | |
|----------------|-----------------------|
| Hitting Streak | 8 games (2016) |
| Reaching Base | 18 games (2015) |

| Date | Opponent | Pos | AB | R | H | RBI | 2B | 3B | HR | BB | SB | CS | HBP | SAC | SF | GDP | K | PO | A | E | Avg | |
|--------|----------------------|-----|------|-----|----|-----|----|----|----|----|----|----|-----|-----|----|-----|---|----|----|----|-----|------|
| Feb 10 | vs McNeese | *3b | 3 | 0 | 1 | 1 | 0 | 0 | 0 | 1 | 0 | 0 | 0 | 0 | 0 | 0 | 0 | 2 | 4 | 0 | 0 | .333 |
| Feb 10 | at LSU | *3b | 3 | 2 | 1 | 1 | 0 | 0 | 0 | 1 | 0 | 0 | 0 | 0 | 0 | 0 | 1 | 4 | 0 | 0 | 0 | .333 |
| Feb 11 | vs Oklahoma St. | *3b | 2 | 0 | 2 | 0 | 0 | 0 | 0 | 0 | 1 | 0 | 0 | 0 | 0 | 0 | 0 | 0 | 2 | 0 | 0 | .500 |
| Feb 11 | at LSU | *3b | 2 | 0 | 0 | 0 | 0 | 0 | 0 | 1 | 0 | 0 | 0 | 0 | 0 | 0 | 0 | 2 | 1 | 0 | 0 | .400 |
| Feb 12 | vs McNeese | *3b | 3 | 0 | 0 | 0 | 0 | 0 | 0 | 0 | 0 | 0 | 0 | 0 | 0 | 0 | 0 | 2 | 1 | 0 | 0 | .308 |
| Feb 17 | at Georgia Tech | *3b | 4 | 0 | 1 | 0 | 0 | 0 | 0 | 0 | 0 | 0 | 0 | 0 | 0 | 0 | 3 | 0 | 2 | 0 | 0 | .294 |
| Feb 18 | vs Virginia Tech | *3b | 3 | 0 | 0 | 0 | 0 | 0 | 0 | 1 | 0 | 0 | 0 | 0 | 0 | 0 | 1 | 3 | 3 | 0 | 0 | .250 |
| Feb 18 | at Georgia Tech | *3b | 3 | 0 | 1 | 0 | 1 | 0 | 0 | 0 | 0 | 0 | 0 | 0 | 0 | 0 | 0 | 2 | 1 | 0 | 0 | .261 |
| Feb 19 | vs Virginia Tech | *3b | 2 | 1 | 1 | 1 | 0 | 0 | 0 | 1 | 0 | 0 | 1 | 0 | 0 | 0 | 0 | 1 | 3 | 0 | 0 | .280 |
| Feb 25 | at Coastal Carolina | *3b | 3 | 0 | 0 | 0 | 0 | 0 | 0 | 0 | 0 | 0 | 0 | 0 | 0 | 0 | 0 | 0 | 1 | 3 | 0 | .250 |
| Feb 25 | vs Campbell | *3b | 5 | 2 | 3 | 2 | 0 | 0 | 1 | 0 | 0 | 0 | 0 | 0 | 0 | 0 | 0 | 0 | 5 | 0 | 0 | .303 |
| Feb 26 | vs Cleveland State | *3b | 2 | 0 | 1 | 3 | 1 | 0 | 0 | 0 | 0 | 0 | 0 | 1 | 0 | 0 | 0 | 1 | 2 | 0 | 0 | .314 |
| Feb 26 | vs Morehead State | *3b | 2 | 0 | 1 | 0 | 0 | 0 | 0 | 1 | 0 | 0 | 0 | 0 | 0 | 0 | 0 | 1 | 0 | 2 | 0 | .324 |
| Mar 03 | vs Idaho State | *3b | 3 | 0 | 1 | 2 | 0 | 0 | 0 | 0 | 1 | 0 | 0 | 0 | 0 | 0 | 0 | 0 | 0 | 5 | 0 | .325 |
| Mar 03 | at Colorado State | *3b | 1 | 0 | 1 | 0 | 0 | 0 | 0 | 1 | 0 | 0 | 1 | 0 | 0 | 0 | 0 | 2 | 0 | 0 | 0 | .341 |
| Mar 04 | vs Idaho State | *3b | 3 | 1 | 0 | 0 | 0 | 0 | 0 | 1 | 0 | 0 | 0 | 0 | 0 | 0 | 0 | 1 | 4 | 0 | 0 | .318 |
| Mar 04 | at Colorado State | *3b | 1 | 1 | 1 | 1 | 1 | 0 | 0 | 3 | 0 | 0 | 0 | 0 | 0 | 0 | 0 | 1 | 1 | 0 | 0 | .333 |
| Mar 05 | vs Buffalo | *3b | 2 | 2 | 2 | 2 | 1 | 0 | 0 | 0 | 0 | 0 | 0 | 0 | 1 | 0 | 0 | 0 | 0 | 0 | 0 | .362 |
| Mar 08 | vs Washington | *3b | 2 | 0 | 1 | 0 | 0 | 0 | 0 | 1 | 0 | 0 | 0 | 0 | 0 | 0 | 0 | 0 | 1 | 0 | 0 | .367 |
| Mar 10 | vs South Dakota | *3b | 3 | 0 | 1 | 0 | 0 | 0 | 0 | 0 | 0 | 0 | 0 | 0 | 0 | 0 | 0 | 0 | 3 | 0 | 0 | .365 |
| Mar 10 | at Washington | *3b | 2 | 0 | 0 | 0 | 0 | 0 | 0 | 0 | 0 | 0 | 0 | 0 | 0 | 1 | 0 | 0 | 0 | 0 | 0 | .352 |
| Mar 18 | vs Niagara | *3b | 3 | 2 | 3 | 4 | 1 | 0 | 1 | 1 | 1 | 0 | 0 | 0 | 1 | 0 | 0 | 1 | 1 | 0 | 0 | .386 |
| Mar 18 | at George Washington | *3b | 3 | 0 | 0 | 0 | 0 | 0 | 0 | 0 | 0 | 0 | 0 | 0 | 0 | 0 | 0 | 1 | 0 | 0 | 0 | .367 |
| Mar 19 | vs Niagara | *3b | 3 | 0 | 0 | 0 | 0 | 0 | 0 | 0 | 0 | 0 | 0 | 0 | 0 | 0 | 1 | 0 | 1 | 1 | 0 | .349 |
| Mar 19 | at George Washington | *3b | 2 | 0 | 0 | 0 | 0 | 0 | 0 | 1 | 0 | 0 | 0 | 0 | 0 | 0 | 0 | 1 | 3 | 0 | 0 | .338 |
| Mar 24 | at Michigan | *3b | 2 | 0 | 0 | 0 | 0 | 0 | 0 | 1 | 0 | 0 | 0 | 0 | 0 | 0 | 2 | 1 | 0 | 0 | 0 | .328 |
| Mar 25 | at Michigan | *3b | 1 | 0 | 0 | 0 | 0 | 0 | 0 | 2 | 1 | 0 | 0 | 0 | 0 | 0 | 0 | 0 | 1 | 1 | 0 | .324 |
| Mar 26 | at Michigan | *3b | 2 | 0 | 0 | 0 | 0 | 0 | 0 | 0 | 0 | 0 | 0 | 0 | 0 | 0 | 1 | 0 | 1 | 0 | 0 | .314 |
| Mar 29 | at Pitt | *3b | 1 | 0 | 0 | 0 | 0 | 0 | 0 | 2 | 0 | 1 | 0 | 0 | 0 | 0 | 0 | 0 | 2 | 1 | 0 | .310 |
| Apr 01 | INDIANA-1 | *3b | 2 | 0 | 1 | 1 | 0 | 0 | 0 | 1 | 0 | 0 | 0 | 0 | 1 | 0 | 0 | 2 | 4 | 0 | 0 | .315 |
| Apr 01 | INDIANA-2 | *3b | 2 | 1 | 0 | 0 | 0 | 0 | 0 | 1 | 0 | 0 | 0 | 0 | 0 | 0 | 0 | 0 | 3 | 0 | 0 | .307 |
| Apr 02 | INDIANA | *3b | 3 | 0 | 1 | 0 | 1 | 0 | 0 | 0 | 0 | 0 | 0 | 0 | 0 | 0 | 0 | 1 | 2 | 0 | 0 | .308 |
| Apr 08 | vs Michigan State-1 | *3b | 5 | 1 | 1 | 3 | 0 | 0 | 1 | 0 | 0 | 0 | 0 | 0 | 0 | 0 | 0 | 1 | 1 | 0 | 0 | .301 |
| Apr 08 | vs Michigan State-2 | *3b | 3 | 0 | 0 | 0 | 0 | 0 | 0 | 0 | 0 | 0 | 0 | 0 | 0 | 0 | 2 | 0 | 0 | 0 | 0 | .291 |
| Apr 09 | vs Michigan State | *3b | 4 | 0 | 1 | 1 | 0 | 0 | 0 | 0 | 0 | 0 | 0 | 0 | 0 | 0 | 0 | 1 | 1 | 0 | 0 | .289 |
| Apr 12 | OHIO STATE-1 | *3b | 3 | 0 | 0 | 0 | 0 | 0 | 0 | 0 | 0 | 0 | 0 | 0 | 0 | 0 | 0 | 1 | 4 | 0 | 0 | .280 |
| Apr 12 | OHIO STATE-2 | *3b | 4 | 0 | 1 | 2 | 1 | 0 | 0 | 0 | 0 | 0 | 0 | 0 | 0 | 0 | 2 | 0 | 1 | 0 | 0 | .278 |
| Apr 14 | at Nebraska | *3b | 3 | 0 | 0 | 0 | 0 | 0 | 0 | 0 | 0 | 0 | 0 | 0 | 0 | 0 | 1 | 2 | 2 | 0 | 0 | .270 |
| Apr 15 | at Nebraska | *3b | 4 | 0 | 2 | 0 | 0 | 0 | 0 | 0 | 0 | 0 | 0 | 0 | 0 | 0 | 0 | 2 | 2 | 0 | 0 | .279 |
| Apr 16 | at Nebraska | *3b | 2 | 0 | 1 | 0 | 0 | 0 | 0 | 0 | 1 | 0 | 0 | 0 | 0 | 0 | 0 | 3 | 1 | 0 | 0 | .283 |
| Apr 19 | BUCKNELL-1 | *3b | 2 | 0 | 1 | 0 | 0 | 0 | 0 | 0 | 0 | 1 | 0 | 0 | 0 | 0 | 0 | 0 | 4 | 0 | 0 | .287 |
| Apr 19 | BUCKNELL-2 | *3b | 3 | 1 | 2 | 1 | 0 | 0 | 0 | 0 | 0 | 0 | 0 | 1 | 0 | 0 | 0 | 0 | 5 | 1 | 0 | .297 |
| Apr 21 | RUTGERS | *3b | 4 | 1 | 2 | 1 | 0 | 0 | 0 | 0 | 0 | 0 | 0 | 0 | 0 | 0 | 0 | 2 | 6 | 0 | 0 | .304 |
| Apr 22 | RUTGERS | *3b | 3 | 1 | 1 | 1 | 0 | 0 | 0 | 1 | 0 | 0 | 0 | 0 | 0 | 0 | 0 | 0 | 2 | 0 | 0 | .305 |
| Apr 23 | RUTGERS | *3b | 3 | 0 | 0 | 0 | 0 | 0 | 0 | 1 | 0 | 0 | 0 | 0 | 0 | 0 | 0 | 0 | 2 | 1 | 0 | .298 |
| Apr 26 | SAINT FRANCIS-1 | *3b | 1 | 0 | 0 | 0 | 0 | 0 | 0 | 0 | 1 | 0 | 0 | 0 | 1 | 0 | 0 | 1 | 0 | 0 | 0 | .295 |
| Apr 26 | SAINT FRANCIS-2 | *3b | 2 | 0 | 0 | 0 | 0 | 0 | 0 | 1 | 0 | 0 | 0 | 0 | 0 | 0 | 0 | 0 | 2 | 0 | 0 | .290 |
| Apr 28 | at Maryland | *3b | 3 | 1 | 1 | 4 | 1 | 0 | 0 | 1 | 0 | 0 | 0 | 0 | 0 | 0 | 4 | 1 | 2 | 0 | 0 | .291 |
| Apr 29 | at Maryland | *3b | 4 | 0 | 1 | 1 | 0 | 0 | 0 | 0 | 0 | 0 | 0 | 0 | 1 | 0 | 0 | 0 | 2 | 0 | 0 | .290 |
| Apr 30 | at Maryland | *3b | 2 | 1 | 0 | 0 | 0 | 0 | 0 | 1 | 0 | 0 | 0 | 1 | 0 | 0 | 0 | 0 | 1 | 1 | 0 | .286 |
| Totals | | | 50gs | 133 | 18 | 38 | 32 | 8 | 0 | 4 | 29 | 2 | 2 | 3 | 3 | 4 | 1 | 16 | 47 | 94 | 7 | .286 |

On base pct. .414 • Slugging pct. .436

CAREER HITTING STATISTICS

| Year | AVG. | GP-GS | AB | R | H | 2B | 3B | HR | RBI | TB | SLG | BB | HBP | SO | GDP | OBP | SF-SH | SB-ATT | PO-A-E | FLD% |
|--------------|-------------|----------------|------------|-----------|------------|-----------|----------|-----------|------------|------------|-------------|-----------|-----------|-----------|----------|-------------|------------|--------------|-------------------|-------------|
| 2014 | .308 | 44-43 | 120 | 12 | 37 | 3 | 3 | 0 | 15 | 46 | .383 | 6 | 0 | 23 | 0 | .341 | 0-0 | 2-2 | 61-72-7 | .950 |
| 2015 | .327 | 51-50 | 165 | 30 | 54 | 8 | 0 | 4 | 35 | 74 | .448 | 11 | 7 | 28 | 1 | .389 | 2-0 | 3-3 | 55-80-2 | .985 |
| 2016 | .345 | 54-54 | 174 | 37 | 60 | 11 | 1 | 8 | 36 | 97 | .557 | 14 | 5 | 10 | 1 | .403 | 3-5 | 3-3 | 51-113-10 | .943 |
| 2017 | .286 | 50-50 | 133 | 18 | 38 | 8 | 0 | 4 | 32 | 58 | .436 | 29 | 3 | 16 | 1 | .414 | 4-3 | 2-4 | 47-94-7 | .953 |
| TOTAL | .319 | 199-197 | 592 | 97 | 189 | 30 | 4 | 16 | 118 | 275 | .465 | 60 | 15 | 77 | 3 | .391 | 9-8 | 10-12 | 214-359-26 | .957 |



82

MEGHAN WILLIAMS

SOPHOMORE | INF
BETHLEHEM, PA.

>>> Tallied her first collegiate hit against McNeese State (2/12)
>>> Drove a bases-clearing triple down the right field line against Buffalo (3/5)

2017 Game-by-Game

SEASON HIGH

| | |
|----------|--------------------------------------|
| AB..... | 3, 2x last - vs. South Dakota (3/10) |
| H..... | 1, 2x last - vs. Buffalo (3/5) |
| 2B..... | N/A |
| 3B..... | 1, vs. Buffalo (3/5) |
| HR..... | N/A |
| R..... | 1 vs. Buffalo (3/5) |
| RBI..... | 3 vs. Buffalo (3/5) |
| BB..... | 1 vs. Niagara (3/18) |
| SB..... | N/A |
| PO..... | N/A |
| A..... | N/A |

CAREER BEST

| | |
|----------|--------------------------------------|
| AB...3, | 3x last - vs. South Dakota (3/10/17) |
| H..... | 1, 2x last - vs. Buffalo (3/5/17) |
| R..... | 1 vs. Buffalo (3/5/17) |
| RBI..... | 3 vs. Buffalo (3/5/17) |
| BB..... | 1 vs. Niagara (3/18/17) |
| SB..... | N/A |

| Date | Opponent | Pos | AB | R | H | RBI | 2B | 3B | HR | BB | SB | CS | HBP | SAC | SF | GDP | K | PO | A | E | Avg |
|--------|--------------------|-------|----|---|---|-----|----|----|----|----|----|----|-----|-----|----|-----|---|----|---|---|-------|
| Feb 12 | vs McNeese | dh | 1 | 0 | 1 | 0 | 0 | 0 | 0 | 0 | 0 | 0 | 0 | 0 | 0 | 0 | 0 | 0 | 0 | 0 | 1.000 |
| Feb 26 | vs Cleveland State | ph | 1 | 0 | 0 | 0 | 0 | 0 | 0 | 0 | 0 | 0 | 0 | 0 | 0 | 0 | 0 | 0 | 0 | 0 | .500 |
| Mar 03 | vs Idaho State | ph | 1 | 0 | 0 | 0 | 0 | 0 | 0 | 0 | 0 | 0 | 0 | 0 | 0 | 0 | 0 | 0 | 0 | 0 | .333 |
| Mar 04 | vs Idaho State | ph/dh | 1 | 0 | 0 | 0 | 0 | 0 | 0 | 0 | 0 | 0 | 0 | 0 | 0 | 0 | 0 | 0 | 0 | 0 | .250 |
| Mar 04 | at Colorado State | *dh | 2 | 0 | 0 | 0 | 0 | 0 | 0 | 0 | 0 | 0 | 0 | 2 | 0 | 0 | 0 | 0 | 0 | 0 | .167 |
| Mar 05 | vs Buffalo | *dh | 3 | 1 | 1 | 3 | 0 | 1 | 0 | 0 | 0 | 0 | 0 | 0 | 0 | 0 | 0 | 0 | 0 | 0 | .222 |
| Mar 08 | vs Washington | ph | 1 | 0 | 0 | 0 | 0 | 0 | 0 | 0 | 0 | 0 | 0 | 0 | 0 | 0 | 1 | 0 | 0 | 0 | .200 |
| Mar 10 | vs South Dakota | *dh | 3 | 0 | 0 | 2 | 0 | 0 | 0 | 0 | 0 | 0 | 0 | 0 | 0 | 0 | 0 | 0 | 0 | 0 | .154 |
| Mar 10 | at Washington | ph/dh | 1 | 0 | 0 | 0 | 0 | 0 | 0 | 0 | 0 | 0 | 0 | 0 | 0 | 0 | 1 | 0 | 0 | 0 | .143 |
| Mar 18 | vs Niagara | *dh | 2 | 0 | 0 | 0 | 0 | 0 | 1 | 0 | 0 | 0 | 0 | 0 | 0 | 0 | 0 | 0 | 0 | 0 | .125 |
| Apr 19 | BUCKNELL-1 | *1b | 1 | 0 | 0 | 0 | 0 | 0 | 0 | 0 | 0 | 0 | 0 | 0 | 0 | 0 | 1 | 8 | 1 | 0 | .118 |
| Totals | | 5gs | 17 | 1 | 2 | 5 | 0 | 1 | 0 | 1 | 0 | 0 | 0 | 2 | 0 | 0 | 3 | 8 | 1 | 0 | .118 |

On base pct. .167 • Slugging pct. .235

| MULTI-HIT GAMES | 2 | 3 | 4 | 5+ | Total |
|-----------------|---|---|---|----|-------|
| 2016 | - | - | - | - | - |
| 2017 | - | - | - | - | - |
| TOTAL | - | - | - | - | - |

| MULTI-RBI GAMES | 2 | 3 | 4 | 5+ | Total |
|-----------------|---|---|---|----|-------|
| 2016 | - | - | - | - | - |
| 2017 | 1 | 1 | - | - | 2 |
| TOTAL | 1 | 1 | - | - | 2 |

CAREER STREAKS

| | |
|---------------------|---------------|
| Hitting Streak..... | 1 game (2017) |
| Reaching Base..... | 1 game (2017) |


CAREER HITTING STATISTICS

| Year | AVG. | GP-GS | AB | R | H | 2B | 3B | HR | RBI | TB | SLG | BB | HBP | SO | GDP | OBP | SF-SH | SB-ATT | PO-A-E | FLD% |
|--------------|-------------|-------------|-----------|----------|----------|----------|----------|----------|----------|----------|-------------|----------|----------|----------|----------|-------------|------------|------------|---------------|--------------|
| 2016 | .000 | 6-3 | 7 | 0 | 0 | 0 | 0 | 0 | 0 | 0 | .000 | 0 | 0 | 3 | 0 | .000 | 0-0 | 0-0 | 23-2-0 | 1.000 |
| 2017 | .125 | 10-4 | 16 | 1 | 2 | 0 | 1 | 0 | 5 | 4 | .250 | 1 | 0 | 2 | 0 | .176 | 0-2 | 0-0 | 0-0-0 | .000 |
| TOTAL | .087 | 16-7 | 23 | 1 | 2 | 0 | 1 | 0 | 5 | 4 | .174 | 1 | 0 | 5 | 0 | .125 | 0-2 | 0-0 | 23-2-0 | 1.000 |

2017 RADIO / TV ROSTER



JESSICA CUMMINGS
Jr. • P • L/R
Owings, Md.



JESSICA HAUG
Sr. • INF • R/R
Jamison, Pa.



CHRISTA WAGNER
Fr. • OF • L/R
Plainville, Mass.



AMANDA FERLISI
Fr. • P • R/R
Hamilton, N.J.



MADISON SHAFFER
So. • P • L/R
New Castle, Pa.



MARLAINA LAUBACH
Sr. • P • R/R
Northampton, Pa.



TORI DUBOIS
So. • UTL • R/R
Mt. Vernon, N.H.



SAM SHANAHAN
Sr. • INF • R/R
Seattle, Wash.



MIA MONOPOLI
R-Jr. • C • R/R
San Francisco, Calif.



REBECCA ZIEGLER
R-So. • OF • L/R
Tucson, Ariz.



MADEY SMITH
Fr. • P • R/R
Washington, N.J.



GIANNA ARRIZURIETA
Jr. • INF • R/R
Pembroke Pines, Fla.



DESTINY WEBER
Fr. • C/INF • R/R
Grafton, Ohio



DELANEY ELLING
Fr. • INF/C • R/R
Washington, Pa.



TONI POLK
So. • INF/OF • L/R
Niagara Falls, N.Y.



MADISON SEIFERT
So. • P • R/R
Wildwood, Mo.



KRISTINA BRACKPOOL
Sr. • INF • R/R
Valencia, Calif.



SHELBY MILLER
Sr. • INF • L/R
Sugar Land, Texas



MEGHAN WILLIAMS
So. • INF • R/R
Bethlehem, Pa.



AMANDA LEHOTAK
Head Coach
Fourth Season



SARAH SIGREST
Assistant Coach
Second Season



JENNIFER ABRAMS
Assistant Coach
First Season