

NEBRASKA BASKETBALL

2014-15 Game Notes

Game #31 vs. Penn State
Date: Wednesday, March 11
Time: 3:30 p.m.
Arena: United Center
Capacity: 20,500

Media Relations Contact: Shamus McKnight
Office: 402-472-7772 | **Cell:** 402-540-0268
E-mail: smcknight@huskers.com



HUSKERS FACE PENN STATE IN BIG TEN TOURNAMENT

Nebraska hopes to keep its season alive, as the Huskers travel to the United Center in Chicago to take on the Penn State Nittany Lions Wednesday afternoon.

All-session and single-session tickets for the 2015 Big Ten Men's Basketball Tournament remain on sale through Ticketmaster outlets, by visiting ticketmaster.com, by calling Ticketmaster at (800) 745-3000 or going to unitedcenter.com.

Tipoff is set for 3:30 p.m. and the contest will be televised nationally on ESPN2 with Mike Tirico, Dan Dakich and Quint Kessenich. Wednesday's game is also available online and on mobile devices on the WatchESPN app.

The game will be broadcast across the state of Nebraska on the 37-station IMG Husker Sports Radio Network, including KLIN 1400 AM in Lincoln, 1110 KFAB in Omaha and KRVN 880 AM in Lexington with Kent Pavelka calling the action and Matt Davison adding color commentary. The game can be heard for free on Huskers.com and is available on the Huskers' app on iOS or android devices, as well as on TuneIn Radio and on SiriusXM Satellite Radio.

The Huskers (13-17, 5-13 Big Ten) are the No. 12 seed in this week's tournament and will look to snap an eight-game losing streak dating back to the first

meeting with Penn State on Feb. 7. On Sunday, the Huskers lost a heartbreaker to No. 10 Maryland, 64-61, as Shavon Shields missed a potential game-tying 3-pointer in the final seconds. Shields and junior Terran Petteway nearly carried the Huskers to victory on Sunday, combining for 45 points and 16 rebounds. Shields had a game-high 26 points, while Petteway collected his third double-double of the season with 19 points and 10 rebounds.

Wednesday's matchup with Penn State (16-15, 4-15 Big Ten) features two of the Big Ten's most prolific scorers in Nebraska's Terran Petteway and Penn State's D.J. Newbill. Petteway, a third-team All-Big Ten pick, is fourth in the Big Ten in scoring at 17.8, while Newbill, a second-team All-Big Ten selection, is averaging a conference-high 20.7 points per game.

Penn State comes in with a little momentum after upsetting Minnesota, 79-76, on Sunday in Minneapolis, as Newbill hit a 3-pointer at the buzzer to snap a six-game losing streak. PSU won the first matchup, 56-43, in State College on Feb. 7.

With a win Wednesday, the Huskers will face fifth-seeded Iowa (21-10) in the second round Thursday at approximately 1:30 p.m. or 25 minutes after the conclusion of the Michigan/Illinois contest.

2014-15 NEBRASKA SCHEDULE

Date	Opponent	Time/Result
Nov. 16	Northern Kentucky (BTN Plus)	W, 80-61
Nov. 18	Central Arkansas (ESPN3)	W, 82-56
Nov. 22	at Rhode Island (Cox)	L, 62-66 (OT)
Nov. 25	Omaha (ESPN3)	W, 80-67
Nov. 28	Tennessee-Martin (ESPN3)	W, 75-64
Dec. 1	at Florida State (ESPN2)	W, 70-65
Dec. 7	Creighton (BTN)	L, 55-65
Dec. 10	Incarnate Word (ESPN3)	L, 73-74
Dec. 13	Cincinnati (BTN)	W, 56-55 (2ot)

at Hawaiian Airlines Diamond Head Classic		
Dec. 22	vs. Hawaii (ESPN2)	L, 58-66
Dec. 23	vs. LMU (ESPN2)	W, 50-42 (OT)
Dec. 25	vs. Ohio (ESPN2)	W, 71-58
Dec. 31	Indiana # (BTN)	L, 65-70
Jan. 5	at Iowa # (BTN)	L, 59-70
Jan. 8	Rutgers # (ESPN2)	W, 65-49
Jan. 11	Illinois # (BTN)	W, 53-43
Jan. 15	at No. 7 Wisconsin # (ESPN2)	L, 55-70
Jan. 20	Minnesota # (BTN)	W, 52-49
Jan. 24	Michigan State # (ESPN)	W, 79-77
Jan. 27	at Michigan # (ESPN)	L, 44-58
Jan. 31	at Minnesota # (BTN)	L, 42-60
Feb. 3	Northwestern # (BTN)	W, 76-60
Feb. 7	at Penn State # (ESPN2)	L, 43-56
Feb. 10	No. 5 Wisconsin # (ESPN)	L, 55-65
Feb. 15	at Purdue # (BTN)	L, 54-66
Feb. 19	at No. 16 Maryland # (BTN)	L, 65-69
Feb. 22	Iowa # (BTN)	L, 46-74
Feb. 26	at Ohio State # (ESPN)	L, 57-81
March 4	at Illinois # (BTN)	L, 57-69
March 8	No. 10 Maryland # (BTN)	L, 61-64

March 11-15 Big Ten Tournament
 March 11 vs. Penn State (ESPN2) 3:30 p.m.
 March 12 vs. Iowa (BTN) 1:30 p.m.
 March 13 vs. Purdue (ESPN) 1:30 p.m.
 March 14 Semifinal (CBS) Noon
 March 15 Championship (CBS) 2:30 p.m.
 # Big Ten Conference game;
 BTN Plus - Available online and on BTN2Go App. All times are Central and times and dates are subject to change.

NEBRASKA PROBABLE STARTERS

Nebraska		2014-15 stats							
No.	Name	Pos	Yr.	Ht.	Wt.	G/GS	PPG	RPG	Other
3	Benny Parker	G	Jr.	5-9	172	30/24	4.3	2.2	1.8 app/1.4 spg
5	Terran Petteway	G	Jr.	6-6	215	30/30	17.8	5.0	2.8 apg
31	Shavon Shields	G/F	Jr.	6-7	221	30/30	15.3	5.9	2.1 apg
2	David Rivers	F	Sr.	6-7	200	29/24	4.4	4.1	0.7 apg
21	Leslee Smith	F	Sr.	6-8	255	16/8	3.1	2.8	47.8 FG Pct.

NEBRASKA CORNHUSKERS

2014-15 Record: 13-17, 5-13 Big Ten
 Head coach: Tim Miles
 Record at Nebraska: 47-48 (Third year)
 Career Record: 330-268 (20th year)



PENN STATE NITTANY LIONS

2014-15 Record: 16-15, 4-14 Big Ten
 Head coach: Patrick Chambers
 Record at Penn State: 54-74 (Fourth year)
 Career Record: 96-102 (Sixth year)



BROADCAST INFORMATION

Television: ESPN2
 Play-by-play: Mike Tirico
 Expert Analysis: Dan Dakich
 Reporter: Quint Kessenich

Online: WatchESPN

Radio: IMG Husker Sports Radio Network, including KLIN (1400 AM) in Lincoln, KFAB (1110 AM) in Omaha and KRVN (880 AM) in Lexington. Also available online at Huskers.com, on the Huskers App and on TuneIn Radio and the TuneIn Radio App.

Play-by-play: Kent Pavelka
 Expert Analysis: Matt Davison

Satellite Radio: Sirius (91), XM (91)

Live Stats: Huskers.com

National Radio: Compass Media Networks
 Play-by-play: Drew Bontadelli
 Expert Analysis: Mike Wozniak

NEBRASKA MEDIA RELATIONS

Associate Media Relations Director: Shamus McKnight
 Office: 402-472-7772 | Cell: 402-540-0268
 E-mail: smcknight@huskers.com

FOLLOW THE HUSKERS ONLINE

Web site: Huskers.com
 Twitter: @CoachMiles & @HuskerHoops
 NU Hoops: Facebook.com/NebraskaBasketball

2014-15 NEBRASKA CORNHUSKERS ROSTER

No.	VL	Name	Pos.	Ht.	Wt.	Yr.	Hometown (Previous School)
0	*	Tai Webster	G	6-4	199	So.	Auckland, New Zealand (Westlake Boys)
1		Andrew White III ^	G	6-7	220	Jr.	Richmond, Va. (University of Kansas)
2	***	David Rivers	F	6-7	200	Sr.	Little Rock, Ark. (Hall)
3	**	Benny Parker	G	5-9	172	Jr.	Kansas City, Kan. (Sumner Academy)
5	*	Terran Petteway	G/F	6-6	215	Jr.	Galveston, Texas (Texas Tech University)
10	***	Trevor Menke	G	5-11	184	Sr.	Beatrice, Neb. (Beatrice)
11		Tarin Smith	G	6-2	175	Fr.	Ocean Township, N.J. (St. Anthony)
12		Moses Abraham	C	6-9	252	Sr.	Kano, Nigeria (Georgetown University)
21	*	Leslee Smith	F	6-8	255	Sr.	Long Look, British Virgin Islands (Seward County Community College)
23		Nick Fuller	G/F	6-7	207	RFr.	Sun Prairie, Wis. (Sun Prairie)
24		Jake Hammond	F	6-10	230	Fr.	Comanche, Okla. (Comanche)
30		B.J. Day	G/F	6-5	236	Fr.	Lincoln, Neb. (Southeast)
31	**	Shavon Shields	G/F	6-7	221	Jr.	Olathe, Kan. (Northwest)
35	*	Walter Pitchford	F	6-10	237	Jr.	Grand Rapids, Mich. (University of Florida)
44	***	Kye Kurkowski	F	6-11	221	Sr.	Grant, Neb. (Perkins County)

^ will sit out 2014-15 season because of NCAA Transfer Rules

COACHING AND SUPPORT STAFF

Head Coach: Tim Miles (University of Mary, 1989)
 Assistant Coach: Chris Harriman, third season (Augusta State, 2003);
 Assistant Coach: Kenya Hunter, second season (Duquesne, 1996)
 Assistant Coach: Jim Molinari, first season (Illinois Wesleyan, 1977)
 Director of Basketball Operations: Teddy Owens
 Video Coordinator: Gregory Eaton
 Basketball Strength Coach: Tim Wilson
 Administrative Coordinator: Brett Sapp
 Graduate Manager: Ali Farokhmanesh

PRONUNCIATION GUIDE

Ali Farokhmanesh fuh-ROAK-muh-NESH
 Trevor Menke Men-key
 Jim Molinari Mole-in-AIR-ee
 Terran Petteway tur-RAN PET-eh-way
 Tarin Smith Tear-in
 Shavon Shields sha-VON
 Tai Webster Tie
 Beatrice, Neb. Be-AT-russ
 Kano, Nigeria KAH-noh
 Olathe, Kan. oh-LAY-tha

TALE OF THE TAPE

Nebraska Cornhuskers

2014-15 Team Statistics (Record: 13-17, 5-13 Big Ten)

	Nebraska	OPP
SCORING	1840	1889
Points per game	61.3	63.0
Scoring margin	-1.6	-
FIELD GOALS-ATT	645-1550	634-1572
Field goal pct	.416	.403
3 POINT FG-ATT	156-552	199-600
3-point FG pct	.283	.332
3-pt FG made per game	5.2	6.6
FREE THROWS-ATT	394-557	422-605
Free throw pct	.707	.698
F-Throws made per game	13.1	14.1
REBOUNDS	971	1051
Rebounds per game	32.4	35.0
Rebounding margin	-2.7	-
ASSISTS	304	316
Assists per game	10.1	10.5
TURNOVERS	375	402
Turnovers per game	12.5	13.4
Turnover margin	+0.9	-
Assist/turnover ratio	0.8	0.8
STEALS	186	174
Steals per game	6.2	5.8
BLOCKS	88	80
Blocks per game	2.9	2.7

Penn State Nittany Lions

2014-15 Team Statistics (Record: 16-15, 4-14 Big Ten)

	Penn State	OPP
SCORING	2079	2063
Points per game	67.1	66.5
Scoring margin	+0.5	-
FIELD GOALS-ATT	731-1726	698-1713
Field goal pct	.424	.407
3 POINT FG-ATT	205-627	190-577
3-point FG pct	.327	.329
3-pt FG made per game	6.6	6.1
FREE THROWS-ATT	412-592	477-688
Free throw pct	.696	.693
F-Throws made per game	13.3	15.4
REBOUNDS	1101	1075
Rebounds per game	35.5	34.7
Rebounding margin	+0.8	-
ASSISTS	311	360
Assists per game	10.0	11.6
TURNOVERS	390	370
Turnovers per game	12.6	11.9
Turnover margin	-0.6	-
Assist/turnover ratio	0.8	1.0
STEALS	183	183
Steals per game	5.9	5.9
BLOCKS	118	105
Blocks per game	3.8	3.4

NUMBERS 2 KNOW

2 Barring an extended postseason run, the 2014-15 season will mark only the second time in Tim Miles 20-year coaching career where his team did not tie or exceed the previous season's victory total.

3 Double-doubles by Terran Petteway this season; also the number of steals that Benny Parker needs to reach 100 for his career.

37 NU's free throws vs. Maryland, matching a season high also set at Michigan State. In the previous four games, the Huskers got to the line a total of 40 times.

535 Terran Petteway points this season, as he is 21 points away from 10th (Marvin Stewart and Aleks Maric) on NU's single-season list.

1994-95 The last time that Nebraska has had two players average more than 15.0 points per game in a season (Jaron Boone, 17.5; Erick Strickland, 16.3). That is the only time in the last 30 years that Nebraska has had two players average 15 points per game in the same season.

MEDIA PLANNER

...
 Note: Player availability following practice, contact Shamus McKnight for details.

	Sunday March 8	Monday March 9	Tuesday March 10	Wednesday March 11	Thursday March 12	Friday March 13	Saturday March 14
	vs. Maryland, L, 61-64	Off Day	Practice - 1 p.m. (HTC)	vs. Penn State, 3:30 p.m.	vs. Iowa approx. 1:30 p.m.	vs. Purdue approx. 1:30 p.m.	Semifinal Noon
	Sunday March 15 Championship 2:30 p.m. CBS/HSN		DEPART FOR CHICAGO 5 p.m.	ESPN/ Husker Sports Network	BTN Husker Sports Network	ESPN Husker Sports Network	CBS Husker Sports Network

NEBRASKA'S STARTING LINEUP AT A GLANCE



#3 Benny Parker | G | Jr. | 5-9 | 172 | Kansas Cty, Kan.

2014-15: PPG: 4.3 | RPG: 2.2 | APG: 1.8 vs. Maryland (1 pt., 2 reb., 3 st.)

Worth Noting: Outstanding on-ball defender who is eighth in the Big Ten in steals (1.4 per game), has 15 multi-steal games and a 1.5-to-1 assist-to-turnover ratio...Has played in all 95 games the last three seasons...Had a career-high 12 points on 5-of-7 shooting and three assists at Hawaii...Totaled six points, four assists and two steals vs. Northwestern... Had nine points, including two 3-pointers, and three assists vs Rutgers...Matched career best with four steals and had seven points vs. LMU...Had six points, including the game-winner with 1:14 left, and five rebounds vs. Cincinnati.

Career Bests: Pts: 12 | Reb: 5 | Ast: 7 | Stl: 4 (4x)



#5 Terran Petteway | G/F | Jr. | 6-6 | 215 | Galveston, Texas

2014-15: PPG: 17.8 | RPG: 5.0 | APG: 2.9 vs. Maryland (19 pts., 10 reb.)

Worth Noting: Third-team All-Big Ten in 2014-15...Fourth in Big Ten in scoring, 14th in assists and has 12 20-point games in 2014-15 (24 in career)...Seventh Husker with 500 points in back-to-back years...One of two Huskers (Dave Hoppen) to reach 1,000 points at NU in just two seasons...Had third double-double of year vs. No. 10 Maryland with 19 points and 10 rebounds...Totaled 23 points and eight boards vs. No. 5 Wisconsin...Finished with 28 points and seven rebounds vs. Northwestern...Season-high 32 points for his 3rd career 30-point game vs. MSU...Had 27 points at No. 7 Wisconsin.

Career Bests (includes TT): Pts: 35 | Reb: 12 (2x) | Ast: 9 | Stl: 3 (3x) | Bl: 4



#31 Shavon Shields | F | Jr. | 6-7 | 221 | Olathe, Kan.

2014-15: PPG: 15.3 | RPG: 5.9 | APG: 2.1 vs. Maryland (26 pts., 6 reb., 4 st.)

Worth Noting: Started 81 straight games...Ranks 10th in the Big Ten in scoring, 16th in rebounding and fifth in FT pct. (.829)...First-team Academic All-American with a 3.73 in biological sciences...Eight 20-point games in 2014-15 and 12 for his career, including 26 points, six rebounds and four steals vs. No. 10 Maryland...Had 25 points at Iowa...Totaled 21 points and eight rebounds at Florida State...Had a career-high 35 points, including 4-of-4 from 3-point range, and eight rebounds vs. Omaha...Posted first double-double of season (4th of career) vs. Central Arkansas (16 points, 11 rebounds).

Career Bests: Pts: 35 | Reb: 13 | Ast: 8 | Bl: 3 | Stl: 4 (2x)



#2 David Rivers | F | Sr. | 6-7 | 200 | Little Rock, Ark.

2014-15: PPG: 4.4 | RPG: 4.1 vs. Maryland (3 pts., 5 reb.)

Worth Noting: Forward has played in 106 games at NU...Averaging 7.7 points on 67 percent shooting and 7.0 rebounds the last three games...Had a streak of two straight double-figure efforts snapped vs. Maryland...Had 10 points and five rebounds at Illinois...Recorded his first career double double with 10 points and 11 boards at Ohio State...Nearly had a double-double vs. Ohio with eight points, a career-high 13 rebounds and two steals...Had six points, eight boards and two blocked shots vs. Cincinnati...Totaled a season-high 12 points on 5-of-5 shooting and added six rebounds vs. Northern Kentucky in the season opener.

Career Bests: Pts: 20 | Reb: 13 | Ast: 5 | Stl: 4 | Bl: 3



#21 Leslee Smith | F | Sr. | 6-8 | 255 | Long Look, British Virgin Islands

2014-15: PPG: 3.1 | RPG: 2.8 vs. Maryland (2 pts., 4 reb.)

Worth Noting: Senior who started the last five games...Averaged 4.0 points and 6.5 rebounds last week vs. Illinois and Maryland...Missed first 14 games after suffering a torn left ACL on July 3rd playing for the British Virgin Islands national team...Posted season bests in points (eight) and rebounds (nine) at Illinois...Totaled six points, three rebounds and two blocked shots vs. No. 5 Wisconsin...Made his first start of 2014-15 vs. Michigan St., posting seven points and seven rebounds...Averaged 5.4 points on 52 percent shooting and 4.8 rebounds per game in 2013-14...Led the Huskers with three double-doubles as a junior.

Career Bests: Pts: 13 | Reb: 12 | Ast: 4 | Stl: 4 | Bl: 3

2014-15 TEAM LEADERS

Double-Figure Scoring Games:Petteway 28; Shields 25; Pitchford 9; Webster 3; Rivers 3; T. Smith 1; Parker 1; Fuller 1
10+ Rebounding Games:..... Pitchford 3; Petteway 3; Rivers 2; Shields 1
Double-Doubles:..... Petteway 3; Shields 1; Pitchford 1; Rivers 1
20-Point Games:Petteway 12; Shields 8
Games Leading NU in Scoring:* Petteway 17; Shields 12; Pitchford 2; T. Smith 1
Games Leading NU in Rebounding:* Petteway 9; Shields 8; Pitchford 8; Rivers 5; L. Smith 2; T. Smith 2; Abraham 1
Games Leading NU in Assists:* Petteway 13; Shields 10; Parker 9; Webster 5; T. Smith 2; Pitchford 2; Rivers 1
Games Leading NU in Blocks* Petteway 13; Abraham 6; L. Smith 5; Pitchford 5; Shields 3; Webster 2; Rivers 4; T. Smith 3; Fuller 2; Hammond 1
Games Leading NU in Steals*..... Parker 12; Petteway 8; Shields 5; Webster 4; Rivers 4; L. Smith 4; T. Smith 3; Fuller 2; Abraham 2
**includes ties*

ACTIVE CAREER LEADERS (ENTERING BIG TEN TOURNEY)

Points.....Terran Petteway, 1,114
 Rebounds.....Shavon Shields, 504
 3-Pointers.....Terran Petteway, 112
 Field Goals.....Shavon Shields, 375
 Free Throws.....Shavon Shields, 308
 Assists.....Benny Parker, 151
 Steals.....Benny Parker, 97
 Blocked Shots.....Terran Petteway, 51
 Games Played.....David Rivers, 106
 Games Started.....Shavon Shields, 81
 Minutes Played.....Shavon Shields, 2,906

RETURNING TEAM STATS FROM 2013-14

Pct. of scoring 81.5 (1,741/2,137)
 Pct. of rebounds 85.6 (819/957)
 Pct. of field goals made 80.0 (80.9/719)
 Pct. of field goals attempted 78.2 (1,317/1,684)
 Pct. of 3-point FG made 64.9 (122/188)
 Pct. of 3-point FG attempted 65.1 (367/564)
 Pct. of free throws made 89.0 (455/511)
 Pct. of free throws attempted 87.9 (627/714)
 Pct. of assists 76.6 (233/304)
 Pct. of steals 80.6 (179/222)
 Pct. of blocked shots..... 89.9 (89/99)
 Pct. of minutes 79.1 (5,060/6,400)
 NOTE: All statistics based on returning player stats and percentage of overall team totals from 2013-14.

RETURNING STAT LEADERS

Points per game.....Terran Petteway – 18.1
 Rebounds per game.....Shavon Shields – 5.8
 Assists per game.....Tai Webster – 2.0
 Steals per game.....David Rivers – 1.0
 Blocked Shots per game.....Terran Petteway – 0.8
 Games Started.....Shields/Petteway– 32
 Minutes Played.....Shavon Shields – 1,042
 Field Goals Made.....Terran Petteway – 182
 Field Goal Pct.Leslee Smith – 51.9
 Free Throws Made.....Terran Petteway – 167
 Free Throw Pct.Terran Petteway – 81.9
 3-Pointers Made.....Pitchford/Petteway – 48
 3-Point Field Goal Pct.Walter Pitchford – 41.0

EXPERIENCE CHART (ENTERING BIG TEN TOURNEY)

Player	Career GP	GP at NU	Career Starts	Starts at NU
Rivers	106	106	55	55
Parker	95	95	42	42
Shields	90	90	81	81
Petteway	90	62	73	62
Pitchford	74	61	57	57
Webster	61	61	34	34
L. Smith	76	48	15	9
Menke	30	30	0	0
Kurkowski	20	20	0	0
Abraham	86	21	1	0
T. Smith	30	30	3	3
Hammond	11	11	0	0
Fuller	16	16	1	1
White III	44	0	0	0
Totals	829	651	362	344



2014-15 BIG TEN STANDINGS (AS OF MARCH 10)

Team	B1G	Pct.	Overall	Pct.
Wisconsin*	16-2	.889	28-3	.903
Maryland	14-4	.778	26-5	.839
Iowa	12-6	.667	21-10	.677
Michigan State	12-6	.667	21-10	.677
Purdue	12-6	.667	20-11	.645
Ohio State	11-7	.611	22-9	.710
Illinois	9-9	.500	19-12	.613
Indiana	9-9	.500	19-12	.613
Michigan	8-10	.444	15-15	.500
Minnesota	6-12	.333	17-14	.548
Northwestern	6-12	.333	15-16	.484
Nebraska	5-13	.278	13-17	.433
Penn State	4-14	.222	16-15	.516
Rutgers	2-16	.111	10-21	.323

BIG TEN TOURNAMENT SCHEDULE

Wednesday, March 11

Game	Time	TV	Matchup
Game #1	3:30 p.m.	ESPN2	PSU vs. Nebraska
Game #2	6 p.m.	BTN	Rutgers vs. Minnesota

Thursday, March 12

Game #3	11 a.m.	BTN	Michigan vs. Illinois
Game #4	25 min after	BTN	G-1 Winner vs. Iowa
Game #5	5:30 p.m.	ESPN2	Northwestern vs. Indiana
Game #6	25 min after	ESPN2	G-2 Winner vs. Ohio State

Friday, March 13

Game #7	11 a.m.	ESPN	G-3 Winner vs. Wisconsin
Game #8	25 min after	ESPN	G-4 Winner vs. Purdue
Game #9	5:30 p.m.	BTN	G-5 Winner vs. Maryland
Game #10	25 min after	BTN	G-6 Winner vs. Mich. St.

Saturday, March 14

Semifinal #1	Noon	CBS	G-7 Winner vs. G-8 Winner
Semifinal #2	25 min after	CBS	G-9 Winner vs. G-10 Winner

Sunday, March 15

Championship	2:30 p.m.	CBS	G-11 Winner vs. G-12 Winner
--------------	-----------	-----	-----------------------------

all times listed are central

SCOUTING PENN STATE

Penn State comes into Wednesday's tournament opener with a 16-15 record and finished 4-4 in Big Ten play. The Nittany Lions were impressive in non-conference play, going 12-1 with the only loss being a double-OT loss to Charlotte on Nov. 20.

In Big Ten play, PSU has had opportunities, as eight of their conference losses were by two possessions or less or in overtime. The Nittany Lions had lost their last six games before knocking off Minnesota 79-76 on Sunday in Minneapolis to complete a season sweep of the Gophers.

The Nittany Lions feature one of the top scorers in the Big Ten in fifth-year senior D.J. Newbill, who leads the conference in scoring at 20.7 points per game. The 6-foot-4 guard also tops PSU in assists with 3.2 per game and chips in 4.9 rebounds per game. Junior Brandon Taylor is second on the team in scoring at 9.3 points per game, while freshman Shep Garner averages 9.1 points per game. All three players have at least 50 3-pointers, as the trio has combined for 155 of Penn State's 205 3-pointers on the year. Senior Ross Travis leads PSU with 6.3 rebounds per game.

NU-PENN STATE SERIES HISTORY

Wednesday's game is the 11th meeting between the Huskers and Nittany Lions and second of the season. The series is tied at five wins apiece following the Nittany Lions' win in State College on Feb. 7. Nebraska is 4-3 against PSU since joining the Big Ten in 2011-12. This will be NU's first neutral-site meeting against Penn State. The teams played three times before Nebraska joined the Big Ten, a home-and-home series in 1980 and 1981 and in the second round of the 1995 NIT.

LAST MATCHUP

Penn State 56, Nebraska 43 (Feb. 7, 2015): NU cut a 20-point deficit to three in the second half, but were unable to get over the hump, falling at Penn State, 56-43. Terran Petteway and Shavon Shields combined for 25 points, but Nebraska was done in by cold shooting, connecting on just 29.4 percent shooting, including 2-of-20 from 3-point range.

Despite the off shooting night, the Huskers rallied from a 37-17 deficit to make it a one-possession game in the final five minutes. Nebraska used a 14-0 run, including eight points from Shields and Petteway, to close to within 37-31 after a Tai Webster steal and layup. Shep Garner ended the nearly eight minute dry spell for Penn State with a 3-pointer from the corner, to push the lead back to nine. The Nittany Lions got the lead back to 11 after a Devin Foster layup, but the Huskers used their defense to key a 7-0 run over the next two minutes, getting within 42-38 after a Tai Webster 3-point play with 5:56 remaining.

Nebraska's bench helped the Huskers get back into the game, as Webster had five points and four steals while Tarin Smith had eight points and two steals. On the next possession, Nebraska pulled to within 44-41 on Petteway's 3-pointer with 5:25 left, but would get no closer, as Penn State scored 12 of the final 14 points down the stretch.

Nebraska held D.J. Newbill to 11 points, 10 points below his Big Ten-leading average, but it was the supporting players who keyed the victory. Geno Thorpe led all scorers with 13 points, while Brandon Taylor added 11 points, including a trio of 3-pointers.

Penn State		2014-15 stats								
No.	Name	Pos	Yr.	Ht.	Wt.	G/GS	PPG	RPG	Other	
33	Shep Garner	G	Fr.	6-1	185	31/30	9.1	2.8	2.4 app	
13	Geno Thorpe	G	So	6-3	180	31/14	8.8	2.5	1.0 spg	
2	D.J. Newbill	G	Sr.	6-4	210	31/31	20.7	4.8	3.2 app	
43	Ross Travis	F	Sr.	6-7	235	31/24	5.1	6.3	0.7 spg	
32	Jordan Dickerson	C	Jr.	7-1	245	31/16	2.6	3.4	1.6 bpg	

CAREER TOTALS VS. PENN STATE

Player	GP-GS	Min-Avg	FG-FGA	Pct	3FG-FGA	Pct	FT-FTA	Pct	Off	Def	Tot	Avg	PF	A	TO	Blk	Stl	Pts	Avg
Petteway	3-3	97-32.3	13-34	.382	6-18	.333	22-30	.733	2	12	14	4.7	12	6	6	3	5	54	18.0
Shields	5-5	157-31.4	21-36	.583	4-12	.333	21-23	.913	6	24	30	6.0	17	6	11	1	6	67	13.4
T. Smith	1-0	23-23.0	4-8	.500	0-1	.000	0-0	.000	0	1	1	1.0	1	0	0	0	2	8	8.0
Pitchford	3-3	72-24.0	7-21	.333	3-10	.300	4-6	.667	2	12	14	4.7	5	1	4	2	0	21	7.0
Webster	3-2	56-18.7	3-6	.500	0-2	.000	9-11	.818	1	6	7	2.3	6	6	5	1	5	15	5.0
Rivers	6-4	121-20.2	6-20	.300	0-2	.000	12-14	.857	6	12	18	3.0	9	5	2	2	2	24	4.0
L. Smith	3-0	39-13.0	3-9	.333	0-0	.000	1-2	.500	6	5	11	3.7	7	0	5	0	0	7	2.3
Parker	5-1	83-16.6	0-10	.000	0-1	.000	4-4	1.000	1	7	8	1.6	10	5	3	0	5	4	0.8
Abraham	1-0	6-6.0	0-1	.000	0-0	.000	0-0	.000	0	0	0	0.0	1	0	0	0	1	0	0.0
Fuller	1-0	5-5.0	0-1	.000	0-0	.000	0-0	.000	0	1	1	1.0	0	0	0	0	0	0	0.0
Kurkowski	2-0	3-1.5	0-0	.000	0-0	.000	0-0	.000	0	1	1	0.5	0	0	0	0	0	0	0.0
Menke	2-0	3-1.5	0-0	.000	0-0	.000	0-0	.000	0	0	0	0.0	0	0	0	0	0	0	0.0

SERIES VS. PENN STATE (TIED, 5-5)

- In Lincoln: Nebraska leads, 4-1
At Pinnacle Bank Arena: Nebraska leads, 1-0
- State College: Penn State leads 4-1
• Bryce Jordan Center: Penn State leads, 3-1
- In Big Ten Conference games: Nebraska leads, 4-3
- In Big Ten Tournament games: 0-0

HUSKER-NITTANY LION SUPERLATIVES

- Most consecutive wins (year ended): Nebraska 2 (2013); Penn State 2 (1981-1995)
- Most points scored: Nebraska, 75, at Lincoln, Neb., Dec. 9, 1980; Penn State, 68, at University Park, Pa., Feb. 11, 2012
- Highest combined score: 132, Nebraska, 68, Penn State, 64, at University Park, Pa., Jan. 19, 2013
- Biggest winning margin: Nebraska, 25, at Lincoln, Neb., Dec. 9, 1980; Penn State, 16, at University Park, Pa., Feb. 11, 2012

Date	Site	Rankings	Result	Neb.	PSU
12-9-80	H	-/-	W	75	50
12-21-81	A	-/-	L	58	60
3-21-95	H	-/-	L	59	65
1-11-12	H	-/-	W	70	58
2-11-12	A	-/-	L	51	67
1-19-13	A	-/-	W	68	64
2-9-13	H	-/-	W	67	53
1-23-14	A	-/-	L	54	58
2-20-14	H	-/-	W	80	67
2-7-15	A	-/-	L	43	56

BIG TEN TOURNAMENT CAREER TOTALS

Player	GP-GS	Min-Avg	FG-FGA	Pct	3FG-FGA	Pct	FT-FTA	Pct	Off	Def	Tot	Avg	PF	A	TO	Blk	Stl	Pts	Avg
Petteway	1-1	31-31.0	6-14	.429	1-4	.250	7-8	.875	1	4	5	5.0	5	0	3	0	2	20	20.0
Pitchford	1-1	32-32.0	5-11	.455	3-7	.429	2-2	1.000	1	4	5	5.0	3	1	0	2	0	15	15.0
Shields	3-3	108-36.0	17-32	.531	2-5	.400	9-10	.900	3	14	17	5.6	8	6	9	1	3	45	15.0
Parker	3-0	61-20.3	5-13	.385	0-3	.000	1-2	.500	0	7	7	2.3	6	7	1	1	3	11	3.6
Rivers	4-3	80-20.0	5-14	.357	0-2	.000	2-3	.667	4	13	17	4.3	3	4	0	0	2	12	3.0
Smith	1-0	8-8.0	0-4	.000	0-0	.000	0-0	.000	1	0	1	1.0	2	0	1	0	1	0	0.0
Kurkowski	2-0	2-1.0	0-0	.000	0-0	.000	0-0	.000	0	0	0	0.0	0	0	0	0	0	0	0.0
Menke	2-0	2-1.0	0-0	.000	0-0	.000	0-0	.000	0	0	0	0.0	1	0	0	0	0	0	0.0
Webster	1-1	13-13.0	0-2	.000	0-2	.000	0-0	.000	0	0	0	0.0	3	1	1	0	0	0	0.0

NEBRASKA'S CONFERENCE TOURNAMENT HISTORY

While this marks Nebraska's fourth Big Ten Tournament appearance, the Huskers are 17-37 all-time in conference tournaments dating back to the start of the Big Eight Conference tournament in 1977. NU's only conference tournament title came in 1994, when the Huskers beat Oklahoma, No. 3 Missouri and No. 23 Oklahoma State en route to the Big Eight title.

- ▶ The Huskers' last first-round win came in 2013, when the 10th-seeded Huskers topped seventh-seeded Purdue, 57-55, at the United Center in Chicago.
- ▶ Nebraska's last semifinal appearance came in the 2006 Big 12 Tournament when the Huskers defeated Missouri and Oklahoma before falling to eventual tournament champion Kansas.
- ▶ In 2013, Tim Miles became the first Husker coach to win a conference tournament game in his first season.

LAST TIME OUT

Shavon Shields' game-tying 3-pointer in the final seconds was just off the mark, as Nebraska fell to No. 10 Maryland, 64-61, in front of a sellout crowd of 15,856 at Pinnacle Bank Arena on March 8.

The Huskers (13-17, 5-13 Big Ten) had the ball down three with 8.8 seconds left, and were trying to run a play for Terran Petteway, but Petteway was double teamed and found Shields open in the corner, but Shields was unable to convert, giving Maryland a hard-fought 3-point win.

Shields carried the Huskers in the second half, scoring 18 of his game-high 26 points in the second stanza while adding six rebounds and a career-high four steals. Petteway also joined Shields in double figures with 19 points and 10 rebounds for Nebraska.

Melo Trimble led Maryland (26-5, 14-4 Big Ten) with 21 points, while Dez Wells added 18 points, including a clutch jumper with 8.8 seconds left, and 12 rebounds, as the Terrapins won their seventh straight game. Trimble scored five of his points in a decisive 10-0 surge in the second half, as Maryland erased a 48-43 deficit to take a five-point lead on Jake Layman's 3-pointer with 9:03 left.

NOTES FROM THE MARYLAND GAME

- ▶ Shavon Shields had 26 points, his second-highest total of the season. It marked his eighth 20-point effort of the season and 13th of his career. Shields also matched his career high with four steals.
- ▶ With six rebounds, Shields became the 14th Husker to have 1,000 career points and 500 career rebounds.
- ▶ Nebraska fell to 0-4 against ranked teams this season, as both games with Maryland were decided by a total of seven points.
- ▶ Terran Petteway posted his third double-double of the season – and fifth of his career - with 19 points and 10 rebounds.
- ▶ Nebraska averaged a school-record 15,568 fans per game at Pinnacle Bank Arena this season. It broke the previous mark of 15,419 set last season.
- ▶ Nebraska's 37 free throw attempts matched a season high (also vs. Michigan State).

HUSKERS TO WEAR ADIDAS MADE IN MARCH JERSEY THIS WEEK

Nebraska will be one of several college teams wearing the adidas Made in March uniform system this week. Designed with adidas' most innovative and advanced apparel and footwear technology, the uniform system is designed to help athletes play at their highest levels during college basketball's biggest moments.

The new uniforms feature enlarged team logos on the shorts and an extended waistband that allows players to display their school colors even when wearing home whites. Evoking a throwback feel, the asymmetrical leg trim on the shorts is inspired by the teams' retro uniform styles.

Jerseys were designed with the same lightweight, sweat-wicking technology used in the NBA and targeted ventilation zones on the chest, back and side to keep players cool even in the most intense moments of the game. A perforated pattern on the short maximizes comfort and breathability as the game heats up.

The Cornhuskers will lace-up the latest adidas basketball footwear, including new colorways of the D Lillard 1, J Wall 1 and D Rose Boost 5 signature shoes from NBA All-Stars Damian Lillard, John Wall and Derrick Rose.

**HUSKERS ON THE RADIO**

The IMG Husker Sports Radio Network is in its 20th year producing and marketing live broadcasts of University of Nebraska football, men's and women's basketball, volleyball, baseball and softball games. The Husker Sports Network has created a large network of statewide affiliates. All regular-season men's basketball games and any postseason contests will be broadcast on a 37-station basketball network in 2012-13. KFAB (1110 AM) is the Omaha affiliate, KLIN (1400 AM) is the Lincoln affiliate and KRVN (880 AM) in Lexington also serves as a primary state affiliate. In addition, all games are heard live on Huskers.com and the Huskers App for iOS and Android phones, on the TuneIn Radio app and on desktops while many are also carried live on SiriusXM Satellite Radio.

Kent Pavelka returns behind the microphone to handle his 28th overall season calling Husker hoops in 2014-15. Pavelka previously called Nebraska basketball for two long stints between 1974 and 1996 before returning to the Husker basketball play-by-play chair prior to the 2006-07 season. A six-time winner of the Nebraska SportsCaster-of-the-Year Award, Pavelka also handled color analyst duties on NU football broadcasts from 1974 to 1983, and was the play-by-play announcer from 1983 to 1996. Pavelka was honored in January 2009 with the Bud Cuca Special Merit Award given by the Nebraska Basketball Hall of Fame for his contributions to the NU men's basketball program.

Alongside Pavelka as color analyst will be Matt Davison. A former Husker basketball and football player, he returns for his 11th season on the basketball broadcast. Former Husker point guard Jake Muhleisen will join the broadcast team for select broadcasts. Muhleisen was a three-year captain for the Big Red from 2004-06.

2014-15 HUSKER SPORTS NETWORK AFFILIATES

Ainsworth	KBRB	1400 AM
	KBRB	92.7 FM
Alliance	KCOW	1400 AM
Aurora	KRGY	97.3 FM
Beatrice	KWBE	1450 AM
Broken Bow	KBBN	95.3 FM
Chadron	KCSR	610 AM
Columbus	KJSK	900 AM*
	KLIR	101.1 FM
Fairbury	KUTT	99.5 FM*
	KGMT	1310 AM*
Falls City	KTNC	1230 AM*
	KLZA	101.3 FM*
Fremont	KFMT	105.5 FM
Grand Island	KRGI	1430 AM
Hastings	KLIQ	94.5 FM
Holdrege	KUVR	1380 AM
	KMTY	97.7 FM
Kearney	KGFW	1340 AM
	KQKY	105.9 FM
Lexington	KRVN	880 AM
	KRVN	93.1 FM
Lincoln	KLIN	1400 AM
McCook	KSWN	93.9 FM
Nebraska City	KNCY	1600 AM
Norfolk	KNEN	94.7 FM
North Platte	KODY	1240 AM
	KXMP	103.5 FM
Ogallala	KZTL	93.5 FM
Omaha	KFAB	1110 AM
Scottsbluff	KNEB	960 AM
Sidney	KSID	1340 AM
	KSID	98.7 FM
Superior	KRFS	1600 AM
	KRFS	103.9 FM
Valentine	KVSH	940 AM
West Point	KTIC	107.9 FM*

*will air only selected games

AP TOP 25 (MARCH 9)

No	Team (1st)	Record	Points	Prev.
1	Kentucky (65)	31-0	1,625	1
2	Duke	28-3	1,544	3
3	Virginia	28-2	1,454	2
4	Villanova	29-2	1,444	4
5	Arizona	28-3	1,360	5
6	Wisconsin	28-3	1,344	6
7	Gonzaga	30-2	1,229	7
8	Maryland	26-5	1,103	10
9	Kansas	24-7	1,040	9
10	UNI	30-3	1,037	11
11	Notre Dame	26-5	1,026	12
12	Wichita State	28-4	797	8
13	Iowa State	22-8	786	17
14	Louisville	24-7	780	16
15	Oklahoma	21-9	772	15
16	Baylor	23-8	701	14
17	Utah	23-7	587	13
18	West Virginia	23-8	525	20
19	North Carolina	21-10	406	19
20	SMU	24-6	339	22
21	Arkansas	24-7	300	18
22	Butler	22-9	287	21
23	Georgetown	20-9	223	NR
24	Davidson	23-6	99	NR
25	Boise State	24-7	82	NR

Others receiving votes: Oregon 69, Providence 63, Ohio State 40, BYU 18, Michigan St. 15, LSU 8, Iowa 7, St. John's (N.Y.) 6, San Diego St. 3, Stephen F. Austin 2, Dayton 1, North Florida 1, Purdue 1, Valparaiso 1.

USA TODAY COACHES (MARCH 9)

No	Team (1st)	Record	Points	Prev.
1	Kentucky (32)	31-0	800	1
2	Duke	28-3	754	3
3	Villanova	29-2	716	4
4	Virginia	28-2	707	2
5	Wisconsin	28-3	686	5
6	Arizona	28-3	650	6
7	Gonzaga	30-2	611	7
8	Maryland	26-5	547	9
9	Notre Dame	26-5	518	11
10	Kansas	24-7	492	10
11	Northern Iowa	30-3	485	12
12	Wichita State	28-4	390	8
13	Louisville	24-7	386	14
14	Oklahoma	21-9	378	15
15	Iowa St.	22-8	377	17
16	Baylor	23-8	318	16
17	Utah	23-7	300	13
18	West Virginia	23-8	241	20
19	North Carolina	21-10	186	19
20	Arkansas	24-7	167	18
21	SMU	24-6	162	22
22	Butler	22-9	138	21
23	Georgetown	20-9	99	26
24	Davidson	23-6	59	34
25	San Diego State	24-7	40	28

Others receiving votes: Providence 38; Boise State 30; Michigan State 21; Oregon 21; Ohio State 20; Stephen F. Austin 13; Purdue 8; Texas A&M 7; Brigham Young 7; LSU 6; Texas 6; Murray State 6; Dayton 4; Valparaiso 4; Iowa 2.

PETTEWAY EARNS ALL-BIG TEN HONORS

Terran Petteway was honored Monday night, as he was a third-team All-Big Ten selection by both the coaches and the media. Petteway, a 6-foot-6 junior guard from Galveston, Texas, leads the Huskers and ranks fourth in the Big Ten in scoring at 17.8 points per game. He also tops the Huskers in assists (2.8) and blocked shots (0.9), while ranking second in rebounding (5.0). He is one of only nine players in the country - and one of two from a power conference - averaging 17.5 points, 5.0 rebounds and 2.8 assists per game.

Petteway reached double figures in 28 of 30 regular-season games, including a career-high 32 against Michigan State on Jan. 24, while he averaged 25.5 points and 5.5 rebounds per game in a pair of matchups against regular-season champion Wisconsin. In all, he had 12 games with at least 20 points, including six in Big Ten play. In conference play, Petteway finished fourth in scoring (16.9 ppg), 14th in assists (2.9 apg), and sixth in 3-pointers per game (2.2 per game). It is the second time that Petteway has been honored by the Big Ten, as he was a first-team selection in 2013-14.

In addition, senior Trevor Menke was chosen as the team's sportsmanship nominee, as one member of each team is selected for their contributions off the court.

WORTH NOTING

▶ Terran Petteway enters the Big Ten Tournament with 535 points and needs 21 points to move into NU's top-10 single-season list. The junior guard also has a team-best 64 3-pointers, which ranks 10th on NU's single-season list. He is just three 3-pointers away from climbing into a tie for seventh on NU's single-season list.

▶ Nebraska could return nearly 90 percent of its scoring next season, as the Huskers' senior class accounts for just 12 percent of the Huskers' total scoring in 2014-15. Six of NU's top seven scorers are all underclassmen.

▶ For an extended stay in Chicago, the Huskers need to break out of a 3-point shooting slump, as Nebraska is hitting just 23 percent from long distance (34-of-131) over the last eight games.

▶ Five of Nebraska's 27 1000-point scorers have come from Illinois (Jerry Fort, Andre Smith, Marvin Stewart, Clifford Scales and Carl Hayes). Both Scales and Hayes attended Westchester St. Joseph, the same school as Husker signee Glynn Watson Jr.

▶ Both Terran Petteway (1,114) and Shavon Shields (1,107) went over 1,100 career points on Sunday and could threaten to reach the top 20 in Nebraska's career scoring list on Wednesday.

▶ The biggest culprit of Nebraska's offensive struggles this season have been at the 3-point line, where the Huskers are last in the Big Ten and 339th nationally in 3-point percentage (.283). Last year, NU was seventh in the conference at .333 from long range. In Big Ten play, the Huskers have made five 3-pointers or less 12 times in 18 games and have a 2-10 record in those games.

▶ With six rebounds in Sunday's loss to Maryland, Shavon Shields became just the 14th Husker to score 1,000 points and grab 500 rebounds and the first since Ryan Anderson in 2011.

▶ Nebraska was better with the basketball in Big Ten play, averaging just 10.8 turnovers per game after averaging 15.0 in non-conference action. In Big Ten play, NU is sixth in turnover margin at +1.0 per game. NU had 10 or fewer turnovers in Big Ten play in nine of 18 games.

▶ The Husker bench has had more scoring punch since adjusting the lineup five games ago. NU's reserves are averaging 18.0 points and 13.2 rebounds per game and had a season-high 36 at No. 16 Maryland on Feb. 19.

▶ The Huskers are 5-5 in Big Ten play when shooting over 40 percent from the field, but are winless (0-8) when shooting at or below that percentage.

SHIELDS EARNS ACADEMIC ALL-AMERICA HONORS

Nebraska's Shavon Shields became the first Husker men's basketball player to earn first-team academic All-America honors, as the Capital One Academic All-America® Division I basketball teams as selected by the College Sports Information Directors of America (CoSIDA) were announced on Feb. 26.

Shields earned the accolade, as he was one of five players selected to the first team. The junior forward carries a 3.73 GPA in biological sciences. Shields has been a five-time member of the UNL Scholar-Athlete Honor Roll and served for two years on the NU Student-Athlete Advisory Committee. He is also active in the Huskers' Life Skills program, serving as a keynote speaker for the Sportsmanship Pep Rally among other activities. Last year, he was one of 16 national finalists for the Arthur Ashe Jr. Sports Scholar Award.

Shields becomes the sixth Husker to be a CoSIDA Academic All-American in basketball (a combined seven times), and the first since Beau Reid in 1991. His selection increases Nebraska's nation-leading total to 315.

PETTEWAY AND SHIELDS CARRY HUSKER ATTACK

NU features two of the Big Ten's most dynamic wing players in juniors Terran Petteway and Shavon Shields. The pair has been a prolific scoring duo in 2014-15, combining for 33.4 points per game and ranking among the Big Ten's top 10 scorers entering this week's Big Ten Tournament.

▶ They are the Big Ten's top scoring duo, just ahead of Indiana's Yogi Ferrell and James Blackmon Jr. (31.8 ppg).

▶ It could be the first time since 1994-95 that Nebraska has had two players average more than 15 points per game in a season, and the highest average by a Husker duo since Dave Hoppen (23.5 ppg) and Curtis Moore (13.5 ppg) since 1984-85.

NEBRASKA CAREER SCORING CHART

Year	Player, Team	Points
20.	Marvin Stewart, 1969-70-71	1,138
21.	Clifford Scales, 1988-89-90-91	1,136
	Carl Hayes, 1990-91-92	1,136
23.	Ryan Anderson, 2007-08-09-10	1,125
24.	Terran Petteway, 2014-15	1,114
25.	Shavon Shields, 2013-14-15	1,107

CUTTING TURNOVERS

Year	Opp. FG Pct.
Non-Conference	15.0
Big Ten	10.8

COSIDA ACADEMIC ALL-AMERICANS

Year	Player, Team
2015	Shavon Shields, 1st team
1991	Beau Reid, 3rd team
1989	Beau Reid, 3rd team
1984	John Matzke, 2nd team
1981	Jack Moore, 2nd team
1978	Curt Hedberg, 5th team
1972	Chuck Jura, 3rd team

HANGING THEIR HAT ON DEFENSE

One of the keys to Nebraska's success the last two seasons has been an emphasis on improved defense. Last year's midseason turnaround was keyed on the defensive end, as a team that was last in field goal defense entering Big Ten play finished second in the conference in field goal percentage.

Despite an offense that is close to 300th in offensive efficiency, the defense has kept Nebraska in most games this season. NU is sixth in the Big Ten in both scoring defense (62.9 ppg) and field goal defense (.403).

▶ NU is 30th nationally in defensive efficiency according to KenPom.com entering the Big Ten Tournament.

▶ Nebraska's field goal defense is on pace to be one of the best in recent history. In the 3-point era (since 1986-87), NU's field goal defense is the fifth-lowest in that span.

▶ Under Miles, NU is 30-10 over the past three seasons when holding opponents to under 40 percent shooting.

▶ Nebraska is 11-4 this season when holding opponents to under a point per possession and 2-13 when an opponent is above the mark.

▶ Nebraska held Loyola Marymount to 42 points in the overtime win on Dec. 23. It was the lowest point total allowed by the Husker defense since the 2010-11 season.

▶ The Huskers limited Illinois to 43 points on 27.3 percent shooting. It was the lowest field goal percentage by a Husker defense since 2010 and the lowest against a conference opponent since Kansas State shot 23.4 percent on Jan. 11, 2006.

▶ Nebraska held Rutgers (49) and Illinois (43) under 50 points per game in consecutive conference games, the first time that has happened since Feb. 23-25, 1963, (Kansas and Oklahoma State).

PETTEWAY IS AMONG NATION'S BEST

Junior wing Terran Petteway entered the season as one of the best players in the country and has played at a high level for the Huskers in 2014-15. The 6-foot-6 junior leads NU with 17.8 points, 5.9 rebounds and 2.8 assists per contest. He is fourth in the Big Ten in scoring and ranks among the Big Ten leaders in 3-pointers per game (ninth) and assists (14th), earning third-team honors from the coaches and the media.

▶ Petteway is one of only nine players nationally, and joins Ohio State's D'Angelo Russell as the only power conference players, averaging 17.5 points, 5.0 rebounds and 2.75 assists per game in 2014-15.

▶ Petteway is second among all Big Ten players in points over the last two seasons with 1,114 points and ranks sixth nationally among all players from power conferences in that span.

▶ Petteway was one of 15 players selected to the Julius Erving Award, presented to the nation's top small forwards, in February and was one of 25 players selected to the Lute Olson Award mid-season watch list.

▶ Petteway has 12 20-point games in 2014-15, including a season-high 32 points against Michigan State on Jan. 24, and 24 20-point games for his career.

▶ Petteway has been in double figures in 58 of 62 games as a Husker, including 33 of 36 Big Ten games in that span.

▶ Petteway saw his streak of double-figure games reach 30 before it was snapped at Michigan on Jan. 22. It was the longest streak by a Husker since 1998 NBA first-round pick (and current Cleveland Cavaliers assistant coach) Tyrone Lue posted 36 consecutive double-figure efforts spanning the 1996-97 and 1997-98 seasons.

▶ He went over 1,000 points at Nebraska at Penn State on Feb. 7, reaching the plateau in just 55 games. Petteway was the fastest Husker to reach 1,000 points at Nebraska, eclipsing the previous mark of 58 games by Dave Hoppen. Petteway and Hoppen are the only Huskers to reach 1,000 points in their second season at Nebraska.

▶ Petteway's career scoring average of 18.0 points per game at NU is second only to Dave Hoppen (19.5 ppg).

▶ He leads the Huskers with three double-doubles in 2014-15, most recently a 19-point, 10-rebound effort against No. 10 Maryland on Sunday. Petteway now has six double-doubles in his NU career.

▶ Petteway was held to eight points at No. 16 Maryland on Feb. 19, but dished out a career-high nine assists - the most by a Husker since the 2011-12 season.

Throughout the season Petteway has been dealing with the health of his mother Joetta, who has been battling a rare form of bone cancer (follicular dendritic cell sarcoma). Terran talked to the team and the media about her ongoing battle late before the Purdue game in mid-February.

Last season, Petteway became the first player to earn unanimous first-team all-conference honors since Venson Hamilton in 1999, and also earned first-team all-district honors by the NABC (coaches) and the U.S. Basketball Writers Association (writers). Petteway finished Big Ten play as the conference scoring leader, averaging 18.6 points per game. He became the fifth Husker in the last century to lead a conference in scoring in conference games and first since former Big Eight Player of the Year Andre Smith in 1980-81. He also led the conference at 18.1 points per game in all games, becoming the first Husker since 1950 (first year the Big Seven Conference kept records) to ever lead the league in scoring for all games.

DEFENSIVE IMPROVEMENT

Games	Opp FG%	Def. Effic.
2011-12	.454	142nd
2012-13	.434	102nd
2013-14	.420	25th
2014-15	.403	30th

BEST POINT PER POSSESSION 'D UNDER MILES

No.	Pt. Per Poss.	Opponent	Date
1.	.71	Loyola Marymount	12/23/14
2.	.72	Illinois	1/11/15
3.	.73	Cincinnati	12/13/14
4.	.74	Minnesota	1/20/14
5.	.76	Western Illinois	11/12/13

BEST NU FIELD GOAL DEFENSE (SINCE 1987)

Games	Opp FG%
2010-11	.389
2003-04	.400
1997-98	.400
2007-09	.402
2014-15	.403

MOST POINTS BY POWER CONF. PLAYERS (LAST 2 SEASONS)

No.	Name	School	Points
1.	Joseph Young	Oregon	1,257
2.	Chasson Randle	Stanford	1,249
3.	D.J. Newbill	Penn State	1,245
4.	Olivier Hanlan	Boston College	1,174
5.	D'Angelo Harrison	St. John's	1,128
6.	Terran Petteway	Nebraska	1,114
7.	LaDontae Henton	Providence	1,112
8.	K.T. Harrell	Auburn	1,110



NEBRASKA BASKETBALL RADIO SHOW

For the second straight season, the Nebraska basketball radio show will air from Buffalo Wings and Rings in the Railyard, across the street from Pinnacle Bank Arena. Join the Husker coaching staff and Greg Sharpe for a live remote on the following days during the season. Fans who attend the show will have a chance to win prizes, including tickets to upcoming basketball games.

LIVE SCHEDULE FROM BUFFALO WINGS AND RINGS

Date	Day	Time
Oct. 27	Monday	7-8 p.m.
Nov. 3	Monday	7-8 p.m.
Nov. 10	Monday	7-8 p.m.
Nov. 17	Monday	7-8 p.m.
Dec. 8	Monday	7-8 p.m.
Dec. 15	Monday	7-8 p.m.
Jan. 12	Monday	7-8 p.m.
Jan. 21	Wednesday	7-8 p.m.
Jan. 28	Wednesday	7-8 p.m.
Feb. 2	Monday	7-8 p.m.
Feb. 9	Monday	7-8 p.m.
Feb. 16	Monday	7-8 p.m.
Feb. 23	Monday	7-8 p.m.
March 2	Monday	7-8 p.m.
March 9	Monday	7-8 p.m.
March 16	Monday	7-8 p.m.



BANK OF THE WEST HUSKER BASKETBALL SHOW

The third season of the Bank of the West Nebraska Basketball Show begins airing in early December. Join Nebraska Basketball Coach Tim Miles and host Greg Sharpe each week with highlights, interviews and much more. The 30-minute show will air across the state beginning on Sunday night on the following stations and on HuskersNside.

NEBRASKA BASKETBALL TV SHOW SCHEDULE

Station	Location	Day (Time)
KOLN/KGIN	Lincoln/Grand Island	Sunday (10:35 p.m.)
KNPL	North Platte	Sunday (10:35 p.m.)
Fox Sports Midwest	Midwest	Tuesday (4 p.m.) Wednesday (8 p.m.)
Time Warner Cable	Lincoln	On Demand
Cox Communications	Omaha	Monday (5 p.m. & 10:30 p.m.) Wednesday (5 p.m. & 10:30 p.m.) Saturday (9 a.m.)
Spencer Utilities	Spencer, Iowa	Monday (10:30 p.m.) Wednesday (10:30 a.m.) Friday (10:30 p.m.)
Great Plains Cable	Across Nebraska	Wednesday (6 p.m.) Thursday (6 p.m. & 10:30 p.m.)
Huskers.com	Worldwide	On Demand

OTHER NUMBERS 2 WATCH

28.091 - Miles that sophomore point guard Tai Webster logged over the summer playing for the New Zealand National Team, including games in New Zealand, China, South Korea, Lithuania, Serbia and Spain.

81.5 - Percent of the Huskers' point total which is back in 2014-15. It is the first time since 2003-04 (89.9 pct.) that the Huskers have returned at least 70 percent of the previous year's scoring total. For comparison, NU returned 49.7 percent of its points last season and just 24 percent entering 2012-13.

194 - Number of career starts at Nebraska for Husker players entering 2014-15. It is the highest number of returning starts for Nebraska since 2004-05.

24 - Number of 20-point games by Terran Petteway as a Husker following his 23-point effort vs. No. 5 Wisconsin on Feb 10.

15.550 - Nebraska's average attendance so far in 2014-15. It is on pace to break the school mark of 15,419 set last season.

PINNACLE BANK ARENA

Opened on Aug. 29, 2013, the 15,000-seat Pinnacle Bank Arena is the home of the Nebraska men's and women's basketball programs. Pinnacle Bank Arena is part of a \$344 million project in the Haymarket District which also includes a 200-room hotel, 100,000 square feet of retail space, another 100,000 square feet of office space and 100 residential units.

The \$179 million dollar arena is easily accessible in downtown Lincoln as nearly 5,100 parking stalls are within walking distance of the facility. Pinnacle Bank Arena includes an expansive student section with nearly 1,000 seats on the 100 Level, including behind the team benches. Pinnacle Bank Arena also includes 36 suites, 20 loge boxes and 11 permanent concession stands around the arena.

Containing 470,400 square feet, the Pinnacle Bank Arena seats over 15,000 fans when configured for Husker basketball games. It is divided into two bowls (upper and lower) and three levels (100, 200, 300) with Premium Seating Suites and Loge Boxes located between Level 100 and Level 200. There are over 160 concession points of sale and two private Club Lounges, one located on the Main Concourse (Level 100) and one on the Premium Level Concourse.

LARGEST CROWDS IN SCHOOL HISTORY

No.	Opponent	Date
15,998	Wisconsin	March 9, 2014
15,987	Tennessee Martin	Nov. 28, 2014
15,978	Northwestern	March 1, 2014
15,949	Arkansas State	Dec. 14, 2013
15,945	Minnesota	Jan. 26, 2014

SHIELDS KEYS HUSKER ATTACK

While Terran Petteway was an All-Big Ten pick for the second straight year, junior Shavon Shields may be one of the most underrated players in the Big Ten. The 6-foot-7 wing enters the Big Ten Tournament averaging 15.3 points, 5.9 rebounds and 2.1 assists per game, as he leads NU in rebounding for the second straight year and is second on the team in both scoring and assists. He enters the Big Ten Tournament ranked 10th in scoring, 16th in rebounding and fifth in free throw percentage (.829).

▶ He has been in double figures 25 times this season, including eight 20-point games. His most recent 20-point effort came against No. 10 Maryland on Sunday when he had 26 points, six rebounds, three assists and three steals. It marked his fourth 20-point effort in Big Ten action in 2014-15.

▶ His 35-point effort against Omaha on Nov. 22 ties for the second-highest total in the Big Ten this season and is the 10th highest single-game total in school history. In that game, Shields went 12-of-15 from the field, including 4-of-4 from 3-point range.

▶ With his 35-point game against UNO, he became one of only 14 players in school history - including Terran Petteway - with multiple 30-point games in school history. Shields scored 33 points against Illinois on Feb. 14, 2014.

▶ Picked up his fourth career double-double against Central Arkansas with 16 points and 11 rebounds while dishing out four assists. He also nearly had a double-double at Rhode Island with 25 points and nine rebounds.

▶ Shields also excels off the court, carrying a 3.73 GPA in biological sciences and earned first-team Academic All-America honors. Last year, Shields was also one of 16 national finalists across all of Division I for the 2014 Arthur Ashe Jr. Sports Scholar Award.

▶ Despite the loss at Minnesota, Jan. 31 was a memorable day for Shields, as his father, Will, was chosen to be a member of the Class of 2015 for the Pro Football Hall of Fame. The elder Shields will become the third Husker (joining Bob Brown and Guy Chamberlain) to be in both the Pro Football and College Football Hall of Fames when he is enshrined in August.

PITCHFORD POSES PROBLEMS FOR OPPONENTS

Walter Pitchford gives the Huskers an intriguing matchup at center, as he enters the Big Ten Tournament averaging 7.5 points and 5.0 rebounds per game. Pitchford has played some of his best basketball of the season in the last month, averaging 11.0 points and 4.6 rebounds per game in NU's last six contests.

He has been in double figures nine times this season, matching his career high with 19 points at No. 16 Maryland on Feb. 19. He also had 19 points, including six 3-pointers, against Tennessee-Martin on Nov. 28. Pitchford had a string of three straight games in double figures end at Ohio State on Feb. 26, as he finished with seven points and seven rebounds. He missed the Illinois game because of a hip injury, but had seven points and four rebounds off the bench against No. 10 Maryland.

- ▶ Nebraska is 11-4 over the last two seasons when Pitchford scores at least 12 points, including 2-2 this season.
- ▶ Pitchford has three double-doubles in his career, most recently a 10-point, 10-carom effort at Hawaii on Dec. 22.
- ▶ He has reached double figures in rebounds three times, including a season-high 11 vs. Minnesota on Jan. 20.

A HOT TICKET

Nebraska basketball has become one of the toughest tickets in the Big Ten since the program moved into Pinnacle Bank Arena. For the second straight year, the Huskers broke their own single-season record for average attendance, averaging 15,569 fans per game at Pinnacle Bank Arena.

▶ Nebraska finished the regular season ranked 10th nationally in attendance, the highest Nebraska has finished in national attendance since the NCAA began listing it in 1977-78.

▶ Nebraska is one of three Big Ten schools ranked in the top-10 nationally in attendance, joining Wisconsin (fifth) and Indiana (eighth), while six Big Ten schools are among the top 16 nationally in attendance.

▶ NU finished the regular season with a 10-6 home mark and is 25-7 (.781) since moving into Pinnacle Bank Arena.

POINT GUARD BY COMMITTEE

Nebraska has relied on a pair of point guards in 2014-15, as Benny Parker and Tarin Smith have shared the spot. The pair combines for 8.8 points, 3.8 rebounds and 2.5 assists per game.

Parker averages 4.3 points, 2.2 rebounds, 1.8 assists and 1.4 steals per game, topping the Huskers in steals and ranking third in assists. He is also eighth in the Big Ten in steals per game.

▶ Parker, who averaged 2.6 points per game in his first two seasons, has nearly doubled his scoring average while shooting 30 percent from 3-point range. In his first two seasons, he was 2-of-18 from 3-point range.

▶ Had a career-high 12 points on 5-of-7 shooting from the field at Hawaii on Dec. 22, one of nine games with at least seven points this season.

▶ Parker has 15 games with multiple steals, including a season-high four at Florida State and against Loyola Marymount.

▶ The 5-foot-9 junior keyed NU's double-OT win over Cincinnati on Dec. 14, with six points, including the game-winner with 1:14 left, a career high five rebounds and two steals.

Smith is the only true freshman in NU's rotation, averaging 4.5 points and 1.7 rebounds per game while averaging 17.6 minutes per outing.

CHARTING SHIELDS

Year	PPG	RPG	APG	FT Pct.
Freshman	8.6	5.1	0.9	.676
Sophomore	12.8	5.8	1.6	.721
Junior	15.3	5.9	2.1	.829

SEASON ATTENDANCE

Season	Average (Rk.)	Increase
2010-11	9,395 (46)	
2011-12	10,019 (40)	+ 7 pct.
2012-13	10,352 (38)	+ 3 pct.
2013-14	15,419 (13)	+ 49 pct.
2014-15	15,569 (10)	+1 pct.

▶ Smith started three games at point guard, and had a career-high 13 points on 5-of-6 shooting at Ohio State on Feb. 26. He also added a career-high three 3-pointers and two assists in 27 minutes against the Buckeyes.

▶ Smith shot 50 percent or better from the field for seven straight games until he went scoreless against Maryland. Over the last eight contests, Smith averaged 5.5 points per game and shot 53 percent from the field and 46 percent from 3-point range.

▶ The 6-foot-1 guard tied or set then-season highs in points (eight), rebounds (seven) and steals (two) in the loss at Michigan on Jan. 27.

2015-16 BIG TEN OPPONENTS ANNOUNCED

The Big Ten Conference announced the double and single-play opponents for the 2015-16 men's basketball season on Feb. 22.

With 14 teams and an 18-game schedule, schools play five teams home-and-home and face the other eight teams on a single-play basis. The 2015-16 season is the second of a three-year rotation where each school will play all 13 teams a minimum of four times (one single-play home, one single-play away and one home-and-home). Nebraska's opponents for 2015-16 are listed as follows:

Home-and-Home: Indiana, Northwestern, Penn State, Purdue, Rutgers

Single-Play Home: Maryland, Michigan, Minnesota, Ohio State

Single-Play Away: Illinois, Iowa, Michigan State, Wisconsin

ON THE BENCH

Tim Miles has put together an experienced staff as Nebraska looks to rebuild its program. In addition to Miles, who is in his 20th season, the coaches have combined for nearly 60 years of coaching experience. In all, the Husker coaching staff has combined for over 600 collegiate wins.

One of the most well-respected teachers in college basketball, Jim Molinari joined the staff as an assistant coach in April of 2014. He has over three decades of Division I coaching experience, including 20 years of head coaching experience. He is a three-time conference coach of the year during his career, while he has guided nine teams to postseason play.

Chris Harriman is in his third season at Nebraska after working for the late Rick Majerus at Saint Louis University for four seasons. Harriman also spent four seasons as an assistant at Nova Southeastern University in Florida.

Kenya Hunter is in his second year at Nebraska after spending the previous six seasons at Georgetown. He also served as an assistant coach at Xavier and Duquesne and as director of operations at North Carolina State.

HUSKERS ANNOUNCE FALL SIGNEES

University of Nebraska men's basketball coach Tim Miles announced on Nov. 12 that three high school seniors have signed National Letters-of-Intent to join the Husker basketball program. The three-member class consists of guard Glynn Watson Jr. (Bellwood, Ill.) and forwards Michael Jacobson (Waukee, Iowa) and Edward Morrow Jr. (Chicago, Ill.).

The class comes in as one of the most highly regarded in program history, as all three players are ranked among the top 200 players in the country by at least one recruiting service. Illinois natives Edward Morrow Jr. (No. 51) and Glynn Watson Jr. (No. 69) are both rated among the top 100 players by ESPN.com, marking the first time that Nebraska has signed a top 100 player out of high school going back to the mid-1990s. The three-member class has been ranked as high as 23rd nationally by 247Sports, 24th by ESPN.com and 28th by Rivals.

Entering this week's action, the teams are a combined 68-14 on the season (.829), as Jacobson's team has reached the state tournament, while Watson Jr. and Morrow Jr. are on teams playing for berth in the state tournament.

Player	Pos.	Ht.	Wt.	Hometown	High School
Michael Jacobson	F	6-8	220	Waukee, Iowa	Waukee High School
Edward Morrow Jr.	F	6-7	215	Chicago, Ill.	Simeon Career Academy
Glynn Watson Jr.	G	5-11	160	Bellwood, Ill.	Saint Joseph High School

HUSKER LEGACIES

The 2014-15 Huskers have a number of players with relatives in college athletics. Junior Shavon Shields is the son of former Husker and Kansas City Chiefs great Will Shields, who was inducted into the College Football Hall of Fame in December of 2011 and will be inducted into the Pro Football Hall of Fame on Aug. 8. Four other Husker players have fathers who played collegiately (B.J. Day, David Rivers, Tai Webster and Andrew White III).

Player	Relative	Sport-School	Worth Noting
David Rivers	Ezelle Rivers	MBB-Ark.-Little Rock	Four-year letterwinner; Starter in 1983-84
Shavon Shields	Will Shields	FB-Nebraska	2011 College FB Hall of Fame; 12x NFL Pro Bowler
Tai Webster	Tony Webster	MBB-Hawaii	First-team All-WAC in 1983; Ranks 4th on Hawaii steals list
	Corey Webster	MBB-New Zealand	Member of New Zealand National Team
Terran Petteway	Terrell Petteway	MBB-Lamar	Played at Lamar & professionally in England from 1999-2004
B.J. Day	Bernard Day	MBB-Nebraska	Honorable-Mention All-Big Ten; Team Co-MVP in 1985-86
Andrew White III	Andrew White Jr.	MBB-Morehouse	

SENIOR SMARTS

All five members of the Husker senior class are on track to receive their degree during the 2014-15 season. Trevor Menke and Moses Abraham both graduated in May and are working on master's degrees. Kye Kurkowski joined the graduates when he received his degree in December. In addition, Leslee Smith (sociology) and David Rivers (ethnic studies) are both on track to graduate in May.

BIG TEN TEAM RANKINGS (MARCH 10)

Category	Overall (Rk.)	B1G (Rk.)
Scoring Offense	61.3 (13)	57.1 (14)
Scoring Defense	63.0 (6)	63.9 (5)
Scoring Margin	-1.6 (13)	-6.8 (13)
Free Throw Pct.	.707 (8)	.678 (10)
Field Goal Pct.	.416 (13)	.406 (12)
Field Goal Pct. Def.	.403 (6)	.420 (5)
3-Point Pct.	.283 (14)	.265 (14)
3-Point Pct. Def.	.332 (8)	.361 (12)
Rebounding Margin	-2.7 (13)	-4.5 (13)
Blocked Shots	2.9(13)	2.5 (12)
Assists	10.1 (13)	9.9 (13)
Steals	6.2 (5)	5.9 (4)
Turnover Margin	+0.9 (7)	+1.0 (6)
3-Pointers/Gm	5.2 (13)	4.8 (13)

BIG TEN INDIVIDUAL LEADERS (MARCH 10)

Category	Name	Overall (Rk.)	B1G (Rk.)
Scoring	Petteway	17.8 (4)	16.9 (4)
	Shields	15.3 (10)	14.0 (14)
Rebounding	Shields	5.9 (16)	-
Assists	Petteway	2.8 (14)	2.9 (14)
Ft Pct.	Shields	.829 (5)	.782 (13)
Steals	Parker	1.4 (8)	-
	Shields	-	1.2 (11)
3-Pt./Gm	Petteway	2.1 (9)	2.2 (6)

2014-15 HUSKER DOUBLE-DOUBLES

Shavon Shields vs. Central Arkansas	16 pts., 11 reb.
Terran Petteway vs. Omaha	20 pts., 12 reb.
Walter Pitchford at Hawaii	10 pts., 10 reb.
Terran Petteway vs. Ohio	22 pts., 10 reb.
David Rivers at Ohio State	10 pts., 11 reb.
Terran Petteway vs. Maryland	19 pts., 10 reb.

QUICK NOTES

▶ Under Tim Miles, the Huskers are 15-8 (.652) in games decided by five points or less. NU is also 6-3 under Miles in games decided by three points or less, including 3-2 this season.

▶ Nebraska is 9-5 (.642) this season when scoring more than 60 points and 33-14 (.702) in Tim Miles three seasons at NU when scoring more than 60 points.

▶ NU is 2-1 in extra periods this season, including a double OT win over Cincinnati. It is one shy of the school record of four, which has been set five times, most recently in 2007-08. NU is 60-42 (.588) all-time in overtime games.

▶ Four of Tim Miles' former assistants are Division I head coaches in 2014-15, including Craig Smith (South Dakota), Saul Phillips (Ohio), David Richmond (North Dakota State) and Niko Medved (Furman).

▶ Terran Petteway's 18.1 ppg scoring average is the highest by a Husker returnee since Aleks Maric averaged 18.5 ppg as a junior. Since World War II, only six returnees have averaged more points per game than Petteway's sophomore season (Aleks Maric, Tyrone Lue, Dave Hoppen, Andre Smith, Jerry Fort and Stu Lantz).



TIM MILES

Third Season at Nebraska

Alma Mater:
University of Mary ('89)

Head Coaching Experience

Nebraska, 2012-present; Colorado State, 2007-12; North Dakota State, 2001-07; Southwest Minnesota State, 1997-2001; Mayville State, 1995-97.

Assistant Coaching Experience

Northern State, 1989-95.

Family

Wife, Kari
Son, Gabriel
Daughter, Ava

Coaching Honors

- Jim Phelan National Coach of the Year, 2014
- Big Ten Coach of the Year, 2014
- Northern State University Hall of Fame
Jim Kretchman Coaching Award, 2014
- USBWA District VIII Coach of the Year, 2012
- Colleg Insider.com Mountain West Coach of the Year, 2010
- University of Mary Hall of Fame Inductee, 2007
- CBS Sportsline Division I Independent Coach of the Year, 2005-06
- North Central Region Coach of the Year, 2000-01
- Northern Sun Conference Coach of the Year, 2000-01
- NDCAC Coach of the Year, 1995-96

Year-by-Year Totals

Year	Team	Record	Pct.
1995-96	Mayville State	17-11	.607
1996-97	Mayville State	18-11	.621
	Two seasons	35-22	.614
1997-98	SW Minnesota State	16-11	.593
1998-99	SW Minnesota State	16-11	.593
1999-00	SW Minnesota State	18-10	.643
2000-01	SW Minnesota State	28-7	.800
	Four seasons	78-39	.667
2001-02	North Dakota State	11-15	.423
2002-03	North Dakota State	20-11	.645
2003-04	North Dakota State	16-13	.552
2004-05	North Dakota State	16-12	.571
2005-06	North Dakota State	16-12	.571
2006-07	North Dakota State	20-8	.714
	Six seasons	99-71	.582
2007-08	Colorado State	7-25	.219
2008-09	Colorado State	9-22	.290
2009-10	Colorado State	16-16	.500
2010-11	Colorado State	19-13	.594
2011-12	Colorado State	20-12	.625
	Five seasons	71-88	.447
2012-13	Nebraska	15-18	.455
2013-14	Nebraska	19-13	.594
2014-15	Nebraska	13-17	.433
	Three seasons	47-48	.495
Career	20 seasons	330-268	.552

A proven program builder who has enjoyed success at the Division I, Division II and NAIA levels, Tim Miles was named the 27th basketball coach at the University of Nebraska on March 24, 2012. He is believed to be the only active coach who has made national tournament appearances at four-year schools at the Division I, Division II and NAIA levels.

In 2013-14, Miles was named Big Ten Coach of the Year and Jim Phalen National Coach of the Year after guiding the Huskers to an 11-7 Big Ten mark and a fourth-place finish after the team was picked to finish 12th in the preseason. NU's 11 conference wins were its highest total since 1965-66, while the fourth-place finish was the Huskers' best since 1997-98. After a 1-5 conference start, Nebraska won 10 of its last 12 conference games, including a pair of wins over top-10 teams, en route to the school's first NCAA appearance in 16 seasons. Miles became the first Husker coach to garner conference coach of the year accolades since 1991.

The 2012-13 Huskers surpassed nearly every pundit's expectation, going 15-18, including three wins over NCAA Tournament teams and the program's first-ever Big Ten Tournament win. Nebraska played 17 games against NCAA Tournament teams while topping the previous year's total in both overall and Big Ten victories against a schedule which was rated as one of the toughest in the nation in 2012-13.

Before taking over the Nebraska program, Miles spent the previous five seasons building the Colorado State program into a contender in the Mountain West Conference. He increased his victory total in each of his five years at CSU, culminating in a 20-12 record and the school's first NCAA appearance in nine seasons during his final year in Fort Collins. After winning 16 games in his first two years, his teams went 55-41 over the last three years, reaching postseason play in each campaign.

The 2011-12 Rams posted the school's first 20-win season since the 1997-98 campaign while playing a schedule that was rated as the fourth-toughest in the country. Colorado State set a school record with three wins over ranked teams and placed three players on the All-Mountain West teams, and Miles was named the District VIII Coach of the Year by the U.S. Basketball Writers Association for his efforts. The Rams, one of four Mountain West teams to receive bids in the 2012 NCAA Tournament, averaged 70.1 points per game on the season and topped the Mountain West Conference in field-goal percentage (47.1), 3-point percentage (40.0) and free throw percentage (76.8).

Three of his players earned All-Mountain West honors, marking the program's most honorees in its half century affiliation with the WAC or Mountain West Conference. In 2010-11, Miles guided the program to a 19-13 record, a fourth-place finish in the Mountain West, and a berth in the NIT, reaching milestones at every step along the way.

With 19 years of experience as a head coach at four institutions, he has compiled a career record of 321-252 that includes three conference championships and seven postseason tournament appearances.

Before taking over the Colorado State program, Miles spent six seasons at North Dakota State, guiding the Bison through the transition to the Division I ranks. He won at least 16 games in each of his final five seasons at the school, including the program's first three years at the Division I level. Miles' tenure at NDSU was highlighted by a pair of road wins over top-15 squads in his final two seasons.

Miles showed his ability to turn around programs during his tenure at Southwest Minnesota State University. He took a program that had only one winning season in the previous decade and went 78-39 in his four seasons at the school, recorded the first 20-win season in school history, and led Southwest Minnesota State to its first back-to-back winning seasons in more than two decades.

Miles began his head coaching career at Mayville (N.D.) State University, guiding the program to a 35-22 record from 1995 to 1997 and a pair of conference titles. He began his coaching career as an assistant coach at Northern State for six seasons from 1989-90

through 1994-95 and helped the Wolves to five NAIA playoff appearances and five regional titles. He was the recruiting coordinator for NSU and was responsible for bringing in and coaching five All-Americans at that school.

A native of Doland, S.D., he graduated from the University of Mary in Bismarck, N.D., in 1989 and earned a master's degree in health and physical education from Northern State in Aberdeen, S.D., in 1990. He was inducted into the University of Mary Athletic Hall of Fame in 2007.

TIM MILES BY THE NUMBERS

2 - At North Dakota State (a Division I independent at the time), Tim Miles went 2-0 against ranked opponents, topping No. 13 Wisconsin in 2005-06 and No. 8 Marquette in 2006-07.

2 - The 2014-15 season will mark only the second time a Miles-coached team not tied or exceeded its previous season win total.

3 - Miles was one of only three coaches in Colorado State history to lead the Rams to three consecutive postseason appearances (2010-11-12).

3 - Number of CSU players who earned All-Mountain West honors in 2011-12, the most in the school's 50 years of league affiliation.

4TH - Colorado State's strength of schedule in 2011-12. The other schools in the top five included Michigan State (1st), UConn (2nd), Duke (3rd) and North Carolina (5th).

4 - Number of former assistants under Miles who are Division I head coaches in 2014-15.

10 - Miles' 2011-12 Colorado State team ranked in the top 10 nationally in both free throw (76.8) and 3-point percentage (40.0) in 2011-12, joining Missouri as the only other school in the country to rank in the top 10 in both categories.

11 - Nebraska's Big Ten wins in 2013-14, the most conference wins by a Husker team since 1965-66.

13TH - Nebraska's strength of schedule during the 2012-13 season.

30 - Colorado State's RPI in 2011-12, as he took the program's RPI from 273rd in his first season to 30th in 2011-12.

20 - Seasons that Tim Miles has been a head coach during the 2014-15 season. His teams have reached postseason play at the Division I, Division II and NAIA levels and during 19 previous years, his teams have failed to increase their win total only once.

1920 - The last time a Husker men's basketball coach won his first road game before Tim Miles accomplished the feat at Wake Forest in the ACC/Big Ten Challenge in 2012-13.

81,698 - Number of followers on twitter for @CoachMiles, where he provides a unique look into the program, including halftime tweets.

2014-15 NEBRASKA CORNHUSKERS TV & RADIO CHART



0 | TAI WEBSTER
So. | G | 6-4 | 199
Auckland, New Zealand



1 | ANDREW WHITE III
Jr. | G | 6-7 | 220
Richmond, Va.




2 | DAVID RIVERS
Sr. | F | 6-7 | 200
Little Rock, Ark.



3 | BENNY PARKER
Jr. | G | 5-9 | 172
Kansas City, Kan.



5 | TERRAN PETTEWAY
Jr. | G/F | 6-6 | 215
Galveston, Texas



10 | TREVOR MENKE
Sr. | G | 5-11 | 184
Beatrice, Neb.



11 | TARIN SMITH
Fr. | G | 6-2 | 175
Ocean Township, N.J.



12 | MOSES ABRAHAM
Sr. | C | 6-9 | 252
Kano, Nigeria



21 | LESLEE SMITH
Sr. | F | 6-8 | 255
Long Look, British Virgin Islands



23 | NICK FULLER
RFr. | G/F | 6-7 | 207
Sun Prairie, Wis.



24 | JAKE HAMMOND
Fr. | F | 6-10 | 230
Comanche, Okla.




30 | B.J. DAY
Jr. | G/F | 6-5 | 236
Lincoln, Neb.



31 | SHAVON SHIELDS
Jr. | G/F | 6-7 | 221
Olathe, Kan.



35 | WALTER PITCHFORD
Jr. | F | 6-10 | 237
Grand Rapids, Mich.



44 | KYE KURKOWSKI
Sr. | F | 6-11 | 221
Grant, Neb.



TIM MILES
Head Coach



CHRIS HARRIMAN
Assistant Coach



KENYA HUNTER
Assistant Coach




JIM MOLINARI
Assistant Coach



TEDDY OWENS
Director of Basketball
Operations




GREGORY EATON
Video Coordinator



BRETT SAPP
Administrative Coordinator



TIM WILSON
Strength Coach



ALI FAROKHMANESH
Graduate Assistant
Manager



2014-15 Record
13-17

Big Ten Record
5-13

AP
-

Coaches
-

Last Game
lost vs. No. 10 Maryland, 64-61, on March 8

Head Coach (Yr.)
Tim Miles (3rd)

Asst. Coaches
Chris Harriman (3rd)
Kenya Hunter (2nd)
Jim Molinari (1st)

NEBRASKA BASKETBALL

QR	Number	Player	Position	Height	Year	Location	Stats	Notes																							
	0		G	6-4	199	So. • AUCKLAND, NEW ZEALAND	<table border="1"> <thead> <tr> <th>MPG</th> <th>PTS</th> <th>REB</th> <th>AST</th> <th>FG%</th> <th>3FG%</th> <th>FT%</th> </tr> </thead> <tbody> <tr> <td>2014-15</td> <td>18.2</td> <td>4.0</td> <td>1.9</td> <td>1.1</td> <td>.358</td> <td>.220</td> <td>.737</td> </tr> <tr> <td>CAREER</td> <td>20.6</td> <td>4.0</td> <td>2.0</td> <td>1.6</td> <td>.330</td> <td>.200</td> <td>.656</td> </tr> </tbody> </table>	MPG	PTS	REB	AST	FG%	3FG%	FT%	2014-15	18.2	4.0	1.9	1.1	.358	.220	.737	CAREER	20.6	4.0	2.0	1.6	.330	.200	.656	Last Game: Had three points and a rebound in 18 minutes vs. No. 10 Maryland <ul style="list-style-type: none"> Tied season high with 13 points, including 2-of-2 from 3, and three boards vs. MSU Has been in double figures twice in 2014-15 and six times in his career Played for New Zealand at the FIBA World Cup over the summer in Spain
MPG	PTS	REB	AST	FG%	3FG%	FT%																									
2014-15	18.2	4.0	1.9	1.1	.358	.220	.737																								
CAREER	20.6	4.0	2.0	1.6	.330	.200	.656																								
	1		G	6-7	220	Jr. • RICHMOND, VA.	<table border="1"> <thead> <tr> <th>MPG</th> <th>PTS</th> <th>REB</th> <th>AST</th> <th>FG%</th> <th>3FG%</th> <th>FT%</th> </tr> </thead> <tbody> <tr> <td>2014-15</td> <td>0.0</td> <td>0.0</td> <td>0.0</td> <td>0.0</td> <td>0.0</td> <td>0.0</td> <td>0.0</td> </tr> <tr> <td>NU CAREER</td> <td>0.0</td> <td>0.0</td> <td>0.0</td> <td>0.0</td> <td>0.0</td> <td>0.0</td> <td>0.0</td> </tr> </tbody> </table>	MPG	PTS	REB	AST	FG%	3FG%	FT%	2014-15	0.0	0.0	0.0	0.0	0.0	0.0	0.0	NU CAREER	0.0	0.0	0.0	0.0	0.0	0.0	0.0	Last Game: Will sit out the 2014-15 season because of NCAA transfer rules <ul style="list-style-type: none"> Spent two seasons at KU, helping the Jayhawks to a pair of Big 12 titles Ranked No. 48 by ESPN100 and No. 51 by Rivals.com in the class of 2012 Averaged 22.9 points and 10 rebounds per game as a senior at The Miller School
MPG	PTS	REB	AST	FG%	3FG%	FT%																									
2014-15	0.0	0.0	0.0	0.0	0.0	0.0	0.0																								
NU CAREER	0.0	0.0	0.0	0.0	0.0	0.0	0.0																								
	2		F	6-7	200	Sr. • LITTLE ROCK, ARK.	<table border="1"> <thead> <tr> <th>MPG</th> <th>PTS</th> <th>REB</th> <th>AST</th> <th>FG%</th> <th>3FG%</th> <th>FT%</th> </tr> </thead> <tbody> <tr> <td>2014-15</td> <td>23.6</td> <td>4.4</td> <td>4.1</td> <td>0.7</td> <td>.481</td> <td>1.000</td> <td>.615</td> </tr> <tr> <td>CAREER</td> <td>20.5</td> <td>3.9</td> <td>3.0</td> <td>0.6</td> <td>.425</td> <td>.217</td> <td>.587</td> </tr> </tbody> </table>	MPG	PTS	REB	AST	FG%	3FG%	FT%	2014-15	23.6	4.4	4.1	0.7	.481	1.000	.615	CAREER	20.5	3.9	3.0	0.6	.425	.217	.587	Last Game: Had three points and five rebounds (four offensive) before fouling out <ul style="list-style-type: none"> Collected his first career double-double (10 points/11 rebounds) at Ohio State Grabbed 13 rebounds - most by a Husker since 2009 - and had 8 points vs. Ohio Had 12 points on 5-of-5 shooting and six rebounds vs. Northern Kentucky
MPG	PTS	REB	AST	FG%	3FG%	FT%																									
2014-15	23.6	4.4	4.1	0.7	.481	1.000	.615																								
CAREER	20.5	3.9	3.0	0.6	.425	.217	.587																								
	3		G	5-9	172	Jr. • KANSAS CITY, KAN.	<table border="1"> <thead> <tr> <th>MPG</th> <th>PTS</th> <th>REB</th> <th>AST</th> <th>FG%</th> <th>3FG%</th> <th>FT%</th> </tr> </thead> <tbody> <tr> <td>2014-15</td> <td>28.3</td> <td>4.3</td> <td>2.2</td> <td>1.8</td> <td>.348</td> <td>.300</td> <td>.722</td> </tr> <tr> <td>CAREER</td> <td>21.1</td> <td>3.1</td> <td>1.5</td> <td>1.6</td> <td>.383</td> <td>.241</td> <td>.726</td> </tr> </tbody> </table>	MPG	PTS	REB	AST	FG%	3FG%	FT%	2014-15	28.3	4.3	2.2	1.8	.348	.300	.722	CAREER	21.1	3.1	1.5	1.6	.383	.241	.726	Last Game: Had three steals, two rebounds and went 1-of-2 from the line <ul style="list-style-type: none"> Totaled a career-high 12 points on 5-of-7 shooting and three assists at Hawaii Had six points, including go-ahead basket in 2nd OT, and five boards vs. Cincinnati Had seven points & tied then-career bests in steals (4) and rebounds (3) at FSU
MPG	PTS	REB	AST	FG%	3FG%	FT%																									
2014-15	28.3	4.3	2.2	1.8	.348	.300	.722																								
CAREER	21.1	3.1	1.5	1.6	.383	.241	.726																								
	5		G/F	6-6	215	Jr. • GALVESTON, TEXAS	<table border="1"> <thead> <tr> <th>MPG</th> <th>PTS</th> <th>REB</th> <th>AST</th> <th>FG%</th> <th>3FG%</th> <th>FT%</th> </tr> </thead> <tbody> <tr> <td>2014-15</td> <td>34.9</td> <td>17.8</td> <td>5.0</td> <td>2.8</td> <td>.395</td> <td>.305</td> <td>.701</td> </tr> <tr> <td>NU CAREER</td> <td>33.3</td> <td>18.0</td> <td>4.9</td> <td>2.2</td> <td>.410</td> <td>.314</td> <td>.765</td> </tr> </tbody> </table>	MPG	PTS	REB	AST	FG%	3FG%	FT%	2014-15	34.9	17.8	5.0	2.8	.395	.305	.701	NU CAREER	33.3	18.0	4.9	2.2	.410	.314	.765	Last Game: Picked up second double-double (19 pt/10 reb.) vs. No. 10 Maryland <ul style="list-style-type: none"> His career scoring average of 18.0 points per game at NU is second all time Posted 3rd career 30-point game with 32 points vs. Michigan State Has a team-high 12 20-point games in 2014-15 and 24 in his career
MPG	PTS	REB	AST	FG%	3FG%	FT%																									
2014-15	34.9	17.8	5.0	2.8	.395	.305	.701																								
NU CAREER	33.3	18.0	4.9	2.2	.410	.314	.765																								
	10		G	5-11	184	Sr. • BEATRICE, NEB.	<table border="1"> <thead> <tr> <th>MPG</th> <th>PTS</th> <th>REB</th> <th>AST</th> <th>FG%</th> <th>3FG%</th> <th>FT%</th> </tr> </thead> <tbody> <tr> <td>2014-15</td> <td>1.9</td> <td>0.4</td> <td>0.0</td> <td>0.0</td> <td>.500</td> <td>.500</td> <td>.000</td> </tr> <tr> <td>CAREER</td> <td>3.2</td> <td>0.3</td> <td>0.1</td> <td>0.2</td> <td>.231</td> <td>.300</td> <td>.500</td> </tr> </tbody> </table>	MPG	PTS	REB	AST	FG%	3FG%	FT%	2014-15	1.9	0.4	0.0	0.0	.500	.500	.000	CAREER	3.2	0.3	0.1	0.2	.231	.300	.500	Last Game: Did not play vs. No. 10 Maryland <ul style="list-style-type: none"> Fifth-year senior walk-on who is working on his master's degree (May '14 grad) Was put on scholarship for the Spring 2015 semester Hit a 3-pointer against Omaha for his only basket of the year
MPG	PTS	REB	AST	FG%	3FG%	FT%																									
2014-15	1.9	0.4	0.0	0.0	.500	.500	.000																								
CAREER	3.2	0.3	0.1	0.2	.231	.300	.500																								
	11		G	6-2	175	Fr. • OCEAN TOWNSHIP, N.J.	<table border="1"> <thead> <tr> <th>MPG</th> <th>PTS</th> <th>REB</th> <th>AST</th> <th>FG%</th> <th>3FG%</th> <th>FT%</th> </tr> </thead> <tbody> <tr> <td>2014-15</td> <td>17.6</td> <td>4.5</td> <td>1.6</td> <td>0.7</td> <td>.459</td> <td>.345</td> <td>.605</td> </tr> <tr> <td>CAREER</td> <td>17.6</td> <td>4.5</td> <td>1.6</td> <td>0.7</td> <td>.459</td> <td>.345</td> <td>.605</td> </tr> </tbody> </table>	MPG	PTS	REB	AST	FG%	3FG%	FT%	2014-15	17.6	4.5	1.6	0.7	.459	.345	.605	CAREER	17.6	4.5	1.6	0.7	.459	.345	.605	Last Game: Played just 14 minutes vs. Maryland and had one assist <ul style="list-style-type: none"> Led NU with 13 points on 5-of-6 shooting (3-of-3 from 3) at Ohio State Tied or set personal bests in points (eight) and rebounds (seven) at Mich. Two-year starter for Bob Hurley at St. Anthony, going 53-7 in those two years
MPG	PTS	REB	AST	FG%	3FG%	FT%																									
2014-15	17.6	4.5	1.6	0.7	.459	.345	.605																								
CAREER	17.6	4.5	1.6	0.7	.459	.345	.605																								
	12		C	6-9	252	Sr. • KANO, NIGERIA	<table border="1"> <thead> <tr> <th>MPG</th> <th>PTS</th> <th>REB</th> <th>AST</th> <th>FG%</th> <th>3FG%</th> <th>FT%</th> </tr> </thead> <tbody> <tr> <td>2014-15</td> <td>10.1</td> <td>1.5</td> <td>3.1</td> <td>0.1</td> <td>.500</td> <td>.000</td> <td>.500</td> </tr> <tr> <td>NU CAREER</td> <td>10.1</td> <td>1.5</td> <td>3.1</td> <td>0.1</td> <td>.500</td> <td>.000</td> <td>.500</td> </tr> </tbody> </table>	MPG	PTS	REB	AST	FG%	3FG%	FT%	2014-15	10.1	1.5	3.1	0.1	.500	.000	.500	NU CAREER	10.1	1.5	3.1	0.1	.500	.000	.500	Last Game: Played just six first-half minutes vs. No. 10 Maryland <ul style="list-style-type: none"> Missed eight games w/broken hand and returned on Jan. 8 vs. Rutgers Had seven rebounds at Rhode Island and against Omaha Graduate transfer who received a degree in economics at Georgetown in 2014
MPG	PTS	REB	AST	FG%	3FG%	FT%																									
2014-15	10.1	1.5	3.1	0.1	.500	.000	.500																								
NU CAREER	10.1	1.5	3.1	0.1	.500	.000	.500																								
	21		F	6-8	255	Sr. • LONG LOOK, BRITISH VIRGIN ISLANDS	<table border="1"> <thead> <tr> <th>MPG</th> <th>PTS</th> <th>REB</th> <th>AST</th> <th>FG%</th> <th>3FG%</th> <th>FT%</th> </tr> </thead> <tbody> <tr> <td>2013-14</td> <td>12.5</td> <td>3.1</td> <td>2.8</td> <td>0.5</td> <td>.478</td> <td>.000</td> <td>.429</td> </tr> <tr> <td>NU CAREER</td> <td>15.4</td> <td>4.6</td> <td>4.1</td> <td>0.4</td> <td>.509</td> <td>.000</td> <td>.587</td> </tr> </tbody> </table>	MPG	PTS	REB	AST	FG%	3FG%	FT%	2013-14	12.5	3.1	2.8	0.5	.478	.000	.429	NU CAREER	15.4	4.6	4.1	0.4	.509	.000	.587	Last Game: Had two points and four rebounds as he battled foul trouble vs. Maryland <ul style="list-style-type: none"> Established season bests in points (eight), rebounds (nine) and assists (two) at Illinois Made 2014-15 debut w/two rebounds, two assists and a blocked shot on Jan. 8 Suffered a torn ACL at the FIBA Caribbean Basketball Championships on July 3
MPG	PTS	REB	AST	FG%	3FG%	FT%																									
2013-14	12.5	3.1	2.8	0.5	.478	.000	.429																								
NU CAREER	15.4	4.6	4.1	0.4	.509	.000	.587																								
	23		G/F	6-7	207	R-Fr. • SUN PRAIRIE, WIS.	<table border="1"> <thead> <tr> <th>MPG</th> <th>PTS</th> <th>REB</th> <th>AST</th> <th>FG%</th> <th>3FG%</th> <th>FT%</th> </tr> </thead> <tbody> <tr> <td>2014-15</td> <td>8.1</td> <td>2.1</td> <td>1.3</td> <td>0.3</td> <td>.520</td> <td>.375</td> <td>.833</td> </tr> <tr> <td>CAREER</td> <td>8.1</td> <td>2.1</td> <td>1.3</td> <td>0.3</td> <td>.520</td> <td>.375</td> <td>.833</td> </tr> </tbody> </table>	MPG	PTS	REB	AST	FG%	3FG%	FT%	2014-15	8.1	2.1	1.3	0.3	.520	.375	.833	CAREER	8.1	2.1	1.3	0.3	.520	.375	.833	Last Game: Had one rebound in six minutes off the bench vs. Maryland <ul style="list-style-type: none"> Totaled season bests in points (12), rebounds (five) at No. 16 Maryland Made his first career start and had five points and five rebounds vs. Iowa Redshirted as a freshman and was named Lifter of the Year by his teammates
MPG	PTS	REB	AST	FG%	3FG%	FT%																									
2014-15	8.1	2.1	1.3	0.3	.520	.375	.833																								
CAREER	8.1	2.1	1.3	0.3	.520	.375	.833																								
	24		F	6-10	230	Fr. • COMANCHE, OKLA.	<table border="1"> <thead> <tr> <th>MPG</th> <th>PTS</th> <th>REB</th> <th>AST</th> <th>FG%</th> <th>3FG%</th> <th>FT%</th> </tr> </thead> <tbody> <tr> <td>2014-15</td> <td>3.3</td> <td>0.3</td> <td>0.6</td> <td>0.1</td> <td>.250</td> <td>.000</td> <td>.500</td> </tr> <tr> <td>CAREER</td> <td>3.3</td> <td>0.3</td> <td>0.6</td> <td>0.1</td> <td>.250</td> <td>.000</td> <td>.500</td> </tr> </tbody> </table>	MPG	PTS	REB	AST	FG%	3FG%	FT%	2014-15	3.3	0.3	0.6	0.1	.250	.000	.500	CAREER	3.3	0.3	0.6	0.1	.250	.000	.500	Last Game: Did not play vs. No. 10 Maryland <ul style="list-style-type: none"> Scored his first career basket and blocked a shot in eight minutes vs. Cent. Arkansas Averaged 26.2 points, 14.8 rebounds & 5.7 blocks per game at Comanche (Okla.) HS Rated as the No. 2 prospect in the state of Oklahoma by both ESPN.com & 247Sports
MPG	PTS	REB	AST	FG%	3FG%	FT%																									
2014-15	3.3	0.3	0.6	0.1	.250	.000	.500																								
CAREER	3.3	0.3	0.6	0.1	.250	.000	.500																								
	30		G/F	6-5	234	Fr. • LINCOLN, NEB.	<table border="1"> <thead> <tr> <th>MPG</th> <th>PTS</th> <th>REB</th> <th>AST</th> <th>FG%</th> <th>3FG%</th> <th>FT%</th> </tr> </thead> <tbody> <tr> <td>2014-15</td> <td>0.0</td> <td>0.0</td> <td>0.0</td> <td>0.0</td> <td>0.0</td> <td>0.0</td> <td>0.0</td> </tr> <tr> <td>CAREER</td> <td>0.0</td> <td>0.0</td> <td>0.0</td> <td>0.0</td> <td>0.0</td> <td>0.0</td> <td>0.0</td> </tr> </tbody> </table>	MPG	PTS	REB	AST	FG%	3FG%	FT%	2014-15	0.0	0.0	0.0	0.0	0.0	0.0	0.0	CAREER	0.0	0.0	0.0	0.0	0.0	0.0	0.0	Last Game: Is redshirting this season after suffering a torn ACL in October <ul style="list-style-type: none"> Earned second-team all-state honors at Lincoln Southeast HS, averaging 14.5 points & 6.5 rebounds per game in 2013-14 Father (Bernard) started for NU for two years, sharing team MVP honors in 1985-86
MPG	PTS	REB	AST	FG%	3FG%	FT%																									
2014-15	0.0	0.0	0.0	0.0	0.0	0.0	0.0																								
CAREER	0.0	0.0	0.0	0.0	0.0	0.0	0.0																								
	31		G/F	6-7	221	Jr. • OLATHE, KAN.	<table border="1"> <thead> <tr> <th>MPG</th> <th>PTS</th> <th>REB</th> <th>AST</th> <th>FG%</th> <th>3FG%</th> <th>FT%</th> </tr> </thead> <tbody> <tr> <td>2014-15</td> <td>35.3</td> <td>15.3</td> <td>5.9</td> <td>2.1</td> <td>.449</td> <td>.200</td> <td>.829</td> </tr> <tr> <td>NU CAREER</td> <td>32.3</td> <td>12.3</td> <td>5.6</td> <td>1.5</td> <td>.452</td> <td>.271</td> <td>.755</td> </tr> </tbody> </table>	MPG	PTS	REB	AST	FG%	3FG%	FT%	2014-15	35.3	15.3	5.9	2.1	.449	.200	.829	NU CAREER	32.3	12.3	5.6	1.5	.452	.271	.755	Last Game: Totaled 26 points for his seventh 20-point game of the season <ul style="list-style-type: none"> First-Team Academic All-American (3.73 in biological sciences) Scored a career-high 35 points vs. Omaha on 12-of-16 shooting Posted fourth career double-double vs. Central Arkansas (16 pts.; 11 reb.)
MPG	PTS	REB	AST	FG%	3FG%	FT%																									
2014-15	35.3	15.3	5.9	2.1	.449	.200	.829																								
NU CAREER	32.3	12.3	5.6	1.5	.452	.271	.755																								
	35		F	6-10	237	Jr. • GRAND RAPIDS, MICH.	<table border="1"> <thead> <tr> <th>MPG</th> <th>PTS</th> <th>REB</th> <th>AST</th> <th>FG%</th> <th>3FG%</th> <th>FT%</th> </tr> </thead> <tbody> <tr> <td>2014-15</td> <td>27.6</td> <td>7.5</td> <td>4.7</td> <td>0.5</td> <td>.383</td> <td>.291</td> <td>.500</td> </tr> <tr> <td>NU CAREER</td> <td>25.3</td> <td>8.4</td> <td>4.7</td> <td>0.5</td> <td>.430</td> <td>.348</td> <td>.617</td> </tr> </tbody> </table>	MPG	PTS	REB	AST	FG%	3FG%	FT%	2014-15	27.6	7.5	4.7	0.5	.383	.291	.500	NU CAREER	25.3	8.4	4.7	0.5	.430	.348	.617	Last Game: Had seven points and four rebounds in 20 minutes off the bench <ul style="list-style-type: none"> Matched career best w/19 points & grabbed seven rebounds at No. 16 Maryland Had 14 points, including three 3-pointers, in 27 minutes vs. Northwestern Posted third career double-double with 10 points & 10 rebounds at Hawaii
MPG	PTS	REB	AST	FG%	3FG%	FT%																									
2014-15	27.6	7.5	4.7	0.5	.383	.291	.500																								
NU CAREER	25.3	8.4	4.7	0.5	.430	.348	.617																								
	44		F	6-11	221	Sr. • GRANT, NEB.	<table border="1"> <thead> <tr> <th>MPG</th> <th>PTS</th> <th>REB</th> <th>AST</th> <th>FG%</th> <th>3FG%</th> <th>FT%</th> </tr> </thead> <tbody> <tr> <td>2014-15</td> <td>1.7</td> <td>0.3</td> <td>0.4</td> <td>0.0</td> <td>.500</td> <td>.000</td> <td>.000</td> </tr> <tr> <td>CAREER</td> <td>1.7</td> <td>0.3</td> <td>0.4</td> <td>0.0</td> <td>.750</td> <td>.000</td> <td>.000</td> </tr> </tbody> </table>	MPG	PTS	REB	AST	FG%	3FG%	FT%	2014-15	1.7	0.3	0.4	0.0	.500	.000	.000	CAREER	1.7	0.3	0.4	0.0	.750	.000	.000	Last Game: Did not play vs. No. 10 Maryland <ul style="list-style-type: none"> 3x Academic All-Big Ten pick who graduated w/degree in agricultural engineering Has played in 20 career games and has six points on 3-of-4 shooting First-team all-district as a senior, averaging 12.9 points & 9.2 rebounds per game
MPG	PTS	REB	AST	FG%	3FG%	FT%																									
2014-15	1.7	0.3	0.4	0.0	.500	.000	.000																								
CAREER	1.7	0.3	0.4	0.0	.750	.000	.000																								

Nebraska Basketball
Nebraska Combined Team Statistics (as of Mar 09, 2015)
All games

RECORD:	OVERALL	HOME	AWAY	NEUTRAL
ALL GAMES	13-17	10-6	1-11	2-0
CONFERENCE	5-13	5-4	0-9	0-0
NON-CONFERENCE	8-4	5-2	1-2	2-0

##	Player	gp-gs	min	avg	Total		3-Point		F-Throw		Rebounds				pf	dq	a	to	blk	stl	pts	avg
					fg-fga	fg%	3fg-fga	3fg%	ft-fa	ft%	off	def	tot	avg								
05	Petteway, Terran	30-30	1048	34.9	177-448	.395	64-210	.305	117-167	.701	17	133	150	5.0	91	3	85	101	27	33	535	17.8
31	Shields, Shavon	30-30	1060	35.3	155-345	.449	17-85	.200	131-158	.829	43	133	176	5.9	70	0	63	80	5	32	458	15.3
35	Pitchford, Walter	29-26	800	27.6	82-214	.383	37-127	.291	16-32	.500	29	108	137	4.7	72	0	14	33	14	10	217	7.5
11	Smith, Tarin	30-3	528	17.6	51-111	.459	10-29	.345	23-38	.605	11	37	48	1.6	38	1	21	24	9	18	135	4.5
02	Rivers, David	29-24	684	23.6	51-106	.481	1-1	1.000	24-39	.615	51	68	119	4.1	73	3	20	15	6	13	127	4.4
03	Parker, Benny	30-24	849	28.3	39-112	.348	12-40	.300	39-54	.722	8	59	67	2.2	69	2	53	36	1	43	129	4.3
00	Webster, Tai	29-4	528	18.2	38-106	.358	11-50	.220	28-38	.737	11	44	55	1.9	61	2	33	38	4	20	115	4.0
21	Smith, Leslee	16-8	200	12.5	22-46	.478	0-0	.000	6-14	.429	15	30	45	2.8	27	0	8	12	8	10	50	3.1
23	Fuller, Nick	16-1	129	8.1	13-25	.520	3-8	.375	5-6	.833	8	13	21	1.3	12	0	4	4	2	2	34	2.1
12	Abraham, Moses	21-0	213	10.1	14-28	.500	0-0	.000	4-8	.500	26	39	65	3.1	41	0	2	19	10	5	32	1.5
10	Menke, Trevor	7-0	13	1.9	1-2	.500	1-2	.500	0-0	.000	0	0	0	0.0	1	0	0	0	0	0	3	0.4
44	Kurkowski, Kye	7-0	12	1.7	1-2	.500	0-0	.000	0-0	.000	2	1	3	0.4	0	0	0	1	0	0	2	0.3
24	Hammond, Jake	11-0	36	3.3	1-5	.200	0-0	.000	1-3	.333	3	4	7	0.6	6	0	1	2	2	0	3	0.3
Team											29	49	78		1		10					
Total.....		30	6100		645-1550	.416	156-552	.283	394-557	.707	253	718	971	32.4	562	11	304	375	88	186	1840	61.3
Opponents.....		30	6100		634-1572	.403	199-600	.332	422-605	.698	315	736	1051	35.0	538	6	316	402	80	174	1889	63.0

TEAM STATISTICS	NEB	OPP	Date	Opponent	Score	Att.
SCORING	1840	1889	11/16/14	NORTHERN KENTUCKY	w 80-61	15479
Points per game	61.3	63.0	11/18/14	CENTRAL ARKANSAS	w 82-56	15389
Scoring margin	-1.6	-	11/22/14	at Rhode Island	Lot 62-66	7657
FIELD GOALS-ATT	645-1550	634-1572	11/25/14	OMAHA	w 80-67	15889
Field goal pct	.416	.403	11/28/14	TENNESSEE-MARTIN	w 75-64	15987
3 POINT FG-ATT	156-552	199-600	12/01/14	at Florida State	w 70-65	6406
3-point FG pct	.283	.332	12/07/14	CREIGHTON	L 55-65	15782
3-pt FG made per game	5.2	6.6	12/10/14	INCARNATE WORD	L 73-74	15275
FREE THROWS-ATT	394-557	422-605	12/13/14	CINCINNATI	Wo2 56-55	15607
Free throw pct	.707	.698	12-22-14	at Hawai'i	L 58-66	8448
F-Throws made per game	13.1	14.1	12/23/14	vs Loyola Marymount	Wot 50-42	7140
REBOUNDS	971	1051	12/25/14	vs Ohio	w 71-58	0
Rebounds per game	32.4	35.0	* 12/31/14	INDIANA	L 65-70	14987
Rebounding margin	-2.7	-	* 01/05/15	at Iowa	L 59-70	12789
ASSISTS	304	316	* 01/08/15	RUTGERS	w 65-49	14857
Assists per game	10.1	10.5	* 01/11/15	ILLINOIS	w 53-43	15514
TURNOVERS	375	402	* 01/15/15	at Wisconsin	L 55-70	17279
Turnovers per game	12.5	13.4	* 01/20/15	MINNESOTA	w 52-49	15606
Turnover margin	+0.9	-	* 01/24/15	MICHIGAN STATE	w 79-77	15757
Assist/turnover ratio	0.8	0.8	* 01/27/15	at Michigan	L 44-58	12115
STEALS	186	174	* 01/31/15	at Minnesota	L 42-60	13253
Steals per game	6.2	5.8	* 02/03/15	NORTHWESTERN	w 76-60	15482
BLOCKS	88	80	* 2/7/15	at Penn State	L 43-56	11702
Blocks per game	2.9	2.7	* 02/10/15	WISCONSIN	L 55-65	15701
ATTENDANCE	249101	156275	* 02/15/15	at Purdue	L 54-66	14313
Home games-Avg/Game	16-15569	12-12428	* 02/19/15	at Maryland	L 65-69	14376
Neutral site-Avg/Game	-	2-3570	* 02/22/15	IOWA	L 46-74	15933
Score by Periods	1st	2nd	OT	OT2	Totals	
Nebraska	835	969	32	4	1840	
Opponents	867	991	28	3	1889	

* = Conference game

Nebraska Basketball
Nebraska Combined Team Statistics (as of Mar 09, 2015)
Conference games

RECORD:	OVERALL	HOME	AWAY	NEUTRAL
ALL GAMES	5-13	5-4	0-9	0-0
CONFERENCE	5-13	5-4	0-9	0-0
NON-CONFERENCE	0-0	0-0	0-0	0-0

##	Player	gp-gs	min	avg	Total		3-Point		F-Throw		Rebounds				pf	dq	a	to	blk	stl	pts	avg
					fg-fga	fg%	3fg-fga	3fg%	ft-fa	ft%	off	def	tot	avg								
05	Petteway, Terran	18-18	632	35.1	103-271	.380	39-133	.293	59-87	.678	11	72	83	4.6	57	1	53	54	13	16	304	16.9
31	Shields, Shavon	18-18	622	34.6	91-214	.425	9-56	.161	61-78	.782	21	72	93	5.2	42	0	39	40	3	22	252	14.0
35	Pitchford, Walter	17-14	466	27.4	51-123	.415	19-69	.275	7-10	.700	18	63	81	4.8	34	0	9	14	5	5	128	7.5
11	Smith, Tarin	18-3	346	19.2	35-76	.461	7-20	.350	11-20	.550	6	30	36	2.0	22	1	12	16	6	12	88	4.9
02	Rivers, David	17-12	327	19.2	27-56	.482	1-1	1.000	7-16	.438	21	26	47	2.8	43	3	11	7	2	6	62	3.6
00	Webster, Tai	17-1	290	17.1	18-50	.360	6-20	.300	14-19	.737	5	24	29	1.7	32	1	19	15	1	11	56	3.3
21	Smith, Leslee	16-8	200	12.5	22-46	.478	0-0	.000	6-14	.429	15	30	45	2.8	27	0	8	12	8	10	50	3.1
03	Parker, Benny	18-15	483	26.8	15-57	.263	4-23	.174	13-17	.765	5	36	41	2.3	40	0	26	15	1	20	47	2.6
23	Fuller, Nick	11-1	104	9.5	11-21	.524	2-6	.333	4-5	.800	7	10	17	1.5	8	0	1	3	2	2	28	2.5
12	Abraham, Moses	14-0	106	7.6	5-14	.357	0-0	.000	2-5	.400	14	13	27	1.9	23	0	1	11	3	3	12	0.9
24	Hammond, Jake	5-0	11	2.2	0-2	.000	0-0	.000	1-2	.500	2	1	3	0.6	3	0	0	0	1	0	1	0.2
44	Kurkowski, Kye	4-0	6	1.5	0-1	.000	0-0	.000	0-0	.000	1	1	2	0.5	0	0	0	0	0	0	0	0.0
10	Menke, Trevor	4-0	7	1.8	0-0	.000	0-0	.000	0-0	.000	0	0	0	0.0	0	0	0	0	0	0	0	0.0
Team																						
Total.....		18	3600		378-931	.406	87-328	.265	185-273	.678	147	398	545	30.3	332	6	179	195	45	107	1028	57.1
Opponents.....		18	3600		378-900	.420	125-346	.361	269-371	.725	179	447	626	34.8	289	1	202	213	58	91	1150	63.9

TEAM STATISTICS	NEB	OPP	Date	Opponent	Score	Att.
SCORING	1028	1150	* 12/31/14	INDIANA	L 65-70	14987
Points per game	57.1	63.9	* 01/05/15	at Iowa	L 59-70	12789
Scoring margin	-6.8	-	* 01/08/15	RUTGERS	w 65-49	14857
FIELD GOALS-ATT	378-931	378-900	* 01/11/15	ILLINOIS	w 53-43	15514
Field goal pct	.406	.420	* 01/15/15	at Wisconsin	L 55-70	17279
3 POINT FG-ATT	87-328	125-346	* 01/20/15	MINNESOTA	w 52-49	15606
3-point FG pct	.265	.361	* 01/24/15	MICHIGAN STATE	w 79-77	15757
3-pt FG made per game	4.8	6.9	* 01/27/15	at Michigan	L 44-58	12115
FREE THROWS-ATT	185-273	269-371	* 01/31/15	at Minnesota	L 42-60	13253
Free throw pct	.678	.725	* 02/03/15	NORTHWESTERN	w 76-60	15482
F-Throws made per game	10.3	14.9	* 2/7/15	at Penn State	L 43-56	11702
REBOUNDS	545	626	* 02/10/15	WISCONSIN	L 55-65	15701
Rebounds per game	30.3	34.8	* 02/15/15	at Purdue	L 54-66	14313
Rebounding margin	-4.5	-	* 02/19/15	at Maryland	L 65-69	14376
ASSISTS	179	202	* 02/22/15	IOWA	L 46-74	15933
Assists per game	9.9	11.2	* 2/26/15	at Ohio State	L 57-81	13712
TURNOVERS	195	213	* 03/04/15	at Illinois	L 57-69	17085
Turnovers per game	10.8	11.8	* 03/08/15	MARYLAND	L 61-64	15856
Turnover margin	+1.0	-				
Assist/turnover ratio	0.9	0.9				
STEALS	107	91				
Steals per game	5.9	5.1				
BLOCKS	45	58				
Blocks per game	2.5	3.2				
ATTENDANCE	139693	126624				
Home games-Avg/Game	9-15521	9-14069				
Neutral site-Avg/Game	-	0-0				

* = Conference game

Score by Periods	1st	2nd	Totals
Nebraska	446	582	1028
Opponents	541	609	1150

Nebraska Basketball
Nebraska Team Game-by-Game Comparison (as of Mar 09, 2015)
All games

Opponent	1st	2nd	Score	Mar	Total FG	FG Pct	3-Pointers	3FG Pct	Free Throws	FT Pct	Rebounds	Assist	T/Over	Block	Steal	Fouls
NORTHERN KENTUCKY	45/30	35/31	80-61	+19	23-48/21-58	.479/.362	8-22/8-23	.364/.348	26-30/11-21	.867/.524	33/36 (3)	10/9	10/13	7/0	6/3	22/24
CENTRAL ARKANSAS	43/34	39/22	82-56	+26	27-51/19-58	.529/.328	5-16/7-26	.313/.269	23-34/11-19	.676/.579	40/35 +5	12/13	15/18	5/3	8/6	15/26
Rhode Island	23/19	30/34	62-66	(4)	21-57/21-61	.368/.344	3-20/3-19	.150/.158	17-22/21-33	.773/.636	36/49 (13)	10/9	16/16	6/5	6/7	23/23
OMAHA	42/34	38/33	80-67	+13	28-53/23-56	.528/.411	6-19/6-18	.316/.333	18-31/15-22	.581/.682	42/28 +14	14/7	20/19	3/1	11/13	21/19
TENNESSEE-MARTIN	40/27	35/37	75-64	+11	26-55/23-52	.473/.442	10-23/11-27	.435/.407	13-16/7-7	.813/1000	34/25 +9	13/11	16/18	3/2	3/10	12/18
Florida State	37/21	33/44	70-65	+5	24-58/22-54	.414/.407	7-19/2-18	.368/.111	15-19/19-32	.789/.594	30/41 (11)	12/10	13/17	1/3	7/6	28/17
CREIGHTON	28/27	27/38	55-65	(10)	23-61/24-51	.377/.471	6-23/10-23	.261/.435	3-8/7-9	.375/.778	33/36 (3)	14/15	11/12	3/3	4/1	17/13
INCARNATE WORD	32/33	41/41	73-74	(1)	22-52/25-52	.423/.481	5-17/8-24	.294/.333	24-32/16-22	.750/.727	36/26 +10	13/8	14/12	1/2	6/9	20/26
CINCINNATI	23/21	21/23	56-55	+1	16-49/20-63	.327/.317	4-17/3-17	.235/.176	20-23/12-24	.870/.500	42/43 (1)	3/11	22/18	4/3	5/9	21/21
Hawai'i	23/34	35/32	58-66	(8)	20-46/24-64	.435/.375	5-16/4-18	.313/.222	13-23/14-19	.565/.737	39/38 +1	7/9	18/11	4/0	6/9	22/23
Loyola Marymount	21/16	14/19	50-42	+8	14-38/14-50	.368/.280	6-17/5-19	.353/.263	16-19/9-11	.842/.818	22/40 (18)	8/5	13/20	2/0	7/3	13/20
Ohio	32/30	39/28	71-58	+13	23-51/20-53	.451/.377	4-15/7-22	.267/.318	21-27/11-15	.778/.733	39/28 +11	9/7	12/15	4/0	10/7	16/19
INDIANA	32/40	33/30	65-70	(5)	23-59/27-60	.390/.450	7-18/7-24	.389/.292	12-17/9-17	.706/.529	31/44 (13)	11/13	8/11	5/2	7/2	17/17
Iowa	28/35	31/35	59-70	(11)	22-48/17-44	.458/.386	2-14/5-20	.143/.250	13-21/31-38	.619/.816	29/32 (3)	5/11	10/9	3/3	3/7	24/18
RUTGERS	26/23	39/26	65-49	+16	27-55/17-49	.491/.347	5-15/2-13	.333/.154	6-13/13-23	.462/.565	31/39 (8)	14/5	9/19	4/2	8/3	20/16
ILLINOIS	28/22	25/21	53-43	+10	21-49/15-55	.429/.273	6-17/6-29	.353/.207	5-5/7-8	1000/.875	38/30 +8	10/7	13/9	4/4	5/7	10/13
Wisconsin	27/37	28/33	55-70	(15)	21-50/21-43	.420/.488	5-17/11-21	.294/.524	8-14/17-23	.571/.739	24/27 (3)	9/9	5/6	0/4	5/1	18/14
MINNESOTA	24/25	28/24	52-49	+3	17-42/16-52	.405/.308	4-19/8-20	.211/.400	14-21/9-19	.667/.474	37/36 +1	12/9	15/16	1/2	6/9	21/22
MICHIGAN STATE	39/25	40/52	79-77	+2	22-45/27-66	.489/.409	6-17/8-23	.353/.348	29-37/15-25	.784/.600	26/48 (22)	6/12	10/16	2/0	7/8	22/27
Michigan	18/23	26/35	44-58	(14)	15-49/22-46	.306/.478	4-19/6-14	.211/.429	10-14/8-8	.714/1000	26/34 (8)	6/12	10/13	2/2	3/3	12/14
Minnesota	16/23	26/37	42-60	(18)	17-46/21-48	.370/.438	4-20/4-13	.200/.308	4-5/14-17	.800/.824	30/27 +3	14/13	20/12	5/6	5/10	16/12
NORTHWESTERN	35/33	41/27	76-60	+16	27-43/21-46	.628/.457	10-21/11-27	.476/.407	12-15/7-10	.800/.700	26/19 +7	17/15	12/13	1/1	5/3	13/19
Penn State	13/22	30/34	43-56	(13)	15-51/19-44	.294/.432	2-20/9-21	.100/.429	11-15/9-14	.733/.643	26/39 (13)	7/11	10/16	1/2	12/5	16/14
WISCONSIN	13/27	42/38	55-65	(10)	22-62/18-46	.355/.391	4-18/5-18	.222/.278	7-10/24-31	.700/.774	36/38 (2)	5/9	8/8	5/4	6/3	25/12
Purdue	20/26	34/40	54-66	(12)	22-55/20-52	.400/.385	3-16/8-21	.188/.381	7-9/18-30	.778/.600	29/44 (15)	11/15	11/11	3/3	6/6	22/11
Maryland	33/34	32/35	65-69	(4)	26-59/20-43	.441/.465	10-26/7-19	.385/.368	3-7/22-25	.429/.880	33/26 +7	15/9	12/10	0/4	4/4	21/12
IOWA	16/42	30/32	46-74	(28)	17-52/29-58	.327/.500	2-18/5-10	.111/.500	10-14/11-13	.714/.846	30/38 (8)	8/17	13/8	5/4	7/8	14/15
Ohio State	24/42	33/39	57-81	(24)	22-51/28-52	.431/.538	6-19/11-19	.316/.579	7-14/14-22	.500/.636	27/33 (6)	10/16	12/11	2/6	5/8	18/13
Illinois	25/31	32/38	57-69	(12)	24-56/21-49	.429/.429	5-20/7-16	.250/.438	4-5/20-23	.800/.870	28/31 (3)	14/9	10/8	2/4	3/4	19/13
MARYLAND	29/31	32/33	61-64	(3)	18-59/19-47	.305/.404	2-14/5-18	.143/.278	23-37/21-25	.622/.840	38/41 (3)	5/10	7/17	0/5	10/0	24/27

Note: Game totals are displayed in the format TEAM/OPPONENT for each category

Nebraska Basketball
Nebraska Points-Rebounds-Assists (as of Mar 09, 2015)
All games

Opponent	Date	Score		00	02	03	05	10	11	12
				WEBSTER,TA	RIVERS,DAV	PARKER,BEN	PETTEWAY,T	MENKE,TREV	SMITH,TARI	ABRAHAM,MO
NORTHERN KENTUCKY	11/16/14	80-61	w	8-2-1	12-6-1	4-2-2	25-6-1	0-0-0	6-0-1	2-5-1
CENTRAL ARKANSAS	11/18/14	82-56	w	13-3-2	8-5-1	8-1-2	23-3-1	0-0-0	4-1-1	4-6-0
at Rhode Island	11/22/14	62-66	L	2-2-0	6-2-1	7-3-3	15-3-0	DNP	3-1-3	1-7-0
OMAHA	11/25/14	80-67	w	10-2-4	0-3-0	5-0-4	20-12-3	3-0-0	3-2-2	0-7-0
TENNESSEE-MARTIN	11/28/14	75-64	w	7-3-1	6-6-0	9-2-1	18-4-8	DNP	4-2-0	7-5-0
at Florida State	12/01/14	70-65	w	1-0-3	5-6-1	7-3-2	25-5-2	DNP	3-1-1	2-3-0
CREIGHTON	12/07/14	55-65	L	2-5-1	9-8-2	8-1-3	21-3-3	DNP	2-2-0	4-5-0
INCARNATE WORD	12/10/14	73-74	L	7-2-0	3-6-0	6-2-4	18-8-5	DNP	4-0-0	DNP
CINCINNATI	12/13/14	56-55	w	9-3-0	6-8-1	6-5-0	13-9-2	DNP	0-0-0	DNP
at Hawai'i	12-22-14	58-66	L	0-2-1	2-6-0	12-3-3	14-2-2	DNP	8-2-0	DNP
vs Loyola Marymount	12/23/14	50-42	w	0-0-1	0-3-1	7-2-0	17-2-2	DNP	3-0-1	DNP
vs Ohio	12/25/14	71-58	w	0-2-0	8-13-1	3-2-3	22-10-3	DNP	7-1-0	DNP
INDIANA	12/31/14	65-70	L	2-3-0	4-3-1	2-3-3	23-8-3	DNP	3-0-0	DNP
at Iowa	01/05/15	59-70	L	0-1-1	6-1-1	2-3-0	11-6-0	DNP	4-1-1	DNP
RUTGERS	01/08/15	65-49	w	1-0-0	4-2-1	9-0-3	20-3-5	DNP	2-1-1	5-3-0
ILLINOIS	01/11/15	53-43	w	DNP	8-7-1	2-3-0	18-3-4	DNP	5-6-0	2-2-0
at Wisconsin	01/15/15	55-70	L	0-0-1	0-1-1	0-2-0	27-2-0	DNP	6-1-0	1-4-0
MINNESOTA	01/20/15	52-49	w	2-3-1	2-2-0	6-3-3	11-5-2	DNP	6-3-1	0-0-0
MICHIGAN STATE	01/24/15	79-77	w	13-3-1	DNP	2-0-3	32-3-2	DNP	4-2-0	0-4-0
at Michigan	01/27/15	44-58	L	0-3-2	2-2-1	7-3-0	7-2-2	DNP	8-7-0	0-0-0
at Minnesota	01/31/15	42-60	L	5-2-3	0-1-1	2-3-2	10-3-5	0-0-0	6-6-1	0-1-0
NORTHWESTERN	02/03/15	76-60	w	5-2-1	6-0-0	6-2-4	28-7-4	DNP	0-0-0	2-3-0
at Penn State	2/7/15	43-56	L	5-1-1	3-3-0	0-3-1	13-4-3	0-0-0	8-1-0	0-0-0
WISCONSIN	02/10/15	55-65	L	5-1-0	0-1-0	4-3-1	23-8-3	DNP	3-4-0	0-1-0
at Purdue	02/15/15	54-66	L	2-2-2	2-3-1	0-2-0	13-5-4	DNP	4-2-1	0-3-0
at Maryland	02/19/15	65-69	L	3-3-2	0-0-0	2-6-0	8-2-9	DNP	4-1-1	DNP
IOWA	02/22/15	46-74	L	2-1-1	2-0-0	0-2-3	16-6-1	0-0-0	5-0-1	DNP
at Ohio State	2/26/15	57-81	L	5-1-0	10-11-1	0-0-1	12-3-3	0-0-0	13-0-2	2-4-0
at Illinois	03/04/15	57-69	L	3-2-3	10-5-2	2-1-2	13-3-2	DNP	7-1-2	0-2-1
MARYLAND	03/08/15	61-64	L	3-1-0	3-5-0	1-2-0	19-10-1	DNP	0-0-1	0-0-0

Opponent	Date	Score		21	23	24	31	35	44
				SMITH,LESL	FULLER,NIC	HAMMOND,JA	SHIELDS,SH	PITCHFORD,	KURKOWSKI,
NORTHERN KENTUCKY	11/16/14	80-61	w	DNP	0-0-0	0-1-0	18-4-2	3-4-1	2-1-0
CENTRAL ARKANSAS	11/18/14	82-56	w	DNP	0-1-1	2-1-0	16-11-4	4-4-0	0-0-0
at Rhode Island	11/22/14	62-66	L	DNP	DNP	DNP	25-9-1	3-3-2	DNP
OMAHA	11/25/14	80-67	w	DNP	0-1-0	0-0-0	35-8-0	4-2-1	0-0-0
TENNESSEE-MARTIN	11/28/14	75-64	w	DNP	DNP	DNP	5-4-2	19-3-1	DNP
at Florida State	12/01/14	70-65	w	DNP	DNP	0-0-1	21-8-2	6-1-0	DNP
CREIGHTON	12/07/14	55-65	L	DNP	DNP	DNP	7-5-5	2-3-0	DNP
INCARNATE WORD	12/10/14	73-74	L	DNP	6-2-2	0-1-0	19-9-2	10-3-0	DNP
CINCINNATI	12/13/14	56-55	w	DNP	DNP	DNP	13-7-0	9-10-0	DNP
at Hawai'i	12-22-14	58-66	L	DNP	0-0-0	0-1-0	12-8-1	10-10-0	DNP
vs Loyola Marymount	12/23/14	50-42	w	DNP	DNP	DNP	13-6-3	10-8-0	DNP
vs Ohio	12/25/14	71-58	w	DNP	DNP	DNP	22-4-2	9-5-0	DNP
INDIANA	12/31/14	65-70	L	DNP	0-0-0	DNP	20-7-1	11-5-3	DNP
at Iowa	01/05/15	59-70	L	DNP	4-1-0	0-0-0	25-6-1	7-6-1	DNP
RUTGERS	01/08/15	65-49	w	0-2-2	4-4-0	0-2-0	11-6-2	9-6-0	DNP
ILLINOIS	01/11/15	53-43	w	0-0-0	DNP	DNP	11-8-5	7-6-0	DNP
at Wisconsin	01/15/15	55-70	L	5-3-0	1-0-0	0-1-0	8-3-6	7-4-1	DNP
MINNESOTA	01/20/15	52-49	w	4-2-2	DNP	DNP	15-7-3	6-11-0	DNP
MICHIGAN STATE	01/24/15	79-77	w	7-7-0	DNP	DNP	21-7-0	0-0-0	DNP
at Michigan	01/27/15	44-58	L	2-2-1	0-0-0	DNP	14-3-0	4-4-0	DNP
at Minnesota	01/31/15	42-60	L	4-2-0	0-0-0	0-0-0	11-5-1	4-5-1	0-0-0
NORTHWESTERN	02/03/15	76-60	w	4-3-0	DNP	DNP	11-4-8	14-3-0	DNP
at Penn State	2/7/15	43-56	L	0-0-0	0-1-0	DNP	12-8-2	2-1-0	0-1-0
WISCONSIN	02/10/15	55-65	L	6-3-0	DNP	DNP	12-5-1	2-7-0	DNP
at Purdue	02/15/15	54-66	L	2-2-0	DNP	DNP	19-3-2	12-2-1	DNP
at Maryland	02/19/15	65-69	L	4-1-0	12-5-1	DNP	13-6-2	19-7-0	DNP
IOWA	02/22/15	46-74	L	2-4-1	5-5-0	1-0-0	3-5-1	10-3-0	0-1-0
at Ohio State	2/26/15	57-81	L	0-1-0	2-0-0	DNP	6-0-1	7-7-2	0-0-0
at Illinois	03/04/15	57-69	L	8-9-2	DNP	DNP	14-4-0	DNP	DNP
MARYLAND	03/08/15	61-64	L	2-4-0	0-1-0	DNP	26-6-3	7-4-0	DNP

University of Nebraska Basketball Individual Career History

Abraham, Moses

Season	gp-gs	min/avg	Total		3-Point		F-Throws		Rebounds				Scoring							
			fg-fga	pct	fg-fga	pct	ft-fta	pct	off	def	tot	avg	pf	fo	ast	to	blk	stl	pts	avg
2010-11*	6-0	26/4.3	2-3	.667	0-0	.000	6-9	.667	0	3	3	0.5	2	0	2	3	2	3	10	1.7
2012-13*	28-0	262/9.4	13-27	.481	0-0	.000	11-26	.423	28	41	69	2.5	57	2	12	22	8	3	37	1.3
2013-14*	31-1	406/13.1	22-39	.564	0-0	.000	15-33	.455	22	66	88	2.8	84	6	9	17	23	7	59	1.9
2014-15	21-0	213/10.1	14-28	.500	0-0	.000	4-8	.500	26	39	65	3.1	41	0	2	19	10	5	32	1.5
TOTAL	21-0	213/10.1	14-28	.500	0-0	.000	4-8	.500	26	39	65	3.1	41	0	2	19	10	5	32	1.5
All*	86-1	907/10.5	51-97	.526	0-0	.000	36-76	.474	76	149	225	2.6	184	8	25	61	43	18	138	1.6

* Statistics from prior team/school

Kurkowski, Kye

Season	gp-gs	min/avg	Total		3-Point		F-Throws		Rebounds				Scoring							
			fg-fga	pct	fg-fga	pct	ft-fta	pct	off	def	tot	avg	pf	fo	ast	to	blk	stl	pts	avg
2011-12	2-0	3/1.5	0-0	.000	0-0	.000	0-0	.000	0	0	0	0.0	0	0	0	0	0	0	0	0
2012-13	6-0	9/1.5	1-1	1.000	0-0	.000	0-0	.000	0	2	2	0.3	0	0	0	1	0	0	2	0.3
2013-14	5-0	10/2.0	1-1	1.000	0-0	.000	0-1	.000	0	3	3	0.6	1	0	0	0	0	0	2	0.4
2014-15	7-0	12/1.7	1-2	.500	0-0	.000	0-0	.000	2	1	3	0.4	0	0	0	1	0	0	2	0.3
TOTAL	20-0	34/1.7	3-4	.750	0-0	.000	0-1	.000	2	6	8	0.4	1	0	0	2	0	0	6	0.3

Menke, Trevor

Season	gp-gs	min/avg	Total		3-Point		F-Throws		Rebounds				Scoring							
			fg-fga	pct	fg-fga	pct	ft-fta	pct	off	def	tot	avg	pf	fo	ast	to	blk	stl	pts	avg
2011-12	3-0	7/2.3	0-1	.000	0-1	.000	0-0	.000	0	0	0	0.0	1	0	0	0	0	0	0	0.0
2012-13	15-0	65/4.3	1-8	.125	1-5	.200	1-2	.500	1	1	2	0.1	7	0	5	1	0	1	4	0.3
2013-14	5-0	10/2.0	1-2	.500	1-2	.500	0-0	.000	0	0	0	0.0	0	0	0	0	0	1	3	0.6
2014-15	7-0	13/1.9	1-2	.500	1-2	.500	0-0	.000	0	0	0	0.0	1	0	0	0	0	0	3	0.4
TOTAL	30-0	95/3.2	3-13	.231	3-10	.300	1-2	.500	1	1	2	0.1	9	0	5	1	0	2	10	0.3

Parker, Benny

Season	gp-gs	min/avg	Total		3-Point		F-Throws		Rebounds				Scoring							
			fg-fga	pct	fg-fga	pct	ft-fta	pct	off	def	tot	avg	pf	fo	ast	to	blk	stl	pts	avg
2012-13	33-16	681/20.6	31-87	.356	2-13	.154	24-36	.667	4	40	44	1.3	57	1	69	43	2	24	88	2.7
2013-14	32-2	477/14.9	32-67	.478	0-5	.000	14-16	.875	2	31	33	1.0	49	0	29	13	1	30	78	2.4
2014-15	30-24	849/28.3	39-112	.348	12-40	.300	39-54	.722	8	59	67	2.2	69	2	53	36	1	43	129	4.3
TOTAL	95-42	2007/21.1	102-266	.383	14-58	.241	77-106	.726	14	130	144	1.5	175	3	151	92	4	97	295	3.1

Petteway, Terran

Season	gp-gs	min/avg	Total		3-Point		F-Throws		Rebounds				Scoring							
			fg-fga	pct	fg-fga	pct	ft-fta	pct	off	def	tot	avg	pf	fo	ast	to	blk	stl	pts	avg
2011-12*	28-11	368/13.1	32-87	.368	12-40	.300	12-26	.462	13	44	57	2.0	45	0	20	35	5	6	88	3.1
2013-14	32-32	1014/31.7	182-427	.426	48-147	.327	167-204	.819	29	126	155	4.8	102	5	52	88	24	29	579	18.1
2014-15	30-30	1048/34.9	177-448	.395	64-210	.305	117-167	.701	17	133	150	5.0	91	3	85	101	27	33	535	17.8
TOTAL	62-62	2062/33.3	359-875	.410	112-357	.314	284-371	.765	46	259	305	4.9	193	8	137	189	51	62	1114	18.0
All*	90-73	2430/27.0	391-962	.406	124-397	.312	296-397	.746	59	303	362	4.0	238	8	157	224	56	68	1202	13.4

* Statistics from prior team/school

Pitchford, Walter

Season	gp-gs	min/avg	Total		3-Point		F-Throws		Rebounds				Scoring							
			fg-fga	pct	fg-fga	pct	ft-fta	pct	off	def	tot	avg	pf	fo	ast	to	blk	stl	pts	avg
2011-12*	13-0	22/1.7	3-11	.273	0-3	.000	0-0	.000	1	3	4	0.3	5	0	1	1	1	0	6	0.5
2013-14	32-31	742/23.2	107-226	.473	48-117	.410	34-49	.694	36	115	151	4.7	81	2	16	15	18	12	296	9.3
2014-15	29-26	800/27.6	82-214	.383	37-127	.291	16-32	.500	29	108	137	4.7	72	0	14	33	14	10	217	7.5
TOTAL	61-57	1542/25.3	189-440	.430	85-244	.348	50-81	.617	65	223	288	4.7	153	2	30	48	32	22	513	8.4
All*	74-57	1564/21.1	192-451	.426	85-247	.344	50-81	.617	66	226	292	3.9	158	2	31	49	33	22	519	7.0

* Statistics from prior team/school

University of Nebraska Basketball Individual Career History

Rivers, David

Season	gp-gs	min/avg	Total		3-Point		F-Throws		Rebounds				Scoring							
			fg-fga	pct	fg-fga	pct	ft-fta	pct	off	def	tot	avg	pf	fo	ast	to	blk	stl	pts	avg
2011-12	19-0	158/8.3	7-30	.233	2-19	.105	4-10	.400	7	9	16	0.8	10	0	5	8	2	5	20	1.1
2012-13	33-17	829/25.1	74-181	.409	6-23	.261	32-56	.571	40	72	112	3.4	67	2	24	19	14	14	186	5.6
2013-14	25-14	499/20.0	27-57	.474	1-3	.333	21-33	.636	25	48	73	2.9	51	2	10	13	13	25	76	3.0
2014-15	29-24	684/23.6	51-106	.481	1-1	1.000	24-39	.615	51	68	119	4.1	73	3	20	15	6	13	127	4.4
TOTAL	106-55	2170/20.5	159-374	.425	10-46	.217	81-138	.587	123	197	320	3.0	201	7	59	55	35	57	409	3.9

Shields, Shavon

Season	gp-gs	min/avg	Total		3-Point		F-Throws		Rebounds				Scoring							
			fg-fga	pct	fg-fga	pct	ft-fta	pct	off	def	tot	avg	pf	fo	ast	to	blk	stl	pts	avg
2012-13	28-19	804/28.7	89-189	.471	14-39	.359	48-71	.676	34	110	144	5.1	87	4	25	47	8	23	240	8.6
2013-14	32-32	1042/32.6	131-296	.443	18-57	.316	129-179	.721	44	140	184	5.8	89	5	51	51	9	29	409	12.8
2014-15	30-30	1060/35.3	155-345	.449	17-85	.200	131-158	.829	43	133	176	5.9	70	0	63	80	5	32	458	15.3
TOTAL	90-81	2906/32.3	375-830	.452	49-181	.271	308-408	.755	121	383	504	5.6	246	9	139	178	22	84	1107	12.3

Smith, Leslee

Season	gp-gs	min/avg	Total		3-Point		F-Throws		Rebounds				Scoring							
			fg-fga	pct	fg-fga	pct	ft-fta	pct	off	def	tot	avg	pf	fo	ast	to	blk	stl	pts	avg
2011-12*	28-6	377/13.5	36-82	.439	6-22	.273	17-30	.567	24	60	84	3.0	57	0	31	37	11	21	95	3.4
2013-14	32-1	537/16.8	67-129	.519	0-1	.000	38-61	.623	59	95	154	4.8	82	1	12	45	20	29	172	5.4
2014-15	16-8	200/12.5	22-46	.478	0-0	.000	6-14	.429	15	30	45	2.8	27	0	8	12	8	10	50	3.1
TOTAL	48-9	737/15.4	89-175	.509	0-1	.000	44-75	.587	74	125	199	4.1	109	1	20	57	28	39	222	4.6
All*	76-15	1114/14.7	125-257	.486	6-23	.261	61-105	.581	98	185	283	3.7	166	1	51	94	39	60	317	4.2

* Statistics from prior team/school

Webster, Tai

Season	gp-gs	min/avg	Total		3-Point		F-Throws		Rebounds				Scoring							
			fg-fga	pct	fg-fga	pct	ft-fta	pct	off	def	tot	avg	pf	fo	ast	to	blk	stl	pts	avg
2013-14	32-30	729/22.8	34-112	.304	6-35	.171	52-84	.619	14	52	66	2.1	74	0	63	58	3	24	126	3.9
2014-15	29-4	528/18.2	38-106	.358	11-50	.220	28-38	.737	11	44	55	1.9	61	2	33	38	4	20	115	4.0
TOTAL	61-34	1257/20.6	72-218	.330	17-85	.200	80-122	.656	25	96	121	2.0	135	2	96	96	7	44	241	4.0

2014-15 TEAM GAME-BY-GAME COMPARISON

Team	FG-FGA	Pct.	3FG-3FGA	Pct.	FT-FTA	Pct.	O-D	Reb.	PF	A	TO	B	S	Pts.	W/L
Northern Kentucky	21-58	.362	8-23	.348	11-21	.524	15-21	36	24	9	13	0	3	61	
at Nebraska	23-48	.479	8-22	.364	26-30	.867	6-27	33	22	10	10	7	6	80	W
Central Arkansas	19-58	.328	7-26	.269	11-19	.579	12-23	35	26	13	18	3	6	56	
at Nebraska	27-51	.529	5-16	.313	23-34	.676	10-30	40	15	12	15	5	8	82	W
at Rhode Island	21-61	.344	3-19	.158	21-33	.636	16-33	49	23	9	16	5	7	66	
Nebraska	21-57	.368	3-20	.150	17-22	.773	7-29	36	23	10	16	6	6	62	L
Omaha	23-56	.411	6-18	.333	15-22	.682	7-21	28	19	7	19	1	13	67	
at Nebraska	28-53	.528	6-19	.316	18-31	.581	11-31	42	21	14	20	3	11	80	W
Tennessee-Martin	23-52	.442	11-27	.407	7-7	1.000	5-20	25	18	11	18	2	10	64	
at Nebraska	26-55	.473	10-23	.435	13-16	.813	10-24	34	12	13	16	3	3	75	W
at Florida State	22-54	.407	2-18	.111	19-32	.594	14-27	41	17	10	17	3	6	65	
Nebraska	24-58	.414	7-19	.368	15-19	.789	8-22	30	28	12	13	1	6	70	W
Creighton	24-51	.471	10-23	.435	7-9	.778	9-27	36	13	15	12	3	1	65	
at Nebraska	23-61	.377	6-12	.261	3-8	.375	14-19	33	17	14	11	3	4	55	L
Incarnate Word	25-52	.481	8-24	.333	16-22	.727	6-20	26	26	8	12	2	9	74	
at Nebraska	22-52	.423	5-17	.294	24-32	.750	12-24	36	20	13	14	1	6	73	L
Cincinnati	20-63	.317	3-17	.176	12-24	.500	16-27	43	21	11	18	3	9	55	
at Nebraska	16-49	.327	4-17	.235	20-23	.870	8-34	42	21	3	22	4	5	56	W
at Hawaii	24-64	.375	4-18	.222	14-19	.737	16-22	38	23	9	11	0	9	66	
Nebraska	20-46	.435	5-16	.313	13-23	.565	11-28	39	22	7	18	4	6	58	L
vs. Loyola Marymount	14-50	.280	5-19	.263	9-11	.811	16-24	40	20	5	20	0	3	42	
Nebraska	14-38	.368	6-17	.353	16-19	.842	2-20	22	13	8	13	2	7	50	W
vs. Ohio	20-53	.377	7-22	.318	11-15	.733	4-24	28	19	7	15	0	7	58	
Nebraska	23-51	.451	4-15	.267	21-27	.778	7-32	39	16	9	12	4	10	71	W
Indiana	27-60	.450	7-24	.292	9-17	.529	12-32	44	17	13	11	2	2	70	
at Nebraska	23-59	.390	7-18	.389	12-17	.706	6-25	31	17	11	8	5	7	65	L
at Iowa	17-44	.386	5-20	.250	31-38	.816	10-22	32	18	11	9	3	7	70	
Nebraska	22-48	.458	2-14	.143	13-21	.619	7-22	29	24	5	10	3	3	59	L
Rutgers	17-49	.347	2-13	.154	13-23	.565	19-20	39	16	5	19	2	3	49	
at Nebraska	27-55	.491	5-15	.333	6-13	.462	12-19	31	20	14	9	4	9	65	W
Illinois	15-55	.273	6-29	.205	7-8	.875	7-23	30	13	7	9	4	7	43	
at Nebraska	21-49	.429	6-17	.353	5-5	1.000	5-33	38	10	10	13	4	5	53	W
at Wisconsin	21-43	.488	11-21	.524	17-23	.739	5-22	27	14	9	6	4	1	70	
Nebraska	21-50	.420	5-17	.294	8-14	.571	8-16	24	18	9	5	0	5	55	L
Minnesota	16-52	.308	8-20	.400	9-19	.474	9-27	36	22	9	16	2	9	49	
at Nebraska	17-42	.405	4-19	.211	14-21	.667	3-34	37	21	12	15	1	6	52	W
Michigan State	27-66	.409	8-23	.348	15-25	.600	24-24	48	27	12	16	0	8	77	
at Nebraska	22-45	.489	6-17	.353	29-37	.784	5-21	26	22	6	10	2	7	79	W
at Michigan	22-46	.478	6-14	.429	8-8	1.000	6-28	34	14	12	13	2	3	58	
Nebraska	15-49	.306	4-19	.211	10-14	.714	8-18	26	12	6	10	2	3	44	L
at Minnesota	21-48	.438	4-13	.307	14-17	.824	7-20	27	12	13	12	6	10	60	
Nebraska	17-46	.370	4-20	.200	4-5	.800	9-21	30	16	14	20	5	5	42	L
Northwestern	21-46	.457	11-27	.407	7-10	.700	6-13	19	19	15	13	1	3	60	
at Nebraska	27-43	.628	10-21	.476	12-15	.800	5-21	26	13	17	12	1	5	76	W
at Penn State	19-44	.432	9-21	.429	9-14	.643	6-33	39	14	11	16	2	5	56	
Nebraska	15-51	.294	2-20	.100	11-15	.733	5-21	26	16	7	10	1	12	43	L
Wisconsin	18-46	.391	5-18	.278	24-31	.774	8-30	38	12	9	8	4	3	65	
at Nebraska	22-62	.355	4-18	.222	7-10	.700	12-24	36	25	5	8	5	6	55	L
at Purdue	20-52	.385	8-21	.381	18-30	.600	18-26	44	11	15	11	3	6	66	
Nebraska	22-55	.400	3-16	.188	7-9	.778	8-21	29	22	11	11	3	6	54	L
at Maryland	20-43	.465	7-19	.368	22-25	.880	1-25	26	12	9	10	4	4	69	
Nebraska	26-59	.429	10-26	.385	3-7	.429	10-23	33	21	15	12	0	4	65	L
Iowa	29-58	.500	5-10	.500	11-13	.846	11-27	38	15	17	8	4	8	74	
at Nebraska	17-52	.327	2-18	.111	10-14	.714	10-20	30	14	8	13	5	7	46	L
at Ohio State	28-52	.538	11-19	.579	14-22	.636	11-22	33	13	16	11	6	8	81	
Nebraska	22-51	.431	6-19	.316	7-14	.500	9-18	27	18	10	12	2	5	57	L
at Illinois	21-49	.429	7-16	.438	20-23	.870	10-21	31	13	9	8	4	4	69	
Nebraska	24-56	.429	5-20	.250	4-5	.800	9-19	28	19	14	10	2	3	57	L
Maryland	19-47	.404	5-18	.278	21-25	.840	9-32	41	27	10	17	5	0	64	
at Nebraska	18-59	.305	2-14	.143	23-37	.622	16-22	38	24	5	7	0	10	61	L

2014-15 NEBRASKA TEAM SUPERLATIVES

NEBRASKA TEAM GAME HIGHS

POINTS	82	CENTRAL ARKANSAS (11/18/14)
	80	OMAHA (11/25/14)
	80	NORTHERN KENTUCKY (11/16/14)
	79	MICHIGAN STATE (01/24/15)
FIELD GOALS MADE	28	OMAHA (11/25/14)
	27	NORTHWESTERN (02/03/15)
	27	RUTGERS (01/08/15)
	27	CENTRAL ARKANSAS (11/18/14)
FIELD GOAL ATTEMPTS	62	WISCONSIN (02/10/15)
	61	CREIGHTON (12/07/14)
FIELD GOAL PERCENTAGE	.628 (27-43)	NORTHWESTERN (02/03/15)
	.529 (27-51)	CENTRAL ARKANSAS (11/18/14)
3 PT FIELD GOALS MADE	10	at Maryland (02/19/15)
	10	NORTHWESTERN (02/03/15)
	10	TENNESSEE-MARTIN (11/28/14)
3 PT FG ATTEMPTS	26	at Maryland (02/19/15)
	23	CREIGHTON (12/07/14)
	23	TENNESSEE-MARTIN (11/28/14)
3 PT FG PERCENTAGE	.476 (10-21)	NORTHWESTERN (02/03/15)
	.435 (10-23)	TENNESSEE-MARTIN (11/28/14)
FREE THROWS MADE	29	MICHIGAN STATE (01/24/15)
	26	NORTHERN KENTUCKY (11/16/14)
FREE THROW ATTEMPTS	37	MARYLAND (03/08/15)
	37	MICHIGAN STATE (01/24/15)
FREE THROW PERCENTAGE	1.000 (5-5)	ILLINOIS (01/11/15)
	.870 (20-23)	CINCINNATI (12/13/14)
REBOUNDS	42	CINCINNATI (12/13/14)
	42	OMAHA (11/25/14)
ASSISTS	17	NORTHWESTERN (02/03/15)
	15	at Maryland (02/19/15)
STEALS	12	at Penn State (2/7/15)
	11	OMAHA (11/25/14)
BLOCKED SHOTS	7	NORTHERN KENTUCKY (11/16/14)
	6	at Rhode Island (11/22/14)
TURNOVERS	22	CINCINNATI (12/13/14)
	20	at Minnesota (01/31/15)
	20	OMAHA (11/25/14)
FOULS	28	at Florida State (12/01/14)
	25	WISCONSIN (02/10/15)

NEBRASKA TEAM GAME LOWS

POINTS	42	at Minnesota (01/31/15)
	43	at Penn State (2/7/15)
	44	at Michigan (01/27/15)
	46	IOWA (02/22/15)
FIELD GOALS MADE	14	vs Loyola Marymount (12/23/14)
	15	at Michigan (01/27/15)
	15	at Penn State (2/7/15)
FIELD GOAL ATTEMPTS	38	vs Loyola Marymount (12/23/14)
	42	MINNESOTA (01/20/15)
FIELD GOAL PERCENTAGE	.294 (15-51)	at Penn State (2/7/15)
	.305 (18-59)	MARYLAND (03/08/15)
3 PT FIELD GOALS MADE	2	at Iowa (01/05/15)
	2	at Penn State (2/7/15)
	2	IOWA (02/22/15)
	2	MARYLAND (03/08/15)
3 PT FG ATTEMPTS	14	at Iowa (01/05/15)
	14	MARYLAND (03/08/15)
3 PT FG PERCENTAGE	.100 (2-20)	at Penn State (2/7/15)
	.111 (2-18)	IOWA (02/22/15)
FREE THROWS MADE	3	CREIGHTON (12/07/14)
	3	at Maryland (02/19/15)
FREE THROW ATTEMPTS	5	ILLINOIS (01/11/15)
	5	at Minnesota (01/31/15)
	5	at Illinois (03/04/15)
FREE THROW PERCENTAGE	.375 (3-8)	CREIGHTON (12/07/14)
	.429 (3-7)	at Maryland (02/19/15)
REBOUNDS	22	vs Loyola Marymount (12/23/14)
	24	at Wisconsin (01/15/15)
ASSISTS	3	CINCINNATI (12/13/14)
STEALS	3	TENNESSEE-MARTIN (11/28/14)
	3	at Iowa (01/05/15)
	3	at Michigan (01/27/15)
	3	at Illinois (03/04/15)
BLOCKED SHOTS	0	at Wisconsin (01/15/15)
	0	at Maryland (02/19/15)
	0	MARYLAND (03/08/15)
TURNOVERS	5	at Wisconsin (01/15/15)
	7	MARYLAND (03/08/15)
FOULS	10	ILLINOIS (01/11/15)

OPPONENT TEAM GAME HIGHS

POINTS	81	at Ohio State (2/26/15)
	77	MICHIGAN STATE (01/24/15)
	74	IOWA (02/22/15)
	74	INCARNATE WORD (12/10/14)
FIELD GOALS MADE	29	IOWA (02/22/15)
	28	at Ohio State (2/26/15)
FIELD GOAL ATTEMPTS	66	MICHIGAN STATE (01/24/15)
	64	at Hawai'i (12-22-14)
FIELD GOAL PERCENTAGE	.538 (28-52)	at Ohio State (2/26/15)
	.500 (29-58)	IOWA (02/22/15)
3 PT FIELD GOALS MADE	11	at Ohio State (2/26/15)
	11	NORTHWESTERN (02/03/15)
	11	at Wisconsin (01/15/15)
	11	TENNESSEE-MARTIN (11/28/14)
3 PT FG ATTEMPTS	29	ILLINOIS (01/11/15)
	27	NORTHWESTERN (02/03/15)
	27	TENNESSEE-MARTIN (11/28/14)
3 PT FG PERCENTAGE	.579 (11-19)	at Ohio State (2/26/15)
	.524 (11-21)	at Wisconsin (01/15/15)
FREE THROWS MADE	31	at Iowa (01/05/15)
	24	WISCONSIN (02/10/15)
FREE THROW ATTEMPTS	38	at Iowa (01/05/15)
	33	at Rhode Island (11/22/14)
FREE THROW PERCENTAGE	1.000 (8-8)	at Michigan (01/27/15)
	1.000 (7-7)	TENNESSEE-MARTIN (11/28/14)
REBOUNDS	49	at Rhode Island (11/22/14)
	48	MICHIGAN STATE (01/24/15)
ASSISTS	17	IOWA (02/22/15)
	16	at Ohio State (2/26/15)
STEALS	13	OMAHA (11/25/14)
	10	at Minnesota (01/31/15)
	10	TENNESSEE-MARTIN (11/28/14)
BLOCKED SHOTS	6	at Ohio State (2/26/15)
	6	at Minnesota (01/31/15)
TURNOVERS	20	vs Loyola Marymount (12/23/14)
	19	RUTGERS (01/08/15)
	19	OMAHA (11/25/14)
FOULS	27	MARYLAND (03/08/15)
	27	MICHIGAN STATE (01/24/15)

OPPONENT TEAM GAME LOWS

POINTS	42	vs Loyola Marymount (12/23/14)
	43	ILLINOIS (01/11/15)
	49	RUTGERS (01/08/15)
	49	MINNESOTA (01/20/15)
FIELD GOALS MADE	14	vs Loyola Marymount (12/23/14)
	15	ILLINOIS (01/11/15)
FIELD GOAL ATTEMPTS	43	at Wisconsin (01/15/15)
	43	at Maryland (02/19/15)
FIELD GOAL PERCENTAGE	.273 (15-55)	ILLINOIS (01/11/15)
	.280 (14-50)	vs Loyola Marymount (12/23/14)
3 PT FIELD GOALS MADE	2	at Florida State (12/01/14)
	2	RUTGERS (01/08/15)
3 PT FG ATTEMPTS	10	IOWA (02/22/15)
	13	RUTGERS (01/08/15)
	13	at Minnesota (01/31/15)
3 PT FG PERCENTAGE	.111 (2-18)	at Florida State (12/01/14)
	.154 (2-13)	RUTGERS (01/08/15)
FREE THROWS MADE	7	TENNESSEE-MARTIN (11/28/14)
	7	CREIGHTON (12/07/14)
	7	ILLINOIS (01/11/15)
	7	NORTHWESTERN (02/03/15)
FREE THROW ATTEMPTS	7	TENNESSEE-MARTIN (11/28/14)
	8	ILLINOIS (01/11/15)
	8	at Michigan (01/27/15)
FREE THROW PERCENTAGE	.474 (9-19)	MINNESOTA (01/20/15)
	.500 (12-24)	CINCINNATI (12/13/14)
REBOUNDS	19	NORTHWESTERN (02/03/15)
	25	TENNESSEE-MARTIN (11/28/14)
ASSISTS	5	vs Loyola Marymount (12/23/14)
	5	RUTGERS (01/08/15)
STEALS	0	MARYLAND (03/08/15)
BLOCKED SHOTS	0	NORTHERN KENTUCKY (11/16/14)
	0	at Hawai'i (12-22-14)
	0	vs Loyola Marymount (12/23/14)
	0	vs Ohio (12/25/14)
	0	MICHIGAN STATE (01/24/15)
TURNOVERS	6	at Wisconsin (01/15/15)
FOULS	11	at Purdue (02/15/15)

NEBRASKA MISCELLANEOUS STATISTICS

2014-15 NEBRASKA WIN/LOSS MARGIN

	1	2	3	4	5	6	7	8	9	10	11	12	13	14	15	16	17	18	19	20	+20	
Husker Wins	1	1	1	0	1	0	0	1	0	1	1	0	2	0	0	2	0	0	1	0	1	1
Husker Losses	1	0	1	2	1	0	0	1	0	2	1	1	1	1	1	0	0	1	0	0	2	

2014-15 NEBRASKA INDIVIDUAL GAME HIGHS

Points	35	Shields, Shavon vs Omaha (11/25/14)
	32	Petteway, Terran vs Michigan State (01/24/15)
	28	Petteway, Terran vs Northwestern (02/03/15)
	27	Petteway, Terran at Wisconsin (01/15/15)
	26	Shields, Shavon vs Maryland (03/08/15)
Field Goals Made	12	Shields, Shavon vs Omaha (11/25/14)
	11	Petteway, Terran at Wisconsin (01/15/15)
Field Goal Att.	24	Petteway, Terran vs Wisconsin (02/10/15)
	22	Petteway, Terran vs Maryland (03/08/15)
	22	Petteway, Terran at Florida State (12/01/14)
FG Pct (min 5 made)	1.000 (5-5)	Rivers, David vs Northern Kentucky (11/16/14)
	.833 (5-6)	Smith, Tarin at Ohio State (2/26/15)
3-Point FG Made	6	Pitchford, Walter vs Tennessee-Martin (11/28/14)
	6	Petteway, Terran vs Northern Kentucky (11/16/14)
3-Point FG Att.	11	Petteway, Terran vs Northwestern (02/03/15)
	11	Petteway, Terran vs Creighton (12/07/14)
3-Pt FG Pct (min 2 made)	1.000 (4-4)	Shields, Shavon vs Omaha (11/25/14)
	1.000 (3-3)	Smith, Tarin at Ohio State (2/26/15)
	1.000 (2-2)	Webster, Tai vs Michigan State (01/24/15)
	1.000 (2-2)	Parker, Benny vs Rutgers (01/08/15)
	1.000 (2-2)	Parker, Benny vs Creighton (12/07/14)
Free Throws Made	10	Shields, Shavon vs Maryland (03/08/15)
	10	Shields, Shavon vs Northern Kentucky (11/16/14)
	9	Petteway, Terran vs Michigan State (01/24/15)
	9	Petteway, Terran vs Ohio (12/25/14)
	9	Shields, Shavon vs Incarnate Word (12/10/14)
Free Throw Att.	14	Petteway, Terran vs Michigan State (01/24/15)
	13	Petteway, Terran vs Ohio (12/25/14)
	11	Shields, Shavon vs Maryland (03/08/15)
	11	Shields, Shavon vs Minnesota (01/20/15)
	11	Shields, Shavon vs Central Arkansas (11/18/14)
FT Pct (min 4 made)	1.000 (10-10)	Shields, Shavon vs Northern Kentucky (11/16/14)
	1.000 (9-9)	Shields, Shavon vs Incarnate Word (12/10/14)
	1.000 (7-7)	Petteway, Terran vs Northwestern (02/03/15)
	1.000 (7-7)	Shields, Shavon vs Ohio (12/25/14)
	1.000 (7-7)	Shields, Shavon vs Cincinnati (12/13/14)
	1.000 (6-6)	Shields, Shavon vs Michigan State (01/24/15)
	1.000 (6-6)	Parker, Benny vs Minnesota (01/20/15)
	1.000 (6-6)	Webster, Tai vs Cincinnati (12/13/14)
	1.000 (5-5)	Shields, Shavon vs Indiana (12/31/14)
	1.000 (5-5)	Parker, Benny vs Tennessee-Martin (11/28/14)
Rebounds	13	Rivers, David vs Ohio (12/25/14)
	12	Petteway, Terran vs Omaha (11/25/14)
Assists	9	Petteway, Terran at Maryland (02/19/15)
	8	Shields, Shavon vs Northwestern (02/03/15)
	8	Petteway, Terran vs Tennessee-Martin (11/28/14)
Steals	4	Shields, Shavon vs Maryland (03/08/15)
	4	Webster, Tai at Penn State (2/7/15)
	4	Parker, Benny vs Loyola Marymount (12/23/14)
	4	Parker, Benny at Florida State (12/01/14)
	4	Webster, Tai vs Central Arkansas (11/18/14)
Blocked Shots	4	Petteway, Terran at Rhode Island (11/22/14)
	3	Pitchford, Walter vs Northern Kentucky (11/16/14)
Turnovers	8	Petteway, Terran at Rhode Island (11/22/14)

2014-15 NEBRASKA RECORD BY STARTING LINEUP

No.	Starting Lineup Record	
1.	Petteway, Pitchford, Rivers, Shields, Webster	2-1
2.	Parker, Petteway, Pitchford, Rivers, Shields	9-9
3.	Parker, Petteway, Pitchford, Shields, L. Smith	2-1
4.	Parker, Petteway, Pitchford, Shields, Webster	0-1
5.	Petteway, Rivers, Shields, L. Smith, T. Smith	0-1
6.	Fuller, Petteway, Shields, L. Smith, T. Smith	0-1
7.	Petteway, Pitchford, Shields, L. Smith, T. Smith	0-1
8.	Parker, Petteway, Rivers, Shields, L. Smith	0-2

2014-15 OPPONENT INDIVIDUAL GAME HIGHS

Points	27	Trice, Travis vs Michigan State (01/24/15)
	26	Melo Trimble at Maryland (02/19/15)
	26	MATTHEWS, E.C. at Rhode Island (11/22/14)
	23	Rice, Rayvonte at Illinois (03/04/15)
	23	White, Aaron at Iowa (01/05/15)
Field Goals Made	9	Trice, Travis vs Michigan State (01/24/15)
	8	Jae'Sean, Tate at Ohio State (2/26/15)
	8	Dekker, Sam vs Wisconsin (02/10/15)
	8	Valentine, Denzel vs Michigan State (01/24/15)
	8	Walker, Jontrell vs Incarnate Word (12/10/14)
	8	HOWARD, Twymond vs Tennessee-Martin (11/28/14)
Field Goal Att.	24	Trice, Travis vs Michigan State (01/24/15)
	20	MATTHEWS, E.C. at Rhode Island (11/22/14)
FG Pct (min 5 made)	1.000 (5-5)	Bojanovsky, Boris at Florida State (12/01/14)
	.889 (8-9)	Jae'Sean, Tate at Ohio State (2/26/15)
3-Point FG Made	5	SMITH, Deville vs Tennessee-Martin (11/28/14)
	4	Rice, Rayvonte at Illinois (03/04/15)
	4	Stephens, Kendall at Purdue (02/15/15)
	4	Lindsey, Scottie vs Northwestern (02/03/15)
	4	Trice, Travis vs Michigan State (01/24/15)
	4	Hollins, Andre vs Minnesota (01/20/15)
	4	Kaminsky, Frank at Wisconsin (01/15/15)
	4	MONACO, Anthony vs Northern Kentucky (11/16/14)
3-Point FG Att.	11	Rathan-Mayes, Xavier at Florida State (12/01/14)
	11	SMITH, Deville vs Tennessee-Martin (11/28/14)
3-Pt FG Pct (min 2 made)	1.000 (3-3)	Thompson, Sam at Ohio State (2/26/15)
	1.000 (3-3)	Cobb, JerShon vs Northwestern (02/03/15)
	1.000 (3-3)	Dawkins, Aubrey at Michigan (01/27/15)
	1.000 (3-3)	KREKLOW, Rick vs Creighton (12/07/14)
	1.000 (2-2)	White, Aaron vs Iowa (02/22/15)
Free Throws Made	12	White, Aaron at Iowa (01/05/15)
	12	Olaseni, Gabriel at Iowa (01/05/15)
	11	MATTHEWS, E.C. at Rhode Island (11/22/14)
Free Throw Att.	15	White, Aaron at Iowa (01/05/15)
	14	MATTHEWS, E.C. at Rhode Island (11/22/14)
	13	Olaseni, Gabriel at Iowa (01/05/15)
FT Pct (min 4 made)	1.000 (7-7)	TAYLOR, Myles vs Tennessee-Martin (11/28/14)
	1.000 (6-6)	Albrecht, Spike at Michigan (01/27/15)
	1.000 (5-5)	Rice, Rayvonte at Illinois (03/04/15)
	1.000 (5-5)	Walker, Maurice at Minnesota (01/31/15)
	1.000 (4-4)	Jake Layman vs Maryland (03/08/15)
	1.000 (4-4)	Kaminsky, Frank at Wisconsin (01/15/15)
	1.000 (4-4)	WILLIS, Javarez vs Ohio (12/25/14)
	1.000 (4-4)	Nevels, Garrett at Hawai'i (12-22-14)
	1.000 (4-4)	ZIERDEN, Isaiah vs Creighton (12/07/14)
Rebounds	18	Dawson, Branden vs Michigan State (01/24/15)
	12	Dez Wells vs Maryland (03/08/15)
	12	Hammons, A.J. at Purdue (02/15/15)
	12	Kaminsky, Frank vs Wisconsin (02/10/15)
	12	Irvin, Zak at Michigan (01/27/15)
	12	MARTIN, Hassan at Rhode Island (11/22/14)
Assists	8	Gesell, Mike vs Iowa (02/22/15)
	8	Ferrell, Kevin Yogi vs Indiana (12/31/14)
Steals	5	CAUPAIN, Troy vs Cincinnati (12/13/14)
	5	Livingston, Denzel vs Incarnate Word (12/10/14)
	5	Carter, CJ vs Omaha (11/25/14)
Blocked Shots	4	Egwu, Nnanna at Illinois (03/04/15)
	4	Uthoff, Jarrod vs Iowa (02/22/15)
	4	MARTIN, Hassan at Rhode Island (11/22/14)
Turnovers	7	Rathan-Mayes, Xavier at Florida State (12/01/14)

THE LAST TIME . . .

	Nebraska...	A Nebraska Opponent...
Scored 100 or more points.....	107; vs. North Carolina A&T, 12/19/05	101; TCU, 3/15/99
Scored 90 or more points.....	90; vs. UMass, 11/21/13	96; UMass, 11/21/13
Scored 41 to 50 points.....	46; Iowa, 2/22/15	49; Minnesota, 1/20/15
Scored 40 or fewer points.....	38; at Oregon, 12/15/12	39; Grambling State, 12/21/10
Shot 70% from the field.....	.723; vs. UNC Wilmington 12/5/97 (34-47)	.723; Kansas, 2/2/85 (34-47)
Shot 60% from the field.....	.628; vs. Northwestern, 2/3/15 (27-43)	.619; Colorado, 3/2/10 (26-42)
Shot 90% from the free throw line (Min 10 attempts).....	91.7; Michigan, 1/9/14 (11-12)	90.5; Michigan State, 12/31/11 (19-21)
Made 10, 3-Point Field Goals.....	10; at Maryland, 2/19/15 (10-26)	11; at Ohio State, 2/26/15 (11-19)
Had 60 rebounds.....	60; vs. Oral Roberts, 12/22/99	62; Colorado, 2/15/75
Had 50 rebounds.....	52; vs. Texas Tech, 2/27/10	50; Tennessee, 12/13/03
Had 30 assists.....	35, vs. Northeastern Illinois, 12/21/94	30; Iowa State, 2/3/93
Had 15 steals.....	15, vs. Arkansas State, 12/14/13	15; Florida State, 12/31/05
Had 10 blocked shots.....	11; at Creighton, 12/11/05	12; Michigan State, 2/16/13
Had 10 or fewer turnovers.....	7; Maryland, 3/8/15	8; at Illinois, 3/4/15
Had 20 or more turnovers.....	20; at Minnesota, 1/31/15	20; Southeastern Louisiana, 1/5/10
Had three players with 20 points.....	vs. Oklahoma State, 3/5/07	Texas, 1/21/98
.....	(Perry 25; Maric 23; Velandar 20)	(Mihm 29, Axtell 25, Clack 22)
Had three players with 10 rebounds.....	vs. Texas Tech, 1/19/00	at Kansas, 1/9/02
.....	(Bradford 16, Ffriend 12, Truscott 11)	(Collison 13, Gooden 12, Simien 10)
Had five players reach double-figure points.....	vs. Penn State, 2/20/14	at Wisconsin, 1/15/15
.....	(Petteway 26; Shields 13; Pitchford 11; Gallegos 11; Webster 10)	(Kaminsky 22; Hayes 13; Dekker 11; Koenig 11; Dukan 10)
Had a player score 40 points.....	41; Aleks Maric, vs. Kansas State, 2/13/07	41; Jarius Jackson, Texas Tech, 2/18/06
Had a player score 30 points.....	32; Terran Petteway vs. Michigan State, 1/24/15	33; Doug McDermott, Creighton, 12/8/13
Had a player grab 15 rebounds.....	16; Aleks Maric vs. Colorado, 3/9/08	16; Jared Swopshire, Northwestern, 1/26/13
Had a player dish out 10 assists.....	10; Lance Jeter vs. Kansas, 2/5/11	10; D.J. Augustin, Texas, 1/24/07
Had a player collect five steals.....	7; Brandon Richardson at Ohio State, 1/3/12	5; Denzel Livingston, Incarnate Word, 12/10/14
Had a player block five shots.....	5; Jorge Brian Diaz vs. Florida Gulf Coast, 12/7/11	6; Ekpe Udoh, Baylor, 2/10/10

MISC. STATS

Opponent	NU-Opp Paint	NU-Opp off TO	NU-Opp 2nd Ch.	NU-Opp Bench	Largest Lead	Largest Deficit
Northern Kentucky	20-18	22-6	13-8	14-31	22, (2nd, 3:52)	6, (1st, 16:36)
Central Arkansas	34-20	20-7	12-8	18-13	29 (2nd, 2:57)	4 (1st, 16:37)
at Rhode Island	28-28	10-12	9-16	11-14	4 (1st, 5:45)	7 (OT, 1:42)
Omaha	42-24	27-24	9-8	16-13	15 (2nd, 6:44)	16 (1st, 15:03)
Tennessee-Martin	24-18	20-15	10-5	18-4	19 (2nd, 14:26)	1 (1st, 16:22)
at Florida State	24-38	11-13	10-11	6-25	18 (2nd, 19:42)	1 (1st, 10:18)
Creighton	22-22	17-6	14-9	8-30	10 (1st, 5:28)	10 (2nd, 0:40)
Incarnate Word	28-22	16-18	12-7	17-12	10 (2nd, 12:59)	3 (1st, 2:13)
Cincinnati	20-32	10-22	9-9	9-20	13 (1st, 6:21)	3 (OT, 0:26)
at Hawaii	28-32	9-18	1-12	8-18	3 (2nd, 12:23)	11 (1st, 1:03)
vs. Loyola Marymount	12-14	10-10	0-4	3-12	10 (OT, 0:07)	4 (1st, 17:54)
vs. Ohio	24-16	15-13	8-7	7-8	13 (2nd, 0:20)	-
Indiana	26-38	16-8	7-13	5-18	16 (1st, 5:32)	5 (1st, 17:32)
at Iowa	34-22	9-11	5-9	8-27	3 (1st, 18:40)	11 (2nd, 0:24)
Rutgers	36-21	17-9	9-13	12-20	19 (2nd, 0:49)	7 (1st, 9:04)
Illinois	16-16	6-4	6-4	7-7	12 (2nd, 0:11)	3 (1st, 19:42)
at Wisconsin	18-12	7-4	3-7	13-10	4 (1st, 16:38)	22 (2nd, 8:00)
Minnesota	20-10	9-10	2-4	12-5	8 (1st, 11:36)	4 (2nd, 19:41)
Michigan State	30-32	14-8	6-24	17-7	17 (2nd, 16:41)	2 (1st, 19:28)
at Michigan	14-22	14-16	4-4	12-12	2 (1st, 18:53)	18 (2nd, 15:15)
at Minnesota	18-30	13-12	3-5	15-10	3 (1st, 17:51)	18 (2nd, 1:00)
Northwestern	22-18	12-11	5-12	13-13	16 (2nd, 8:51)	5 (1st, 19:06)
at Penn State	24-18	16-13	7-6	13-9	3 (1st, 15:53)	20 (2nd, 15:07)
Wisconsin	30-22	6-10	15-8	8-5	-	17 (2nd, 19:45)
at Purdue	18-22	14-11	7-23	8-19	6 (1st, 18:11)	16 (2nd, 12:21)
at Maryland	24-21	13-13	8-0	36-9	3 (2nd, 17:28)	11 (1st, 5:23)
Iowa	20-30	8-9	8-12	15-19	-	31 (2nd, 14:52)
at Ohio State	22-30	17-17	7-16	19-16	1 (1st, 18:00)	27 (2nd, 1:04)
at Illinois	22-20	9-9	10-8	10-14	6 (1st, 15:12)	12 (2nd, 0:10)
Maryland	16-22	13-6	8-11	10-6	6 (1st, 11:31)	6 (2nd, 4:11)

2014-15 NEBRASKA BASKETBALL GAME-BY-GAME REVIEW

Date	Opponent	Result	Record (B1G)	Attendance	Points	Nebraska Individual Leaders		
						Rebounds	Assists	Steals
11/16	Northern Kentucky	W, 80-61	1-0 (0-0)	15,479	Petteway, 26	Petteway, Rivers, 6	Shields, Parker, 2	Parker, 2
11/18	Central Arkansas	W, 82-56	2-0 (0-0)	15,389	Petteway, 23	Shields, 11	Shields, 4	Webster, 4
11/22	at Rhode Island	L, 62-66	2-1 (0-0)	7,657	Shields, 25	Shields, 9	Parker, Smith, 3	Webster, 2
11/25	Omaha	W, 80-67	3-1 (0-0)	15,889	Shields, 33	Petteway, 12	Parker, Webster 4	Petteway, 3
11/28	Tennessee-Martin	W, 75-64	4-1 (0-0)	15,987	Pitchford, 19	Rivers, 6	Petteway, 8	Petteway, 2
12/1	at Florida State	W, 70-65	5-1 (0-0)	6,406	Petteway, 25	Shields, 8	Webster, 3	Parker, 4
12/7	Creighton	L, 55-65	5-2 (0-0)	15,782	Petteway, 21	Rivers, 8	Shields, 5	Abraham, 2
12/10	Incarnate Word	L, 73-74	5-3 (0-0)	15,275	Shields, 19	Shields, 9	Petteway, 5	Petteway, 3
12/13	Cincinnati	W, 56-55	6-3 (0-0)	15,607	Petteway, Shields, 13	Pitchford, 10	Petteway, 2	Parker, 2
12/22	at Hawaii \$	L, 58-66	6-4 (0-0)	8,448	Petteway, 14	Pitchford, 10	Parker, 3	Petteway, 2
12/23	vs. Loyola Marymount \$	W, 50-42 (OT)	7-4 (0-0)	7,140	Petteway, 17	Pitchford, 8	Shields, 3	Parker, 4
12/25	vs. Ohio \$	W, 71-58	8-4 (0-0)	N/A	Petteway, Shields, 22	Rivers, 13	Parker, Petteway, 3	Rivers, Parker, Petteway, Smith 2
12/31	Indiana*	L, 65-70	8-5 (0-1)	14,897	Petteway 23	Petteway, 8	Petteway, Parker, Pitchford, 3	Parker, 3
1/5	at Iowa*	L, 59-70	8-6 (0-2)	12,789	Shields, 25	Shields, Pitchford, 6	Five players, 1	Rivers, 3
1/8	Rutgers*	W, 65-49	9-6 (1-2)	14,857	Petteway, 20	Shields, Pitchford, 6	Petteway, 5	Shields, 3
1/11	Illinois*	W, 53-43	10-6 (2-2)	15,514	Petteway, 18	Shields, 8	Shields, 5	Parker, 2
1/15	at No. 7 Wisconsin *	L, 55-70	10-7 (2-3)	17,279	Petteway, 27	Pitchford, Abraham 4	Shields, 6	Five players, 1
1/20	Minnesota *	W, 52-49	11-7 (3-3)	15,606	Shields, 15	Pitchford, 11	Shields, Parker 3	Shields, 3
1/24	Michigan State*	W, 79-77	12-7 (4-3)	15,757	Petteway, 32	L. Smith, Shields, 7	Parker, 3	Petteway, Shields, Webster, 2
1/27	at Michigan*	L, 44-58	12-8 (4-4)	12,115	Shields, 14	T. Smith 7	Webster, Petteway, 2	T. Smith, 2
1/31	at Minnesota*	L, 42-60	12-9 (4-5)	13,253	Shields, 11	T. Smith 6	Petteway, 5	Parker, 2
2/3	Northwestern*	W, 76-60	13-9 (5-5)	15,482	Petteway, 28	Petteway, 7	Shields, 8	Petteway, Parker 2
2/7	at Penn State*	L, 43-56	13-10 (5-6)	11,702	Petteway, 13	Shields, 8	Petteway, 3	Webster, 4
2/10	No. 5 Wisconsin *	L, 55-65	13-11 (5-7)	15,701	Petteway, 23	Petteway, 8	Petteway, 3	L. Smith, 2
2/15	at Purdue *	L, 54-66	13-12 (5-8)	14,313	Shields, 19	Petteway, 5	Petteway, 4	L. Smith, 2
2/19	at No. 16 Maryland *	L, 65-69	13-13 (5-9)	14,375	Pitchford, 19	Pitchford, 7	Petteway, 9	Petteway, 2
2/22	Iowa *	L, 46-74	13-14 (5-10)	15,593	Petteway, 16	Petteway, 6	Parker, 3	Fuller, 2, T. Smith 2
2/26	at Ohio State *	L, 57-81	13-15 (5-11)	13,712	T. Smith, 13	Rivers, 11	Petteway, 3	Parker, 2
3/4	at Illinois *	L, 57-69	13-16 (5-12)	17,085	Shields, 14	L. Smith, 9	Webster, 3	Rivers, L. Smith, Parker 1
3/8	No. 10 Maryland	L, 61-64	13-17 (5-13)	15,586	Shields, 26	Petteway, 10	Shields, 3	Shields, 4

* -- Big Ten game; \$-Diamond Head Classic; &-Big Ten Tournament; ^-NCAA Tournament

MISCELLANEOUS REVIEW

Nebraska Record When:	All (W)	All(L)	H(W)	H(L)	A (W)	A (L)
Ahead at Halftime	12	2	9	1	3	1
Behind at Halftime	1	15	1	5	0	10
Tied at Halftime	0	0	0	0	0	0
Bench Outscores Opponent's	5	9	5	3	0	6
Opponent Bench Outscores NU	6	7	3	3	3	4
Bench scoring is even	2	1	2	0	0	1
Shooting 50% or Better	3	0	3	0	0	0
Shooting Under 50%	10	17	7	6	3	11
Opp. Shoots 50% or Better	0	2	0	1	0	1
Opp. Shoots Under 50%	13	15	10	5	3	10
Outshooting Opponent (pct.)	13	5	10	0	3	5
Outshot by Opponent (pct.)	0	11	0	5	0	6
Shooting is even	0	1	0	0	0	1
Outrebounding Opponent	7	4	6	1	1	3
Outrebounded by Opponent	6	13	4	5	2	8
Rebounds are Even	0	0	0	0	0	0
Committing More TOs than Opp	3	8	3	2	0	6
Committing Fewer TOs than Opp	10	6	7	3	3	3
Turnovers are Even	0	3	0	1	0	2
Leading with 5:00 left	13	2	10	1	3	1
Trailing with 5:00 left	0	13	0	5	0	8
Tied with 5:00 left	0	2	0	0	0	2
In Overtime	2	1	1	0	1	1
Scoring 80 or more points	3	0	3	0	0	0
Scoring 61 to 79 points	6	5	4	3	2	2
Scoring 60 or fewer points	4	12	3	3	1	9
Allowing 80 or more points	0	1	0	0	0	1
Allowing 61 to 79 points	5	13	4	6	1	7
Allowing 60 or fewer points	8	3	6	0	2	3

Field-Goal Percentage by Site:

NU	H (PBA) --359-835= 43.0	A --286-715= 40.0
OPP	A --290-703= 41.3	H (PBA) 344-869 = 39.6

Free-Throw Percentage by Site:

NU	H (PBA) -245-343 = 71.4	A --149-214 = 69.6
OPP	A --227-310= 73.2	H (PBA) - 195-295= 66.1

NU Average at home: 65.8 ppg (1053)

Opp. Average at home: 62.1 ppg (993)

NU Average on Road/Neutral: 56.2 ppg (787)

Opp. Average on Road/Neutral: 64.0 ppg (896)

MISCELLANEOUS STREAKS

Biggest margin of victory	26, Central Arkansas (11/18)
Biggest margin of defeat	28: vs. Iowa (2/22)
Largest deficit overcome in win	16, Omaha (11/25)
Largest halftime deficit overcome in win	1, Minnesota (1/20)
Largest lead surrendered in loss	10, Creighton (12/7); Incarnate Word (12/10)
Largest halftime lead surrendered in loss	4, at Rhode Island (11/22)
Largest lead at any time	29, Central Arkansas (11/18)
Largest deficit at any time	31, Iowa (2/22)
Largest runs without opponent scoring	17, Northwestern (15:01-8:51, 2nd)
Largest opponent run without NU scoring	14, Iowa (3:48-0:03, 1st)

THE LAST TIME...

Nebraska Team

Ranked in the top 5 (AP Poll)..... Never Happened
 Ranked in the top 10 (AP Poll)..... March 1, 1966
 Ranked in the top 20 (AP Poll)..... Jan. 2, 1995
 Ranked in the top 25 (AP Poll)..... Nov. 17, 2014
 Ranked in the top 25 (USA Today Coaches Poll)..... Nov. 17, 2014

Played AP Poll No. 1 ranked team lost at No. 1 Indiana (47-76), 2/13/2013
 Defeated AP Poll No. 1 ranked team at No. 1 Missouri (67-51), 2/6/1982
 Played AP Poll No. 2 ranked team lost at No. 2 Michigan (47-62), 1/9/13
 Defeated AP Poll No. 2 ranked team vs. No. 2 Oklahoma State (85-69), 2/5/1992
 Played Team Ranked 1-5 by AP lost vs. No. 5 Wisconsin (55-65), 2/10/2014
 Defeated Team Ranked 1-5 by AP vs. No. 3 Texas (70-67), 2/19/2011
 Played Team Ranked 6-10 by AP lost vs. No. 10 Maryland (61-64), 3/9/2015
 Defeated Team Ranked 6-10 by AP vs. No. 9 Wisconsin (77-68), 3/9/2014
 Defeated Team Ranked 11-25 by AP vs. No. 18 Ohio St., (68-62), 1/20/2014
 Defeated Team Ranked 1-10 by AP on Road at No. 9 Michigan St., (60-51) 2/16/2014

Scored 100 or more points 107; vs. North Carolina A&T, 12/19/2005
 Scored 90 or more points 90; vs. UMass, 11/21/2013
 Scored 80 or more points 80; vs. Omaha, 11/25/2014
 Scored less than 50 points 46; vs. Iowa, 2/22/2015
 Scored less than 40 points 38; at Oregon, 12/15/2012
 Shot 75% from the field..... 750; vs. Nebraska-Omaha (42-56), 1/25/1988 \$
 Shot 70% from the field..... 723; vs. UNC Wilmington (34-47), 12/5/1997
 Shot 60% from the field..... 628; vs. Northwestern (27-43), 2/3/2015

Made 50 or more free throws..... Never Happened
 Made 40 or more free throws 43, vs. Texas (43-59), 1/3/1996 - \$
 Made 30 or more free throws 37; vs. Penn State (37-48), 2/20/2014
 Made 25 or more free throws 29; vs. Michigan State (29-37), 1/24/2015
 Attempted 60 or more free throws 60, vs. Kansas State (36-60), 1/11/1954 - \$
 Attempted 50 or more free throws 59, vs. Texas (43-59), Jan. 3, 1996
 Attempted 40 or more free throws 48; vs. Penn State (37-48), 2/20/2014
 Attempted 30 or more free throws 37; vs. Maryland (23-37), 3/9/2015
 Shot 100% from the foul line (min 10 att.)..... 1.000; at Penn State (16-16), 1/19/2013
 Shot 95% from the foul line (min 10 att.)..... 1.000; at Penn State, (16-16), 1/19/2013
 Shot 90% from the foul line (min 10 att.) 917; Michigan (11-12), 1/9/2014

Made 20 or more 3-pointers..... Never Happened
 Made 15 or more 3-pointers 16; North Carolina A&T (16-36), 12/19/2005
 Made 10 or more 3-pointers 10; at Maryland (10-26), 2/19/2015
 Made 0 3-pointers..... 0; vs. Jacksonville State (0-5); 12/18/2012
 Attempted 40 or more 3-pointers Never Happened
 Attempted 30 or more 3-pointers 30; at Michigan State (9-30), 2/16/2014
 Attempted 20 or more 3-pointers 20; at Illinois (5-20), 3/4/2015
 Shot 75% from 3-point range (min. 10 att.)..... 750, vs. UT-Pan American (9-12), 12/2/2009 - \$
 Shot 60% from 3-point range (min. 10 att.)..... 647; vs. USC (11-17), 12/3/2012
 Shot 50% from 3-point range (min. 10 att.)..... 543; vs. Wisconsin (6-11), 3/9/2014
 Shot 50% from 3-point range (min. 20 att.)..... 500; vs. Minnesota (11-22), 1/26/2014

Had 60 or more rebounds 60; vs. Oral Roberts, 12/22/1999
 Had 50 or more rebounds 52; vs. Texas Tech, 2/27/2010

Had 30 or more assists 35, vs. Northeastern Illinois, 12/21/1994
 Had 25 or more assists 28; vs. North Carolina A&T, 12/19/2005
 Had 20 or more assists 24; vs. Rhode Island, 11/20/2011
 Had 15 or more assists 15; at Maryland, 2/19/2015

Had 20 or more steals 23, vs. Texas Tech, 3/4/1999 - \$
 Had 15 or more steals 15, vs. Arkansas State, 12/14/2013
 Had 10 or more steals 10; vs. Maryland, 3/8/2015

Had 15 or more blocked shots 15, vs. Coppin State, Dec. 6, 1996 - \$
 Had 10 or more blocked shots 11; at Creighton, 12/11/2005

Had 30 or more turnovers 31, at Creighton, 12/11/2005
 Had 20 or more turnovers 20; at Minnesota, 1/31/2015
 Had less than 5 turnovers..... 5; at Wisconsin, 1/15/2015

Nebraska Player...

Had 20 or more points: 26; Shavon Shields vs. Maryland, 3/8/2015
 Had 25 or more points: 28; Terran Petteway vs. Northwestern, 2/3/2015
 Had 30 or more points: 32; Terran Petteway vs. Michigan State, 1/24/2015
 Had 40 or more points: 41; Aleks Maric, vs. Kansas State, 2/13/2007

Had No Player in Double Figures: vs. Ohio State, 1/21/2012
 Had Five Players with 10 or more points vs. Penn State, 2/20/2014
 Terran Petteway (26); Shavon Shields (13); Walter Pitchford (11); Ray Gallegos (11); Tai Webster (10)
 Two Huskers with 20 or more points, same game: vs. Michigan State, 1/24/2015
 Terran Petteway (32) & Shavon Shields (21);
 Three Huskers with 20 or more points, same game: vs. Oklahoma State, 3/5/2007
 Marcus Perry (25), Aleks Maric (23), Paul Velandar (20)
 Two Huskers with 30 or more points, same game: vs. Oregon, 11/25/1995
 Tyronn Lue (30) & Jaron Boone (30) - only time in school history

Had 10 or more rebounds: 10; Terran Petteway vs. Maryland, 3/8/15
 Had 15 or more rebounds: 16; Aleks Maric vs. Colorado, 3/9/2008
 Had 20 or more rebounds: 21, Kimani Ffriend vs. Oral Roberts, 12/22/1999
 Had 25 or more rebounds: 26, Bill Johnson, vs. Iowa State, 1/4/1954 - \$
 Two Huskers with 10 or more rebounds, same game: vs. Ohio, 12/25/2014
 (David Rivers 13; Terran Petteway 12)
 Three Huskers with 10 or more rebounds, same game: vs. Texas Tech, 1/19/2000
 (Steffon Bradford 16; Kimani Ffriend 12; Louis Truscott 11)

Had 5 or more 3-pointers: 5; Walter Pitchford at Maryland (5-10), 2/19/2015
 Had 6 or more 3-pointers: 6; Terran Petteway vs. Northern Kentucky (6-9), 11/16/2014
 Had 7 or more 3-pointers: 7; Ray Gallegos at Iowa (7-14), 3/9/2013
 Had 8 or more 3-pointers: 8; Cary Cochran, vs. Baylor (8-13), 2/27/2002 - \$

Had 5 or more assists: 9; Terran Petteway at Maryland, 2/19/2015
 Had 10 or more assists: 10; Lance Jeter vs. Kansas, 2/5/2011
 Had 15 or more assists: 15; Charles Richardson vs. Rutgers, 12/2/2006
 Had 18 or more assists: 18; Brian Carr, at Evansville, 1/3/1985 - \$

Had 5 or more blocked shots: 5; Jorge Brian Diaz vs. Florida Gulf Coast, 12/7/11
 Had 7 or more blocked shots: 7; John Turek, vs. Colorado, 3/2/2005
 Had 9 or more blocked shots: 9; Mikki Moore, vs. Coppin State, 12/6/1996 - \$
 Had 10 or more blocked shots: Never Happened

Had 5 or more steals: 7; Brandon Richardson at Ohio State, 1/3/2012
 Had 7 or more steals: 7; Brandon Richardson at Ohio State, 1/3/2012
 Had 8 or more steals: 8, Cookie Belcher, vs. Oklahoma St., 2/7/2001 - \$
 Had 10 or more steals: Never Happened

Had Triple-Double (Points/Rebounds/Assists): Never Happened
 Had Double-Double (Points/Assists): Lance Jeter vs. Kansas, 2/2/2011 (10 pts/10 asst)
 Had Double-Double (Points/Rebounds): Terran Petteway vs. Maryland, 3/8/2015 (19 pts/10 reb)
 Had Double-Double (Points/Steals): Never Happened
 Had Double-Double (Points/Blocks): Never Happened

\$ - School Record

#0 TAI WEBSTER

Points
Season: 13 vs. Cent. Ark. (11/18/14); vs. Michigan St. (1/24/15)
Career: 14 vs. Georgia (11/24/13)

Rebounds
Season: 5 vs. Creighton (12/7/14)
Career: 5 vs. Penn State (2/20/14); vs. Creighton (12/7/14)

Field Goals
Season: 5 vs. Central Arkansas (11/18/14)
Career: Same

Field Goal Attempts
Season: 8 vs. Northern Kentucky (11/16/14)
Career: 9 vs. UMass (11/21/13); at Cincinnati (12/28/13)

3-Point Field Goals
Season: 2 vs. Michigan St. (1/24/15)
Career: same

3-Point Field Goal Attempts
Season: 5 vs. Northern Kentucky (11/16/14)
Career: Same

Free Throws
Season: 7 vs. Michigan St. (1/24/15)
Career: 8 vs. Penn State (2/20/14)

Free Throw Attempts
Season: 8 vs. Michigan St. (1/24/15)
Career: 11 vs. South Carolina State (11/17/13)

Assists
Season: 4 vs. Omaha (11/25/14)
Career: 5 three times, last vs. Arkansas State (12/14/13)

Steals
Season: 4 vs. C. Arkansas (11/18/14); at Penn St. (2/7/15)
Career: 4 four times, last at Penn St. (2/7/15)

Blocks
Season: 1 vs. UT-Martin (11/28/14); vs. Michigan St. (1/24/15)
Career: 1 five times, last vs. Michigan St. (1/24/15)

Minutes Played
Season: 29 at Minnesota (1/31/15)
Career: 36 at Cincinnati (12/28/13)

#1 ANDREW WHITE III (NEBRASKA HIGHS)

Points
Season: none
Career: same

Rebounds
Season: none
Career: same

Field Goals
Season: none
Career: same

Field Goal Attempts
Season: none
Career: same

3-Point Field Goals
Season: none
Career: same

3-Point Field Goal Attempts
Season: none
Career: same

Free Throws
Season: none
Career: same

Free Throw Attempts
Season: none
Career: same

Assists
Season: none
Career: same

Steals
Season: none
Career: same

Blocks
Season: none
Career: same

Minutes Played
Season: Season: none
Career: same

#2 DAVID RIVERS

Points
Season: 12 vs. Northern Kentucky (11/16/14)
Career: 20 vs. Central Michigan (12/22/12)

Rebounds
Season: 13 vs. Ohio (12/25/14)
Career: same

Field Goals
Season: 5 vs. NKU (11/16/14); at Illinois (3/4/15)
Career: 8 vs. Cent. Mich. (12/22/12); at Michigan St. (1/13/13)

Field Goal Attempts
Season: 7 vs. Creighton (12/7/14); at Illinois (3/4/15)
Career: 10 vs. C. Mich. (12/22/12); vs. Mich. St. (2/16/13)

3-Point Field Goals
Season: 1 at Ohio State (2/26/15)
Career: 1 nine times, last at Ohio State (2/26/15)

3-Point Field Goal Attempts
Season: 1 at Ohio State (2/26/15)
Career: 3 vs. Kent State (11/24/12)

Free Throws
Season: 4 vs. Central Arkansas (11/18/14)
Career: 7 vs. Penn State (2/9/13)

Free Throw Attempts
Season: 6 vs. Maryland (3/8/15)
Career: 8 vs. Penn State (2/9/13)

Assists
Season: 2 vs. Creighton (12/7/14); at Illinois (3/4/15)
Career: 5 vs. Penn State (2/9/13)

Steals
Season: 2 vs. Ohio (12/25/14)
Career: 4 vs. UMass (11/21/13)

Blocks
Season: 2 vs. Cincinnati (12/13/14)
Career: 3 vs. Purdue (2/23/14)

Minutes Played
Season: 47 vs. Cincinnati (12/13/14)
Career: same

#3 BENNY PARKER

Points
Season: 12 at Hawaii (12/22/14)
Career: same

Rebounds
Season: 6 at Maryland (2/19/15)
Career: same

Field Goals
Season: 5 at Hawaii (12/22/14)
Career: same

Field Goal Attempts
Season: 7 at Hawaii (12/22/14)
Career: 7 vs. Southern (11/11/12); at Hawaii (12/22/14)

3-Point Field Goals
Season: 2 vs. Creighton (12/7/14); vs. Rutgers (1/8/15)
Career: same

3-Point Field Goal Attempts
Season: 3 vs. Ohio (12/25/14)
Career: same

Free Throws
Season: 6 vs. Minnesota (1/20/15)
Career: 6 at Wake Forest (11/27/12); vs. Minnesota (1/20/15)

Free Throw Attempts
Season: 6 vs. Omaha (11/25/14); vs. Minnesota (1/20/15)
Career: 9 at Wake Forest (11/27/12)

Assists
Season: 4 three times, last vs. Northwestern (2/5/15)
Career: 7 vs. Tulane (11/21/12)

Steals
Season: 4 at Fla. St. (12/1/14); vs. Loyola Marymount (12/23/14)
Career: 4 four times, last vs. Loyola Marymount (12/23/14)

Blocks
Season: 1 vs. Indiana (12/31/14)
Career: 1 four times, last vs. Indiana (12/31/14)

Minutes Played
Season: 44 vs. Cincinnati (12/13/14)
Career: same

#5 TERRAN PETTEWAY (NEBRASKA HIGHS)

Points
Season: 32 vs. Michigan St. (1/24/15)
Career: 35 vs. Minnesota (1/26/14)

Rebounds
Season: 12 vs. Omaha (11/25/14)
Career: 12 at Iowa (12/31/13); vs. Omaha (11/25/14)

Field Goals
Season: 11 at Wisconsin (1/15/15)
Career: same

Field Goal Attempts
Season: 23 vs. Wisconsin (2/10/14)
Career: Same

3-Point Field Goals
Season: 6 vs. Northern Kentucky (11/16/14)
Career: Same

3-Point Field Goal Attempts
Season: 11 vs. Creighton (12/7/14); vs. Northwestern (2/5/15)
Career: Same

Free Throws
Season: 9 vs. Ohio (12/25/14); vs. Michigan St. (1/24/15)
Career: 14 vs. Penn State (2/20/14)

Free Throw Attempts
Season: 14 vs. Michigan St. (1/24/15)
Career: 19 vs. Penn State (2/20/14)

Assists
Season: 9 at Maryland (2/19/15)
Career: Same

Steals
Season: 3 three times, last at Penn St. (2/7/15)
Career: 3 five times, last at Penn St. (2/7/15)

Blocks
Season: 4 at Rhode Island (11/22/14)
Career: Same

Minutes Played
Season: 40 at URI (11/22/14); vs. Michigan St. (1/24/15)
Career: Same

#10 TREVOR MENKE

Points
Season: 3 vs. Omaha (11/25/14)
Career: 3 three times, last vs. Omaha (11/25/14)

Rebounds
Season: none
Career: same

Field Goals
Season: 1 vs. Omaha (11/25/14)
Career: 1 three times, last vs. Omaha (11/25/14)

Field Goal Attempts
Season: 1 vs. Northern Kentucky (11/16/14)
Career: 3 vs. UNO (11/18/12)

3-Point Field Goals
Season: 1 vs. Omaha (11/25/14)
Career: 1 three times, last vs. Omaha (11/25/14)

3-Point Field Goal Attempts
Season: 1 vs. NKU (11/16/14); vs. Omaha (11/25/14)
Career: 2 vs. UNO (11/18/12)

Free Throws
Season: none
Career: 1 vs. Illinois (1/22/13)

Free Throw Attempts
Season: none
Career: 2 vs. Illinois (1/22/13)

Assists
Season: none
Career: 3 vs. UNO (11/18/12)

Steals
Season: none
Career: 1 vs. UNO (11/18/12); at Michigan (2/5/14)

Blocks
Season: none
Career: same

Minutes Played
Season: 3 vs. Central Arkansas (11/18/14); Iowa (2/22/15)
Career: 16 vs. Southern (11/11/12); vs. UNO (11/18/12)

#11 TARIN SMITH

Points
Season: 13 at Ohio State (2/26/15)
Career: same

Rebounds
Season: 7 at Michigan (1/27/14)
Career: same

Field Goals
Season: 5 at Ohio State (2/26/15)
Career: same

Field Goal Attempts
Season: 8 at Michigan (1/27/14); at Penn St. (2/7/15)
Career: same

3-Point Field Goals
Season: 3 at Ohio State (2/26/15)
Career: same

3-Point Field Goal Attempts
Season: 3, four times, last at Ohio State (2/26/15)
Career: same

Free Throws
Season: 4 vs. NKU (11/16/14); vs. Michigan St. (1/24/15)
Career: same

Free Throw Attempts
Season: 5 vs. Ohio (12/25/14); vs. Michigan St. (1/24/15)
Career: same

Assists
Season: 3 at Rhode Island (11/22/14)
Career: same

Steals
Season: 2 three times, last vs. Iowa (2/22/15)
Career: same

Blocks
Season: 2 vs. Illinois (1/11/15)
Career: same

Minutes Played
Season: 30 at Michigan (1/27/14)
Career: same

#12 MOSES ABRAHAM (NEBRASKA HIGHS)

Points
Season: 7 vs. Tenn.-Martin (11/28/14)
Career: same

Rebounds
Season: 7 at Rhode Island (11/22/14); vs. Omaha (11/25/14)
Career: same

Field Goals
Season: 3 vs. Tenn.-Martin (11/28/14)
Career: same

Field Goal Attempts
Season: 5 vs. Tenn.-Martin (11/28/14)
Career: same

3-Point Field Goals
Season: none
Career: same

3-Point Field Goal Attempts
Season: none
Career: same

Free Throws
Season: 1 vs. Tenn.-Martin (11/28/14); vs. Rutgers (1/8/15)
Career: same

Free Throw Attempts
Season: 2 at Rhode Island (11/22/14)
Career: same

Assists
Season: 1 vs. Northern Kentucky (11/16/14); at Illinois (3/4/15)
Career: same

Steals
Season: 2 vs. Creighton (12/7/14)
Career: same

Blocks
Season: 2 vs. NKU (11/16/14); vs. Omaha (11/25/14)
Career: same

Minutes Played
Season: 19 vs. Tenn.-Martin (11/28/14); at Florida St. (12/1/14)
Career: same

2014-15 NEBRASKA INDIVIDUAL SEASON AND CAREER HIGHS

#21 LESLEE SMITH (NEBRASKA HIGHS)

Points
 Season: 8 at Illinois (3/4/15)
 Career: 13 vs. Northern Illinois (11/30/13)

Rebounds
 Season: 9 at Illinois (3/4/15)
 Career: 11 vs. Georgia (11/24/13)

Field Goals
 Season: 4 at Illinois (3/4/15)
 Career: 5 three times, last at Ohio State (1/4/14)

Field Goal Attempts
 Season: 9 at Illinois (3/4/15)
 Career: same

3-Point Field Goals
 Season: none
 Career: same

3-Point Field Goal Attempts
 Season: none
 Career: 1 vs. Western Illinois (11/12/13)

Free Throws
 Season: 3 at Wisconsin (1/15/15)
 Career: 7 vs. Minnesota (1/26/14)

Free Throw Attempts
 Season: 4 at Wisconsin (1/15/15)
 Career: 6 vs. The Citadel (12/21/13)

Assists
 Season: 2 three times, last at Illinois (3/4/15)
 Career: 2 five times, last at Illinois (3/4/15)

Steals
 Season: 2 vs. Wisconsin (2/10/15); at Purdue (2/15/15)
 Career: 3 four times, last vs. Minnesota (1/26/14)

Blocks
 Season: 2 at Minnesota (1/31/15); vs. Wisconsin (2/10/15)
 Career: 3 vs. UMass (11/21/13)

Minutes Played
 Season: 32 at Illinois (3/4/15)
 Career: same

#23 NICK FULLER

Points
 Season: 12 at Maryland (2/19/15)
 Career: same

Rebounds
 Season: 5 at Maryland (2/19/15); vs. Iowa (2/22/15)
 Career: same

Field Goals
 Season: 5 at Maryland (2/19/15)
 Career: same

Field Goal Attempts
 Season: 9 at Maryland (2/19/15)
 Career: same

3-Point Field Goals
 Season: 2 at Maryland (2/19/15)
 Career: same

3-Point Field Goal Attempts
 Season: 3 at Maryland (2/19/15)
 Career: same

Free Throws
 Season: 2 at Iowa (1/5/15)
 Career: same

Free Throw Attempts
 Season: 2 at Iowa (1/5/15); at Wisconsin (1/15/15)
 Career: same

Assists
 Season: 2 vs. Incarnate Word (12/10/14)
 Career: same

Steals
 Season: 2 vs. Iowa (2/22/15)
 Career: same

Blocks
 Season: 1 at Iowa (1/5/15)
 Career: same

Minutes Played
 Season: 30 vs. Iowa (2/22/15)
 Career: same

#23 JAKE HAMMOND

Points
 Season: 2 vs. Central Arkansas (11/18/14)
 Career: same

Rebounds
 Season: 2 vs. Rutgers (1/8/15)
 Career: same

Field Goals
 Season: 1 vs. Central Arkansas (11/18/14)
 Career: same

Field Goal Attempts
 Season: 2 vs. Central Arkansas (11/18/14)
 Career: same

3-Point Field Goals
 Season: none
 Career: same

3-Point Field Goal Attempts
 Season: none
 Career: same

Free Throws
 Season: 1 vs. Iowa (2/22/15)
 Career: same

Free Throw Attempts
 Season: 2 vs. Iowa (2/22/15)
 Career: same

Assists
 Season: 1 at Florida St. (12/1/14)
 Career: same

Steals
 Season: none
 Career: same

Blocks
 Season: 1 vs. Central Arkansas (11/18/14); at Iowa (1/5/15)
 Career: same

Minutes Played
 Season: 8 vs. Central Arkansas (11/18/14)
 Career: same

#30 B.J. DAY

Points
 Season: none
 Career: same

Rebounds
 Season: none
 Career: same

Field Goals
 Season: none
 Career: same

Field Goal Attempts
 Season: none
 Career: same

3-Point Field Goals
 Season: none
 Career: same

3-Point Field Goal Attempts
 Season: none
 Career: same

Free Throws
 Season: none
 Career: same

Free Throw Attempts
 Season: none
 Career: same

Assists
 Season: none
 Career: same

Steals
 Season: none
 Career: same

Blocks
 Season: none
 Career: same

Minutes Played
 Season: none
 Career: same

#31 SHAVON SHIELDS

Points
 Season: 35 vs. Omaha (11/25/14)
 Career: same

Rebounds
 Season: 11 vs. Central Arkansas (11/18/14)
 Career: 13 vs. Michigan State (2/16/13)

Field Goals
 Season: 12 vs. Omaha (11/25/14)
 Career: same

Field Goal Attempts
 Season: 18 vs. Indiana (12/31/14); at Iowa (1/5/15)
 Career: same

3-Point Field Goals
 Season: 4 vs. Omaha (11/25/14)
 Career: 4 vs. Omaha (11/25/14)

3-Point Field Goal Attempts
 Season: 7 at Minnesota (1/31/15)|
 Career: same

Free Throws
 Season: 10 vs. No. Kentucky (11/16/14); vs. Maryland (3/8/13)
 Career: 15 vs. Illinois (2/12/14)

Free Throw Attempts
 Season: 11 three times, last vs. Maryland (3/8/15)
 Career: 15 vs. Illinois (2/12/14)

Assists
 Season: 8 vs. Northwestern (2/5/15)
 Career: same

Steals
 Season: 4 vs. Maryland (3/8/15)
 Career: 4 vs. Indiana (1/30/14)

Blocks
 Season: 2 vs. Central Arkansas (11/18/14)
 Career: 3 vs. Georgia (11/24/13)

Minutes Played
 Season: 46 vs. Cincinnati (12/13/14)
 Career: Same

#35 WALTER PITCHFORD (NEBRASKA HIGHS)

Points
 Season: 19 vs. Tenn.-Martin (11/28/14); at Maryland (2/19/15)
 Career: Same

Rebounds
 Season: 11 vs. Minnesota (1/20/15)
 Career: 12 at Iowa (12/31/13)

Field Goals
 Season: 7 at Maryland (2/19/15)
 Career: 7 at Indiana (3/5/14)

Field Goal Attempts
 Season: 14 at Maryland (2/19/15)
 Career: 15 at Iowa (12/31/13)

3-Point Field Goals
 Season: 6 vs. Tenn.-Martin (11/28/14)
 Career: same

3-Point Field Goal Attempts
 Season: 10 vs. Tenn.-Martin (11/28/14); at Maryland (2/19/15)
 Career: Same

Free Throws
 Season: 3 at Rhode Island (11/22/14)
 Career: 4 at Iowa (12/31/13)

Free Throw Attempts
 Season: 5 at Rhode Island (11/22/14); vs. Omaha (11/25/14)
 Career: 4 four times, last vs. Penn State (2/20/14)

Assists
 Season: 3 vs. Indiana (12/31/14)
 Career: same

Steals
 Season: 2 vs. Omaha (11/25/14)
 Career: 2 four times, last vs. Omaha (11/25/14)

Blocks
 Season: 3 vs. Northern Kentucky (11/16/14)
 Career: 3 vs. No. Ill. (11/30/13); vs. No. Kentucky (11/16/14)

Minutes Played
 Season: 48 vs. Cincinnati (12/13/14)
 Career: same

#44 KYE KURKOWSKI

Points
 Season: 2 vs. Northern Kentucky (11/16/14)
 Career: 2 vs. Northwestern (2/26/13); at Michigan (2/5/14)

Rebounds
 Season: 1 vs. Northern Kentucky (11/16/14)
 Career: 2 vs. Illinois (1/22/13); vs. So. Carolina St. (11/17/13)

Field Goals
 Season: 1 vs. Northern Kentucky (11/16/14)
 Career: 1 vs. Northwestern (2/26/13); at Michigan (2/5/14)

Field Goal Attempts
 Season: 1 vs. Northern Kentucky (11/16/14)
 Career: 1 vs. Northwestern (2/26/13); at Michigan (2/5/14)

3-Point Field Goals
 Season: none
 Career: same

3-Point Field Goal Attempts
 Season: none
 Career: same

Free Throws
 Season: none
 Career: same

Free Throw Attempts
 Season: none
 Career: 1 at Michigan (2/5/14)

Assists
 Season: none
 Career: same

Steals
 Season: none
 Career: same

Blocks
 Season: none
 Career: same

Minutes Played
 Season: 3 vs. Iowa (2/22/15)
 Career: 3 vs. Illinois (1/22/13); vs. So. Carolina St. (11/17/13)



#0 TAI WEBSTER | 6-4 | 199 | So. | G | Auckland, New Zealand

CAREER STATS

Year	GP	GS	Min	Avg	Total					Rebounds					PF	FO	Ast	TO	Blk	Stl	Pts	Avg			
					FG	FGA	Pct	3FG	3FGA	Pct	FT	FTA	Pct	Off									Def	Tot	Avg
2013-14	32	30	729	22.8	34	112	.304	6	35	.171	52	84	.619	14	52	66	2.1	74	0	63	58	3	24	126	3.9
2014-15	29	4	528	18.2	38	106	.358	11	50	.220	28	38	.737	11	44	55	1.9	61	2	33	38	4	20	115	4.0
TOTAL	61	34	1257	20.6	72	218	.330	17	85	.200	80	122	.656	25	96	121	2.0	135	2	96	96	7	44	241	4.0

2014-15 GAME-BY-GAME

Opponent	Date	GS	Min	TOTAL			3-PTS			FT			REBOUNDS			PF	FO	A	TO	Blk	Stl	Pts	Avg	
				FG	FGA	Pct	3FG	FGA	Pct	FT	FTA	Pct	Off	Def	Tot									Avg
Northern Kentucky	11/16/14	*	25	2	8	.250	1	5	.200	3	4	.750	0	2	2	2.0	4	0	1	2	0	8	8.0	
Central Arkansas	11/18/14	*	26	5	7	.714	1	3	.333	2	5	.400	0	3	3	2.5	2	0	2	4	0	4	13	10.5
at Rhode Island	11/22/14	*	24	1	3	.333	0	2	.000	0	0	.000	1	1	2	2.3	3	0	0	1	0	2	7.7	
Omaha	11/25/14		28	4	6	.667	0	2	.000	2	2	1.000	0	2	2	2.3	3	0	4	4	1	1	10	8.3
Tennessee-Martin	11/28/14		16	3	6	.500	1	3	.333	0	0	.000	0	3	3	2.4	1	0	1	2	1	0	7	8.0
at Florida State	12/1/14		16	0	6	.000	0	4	.000	1	2	.500	0	0	0	2.0	5	1	3	1	0	0	1	6.8
Creighton	12/7/14		19	1	5	.200	0	2	.000	0	0	.000	2	3	5	2.4	4	0	1	1	0	0	2	6.1
Incarnate Word	12/10/14		17	3	6	.500	1	4	.250	0	0	.000	0	2	2	2.4	2	0	0	3	0	0	7	6.3
Cincinnati	12/13/14		28	1	4	.250	1	2	.500	6	6	1.000	2	1	3	2.4	1	0	0	1	0	0	9	6.6
at Hawai'i	12/21/14		16	0	1	.000	0	0	.000	0	0	.000	1	1	2	2.4	3	0	1	3	1	1	0	5.9
vs. Loyola Marymount	12/23/14		7	0	1	.000	0	1	.000	0	0	.000	0	0	0	2.2	0	0	1	0	0	0	0	5.4
vs. Ohio	12/25/14		16	0	3	.000	0	2	.000	0	0	.000	0	2	2	2.2	1	0	0	1	0	1	0	4.9
Indiana	12/31/14		15	1	3	.333	0	0	.000	0	0	.000	1	2	3	2.2	3	0	0	0	0	0	2	4.7
at Iowa	1/5/15		7	0	1	.000	0	1	.000	0	0	.000	1	0	1	2.1	1	0	1	2	0	0	0	4.4
Rutgers	1/8/15		3	0	2	.000	0	0	.000	1	2	.500	0	0	0	2.0	1	0	0	0	0	1	1	4.1
Illinois	1/11/15					DNP-CD																		
at Wisconsin	1/15/15		2	0	0	.000	0	0	.000	0	1	.000	0	0	0	1.9	0	0	1	0	0	0	0	3.9
Minnesota	1/20/15		16	1	2	.500	0	1	.000	0	0	.000	0	3	3	1.9	4	0	1	0	0	0	2	3.8
Michigan State	1/24/15		28	2	3	.667	2	2	1.000	7	8	.875	0	3	3	2.0	2	0	1	1	1	2	13	4.3
at Michigan	1/27/15	*	16	0	2	.000	0	1	.000	0	0	.000	0	3	3	2.1	0	0	2	1	0	0	0	4.1
at Minnesota	1/31/15		29	2	5	.400	1	3	.333	0	0	.000	1	1	2	2.1	4	0	3	1	0	0	5	4.1
Northwestern	2/3/15		24	2	2	1.000	1	1	1.000	0	0	.000	1	1	2	2.0	2	0	1	3	0	1	5	4.1
at Penn State	2/7/15		16	2	3	.667	0	1	.000	1	1	1.000	0	1	1	2.0	2	0	1	1	0	4	5	4.2
Wisconsin	2/10/15		24	2	7	.286	0	1	.000	1	1	1.000	0	1	1	2.0	5	1	0	0	0	0	5	4.2
at Purdue	2/15/15		23	1	6	.167	0	3	.000	0	0	.000	0	2	2	2.0	2	0	2	1	0	1	2	4.1
at Maryland	2/19/15		24	1	1	1.000	1	1	1.000	0	0	.000	0	3	3	2.0	1	0	2	3	0	0	3	4.1
Iowa	2/22/15		15	1	4	.250	0	2	.000	0	0	.000	0	1	1	2.0	0	0	1	0	0	0	2	4.0
at Ohio State	2/26/15		19	1	3	.333	0	1	.000	3	4	.750	0	1	1	1.9	2	0	0	1	0	1	5	4.0
at Illinois	3/4/15		11	1	2	.500	1	2	.500	0	0	.000	0	2	2	1.9	1	0	3	1	0	0	3	4.0
Maryland	3/8/15		18	1	4	.250	0	0	.000	1	2	.500	1	0	1	1.9	2	0	0	0	0	1	3	4.0
Totals		4	528	38	106	.358	11	50	.220	28	38	.737	11	44	55	1.9	61	2	33	38	4	20	115	4.0

NOTING WEBSTER

Overview: Spent the second half of the summer playing for the New Zealand National Team preparing for the FIBA World Cup in Spain...Started at point guard and helped New Zealand to the Round of 16...Started 30 games at point guard as a true freshman, averaging 3.9 points and a team-high 2.0 assists per game...Graduated from Westlake Boys High School in December of 2012...Selected for the New Zealand team at 17 years old and made his national team debut in 2012...Father, Tony, played collegiately at Hawaii, earning first team All-WAC honors in 1983 while his older brother, Corey, plays professionally in New Zealand and joined Tai on the New Zealand National Team in 2014.

2014-15 Highlights: Totaled eight points and a pair of rebounds in the win over Northern Kentucky...Turned in a solid effort with a season-high 13 points on 5-of-7 shooting, three rebounds and matched his career high with four steals vs. Central Arkansas...Came off the bench against Omaha and performed well with 10 points, a season-high four assists and two rebounds in 28 minutes...Provided a spark off the bench with seven points and three rebounds, scoring five of his points in a 17-3 run to end the first half...Totaled seven points and a pair of rebounds vs. Incarnate Word...Played a crucial role in the double overtime win vs. Cincinnati with nine points, all coming in the last 10 minutes of regulation and the two OTs, and three rebounds...his offensive rebound with 1:18 left in the second OT led to Benny Parker's game-winning basket against the Bearcats...Gave NU a spark off the bench with two points and three rebounds while helping to limit Andre Hollins in the second half of NU's win over the Gophers...Played his best game of the season against Michigan State with 13 points, including a pair of 3-pointers, and three rebounds in 28 minutes off the bench...Made his first start since mid-November and had three rebounds and two assists at Michigan...Had five points, three assists and two rebounds in 29 minutes at Minnesota...Had five points and two rebounds in 24 minutes vs Northwestern...Tied his career high with four steals and had five points - all in the second half - at Penn State...Helped Nebraska mount a second-half comeback against Wisconsin, scoring five points as NU cut the 17-point deficit to five...Had three points, three rebounds and a pair of assists at No. 16 Maryland...Totaled five points and a rebound at Ohio State...Had three points and a team-high three assists at Illinois.

MISC. STATS

Category	2014-15	Career
Double-Figure Scoring	3	7
Double-Figure Rebounding	0	0
Double-Figure Assists	0	0
Double-Doubles	0	0
Led NU in Scoring	0	0
Led NU in Rebounding	0	1
Led NU in Assists	5	13
20+ Point Games	0	0
30+ Point Games	0	0

TOP PERFORMANCES OF 2014-15

Category	No.	Opponent (Date)
Points	13	Michigan State (1/24)
	13	Central Arkansas (11/18)
	10	Omaha (11/25)
	9	Cincinnati (12/13)
	9	Cincinnati (12/13)
Rebounds	5	Creighton (12/7)
	3	at Maryland (2/19)
	3	Michigan State (1/24)
	3	Cincinnati (12/13)
	3	Central Arkansas (11/18)
	3	Tennessee-Martin (11/28)
	3	Indiana (12/31)
	3	at Michigan (1/27)
Assists	4	Omaha (11/25)
	3	at Florida State (12/1)
	3	at Minnesota (1/31)
	3	at Illinois (3/4)



#2 DAVID RIVERS | 6-7 | 200 | Sr. | F | Little Rock, Ark.

CAREER STATS

Year	GP	GS	Min		Total			3FG			FT			Rebounds				PF	FO	Ast	TO	Blk	Stl	Pts	Avg
			Avg	FG	FGA	Pct	Pct	3FG	3FGA	Pct	FT	FTA	Pct	Off	Def	Tot	Avg								
2011-12	19	0	158	8.3	7	30	.233	2	19	.105	4	10	.400	7	9	16	0.8	10	0	5	8	2	5	20	1.1
2012-13	33	17	829	25.1	74	181	.409	6	23	.261	32	56	.571	40	72	112	3.4	67	2	24	19	14	14	186	5.6
2013-14	25	14	499	20.0	27	57	.474	1	3	.333	21	33	.636	25	48	73	2.9	51	2	10	13	13	25	76	3.0
2014-15	29	24	684	23.6	51	106	.481	1	1	1.000	24	39	.615	51	68	119	4.1	73	3	20	15	6	13	127	4.4
TOTAL	106	55	2170	20.5	159	374	.425	10	46	.217	81	138	.587	123	197	320	3.0	201	7	59	55	35	57	409	3.9

2014-15 GAME-BY-GAME

Opponent	Date	GS	Min	TOTAL			3-PTS			FT			REBOUNDS				PF	FO	A	TO	Blk	Stl	Pts	Avg
				FG	FGA	Pct	3FG	3FGA	Pct	FT	FTA	Pct	Off	Def	Tot	Avg								
Northern Kentucky	11/16/14	*	27	5	5	1.000	0	0	.000	2	2	1.000	4	2	6	6.0	3	0	1	0	0	1	12	12.0
Central Arkansas	11/18/14	*	24	2	2	1.000	0	0	.000	4	4	1.000	3	2	5	5.5	3	0	1	0	0	0	8	10.0
at Rhode Island	11/22/14	*	34	2	4	.500	0	0	.000	2	2	1.000	0	2	2	4.3	3	0	1	1	1	0	6	8.7
Omaha	11/25/14	*	11	0	1	.000	0	0	.000	0	0	.000	1	2	3	4.0	2	0	0	0	0	0	0	6.5
Tennessee-Martin	11/28/14	*	30	3	5	.600	0	0	.000	0	0	.000	2	4	6	4.4	2	0	0	1	0	0	6	6.4
at Florida State	12/01/14	*	34	2	6	.333	0	0	.000	1	2	.500	4	2	6	4.7	3	0	1	1	0	1	5	6.2
Creighton	12/7/14	*	28	4	7	.571	0	0	.000	1	3	.333	3	5	8	5.1	2	0	2	0	0	1	9	6.6
Incarnate Word	12/10/14	*	27	0	3	.000	0	0	.000	3	6	.500	2	4	6	5.3	3	0	0	1	0	0	3	6.1
Cincinnati	12/13/14	*	47	2	6	.333	0	0	.000	2	2	1.000	0	8	8	5.6	4	0	1	2	2	0	6	6.1
at Hawai'i	12/22/14	*	26	1	4	.250	0	0	.000	0	0	.000	4	2	6	5.6	2	0	0	1	0	1	2	5.7
vs. Loyola Marymount	12/23/14	*	36	0	2	.000	0	0	.000	0	0	.000	1	2	3	5.4	2	0	1	0	1	1	0	5.2
vs. Ohio	12/25/14	*	33	3	5	.600	0	0	.000	2	2	1.000	6	7	13	6.0	1	0	1	1	0	2	8	5.4
Indiana	12/31/14	*	29	1	3	.333	0	0	.000	2	2	1.000	1	2	3	5.8	5	1	1	1	0	0	4	5.3
at Iowa	1/5/15	*	24	2	4	.500	0	0	.000	2	3	.667	1	0	1	5.4	5	1	1	0	0	2	6	5.4
Rutgers	1/8/15	*	21	2	2	1.000	0	0	.000	0	0	.000	1	1	2	5.2	4	0	1	0	0	0	4	5.3
Illinois	1/11/15	*	33	4	6	.667	0	0	.000	0	0	.000	3	4	7	5.3	2	0	1	1	0	0	8	5.4
at Wisconsin	1/15/15	*	28	0	2	.000	0	0	.000	0	0	.000	0	1	1	5.1	4	0	1	1	0	1	0	5.1
Minnesota	1/20/15	*	14	1	2	.500	0	0	.000	0	0	.000	0	2	2	4.9	3	0	0	0	0	0	2	4.9
Michigan State	1/24/15	DNP-Knee																						
at Michigan	1/27/15	11	1	3	.333	0	0	.000	0	0	.000	2	0	2	4.7	0	0	1	0	1	0	2	4.8	
at Minnesota	1/31/15	*	13	0	2	.000	0	0	.000	0	0	.000	1	0	1	4.6	2	0	1	1	0	1	0	4.6
Northwestern	2/3/15	16	3	4	.750	0	0	.000	0	1	.000	0	0	0	4.3	3	0	0	0	0	0	0	6	4.6
at Penn State	2/7/15	*	22	1	5	.200	0	0	.000	1	2	.500	1	2	3	4.3	1	0	0	0	0	0	3	4.5
Wisconsin	2/10/15	7	0	2	.000	0	0	.000	0	0	.000	0	1	1	4.1	1	0	0	0	0	0	0	0	4.3
at Purdue	2/15/15	*	17	1	4	.250	0	0	.000	0	0	.000	2	1	3	4.1	0	0	1	0	1	0	2	4.3
at Maryland	2/19/15	*	5	0	0	.000	0	0	.000	0	0	.000	0	0	0	3.9	0	0	0	0	0	0	0	4.1
Iowa	2/22/15	4	1	2	.500	0	0	.000	0	0	.000	0	0	0	3.8	0	0	0	0	0	0	0	2	4.0
at Ohio State	2/26/15	21	4	5	.800	1	1	1.000	1	2	.500	4	7	11	4.0	4	0	1	0	0	0	0	10	4.2
at Illinois	3/4/15	*	37	5	7	.714	0	0	.000	0	0	.000	1	4	5	4.1	4	0	2	3	0	1	10	4.4
Maryland	3/8/15	*	25	1	3	.333	0	0	.000	1	6	.167	4	1	5	4.1	5	1	0	0	0	1	3	4.4
Totals		24	684	51	106	.481	1	1	1.000	24	39	.615	51	68	119	4.1	73	3	20	15	6	13	127	4.4

NOTING RIVERS

Overview: Senior who has a solid mid-range game and is a solid defender and rebounder...Has added nearly 30 pounds since arriving on campus...Is on track to graduate in May with a degree in ethnic studies...moved into the starting lineup late during his junior season, starting eight of NU's final nine games (all but Senior Night)... had a career high nine rebounds against Ohio State in the Big Ten Tournament...Played in every game as a sophomore, starting NU's final 17 games...Had a career-high 20 points against Central Michigan...Played on the wing and in the post as a freshman...Was a first-team all-state performer at Little Rock Hall HS, averaging 19 points, seven rebounds and three assists per game while leading his team to a state title.

2014-15 Highlights: Turned in a solid performance with 12 points on 5-of-5 shooting and a team-high six rebounds against Northern Kentucky...Scored six points in a decisive 14-2 run after NU fell behind early...Was limited to 24 minutes because of first-half foul trouble, but had eight points and five rebounds against Central Arkansas...Had six points and two rebounds at Rhode Island...Saw his streak of consecutive shots made end at 10 dating back to last season's NCAA Tournament...Totaled six points and a team-high six rebounds against Tennessee-Martin, scoring all six points and grabbing five of his rebounds in the second half...Had five points and six rebounds in the win over Florida State, as his basket with 1:57 left gave NU a three-point lead...Played one of his best games of the year in the loss to Creighton with nine points on 4-of-7 shooting and a then-season-high eight rebounds...Grabbed six rebounds in 27 minutes against Incarnate Word...Matched his season high with eight rebounds and added six points and a pair of blocked shots in a career-high 47 minutes...Grabbed six rebounds in the loss at Hawai'i...Nearly had a double-double vs. Ohio with eight points and a career-high 13 rebounds...Had six offensive boards vs. Ohio while his 13 rebounds matched the most by a Husker in three seasons under Tim Miles...Played a key role vs. Illinois with eight points on 4-of-6 shooting and seven boards... had six points and five rebounds in the first half...Suffered a knee sprain in practice on Jan. 22 and missed the Michigan State game...Came off the bench against Northwestern and had all six of his points in a 17-0 second-half run that put the Huskers ahead for good...Posted his first career double-double in the loss at Ohio State, scoring 10 points and grabbing 11 rebounds in just 21 minutes off the bench...Reached double figures for the second straight game with 10 points, five rebounds and two assists at Illinois...Had three points and five rebounds before fouling out vs. No. 10 Maryland.

MISC. STATS

Category	2014-15	Career
Double-Figure Scoring	3	8
Double-Figure Rebounding	2	2
Double-Figure Assists	0	0
Double-Doubles	1	1
Led NU in Scoring	0	2
Led NU in Rebounding	5	12
Led NU in Assists	1	4
20+ Point Games	0	1
30+ Point Games	0	0

TOP PERFORMANCES OF 2014-15

Category	No.	Opponent (Date)
Points	12	Northern Kentucky (11/16)
	10	at Ohio State (2/26)
	10	at Illinois (3/4)
	9	Creighton (12/7)
Rebounds	13	vs. Ohio (12/25)
	11	at Ohio State (2/26)
	8	Creighton (12/7)
	8	Cincinnati (12/13)
Assists	2	Creighton (12/7)
	2	at Illinois (3/4)



#3 BENNY PARKER | 5-9 | 172 | Jr. | G | Kansas City, Kan.

CAREER STATS

Year	GP	GS	Total									Rebounds													
			Min	Avg	FG	FGA	Pct	3FG	3FGA	Pct	FT	FTA	Pct	Off	Def	Tot	Avg	PF	FO	Ast	TO	Blk	Stl	Pts	Avg
2012-13	33	16	681	20.6	31	87	.356	2	13	.154	24	36	.667	4	40	44	1.3	57	1	69	43	2	24	88	2.7
2013-14	32	2	477	14.9	32	67	.478	0	5	.000	14	16	.875	2	31	33	1.0	49	0	29	13	1	30	78	2.4
2014-15	30	24	849	28.3	39	112	.348	12	40	.300	39	54	.722	8	59	67	2.2	69	2	53	36	1	43	129	4.3
TOTAL	95	42	2007	21.1	102	266	.383	14	58	.241	77	106	.726	14	130	144	1.5	175	3	151	92	4	97	295	3.1

2014-15 GAME-BY-GAME

Opponent	Date	GS	Min	TOTAL			3-PTS			REBOUNDS															
				FG	FGA	Pct	3FG	FGA	Pct	FT	FTA	Pct	Off	Def	Tot	Avg	PF	FO	A	TO	Blk	Stl	Pts	Avg	
Northern Kentucky	11/16/14		24	1	6	.167	0	2	.000	2	3	.667	0	2	2	2.0	0	0	2	1	0	2	4	4.0	
Central Arkansas	11/18/14		25	2	3	.667	1	1	1.000	3	4	.750	0	1	1	1.5	0	0	2	0	0	2	8	6.0	
at Rhode Island	11/22/14		28	2	6	.333	0	1	.000	3	4	.750	0	3	3	2.0	5	1	3	3	0	1	7	6.3	
Omaha	11/25/14	*	29	1	4	.250	0	1	.000	3	6	.500	0	0	0	1.5	3	0	4	1	0	2	5	6.0	
Tennessee-Martin	11/28/14	*	30	2	5	.400	0	1	.000	5	5	1.000	1	1	2	1.6	0	0	1	3	0	1	9	6.6	
at Florida State	12/01/14	*	35	2	4	.500	1	1	1.000	2	2	1.000	1	2	3	1.8	2	0	2	2	0	4	7	6.7	
Creighton	12/7/14	*	31	3	5	.600	2	2	1.000	0	0	.000	0	1	1	1.7	1	0	3	3	0	1	8	6.9	
Incarinate Word	12/10/14	*	32	2	5	.400	1	2	.500	1	2	.500	0	2	2	1.8	5	1	4	0	0	2	6	6.8	
Cincinnati	12/13/14	*	44	2	5	.400	0	1	.000	2	4	.500	0	5	5	2.1	3	0	4	0	4	2	6	6.7	
at Hawai'i	12/22/14	*	27	5	7	.714	1	1	1.000	1	3	.333	1	2	3	2.2	3	0	3	3	0	0	12	7.2	
vs Loyola Marymount	12/23/14	*	34	1	2	.500	1	1	1.000	4	4	1.000	0	2	2	2.2	4	0	0	0	0	4	7	7.2	
vs. Ohio	12/25/14	*	27	1	3	.333	1	3	.333	0	0	.000	0	2	2	2.2	3	0	3	1	0	2	3	6.8	
Indiana	12/31/14	*	37	1	6	.167	0	2	.000	0	0	.000	0	3	3	2.2	4	0	3	0	1	3	2	6.5	
at Iowa	1/5/15	*	33	1	3	.333	0	1	.000	0	2	.000	1	2	3	2.3	3	0	0	0	0	0	2	6.1	
Rutgers	1/8/15	*	28	3	3	1.000	2	2	1.000	1	1	1.000	0	0	0	2.1	2	0	3	0	0	2	9	6.3	
Illinois	1/11/15	*	36	1	5	.200	0	2	.000	0	0	.000	0	3	3	2.2	2	0	0	2	0	2	2	6.1	
at Wisconsin	01/15/15	*	28	0	3	.000	0	2	.000	0	0	.000	0	2	2	2.2	1	0	0	0	0	0	0	5.7	
Minnesota	1/20/15	*	28	0	2	.000	0	1	.000	6	6	1.000	0	3	3	2.2	1	0	3	3	0	0	6	5.7	
Michigan State	1/24/15	*	21	0	1	.000	0	1	.000	2	2	1.000	0	0	0	2.1	4	0	3	1	0	0	2	5.5	
at Michigan	1/27/15	*	32	3	6	.500	1	1	1.000	0	0	.000	0	3	3	2.2	1	0	0	1	0	0	7	5.6	
at Minnesota	01/31/15	*	17	1	1	1.000	0	0	.000	0	0	.000	1	2	3	2.2	1	0	2	1	0	2	2	5.4	
Northwestern	2/3/15	*	32	2	4	.500	1	3	.333	1	2	.500	0	2	2	2.2	1	0	4	1	0	2	6	5.5	
at Penn State	2/7/15	*	20	0	2	.000	0	1	.000	0	0	.000	0	3	3	2.2	2	0	1	2	0	0	4	5.2	
Wisconsin	2/10/15	*	29	1	5	.200	0	2	.000	2	2	1.000	0	3	3	2.3	3	0	1	1	0	1	4	5.2	
at Purdue	2/15/15	*	27	0	3	.000	0	0	.000	0	0	.000	1	1	2	2.2	2	0	0	1	0	1	0	5.0	
at Maryland	2/19/15	*	23	1	3	.333	0	0	.000	0	0	.000	2	4	6	2.4	3	0	0	1	0	1	2	4.8	
Iowa	2/22/15	*	24	0	1	.000	0	1	.000	0	0	.000	0	2	2	2.4	2	0	3	0	0	0	0	4.7	
at Ohio State	2/26/15	*	13	0	1	.000	0	1	.000	0	0	.000	0	0	0	2.3	2	0	1	0	0	2	0	4.5	
at Illinois	3/4/15	*	27	1	5	.200	0	2	.000	0	0	.000	0	1	1	2.2	4	0	2	0	0	1	2	4.4	
Maryland	3/8/15	*	28	0	3	.000	0	1	.000	1	2	.500	0	2	2	2.2	2	0	0	1	0	3	1	4.3	
Totals			24	849	39	112	.348	12	40	.300	39	54	.722	8	59	67	2.2	69	2	53	36	1	43	129	4.3

NOTING PARKER

Overview: Nebraska's point guard who is in his third season at NU...Had better than a 2-to-1 assist-to-turnover ratio and led NU in steals despite playing less than 15 minutes per game as a sophomore...Outstanding defender who was chosen as the team's defensive MVP in 2013-14...Was the 2012 DiRenna Award winner, representing the top player in the Kansas City metro area following a senior campaign where he averaged 24.8 points, 6.2 assists and 3.9 steals per game...Led Sumner Academy to a pair of state titles in Kansas.

2014-15 Highlights: Sparked NU off the bench against Northern Kentucky with four points, two rebounds, two assists and a pair of steals in 24 minutes...Showed improved scoring ability vs. Central Arkansas with eight points, including a 3-pointer, two assists and a pair of steals...Totaled seven points, three assists and three rebounds in 28 minutes before fouling out at Rhode Island...Made his first start since Nov. 30, 2013, against Omaha and had five points, a team-high four assists and a pair of steals...Matched his career high with nine points while playing a season-high 30 minutes against Tennessee-Martin...Played a well-rounded game at Florida State with seven points and tied his personal best in rebounds (three) and steals (four) in a career-high 34 minutes of work... Finished with eight points, including a pair of 3-pointers, and three assists in the loss to Creighton...Had six points, two steals and four assists without a turnover in 32 minutes against Incarnate Word...Delivered the game winner against Cincinnati as his floater with 1:14 left in double overtime gave Nebraska the lead for good...Grabbed five rebounds and added two steals in a career-high 44 minutes against UC...Finished with a career-high 12 points on 5-of-7 shooting and a team-high three assists at Hawaii...Matched his personal best with four steals and added seven points vs. Loyola Marymount, including five points in a 7-0 spurt to close the first half...Led NU with three assists and had a pair of steals vs. Ohio...Topped NU in steals (three) and assists (three) in the loss to Indiana... Hit all three shots from the floor vs. Rutgers, including a pair of 3-pointers, and had three assists and two steals in the win...Had two steals and a pair of rebounds vs. Illinois...Went a career-best 6-of-6 from the line and added three rebounds and three assists vs. Minnesota...Totaled seven points on 3-of-6 shooting and three rebounds at Michigan...Played 17 minutes with two points, three rebounds, two assists and a pair of steals...Played well against Northwestern with six points and four assists while limiting Bryant McIntosh to three points on 1-of-6 shooting...Grabbed a career-high six rebounds at No. 16 Maryland...Had three assists and a pair of rebounds vs. Iowa...Had two points and two assists in 27 minutes at Illinois...Had three steals in the loss to No. 10 Maryland.

MISC. STATS

Category	2014-15	Career
Double-Figure Scoring	1	1
Double-Figure Rebounding	0	0
Double-Figure Assists	0	0
Double-Doubles	0	0
Led NU in Scoring	0	0
Led NU in Rebounding	0	0
Led NU in Assists	9	24
20+ Point Games	0	0
30+ Point Games	0	0

TOP PERFORMANCES OF 2014-15

Category	No.	Opponent (Date)
Points	12	Hawaii (12/2)
	9	Tennessee-Martin (11/28)
	9	Rutgers (1/8)
Rebounds	6	at Maryland (2/19)
	5	Cincinnati (12/13)
Assists	4	Omaha (11/25)
	4	Incarnate Word (12/10)
	4	Northwestern (2/3)



#5 TERRAN PETTEWAY | 6-6 | 215 | Jr. | G/F | Galveston, Texas

CAREER STATS

Year	GP	GS	Total			Rebounds			PF	FO	Ast	TO	Blk	Stl	Pts	Avg									
			Min	Avg	FG	FGA	Pct	3FG									3FGA	Pct	Off	Def	Tot	Avg			
2011-12*	28	11	368	13.1	32	87	.368	12	40	.300	12	26	.462	13	44	57	2.0	45	0	20	35	0	6	88	3.1
2013-14	32	32	1014	31.7	182	427	.426	48	147	.327	167	204	.819	29	126	155	4.8	102	5	52	88	24	29	579	18.1
2014-15	30	30	1048	34.9	177	448	.395	64	210	.305	117	167	.701	17	133	150	5.0	91	3	85	101	27	33	535	17.8
TOTAL	62	62	2062	33.3	359	875	.410	112	357	.314	284	371	.765	46	259	305	4.9	193	8	137	189	51	62	1114	18.0
<i>All*</i>	<i>90</i>	<i>73</i>	<i>2430</i>	<i>27.0</i>	<i>391</i>	<i>962</i>	<i>.406</i>	<i>124</i>	<i>397</i>	<i>.312</i>	<i>296</i>	<i>397</i>	<i>.746</i>	<i>59</i>	<i>303</i>	<i>362</i>	<i>4.0</i>	<i>238</i>	<i>8</i>	<i>157</i>	<i>224</i>	<i>56</i>	<i>68</i>	<i>1202</i>	<i>13.4</i>

* Statistics from Texas Tech

2014-15 GAME-BY-GAME

Opponent	Date	GS	Min	TOTAL			3-PTS			FT	FTA	Pct	REBOUNDS			PF	FO	A	TO	Blk	Stl	Pts	Avg		
				FG	FGA	Pct	3FG	FGA	Pct				Off	Def	Tot									Avg	
Northern Kentucky	11/16/14	*	33	7	15	.467	6	9	.667	5	7	.714	0	6	6	6.0	2	0	1	0	2	1	25	25.0	
Central Arkansas	11/18/14	*	27	8	17	.471	3	9	.333	4	5	.800	0	3	3	4.5	0	0	1	4	1	0	23	24.0	
at Rhode Island	11/22/14	*	40	5	18	.278	1	7	.143	4	4	1.000	0	3	3	4.0	4	0	0	8	4	1	15	21.0	
Omaha	11/25/14	*	38	7	13	.538	1	5	.200	5	8	.625	2	10	12	6.0	3	0	3	6	0	3	20	20.8	
Tennessee-Martin	11/28/14	*	36	5	11	.455	2	6	.333	6	8	.750	0	4	4	5.6	1	0	8	2	1	2	18	20.2	
at Florida State	12/01/14	*	34	8	22	.364	2	7	.286	7	9	.778	1	4	5	5.5	5	1	2	5	0	1	25	21.0	
Creighton	12/7/14	*	37	8	20	.400	4	11	.364	1	2	.500	0	3	3	5.1	2	0	3	2	1	0	21	21.0	
Incarinate Word	12/10/14	*	38	5	10	.500	1	3	.333	7	9	.778	2	6	8	5.5	2	0	5	4	1	3	18	20.6	
Cincinnati	12/13/14	*	31	5	15	.333	1	7	.143	2	2	1.000	1	8	9	5.9	5	1	2	5	1	1	13	19.8	
at Hawai'i	12/22/14	*	29	4	12	.333	1	5	.200	5	9	.556	0	2	2	5.5	4	0	2	2	1	2	14	19.2	
vs. Loyola Marymount	12/23/14	*	35	6	10	.600	2	4	.500	3	4	.750	0	2	2	5.2	3	0	2	4	0	1	17	19.0	
vs. Ohio	12/25/14	*	38	6	14	.429	1	4	.250	9	13	.692	0	10	10	5.6	3	0	3	5	2	2	22	19.3	
Indiana	12/31/14	*	38	8	19	.421	3	6	.500	4	8	.500	0	8	8	5.8	1	0	3	3	2	0	23	19.5	
at Iowa	1/5/15	*	37	4	9	.444	1	5	.200	2	4	.500	0	6	6	5.8	5	1	0	3	1	0	11	18.9	
Rutgers	1/8/15	*	31	8	20	.400	2	7	.286	2	7	.286	1	2	3	5.6	2	0	5	1	2	2	20	19.0	
Illinois	1/11/15	*	30	6	13	.462	4	7	.571	2	2	1.000	0	3	3	5.4	3	0	4	5	2	0	18	18.9	
at Wisconsin	1/15/15	*	37	11	20	.550	4	9	.444	1	3	.333	0	2	2	5.2	4	0	0	2	0	1	27	19.4	
Minnesota	1/20/15	*	31	4	12	.333	3	9	.333	0	1	.000	0	5	5	4.2	4	0	2	4	0	1	11	18.9	
Michigan State	1/24/15	*	40	10	17	.588	3	9	.333	9	14	.643	0	3	3	5.1	3	0	2	2	0	2	32	19.6	
at Michigan	1/27/15	*	34	1	11	.091	1	7	.143	4	4	1.000	0	2	2	5.0	3	0	2	3	1	0	7	19.0	
at Minnesota	1/31/15	*	33	4	8	.500	1	4	.250	1	1	1.000	1	2	3	4.9	3	0	5	1	0	1	10	18.6	
Northwestern	2/3/15	*	38	8	16	.500	5	11	.455	7	7	1.000	1	6	7	5.0	2	0	4	4	0	1	28	19.0	
at Penn State	2/7/15	*	37	4	12	.333	1	7	.143	4	6	.667	0	4	4	4.9	4	0	3	3	0	3	13	18.7	
Wisconsin	2/10/15	*	34	9	24	.375	4	9	.444	1	1	1.000	3	5	8	5.0	4	0	3	4	2	1	23	18.9	
at Purdue	2/15/15	*	36	5	12	.417	1	6	.167	2	2	1.000	1	4	5	5.0	4	0	4	4	1	0	13	18.7	
at Maryland	2/19/15	*	34	2	14	.143	1	8	.125	3	4	.750	0	2	2	4.9	4	0	9	2	0	2	8	18.3	
Iowa	2/22/15	*	34	5	15	.333	1	8	.125	5	7	.714	1	5	6	5.0	3	0	1	6	0	1	16	18.2	
at Ohio State	2/26/15	*	36	4	12	.333	2	6	.333	2	4	.500	0	3	3	4.9	3	0	3	4	2	1	12	18.0	
at Illinois	3/4/15	*	37	5	15	.333	1	9	.111	2	2	1.000	1	2	3	4.8	1	0	2	1	0	0	13	17.8	
Maryland	3/8/15	*	35	5	22	.227	1	6	.167	8	10	.800	2	8	10	5.0	4	0	1	2	0	0	19	17.8	
Totals			30	1048	177	448	.395	64	210	.305	117	167	.701	17	133	150	5.0	91	3	85	101	27	33	535	17.8

HONORS

- Third-Team All-Big Ten (Coaches and Media)
- Julius Erving Award Watch List (1 of 15)
- Preseason Wooden Award Top 50 Nominee
- 2nd-Team Preseason All-American (Sporting News, CBSSports.com)
- 3rd-Team Preseason All-American (Athlon, USA Today)
- Honorable-mention All-American (AP)
- Ranked #16 on ESPN's top 100 players

NOTING PETTEWAY

Overview: Fierce competitor who pushes teammates to improve...two-year captain...First-team All-Big Ten performer in 2013-14 who led the conference in scoring (18.1 ppg)...Was invited to the Kevin Durant Skills Academy and adidas Nations camp over the summer...Sat out the 2012-13 season after transferring from Texas Tech...Older brother Terrell played at Lamar (1999-2004) before playing professionally in England...Former AAU teammate of current Tampa Bay Buccaneers wide receiver Mike Evans, a fellow Galveston, Texas, native.

2014-15 Highlights: Led Nebraska with 25 points, including a career-high six 3-pointers, and six rebounds in a win over Northern Kentucky...Totaled 23 points on 8-of-17 shooting in the win over Central Arkansas... Put together his third career double-double with 20 points, 12 rebounds, three assists and three steals against Omaha...his 12 caroms vs. UNO tied a career high...Nearly posted his second straight double-double against Tennessee-Martin, finishing with 18 points and dishing out eight assists...Led NU to victory at Florida State with 25 points and five rebounds...Totaled a game-high 21 points vs. Creighton...Totaled 18 points, eight rebounds and five assists against Incarnate Word...Scored seven of his 17 points in overtime in the win over Loyola Marymount, as he keyed a 10-0 spurt with a pair of 3-pointers...Collected his second double-double of the year with 22 points and 10 rebounds vs. Ohio...Totaled 23 points, eight rebounds and three assists vs. Indiana...Had 20 points, five assists two blocks and two steals vs. Rutgers...Scored 13 of his 18 points in the second half in the win over Illinois...Led NU with 27 points at No. 7 Wisconsin, including four 3-pointers...Keyed NU's win over Michigan State with 32 points on 10-of-17 shooting...Held to seven points at Michigan, snapping a streak of 30 games in double figures...Led NU with 28 points, including four 3-pointers and had seven rebounds and four assists vs. Northwestern...Paced the Huskers with 13 points, and added three assists and three steals at Penn State...Had 18 of his 23 points against No. 5 Wisconsin in the second half while adding eight rebounds...Topped NU in rebounds (five) and assists (four) at Purdue while adding 12 points...Had eight points and a career-high nine assists at No. 16 Maryland...Led NU with 16 points and six boards vs. Iowa...Picked up his third double-double of 2014-15 with 19 points and 10 rebounds vs. No. 10 Maryland.

MISC. STATS

Category	2014-15	Career*
Double-Figure Scoring	28	59
Double-Figure Rebounding	3	6
Double-Figure Assists	0	0
Double-Doubles	3	5
Led NU in Scoring	17	41
Led NU in Rebounding	9	17
Led NU in Assists	13	28
20+ Point Games	12	24
30+ Point Games	1	3

*-includes Texas Tech

TOP PERFORMANCES OF 2014-15

Category	No.	Opponent (Date)
Points	32	Michigan State (1/24)
	28	Northwestern (2/3)
	27	at Wisconsin (1/15)
Rebounds	12	Omaha (11/25)
	10	vs. Ohio (12/25)
	10	Maryland (3/8)
	9	Cincinnati (12/13)
Assists	9	at Maryland (2/19)
	8	Tennessee-Martin (11/28)
	5	at Minnesota (1/31)
	5	Incarnate Word (12/10)
	5	Rutgers (1/8)



#10 TREVOR MENKE | 5-11 | 184 | Jr. | G | Beatrice, Neb.

CAREER STATS

Year	GP	GS	Min	Avg	Total					Rebounds					PF	FO	Ast	TO	Blk	Stl	Pts	Avg			
					FG	FGA	Pct	3FG	3FGA	Pct	FT	FTA	Pct	Off									Def	Tot	Avg
2011-12	3	0	7	2.3	0	1	.000	0	1	.000	0	0	.000	0	0	0	0.0	1	0	0	0	0	0	0.0	
2012-13	15	0	65	4.3	1	8	.125	1	5	.200	1	2	.500	1	1	2	0.1	7	0	5	1	0	1	4	0.3
2013-14	5	0	10	2.0	1	2	.500	1	2	.500	0	0	.000	0	0	0	0.0	0	0	0	0	0	1	3	0.6
2014-15	7	0	13	1.9	1	2	.500	1	2	.500	0	0	.000	0	0	0	0.0	1	0	0	0	0	0	3	0.4
TOTAL	30	0	95	3.2	3	13	.231	3	10	.300	1	2	.500	1	1	2	0.1	9	0	5	1	0	2	10	0.3

2014-15 GAME-BY-GAME

Opponent	Date	GS	Min	TOTAL			3-PTS			FT	FTA	Pct	REBOUNDS				PF	FO	A	TO	Blk	Stl	Pts	Avg
				FG	FGA	Pct	3FG	3FGA	Pct				Off	Def	Tot	Avg								
Northern Kentucky	11/16/14	2	0	1	.000	0	1	.000	0	0	.000	0	0	0	0.0	0	0	0	0	0	0	0	0	0.0
Central Arkansas	11/18/14	3	0	0	.000	0	0	.000	0	0	.000	0	0	0	0.0	0	0	0	0	0	0	0	0	0.0
at Rhode Island	11/22/14																							
Omaha	11/25/14	1	1	1	1.000	1	1	1.000	0	0	.000	0	0	0	0.0	1	0	0	0	0	0	0	3	1.0
Tennessee-Martin	11/28/14																							
at Florida State	12/01/14																							
Creighton	12/7/14																							
Incarmate Word	12/10/14																							
Cincinnati	12/13/14																							
at Hawai'i	12/22/14																							
vs. Loyola Marymount	12/23/14																							
vs. Ohio	12/25/14																							
at Iowa	1/5/15																							
Rutgers	1/8/15																							
Illinois	1/11/15																							
at Wisconsin	1/15/15																							
Minnesota	1/20/15																							
Michigan State	1/24/15																							
Michigan	1/27/15																							
at Minnesota	01/31/15	1	0	0	.000	0	0	.000	0	0	.000	0	0	0	0.0	0	0	0	0	0	0	0	0	0.8
Northwestern	2/3/15																							
at Penn State	2/7/15	1	0	0	.000	0	0	.000	0	0	.000	0	0	0	0.0	0	0	0	0	0	0	0	0	0.6
Wisconsin	2/10/15																							
at Purdue	2/15/15																							
at Maryland	2/19/15																							
Iowa	2/22/15	3	0	0	.000	0	0	.000	0	0	.000	0	0	0	0.0	0	0	0	0	0	0	0	0	0.5
at Ohio State	2/26/15	2	0	0	.000	0	0	.000	0	0	.000	0	0	0	0.0	0	0	0	0	0	0	0	0	0.4
at Illinois	3/4/15																							
Maryland	3/8/15																							
Totals		0	13	1	2	.500	1	2	.500	0	0	.000	0	0	0	0.0	1	0	0	0	0	0	3	0.4

NOTING MENKE

Overview: Steady performer who has been one of the Huskers' backups at the point guard position...Heady player who communicates well and has a good understanding of the Huskers' offense...Was chosen as the scout team MVP in 2013-14...Walked on to the Husker program in 2010-11...Graduated in May of 2014 with a degree in social science education and is working on a master's degree in higher education administration...Is a three-time Academic All-Big Ten pick.

2014-15 Highlights: Played the final two minutes against Northern Kentucky...Saw action in the final three minutes against Central Arkansas, but did not score...Connected on a 3-pointer in the final minute against Omaha...Played three minutes against Iowa...Played two minutes at Ohio State.

MISC. STATS

Category	2014-15	Career
Double-Figure Scoring	0	0
Double-Figure Rebounding	0	0
Double-Figure Assists	0	0
Double-Doubles	0	0
Led NU in Scoring	0	0
Led NU in Rebounding	0	0
Led NU in Assists	0	0
20+ Point Games	0	0
30+ Point Games	0	0

TOP PERFORMANCES OF 2014-15

Category	No.	Opponent (Date)
Points	3	Omaha (11/25)
Rebounds	0	N/A
Assists	0	N/A



#11 TARIN SMITH | 6-2 | 175 | Fr. | G | Ocean Township, N.J.

CAREER STATS

Year	GP	GS	Total										Rebounds				PF	FO	Ast	TO	Blk	Stl	Pts	Avg	
			Min	Avg	FG	FGA	Pct	3FG	3FGA	Pct	FT	FTA	Pct	Off	Def	Tot									Avg
2014-15	30	3	528	17.6	51	111	.459	10	29	.345	23	38	.605	11	37	48	1.6	38	1	21	24	9	18	135	4.5
TOTAL	30	3	528	17.6	51	111	.459	10	29	.345	23	38	.605	11	37	48	1.6	38	1	21	24	9	18	135	4.5

2014-15 GAME-BY-GAME

Opponent	Date	GS	Min	TOTAL			3-PTS			REBOUNDS			PF	FO	A	TO	Blk	Stl	Pts	Avg				
				FG	FGA	Pct	3FG	FGA	Pct	FT	FTA	Pct									Off	Def	Tot	Avg
Northern Kentucky	11/16/14	16	1	1	1.000	0	0	.000	4	4	1.000	0	0	0	0	0	0	0	6	6.0				
Central Arkansas	11/18/14	16	1	3	.333	0	0	.000	2	4	.500	0	1	1	0.5	2	0	1	4	5.0				
at Rhode Island	11/22/14	15	1	4	.250	1	1	1.000	0	0	.000	0	1	1	0.7	1	0	3	4.3					
Omaha	11/25/14	16	1	3	.333	0	1	.000	1	2	.500	1	1	2	1.0	2	0	1	3	4.0				
Tennessee-Martin	11/28/14	10	2	3	.667	0	0	.000	0	0	.000	0	2	2	1.2	1	0	1	4	4.0				
at Florida State	12/01/14	8	1	2	.500	1	1	1.000	0	0	.000	0	1	1	1.2	1	0	1	3	3.8				
Creighton	12/7/14	15	1	3	.333	0	1	.000	0	0	.000	2	0	2	1.3	1	0	0	2	3.6				
Incarinate Word	12/10/14	14	1	5	.200	0	1	.000	2	2	1.000	0	0	0	1.1	0	0	2	4	3.6				
Cincinnati	12/13/14	6	0	0	.000	0	0	.000	0	0	.000	0	0	0	1.0	2	0	1	0	3.2				
at Hawai'i	12-22-14	22	4	5	.800	0	1	.000	0	1	.000	2	0	2	1.1	2	0	1	0	8	3.7			
vs. Loyola Marymount	12/23/14	25	1	3	.333	1	3	.333	0	0	.000	0	0	0	1.0	0	1	2	1	3	3.6			
vs. Ohio	12/25/14	19	2	3	.667	0	0	.000	3	5	.600	0	1	1	1.0	2	0	0	1	7	3.9			
Indiana	12/31/14	12	1	2	.500	0	0	.000	1	2	.500	0	0	0	0.9	1	0	1	1	3	3.8			
at Iowa	1/5/15	17	2	5	.400	0	1	.000	0	0	.000	0	1	1	0.9	1	0	1	1	4	3.9			
Rutgers	1/8/15	12	1	2	.500	0	0	.000	0	0	.000	0	1	1	0.9	0	0	1	1	2	3.7			
Illinois	1/11/15	20	2	3	.667	0	0	.000	1	1	1.000	0	6	6	1.3	0	0	1	2	5	3.8			
at Wisconsin	1/15/15	21	3	7	.429	0	1	.000	0	0	.000	1	0	1	1.2	1	0	0	0	6	3.9			
Minnesota	1/20/15	29	3	6	.500	0	1	.000	0	2	.000	0	3	3	1.3	2	0	1	1	6	4.1			
Michigan State	1/24/15	21	0	2	.000	0	0	.000	4	5	.800	0	2	2	1.4	1	0	3	0	4	4.1			
at Michigan	1/27/15	30	3	8	.375	1	3	.333	1	2	.500	2	5	7	1.7	3	0	0	0	2	8	4.3		
at Minnesota	1/31/15	24	2	6	.333	1	3	.333	1	2	.500	0	6	6	1.9	1	0	1	3	1	6	4.3		
Northwestern	2/3/15	6	0	1	.000	0	0	.000	0	1	.000	0	0	0	1.8	1	0	0	0	0	0	4.1		
at Penn State	2/7/15	23	4	8	.500	0	1	.000	0	0	.000	0	1	1	1.7	1	0	0	0	2	8	4.3		
Wisconsin	2/10/15	14	1	2	.500	0	0	.000	1	2	.500	1	3	4	1.8	1	0	0	0	1	3	4.3		
at Purdue	2/15/15	21	2	4	.500	0	2	.000	0	1	.000	1	1	2	1.8	2	0	1	2	0	1	4	4.2	
at Maryland	2/19/15	* 17	2	4	.500	0	0	.000	0	0	.000	0	1	1	1.8	5	1	1	1	0	1	4	4.2	
Iowa	2/22/15	* 21	2	4	.500	1	1	1.000	0	0	.000	0	0	0	1.7	1	0	1	1	1	2	5	4.3	
at Ohio State	2/26/15	* 27	5	6	.833	3	3	1.000	0	0	.000	0	0	0	1.7	0	0	2	1	0	0	13	4.6	
at Illinois	3/4/15	17	2	4	.500	1	3	.333	2	2	1.000	1	0	1	1.7	1	0	2	0	0	0	7	4.7	
Maryland	3/8/15	14	0	2	.000	0	1	.000	0	0	.000	0	0	0	1.6	0	0	1	0	0	0	0	4.5	
Totals		3	528	51	111	.459	10	29	.345	23	38	.605	11	37	48	1.6	38	1	21	24	9	18	135	4.5

NOTING SMITH

Overview: Was a two-year starter at point guard for St. Anthony High School and Hall of Fame Coach Bob Hurley, helping the Friars to a 53-7 record and a pair of state runner-up finishes...Averaged 15 points, four rebounds and four assists per game to earn first-team all-state honors as a senior...Valedictorian of his high school class who traveled two hours to school each morning...Is a pass-first guard who is very athletic for his size...Some of his fellow guards in his three-year varsity career included 2014 NBA first-round pick Kyle Anderson (San Antonio Spurs), Iowa State guard Hallice Cooke and Temple guard Josh Brown.

2014-15 Highlights: Turned in a solid debut off the bench with six points and an assist in 16 minutes of work against Northern Kentucky...Had four points and an assist in 16 minutes in the win over Central Arkansas...Tied for team-high honors with three assists and also hit a 3-pointer in the loss to Rhode Island...Totaled three points, two assists and a pair of rebounds in 16 minutes against Omaha...Totaled four points and a pair of rebounds in 10 minutes off the bench vs. Tennessee-Martin...Came off the bench for two points and two rebounds in 15 minutes vs. Creighton...Totaled four points off the bench against Incarnate Word...Totaled a season-best eight points on 4-of-5 shooting in 21 minutes at Hawaii...Played a big role in the win over Loyola Marymount, playing 25 minutes and had a big 3-pointer in the second half after LMU closed to within 28-26...Sparked the Husker bench vs. Ohio with seven points and a pair of steals...Had three pnts, a blocked shot and a steal in 12 minutes against Indiana...Had four points and an assist in 17 minutes off the bench at Iowa...Chipped in five points off the bench and set career highs in rebounds (six) and blocked shots (two) in 20 minutes against Illinois...Had six points off the bench in 21 minutes against Wisconsin...Played a season-high 29 minutes against Minnesota with six points, three rebounds and an assist...Had four points and two rebounds in 21 minutes vs. Michigan State...Tied or set career bests in points (eight), rebounds (seven), steals (two) and minutes (30) in the loss at Michigan...Came off the bench and had six points and a team-high six rebounds in 24 minutes at Minnesota...Scored all eight of his points in the second half, as he helped NU cut a 20-point deficit to three points...Tied his season highs with eight points and a pair of steals in 23 minutes at Penn State...Had four points and two rebounds in 22 minutes at Purdue...Made his first career start at No. 16 Maryland, finishing with four points and an assist in 17 minutes...Had five points and tied his career best with a pair of steals against Iowa...Led Nebraska with 13 points on 5-of-6 shooting, including 3-of-3 from 3-point range, at Ohio State...Came off the bench and had seven points and a pair of assists at Illinois.

MISC. STATS

Category	2014-15	Career
Double-Figure Scoring	1	1
Double-Figure Rebounding	1	1
Double-Figure Assists	0	0
Double-Doubles	0	0
Led NU in Scoring	1	1
Led NU in Rebounding	2	2
Led NU in Assists	2	2
20+ Point Games	0	0
30+ Point Games	0	0

TOP PERFORMANCES OF 2014-15

Category	No.	Opponent (Date)
Points	13	at Ohio State (2/26)
	8	at Hawaii (12/2)
	8	at Michigan (1/27)
	8	at Penn State (2/7)
Rebounds	7	at Michigan (1/27)
	6	at Minnesota (1/31)
	6	Illinois (1/11)
Assists	3	Rhode Island (11/22)
	2	Omaha (11/25)
	2	at Illinois (3/4)



#12 MOSES ABRAHAM | 6-9 | 252 | Sr. | C | Kano, Nigeria

CAREER STATS

Year	GP	GS	Min	Avg	Total					Rebounds					PF	FO	Ast	TO	Blk	Stl	Pts	Avg			
					FG	FGA	Pct	3FG	3FGA	Pct	FT	FTA	Pct	Off									Def	Tot	Avg
2010-11*	6	0	26	4.3	2	3	.667	0	0	.000	6	9	.667	0	3	3	0.5	2	0	2	3	2	3	10	1.7
2012-13*	28	0	262	9.4	13	27	.481	0	0	.000	11	26	.423	28	41	69	2.5	57	2	12	22	8	3	37	1.3
2013-14*	31	1	406	13.1	22	39	.564	0	0	.000	15	33	.455	22	66	88	2.8	84	6	9	17	23	7	59	1.9
2014-15	21	0	213	10.1	14	28	.500	0	0	.000	4	8	.500	26	39	65	3.1	41	0	2	19	10	5	32	1.5
TOTAL	21	0	213	10.1	14	28	.500	0	0	.000	4	8	.500	26	39	65	3.1	41	0	2	19	10	5	32	1.5
<i>All*</i>	<i>86</i>	<i>1</i>	<i>907</i>	<i>10.5</i>	<i>51</i>	<i>97</i>	<i>.526</i>	<i>0</i>	<i>0</i>	<i>.000</i>	<i>36</i>	<i>76</i>	<i>.474</i>	<i>76</i>	<i>149</i>	<i>225</i>	<i>2.6</i>	<i>184</i>	<i>8</i>	<i>25</i>	<i>61</i>	<i>43</i>	<i>18</i>	<i>138</i>	<i>1.6</i>

* Statistics from Georgetown

2014-15 GAME-BY-GAME

Opponent	Date	GS	Min	TOTAL			3-PTS			REBOUNDS			PF	FO	A	TO	Blk	Stl	Pts	Avg				
				FG	FGA	Pct	3FG	FGA	Pct	FT	FTA	Pct									Off	Def	Tot	Avg
Northern Kentucky	11/16/14	12	1	1	1.000	0	0	.000	0	0	.000	1	4	5	5.0	4	0	1	2	2	0	2	2.0	
Central Arkansas	11/18/14	10	2	3	.667	0	0	.000	0	0	.000	2	4	6	5.5	2	0	0	1	0	0	4	3.0	
at Rhode Island	11/22/14	15	0	1	.000	0	0	.000	1	2	.500	1	6	7	6.0	2	0	0	1	1	0	1	2.3	
Omaha	11/25/14	17	0	1	.000	0	0	.000	0	0	.000	1	6	7	6.3	2	0	0	1	2	0	0	1.8	
Tennessee-Martin	11/28/14	19	3	5	.600	0	0	.000	1	1	1.000	4	1	5	6.0	3	0	0	2	1	0	7	2.8	
at Florida State	12/01/14	19	1	1	1.000	0	0	.000	0	0	.000	0	3	3	5.5	4	0	0	0	0	0	2	2.7	
Creighton	12/7/14	15	2	2	1.000	0	0	.000	0	0	.000	3	2	5	5.4	1	0	0	1	1	2	4	2.9	
Incarinate Word	12/10/14		DNP-Hand																					
Cincinnati	12/13/14		DNP-Hand																					
at Hawai'i	12/22/14		DNP-Hand																					
vs. Loyola Marymount	12/23/14		DNP-Hand																					
vs. Ohio	12/25/14		DNP-Hand																					
Indiana	12/31/14		DNP-Hand																					
at Iowa	1/5/15		DNP-Hand																					
Rutgers	1/8/15	13	2	3	.667	0	0	.000	1	1	1.000	3	0	3	5.1	2	0	0	1	0	0	5	3.1	
Illinois	1/11/15	7	1	1	1.000	0	0	.000	0	0	.000	1	1	2	4.8	1	0	0	0	0	1	2	3.0	
at Wisconsin	1/15/15	10	0	2	.000	0	0	.000	1	2	.500	3	1	4	4.7	2	0	0	0	0	1	1	2.8	
Minnesota	1/20/15	4	0	1	.000	0	0	.000	0	0	.000	0	0	0	4.3	1	0	0	1	0	0	0	2.5	
Michigan State	1/24/15	17	0	1	.000	0	0	.000	0	0	.000	2	2	4	4.3	3	0	0	0	1	0	0	2.3	
at Michigan	1/27/15	1	0	0	.000	0	0	.000	0	0	.000	0	0	0	3.9	1	0	0	1	0	0	0	2.2	
at Minnesota	1/31/15	2	0	0	.000	0	0	.000	0	0	.000	1	0	1	3.7	0	0	0	2	0	0	0	2.0	
Northwestern	2/3/15	12	1	1	1.000	0	0	.000	0	0	.000	1	2	3	3.7	1	0	0	1	1	0	2	2.0	
at Penn State	2/7/15	6	0	1	.000	0	0	.000	0	0	.000	0	0	0	3.4	1	0	0	0	0	1	0	1.9	
Wisconsin	2/10/15	3	0	1	.000	0	0	.000	0	0	.000	1	0	1	3.3	1	0	0	0	0	0	0	1.8	
at Purdue	2/15/15	7	0	0	.000	0	0	.000	0	0	.000	0	3	3	3.3	4	0	0	0	0	0	0	1.7	
at Maryland	2/19/15		DNP-CD																					
Iowa	2/22/15		DNP-CD																					
at Ohio State	2/26/15	10	1	2	.500	0	0	.000	0	2	.000	2	2	4	3.3	2	0	0	2	0	0	2	1.7	
at Illinois	3/4/15	8	0	1	.000	0	0	.000	0	0	.000	0	2	2	3.3	2	0	1	2	1	0	0	1.6	
Maryland	3/8/15	6	0	0	.000	0	0	.000	0	0	.000	0	0	0	3.1	2	0	0	1	0	0	0	1.5	
Totals		0	213	14	28	.500	0	0	.000	4	8	.500	26	39	65	3.1	41	0	2	19	10	5	32	1.5

NOTING ABRAHAM

Overview: Physical player who provides shot-blocking and a strong defensive presence...Graduate transfer who began his career at Georgetown...Graduated with a degree in economics in May of 2024...Averaged 1.9 points on 56 percent shooting and 2.8 rebounds per game at Georgetown in 2013-14 while ranking second on the team with 23 blocked shots...Was a top-100 recruit coming out of Progressive Christian (Md.) Academy...Coached by current Husker assistant Kenya Hunter during his first three years at Georgetown...Is the first player from Nigeria on Nebraska's roster.

2014-15 Highlights: Came off the bench for five rebounds and a pair of blocked shots in 12 minutes against Northern Kentucky...Totaled four points and grabbed six rebounds, including two on the offensive end, in 10 minutes against Central Arkansas...Finished with seven rebounds and a blocked shot in 15 minutes off the bench at Rhode Island...Turned in a strong defensive effort with seven rebounds and a pair of blocked shots in 17 minutes vs. Omaha...Gave the Huskers 19 solid minutes off the bench, as he had a season-high seven points and added five rebounds and a blocked shot against Tennessee-Martin...Battled foul trouble for most of the game at Florida State, finishing with two points and three rebounds...Gave NU a spark off the bench with four points, five rebounds and a pair of steals against Creighton...Suffered a broken hand on Dec. 9 and missed seven games before returning against Rutgers...Had five points and three boards in 13 minutes against Rutgers...Hit his only shot from the floor and grabbed a pair of rebounds in seven minutes vs. Illinois...Grabbed four rebounds, including three offensive boards in 10 minutes at No. 7 Wisconsin...Grabbed four rebounds and blocked a shot in 17 minutes against Michigan State...Grabbed three rebounds and had two points and a blocked shot in 12 minutes in the win over Northwestern...Battled foul trouble at Purdue, but had three rebounds in seven minutes of work...Had two points and four rebounds in 10 minutes at Ohio State...Had two rebounds and a blocked shot in eight minutes at Illinois.

MISC. STATS

Category	2014-15	Career*
Double-Figure Scoring	0	0
Double-Figure Rebounding	0	2
Double-Figure Assists	0	0
Double-Doubles	0	0
Led NU in Scoring	0	0
Led NU in Rebounding	1	1
Led NU in Assists	0	0
20+ Point Games	0	0
30+ Point Games	0	0

*-includes Georgetown

TOP PERFORMANCES OF 2014-15

Category	No.	Opponent (Date)
Points	7	Tennessee-Martin (11/28)
	5	Rutgers (1/8)
	4	Central Arkansas (11/18)
	4	Creighton (12/7)
Rebounds	7	Rhode Island (11/22)
	7	Omaha (11/25)
	6	Central Arkansas (11/18)
Blocks	2	Northern Kentucky (11/16)
	2	Omaha (11/25)
	1	Michigan State (1/24)
	1	Rhode Island (11/22)
	1	Tennessee-Martin (11/28)
	1	Creighton (12/7)
1	at Illinois (3/4)	



#21 LESLEE SMITH | 6-8 | 255 | Sr. | F | Long Look, British Virgin Islands

CAREER STATS

Year	GP	GS	Min	Avg	Total			Rebounds			PF	FO	Ast	TO	Blk	Stl	Pts	Avg							
					FG	FGA	Pct	3FG	3FGA	Pct									FT	FTA	Pct	Off	Def	Tot	Avg
2011-12*	25	6	377	15.1	36	82	.439	6	22	.273	17	30	.567	24	60	84	3.4	57	0	31	37	11	21	95	3.8
2013-14	32	1	537	16.8	67	129	.519	0	1	.000	38	61	.623	59	95	154	4.8	82	1	12	45	20	29	172	5.4
2014-15	16	8	200	12.5	22	46	.478	0	0	.000	6	14	.429	15	30	45	2.8	27	0	8	12	8	10	50	3.1
TOTAL	48	9	737	15.4	89	175	.509	0	1	.000	44	75	.587	74	125	199	4.1	109	1	20	57	28	39	222	4.6
<i>All*</i>	<i>76</i>	<i>15</i>	<i>1114</i>	<i>14.7</i>	<i>125</i>	<i>257</i>	<i>.486</i>	<i>6</i>	<i>23</i>	<i>.261</i>	<i>61</i>	<i>105</i>	<i>.581</i>	<i>98</i>	<i>185</i>	<i>283</i>	<i>3.7</i>	<i>166</i>	<i>1</i>	<i>51</i>	<i>94</i>	<i>39</i>	<i>60</i>	<i>317</i>	<i>4.2</i>

* Statistics from SMU

2014-15 GAME-BY-GAME

Opponent	Date	GS	Min	TOTAL			3-PTS			FT			REBOUNDS				PF	FO	A	TO	Blk	Stl	Pts	Avg
				FG	FGA	Pct	3FG	FGA	Pct	FT	FTA	Pct	Off	Def	Tot	Avg								
Northern Kentucky	11/16/14		DNP-Knee																					
Central Arkansas	11/18/14		DNP-Knee																					
at Rhode Island	11/22/14		DNP-Knee																					
Omaha	11/25/14		DNP-Knee																					
Tennessee-Martin	11/28/14		DNP-Knee																					
at Florida State	12/1/14		DNP-Knee																					
Creighton	12/7/14		DNP-Knee																					
Incarnate Word	12/10/14		DNP-Knee																					
Cincinnati	12/13/14		DNP-Knee																					
at Hawai'i	12/22/14		DNP-Knee																					
vs. Loyola Marymount	12/23/14		DNP-Knee																					
vs. Ohio	12/25/14		DNP-Knee																					
Indiana	12/31/14		DNP-Knee																					
at Iowa	1/5/15		DNP-Knee																					
Rutgers	1/8/15	13	0	0	.000	0	0	.000	0	0	.000	0	2	2	2.0	1	0	2	0	1	0	0	0	0.0
Illinois	1/11/15	4	0	2	.000	0	0	.000	0	0	.000	0	0	0	1.0	0	0	0	0	0	0	0	0	0.0
at Wisconsin	1/15/15	9	1	4	.250	0	0	.000	3	4	.750	1	2	3	1.7	2	0	0	0	0	1	5	1.7	
Minnesota	1/20/15	8	2	3	.667	0	0	.000	0	0	.000	2	0	2	1.8	1	0	2	0	0	1	4	2.3	
Michigan State	1/24/15	*	30	3	4	.750	0	0	.000	1	2	.500	2	5	7	2.8	4	0	0	0	1	7	3.2	
at Michigan	1/27/15	10	1	2	.500	0	0	.000	0	0	.000	0	2	2	2.7	1	0	1	0	0	1	2	3.0	
at Minnesota	1/31/15	9	2	2	1.000	0	0	.000	0	0	.000	1	1	2	2.6	1	0	0	2	2	0	4	3.1	
Northwestern	2/3/15	*	8	2	2	1.000	0	0	.000	0	0	.000	2	1	3	2.6	0	0	1	0	0	4	3.3	
at Penn State	2/7/15	5	0	0	.000	0	0	.000	0	0	.000	0	0	0	2.3	1	0	0	1	0	0	0	2.9	
Wisconsin	2/10/15	*	17	3	5	.600	0	0	.000	0	0	.000	1	2	3	2.4	3	0	0	1	2	2	6	3.2
at Purdue	2/15/15	8	1	4	.250	0	0	.000	0	0	.000	0	2	2	2.4	3	0	0	0	1	2	2	3.1	
at Maryland	2/19/15	*	8	2	2	1.000	0	0	.000	0	3	.000	0	1	1	2.3	1	0	0	2	0	0	4	3.2
Iowa	2/22/15	*	15	1	3	.333	0	0	.000	0	0	.000	1	3	4	2.4	2	0	1	2	1	0	2	3.1
at Ohio State	2/26/15	*	5	0	2	.000	0	0	.000	0	0	.000	0	1	1	2.3	0	0	0	2	0	0	0	2.9
at Illinois	3/4/15	*	32	4	9	.444	0	0	.000	0	1	.000	3	6	9	2.7	3	0	2	1	1	1	8	3.2
Maryland	3/8/15	*	19	0	2	.000	0	0	.000	2	4	.500	2	2	4	2.8	4	0	0	0	0	1	2	3.1
Totals		8	200	22	46	.478	0	0	.000	6	14	.429	15	30	45	2.8	27	0	8	12	8	10	50	3.1

NOTING SMITH

Overview: Played for his native British Virgin Islands over the summer, but suffered a torn left ACL on July 3...Was Nebraska's top post player off the bench, averaging 5.4 points and 4.8 rebounds per game as a junior... Posted a team-high three double-doubles and ranked second among Big Ten reserves in rebounding...Came to Nebraska from Seward County (Kan.) Community College where he averaged 8.3 points and 6.6 rebounds per game...Helped Seward CC to a 25-8 record and a Region VI semifinals in 2012-13...Began his college career at SMU, playing 25 games during the 2011-12 season and averaging 3.8 points, 3.4 rebounds and 1.2 assists per game...Overcame a torn right ACL in March of 2011...Grew up in the British Virgin Islands playing baseball before turning his attention to basketball.

2014-15 Highlights: Missed NU's first 14 games before returning against Rutgers on Jan. 9...Had two rebounds, two assists and a blocked shot in 13 minutes of work against the Scarlet Knights...Had five points and three rebounds in nine minutes off the bench at No. 7 Wisconsin...Gave the Huskers eight solid minutes against Minnesota with four points, two boards and two assists, as he helped key a 6-0 second-half spurt to put NU up 39-33...Made his first start in over a year against Michigan State, totaling season bests in both points (seven) and rebounds (seven) in 30 minutes...Hit both shots from the field and had two blocked shots in nine minutes at Minnesota...Made the start against Northwestern and had four points and three rebounds in eight minutes of work...Started against Wisconsin and had six points and three rebounds in 17 minutes...Had two points, two rebounds and a pair of steals in eight minutes off the bench at Purdue...Had four points on 2-of-2 shooting at No. 16 Maryland...Grabbed four rebounds in 15 minutes vs. Iowa...Set season bests in both points (eight), rebounds (nine) and assists (two) while playing a career-high 32 minutes in the loss to Illinois...Grabbed four rebounds and had two points vs. Maryland.

MISC. STATS

Category	2014-15	Career*
Double-Figure Scoring	0	7
Double-Figure Rebounding	0	7
Double-Figure Assists	0	0
Double-Doubles	0	3
Led NU in Scoring	0	0
Led NU in Rebounding	2	18
Led NU in Assists	0	4
20+ Point Games	0	0
30+ Point Games	0	0

*-includes SMU

TOP PERFORMANCES OF 2014-15

Category	No.	Opponent (Date)
Points	8	at Illinois (3/4)
	7	Michigan State (1/24)
	6	Wisconsin (2/10)
	5	at Wisconsin (1/15)
Rebounds	9	at Illinois (3/4)
	7	Michigan State (1/24)
	4	Iowa (2/22)
	4	Maryland (3/8)
Assists	2	Rutgers (1/8)
	2	Minnesota (1/20)
	2	at Illinois (3/4)
	1	Michigan (1/27)



#23 NICK FULLER | 6-6 | 207 | R-Fr. | G/F | Sun Prairie, Wis.

CAREER STATS

Year	GP	GS	Min	Avg	Total			3FG	3FGA	Pct	FT	FTA	Pct	Rebounds			PF	FO	Ast	TO	Blk	Stl	Pts	Avg	
					FG	FGA	Pct							Off	Def	Tot									Avg
2014-15	16	1	129	8.1	13	25	.520	3	8	.375	5	6	.833	8	13	21	1.3	12	0	4	4	2	2	34	2.1
TOTAL	16	1	129	8.1	13	25	.520	3	8	.375	5	6	.833	8	13	21	1.3	12	0	4	4	2	2	34	2.1

2014-15 GAME-BY-GAME

Opponent	Date	GS	Min	TOTAL			3-PTS			FT	FTA	Pct	REBOUNDS			PF	FO	A	TO	Blk	Stl	Pts	Avg	
				FG	FGA	Pct	3FG	FGA	Pct				Off	Def	Tot									Avg
Northern Kentucky	11/16/14		3	0	0	.000	0	0	.000	0	0	.000	0	0	0	0.0	1	0	0	0	0	0	0	0.0
Central Arkansas	11/18/14		5	0	1	.000	0	0	.000	0	0	.000	0	1	1	0.5	0	0	1	1	0	0	0	0.0
at Rhode Island	11/22/14		DNP-CD																					
Omaha	11/25/14		1	0	0	.000	0	0	.000	0	0	.000	0	1	1	0.7	0	0	0	0	0	0	0	0.0
Tennessee-Martin	11/28/14		DNP-CD																					
at Florida State	12/1/14		DNP-CD																					
Creighton	12/7/14		DNP-CD																					
Incarnate Word	12/10/14		13	2	3	.667	1	2	.500	1	1	1.000	1	1	2	1.0	2	0	2	0	0	0	6	1.5
Cincinnati	12/13/14		DNP-CD																					
at Hawai'i	12/22/14		3	0	0	.000	0	0	.000	0	0	.000	0	0	0	0.8	1	0	0	0	0	0	0	1.2
vs. Loyola Marymount	12/23/14		DNP-CD																					
vs. Ohio	12/25/14		DNP-CD																					
Indiana	12/31/14		3	0	0	.000	0	0	.000	0	0	.000	0	0	0	0.7	0	0	0	0	0	0	0	1.0
at Iowa	1/5/15		11	1	3	.333	0	1	.000	2	2	1.000	1	0	1	0.7	1	0	0	0	1	0	4	1.4
Rutgers	1/8/15		13	2	2	1.000	0	0	.000	0	0	.000	3	1	4	1.1	1	0	0	2	0	0	4	1.8
Illinois	1/11/15		DNP-CD																					
at Wisconsin	1/15/15		3	0	0	.000	0	0	.000	1	2	.500	0	0	0	1.0	0	0	0	0	0	0	1	1.7
Minnesota	1/20/15		DNP-CD																					
Michigan State	1/24/15		DNP-CD																					
at Michigan	01/27/15		1	0	0	.000	0	0	.000	0	0	.000	0	0	0	0.9	0	0	0	0	0	0	0	1.5
at Minnesota	1/31/15		3	0	0	.000	0	0	.000	0	0	.000	0	0	0	0.8	1	0	0	0	0	0	0	1.4
Northwestern	2/3/15		DNP-CD																					
at Penn State	2/7/15		5	0	1	.000	0	0	.000	0	0	.000	0	1	1	0.8	0	0	0	0	0	0	0	1.3
Wisconsin	2/10/15		DNP-CD																					
at Purdue	2/15/15		DNP-CD																					
at Maryland	2/19/15		26	5	9	.556	2	3	.667	0	0	.000	2	3	5	1.2	3	0	1	0	0	0	12	2.1
Iowa	2/22/15	*	30	2	4	.500	0	2	.000	1	1	1.000	1	4	5	1.4	2	0	0	1	1	2	5	2.3
at Ohio State	2/26/15		3	1	2	.500	0	0	.000	0	0	.000	0	0	0	1.3	0	0	0	0	0	0	2	2.3
at Illinois	3/4/15		DNP-CD																					
Maryland	3/8/15		6	0	0	.000	0	0	.000	0	0	.000	0	1	1	1.3	0	0	0	0	0	0	0	2.1
Totals		1	129	13	25	.520	3	8	.375	5	6	.833	8	13	21	1.3	12	0	4	4	2	2	34	2.1

NOTING FULLER

Overview: Redshirted last year and added 20 pounds to his frame in his first year at Nebraska...Was chosen as the team's lifter of the year in 2013-14...Southpaw scorer who totaled 1,940 career points at Sun Prairie (Wis.) High School, shattering the Big Eight Conference record of 1,669 points by Jeronne Maymon, who played collegiately at Marquette and Tennessee...Two-time Wisconsin State Journal All-Area Boys Basketball Player of the Year and finalist for Mr. Basketball in Wisconsin in 2013...Averaged 25.0 points and 11.2 rebounds per game in leading Sun Prairie to a 20-4 record and the Cardinals' first conference title in 37 years...Rated by 247Sports as one of the top 150 players in the country.

2014-15 Highlights: Played three minutes off the bench against Northern Kentucky, but did not score or grab a rebound...Grabbed a rebound and dished out an assist in five minutes of work against Central Arkansas...Saw action in the final minute against Omaha...Saw his most extensive action of the year against Incarnate Word, finishing with season bests in points (six), rebounds (two) and assists (two) in 13 minutes of work...Played his most extensive action since Dec. 10 at Iowa with four points, a rebound and a blocked shot in 11 second-half minutes...Gave NU a first-half spark against Rutgers with four points and four rebounds, including three offensive boards, in 13 minutes of work...Was held scoreless in five minutes at Penn State...Enjoyed a breakout game at No. 16 Maryland, setting personal bests in points (12), rebounds (five) and minutes (26) as he provided a spark off the bench...Made his first career start against Iowa, scoring five points and grabbing five rebounds while adding a pair of steals in 30 minutes.

MISC. STATS

Category	2014-15	Career
Double-Figure Scoring	1	1
Double-Figure Rebounding	0	0
Double-Figure Assists	0	0
Double-Doubles	0	0
Led NU in Scoring	0	0
Led NU in Rebounding	0	0
Led NU in Assists	0	0
20+ Point Games	0	0
30+ Point Games	0	0

TOP PERFORMANCES OF 2014-15

Category	No.	Opponent (Date)
Points	12	at Maryland (2/19)
	6	Incarnate Word (12/10)
	5	Iowa (2/22)
	4	at Iowa (1/5)
	4	Rutgers (1/8)
Rebounds	5	at Maryland (2/19)
	5	Iowa (2/22)
	4	Rutgers (1/8)
Assists	2	Incarnate Word (12/10)
	1	Central Arkansas (11/18)
	1	at Maryland (2/19)



#24 JAKE HAMMOND | 6-10 | 230 | Fr. | F | Comanche, Okla.

CAREER STATS

Year	GP	GS	Min	Avg	Total					Rebounds					PF	FO	Ast	TO	Blk	Stl	Pts	Avg			
					FG	FGA	Pct	3FG	3FGA	Pct	FT	FTA	Pct	Off									Def	Tot	Avg
2014-15	11	0	36	3.3	1	5	.200	0	0	.000	1	3	.333	3	4	7	0.6	6	0	1	2	2	0	3	0.3
TOTAL	11	0	36	3.3	1	5	.200	0	0	.000	1	3	.333	3	4	7	0.6	6	0	1	2	2	0	3	0.3

2014-15 GAME-BY-GAME

Opponent	Date	GS	Min	TOTAL			3-PTS			REBOUNDS			PF	FO	A	TO	Blk	Stl	Pts	Avg				
				FG	FGA	Pct	3FG	3FGA	Pct	FT	FTA	Pct									Off	Def	Tot	Avg
Northern Kentucky	11/16/14	3	0	0	.000	0	0	.000	0	0	.000	0	0	0	1	0	0	0	0	0.0				
Central Arkansas	11/18/14	8	1	2	.500	0	0	.000	0	0	.000	1	0	1	1.0	0	0	1	0	1.0				
at Rhode Island	11/22/14	DNP-CD																						
Omaha	11/25/14	1	0	0	.000	0	0	.000	0	0	.000	0	0	0	0.7	0	0	0	0	0.7				
Tennessee-Martin	11/28/14	DNP-CD																						
at Florida State	12/01/14	4	0	0	.000	0	0	.000	0	0	.000	0	0	0	0.5	1	0	1	0	0.5				
Creighton	12/7/14	DNP-CD																						
Incarinate Word	12/10/14	6	0	1	.000	0	0	.000	0	0	.000	0	1	1	0.6	1	0	0	0	0.4				
Cincinnati	12/13/14	DNP-CD																						
at Hawai'i	12-22-14	3	0	0	.000	0	0	.000	0	0	.000	0	1	1	0.7	0	0	0	1	0.3				
vs. Loyola Marymount	12/23/14	DNP-CD																						
vs. Ohio	12/25/14	DNP-CD																						
Indiana	12/31/14	DNP-CD																						
at Iowa	1/5/15	3	0	0	.000	0	0	.000	0	0	.000	0	0	0	0.6	3	0	0	0	0.3				
Rutgers	1/8/15	2	0	1	.000	0	0	.000	0	0	.000	2	0	2	0.8	0	0	0	0	0.3				
Illinois	1/11/15	DNP-CD																						
at Wisconsin	1/15/15	2	0	0	.000	0	0	.000	0	0	.000	0	1	1	0.8	0	0	0	0	0.2				
Minnesota	1/20/15	DNP-CD																						
Michigan State	1/24/15	DNP-CD																						
Michigan	1/27/15	DNP-CD																						
at Minnesota	1/31/15	1	0	0	.000	0	0	.000	0	0	.000	0	0	0	0.7	0	0	0	0	0.2				
Northwestern	2/3/15	DNP-CD																						
at Penn State	2/7/15	DNP-CD																						
Wisconsin	2/10/15	DNP-CD																						
at Purdue	2/15/15	DNP-CD																						
at Maryland	2/19/15	DNP-CD																						
Iowa	2/22/15	3	0	1	.000	0	0	.000	1	2	.500	0	0	0	0.6	0	0	0	0	0.3				
at Ohio State	2/26/15	DNP-CD																						
at Illinois	3/4/15	DNP-CD																						
Maryland	3/8/15	DNP-CD																						
Totals		0	36	1	5	.200	0	0	.000	1	3	.333	3	4	7	0.6	6	0	1	2	2	0	3	0.3

NOTING HAMMOND

Overview: Athletic big man who provides depth in the frontcourt...Physical player who possesses a 7-foot-2 wingspan...Rated by some recruiting services as among the nation's top-150 seniors in 2013-14, averaging 26.2 points, 14.8 rebounds and 5.7 blocks per game at Comanche (Okla.) High School...Originally grew up in the Dallas area before moving to Oklahoma prior to the start of high school...Will look to become the first Husker basketball letterwinner from the state of Oklahoma.

2014-15 Highlights: Totaled a rebound in three minutes off the bench against Northern Kentucky...Broke into the scoring column for the first time with a jumper, a rebound and a blocked shot in eight minutes against Central Arkansas...Did not play at Rhode Island...Played the final minute against Omaha...Gave NU four quality minutes at Florida State, as he played with the Huskers' primary posts in foul trouble, as he dished out an assist...Played six minutes against Incarnate Word and grabbed a rebound...Played first-half minutes at Iowa recording a blocked shot in three minutes of action...Had two rebounds in two minutes in the win over Rutgers...Had a point in three minutes vs. Iowa.

MISC. STATS

Category	2014-15	Career
Double-Figure Scoring	0	0
Double-Figure Rebounding	0	0
Double-Figure Assists	0	0
Double-Doubles	0	0
Led NU in Scoring	0	0
Led NU in Rebounding	0	0
Led NU in Assists	0	0
20+ Point Games	0	0
30+ Point Games	0	0

TOP PERFORMANCES OF 2014-15

Category	No.	Opponent (Date)
Points	2	Central Arkansas (11/18)
	1	Iowa (2/22)
Rebounds	2	Rutgers (1/8)
	1	at Wisconsin (1/15)
	1	Northern Kentucky (11/16)
	1	Central Arkansas (11/18)
	1	Incarinate Word (12/10)
	1	Hawaii (12/2)
Assists	1	at Florida State (12/1)



#31 SHAVON SHIELDS | 6-7 | 221 | Jr | G/F | Olathe, Kan.

CAREER STATS

Year	GP	GS	Total										Rebounds												
			Min	Avg	FG	FGA	Pct	3FG	3FGA	Pct	FT	FTA	Pct	Off	Def	Tot	Avg	PF	FO	Ast	TO	Blk	Stl	Pts	Avg
2012-13	28	19	804	28.7	89	189	.471	14	39	.359	48	71	.676	34	110	144	5.1	87	4	25	47	8	23	240	8.6
2013-14	32	32	1042	32.6	131	296	.443	18	57	.316	129	179	.721	44	140	184	5.8	89	5	51	51	9	29	409	12.8
2014-15	30	30	1060	35.3	155	345	.449	17	85	.200	131	158	.829	43	133	176	5.9	70	0	63	80	5	32	458	15.3
TOTAL	90	81	2906	32.3	375	830	.452	49	181	.271	308	408	.755	121	383	504	5.6	246	9	139	178	22	84	1107	12.3

2014-15 GAME-BY-GAME

Opponent	Date	GS	Min	TOTAL			3-PTS			REBOUNDS			PF	FO	A	TO	Blk	Stl	Pts	Avg				
				FG	FGA	Pct	3FG	FGA	Pct	FT	FTA	Pct									Off	Def	Tot	Avg
Northern Kentucky	11/16/14	*	27	4	4	1.000	0	0	.000	10	10	1.000	0	4	4	4.0	2	0	2	2	0	1	18	18.0
Central Arkansas	11/18/14	*	33	4	7	.571	0	1	.000	8	11	.727	3	8	11	7.5	2	0	4	3	2	1	16	17.0
at Rhode Island	11/22/14	*	43	10	17	.588	1	5	.200	4	5	.800	3	6	9	8.0	1	0	1	2	0	1	25	19.7
Omaha	11/25/14	*	35	12	16	.750	4	4	1.000	7	8	.875	4	4	8	8.0	3	0	0	3	0	2	35	23.5
Tennessee-Martin	11/28/14	*	37	2	9	.222	1	3	.333	0	0	.000	1	3	4	7.2	0	0	2	3	0	0	5	19.8
at Florida State	12/01/14	*	33	8	13	.615	1	3	.333	4	4	1.000	1	7	8	7.3	3	0	2	2	0	0	21	20.0
Creighton	12/7/14	*	38	3	10	.300	0	2	.000	1	3	.333	2	3	5	7.0	3	0	5	2	0	0	7	18.1
Incarinate Word	12/10/14	*	30	5	10	.500	0	2	.000	9	9	1.000	4	5	9	7.3	3	0	2	3	0	0	19	18.3
Cincinnati	12/13/14	*	46	3	9	.333	0	2	.000	7	7	1.000	1	6	7	7.2	3	0	0	7	0	2	13	17.7
at Hawai'i	12/22/14	*	39	3	11	.273	0	3	.000	6	8	.750	1	7	8	7.3	4	0	1	3	0	1	12	17.1
vs. Loyola Marymount	12/23/14	*	44	3	11	.273	0	2	.000	7	8	.875	1	5	6	7.2	1	0	3	7	0	1	13	16.7
vs. Ohio	12/25/14	*	33	7	14	.500	1	2	.500	7	7	1.000	1	3	4	6.9	3	0	2	3	0	1	22	17.2
Indiana	12/31/14	*	38	7	18	.389	1	5	.200	5	5	1.000	3	4	7	6.9	1	0	1	2	0	2	20	17.4
at Iowa	1/5/15	*	36	9	18	.500	0	2	.000	7	10	.700	1	5	6	6.9	2	0	1	3	0	0	25	17.9
Rutgers	1/8/15	*	34	5	12	.417	0	2	.000	1	2	.500	0	6	6	6.8	3	0	2	2	0	3	11	17.5
Illinois	1/11/15	*	36	4	11	.364	1	3	.333	2	2	1.000	0	8	8	6.9	2	0	5	2	0	1	11	17.1
at Wisconsin	1/15/15	*	30	3	4	.750	0	0	.000	2	2	1.000	1	2	3	6.6	3	0	6	1	0	1	8	16.5
Minnesota	1/20/15	*	37	4	10	.400	0	4	.000	7	11	.636	0	7	7	6.7	2	0	3	4	0	3	15	16.4
Michigan State	1/24/15	*	39	7	17	.412	1	5	.200	6	6	1.000	1	6	7	6.7	3	0	0	2	0	2	21	16.7
at Michigan	1/27/15	*	36	4	12	.333	1	4	.250	5	8	.625	2	1	3	6.5	1	0	0	3	0	0	14	16.6
at Minnesota	1/31/15	*	38	4	15	.267	1	7	.143	2	2	1.000	0	5	5	6.4	2	0	1	6	1	1	11	16.3
Northwestern	2/3/15	*	37	4	5	.800	0	1	.000	3	3	1.000	0	4	4	6.3	2	0	8	2	0	0	11	16.0
at Penn State	2/7/15	*	36	4	13	.308	1	6	.167	3	4	.750	2	6	8	6.4	2	0	2	1	1	2	12	15.9
Wisconsin	2/10/15	*	38	5	11	.455	0	2	.000	2	4	.500	3	2	5	6.3	4	0	1	2	0	1	12	15.7
at Purdue	2/15/15	*	37	7	13	.538	0	1	.000	5	6	.833	1	2	3	6.2	1	0	2	3	0	0	19	15.8
at Maryland	2/19/15	*	31	6	12	.500	1	4	.250	0	0	.000	1	5	6	6.2	3	0	2	1	0	0	13	15.7
Iowa	2/22/15	*	26	1	6	.167	0	2	.000	1	2	.500	2	3	5	6.1	3	0	1	1	1	1	3	15.3
at Ohio State	2/26/15	*	33	3	8	.375	0	2	.000	0	0	.000	0	0	0	5.9	2	0	1	1	0	1	6	14.9
at Illinois	3/4/15	*	31	6	13	.462	2	4	.500	0	0	.000	2	2	4	5.9	3	0	0	1	0	0	14	14.9
Maryland	3/8/15	*	29	8	16	.500	0	2	.000	10	11	.909	2	4	6	5.9	3	0	3	3	0	4	26	15.3
Totals		30	1060	155	345	.449	17	85	.200	131	158	.829	43	133	176	5.9	70	0	63	80	5	32	458	15.3

HONORS

- First-Team Academic All-American (3.73 in biological sciences)

NOTING SHIELDS

Overview: Earned honorable-mention All-Big Ten honors as a sophomore as he started every game...Played 28 games as a freshman, starting Nebraska's final 19 games in 2012-13...Spent three years at Olathe Northwest HS, totaling 1,068 points and finished as the school's all-time scoring leader...Finished as the school's career leader in points, rebounds, free throws, field goals, steals and rebounds...Teamed with current Kentucky junior Willie Cauley-Stein at Olathe Northwest, as Cauley-Stein lived with the Shields family...Is the son of former Husker and NFL football great Will Shields, who will be inducted into the Pro Football Hall of Fame this August...Majors in biological sciences at NU and is a two-time first-team Academic All-District VII selection.

2014-15 Highlights: Enjoyed an efficient performance against Northern Kentucky with 18 points, including 10-of-10 from the foul line, four rebounds and two assists...Turned in a strong performance against Central Arkansas, scoring 16 points, grabbing 11 rebounds, dishing out four assists and blocking two shots...Scored all 16 points in the first half, including seven in an 11-2 run to give the Huskers a solid lead...Was outstanding at Rhode Island, finishing with 25 points and nine rebounds in a career-high 45 minutes...Scored a career-high 35 points on 12-of-16 shooting against Omaha, including a career-best four 3-pointers...Scored 13 points in a 23-2 run to erase a 16-point first-half deficit...Shined in the Huskers' win at Florida State with 21 points on 8-of-13 shooting and a team-high eight rebounds in the win at Florida State...Scored 15 of his 21 points in the first half, as NU built a 16-point lead...Bounced back with a strong effort against Incarnate Word with 19 points and nine rebounds, topping NU in both categories...Tied for team-high honors with 13 points and grabbed seven rebounds in a career-high 46 minutes against Cincinnati...Totaled 13 points and eight rebounds vs. Loyola Marymount, including four points in a 10-0 overtime spurt...Posted his fourth 20-point game with 22 points and two assists vs. Ohio... Had 20 points, seven rebounds and two steals in the loss vs. Indiana...Collected his third straight 20-point game with 25 points and grabbed six rebounds at Iowa...Had 11 points, eight rebounds and matched his career high with five assists vs. Illinois...Set a career high in assists for the second straight game, as he dished out six assists and had eight points in the loss to No. 7 Wisconsin...Scored 13 of his 15 points in the second half in the win over Minnesota while adding seven rebounds and three assists...Keyed NU's win over Michigan State with 21 points and seven rebounds...Reached 1,000 career points against Northwestern, finishing with 11 points and a career-high eight assists...Had 12 points, eight rebounds, two assists and a pair of steals at Penn State...Totaled 12 points and five rebounds vs. No. 5 Wisconsin...Paced NU with a game-high 19 points on 7-of-13 shooting at Purdue... Had 13 points and six rebounds at No. 16 Maryland...Led NU with 14 points at Illinois...Led NU with 26 points, including 18 in the second half, and had six rebounds and three assists vs. No. 10 Maryland.

MISC. STATS

Category	2014-15	Career
Double-Figure Scoring	25	54
Double-Figure Rebounding	2	6
Double-Figure Assists	0	0
Double-Doubles	1	4
Led NU in Scoring	11	23
Led NU in Rebounding	8	27
Led NU in Assists	10	20
20+ Point Games	8	13
30+ Point Games	1	2

TOP PERFORMANCES OF 2014-15

Category	No.	Opponent (Date)
Points	35	Omaha (11/25)
	26	Maryland (3/8)
	25	Rhode Island (11/22)
	25	at Iowa (1/5)
	22	vs. Ohio (12/25)
Rebounds	11	Central Arkansas (11/18)
	9	Incarinate Word (12/10)
	9	Rhode Island (11/22)
Assists	7	Northwestern (2/3)
	6	at Wisconsin (1/15)
	5	Creighton (12/7)
	5	Illinois (1/11)
	5	



#35 WALTER PITCHFORD

6-10 | 237 | Jr. | F | Grand Rapids, Mich.

CAREER STATS

Year	GP	GS	Min	Avg	Total					Rebounds					PF	FO	Ast	TO	Blk	Stl	Pts	Avg				
					FG	FGA	Pct	3FG	3FGA	Pct	FT	FTA	Pct	Off									Def	Tot	Avg	
2011-12*	13	0	22	1.7	3	11	.273	0	3	.000	0	0	.000	1	3	4	0.3	5	0	1	1	1	0	6	0.5	
2013-14	32	31	742	23.2	107	226	.473	48	117	.410	34	49	.694	81	2	16	151	4.7	81	2	16	15	18	12	296	9.3
2014-15	29	26	800	27.6	82	214	.383	37	127	.291	16	32	.500	29	108	137	4.7	72	0	14	33	14	10	217	7.5	
TOTAL	61	57	1542	25.3	189	440	.430	85	244	.348	50	81	.617	65	223	288	4.7	153	2	30	48	32	22	513	8.4	
All*	74	57	1564	21.1	192	451	.426	85	247	.344	50	81	.617	66	226	292	3.9	158	2	31	49	33	22	519	7.0	

* Statistics from Florida

2014-15 GAME-BY-GAME

Opponent	Date	GS	Min	TOTAL			3-PTS			FT			REBOUNDS				PF	FO	A	TO	Blk	Stl	Pts	Avg		
				FG	FGA	Pct	3FG	FGA	Pct	FT	FTA	Pct	Off	Def	Tot	Avg										
Northern Kentucky	11/16/14	*	26	1	6	.167	1	5	.200	0	0	.000	0	4	4	0	4	4.0	4	0	1	2	3	1	3	3.0
Central Arkansas	11/18/14	*	20	2	6	.333	0	2	.000	0	0	.000	0	4	4	0	3	0	0	1	1	0	4	4	3.5	
at Rhode Island	11/22/14	*	26	0	4	.000	0	4	.000	3	5	.600	1	2	3	3.7	4	0	2	0	0	1	3	3.3		
Omaha	11/25/14	*	22	2	8	.250	0	5	.000	0	5	.000	1	1	2	3.3	2	0	1	4	0	2	4	3.5		
Tennessee-Martin	11/28/14	*	22	6	11	.545	6	10	.600	1	2	.500	0	3	3	3.2	4	0	1	2	0	0	19	6.6		
at Florida State	12/01/14	*	17	2	4	.500	2	3	.667	0	0	.000	0	1	1	2.8	4	0	0	1	1	0	6	6.5		
Creighton	12/7/14	*	17	1	9	.111	0	5	.000	0	0	.000	2	1	3	2.9	3	0	0	2	0	0	2	5.9		
Incarnate Word	12/10/14	*	23	4	9	.444	1	3	.333	1	3	.333	1	2	3	2.9	2	0	0	1	0	0	10	6.4		
Cincinnati	12/13/14	*	48	3	10	.300	2	5	.400	1	2	.500	4	6	10	3.7	3	0	0	2	1	0	9	6.7		
at Hawai'i	12-22-14	*	35	3	6	.500	3	6	.500	1	2	.500	2	8	10	4.3	3	0	0	4	2	1	10	7.0		
vs. Loyola Marymount	12/23/14	*	44	3	9	.333	2	6	.333	2	3	.667	0	8	8	4.6	3	0	0	0	0	0	10	7.3		
vs. Ohio	12/25/14	*	34	4	9	.444	1	4	.250	0	0	.000	0	5	5	4.7	3	0	0	0	1	0	9	7.4		
Indiana	12/31/14	*	28	4	8	.500	3	5	.600	0	0	.000	0	5	5	4.7	2	0	3	0	1	1	11	7.7		
at Iowa	1/5/15	*	32	3	5	.600	1	3	.333	0	0	.000	1	5	6	4.8	3	0	1	1	0	0	7	7.6		
Rutgers	1/8/15	*	30	4	8	.500	1	4	.250	0	0	.000	1	5	6	4.9	4	0	0	1	0	0	9	7.7		
Illinois	1/11/15	*	34	3	8	.375	1	5	.200	0	0	.000	0	6	6	4.9	0	0	0	1	0	1	7	7.7		
at Wisconsin	1/15/15	*	30	3	8	.375	1	5	.200	0	0	.000	0	4	4	4.9	1	0	1	1	0	0	7	7.6		
Minnesota	1/20/15	*	33	2	4	.500	1	3	.333	1	1	1.000	1	10	11	5.2	3	0	0	1	1	0	6	7.6		
Michigan State	1/24/15	*	4	0	0	.000	0	0	.000	0	0	.000	0	0	0	4.9	2	0	0	0	0	0	0	7.2		
at Michigan	1/27/15	*	29	2	5	.400	0	3	.000	0	0	.000	2	2	4	4.9	2	0	0	1	0	0	4	7.0		
at Minnesota	1/31/15	*	29	2	7	.286	0	3	.000	0	0	.000	2	3	5	4.9	1	0	1	1	0	0	4	6.9		
Northwestern	2/3/15	*	27	5	8	.625	3	5	.600	1	1	1.000	0	3	3	4.8	1	0	0	0	0	1	14	7.2		
at Penn State	2/7/15	*	28	0	6	.000	0	4	.000	2	2	1.000	0	1	1	4.7	2	0	0	2	0	0	2	7.0		
Wisconsin	2/10/15	*	34	1	5	.200	0	4	.000	0	0	.000	2	5	7	4.8	3	0	0	0	1	0	2	6.8		
at Purdue	2/15/15	*	24	5	9	.556	2	4	.500	0	0	.000	0	2	2	4.6	4	0	1	0	0	1	12	7.0		
at Maryland	2/19/15		32	7	14	.500	5	10	.500	0	0	.000	3	4	7	4.7	1	0	2	0	0	0	19	7.4		
Iowa	2/22/15		22	4	11	.364	0	2	.000	2	2	1.000	2	1	3	4.7	1	0	0	2	1	1	10	7.5		
at Ohio State	2/26/15	*	30	3	10	.300	0	5	.000	1	2	.500	3	4	7	4.8	3	0	2	1	0	0	7	7.5		
at Illinois	3/4/15																									
Maryland	3/8/15		20	3	7	.429	1	4	.250	0	2	.000	1	3	4	4.7	1	0	0	0	0	0	7	7.5		
Totals			26	800	82	214	.383	37	127	.291	16	32	.500	29	108	137	4.7	72	0	14	33	14	10	217	7.5	

NOTING PITCHFORD

Overview: Smooth-shooting big man who gives the Huskers a threat from long distance...Athletic big man who benches 300 pounds and has eight percent body fat and possesses a 42-inch vertical leap...Shot 41 percent from 3-point range as a sophomore...Was rated by Bleacher Report as one of the 20 most fundamentally solid players in college basketball...Has been named to the Nebraska Scholar-Athlete honor roll twice at Nebraska...Began his career at the University of Florida in 2011-12, helping the Gators to the Elite Eight...Hails from Grand Rapids, Mich., but grew up in Chicago.

2014-15 Highlights: Was held to three points, but had four rebounds and matched his career high with three blocked shots against Northern Kentucky...Had four points, two rebounds and two steals vs. Omaha...Broke out with a career-high 19 points, including 6-of-10 from 3-point range, against Tennessee-Martin, while adding three rebounds in 22 minutes...His six 3-pointers vs. UT-Martin was also a personal best...Got the Huskers going at Florida State with six points - all in the first half - as he battled foul trouble and played just 17 minutes in the win over the Seminoles...Reached double figures for the second time in 2014-15 with 10 points and three rebounds against Incarnate Word...Played his best game of the year against Cincinnati with a season-high 10 rebounds and nine points while playing 48 of 50 minutes in the double overtime win...Collected his first double-double of the year with 10 points and 10 boards...Turned in a strong effort against Loyola Marymount with 10 points and eight boards in 44 of a possible 45 minutes...Scored all nine points and had five rebounds in the second half of NU's win over Ohio...Had 11 points, including 3-of-5 from 3-point range, and five rebounds in the Big Ten opener vs. Indiana...Finished with seven points and six rebounds while battling foul trouble at Iowa...Played a solid game vs. Rutgers with nine points, six rebounds in 30 minutes while also drawing a pair of charges...Grabbed six rebounds and had seven points against Illinois...Grabbed a season-high 11 rebounds vs. Minnesota while scoring six points and limiting Maurice Walker to four points on 4-of-8 shooting...Broke out with a 14-point effort in the win over Northwestern, going 3-of-5 from 3-point range...Hit 5-of-9 shots from the floor and had 12 points in the loss at Purdue...Came off the bench for the first time this season, matching his career high with 19 points, including five 3-pointers and a game-high seven rebounds in the loss at No. 16 Maryland...Came off the bench for 10 points and three rebounds in the loss to Iowa...Returned to the starting lineup against Ohio State and had seven points and seven rebounds...Missed the Illinois game with a hip injury and had seven points and four rebounds vs. No. 10 Maryland.

MISC. STATS

Category	2014-15	Career*
Double-Figure Scoring	8	27
Double-Figure Rebounding	3	5
Double-Figure Assists	0	0
Double-Doubles	0	2
Led NU in Scoring	2	4
Led NU in Rebounding	7	14
Led NU in Assists	2	3
20+ Point Games	0	0
30+ Point Games	0	0

*-includes Florida

TOP PERFORMANCES OF 2014-15

Category	No.	Opponent (Date)
Points	19	Tennessee-Martin (11/28)
	19	at Maryland (2/19)
	14	Northwestern (2/3)
	12	at Purdue (2/15)
Rebounds	11	vs. Minnesota (1/20)
	10	Cincinnati (12/13)
	10	Hawaii (12/2)
	8	Loyola Marymount (12/23)
Blocks	3	Northern Kentucky (11/16)
	2	Hawaii (12/22)



#44 KYE KURKOWSKI | 6-11 | 221 | Sr. | F | Grant, Neb.

CAREER STATS

Year	GP	GS	Min		Total			3FG			FTA			Rebounds				PF	FO	Ast	TO	Blk	Stl	Pts	Avg
					FG	FGA	Pct	3FG	3FGA	Pct	FT	FTA	Pct	Off	Def	Tot	Avg								
2011-12	2	0	3	1.5	0	0	.000	0	0	.000	0	0	.000	0	0	0	0.0	0	0	0	0	0	0	0	0.0
2012-13	6	0	9	1.5	1	1	1.000	0	0	.000	0	0	.000	0	2	2	0.3	0	0	0	1	0	0	2	0.3
2013-14	5	0	10	2.0	1	1	1.000	0	0	.000	0	1	.000	0	3	3	0.6	1	0	0	0	0	0	2	0.4
2014-15	7	0	12	1.7	1	2	.500	0	0	.000	0	0	.000	2	1	3	0.4	0	0	0	1	0	0	2	0.3
TOTAL	20	0	34	1.7	3	4	.750	0	0	.000	0	1	.000	2	6	8	0.4	1	0	0	2	0	0	6	0.3

2014-15 GAME-BY-GAME

Opponent	Date	GS	Min	TOTAL			3-PTS			FT	FTA	Pct	REBOUNDS				PF	FO	A	TO	Blk	Stl	Pts	Avg	
				FG	FGA	Pct	3FG	3FGA	Pct				Off	Def	Tot	Avg									
Northern Kentucky	11/16/14		2	1	1	1.000	0	0	.000	0	0	.000	1	0	1	1.0	0	0	0	0	0	0	0	2	2.0
Central Arkansas	11/18/14		3	0	0	.000	0	0	.000	0	0	.000	0	0	0	0.5	0	0	0	1	0	0	0	0	1.0
at Rhode Island	11/22/14		DNP-CD																						
Omaha	11/25/14		1	0	0	.000	0	0	.000	0	0	.000	0	0	0	0.3	0	0	0	0	0	0	0	0	0.7
Tennessee-Martin	11/28/14		DNP-CD																						
at Florida State	12/1/14		DNP-CD																						
Creighton	12/7/14		DNP-CD																						
Incarinate Word	12/10/14		DNP-CD																						
Cincinnati	12/13/14		DNP-CD																						
at Hawai'i	12/22/14		DNP-CD																						
vs. Loyola Marymount	12/23/14		DNP-CD																						
vs. Ohio	12/25/14		DNP-CD																						
Indiana	12/31/14		DNP-CD																						
at Iowa	1/5/15		DNP-CD																						
Rutgers	1/8/15		DNP-CD																						
Illinois	1/11/15		DNP-CD																						
at Wisconsin	1/15/15		DNP-CD																						
Minnesota	1/20/15		DNP-CD																						
Michigan State	1/24/15		DNP-CD																						
Michigan	1/27/15		DNP-CD																						
at Minnesota	01/31/15		1	0	0	.000	0	0	.000	0	0	.000	0	0	0	0.3	0	0	0	0	0	0	0	0	0.5
Northwestern	2/3/15		DNP-CD																						
at Penn State	2/7/15		1	0	0	.000	0	0	.000	0	0	.000	0	1	1	0.4	0	0	0	0	0	0	0	0	0.4
Wisconsin	2/10/15		DNP-CD																						
at Purdue	2/15/15		DNP-CD																						
at Maryland	2/19/15		DNP-CD																						
Iowa	2/22/15		3	0	1	.000	0	0	.000	0	0	.000	1	0	1	0.5	0	0	0	0	0	0	0	0	0.3
at Ohio State	2/26/15		1	0	0	.000	0	0	.000	0	0	.000	0	0	0	0.4	0	0	0	0	0	0	0	0	0.3
at Illinois	3/4/15		DNP-CD																						
Maryland	3/8/15		DNP-CD																						
Totals		0	12	1	2	.500	0	0	.000	0	0	.000	2	1	3	0.4	0	0	0	1	0	0	0	2	0.3

NOTING KURKOWSKI

Overview: Fifth-year walk-on who provides depth in the post...Agricultural engineering major who is on an academic scholarship and will graduate this December...Three-time Academic All-Big Ten pick...Hails from Grant, Neb., which is located in the southwestern corner of the state and has a population of 1,137.

2014-15 Highlights: Played the final two minutes in the win over Northern Kentucky and had an offensive rebound and a tip-in...played the final three minutes vs. Central Arkansas, but had no stats...Saw action in the final minute vs. Omaha...Played the final minute at Minnesota...Grabbed a rebound in three minutes against Iowa...Played the final minute at Ohio State.

MISC. STATS

Category	2014-15	Career
Double-Figure Scoring	0	0
Double-Figure Rebounding	0	0
Double-Figure Assists	0	0
Double-Doubles	0	0
Led NU in Scoring	0	0
Led NU in Rebounding	0	0
Led NU in Assists	0	0
20+ Point Games	0	0
30+ Point Games	0	0

TOP PERFORMANCES OF 2014-15

Category	No.	Opponent (Date)
Points	2	Northern Kentucky (11/16)
Rebounds	1	Northern Kentucky (11/16)
	1	Iowa (2/22)
Assists	0	N/A

NEBRASKA GAME-BY-GAME BOX SCORES

Northern Kentucky vs Nebraska 11/16/14 1:05 p.m. at Pinnacle Bank Arena (Lincoln, Neb.)

Northern Kentucky 61 • 0-2

#	Player	Total			3-Ptr			Rebounds			PF	TP	A	TO	Blk	Stl	Min
		FG-FGA	FG-FGA	FT-FTA	FG-FGA	FG-FGA	FT-FTA	Off	Def	Tot							
20	GIESLER, Jake	f	2-7	0-1	0-2	3	4	7	4	4	2	0	0	0	0	25	
21	BILLUPS, Jalen	c	2-4	0-0	3-5	1	0	1	4	7	0	4	0	0	0	15	
03	WHITE, Tyler	g	2-6	0-2	1-2	2	1	3	3	5	0	2	0	0	0	17	
33	MONACO, Anthony	g	4-9	4-7	0-0	0	6	6	2	12	0	0	0	1	25		
44	DANOS, Dean	g	1-3	0-1	0-0	0	1	1	0	2	0	0	0	0	7		
00	JACKSON, Chad	g	1-4	0-0	0-0	0	1	1	5	2	1	0	0	0	23		
02	PERSONS, Tayler	g	4-10	0-2	5-8	1	4	5	3	13	4	3	0	2	26		
04	COLE, Deontae	g	2-6	2-5	0-0	1	0	1	0	6	0	0	0	0	21		
05	GARNETT, Jordan	g	0-3	0-1	0-0	2	3	5	2	0	0	2	0	0	15		
13	CAMPS, Daniel	g	1-2	0-0	2-4	1	0	1	0	4	1	0	0	0	8		
23	JOHNSON, Todd	g	0-1	0-1	0-0	1	1	2	0	0	1	1	0	0	4		
25	MURRAY, Cole	g	2-3	2-3	0-0	1	0	1	1	6	0	0	0	0	14		
	Team					2	0	2			1						
	Totals		21-58	8-23	11-21	15	21	36	24	61	9	13	0	3	200		

FG % 1st Half: 12-31 38.7% 2nd half: 9-27 33.3% Game: 21-58 36.2% Deadball Rebounds 5
 3FG % 1st Half: 4-12 33.3% 2nd half: 4-11 36.4% Game: 8-23 34.8%
 FT % 1st Half: 2-8 25.0% 2nd half: 9-13 69.2% Game: 11-21 52.4%

Nebraska 80 • 1-0

#	Player	Total			3-Ptr			Rebounds			PF	TP	A	TO	Blk	Stl	Min
		FG-FGA	FG-FGA	FT-FTA	FG-FGA	FG-FGA	FT-FTA	Off	Def	Tot							
02	Rivers, David	f	5-5	0-0	2-2	4	2	6	3	12	1	0	0	1	27		
31	Shields, Shavon	f	4-4	0-0	10-10	0	4	4	2	18	2	2	0	1	27		
35	Pitchford, Walter	f	1-6	1-5	0-0	0	4	4	4	3	1	2	3	1	26		
00	Webster, Tai	g	2-8	1-5	3-4	0	2	2	4	8	1	2	0	0	25		
05	Petteway, Terran	g	7-15	6-9	5-7	0	6	6	2	25	1	0	2	1	33		
03	Parker, Benny	g	1-6	0-2	2-3	0	2	2	0	4	2	1	0	2	24		
10	Menke, Trevor	g	0-1	0-1	0-0	0	0	0	0	0	0	0	0	0	2		
11	Smith, Tarin	g	1-1	0-0	4-4	0	0	0	2	6	1	0	0	0	16		
12	Abraham, Moses	g	1-1	0-0	0-0	1	4	5	4	2	1	2	2	0	12		
23	Fuller, Nick	g	0-0	0-0	0-0	0	0	0	1	0	0	0	0	0	3		
24	Hammond, Jake	g	0-0	0-0	0-0	0	1	1	0	0	0	1	0	0	3		
44	Kurkowski, Kye	g	1-1	0-0	0-0	1	0	1	0	2	0	0	0	0	2		
	Team					0	2	2									
	Totals		23-48	8-22	26-30	6	27	33	22	80	10	10	7	6	200		

FG % 1st Half: 13-26 50.0% 2nd half: 10-22 45.5% Game: 23-48 47.9% Deadball Rebounds 2
 3FG % 1st Half: 5-13 38.5% 2nd half: 3-9 33.3% Game: 8-22 36.4%
 FT % 1st Half: 14-18 77.8% 2nd half: 12-12 100.0% Game: 26-30 86.7%

Officials: Chris Beaver, Lewis Garrison, Tyler Ford
 Technical fouls: Northern Kentucky-None. Nebraska-None.
 Attendance: 15479
 Actual Attendance: 12,594
 Regular Season Home Opener

Score by periods	1st	2nd	Total
Northern Kentucky	30	31	61
Nebraska	45	35	80

Last FG - NKU 2nd-02:35, NEB 2nd-00:31.
 Largest lead - NKU by 6 1st-16:36, NEB by 22 2nd-03:52.
 NKU led for 03:29, NEB led for 34:32. Game was tied for 01:53.

Nebraska vs Rhode Island 11/22/14 7:05 PM at Kingston, RI (Thomas M. Ryan Center)

Nebraska 62 • 2-1

#	Player	Total			3-Ptr			Rebounds			PF	TP	A	TO	Blk	Stl	Min
		FG-FGA	FG-FGA	FT-FTA	FG-FGA	FG-FGA	FT-FTA	Off	Def	Tot							
02	Rivers, David	f	2-4	0-0	2-2	0	2	2	3	6	1	1	1	0	34		
05	Petteway, Terran	f	5-18	1-7	4-4	0	3	3	4	15	0	8	4	1	40		
35	Pitchford, Walter	f	0-4	0-4	3-5	1	2	3	4	3	2	0	0	1	26		
00	Webster, Tai	g	1-3	0-2	0-0	1	1	2	3	2	0	1	0	2	24		
31	Shields, Shavon	g	10-17	1-5	4-5	3	6	9	1	25	1	2	0	1	43		
03	Parker, Benny	g	2-6	0-1	3-4	0	3	3	5	7	3	3	0	1	28		
11	Smith, Tarin	g	1-4	1-1	0-0	0	1	1	1	3	3	0	0	0	15		
12	Abraham, Moses	g	0-1	0-0	1-2	1	6	7	2	1	0	1	1	0	15		
	Team					1	5	6									
	Totals		21-57	3-20	17-22	7	29	36	23	62	10	16	6	6	225		

FG % 1st Half: 9-29 31.0% 2nd half: 11-24 45.8% OT: 1-4 25.0% Game: 21-57 36.8% Deadball Rebounds 1
 3FG % 1st Half: 2-11 18.2% 2nd half: 1-7 14.3% OT: 0-2 0.0% Game: 3-20 15.0%
 FT % 1st Half: 3-5 60.0% 2nd half: 7-8 87.5% OT: 7-9 77.8% Game: 17-22 77.3%

Rhode Island 66 • 3-0

#	Player	Total			3-Ptr			Rebounds			PF	TP	A	TO	Blk	Stl	Min
		FG-FGA	FG-FGA	FT-FTA	FG-FGA	FG-FGA	FT-FTA	Off	Def	Tot							
12	MARTIN, Hassan	f	2-5	0-1	4-6	4	8	12	5	8	0	2	4	1	38		
55	BIRUTA, Gilydydas	f	3-5	0-1	0-0	4	4	8	4	6	0	2	0	0	26		
00	MATTHEWS, E.C.	g	7-20	1-9	11-14	3	7	10	3	26	2	5	1	1	38		
10	MINNIS, Biggie	g	0-2	0-0	0-0	1	4	5	0	0	1	2	0	0	14		
32	TERRELL, Jared	q	4-14	2-5	2-6	0	2	2	3	12	1	3	0	1	40-		
01	GARRETT, Jarvis	g	0-5	0-2	1-3	0	3	3	2	1	3	0	0	1	22		
02	REISCHL, Jarelle	g	3-6	0-1	2-2	4	1	5	4	8	0	2	0	0	10		
13	BUCHANAN, T.J.	g	0-1	0-0	1-2	0	2	2	2	1	2	0	0	2	29		
33	WATSON, Earl	g	2-3	0-0	0-0	0	2	2	0	4	0	0	0	1	8		
	Team					0	0	0									
	Totals		21-61	3-19	21-33	16	33	49	23	66	9	16	5	7	225		

FG % 1st Half: 8-32 25.0% 2nd half: 10-23 43.5% OT: 3-6 50.0% Game: 21-61 34.4% Deadball Rebounds 7
 3FG % 1st Half: 0-11 0.0% 2nd half: 1-6 16.7% OT: 2-2 100.0% Game: 3-19 15.8%
 FT % 1st Half: 3-6 50.0% 2nd half: 13-19 68.4% OT: 5-8 62.5% Game: 21-33 63.6%

Score by periods	1st	2nd	OT	Total
Nebraska	23	30	9	62
Rhode Island	19	34	13	66

Officials: Brian Dorsey, Paul Szelc, Kelly Pfeiffer
 Technical fouls: Nebraska-None. Rhode Island-None.
 Attendance: 7657

Last FG - NEB OT-00:04, URI OT-02:08.
 Largest lead - NEB by 4 1st-05:45, URI by 7 OT-01:42.

Official Basketball Box Score -- Game Totals -- Final Statistics Central Arkansas vs Nebraska 11/18/14 7:02 p.m. at Pinnacle Bank Arena (Lincoln, Neb.)

Central Arkansas 56 • 0-3

#	Player	Total			3-Ptr			Rebounds			PF	TP	A	TO	Blk	Stl	Min
		FG-FGA	FG-FGA	FT-FTA	FG-FGA	FG-FGA	FT-FTA	Off	Def	Tot							
04	Christensson, Albert	f	4-10	1-3	2-2	1	0	1	4	11	0	2	0	1	25		
52	Zuillhof, Jake	c	6-7	0-0	0-3	2	4	6	3	12	2	2	1	0	32		
01	Howard, Jordan	g	2-11	1-7	5-6	0	2	2	5	10	1	1	0	0	30		
10	Kamba, Mathieu	g	2-7	0-1	3-6	4	6	10	3	7	5	4	1	1	27		
00	Martin, Mike	g	1-7	1-3	0-0	0	3	3	3	3	1	3	0	3	29		
30	Milligan, Boo	g	1-6	1-6	1-2	0	1	1	3	4	1	3	0	0	22		
03	Simmons, Tyler	g	0-1	0-0	0-0	0	0	0	0	0	0	0	0	0	0+		
13	Iyekekpolor, Otas	g	1-1	1-1	0-0	0	1	1	1	3	0	0	0	0	4		
21	Fiegler, Joel	g	0-2	0-0	0-0	1	4	5	1	0	1	1	1	1	14		
25	Unruh, Thatch	g	2-6	2-5	0-0	0	2	2	3	6	2	1	0	0	17		
	Team					4	0	4			1						
	Totals		19-58	7-26	11-19	12	23	35	26	56	13	18	3	6	200		

FG % 1st Half: 11-31 35.5% 2nd half: 8-27 29.6% Game: 19-58 32.8% Deadball Rebounds 5
 3FG % 1st Half: 4-12 33.3% 2nd half: 3-14 21.4% Game: 7-26 26.9%
 FT % 1st Half: 8-11 72.7% 2nd half: 3-8 37.5% Game: 11-19 57.9%

Nebraska 82 • 2-0

#	Player	Total			3-Ptr			Rebounds			PF	TP	A	TO	Blk	Stl	Min
		FG-FGA	FG-FGA	FT-FTA	FG-FGA	FG-FGA	FT-FTA	Off	Def	Tot							
02	Rivers, David	f	2-2	0-0	4-4	3	2	5	3	8	1	0	0	0	24		
05	Petteway, Terran	f	8-17	3-9	4-5	0	3	3	0	23	1	4	1	0	27		
31	Shields, Shavon	f	4-7	0-1	8-11	3	8	11	2	16	4	3	2	1	33		
35	Pitchford, Walter	f	2-6	0-2	0-0	0	4	4	3	4	0	1	1	0	20		
00	Webster, Tai	g	5-7	1-3	2-5	0	3	2	13	2	4	0	4	2	26		
03	Parker, Benny	g	2-3	1-1	3-4	0	1	1	0	8	2	0	0	2	25		
10	Menke, Trevor	g	0-0	0-0	0-0	0	0	0	0	0	0	0	0	0	3		
11	Smith, Tarin	g	1-3	0-0	2-4	0	1	1	2	4	1	0	0	1	16		
12	Abraham, Moses	g	2-3	0-0	0-0	2	4	6	2	4	0	1	0	0	10		
23	Fuller, Nick	g	0-1	0-0	0-0	0	1	1	0	0	1	1	0	0	5		
24	Hammond, Jake	g	1-2	0-0	0-1	1	0	1	1	2	0	0	1	0	8		
44	Kurkowski, Kye	g	0-0	0-0	0-0	0	0	0	0	0	0	1	0	0	3		
	Team					1	3	4									
	Totals		27-51	5-16	23-34	10	30	40	15	82	12	15	5	8	200		

FG % 1st Half: 11-26 42.3% 2nd half: 1

NEBRASKA GAME-BY-GAME BOX SCORES

Tennessee-Martin vs Nebraska
11/28/14 7:02 p.m. at Pinnacle Bank Arena (Lincoln, Neb.)

Tennessee-Martin 64 • 3-2

#	Player	Total			3-Ptr			Rebounds			PF	TP	A	TO	Blk	Stl	Min
		FG-FGA	FG-FGA	FT-FTA	FG-FGA	FG-FGA	FT-FTA	Off	Def	Tot							
30	HOWARD, Twymond	f	8-12	2-5	0-0	1	2	3	4	18	0	3	0	1	31		
33	TAYLOR, Myles	f	2-5	0-0	7-7	2	2	4	11	0	5	0	0	0	26		
03	ANDERSON, Alex	g	4-7	2-4	0-0	0	2	2	10	2	0	0	1	28			
24	SMITH, Deville	g	5-13	5-11	0-0	0	6	6	3	15	6	1	0	3	38		
25	NEWELL, Marshun	g	2-6	2-4	0-0	1	1	2	0	6	3	2	0	3	32		
01	OLDHAM, Dee	g	0-2	0-2	0-0	0	2	2	1	0	0	2	1	0	15		
10	ROWE, Chandler	g	0-0	0-0	0-0	0	0	0	0	0	0	0	0	0	0+		
11	DURHAM, Terrence	g	0-1	0-1	0-0	0	0	0	0	0	0	1	0	1	7		
20	JOSEPH, Arkeem	g	2-6	0-0	0-0	1	3	4	3	4	0	3	1	1	22		
40	MARTINEZ, Javier	g	0-0	0-0	0-0	0	0	0	0	0	0	0	0	0	1		
Team						0 2 2											
Totals			23-52	11-27	7-7	5	20	25	18	64	11	18	2	10	200		

FG % 1st Half: 9-22 40.9% 2nd half: 14-30 46.7% Game: 23-52 44.2% Deadball Rebounds: 0
3FG % 1st Half: 5-10 50.0% 2nd half: 6-17 35.3% Game: 11-27 40.7%
FT % 1st Half: 4-4 100.0% 2nd half: 3-3 100.0% Game: 7-7 100.0%

Nebraska 75 • 4-1

#	Player	Total			3-Ptr			Rebounds			PF	TP	A	TO	Blk	Stl	Min
		FG-FGA	FG-FGA	FT-FTA	FG-FGA	FG-FGA	FT-FTA	Off	Def	Tot							
02	Rivers, David	f	3-5	0-0	0-0	2	4	6	2	6	0	1	0	0	30		
31	Shields, Shavon	f	2-9	1-3	0-0	1	3	4	0	5	2	3	0	0	37		
35	Pitchford, Walter	f	6-11	6-10	1-2	0	3	3	4	19	1	2	0	0	32		
03	Parker, Benny	g	2-5	0-1	5-5	1	1	2	0	9	1	3	0	1	20		
05	Petteway, Terran	g	5-11	2-6	6-8	0	4	4	1	18	8	2	1	2	36		
00	Webster, Tai	g	3-6	1-3	0-0	0	3	3	1	7	1	2	1	0	16		
11	Smith, Tarin	g	2-3	0-0	0-0	0	2	2	1	4	0	1	0	0	10		
12	Abraham, Moses	g	3-5	0-0	1-1	4	1	5	3	7	0	2	1	0	19		
Team						2 3 5											
Totals			26-55	10-23	13-16	10	24	34	12	75	13	16	3	3	200		

FG % 1st Half: 15-29 51.7% 2nd half: 11-26 42.3% Game: 26-55 47.3% Deadball Rebounds: 2
3FG % 1st Half: 8-14 57.1% 2nd half: 2-9 22.2% Game: 10-23 43.5%
FT % 1st Half: 2-3 66.7% 2nd half: 11-13 84.6% Game: 13-16 81.3%

Officials: Lamont Simpson, Glenn Mayborg, Rob Kueneman
Technical fouls: Tennessee-Martin-None. Nebraska-None.
Attendance: 15987

Score by periods	1st	2nd	Total
Tennessee-Martin	27	37	64
Nebraska	40	35	75

Points	In	Off	2nd	Fast	Bench
UTM	18	15	5	4	4
NEB	24	20	10	4	18

Last FG - UTM 2nd-00:24, NEB 2nd-03:41.
Largest lead - UTM by 1 1st-16:22, NEB by 19 2nd-14:26.

Score tied - 1 time.
Lead changed - 4 times.

Nebraska vs Florida State
12/01/14 7:00 pm at the Tucker Center - Tallahassee, Florida

Nebraska 70 • 5-1

#	Player	Total			3-Ptr			Rebounds			PF	TP	A	TO	Blk	Stl	Min
		FG-FGA	FG-FGA	FT-FTA	FG-FGA	FG-FGA	FT-FTA	Off	Def	Tot							
02	Rivers, David	f	2-6	0-0	1-2	4	2	6	3	5	1	1	0	1	34		
35	Pitchford, Walter	f	2-4	2-3	0-0	0	1	1	4	6	0	1	0	1	17		
03	Parker, Benny	g	2-4	1-1	2-2	1	2	3	2	7	2	2	0	4	35		
05	Petteway, Terran	g	8-22	2-7	7-9	1	4	5	5	25	2	5	0	1	34		
31	Shields, Shavon	g	8-13	1-3	4-4	1	7	8	3	21	2	2	0	0	33		
00	Webster, Tai	g	0-6	0-4	1-2	0	0	0	5	1	3	1	0	0	16		
11	Smith, Tarin	g	1-2	1-1	0-0	0	1	1	1	3	1	1	0	1	8		
12	Abraham, Moses	g	1-1	0-0	0-0	0	3	3	4	2	0	0	0	0	19		
24	Hammond, Jake	g	0-0	0-0	0-0	0	0	0	1	0	0	0	0	0	4		
Team						1 2 3											
Totals			24-58	7-19	15-19	8	22	30	28	70	12	13	1	7	200		

FG % 1st Half: 14-33 42.4% 2nd half: 10-25 40.0% Game: 24-58 41.4% Deadball Rebounds: 1
3FG % 1st Half: 5-11 45.5% 2nd half: 2-8 25.0% Game: 7-19 36.8%
FT % 1st Half: 4-4 100.0% 2nd half: 11-15 73.3% Game: 15-19 78.9%

Florida State 65 • 3-4

#	Player	Total			3-Ptr			Rebounds			PF	TP	A	TO	Blk	Stl	Min
		FG-FGA	FG-FGA	FT-FTA	FG-FGA	FG-FGA	FT-FTA	Off	Def	Tot							
05	Smith, Jarquez	f	1-4	0-1	2-2	2	4	6	3	4	1	2	1	0	26		
11	Turpin, Kiel	f	4-6	0-0	0-0	2	1	3	3	8	0	1	0	1	8		
22	Rathan-Mayes, Xavier	g	6-17	2-11	3-4	1	3	4	1	17	6	7	0	0	37		
24	Berwick, Robbie	g	0-4	0-2	2-2	2	2	4	1	2	0	0	0	0	15		
32	Brandon, Montay	q	3-9	0-1	3-6	1	3	4	1	9	1	0	0	2	37		
00	Cofer, Phil	g	0-2	0-0	0-0	0	0	0	1	0	0	0	0	0	9		
04	Watkins, Dayshawn	g	0-0	0-0	1-2	0	0	0	0	1	0	2	0	1	7		
15	Bojanovsky, Boris	g	5-5	0-0	2-2	2	8	10	3	10	1	1	2	1	23		
25	Thomas, Aaron	g	2-6	0-3	7-10	0	2	2	4	11	1	4	0	0	29		
50	Ojo, Michael	g	1-1	0-0	1-4	0	4	4	0	3	0	0	0	1	9		
Team						4 0 4											
Totals			22-54	2-18	19-32	14	27	41	17	65	10	17	3	6	200		

FG % 1st Half: 7-25 28.0% 2nd half: 15-29 51.7% Game: 22-54 40.7% Deadball Rebounds: 9.2
3FG % 1st Half: 0-10 0.0% 2nd half: 2-8 25.0% Game: 2-18 11.1%
FT % 1st Half: 7-16 43.8% 2nd half: 12-16 75.0% Game: 19-32 59.4%

Officials: Karl Hess, Mike Eades, Michael Roberts
Technical fouls: Nebraska-None. Florida State-None.
Attendance: 6406
ACC-Big Ten Challenge

Score by periods	1st	2nd	Total
Nebraska	37	33	70
Florida State	21	44	65

Points	In	Off	2nd	Fast	Bench
NEB	24	20	10	4	18
FS	24	11	10	2	6

Last FG - NEB 2nd-01:07, FS 2nd-00:15.
Largest lead - NEB by 18 2nd-19:42, FS by 1 1st-10:18.

Score tied - 0 times.
Lead changed - 2 times.

Official Basketball Box Score -- Game Totals -- Final Statistics
Creighton vs Nebraska
12/07/14 6:06 p.m. at Pinnacle Bank Arena (Lincoln, Neb.)

Creighton 65 • 7-2

#	Player	Total			3-Ptr			Rebounds			PF	TP	A	TO	Blk	Stl	Min
		FG-FGA	FG-FGA	FT-FTA	FG-FGA	FG-FGA	FT-FTA	Off	Def	Tot							
32	HEGNER, Toby	f	0-5	0-5	0-0	1	2	2	0	0	0	2	0	0	12		
40	HANSON, Zach	f	3-4	0-0	0-0	0	2	2	6	0	1	0	0	0	25		
01	CHATMAN, Austin	g	7-11	2-4	3-5	0	7	7	1	19	6	2	0	1	37		
22	BROOKS, Devin	g	2-7	0-2	0-0	1	2	3	1	4	4	1	0	0	21		
05	DINGMAN, Avery	g	2-5	2-3	0-0	0	1	1	1	6	2	0	0	0	29		
15	KREKLOW, Rick	g	3-3	3-3	0-0	1	3	4	1	9	2	3	0	0	24		
21	ZIERDEN, Isaiah	g	3-7	3-6	4-4	0	5	5	1	13	1	0	0	0	32		
23	MILLIKEN, James	g	0-1	0-0	0-0	0	3	3	0	0	0	1	0	0	6		
31	ARTINO, Will	g	4-8	0-0	0-0	3	3	6	4	8	0	4	1	0	14		
Team						3 0 3											
Totals			24-51	10-23	7-9	9	27	36	13	65	15	12	3	1	200		

FG % 1st Half: 11-24 45.8% 2nd half: 13-27 48.1% Game: 24-51 47.1% Deadball Rebounds: 1
3FG % 1st Half: 5-11 45.5% 2nd half: 5-12 41.7% Game: 10-23 43.5%
FT % 1st Half: 0-0 0.0% 2nd half: 7-9 77.8% Game: 7-9 77.8%

Nebraska 55 • 5-2

#	Player	Total			3-Ptr			Rebounds			PF	TP	A	TO	Blk	Stl	Min
		FG-FGA	FG-FGA	FT-FTA	FG-FGA	FG-FGA	FT-FTA	Off	Def	Tot							
02	Rivers, David	f	4-7	0-0	1-3	3	5	8	2	9	2	0	0	1	28		
05	Petteway, Terran	f	8-20	4-11	1-2	0	3	3	2	21	3	2	1	0	37		
31	Shields, Shavon	f	3-10	0-2	1-3	2	3	5	3	7	5	2	0	0	38		
35	Pitchford, Walter	f	1-9	0-5	0-0	2	1	3	2	0	2	0	0	0	17		
03	Parker, Benny	g	3-5	2-2	0-0	0	1	1	1	8	3	3	0	1	31		
00	Webster, Tai	g	1-5	0-2	0-0	2	3	5	4	2	1	1	0	0	19		
11	Smith, Tarin	g	1-3	0-1	0-0	2	0	2	1	2	0	0	1	0	15		
12	Abraham, Moses	g	2-2	0-0	0-0	3	2	5</									

NEBRASKA GAME-BY-GAME BOX SCORES

Official Basketball Box Score -- Game Totals -- Final Statistics Cincinnati vs Nebraska 12/13/14 8:06 p.m. at Pinnacle Bank Arena (Lincoln, Neb.)

Cincinnati 55 • 6-2

#	Player	Total			3-Ptr			Rebounds			PF	TP	A	TO	Blk	Stl	Min
		FG-FGA	FG-FGA	FT-FTA	Off	Def	Tot	Off	Def	Tot							
02	ELLIS, Octavius	f	2-4	0-0	2-5	2	7	9	2	6	1	5	2	0	33		
03	THOMAS, Shaq	f	2-8	0-0	1-3	1	7	8	0	5	0	1	0	1	27		
11	CLARK, Gary	f	3-9	0-0	2-6	4	4	8	4	8	1	1	1	0	32		
10	CAUPAIN, Troy	g	5-13	0-1	3-3	2	2	4	2	13	6	2	0	5	45		
25	JOHNSON, Kevin	g	1-7	1-5	0-0	0	1	1	3	3	0	1	0	0	25		
00	MOORE, Quadri		1-2	0-1	0-0	1	0	1	0	2	0	0	0	1	9		
01	MORMAN, Deshaun		1-5	0-1	2-2	0	0	0	4	4	0	3	0	0	19		
15	SANDERS, Jermaine		2-4	0-2	2-5	1	0	1	4	6	1	1	0	2	22		
21	COBB, Farad		2-9	2-7	0-0	1	4	5	1	6	1	0	0	0	29		
22	DeBERRY, Coreontae		1-2	0-0	0-0	1	1	2	1	2	1	1	0	0	9		
Team						3	1	4				3					
Totals			20-63	3-17	12-24	16	27	43	21	55	11	18	3	9	250		

FG % 1st Half: 9-28 32.1% 2nd half: 9-26 34.6% OT: 2-9 22.2% Game: 20-63 31.7% Deadball Rebounds: 5
 3FG % 1st Half: 1-8 12.5% 2nd half: 1-5 20.0% OT: 1-4 25.0% Game: 3-17 17.6%
 FT % 1st Half: 2-4 50.0% 2nd half: 4-10 40.0% OT: 6-10 60.0% Game: 12-24 50.0%

Nebraska 56 • 6-3

#	Player	Total			3-Ptr			Rebounds			PF	TP	A	TO	Blk	Stl	Min
		FG-FGA	FG-FGA	FT-FTA	Off	Def	Tot	Off	Def	Tot							
02	Rivers, David	f	2-6	0-0	2-2	0	8	8	4	6	1	2	2	0	47		
35	Pitchford, Walter	f	3-10	2-5	1-2	4	6	10	3	9	0	2	1	0	48		
03	Parker, Benny	g	2-5	0-1	2-4	0	5	5	3	6	0	4	0	2	44		
05	Petteway, Terran	g	5-15	1-7	2-2	1	8	9	5	13	2	5	1	1	31		
31	Shields, Shavon	g	3-9	0-2	7-7	1	6	7	3	13	0	7	0	2	46		
00	Webster, Tai		1-4	1-2	6-6	2	1	3	1	9	0	1	0	0	28		
11	Smith, Tarin		0-0	0-0	0-0	0	0	0	2	0	0	1	0	0	6		
Team						0	0	0				0					
Totals			16-49	4-17	20-23	8	34	42	21	56	3	22	4	5	250		

FG % 1st Half: 8-18 44.4% 2nd half: 6-23 26.1% OT: 2-8 25.0% Game: 16-49 32.7% Deadball Rebounds: 1
 3FG % 1st Half: 3-7 42.9% 2nd half: 1-8 12.5% OT: 0-2 0.0% Game: 4-17 23.5%
 FT % 1st Half: 4-6 66.7% 2nd half: 8-9 88.9% OT: 8-8 100.0% Game: 20-23 87.0%

Officials: Lamont Simpson, Mark Whitehead, Paul Zelic
 Technical fouls: Cincinnati-None. Nebraska-None.
 Attendance: 15607
 Actual Attendance: 14894

Score by periods	1st	2nd	OT	OT2	Total
Cincinnati	21	23	8	3	55
Nebraska	23	21	8	4	56

	In	Off	2nd	Fast	Bench
CIN	32	22	9	12	20
NEB	20	10	9	2	9

Last FG - CIN OT2-03:42, NEB OT2-01:14.
 Largest lead - CIN by 3 OT-00:26, NEB by 13 1st-06:21.

Score tied - 9 times.
 Lead changed - 8 times.

Official Basketball Box Score -- Game Totals -- Final Statistics Nebraska vs Hawai'i 12-22-14 8:00pm at Honolulu, O'ahu - Stan Sheriff Center

Nebraska 58 • 6-4 (0-1 DHC)

#	Player	Total			3-Ptr			Rebounds			PF	TP	A	TO	Blk	Stl	Min
		FG-FGA	FG-FGA	FT-FTA	Off	Def	Tot	Off	Def	Tot							
02	Rivers, David	*	1-4	0-0	0-0	4	2	6	2	2	0	1	0	1	26		
03	Parker, Benny	*	5-7	1-1	1-3	1	2	3	3	12	3	3	0	0	27		
05	Petteway, Terran	*	4-12	1-5	5-9	0	2	2	4	14	2	2	1	2	29		
31	Shields, Shavon	*	3-11	0-3	6-8	1	7	8	4	12	1	3	0	1	39		
35	Pitchford, Walter	*	3-6	3-6	1-2	2	8	10	3	10	0	4	2	1	35		
00	Webster, Tai		0-1	0-0	0-0	1	1	2	3	0	1	3	1	1	16		
11	Smith, Tarin		4-5	0-1	0-1	2	0	2	2	8	0	1	0	0	22		
23	Fuller, Nick		0-0	0-0	0-0	0	0	0	1	0	0	0	0	0	3		
24	Hammond, Jake		0-0	0-0	0-0	0	1	1	0	0	0	1	0	0	3		
Team						0	5	5				0					
Totals			20-46	5-16	13-23	11	28	39	22	58	7	18	4	6	200		

FG % 1st Half: 7-23 30.4% 2nd half: 13-23 56.5% Game: 20-46 43.5% Deadball Rebounds: 2
 3FG % 1st Half: 2-11 18.2% 2nd half: 2-6 33.3% Game: 5-16 31.3%
 FT % 1st Half: 6-12 50.0% 2nd half: 7-11 63.6% Game: 13-23 56.5%

Hawai'i 66 • 8-3 (1-0 DHC)

#	Player	Total			3-Ptr			Rebounds			PF	TP	A	TO	Blk	Stl	Min
		FG-FGA	FG-FGA	FT-FTA	Off	Def	Tot	Off	Def	Tot							
01	Nevels, Garrett	*	2-11	2-6	4-4	4	3	7	2	10	0	1	0	1	35		
05	Bobbitt, Roderick	*	3-6	1-2	0-0	0	4	4	2	7	4	0	1	0	36		
14	Webster-Chan, Negus	*	3-7	0-2	1-3	2	3	5	2	7	0	3	0	0	24		
23	Valdes, Aaron	*	5-12	0-2	5-6	1	5	6	3	15	0	0	2	35			
25	Thomas, Mike	*	4-9	0-0	1-1	3	1	4	5	9	0	1	0	0	12		
00	Fleming, Isaac		4-9	1-3	1-2	2	4	6	3	10	3	2	0	2	28		
11	Smith, Quincy		1-2	0-0	1-1	0	1	1	1	3	1	0	0	1	9		
15	Jovanovic, Stefan		0-0	0-0	0-0	0	0	0	1	0	0	0	0	0	4		
33	Jankovic, Stefan		2-8	0-3	1-2	2	1	3	4	5	1	3	0	1	17		
Team						2	0	2				2					
Totals			24-64	4-18	14-19	16	22	38	23	66	9	11	0	9	200		

FG % 1st Half: 12-33 36.4% 2nd half: 12-31 38.7% Game: 24-64 37.5% Deadball Rebounds: 1
 3FG % 1st Half: 2-11 18.2% 2nd half: 2-7 28.6% Game: 4-18 22.2%
 FT % 1st Half: 8-11 72.7% 2nd half: 6-8 75.0% Game: 14-19 73.7%

Officials: Don Dally, Jose Carrion, Tom Short
 Technical fouls: Nebraska-Petteway, Terran. Hawai'i-Fleming, Isaac.
 Attendance: 8448

Score by periods	1st	2nd	Total
Nebraska	23	35	58
Hawai'i	34	32	66

	In	Off	2nd	Fast	Bench
NEB	28	9	1	8	8
UH	32	18	12	10	8

Last FG - NEB 2nd-00:53, UH 2nd-00:32.
 Largest lead - NEB by 3 2nd-12:23, UH by 11 1st-01:03.
 NEB led for 05:00. UH led for 31:28. Game was tied for 03:26.

Score tied - 5 times.
 Lead changed - 6 times.

Official Basketball Box Score -- Game Totals -- Final Statistics Loyola Marymount vs Nebraska 12/23/14 6:30pm at Stan Sheriff Center - Honolulu, O'ahu

Loyola Marymount 42 • 3-8, 0-2 DHC

#	Player	Total			3-Ptr			Rebounds			PF	TP	A	TO	Blk	Stl	Min
		FG-FGA	FG-FGA	FT-FTA	Off	Def	Tot	Off	Def	Tot							
01	PAYNE, Evan	*	2-13	0-7	3-4	0	2	2	2	7	0	5	0	1	22		
05	KRAJCOVIC, Simon	*	1-5	1-2	0-0	1	3	4	2	3	2	4	0	1	37		
14	SIAME, Patson	*	0-4	0-0	0-0	1	2	3	0	3	0	1	0	0	25		
22	OKONJU, Godwin	*	1-1	0-0	2-2	2	8	10	4	4	1	2	0	1	40-		
24	EGBEYEMI, Ayodeji	*	6-16	1-4	3-4	2	1	3	1	16	0	3	0	0	39		
10	HAYES, Matt		0-0	0-0	0-0	0	0	0	0	0	0	0	0	0	6		
11	HERMAN, Petr		0-0	0-0	0-0	0	0	0	0	0	0	0	0	0	1		
23	FLINT, Chase		0-1	0-1	0-0	1	0	1	2	0	0	0	0	0	9		
42	MORNAR, Marin		2-5	1-1	1-1	0	4	4	3	6	0	2	0	0	21		
45	HUMPHRIES, David		2-5	2-4	0-0	5	3	8	3	6	1	0	0	0	25		
Team						4	1	5				3					
Totals			14-50	5-19	9-11	16	24	40	20	42	5	20	0	3	225		

FG % 1st Half: 5-19 26.3% 2nd half: 7-21 33.3% OT: 2-10 20.0% Game: 14-50 28.0% Deadball Rebounds: 2
 3FG % 1st Half: 2-7 28.6% 2nd half: 2-6 33.3% OT: 1-6 16.7% Game: 5-19 26.3%
 FT % 1st Half: 4-4 100.0% 2nd half: 3-5 60.0% OT: 2-2 100.0% Game: 9-11 81.8%

Nebraska 50 • 7-4, 1-1 DHC

#	Player	Total			3-Ptr			Rebounds			PF	TP	A	TO	Blk	Stl	Min
		FG-FGA	FG-FGA	FT-FTA	Off	Def	Tot	Off	Def	Tot							
02	Rivers, David	*	0-2	0-0	0-0	1	2	3	2	0	1	0	1	1	36		
03	Parker, Benny	*	1-2	1-1	4-4	0	2	2	4	7	0	0	0	4	34		
05	Petteway, Terran	*	6-10	2-4	3-4	0	2	2	3	17	2	4	0	1	35		
31	Shields, Shavon	g	3-11	0-2	7-8	1	5	6	1	13	3	7	0	1	44		
35	Pitchford, Walter	*	3-9	2-6	2-3	0	8	8	3	10	0	0	0	0	44		
00	Webster, Tai		0-1	0-1	0-0	0	0	0	0	0	1	0	0	0	7		
11	Smith, Tarin		1-3	1-3	0-0	0	0	0	3	1	2	1	0	0	25		
Team						0	1	1				0					
Totals			14-38	6-17	16-19	2	20	22	13	50	8	13	2	7	225		

FG % 1st Half: 7-18 38.9% 2nd half: 4

NEBRASKA GAME-BY-GAME BOX SCORES

Indiana vs Nebraska
12/31/14 4:36 p.m. at Pinnacle Bank Arena (Lincoln, Neb.)

Indiana 70 • 11-3, 1-0

#	Player	Total			Rebounds			PF	TP	A	TO	Blk	Stl	Min	
		FG-FGA	3-PTA	FT-FTA	Off	Def	Tot								
05	Williams, Troy	f	6-10	0-1	1-2	3	3	6	3	13	1	2	0	0	23
12	Mosquera-Perea, H.	f	5-8	0-0	2-3	1	9	10	3	12	1	2	0	1	22
01	Blackmon Jr., James	g	2-9	2-5	2-5	1	7	8	1	8	1	3	0	0	26
04	Johnson, Robert	g	5-9	3-6	1-2	0	1	1	2	14	0	1	0	1	23
11	Ferrell, Kevin (Yogi)	g	2-7	1-5	0-0	0	5	5	1	5	8	1	0	0	35
02	Zeisloft, Nick	g	1-6	1-6	2-2	1	2	3	2	5	1	0	0	0	27
03	Hoetzel, Max	g	0-0	0-0	0-0	0	0	0	1	0	0	1	0	0	7
22	Robinson, Stanford	g	3-5	0-1	0-1	0	1	1	1	6	0	0	0	0	8
25	Holt, Emmitt	g	3-5	0-0	0-0	2	2	4	1	6	0	0	1	0	13
30	Hartman, Collin	g	0-1	0-0	1-2	2	2	4	2	1	1	1	1	0	16
Team						2	2	2							
Totals			27-60	7-24	9-17	12	32	44	17	70	13	11	2	2	200

FG % 1st Half: 16-34 47.1% 2nd half: 11-26 42.3% Game: 27-60 45.0%
 3FG % 1st Half: 5-15 33.3% 2nd half: 2-9 22.2% Game: 7-24 29.2%
 FT % 1st Half: 3-7 42.9% 2nd half: 6-10 60.0% Game: 9-17 52.9%

Nebraska 65 • 8-5, 0-1

#	Player	Total			Rebounds			PF	TP	A	TO	Blk	Stl	Min	
		FG-FGA	3-PTA	FT-FTA	Off	Def	Tot								
02	Rivers, David	f	1-3	0-0	2-2	1	2	3	5	4	1	1	0	0	29
31	Shields, Shavon	f	7-18	1-5	5-5	3	4	7	1	20	1	2	0	2	38
35	Pitchford, Walter	f	4-8	3-5	0-0	0	5	5	2	11	3	0	1	1	28
03	Parker, Benny	g	1-6	0-2	0-0	0	3	3	4	2	3	0	1	3	37
05	Petteway, Terran	g	8-19	3-6	4-8	0	8	8	1	23	3	3	2	0	38
00	Webster, Tai	g	1-3	0-0	0	1	2	3	3	2	0	0	0	0	15
11	Smith, Tarin	g	1-2	0-0	1-2	0	0	0	1	3	0	1	1	1	12
23	Fuller, Nick	g	0-0	0-0	0	0	0	0	0	0	0	0	0	0	3
Team						1	1	2							
Totals			23-59	7-18	12-17	6	25	31	17	65	11	8	5	7	200

FG % 1st Half: 12-32 37.5% 2nd half: 11-27 40.7% Game: 23-59 39.0%
 3FG % 1st Half: 2-7 28.6% 2nd half: 5-11 45.5% Game: 7-18 38.9%
 FT % 1st Half: 6-9 66.7% 2nd half: 6-8 75.0% Game: 12-17 70.6%

Officials: D.J. Carstensen, Glenn Mayborg, Kelly Pfeifer
 Technical fouls: Indiana-None. Nebraska-None.
 Attendance: 14987

Score by periods	1st	2nd	Total
Indiana	40	30	70
Nebraska	32	33	65

	In	Off	2nd	Fast	Bench
Points	Paint	T/O	Chance	Break	
IND	38	8	13	2	18
NEB	26	16	7	0	5

Last FG - IND 2nd-04:50, NEB 2nd-01:49.
 Largest lead - IND by 16 1st-05:32, NEB by 5 1st-17:32.
 IND led for 32:23. NEB led for 04:49. Game was tied for 02:48.

Score tied - 4 times.
 Lead changed - 4 times.

Rutgers vs Nebraska
01/08/15 8:05 p.m. at Pinnacle Bank Arena (Lincoln, Neb.)

Rutgers 49 • 9-7, 1-2

#	Player	Total			Rebounds			PF	TP	A	TO	Blk	Stl	Min	
		FG-FGA	3-PTA	FT-FTA	Off	Def	Tot								
10	ETOU, Junior	f	0-4	0-1	0-1	1	5	6	1	0	0	1	0	0	25
11	JACK, Kadeem	f	4-11	0-1	3-7	3	3	6	3	11	0	5	1	1	35
35	LEWIS, Greg	f	3-3	0-0	1-2	1	3	4	2	7	1	3	1	1	22
04	MACK, Myles	g	3-8	0-3	2-2	3	1	4	3	8	2	4	0	0	34
05	WILLIAMS, Mike	g	1-5	1-3	0-0	0	1	1	1	3	1	0	0	0	23
02	DANIELS, Bishop	g	3-6	0-1	6-8	1	4	5	1	12	0	2	0	0	15
03	OKORO, Kerwin	g	1-6	0-3	1-1	2	0	2	2	3	1	2	0	0	11
15	DADIKI, Jake	g	0-0	0-0	0-0	0	0	0	0	0	0	1	0	0	2
21	ZURICH, Stephen	g	0-0	0-0	0-0	0	0	0	0	0	0	0	0	0	2
22	FOREMAN, D.J.	g	0-3	0-0	0-2	1	1	2	1	0	0	0	0	0	16
23	HYDE, Jalen	g	1-1	0-0	0-0	0	1	1	0	2	0	0	0	0	2
33	BATIE, Khalil	g	1-2	1-1	0-0	2	0	2	0	3	0	0	0	1	3
40	DOORSON, Shaquille	g	0-0	0-0	0-0	0	1	1	0	0	0	0	0	0	10
Team						5	0	5							
Totals			17-49	2-13	13-23	19	20	39	16	49	5	19	2	3	200

FG % 1st Half: 8-22 36.4% 2nd half: 9-27 33.3% Game: 17-49 34.7%
 3FG % 1st Half: 1-6 16.7% 2nd half: 1-7 14.3% Game: 2-13 15.4%
 FT % 1st Half: 6-11 54.5% 2nd half: 7-12 58.3% Game: 13-23 56.5%

Nebraska 65 • 9-6, 1-2

#	Player	Total			Rebounds			PF	TP	A	TO	Blk	Stl	Min	
		FG-FGA	3-PTA	FT-FTA	Off	Def	Tot								
02	Rivers, David	f	2-2	0-0	0-0	1	1	2	4	4	1	0	0	0	21
05	Petteway, Terran	f	8-20	2-7	2-7	1	2	3	2	20	5	1	2	2	31
35	Pitchford, Walter	f	4-8	1-4	0-0	1	5	6	4	9	0	1	0	0	30
03	Parker, Benny	g	3-3	2-2	1-1	0	0	0	2	9	3	0	0	2	28
31	Shields, Shavon	g	5-12	0-2	1-2	0	6	6	3	11	2	2	0	3	34
00	Webster, Tai	g	0-2	0-0	1-2	0	0	0	1	1	0	0	0	1	3
11	Smith, Tarin	g	1-2	0-0	0-0	0	1	1	0	2	1	1	1	0	12
12	Abraham, Moses	g	2-3	0-0	1-1	3	0	3	2	5	0	1	0	0	13
21	Smith, Leslee	g	0-0	0-0	0-0	0	2	2	1	0	2	0	1	0	13
23	Fuller, Nick	g	2-2	0-0	0-0	3	1	4	1	4	0	2	0	0	13
24	Hammond, Jake	g	0-1	0-0	0-0	2	0	2	0	0	0	0	0	0	2
Team						1	1	2							
Totals			27-55	5-15	6-13	12	19	31	20	65	14	9	4	8	200

FG % 1st Half: 12-23 52.2% 2nd half: 15-32 46.9% Game: 27-55 49.1%
 3FG % 1st Half: 1-7 14.3% 2nd half: 4-8 50.0% Game: 5-15 33.3%
 FT % 1st Half: 1-2 50.0% 2nd half: 5-11 45.5% Game: 6-13 46.2%

Officials: Tom Eades, Terry Oglesby, Eric Curry
 Technical fouls: Rutgers-TEAM. Nebraska-Pitchford, Walter.
 Attendance: 14857
 ACTUAL ATTENDANCE: 13,136

Score by periods	1st	2nd	Total
Rutgers	23	26	49
Nebraska	26	39	65

	In	Off	2nd	Fast	Bench
Points	Paint	T/O	Chance	Break	
RUTGERS	21	9	13	4	20
NEB	36	17	9	10	12

Last FG - RUTGERS 2nd-00:01, NEB 2nd-00:49.
 Largest lead - RUTGERS by 7 1st-09:04, NEB by 19 2nd-00:49.

Score tied - 0 times.
 Lead changed - 1 time.

Nebraska vs Iowa
01/05/15 8:05 p.m. at Carver-Hawkeye Arena - Iowa City, IA

Nebraska 59 • 8-6, 0-2

#	Player	Total			Rebounds			PF	TP	A	TO	Blk	Stl	Min	
		FG-FGA	3-PTA	FT-FTA	Off	Def	Tot								
02	Rivers, David	f	2-4	0-0	2-3	1	0	1	5	6	1	0	0	2	24
05	Petteway, Terran	f	4-9	1-5	2-4	0	6	6	5	11	0	3	1	0	37
35	Pitchford, Walter	f	3-5	1-3	0-0	1	5	6	3	7	1	1	0	0	32
03	Parker, Benny	g	1-3	0-1	0-2	1	2	3	3	2	0	0	0	0	33
31	Shields, Shavon	g	9-18	0-2	7-10	1	5	6	2	25	1	3	0	0	36
00	Webster, Tai	g	0-1	0-1	0-0	1	0	1	0	1	0	1	0	0	7
11	Smith, Tarin	g	2-5	0-1	0-0	0	1	1	1	4	1	1	0	1	17
23	Fuller, Nick	g	1-3	0-1	2-2	1	0	1	1	4	0	0	1	0	11
24	Hammond, Jake	g	0-0	0-0	0-0	0	0	0	3	0	0	0	1	0	3
Team						1	3	4							
Totals			22-48	2-14	13-21	7	22	29	24	59	5	10	3	3	200

FG % 1st Half: 12-21 57.1% 2nd half: 10-27 37.0% Game: 22-48 45.8%
 3FG % 1st Half: 2-9 22.2% 2nd half: 0-6 0.0% Game: 2-14 14.3%
 FT % 1st Half: 2-6 33.3% 2nd half: 11-15 73.3% Game: 13-21 61.9%

Iowa 70 • 11-4, 2-0

#	Player	Total			Rebounds			PF	TP	A	TO	Blk	Stl	Min	
		FG-FGA	3-PTA	FT-FTA	Off	Def	Tot								
20	Uthoff, Jarrod	f	5-11	3-8	2-4	2	5	7	3	15	2	0	1	1	33
30	White, Aaron	f	5-10	1-3	12-15	3	6	9	1	23	0	1	2	2	36
34	Woodbury														

NEBRASKA GAME-BY-GAME BOX SCORES

Nebraska vs Wisconsin
01/15/15 8pm at Kohl Center, Madison, Wis.

Nebraska 55 • 10-7, 2-3

#	Player	Total			3-Ptr			Rebounds			PF	TP	A	TO	Blk	Stl	Min
		FG-FGA	FG-FGA	FT-FTA	FG-FGA	FG-FGA	FT-FTA	Off	Def	Tot							
02	Rivers, David	f	0-2	0-0	0-0	0	1	1	4	0	1	1	0	0	1	28	
35	Pitchford, Walter	f	3-8	1-5	0-0	0	4	4	1	7	1	1	0	0	30		
03	Parker, Benny	g	0-3	0-2	0-0	0	2	2	1	0	0	0	0	0	28		
01	Petteway, Terran	g	11-20	4-9	1-3	0	2	2	4	27	0	2	0	1	37		
31	Shields, Shavon	g	3-4	0-0	2-2	1	2	3	3	8	6	1	0	1	30		
00	Webster, Tai	g	0-0	0-0	1-1	0	0	0	0	0	1	0	0	0	2		
11	Smith, Tarin	g	3-7	0-1	0-0	1	0	1	1	6	0	0	0	0	21		
12	Abraham, Moses	g	0-2	0-0	1-2	3	1	4	2	1	0	0	0	1	10		
21	Smith, Leslee	g	1-4	0-0	3-4	1	2	3	2	5	0	0	0	1	9		
23	Fuller, Nick	g	0-0	0-0	1-2	0	0	0	0	1	0	0	0	0	3		
24	Hammond, Jake	g	0-0	0-0	0-0	0	1	1	0	0	0	0	0	0	2		
Team			2-13			1			3								
Totals			21-50	5-17	8-14	8	16	24	18	55	9	5	0	5	200		

FG % 1st Half: 11-27 40.7% 2nd half: 10-23 43.5% Game: 21-50 42.0% Deadball Rebounds 4.2
 3FG % 1st Half: 4-13 30.8% 2nd half: 1-4 25.0% Game: 5-17 29.4%
 FT % 1st Half: 1-2 50.0% 2nd half: 7-12 58.3% Game: 8-14 57.1%

Wisconsin 70 • 16-2, 4-1

#	Player	Total			3-Ptr			Rebounds			PF	TP	A	TO	Blk	Stl	Min
		FG-FGA	FG-FGA	FT-FTA	FG-FGA	FG-FGA	FT-FTA	Off	Def	Tot							
10	Hayes, Nigel	f	4-10	1-3	4-6	1	6	7	1	13	4	0	0	0	33		
15	Dekker, Sam	f	4-7	1-3	2-4	0	6	6	0	11	1	1	0	0	32		
44	Kaminsky, Frank	f	7-11	4-5	4-4	3	2	5	1	22	2	2	2	0	30		
21	Gasser, Josh	g	0-1	0-1	3-4	0	2	2	2	3	0	1	0	0	31		
24	Koenig, Bronson	g	4-5	3-4	0-0	0	4	4	1	11	1	1	0	0	37		
02	Smith, Jordan	g	0-0	0-0	0-0	0	0	0	0	0	0	0	0	0	2		
03	Showalter, Zak	g	0-2	0-1	0-0	1	0	1	2	0	0	0	0	1	9		
04	Ferris, Matt	g	0-1	0-0	0-0	0	0	0	0	0	0	0	0	0	2		
05	Moesch, Aaron	g	0-0	0-0	0-0	0	0	0	0	1	0	0	0	0	2		
13	Dukan, Dujie	g	2-4	2-3	4-5	0	1	1	2	10	1	0	1	0	13		
30	Brown, Vitto	g	0-1	0-0	0-0	0	0	0	3	0	0	1	1	0	7		
35	Dearring, Riley	g	0-1	0-1	0-0	0	0	0	1	0	0	0	0	0	2		
Team			0-1			1			0								
Totals			21-43	11-21	17-23	5	22	27	14	70	9	6	4	1	200		

FG % 1st Half: 15-24 62.5% 2nd half: 6-19 31.6% Game: 21-43 48.8% Deadball Rebounds 5.1
 3FG % 1st Half: 6-13 46.2% 2nd half: 5-8 62.5% Game: 11-21 52.4%
 FT % 1st Half: 1-4 25.0% 2nd half: 16-19 84.2% Game: 17-23 73.9%

Officials: Terry Wymer, D.J. Carstensen, Mike Eades
 Technical fouls: Nebraska-TEAM, Wisconsin-None.
 Attendance: 17279

Score by periods	1st	2nd	Total
Nebraska	27	28	55
Wisconsin	37	33	70

	In	Off	2nd	Fast	Bench
Points	Paint	T/O	Chance	Break	
NEB	18	7	3	4	13
WIS	12	4	7	2	10

Last FG - NEB 2nd-00:21, WIS 2nd-03:49.
 Largest lead - NEB by 4 1st-16:38, WIS by 22 2nd-08:00.

Score tied - 1 time.
 Lead changed - 4 times.

Minnesota vs Nebraska
01/20/15 7:36 p.m. at Pinnacle Bank Arena (Lincoln, Neb.)

Minnesota 49 • 12-8, 1-6

#	Player	Total			3-Ptr			Rebounds			PF	TP	A	TO	Blk	Stl	Min
		FG-FGA	FG-FGA	FT-FTA	FG-FGA	FG-FGA	FT-FTA	Off	Def	Tot							
15	Walker, Maurice	f	2-8	0-0	0-0	0	4	4	4	4	1	3	0	0	24		
24	King, Joey	f	4-6	2-4	1-3	0	2	2	1	11	1	1	0	0	34		
01	Hollins, Andre	g	6-16	4-9	5-9	3	8	11	3	21	1	4	0	0	36		
02	Mason, Nate	g	1-5	1-1	0-0	0	2	2	2	3	1	2	0	3	29		
11	Morris, Carlos	g	2-7	1-4	0-2	1	3	4	4	5	2	2	1	2	28		
04	Mathieu, DeAndre	g	0-7	0-2	0-0	1	3	4	0	3	2	0	1	2	23		
21	Konate, Bakary	g	0-2	0-0	2-2	2	5	7	2	2	0	2	1	0	13		
23	Buggs, Charles	g	0-0	0-0	0-0	0	0	0	0	0	0	0	0	1	5		
41	Diedhiou, Gaston	g	0-0	0-0	0-0	0	0	0	1	0	0	0	0	0	5		
55	Eliason, Elliott	g	1-1	0-0	1-3	1	0	1	1	3	0	0	0	0	3		
Team			1-0			1			1								
Totals			16-52	8-20	9-19	9	27	36	22	49	9	16	2	9	200		

FG % 1st Half: 8-24 33.3% 2nd half: 8-28 28.6% Game: 16-52 30.8% Deadball Rebounds 3
 3FG % 1st Half: 5-9 55.6% 2nd half: 3-11 27.3% Game: 8-20 40.0%
 FT % 1st Half: 4-6 66.7% 2nd half: 5-13 38.5% Game: 9-19 47.4%

Nebraska 52 • 11-7, 3-3

#	Player	Total			3-Ptr			Rebounds			PF	TP	A	TO	Blk	Stl	Min
		FG-FGA	FG-FGA	FT-FTA	FG-FGA	FG-FGA	FT-FTA	Off	Def	Tot							
02	Rivers, David	f	1-2	0-0	0-0	0	2	2	3	2	0	0	0	0	14		
31	Shields, Shavon	f	4-10	0-4	7-11	0	7	7	2	15	3	4	0	3	37		
35	Pitchford, Walter	f	2-4	1-3	1-1	1	10	11	3	6	0	1	1	0	33		
03	Parker, Benny	g	0-2	0-1	6-6	0	3	3	1	6	3	3	0	0	28		
05	Petteway, Terran	g	4-12	3-9	0-1	0	5	4	11	2	4	0	1	31			
00	Webster, Tai	g	1-2	0-1	0-0	0	3	3	2	1	0	0	0	16			
11	Smith, Tarin	g	3-6	0-1	0-2	0	3	3	2	6	1	1	0	0	29		
12	Abraham, Moses	g	0-1	0-0	0-0	0	0	0	1	0	1	0	0	4			
21	Smith, Leslee	g	2-3	0-0	0-0	2	0	2	1	4	2	0	0	1	8		
Team			0-1			1			1								
Totals			17-42	4-19	14-21	3	34	37	21	52	12	15	1	6	200		

FG % 1st Half: 10-25 40.0% 2nd half: 7-17 41.2% Game: 17-42 40.5% Deadball Rebounds 2
 3FG % 1st Half: 3-11 27.3% 2nd half: 1-8 12.5% Game: 4-19 21.1%
 FT % 1st Half: 1-3 33.3% 2nd half: 13-18 72.2% Game: 14-21 66.7%

Officials: Tom Eades, Mark Whitehead, Brian Dorsey
 Technical fouls: Minnesota-None, Nebraska-None.
 Attendance: 15606
 ACTUAL ATTENDANCE: 13,584
 TECHNICAL FOULS: 2nd Half (Pitchford, 13:38), (Shields, 8:51)

Score by periods	1st	2nd	Total
Minnesota	25	24	49
Nebraska	24	28	52

	In	Off	2nd	Fast	Bench
Points	Paint	T/O	Chance	Break	
MINN	10	4	0	5	5
NEB	20	9	2	4	12

Last FG - MINN 2nd-00:36, NEB 2nd-08:01.
 Largest lead - MINN by 4 2nd-19:41, NEB by 8 1st-11:36.

Score tied - 2 times.
 Lead changed - 8 times.

Michigan State vs Nebraska
01/24/15 3:10 p.m. at Pinnacle Bank Arena (Lincoln, Neb.)

Michigan State 77 • 13-7, 4-3

#	Player	Total			3-Ptr			Rebounds			PF	TP	A	TO	Blk	Stl	Min
		FG-FGA	FG-FGA	FT-FTA	FG-FGA	FG-FGA	FT-FTA	Off	Def	Tot							
02	Bess, Javon	f	3-4	1-1	2-4	4	1	5	2	9	0	2	0	0	22		
34	Schilling, Gavin	f	2-3	0-0	1-2	1	1	2	4	5	0	2	0	0	14		
20	Trice, Travis	g	9-24	4-10	5-7	3	2	5	4	27	3	1	0	4	37		
22	Dawson, Branden	g	4-7	0-0	0-0	8	10	18	3	8	2	3	0	0	35		
45	Valentine, Denzel	g	8-17	3-10	2-2	5	6	11	4	21	3	4	0	1	28		
00	Clark Jr., Marvin	g	0-1	0-1	0-2	0	0	0	0	0	0	0	0	0	8		
03	Ellis III, Alvin	g	0-0	0-0	0-0	0	1	1	0	0	0	0	0	0	1		
05	Forbes, Bryn	g	1-4	0-1	2-2	0	0	0	3	4	1	1	0	3	26		
10	Costello, Matt	g	0-3	0-0	1-2	0	3	3	2	1	1	1	0	0	11		
11	Nairn Jr., Lourawls	g	0-2	0-0	2-2	0	0	0	5	2	2	0	0	0	11		
41	Wollenman, Colby	g	0-1	0-0	0-2	0	0	0	0	0	0	0	0	0	7		
Team			3-0			3			2								
Totals			27-66	8-23	15-25	24	24	48	27	77	12	16	0	8	200		

FG % 1st Half: 9-25 36.0% 2nd half: 18-41 43.9% Game: 27-66 40.9% Deadball Rebounds 4
 3FG % 1st Half: 2-11 18.2% 2nd half: 6-12 50.0% Game: 8-23 34.8%
 FT % 1st Half: 5-13 38.5% 2nd half: 10-12 83.3% Game: 15-25 60.0%

Nebraska 79 • 12-7, 4-3

#	Player	Total			3-Ptr			Rebounds			PF	TP	A	TO	Blk	Stl	Min
		FG-FGA															

NEBRASKA GAME-BY-GAME BOX SCORES

Nebraska vs Minnesota
01/31/15 5:00 PM at Minneapolis, Minn. (Williams Arena)

Nebraska 42 • 12-9, 4-5

#	Player	Total			3-Ptr			Rebounds			PF	TP	A	TO	Blk	Stl	Min
		FG-FGA	FG-FGA	FT-FTA	FG-FGA	FG-FGA	FT-FTA	Off	Def	Tot							
02	Rivers, David	* 0-2	0-0	0-0	1	0	1	2	0	1	1	0	1	13			
03	Parker, Benny	* 1-1	0-0	0-0	1	2	3	1	2	2	1	0	2	17			
05	Petteway, Terran	* 4-8	1-4	1-1	1	2	3	3	10	5	1	0	1	33			
31	Shields, Shavon	* 4-15	1-7	2-2	0	5	5	2	11	1	6	1	1	38			
35	Pitchford, Walter	* 2-7	0-3	0-0	2	3	5	1	4	1	1	1	0	29			
00	Webster, Tai	0-0	0-0	0-0	0	0	0	0	0	0	0	0	0	1			
10	Menke, Trevor	0-0	0-0	0-0	0	0	0	0	0	0	0	0	0	1			
11	Smith, Tarin	2-6	1-3	1-2	0	6	6	1	6	1	3	1	0	24			
12	Abraham, Moses	0-0	0-0	0-0	1	1	2	1	4	0	2	0	0	2			
21	Smith, Leslee	2-2	0-0	0-0	1	2	4	0	2	2	0	0	0	9			
23	Fuller, Nick	0-0	0-0	0-0	0	0	0	1	0	0	0	0	0	3			
24	Hammond, Jake	0-0	0-0	0-0	0	0	0	0	0	0	0	0	0	1			
44	Kurkowski, Kye	0-0	0-0	0-0	0	0	0	0	0	0	0	0	0	1			
	Team				1	1	2		2								
	Totals	17-46	4-20	4-5	9	21	30	16	42	14	20	5	5	200			

FG % 1st Half: 6-21 28.6% 2nd half: 11-25 44.0% Game: 17-46 37.0%
3FG % 1st Half: 2-9 22.2% 2nd half: 2-11 18.2% Game: 4-20 20.0%
FT % 1st Half: 2-2 100.0% 2nd half: 2-3 66.7% Game: 4-5 80.0%

Minnesota 60 • 14-9, 3-7

#	Player	Total			3-Ptr			Rebounds			PF	TP	A	TO	Blk	Stl	Min
		FG-FGA	FG-FGA	FT-FTA	FG-FGA	FG-FGA	FT-FTA	Off	Def	Tot							
15	Walker, Maurice	f 7-10	0-0	5-5	1	7	8	1	19	1	2	2	3	29			
24	King, Joey	f 3-8	1-5	2-2	1	2	3	1	9	1	2	0	1	33			
01	Hollins, Andre	g 4-7	2-4	2-2	1	4	5	1	12	6	1	2	1	35			
04	Mathieu, DeAndre	g 3-7	0-1	1-2	0	2	2	3	7	2	0	1	2	37			
11	Morris, Carlos	g 1-5	0-0	1-2	1	1	2	3	7	2	4	1	2	21			
02	Mason, Nate	2-6	1-3	3-4	0	0	0	2	8	1	1	0	1	25			
12	Shell, Kendal	0-0	0-0	0-0	0	0	0	0	0	0	0	0	0	1			
21	Konate, Bakary	0-0	0-0	0-0	0	0	0	0	0	0	0	0	0	1			
23	Buggs, Charles	0-1	0-0	0-0	0	0	0	1	0	0	0	0	0	6			
25	Lukashewich, Mike	0-0	0-0	0-0	0	0	0	0	0	0	0	0	0	1			
41	Diedhiou, Gaston	0-0	0-0	0-0	0	0	0	0	0	0	0	0	0	1			
55	Eliason, Elliott	1-4	0-0	0-0	3	0	3	2	2	0	1	0	0	10			
	Team				0	4	4		1								
	Totals	21-48	4-13	14-17	7	20	27	12	60	13	12	6	10	200			

FG % 1st Half: 9-28 32.1% 2nd half: 12-20 60.0% Game: 21-48 43.8%
3FG % 1st Half: 2-9 22.2% 2nd half: 2-4 50.0% Game: 4-13 30.8%
FT % 1st Half: 3-4 75.0% 2nd half: 11-13 84.6% Game: 14-17 82.4%

Officials: Lamont Simpson, Bill Ek, Rob Kueneman
Technical fouls: Nebraska-None. Minnesota-None.
Attendance: 13253

Score by periods	1st	2nd	Total
Nebraska	16	26	42
Minnesota	23	37	60

	Points	In Paint	Off T/O	2nd Chance	Fast Break	Bench
NEB	18	13	3	4	15	
MINN	30	12	5	4	10	

Northwestern vs Nebraska
02/03/15 6:31 p.m. at Pinnacle Bank Arena (Lincoln, Neb.)

Northwestern 60 • 10-12, 1-8

#	Player	Total			3-Ptr			Rebounds			PF	TP	A	TO	Blk	Stl	Min
		FG-FGA	FG-FGA	FT-FTA	FG-FGA	FG-FGA	FT-FTA	Off	Def	Tot							
22	Olah, Alex	c 6-8	0-1	4-6	1	1	2	2	16	4	2	1	0	26			
14	Demps, Tre	g 3-8	1-5	0-0	0	1	1	2	7	1	2	0	0	35			
20	Lindsey, Scottie	g 4-8	4-8	0-0	0	2	2	4	12	0	2	0	2	18			
23	Cobb, JerShon	g 3-3	3-3	0-0	0	3	3	2	9	4	0	0	0	36			
30	McIntosh, Bryant	g 1-6	1-2	0-0	0	2	2	1	3	4	4	0	0	23			
00	Vassar, Johnnie	0-1	0-1	0-0	0	0	0	0	0	0	0	0	0	1			
03	Sobolewski, Dave	0-1	0-1	0-0	0	0	0	1	0	1	0	0	0	11			
04	Law, Vic	3-8	2-5	3-3	2	2	4	3	11	1	3	0	1	25			
34	Lumpkin, Sanjay	0-1	0-1	0-0	0	0	0	3	0	0	0	0	0	11			
44	Skelly, Gavin	0-1	0-0	0-0	2	0	2	0	0	0	0	0	0	4			
50	Kreisberg, Jeremiah	1-1	0-0	0-1	1	0	1	1	2	0	0	0	0	10			
	Team				0	2	2										
	Totals	21-46	11-27	7-10	6	13	19	19	60	15	13	1	3	200			

FG % 1st Half: 11-21 52.4% 2nd half: 10-25 40.0% Game: 21-46 45.7%
3FG % 1st Half: 5-11 45.5% 2nd half: 6-16 37.5% Game: 11-27 40.7%
FT % 1st Half: 6-8 75.0% 2nd half: 1-2 50.0% Game: 7-10 70.0%

Nebraska 76 • 13-9, 5-5

#	Player	Total			3-Ptr			Rebounds			PF	TP	A	TO	Blk	Stl	Min
		FG-FGA	FG-FGA	FT-FTA	FG-FGA	FG-FGA	FT-FTA	Off	Def	Tot							
05	Petteway, Terran	f 8-16	5-11	7-7	1	6	7	2	28	4	4	0	1	38			
21	Smith, Leslee	f 2-2	0-0	0-0	2	1	3	0	4	0	1	0	0	8			
35	Pitchford, Walter	f 5-8	3-5	1-1	0	3	3	1	14	0	0	0	1	27			
03	Parker, Benny	g 2-4	1-3	1-2	0	2	2	1	6	4	1	0	2	32			
31	Shields, Shavon	g 4-5	0-1	3-3	0	4	4	2	11	8	2	0	0	37			
00	Webster, Tai	2-2	1-1	0-0	1	1	2	2	5	1	3	0	1	24			
02	Rivers, David	3-4	0-0	0-1	0	0	0	3	6	0	0	0	0	16			
11	Smith, Tarin	0-1	0-0	0-1	0	0	0	1	0	0	0	0	0	6			
12	Abraham, Moses	1-1	0-0	0-0	1	2	3	1	2	0	1	1	0	12			
	Team				0	2	2										
	Totals	27-43	10-21	12-15	5	21	26	13	76	17	12	1	5	200			

FG % 1st Half: 13-22 59.1% 2nd half: 14-21 66.7% Game: 27-43 62.8%
3FG % 1st Half: 5-12 41.7% 2nd half: 5-9 55.6% Game: 10-21 47.6%
FT % 1st Half: 4-6 66.7% 2nd half: 8-9 88.9% Game: 12-15 80.0%

Officials: Mike Eades, Mark Whitehead, Donnie Eppley
Technical fouls: Northwestern-None. Nebraska-None.
Attendance: 15482
ACTUAL ATTENDANCE: 12,408

Score by periods	1st	2nd	Total
Northwestern	33	27	60
Nebraska	35	41	76

	Points	In Paint	Off T/O	2nd Chance	Fast Break	Bench
NU	18	11	12	0	13	
NEB	22	12	5	2	13	

Last FG - NU 2nd-01:10, NEB 2nd-00:18.
Largest lead - NU by 5 1st-19:06, NEB by 16 2nd-08:51.
Score tied - 4 times.
Lead changed - 9 times.

Wisconsin vs Nebraska
02/10/15 8:05 p.m. at Pinnacle Bank Arena (Lincoln, Neb.)

Wisconsin 65 • 22-2, 10-1

#	Player	Total			3-Ptr			Rebounds			PF	TP	A	TO	Blk	Stl	Min
		FG-FGA	FG-FGA	FT-FTA	FG-FGA	FG-FGA	FT-FTA	Off	Def	Tot							
10	Hayes, Nigel	f 0-6	0-3	8-10	1	2	3	4	8	1	1	0	2	34			
15	Dekker, Sam	f 8-13	2-4	3-4	2	6	8	2	21	0	1	0	1	32			
44	Kaminsky, Frank	f 4-9	0-2	5-7	2	10	12	2	13	4	1	3	0	38			
21	Gasser, Josh	g 1-5	0-2	3-4	1	7	8	1	5	2	1	1	0	38			
24	Koenig, Bronson	g 3-7	2-4	5-6	0	0	0	2	13	2	2	0	0	35			
03	Showalter, Zak	0-3	0-1	0-0	2	1	3	1	0	0	0	0	0	8			
13	Dukan, Duje	1-2	1-2	0-0	0	2	2	0	3	0	1	0	0	13			
30	Brown, Vitto	1-1	0-0	0-0	0	0	0	0	2	0	0	0	0	2			
	Team				0	0	0		1								
	Totals	18-46	5-18	24-31	8	30	38	12	65	9	8	4	3	200			

FG % 1st Half: 12-29 41.4% 2nd half: 6-17 35.3% Game: 18-46 39.1%
3FG % 1st Half: 1-6 16.7% 2nd half: 4-12 33.3% Game: 5-18 27.8%
FT % 1st Half: 2-4 50.0% 2nd half: 22-27 81.5% Game: 24-31 77.4%

Nebraska 55 • 13-11, 5-7

#	Player	Total			3-Ptr			Rebounds			PF	TP	A	TO	Blk	Stl	Min
		FG-FGA	FG-FGA	FT-FTA	FG-FGA	FG-FGA	FT-FTA	Off	Def	Tot							
21	Smith, Leslee	f 3-5	0-0	0-0	1	2	3	3	6	0	1	2	2	17			
31	Shields, Shavon	f 5-11	0-2	2-4	3	2	5	4	12	1	2	0	1	38			
35	Pitchford, Walter	f 1-5	0-4	0-0	2	5	7	3	2	0	0	1	0	34			
03	Parker, Benny	g 1-5	0-2	2-2	0	3	3	3	4	1	1	0	1	29			
05	Petteway, Terran	g 9-24	4-9	1-1	3	5	8	4	23	3	4	2	1	34			
00	Webster, Tai	2-7	0-1	1-1	0	1	1	5	5	0	0	0	0	24			
02	Rivers, David	0-2	0-0	0-0	0	1	1	1	0	0	0	0	0	7			
11	Smith, Tarin	1-2	0-0	1-2	1	3	4	1	3	0	0	0	1	14			
12	Abraham, Moses	0-1	0-0	0-0	1	0	1	1	0	0	0	0	0	3			
	Team				1	2	3										
	Totals	22-62	4-18	7-10	12	24	36	25	55	5	8	5	6	200			

FG % 1st Half: 6-28 21.4% 2nd half: 16-34 47.1% Game: 22-62 35.5%
3FG % 1st Half: 1-8 12.5% 2nd half: 3-10 30.0% Game: 4-18 22.2%
FT % 1st Half: 0-0 0.0% 2nd half: 7-10 70.0% Game: 7-10 70.0%

Officials: Gene Steratore, Ted Valentine, Brian Dorse
Technical fouls: Wisconsin-None. Nebraska-None.
Attendance: 15701

Score by periods	1st	2nd	Total
Wisconsin	27	38	65
Nebraska	13	42	55

NEBRASKA GAME-BY-GAME BOX SCORES

Nebraska vs Purdue
02/15/15 5:15 PM at West Lafayette, Ind. | Mackey Arena

Nebraska 54 • 13-12, 5-8

#	Player	Total			3-Ptr			Rebounds			PF	TP	A	TO	Blk	Stl	Min
		FG-FGA	FG-FGA	FT-FTA	FG-FGA	FG-FGA	FT-FTA	Off	Def	Tot							
02	Rivers, David	f	1-4	0-0	0-0	2	1	3	0	2	1	0	1	0	0	17	
05	Petteway, Terran	f	5-12	1-6	2-2	1	4	5	4	13	4	4	1	0	0	36	
31	Shields, Shavon	f	7-13	0-1	5-6	1	2	3	1	19	2	3	0	0	0	37	
35	Pitchford, Walter	f	5-9	2-4	0-0	0	2	2	4	12	1	0	0	1	1	24	
03	Parker, Benny	g	0-3	0-0	0-0	1	1	2	2	0	0	1	0	1	1	27	
00	Webster, Tai	f	1-6	0-3	0-0	0	2	2	2	2	2	1	0	1	1	23	
11	Smith, Tarin	f	2-4	0-2	0-1	1	1	2	2	4	1	2	0	1	1	21	
12	Abraham, Moses	f	0-0	0-0	0-0	0	3	3	4	0	0	0	0	0	0	7	
21	Smith, Leslee	f	1-4	0-0	0-0	0	2	2	3	2	0	0	1	2	1	8	
Team						2	3	5									
Totals			22-55	3-16	7-9	8	21	29	22	54	11	11	3	6	200		

FG % 1st Half: 9-29 31.0% 2nd half: 13-26 50.0% Game: 22-55 40.0% Deadball Rebounds: 0
3FG % 1st Half: 2-11 18.2% 2nd half: 1-5 20.0% Game: 3-16 18.8%
FT % 1st Half: 0-1 0.0% 2nd half: 7-8 87.5% Game: 7-9 77.8%

Purdue 66 • 17-9, 9-4

#	Player	Total			3-Ptr			Rebounds			PF	TP	A	TO	Blk	Stl	Min
		FG-FGA	FG-FGA	FT-FTA	FG-FGA	FG-FGA	FT-FTA	Off	Def	Tot							
12	Edwards, Vince	f	6-10	2-4	1-1	3	2	5	1	15	3	1	1	0	0	27	
20	Hammons, A.J.	c	2-6	0-0	3-7	2	10	12	0	7	1	2	1	1	1	29	
00	Octeus, Jon	c	1-7	0-2	7-8	4	2	6	2	9	4	1	0	2	35		
31	Mathias, Dakota	g	3-4	2-3	2-2	0	0	0	3	10	0	0	0	0	21		
35	Davis, Raphael	g	3-10	0-3	0-2	4	5	9	3	6	4	2	1	1	36		
03	Thompson, P.J.	g	0-1	0-1	1-2	0	1	1	1	1	1	1	0	2	9		
05	Smootherman, Basil	f	0-4	0-1	0-0	1	2	3	1	0	1	2	0	0	13		
21	Stephens, Kendall	f	4-7	4-7	0-0	0	0	0	12	1	1	0	0	0	19		
44	Haas, Isaac	f	1-3	0-0	4-8	1	3	4	0	6	0	1	0	0	11		
Team						3	1	4									
Totals			20-52	8-21	18-30	18	26	44	11	66	15	11	3	6	200		

FG % 1st Half: 7-26 26.9% 2nd half: 13-26 50.0% Game: 20-52 38.5% Deadball Rebounds: 5.1
3FG % 1st Half: 3-11 27.3% 2nd half: 5-10 50.0% Game: 8-21 38.1%
FT % 1st Half: 9-16 56.3% 2nd half: 9-14 64.3% Game: 18-30 60.0%

Officials: Lamont Simpson, Paul Szelc, Pat Driscoll
Technical fouls: Nebraska-None. Purdue-None.
Attendance: 14313

Score by periods	1st	2nd	Total
Nebraska	20	34	54
Purdue	26	40	66

	In	Off	2nd	Fast	Bench
Points	Paint	T/O	Chance	Break	
Nebraska	18	14	7	6	8
Purdue	22	11	23	2	19

Last FG - NEB 2nd-00:05, PURDUE 2nd-01:53.
Largest lead - NEB by 6 1st-18:11, PURDUE by 16 2nd-12:21.

Score tied - 0 times.
Lead changed - 3 times.

Nebraska vs Maryland
02/19/15 7 p.m at XFINITY Center - College Park, Md.

Nebraska 65 • 13-13, 5-9

#	Player	Total			3-Ptr			Rebounds			PF	TP	A	TO	Blk	Stl	Min
		FG-FGA	FG-FGA	FT-FTA	FG-FGA	FG-FGA	FT-FTA	Off	Def	Tot							
02	Rivers, David	f	0-0	0-0	0-0	0	0	0	0	0	0	0	0	0	0	5	
21	Smith, Leslee	f	2-2	0-0	0-3	0	1	1	4	0	2	0	0	0	8		
31	Shields, Shavon	f	6-12	1-4	0-0	1	5	6	3	13	2	1	0	0	31		
05	Petteway, Terran	g	2-14	1-8	3-4	0	2	2	4	8	9	2	0	2	34		
11	Smith, Tarin	g	2-4	0-0	0-0	0	1	1	5	4	1	1	0	1	17		
00	Webster, Tai	f	1-1	1-1	0-0	0	3	3	3	2	3	0	0	0	24		
03	Parker, Benny	f	1-3	0-0	0-0	2	4	6	3	2	0	1	0	1	23		
23	Fuller, Nick	f	5-9	2-3	0-0	2	3	5	3	12	1	0	0	0	36		
35	Pitchford, Walter	f	7-14	5-10	0-0	3	4	7	1	19	0	2	0	0	32		
Team						2	2	2									
Totals			26-59	10-26	3-7	10	23	33	21	65	15	12	0	4	200		

FG % 1st Half: 12-27 44.4% 2nd half: 14-32 43.8% Game: 26-59 44.1% Deadball Rebounds: 2
3FG % 1st Half: 6-14 42.9% 2nd half: 4-12 33.3% Game: 10-26 38.5%
FT % 1st Half: 3-4 75.0% 2nd half: 0-3 0.0% Game: 3-7 42.9%

Maryland 69 • 22-5,10-4

#	Player	Total			3-Ptr			Rebounds			PF	TP	A	TO	Blk	Stl	Min
		FG-FGA	FG-FGA	FT-FTA	FG-FGA	FG-FGA	FT-FTA	Off	Def	Tot							
10	Jake Layman	f	5-11	2-6	2-2	0	5	5	1	14	0	4	1	0	34		
44	Dez Wells	f	4-11	1-3	5-6	0	4	4	2	14	2	2	2	2	32		
35	Damonte Dodd	c	1-1	0-0	2-2	0	1	1	2	4	0	0	1	0	19		
02	Melo Trimble	g	7-9	2-3	10-11	1	5	6	0	26	5	2	0	1	37		
20	Richard Pack	g	2-2	1-1	0-0	0	0	0	1	5	0	0	0	1	28		
01	Evan Smotrycz	g	0-4	0-3	2-2	0	1	1	3	2	2	1	0	0	19		
05	Dion Wiley	f	0-1	0-1	0-0	0	0	0	2	0	0	0	0	0	5		
11	Jared Nickens	f	1-2	1-2	0-0	0	3	3	0	3	0	0	0	0	18		
15	Michal Cekovsky	f	0-0	0-0	1-2	0	1	1	0	1	0	0	0	0	2		
25	Jon Graham	f	0-2	0-0	0-0	0	1	1	0	0	1	0	0	0	6		
Team						0	4	4									
Totals			20-43	7-19	22-25	1	25	26	12	69	9	10	4	4	200		

FG % 1st Half: 12-23 52.2% 2nd half: 8-20 40.0% Game: 20-43 46.5% Deadball Rebounds: 2
3FG % 1st Half: 2-7 28.6% 2nd half: 5-12 41.7% Game: 7-19 36.8%
FT % 1st Half: 8-9 88.9% 2nd half: 14-16 87.5% Game: 22-25 88.0%

Officials: Terry Wymer, Tom Eades, John Gaffney
Technical fouls: Nebraska-TEAM, Maryland-None.
Attendance: 14376

Score by periods	1st	2nd	Total
Nebraska	33	32	65
Maryland	34	35	69

	In	Off	2nd	Fast	Bench
Points	Paint	T/O	Chance	Break	
Nebraska	18	14	7	6	8
UMD	21	13	0	9	6

Last FG - NEB 2nd-00:01, UMD 2nd-02:18.
Largest lead - NEB by 4 2nd-17:28, UMD by 11 1st-05:23.

Score tied - 3 times.
Lead changed - 4 times.

Iowa vs Nebraska
02/22/15 2:06 p.m. at Pinnacle Bank Arena (Lincoln, Neb.)

Iowa 74 • 17-10, 8-6

#	Player	Total			3-Ptr			Rebounds			PF	TP	A	TO	Blk	Stl	Min
		FG-FGA	FG-FGA	FT-FTA	FG-FGA	FG-FGA	FT-FTA	Off	Def	Tot							
20	Uthoff, Jarrod	f	4-8	1-1	2-2	2	3	5	2	11	3	1	4	1	31		
30	White, Aaron	f	7-11	2-2	2-2	4	7	11	1	18	1	0	0	0	31		
34	Woodbury, Adam	c	1-3	0-0	2-2	2	5	7	2	4	0	1	0	3	21		
03	Jok, Peter	g	6-12	2-5	0-1	0	2	2	14	1	0	0	0	0	22		
10	Gesell, Mike	g	4-7	0-0	0-0	0	4	4	2	8	4	0	0	0	24		
00	Olaseni, Gabriel	f	3-8	0-0	3-4	0	1	1	2	9	0	0	0	0	16		
01	Rose, Charlie	f	0-0	0-0	0-0	0	0	0	0	0	0	0	0	0	2		
02	Oglesby, Josh	g	0-0	0-0	0-0	0	2	2	0	0	0	1	0	0	10		
05	Clemmons, Anthony	f	3-5	0-1	2-2	0	1	1	1	8	3	0	0	1	25		
13	Denning, Kyle	f	0-0	0-0	0-0	0	0	0	0	1	0	0	0	0	3		
23	Ukah, Okey	f	1-2	0-0	0-0	1	0	1	0	2	0	0	0	0	3		
25	Uhl, Dom	f	0-2	0-1	0-0	1	1	2	2	0	1	0	0	0	12		
Team						1	1	2									
Totals			29-58	5-10	11-13	11	27	38	15	74	17	8	4	8	200		

FG % 1st Half: 19-37 51.4% 2nd half: 10-21 47.6% Game: 29-58 50.0% Deadball Rebounds: 0
3FG % 1st Half: 4-5 80.0% 2nd half: 1-5 20.0% Game: 5-10 50.0%
FT % 1st Half: 0-0 0.0% 2nd half: 11-13 84.6% Game: 11-13 84.6%

Nebraska 46 • 13-14, 5-10

#	Player	Total			3-Ptr			Rebounds			PF	TP	A	TO	Blk	Stl	Min
		FG-FGA	FG-FGA	FT-FTA	FG-FGA	FG-FGA	FT-FTA	Off	Def	Tot							
21	Smith, Leslee	f	1-3	0-0	0-0	1	3	4	2	2	1	2	1	0	15		
23	Fuller, Nick	f	2-4	0-2	1-1	1	4	5	2	5	0	1	1	2	30		
31	Shields, Shavon	f	1-6	0-2	1-2	2											

NEBRASKA GAME-BY-GAME BOX SCORES

Official Basketball Box Score -- Game Totals -- Final Statistics
Nebraska vs Illinois
03/04/15 9 p.m. at State Farm Center; Champaign, Ill.

Nebraska 57 • 13-16, 5-12

##	Player	Total		3-Ptr		Rebounds			PF	TP	A	TO	Blk	Stl	Min
		FG-FGA	FG-FGA	FT-FTA	Off	Def	Tot								
02	Rivers, David	r	5-7	0-0	0-0	1	4	5	4	10	2	3	0	1	37
21	Smith, Leslee	r	4-9	0-0	0-1	3	6	9	3	8	2	1	1	1	32
31	Shields, Shavon	r	6-13	2-4	0-0	2	2	4	3	14	0	1	0	0	31
03	Parker, Benny	g	1-5	0-2	0-0	0	1	1	4	2	2	0	0	1	27
05	Petteway, Terran	g	5-15	1-9	2-2	1	2	3	1	13	2	1	0	0	37
00	Webster, Tai		1-2	1-2	0-0	0	2	2	1	3	3	1	0	0	11
11	Smith, Tarin		2-4	1-3	2-2	1	0	1	1	7	2	0	0	0	17
12	Abraham, Moses		0-1	0-0	0-0	0	2	2	0	1	2	1	0	0	8
	Team					1	0	1			1				
Totals			24-56	5-20	4-5	9	19	28	19	57	14	10	2	3	200

FG % 1st Half: 10-27 37.0% 2nd half: 14-29 48.3% Game: 24-56 42.9% Deadball Rebounds 1
 3FG % 1st Half: 3-9 33.3% 2nd half: 2-11 18.2% Game: 5-20 25.0%
 FT % 1st Half: 2-3 66.7% 2nd half: 2-2 100.0 Game: 4-5 80.0%

Illinois 69 • 19-11, 9-8

##	Player	Total		3-Ptr		Rebounds			PF	TP	A	TO	Blk	Stl	Min
		FG-FGA	FG-FGA	FT-FTA	Off	Def	Tot								
32	Eqwu, Nnanna	r	3-8	0-0	0-0	2	6	8	3	6	1	2	4	0	35
03	Starks, Ahmad	g	2-4	1-2	0-0	0	1	1	1	5	1	0	0	0	24
21	Hill, Malcolm	g	1-7	1-3	7-8	2	1	3	2	10	2	1	0	0	29
24	Rice, Rayvonte	g	7-14	4-7	5-5	1	4	5	3	23	0	1	0	2	36
25	Nunn, Kendrick	g	5-10	1-4	0-0	0	4	4	2	11	2	2	0	0	31
01	Tate, Jaylon		0-0	0-0	3-4	0	0	0	0	3	2	1	0	0	21
10	LaTulip, Mike		0-0	0-0	0-0	0	1	1	0	0	0	0	0	0	0+
12	Black, Leron		3-5	0-0	5-6	3	2	5	2	11	1	0	0	1	14
14	Schmidt, Ryan		0-0	0-0	0-0	0	0	0	0	0	0	0	0	0	0+
22	Morgan, Maverick		0-0	0-0	0-0	0	0	0	0	0	0	0	0	0	0+
31	Colbert, Austin		0-1	0-0	0-0	1	2	3	0	0	0	1	0	1	10
45	Liss, Cameron		0-0	0-0	0-0	0	0	0	0	0	0	0	0	0	0+
	Team					1	0	1							
Totals			21-49	7-16	20-23	10	21	31	13	69	9	8	4	4	200

FG % 1st Half: 9-26 34.6% 2nd half: 12-23 52.2% Game: 21-49 42.9% Deadball Rebounds 2.2
 3FG % 1st Half: 3-7 42.9% 2nd half: 4-9 44.4% Game: 7-16 43.8%
 FT % 1st Half: 10-11 90.9% 2nd half: 10-12 83.3% Game: 20-23 87.0%

Officials: Terry Wymer, Gene Steratore, John Gaffney
 Technical fouls: Nebraska-None. Illinois-None.
 Attendance: 17085

Score by periods	1st	2nd	Total
Nebraska	25	32	57
Illinois	31	38	69

	In	Off	2nd	Fast	Bench
Points	Paint	T/O	Chance	Break	
NEB	22	9	10	2	10
ILL	20	9	8	2	14

Last FG - NEB 2nd-00:21, ILL 2nd-00:23.
 Largest lead - NEB by 6 1st-15:12, ILL by 12 2nd-00:10.
 NEB led for 12:01. ILL led for 23:26. Game was tied for 04:26.

Score tied - 4 times.
 Lead changed - 8 times.

Maryland vs Nebraska
03/08/15 6:36 p.m. at Pinnacle Bank Arena (Lincoln, Neb.)

Maryland 64 • 26-5, 14-4

##	Player	Total		3-Ptr		Rebounds			PF	TP	A	TO	Blk	Stl	Min
		FG-FGA	FG-FGA	FT-FTA	Off	Def	Tot								
10	Jake Layman	f	3-9	1-5	4-4	1	0	1	3	11	0	2	3	0	30
35	Damonte Dodd	f	2-3	0-0	1-2	2	2	4	2	5	0	1	0	0	13
44	Dez Wells	f	6-14	0-1	6-7	4	8	12	2	18	4	4	0	0	35
02	Melo Trimble	g	5-9	2-3	9-10	0	7	7	2	21	4	3	0	0	29
20	Richaud Pack	q	1-2	1-2	0-0	1	2	3	4	3	0	1	1	0	24
01	Evan Smotrycz		0-2	0-2	0-0	0	3	3	4	0	1	2	0	0	14
05	Dion Wiley		0-2	0-2	1-2	0	2	2	1	1	0	2	0	0	12
11	Jared Nickens		1-3	1-3	0-0	0	0	0	2	3	0	0	1	0	19
15	Michal Cekovsky		1-3	0-0	0-0	0	4	4	2	0	0	0	0	0	12
21	Varun Ram		0-0	0-0	0-0	0	1	1	1	0	1	1	0	0	7
25	Jon Graham		0-0	0-0	0-0	0	1	1	1	0	0	1	0	0	5
	Team					1	2	3	1						
Totals			19-47	5-18	21-25	9	32	41	27	64	10	17	5	0	200

FG % 1st Half: 8-21 38.1% 2nd half: 11-26 42.3% Game: 19-47 40.4% Deadball Rebounds 1
 3FG % 1st Half: 2-10 20.0% 2nd half: 3-8 37.5% Game: 5-18 27.8%
 FT % 1st Half: 13-15 86.7% 2nd half: 8-10 80.0% Game: 21-25 84.0%

Nebraska 61 • 13-17, 5-13

##	Player	Total		3-Ptr		Rebounds			PF	TP	A	TO	Blk	Stl	Min
		FG-FGA	FG-FGA	FT-FTA	Off	Def	Tot								
02	Rivers, David	f	1-3	0-0	1-6	4	1	5	5	3	0	0	0	1	25
21	Smith, Leslee	f	0-2	0-0	2-4	2	2	4	4	2	0	0	0	1	19
31	Shields, Shavon	f	8-16	0-2	10-11	2	4	6	3	26	3	3	0	4	29
03	Parker, Benny	g	0-3	0-1	1-2	0	2	2	2	1	0	1	0	3	28
05	Petteway, Terran	g	5-22	1-6	8-10	2	8	10	4	19	1	2	0	0	35
00	Webster, Tai	q	1-4	0-0	1-2	1	0	1	2	3	0	0	0	1	18
11	Smith, Tarin		0-2	0-1	0-0	0	0	0	0	0	0	1	0	0	14
12	Abraham, Moses		0-0	0-0	0-0	0	0	0	2	0	0	1	0	0	6
23	Fuller, Nick		0-0	0-0	0-0	0	1	1	0	0	0	0	0	0	6
35	Pitchford, Walter		3-7	1-4	0-2	1	3	4	1	7	0	0	0	0	20
	Team					4	1	5	1						
Totals			18-59	2-14	23-37	16	22	38	24	61	5	7	0	10	200

FG % 1st Half: 9-28 32.1% 2nd half: 9-31 29.0% Game: 18-59 30.5% Deadball Rebounds 7
 3FG % 1st Half: 0-6 0.0% 2nd half: 2-8 25.0% Game: 2-14 14.3%
 FT % 1st Half: 11-15 73.3% 2nd half: 12-22 54.5% Game: 23-37 62.2%

Officials: Terry Oglesby, Larry Sciroto, Eric Curry
 Technical fouls: Maryland-TEAM, Nebraska-TEAM.
 Attendance: 15856
 Technical Fouls: 1st half - NEB Bench (14:36)
 2nd half - UMD Bench (16:55)

Score by periods	1st	2nd	Total
Maryland	31	33	64
Nebraska	29	32	61

	In	Off	2nd	Fast	Bench
Points	Paint	T/O	Chance	Break	
UMD	22	6	11	4	6
NEB	16	13	8	4	10

Last FG - UMD 2nd-00:09, NEB 2nd-00:41.
 Largest lead - UMD by 6 2nd-04:11, NEB by 6 1st-11:31.

Score tied - 8 times.
 Lead changed - 5 times.

SINGLE-SEASON RECORDS

POINTS SCORED

1.	Dave Hoppen (1985)	704
2.	Tyronn Lue (1998)	678
3.	Eric Piatkowski (1994)	646
4.	Tyronn Lue (1997)	603
5.	Andre Smith (1980)	600
6.	Dave Hoppen (1984)	598
7.	Terran Petteway (2014)	579
8.	Jaron Boone (1995)	559
9.	Aleks Maric (2007)	556
9.	Marvin Stewart (1971)	556
-	Terran Petteway (2015)	535

SCORING AVERAGE (min. 400 pts.)

	G	Pts.	Avg.	
1.	Dave Hoppen (1985)	30	704	23.5
2.	Dave Hoppen (1986)	19	420	22.1
3.	Eric Piatkowski (1994)	30	646	21.5
4.	Marvin Stewart (1971)	26	556	21.4
5.	Chuck Jura (1972)	26	551	21.2
6.	Tyronn Lue (1998)	32	678	21.2
7.	Jerry Fort (1975)	26	525	20.2
8.	Dave Hoppen (1984)	30	598	19.9
9.	Andre Smith (1980)	31	600	19.4
10.	Stuart Lantz (1968)	25	482	19.3

FIELD GOALS MADE

1.	Dave Hoppen (1985)	270
2.	Tyronn Lue (1998)	240
3.	Andre Smith (1980)	237
4.	Eric Piatkowski (1994)	226
5.	Dave Hoppen (1984)	220
5.	Chuck Jura (1972)	220
7.	Jerry Fort (1975)	218
8.	Marvin Stewart (1971)	215
8.	Tyronn Lue (1997)	215
10.	Jerry Fort (1974)	207

FIELD GOALS ATTEMPTED

1.	Tyronn Lue (1998)	547
2.	Jerry Fort (1975)	508
3.	Jerry Fort (1974)	484
3.	Jim Buchanan (1952)	484
5.	Tyronn Lue (1997)	476
6.	Eric Piatkowski (1994)	456
7.	Jaron Boone (1995)	455
8.	Jerry Fort (1976)	452
9.	Terran Petteway (2015)	448
10.	Dylan Talley (2013)	433

FIELD GOAL PCT. (min. 5 att./team game)

	FG-FGA	Pct.	
1.	Larry Cox (1976)	133-198	.672
2.	Dave Hoppen (1985)	270-418	.646
3.	Kimani Ffriend (2001)	144-231	.623
4.	Dave Hoppen (1986)	151-245	.616
5.	Andre Smith (1980)	237-388	.611
6.	Steffon Bradford (2001)	155-257	.603
7.	Dave Hoppen (1984)	220-367	.599
8.	Chuck Jura (1971)	181-306	.592
9.	Pete Manning (1988)	111-188	.590
10.	Andre Smith (1981)	185-314	.589

3-POINT FIELD GOALS MADE

1.	Cary Cochran (2002)	89
2.	Ray Gallegos (2013)	83
3.	Joe McCray (2005)	80
4.	Cary Cochran (2001)	78
4.	Tyronn Lue (1998)	78
6.	Jaron Boone (1995)	70
7.	Marcus Perry (2007)	67
8.	Brian Conklin (2004)	66
9.	Brian Conklin (2002)	65
10.	Terran Petteway (2015)	64

3-POINT FIELD GOALS ATTEMPTED

1.	Ray Gallegos (2013)	271
2.	Joe McCray (2005)	226
3.	Terran Petteway (2015)	210
4.	Tyronn Lue (1998)	209
5.	Cary Cochran (2002)	207
6.	Bo Spencer (2012)	185
7.	Jaron Boone (1995)	182
8.	Eric Piatkowski (1994)	172
9.	Jaron Boone (1996)	167
10.	Cary Cochran (2001)	165

3-POINT PCT. (min. 25 made)

	3FG-Att.	Pct.	
1.	Brian Conklin (2004)	66-118	.559
2.	Cary Cochran (2001)	78-165	.473
3.	Jay-R Strowbridge (2007)	25-54	.473
4.	Clifford Scales (1991)	26-57	.456
5.	Henry T. Buchanan (1987)	28-62	.452
6.	Eshaunte Jones (2010)	40-92	.435
7.	Brian Conklin (2002)	65-150	.433
8.	Ryan Anderson (2007)	48-111	.432
9.	Cary Cochran (2002)	89-207	.430
10.	Ryan Anderson (2010)	54-126	.429

FREE THROWS MADE

1.	Jack Moore (1980)	184
2.	Terran Petteway (2014)	167
3.	Dave Hoppen (1985)	164
4.	Dave Hoppen (1984)	158
5.	Aleks Maric (2007)	147
6.	Bob Gratopp (1969)	141
7.	Tom Russell (1962)	140
8.	Tony Farmer (1991)	137
9.	Aleks Maric (2008)	136
9.	Stuart Lantz (1968)	136
9.	Herschell Turner (1959)	136
-	Shavon Shields (2015)	131

FREE THROWS ATTEMPTED

1.	Kimani Ffriend (2000)	221
2.	Aleks Maric (2007)	216
3.	Kimani Ffriend (2001)	213
4.	Bill Johnson (1954)	212
5.	Jack Moore (1980)	211
6.	Dave Hoppen (1985)	210
7.	Dave Hoppen (1984)	208
8.	Aleks Maric (2008)	207
9.	Terran Petteway (2014)	204
10.	Venson Hamilton (1999)	198

FREE THROW PCT. (min. 2 att./game)

	FT-FTA	Pct.	
1.	Jack Moore (1982)	123-131	.939
2.	Cary Cochran (2002)	71-77	.9221
3.	Jack Moore (1981)	118-128	.9219
4.	Bo Spencer (2012)	92-105	.876
5.	Jack Moore (1980)	184-211	.872
6.	David Ponce (1984)	67-77	.870
7.	Nate Johnson (2004)	103-119	.866
8.	Kent Reckewey (1973)	35-41	.854
9.	Tom Baack (1966)	92-108	.852
10.	Brian Carr (1986)	79-93	.849

REBOUNDS

1.	Aleks Maric (2008)	335
1.	Venson Hamilton (1999)	335
3.	Venson Hamilton (1998)	315
4.	Chuck Jura (1972)	305
5.	Leroy Chalk (1971)	290
6.	Rich King (1991)	274
7.	Venson Hamilton (1997)	269
8.	Kimani Ffriend (2000)	263
9.	Aleks Maric (2007)	260
10.	Dave Hoppen (1985)	258

REBOUND AVG. (min. 175 rebounds)

	G	Reb.	Avg.	
1.	Chuck Jura (1972)	26	305	11.7
2.	Rex Ekwall (1955)	21	241	11.5
3.	Bill Johnson (1954)	21	236	11.2
4.	Leroy Chalk (1971)	26	290	11.1
5.	Rex Ekwall (1956)	21	224	10.7
6.	Aleks Maric (2008)	33	335	10.2
6.	Venson Hamilton (1999)	33	335	10.2
8.	Leroy Chalk (1969)	26	257	9.9
9.	Venson Hamilton (1998)	32	315	9.8
10.	Leroy Chalk (1970)	24	235	9.8

ASSISTS

1.	Brian Carr (1985)	237
2.	Brian Carr (1986)	201
3.	Charles Richardson Jr. (2007)	179
4.	Brian Carr (1987)	166
5.	Tyronn Lue (1998)	152
6.	Lance Jeter (2011)	145
6.	Jack Moore (1980)	145
8.	Tyronn Lue (1996)	144
8.	Cookie Belcher (1999)	138
10.	Tyronn Lue (1997)	136

ASSISTS PER GAME (min. 100 Assists)

	G	Assists	APG	
1.	Brian Carr (1985)	30	237	7.90
2.	Brian Carr (1986)	30	201	6.70
3.	Charles Richardson Jr. (2007)	31	179	5.77
4.	Brian Carr (1987)	33	166	5.03
5.	Tyronn Lue (1998)	32	152	4.75
6.	Jack Moore (1980)	31	145	4.68
7.	Jamar Johnson (1992)	28	130	4.64
8.	Lance Jeter (2011)	32	145	4.53
9.	Jamar Johnson (1994)	28	123	4.39
10.	Cookie Belcher (2001)	30	131	4.37

STEALS

1.	Cookie Belcher (1999)	102
2.	Erick Strickland (1995)	89
3.	Cookie Belcher (1997)	87
4.	Cookie Belcher (2001)	82
5.	Cookie Belcher (1998)	75
6.	Eric Johnson (1989)	68
7.	Venson Hamilton (1999)	67
8.	Brian Carr (1987)	67
9.	Clifford Scales (1991)	64
10.	Tyronn Lue (1998)	63

BLOCKED SHOTS

1.	Derrick Chandler (1992)	91
2.	Mikki Moore (1997)	88
3.	Kimani Ffriend (2000)	85
4.	Venson Hamilton (1999)	80
5.	Kimani Ffriend (2001)	74
6.	Mikki Moore (1996)	71
7.	Rich King (1991)	68
8.	Mikki Moore (1995)	67
9.	Venson Hamilton (1998)	66
10.	Wes Wilkinson (2006)	61

MINUTES PLAYED

1.	Ray Gallegos (2013)	1,237
2.	Dylan Talley (2013)	1,173
3.	Dave Hoppen (1985)	1,155
4.	Tyronn Lue (1997)	1,150
5.	Tyronn Lue (1998)	1,149
6.	Jack Moore (1980)	1,143
7.	Andre Smith (1980)	1,141
8.	Charles Richardson Jr. (2007)	1,125
9.	Brian Carr (1985)	1,120
10.	Jaron Boone (1996)	1,105
-	Shavon Shields (2015)	1,060

CAREER RECORDS

POINTS

1.	Dave Hoppen (1983-86)	2,167
2.	Eric Piatkowski (1991-94)	1,934
3.	Jerry Fort (1973-76)	1,882
4.	Andre Smith (1978-81)	1,717
5.	Aleks Maric (2005-08)	1,630
6.	Jaron Boone (1993-96)	1,609
7.	Erick Strickland (1993-96)	1,586
8.	Tyronn Lue (1996-98)	1,577
9.	Cookie Belcher (1997-2001)	1,552
10.	Rich King (1988-91)	1,475

SCORING AVERAGE (min. 675 Points)

	G	Pts.	Avg.	
1.	Dave Hoppen (1983-86)	111	2,167	19.5
2.	Terran Petteway (2014-15)	62	1,114	18.0
3.	Jerry Fort (1973-76)	105	1,882	17.9
4.	Tom Baack (1966-68)	75	1,299	17.3
5.	Marvin Stewart (1969-71)	75	1,138	17.2
6.	Stuart Lantz (1969-71)	75	1,269	16.9
7.	Chuck Jura (1970-72)	77	1,255	16.3
8.	Tyronn Lue (1996-98)	99	1,577	15.9
9.	Eric Piatkowski (1991-94)	123	1,934	15.7
10.	Andre Smith (1978-81)	114	1,717	15.1
11.	Herschell Turner (1958-60)	72	1,056	14.7

FIELD GOALS MADE

1.	Dave Hoppen (1983-86)	804
2.	Jerry Fort (1973-76)	777
3.	Eric Piatkowski (1991-94)	676
4.	Andre Smith (1978-81)	673
5.	Aleks Maric (2005-08)	589
6.	Jaron Boone (1993-96)	575
7.	Rich King (1988-91)	564
8.	Tyronn Lue (1996-98)	560
9.	Carl McPipe (1976-79)	546
10.	Erick Strickland (1993-96)	535

FIELD GOALS ATTEMPTED

1.	Jerry Fort (1973-76)	1,793
2.	Eric Piatkowski (1991-94)	1,436
3.	Dave Hoppen (1983-86)	1,341
4.	Jaron Boone (1993-96)	1,327
5.	Tyronn Lue (1996-98)	1,255
6.	Erick Strickland (1993-96)	1,219
7.	Larry Florence (1997-2000)	1,150
8.	Andre Smith (1978-81)	1,148
9.	Tom Baack (1966-68)	1,138
10.	Carl McPipe (1976-79)	1,126

FIELD GOAL PCT. (min. 400 att.)

	FG-FGA	Pct.	
1.	Larry Cox (1974-76)	270-432	.625
2.	Dave Hoppen (1983-86)	804-1,341	.600
3.	Andre Smith (1978-81)	673-1,148	.586
4.	Kimani Ffriend (2000-01)	267-460	.580
5.	Rich King (1988-91)	564-1,000	.564
6.	Bruce Chubick (1991-94)	303-540	.561
7.	Mikki Moore (1994-97)	274-676	.553
8.	Chuck Jura (1970-72)	500-910	.549
9.	Bernard Day (1985-86)	309-567	.545
10.	Pete Manning (1988-89)	242-446	.543

3-POINT FIELD GOALS MADE

1.	Cary Cochran (1999-2002)	268
2.	Eric Piatkowski (1991-94)	202
3.	Ryan Anderson (2007-10)	185
4.	Jaron Boone (1993-96)	181
5.	Erick Strickland (1993-96)	179
6.	Brian Conklin (2001-04)	176
7.	Ray Gallegos (2010-14)	158
8.	Cookie Belcher (1997-2001)	146
9.	Tyronn Lue (1996-98)	145
10.	Paul Velander (2006-09)	128

3-POINT FIELD GOALS ATTEMPTED

1.	Cary Cochran (1999-2002)	630
2.	Eric Piatkowski (1991-94)	564
3.	Ray Gallegos (2010-14)	517
4.	Erick Strickland (1993-96)	512
5.	Jaron Boone (1993-96)	501
6.	Ryan Anderson (2007-10)	470
7.	Cookie Belcher (1997-2001)	450
8.	Brian Conklin (2001-04)	407
	Tyronn Lue (1996-98)	407
10.	Terran Petteway (2014-15)	357

3-POINT FG PCT. (min. 100 att.)

	3FG-3PA	Pct.	
1.	Brian Conklin (2001-04)	176-407	.432
2.	Cary Cochran (1999-2002)	268-630	.425
3.	Jay-R Strowbridge (2007-08)	50-122	.410
4.	Clifford Scales (1988-91)	45-110	.409
5.	Henry T. Buchanan (1987-88)	67-165	.406
6.	Chris Cresswell (1990-92)	103-261	.3946
7.	Ryan Anderson (2007-10)	185-470	.3936
8.	Marcus Perry (2006-07)	98-249	.3935
9.	Eshaunte Jones (2010-2011)	68-172	.390
10.	Paul Velander (2006-09)	128-329	.389

FREE THROWS MADE

1.	Dave Hoppen (1983-86)	559
2.	Aleks Maric (2005-08)	448
3.	Jack Moore (1979-82)	446
4.	Eric Piatkowski (1991-94)	380
5.	Andre Smith (1978-81)	371
6.	Venson Hamilton (1996-99)	360
7.	Rich King (1988-91)	345
8.	Erick Strickland (1993-96)	337
9.	Jerry Fort (1973-76)	328
10.	Bob Gratopp (1968-70)	316

FREE THROW ATTEMPTS

1.	Dave Hoppen (1983-86)	724
2.	Aleks Maric (2005-08)	679
3.	Venson Hamilton (1996-99)	590
4.	Andre Smith (1978-81)	562
5.	Rich King (1988-91)	510
6.	Jack Moore (1979-82)	495
7.	Eric Piatkowski (1991-94)	489
8.	Jerry Fort (1973-76)	486
9.	Bill Johnson (1952-54)	484
10.	Herschell Turner (1958-60)	474

FREE THROW PCT. (min. 200 att.)

	FT-FTA	Pct.	
1.	Jack Moore (1979-82)	446-495	.901
2.	Tom Baack (1966-68)	247-297	.832
3.	Brandon Richardson (2009-12)	230-278	.827
4.	Brandon Ubel (2010-13)	240-299	.803
5.	Brian Carr (1984-87)	230-287	.801
6.	Nate Johnson (2003-04)	186-233	.798
7.	Jamar Johnson (1992-94)	166-210	.790
	Bob Gratopp (1968-70)	316-400	.790
9.	Tyronn Lue (1996-98)	312-396	.788
10.	Charles Richardson Jr. (2004-07)	156-200	.780

REBOUNDS (since 1952)

1.	Venson Hamilton (1996-99)	1,080
2.	Aleks Maric (2005-08)	1,015
3.	Leroy Chalk (1969-71)	782
4.	Dave Hoppen (1983-86)	773
5.	Rich King (1988-91)	761
6.	Andre Smith (1978-81)	753
7.	Chuck Jura (1970-72)	740
8.	Carl McPipe (1976-79)	723
9.	John Turek (2002-05)	682
10.	Rex Ekwall (1955-57)	679

REBOUND AVG. (min. 400 rebounds)

	G	Reb.	Avg.	
1.	Rex Ekwall (1955-57)	65	679	10.4
2.	Leroy Chalk (1969-71)	76	782	10.3
3.	Chuck Jura (1970-72)	77	740	9.6
4.	Bill Johnson (1952-54)	65	569	9.5
5.	Tom Russell (1961-62)	49	432	8.8
6.	Herschell Turner (1958-60)	72	626	8.7
7.	Kimani Ffriend (2000-01)	58	492	8.5
8.	Aleks Maric (2005-08)	121	1,015	8.39
9.	Venson Hamilton (1996-99)	129	1,080	8.37
10.	Derrick Chandler (1992-93)	60	490	8.2

ASSISTS (since 1974)

1.	Brian Carr (1984-87)	682
2.	Cookie Belcher (1997-2001)	477
3.	Jaron Boone (1993-96)	446
4.	Tyronn Lue (1996-98)	432
5.	Erick Strickland (1993-96)	414
6.	Charles Richardson Jr. (2004-07)	399
7.	Jack Moore (1979-82)	382
8.	Jamar Johnson (1992-94)	355
9.	Clifford Scales (1988-91)	354
10.	Beau Reid (1988-91)	344

STEALS (since 1978)

1.	Cookie Belcher (1997-2001)	353
2.	Erick Strickland (1993-96)	257
3.	Venson Hamilton (1996-99)	186
4.	Clifford Scales (1988-91)	177
5.	Ryan Anderson (2007-10)	166
6.	Brian Carr (1984-87)	159
7.	Tyronn Lue (1996-98)	154
8.	Brandon Richardson (2009-12)	145
9.	Larry Florence (1997-2000)	137
10.	Jaron Boone (1993-96)	131

BLOCKED SHOTS (since 1978)

1.	Venson Hamilton (1996-99)	241
2.	Mikki Moore (1994-97)	236
3.	Rich King (1988-91)	183
4.	John Turek (2002-05)	163
5.	Kimani Ffriend (2000-01)	159
6.	Aleks Maric (2005-08)	145
7.	Derrick Chandler (1992-93)	144
8.	Wes Wilkinson (2003-06)	113
9.	Jorge Brian Diaz (2010-12)	110
10.	Cookie Belcher (1997-2001)	83

GAMES PLAYED

1.	Cookie Belcher (1997-2001)	131
2.	Venson Hamilton (1996-99)	129
3.	Sek Henry (2007-10)	128
4.	Terrance Badgett (1993-96)	127
	Erick Strickland (1993-96)	127
	Jaron Boone (1993-96)	127
7.	Brandon Ubel (2010-13)	125
8.	Andy Markowski (1996-99)	124
	Rich King (1988-91)	124
10.	Larry Florence (1997-2000)	123
	Eric Piatkowski (1991-94)	123
	Brian Carr (1984-87)	123
	Clifford Scales (1988-91)	123

GAMES STARTED

1.	Cookie Belcher (1997-2001)	129
2.	Dave Hoppen (1983-86)	111
3.	Larry Florence (1997-2000)	105
4.	Jaron Boone (1993-96)	102
5.	Ryan Anderson (2007-10)	101
6.	Sek Henry (2007-10)	99
	Aleks Maric (2005-08)	99
8.	Jake Muhleisen (2002-05)	98
9.	Jerry Fort (1973-76)	97
10.	Tyronn Lue (1996-98)	96

SINGLE-SEASON RECORDS BY CLASS

POINTS SCORED (since 1970)

Senior

1. Eric Piatkowski (1994).....	646
2. Marvin Stewart (1971).....	556
3. Chuck Jura (1972).....	551
4. Rich King (1991).....	526
5. Aleks Maric (2008).....	519
6. Venson Hamilton (1999).....	518
7. Erick Strickland (1996).....	516
8. Jerry Fort (1976).....	513
9. Cookie Belcher (2001).....	492
10. Andre Smith (1981).....	475

Junior

1. Dave Hoppen (1985).....	704
2. Tyronn Lue (1998).....	678
3. Andre Smith (1980).....	600
4. Jaron Boone (1995).....	559
5. Aleks Maric (2007).....	556
6. Terran Petteway (2015).....	535
7. Jerry Fort (1975).....	525
8. Erick Strickland (1995).....	505
9. Eric Piatkowski (1993).....	502
10. Carl Hayes (1991).....	469
- Shavon Shields (2015).....	458

Sophomore

1. Tyronn Lue (1997).....	603
2. Dave Hoppen (1984).....	598
3. Terran Petteway (2014).....	579
4. Jerry Fort (1974).....	468
5. Jack Moore (1980).....	458
6. Carl McPipe (1977).....	440
7. Eric Piatkowski (1992).....	414
8. Shavon Shields (2014).....	409
9. Brian Banks (1977).....	386
10. Beau Reid (1989).....	382

Freshman

1. Dave Hoppen (1983).....	445
2. Joe McCray (2005).....	432
3. Jerry Fort (1973).....	376
4. Eric Piatkowski (1991).....	372
5. Jake Muhleisen (2002).....	328
6. Cookie Belcher (1997).....	305
7. Tyronn Lue (1996).....	296
8. Jorge Brian Diaz (2010).....	291
9. Jamel White (2006).....	287
10. Ryan Anderson (2007).....	283

SCORING AVERAGE (since 1970)

Senior

1. Dave Hoppen (1986).....	22.1
2. Eric Piatkowski (1994).....	21.5
3. Marvin Stewart (1971).....	21.4
4. Chuck Jura (1972).....	21.2
5. Jerry Fort (1976).....	19.0
6. Andre Smith (1981).....	18.3
7. Cookie Belcher (2001).....	16.4
8. Aleks Maric (2008).....	15.7
9. Venson Hamilton (1999).....	15.7
10. Rich King (1991).....	15.5

Junior

1. Dave Hoppen (1985).....	23.5
2. Tyronn Lue (1998).....	21.2
3. Jerry Fort (1975).....	20.2
4. Andre Smith (1980).....	19.4
5. Tyronn Lue (1997).....	18.8
6. Aleks Maric (2007).....	18.5
- Terran Petteway (2015).....	17.8
7. Jaron Boone (1995).....	17.5
Chuck Jura (1971).....	17.5
9. Eric Piatkowski (1993).....	16.7
10. Erick Strickland (1995).....	16.3

Sophomore

1. Dave Hoppen (1984).....	19.9
2. Tyronn Lue (1997).....	18.8
3. Jerry Fort (1974).....	18.0
4. Terran Petteway (2014).....	18.1
5. Carl McPipe (1977).....	15.2
6. Jack Moore (1980).....	14.8
7. Eric Piatkowski (1992).....	14.3
8. Andre Smith (1979).....	13.5
9. Brian Banks (1977).....	13.3
10. Shavon Shields (2014).....	12.8

Freshman

1. Joe McCray (2005).....	15.5
2. Jerry Fort (1973).....	14.5
3. Dave Hoppen (1983).....	13.9
4. Jake Muhleisen (2002).....	11.7
5. Eric Piatkowski (1991).....	10.9
6. Ryan Anderson (2007).....	10.1
7. Andre Smith (1978).....	9.3
8. Cookie Belcher (1997).....	9.2
9. Ron Taylor (1974).....	8.83
10. Jorge Brian Diaz (2010).....	8.82

FIELD GOALS MADE (since 1970)

Senior

1. Eric Piatkowski (1994).....	226
2. Chuck Jura (1972).....	220
3. Marvin Stewart (1971).....	215
4. Rich King (1991).....	202
5. Jerry Fort (1976).....	201
6. Aleks Maric (2008).....	191
7. Venson Hamilton (1999).....	194
8. Andre Smith (1981).....	185
9. Stan Cloudy (1984).....	178
10. Cookie Belcher (2001).....	177

Junior

1. Dave Hoppen (1985).....	270
2. Tyronn Lue (1998).....	240
3. Andre Smith (1980).....	237
4. Jerry Fort (1975).....	218
5. Aleks Maric (2007).....	203
6. Jaron Boone (1995).....	199
7. Carl Hayes (1991).....	192
8. Carl McPipe (1978).....	190
9. Chuck Jura (1971).....	181
10. Eric Piatkowski (1993).....	178
- Terran Petteway (2015).....	177

Sophomore

1. Dave Hoppen (1984).....	220
2. Tyronn Lue (1997).....	215
3. Jerry Fort (1974).....	207
4. Carl McPipe (1977).....	183
5. Terran Petteway (2014).....	182
6. Brian Banks (1977).....	160
7. Jorge Brian Diaz (2011).....	150
8. Andre Smith (1979).....	146
9. Eric Piatkowski (1992).....	144
10. Jaron Boone (1994).....	138

Freshman

1. Dave Hoppen (1983).....	163
2. Jerry Fort (1973).....	151
3. Joe McCray (2005).....	143
4. Jorge Brian Diaz (2010).....	133
5. Cookie Belcher (1997).....	117
6. Jake Muhleisen (2002).....	115
7. Tyronn Lue (1996).....	105
Andre Smith (1978).....	105
9. Ryan Anderson (2007).....	103
10. Larry Florence (1997).....	92

3-POINTERS MADE (since 1987)

Senior

1. Cary Cochran (2002).....	89
2. Marcus Perry (2007).....	67
3. Brian Conklin (2004).....	66
4. Bo Spencer (2012).....	63
Eric Piatkowski (1994).....	63
6. Wes Wilkinson (2006).....	62
7. Paul Velander (2009).....	60
8. Jaron Boone (1996).....	59
Chris Cresswell (1992).....	59
10. Brian Carr (1987).....	58

Junior

1. Ray Gallegos (2013).....	83
2. Cary Cochran (2001).....	78
Tyronn Lue (1998).....	78
4. Jaron Boone (1995).....	70
5. Terran Petteway (2015).....	64
6. Ray Richardson (1989).....	57
7. Erick Strickland (1995).....	54
8. Danny Walker (2000).....	53
9. Andrew Drevo (2003).....	48
Eric Piatkowski (1993).....	48



Jerry Fort held the Husker freshman scoring average record from 1973 until 2005 when Joe McCray bettered his mark by nearly 1.0 point per game.

Sophomore

1. Brian Conklin (2002).....	65
2. Cary Cochran (2000).....	62
3. Ryan Anderson (2008).....	50
4. Terran Petteway (2014).....	48
Walter Pitchford (2014).....	48
6. Tyronn Lue (1997).....	47
Eric Piatkowski (1992).....	47
8. Erick Strickland (1994).....	41
9. Jamar Johnson (1992).....	39
10. Joe McCray (2006).....	37
Chris Cresswell (1990).....	37

Freshman

1. Joe McCray (2005).....	80
2. Ryan Anderson (2007).....	48
3. Jamel White (2006).....	44
Eric Piatkowski (1991).....	44
5. Eshaunte Jones (2010).....	40
6. Cary Cochran (1999).....	39
7. Jake Muhleisen (2002).....	35
8. Erick Strickland (1993).....	32
9. Cookie Belcher (1997).....	30
10. Marcus Walker (2006).....	26
Beau Reid (1988).....	26

REBOUNDS (since 1969)

Senior

1. Aleks Maric (2008).....	335
Venson Hamilton (1999).....	335
3. Chuck Jura (1972).....	305
4. Leroy Chalk (1971).....	290
5. Rich King (1991).....	274
6. Derrick Chandler (1993).....	252
7. Mikki Moore (1997).....	245
8. Steffon Bradford (2001).....	244
9. Jason Dourisseau (2006).....	240
10. Kimani Ffriend (2001).....	229

Junior

1. Venson Hamilton (1998).....	315
2. Kimani Ffriend (2000).....	263
3. Aleks Maric (2007).....	260
4. Dave Hoppen (1985).....	258
5. Tony Farmer (1991).....	251
Andre Smith (1980).....	251
7. Steffon Bradford (2000).....	243
Chuck Jura (1971).....	243
9. Derrick Chandler (1992).....	238
10. Leroy Chalk (1970).....	235

Sophomore

1. Venson Hamilton (1997).....	269
2. Leroy Chalk (1969).....	257
3. Aleks Maric (2006).....	251
4. Carl McPipe (1977).....	241
5. Bob Siegel (1975).....	227
6. Dave Hoppen (1984).....	207
7. Mikki Moore (1995).....	198
8. John Turek (2003).....	197
9. Rich King (1989).....	195
10. Chuck Jura (1970).....	192

Freshman

1. Aleks Maric (2005).....	169
2. John Turek (2002).....	162
3. Venson Hamilton (1996).....	161
Dave Hoppen (1983).....	161
5. Shavon Shields (2013).....	144
Andre Smith (1978).....	144
7. Joe McCray (2005).....	140
8. Jorge Brian Diaz (2010).....	133
9. Ryan Anderson (2007).....	129
10. Cookie Belcher (1997).....	126

ASSISTS (since 1974)

Senior

1. Charles Richardson Jr. (2007).....	179
2. Brian Carr (1987).....	166
3. Lance Jeter (2011).....	145
4. Eric Johnson (1989).....	135
5. Jaron Boone (1996).....	134
6. Cookie Belcher (2001).....	131
7. Beau Reid (1991).....	130
8. David Ponce (1984).....	124
9. Jamar Johnson (1994).....	123
10. Erick Strickland (1996).....	119
Allen Holder (1977).....	119

Junior

1. Brian Carr (1996).....	201
2. Tyronn Lue (1998).....	152
3. Cookie Belcher (1999).....	138
4. Lance Jeter (2010).....	134
5. Erick Strickland (1995).....	133
6. Tom Wald (1995).....	128
7. Jaron Boone (1995).....	116
8. Eric Johnson (1988).....	112
9. Clifford Scales (1990).....	110
10. Jack Moore (1981).....	108

Sophomore

1. Brian Carr (1985).....	237
2. Jack Moore (1980).....	145
3. Tyronn Lue (1997).....	136
4. Beau Reid (1989).....	135
5. Jamar Johnson (1992).....	130
6. Cookie Belcher (1998).....	124
7. Cookie Miller (2009).....	109
Jaron Boone (1994).....	109
9. Eric Piatkowski (1992).....	97
10. Erick Strickland (1994).....	96
Brian Banks (1977).....	96

Freshman

1. Tyronn Lue (1996).....	144
2. Cookie Miller (2008).....	109
3. Jake Muhleisen (2002).....	105
4. Jaron Boone (1993).....	87
5. Brian Carr (1984).....	78
6. Marcus Walker (2006).....	74
7. Benny Parker (2013).....	69
8. Cookie Belcher (1997).....	68
Eric Piatkowski (1991).....	68
10. Charles Richardson Jr. (2004).....	66
Erick Strickland (1993).....	66

STEALS (since 1978)

Senior

1. Cookie Belcher (2001).....	82
2. Eric Johnson (1989).....	68
3. Venson Hamilton (1999).....	67
Brian Carr (1987).....	67
5. Clifford Scales (1991).....	64
6. Erick Strickland (1996).....	61
7. Lance Jeter (2011).....	57
8. Charles Richardson Jr. (2007).....	56
9. Brandon Richardson (2012).....	54
10. Ryan Anderson (2010).....	53

Junior

1. Cookie Belcher (1999).....	102
2. Erick Strickland (1995).....	89
3. Tyronn Lue (1998).....	63
4. Eric Johnson (1988).....	60
5. Carl Hayes (1991).....	54
6. Venson Hamilton (1998).....	53
7. Jamar Johnson (1993).....	52
8. Brennon Clemmons (2002).....	48
9. Ray Gallegos (2013).....	46
10. Stan Cloudy (1983).....	45
Benny Parker (2015).....	43

Sophomore

1. Cookie Belcher (1998).....	75
2. Erick Strickland (1994).....	60
3. Ryan Anderson (2008).....	47
4. Venson Hamilton (1997).....	46
5. Cookie Miller (2009).....	45
6. Jack Moore (1980).....	42
7. Tyronn Lue (1997).....	41
8. Brian Carr (1985).....	40
9. Jamar Johnson (1992).....	38
Carl Hayes (1990).....	38

Freshman

1. Cookie Belcher (1997).....	87
2. Cookie Miller (2008).....	57
3. Tyronn Lue (1996).....	50
4. Erick Strickland (1993).....	47
5. Joe McCray (2005).....	32
Clifford Scales (1988).....	32
7. Jake Muhleisen (2002).....	28
8. Jaron Boone (1993).....	26
9. Brandon Richardson (2009).....	25
Ryan Anderson (2007).....	25

BLOCKED SHOTS (since 1978)

Senior

1. Mikki Moore (1997).....	88
2. Venson Hamilton (1999).....	80
3. Kimani Ffriend (2001).....	74
4. Rich King (1991).....	68
5. Wes Wilkinson (2006).....	61
6. Aleks Maric (2008).....	57
7. Derrick Chandler (1993).....	53
8. John Turek (2005).....	35
9. Andre Almeida (2013).....	32
10. Carl McPipe (1979).....	30

Junior

1. Derrick Chandler (1992).....	91
2. Kimani Ffriend (2000).....	85
3. Mikki Moore (1996).....	71
4. Venson Hamilton (1998).....	66
5. Rich King (1990).....	45
6. Andre Almeida (2011).....	39
John Turek (2004).....	37
8. Aleks Maric (2007).....	33
Wes Wilkinson (2005).....	33
10. Jorge Brian Diaz (2012).....	31
Terran Petteway (2015).....	27

Sophomore

1. Mikki Moore (1995).....	67
2. Venson Hamilton (1997).....	56
3. John Turek (2003).....	52
4. Rich King (1989).....	50
5. Aleks Maric (2006).....	39
6. Jorge Brian Diaz (2011).....	38
7. Terrance Badgett (1994).....	26
8. Louis Truscott (2000).....	24
Terran Petteway (2014).....	24
10. Bruce Chubick (1992).....	23

Freshman

1. Jorge Brian Diaz (2010).....	41
2. John Turek (2002).....	39
Venson Hamilton (1996).....	39
4. Cookie Belcher (1997).....	20
Rich King (1988).....	20
6. Brant Harriman (1988).....	19
Dave Hoppen (1983).....	19
8. Toney McCray (2009).....	18
Eric Piatkowski (1991).....	18
10. Aleks Maric (2005).....	16

CONFERENCE TOURNAMENT RESULTS

BIG EIGHT

1977 (NU, 0-1)
at Kansas 61, Nebraska 58,
Tournament Champion: Kansas State
Regular-Season Champion: Kansas State

1978 (NU, 1-1)
Nebraska 71, Oklahoma State 63
Missouri 61, Nebraska 58
Tournament Champion: Missouri
Regular-Season Champion: Kansas

1979 (NU, 0-1)
at Kansas State 61, Nebraska 60 (2OT)
Tournament Champion: Oklahoma
Regular-Season Champion: Oklahoma

1980 (NU, 1-1)
Nebraska 75, Oklahoma 68
Kansas State 60, Nebraska 59
Jack Moore, All-Tournament
Regular-Season Champion: Missouri
Tournament Champion: Kansas State

1981 (NU, 0-1)
Colorado 70, Nebraska 66
Tournament Champion: Kansas
Regular-Season Champion: Missouri

1982 (NU, 1-1)
Nebraska 60, Oklahoma State 49
Missouri 58, Nebraska 53
Tournament Champion: Missouri
Regular-Season Champion: Missouri

1983 (NU, 1-1)
Nebraska 94, Iowa State 71
Missouri 69, Nebraska 63
Tournament Champion: Oklahoma St.
Regular-Season Champion: Missouri

1984 (NU, 0-1)
Kansas State 41, Nebraska 39
Tournament Champion: Kansas
Champion: Oklahoma St. (13-1, 29-5)

1985 (NU, 0-1)
at Kansas 74, Nebraska 69
Tournament Champion: Oklahoma
Champion: Oklahoma (13-1, 31-6)

1986 (NU, 1-1)
Nebraska 82, Oklahoma State 75
Iowa State 75, Nebraska 58
Bernard Day, All-Tournament
Tournament Champion: Kansas
Champion: Kansas (13-1, 35-4)

1987 (NU, 0-1)
Kansas State 47, Nebraska 45
Tournament Champion: Missouri
Regular-Season Champion: Missouri

1988 (NU, 0-1)
Kansas State 75, Nebraska 70
Tournament Champion: Oklahoma
Regular-Season Champion: Oklahoma

1989 (NU, 0-1)
Missouri 98, Nebraska 70
Tournament Champion: Missouri
Regular-Season Champion: Oklahoma

1990 (NU, 0-1)
Oklahoma 78, Nebraska 65
Tournament Champion: Oklahoma
Regular-Season Champion: Missouri

1991 (NU, 2-1)
Nebraska 117, Oklahoma 113 (OT)
Nebraska 87, Kansas 83
Missouri 90, Nebraska 82
Clifford Scales and Tony Farmer,
All-Tournament
Tournament Champion: Missouri
Regular-Season Co-Champions: Oklahoma St.; Kansas

1992 (NU, 0-1)
Oklahoma 107, Nebraska 85
Tournament Champion: Kansas
Regular-Season Champion: Kansas

1993 (NU, 0-1)
Kansas State 47, Nebraska 45
Tournament Champion: Missouri
Regular-Season Champion: Kansas

1994 (NU, 3-0)
Nebraska 105, Oklahoma 88
Nebraska 98, Missouri 91
Nebraska 77, Oklahoma State 66
Tournament Champion: Nebraska
All-Tournament: Eric Piatkowski (MVP),
Bruce Chubick, Jaron Boone,
Regular-Season Champion: Missouri

1995 (NU, 0-1)
Oklahoma State 68, Nebraska 48
Tournament Champion: Oklahoma St.
Regular-Season Champion: Kansas

1996 (NU, 0-1)
Iowa State 62, Nebraska 60
Tournament Champion: Iowa State
Regular-Season Champion: Kansas

BIG 12

1997 (NU, 0-1)
Missouri 78, Nebraska 72
Tournament Champion: Kansas
Regular-Season Champion: Kansas

1998 (NU, 1-1)
Nebraska 65, Baylor 46
Kansas 91, Nebraska 59
Tournament Champion: Kansas
Regular-Season Champion: Kansas

1999 (NU, 1-1)
Nebraska 69, Texas Tech 50
Kansas 77, Nebraska 53
Tournament Champion: Kansas
Regular-Season Champion: Texas

2000 (NU, 0-1)
Baylor 63, Nebraska 55
Tournament Champion: Iowa State
Regular-Season Champion: Iowa State

2001 (NU, 0-1)
Kansas State 72, Nebraska 68
Tournament Champion: Oklahoma
Regular-Season Champion: Iowa State

2002 (NU, 0-1)
Colorado 67, Nebraska 60
Tournament Champion: Oklahoma
Regular-Season Champion: Kansas

2003 (NU, 0-1)
Missouri 70, Nebraska 61
Tournament Champion: Oklahoma
Regular-Season Champion: Kansas

2004 (NU, 0-1)
Oklahoma 63, Nebraska 59
Tournament Champion: Oklahoma St.
Regular-Season Champion: Oklahoma St.

2005 (NU, 0-1)
Missouri 70, Nebraska 67
Tournament Champion: Oklahoma St.
Regular-Season Co-Champions: Oklahoma, Kansas

2006 (NU, 2-1)
Nebraska 71, Missouri 64
Nebraska 69, Oklahoma 63
Kansas 79, Nebraska 65
Tournament Champion: Kansas
Regular-Season Co-Champion: Texas, Kansas

2007 (NU, 0-1)
Oklahoma State 54, Nebraska 39
Tournament Champion: Kansas
Regular-Season Champion: Kansas

2008 (NU, 1-1)
Nebraska 61, Missouri 56
Kansas 64, Nebraska 54
Tournament Champion: Kansas

Regular-Season Co-Champions: Texas and Kansas

2009 (NU, 0-1)
Baylor 65, Nebraska 49
Tournament Champion: Missouri
Regular-Season Champion: Kansas

2010 (NU, 1-1)
Nebraska 75, Missouri 60
Texas A&M 70, Nebraska 64
Tournament Champion: Kansas
Regular-Season Champion: Kansas

2011 (NU, 0-1)
Oklahoma State 53, Nebraska 52
Tournament Champion: Kansas
Regular-Season Champion: Kansas

BIG TEN

2012 (NU, 0-1)
Purdue 79, Nebraska 61
Tournament Champion: Michigan State
Regular-Season Champions: Ohio State,
Michigan State, Michigan

2013 (NU, 1-1)
Nebraska 57, Purdue 55
Ohio State 70, Nebraska 51
Tournament Champion: Ohio State
Regular-Season Champion: Indiana

2014 (NU, 0-1)
Ohio State 71, Nebraska 67
Tournament Champion: Michigan State
Regular-Season Champion: Michigan

BIG TEN TOURNAMENT RECORD VS. OPPONENT

NU Opponent	League	League	League
	Tourney	Tourney	Tourney
	In Indy	In Chicago	In Chicago
Illinois	0-0	0-0	0-0
Indiana	0-0	0-0	0-0
Iowa	0-0	0-0	0-0
Michigan	0-0	0-0	0-0
Michigan State	0-0	0-0	0-0
Northwestern	0-0	0-0	0-0
Ohio State	0-2	0-1	0-1
Penn State	0-0	0-0	0-0
Purdue	1-1	0-1	1-0
Wisconsin	0-0	0-0	0-0
Total	1-3	0-2	1-1

CONFERENCE TOURNAMENTS

NEBRASKA BY ROUND

First*

Home: 0-0
Away: 0-0
Indianapolis: 0-1
Chicago: 1-0
Big Ten: 1-1
All-Time: 5-11

Quarterfinals

Indianapolis: 0-1
Chicago: 0-1
Big Ten: 0-1
All-Time: 9-18

Semifinals

Indianapolis: 0-0

Chicago: 0-0
Big Ten: 0-0
All-Time: 2-7

Championship

Indianapolis: 0-0
Chicago: 0-0
Big Ten: 0-0
All-Time: 1-1

Totals

Indianapolis: 0-1
Chicago: 0-0
All-Time: 16-35

*-First round refers to opening round of Big 12 tourney or Big Ten Tournament; quarterfinals are opening round of Big Eight tourney, quarterfinals of Big 12 or quarterfinals of Big Ten Tournament.

CONFERENCE TOURNAMENT RECORDS

INDIVIDUAL GAME

Points--42; Eric Piatkowski vs. Oklahoma, 1994
 Opponent--34; Jeff Webster, Oklahoma, 1994
 Field Goals--14; Eric Piatkowski vs. Oklahoma, 1994 (23 att.)
 Opponent--12; Jeff Webster, Oklahoma, 1994 (21 att.)
 Field Goal Attempts--23; Eric Piatkowski vs. Oklahoma, 1994 (14 made); Tyronn Lue vs. Missouri, 1997 (10 made)
 Opponent--21; John Douglas, Kansas, Feb. 26, 1977 (9 made); Jeff Webster, Oklahoma, 1994 (12 made); Larry Reid, Kansas State, March 3, 2001 (10 made)
 Field Goals, No Misses--6; Andre Smith vs. Colorado, 1981
 Opponent--8; Ed Nealy, Kansas State, 1980
 3-Point Field Goals--6; Cary Cochran vs. Colorado, 2002 (11 att.)
 Opponent--6; Randy Rutherford, Oklahoma State, 1994 (11 att.); Blair Wilson, Colorado, 2002 (11 att.)
 3-Point Field Goal Attempts--11; Cary Cochran vs. Colorado, 2002 (6 made)
 Opponent--14; Mark Atkins, Missouri, 1994 (4 made)
 3-Point Field Goal Pct.--1.000; Clifford Scales vs. Oklahoma, 1991 (3-3); Marcus Perry, vs. Oklahoma, 2006 (3-3)
 Opponent--.750; Askia Jones, Kansas State, 1993 (3-4).750; Curtis Jerrells, Baylor, 2009 (3-4)
 Free Throws--13; Tony Farmer, vs. Kansas, 1991 (16 att.)
 Opponent--12; Doug Smith, Missouri, 1991 (14 att.)
 Free Throw Attempts--16; Tony Farmer vs. Kansas, 1991 (13 made)
 Opponent--14; Doug Smith, Missouri, 1991 (12 made)
 Free Throws Made, No Misses--*12; Tony Farmer vs. Oklahoma, 1991
 Opponent--11; Mark Tucker, Oklahoma State, 1978
 Rebounds--16; Bruce Chubick vs. Missouri, 1994
 Opponent--20; Kevin Rogers, Baylor, 2009
 Assists--14; Brian Carr at Kansas, 1985
 Opponent--9; Lee Coward, Missouri, 1989
 Blocked Shots--5; Derrick Chandler vs. Kansas State, 1993
 Opponent--8; John Flippen, Baylor, 2000
 Steals--8; Venson Hamilton vs. Texas Tech, 1999
 Opponent--6; Nick Bradford, Kansas, 1998
 Minutes--50; Andre Smith and Brian Banks at Kansas State, 1979
 Opponent--50; Glenn Marshall, Kansas State, 1979

INDIVIDUAL CAREER

Points--136; Eric Piatkowski, 1991-94 (8 games)
 Field Goals--45; Eric Piatkowski, 1991-94 (110 att., 8 games)
 Field Goal Attempts--110; Eric Piatkowski, 1991-94 (45 made, 8 games)
 Field Goal Percentage--.667; Mike Naderer, 1978-81 (24-36, 6 games)
 3-Point Field Goals--13; Eric Piatkowski, 1991-94 (47 att., 8 games); Erick Strickland, 1993-96 (30 att., 6 games)
 3-Point Field Goal Attempts--47; Eric Piatkowski, 1991-94 (13 made, 8 games)
 3-Point Field Goal Pct.--.556; Eric Johnson, 1988-89 (5-9, 2 games)
 Free Throws--33; Eric Piatkowski, 1991-94 (41 att., 8 games)
 Free Throw Attempts--41; Eric Piatkowski, 1991-94 (33 made, 8 games)
 Free Throw Percentage--.900; Jack Moore, 1980-82 (27-30, 5 games)
 Rebounds--54; Aleks Maric, 2005-08 (7 games)
 Assists--29; Brian Carr, 1984-87 (5 games)
 Blocked Shots--15; Venson Hamilton, 1996-99 (6 games)
 Steals--15; Venson Hamilton, 1996-99 (6 games)
 Minutes Played--255; Eric Piatkowski, 1991-94 (8 games)
 Minutes Per Game--*40.75; Brian Banks, 1977-79 (163 in 4 games)
 *Indicates overall tournament record

TEAM GAME

Points--117; vs. Oklahoma, 1991 (OT)
 Opponent--113; Oklahoma, 1991 (OT)
 Points in Half--59; vs. Oklahoma, 1991 (2nd)
 Opponent--59; Missouri, 1994 (2nd)
 Field Goals--38; vs. Oklahoma, 1991 (84 att.)
 Opponent--39; Missouri, 1989 (68 att.); Oklahoma, 1992 (73 att.)

Field Goal Attempts--84; vs. Oklahoma, 1991 (38 made)
 Opponent--82; Missouri, 1994 (32 made)
 Field Goal Percentage--.646; vs. Oklahoma State, 1986 (31-48)
 Opponent--.610; Missouri, 1983 (25-41)
 3-Point Field Goals--10; vs. Missouri, 1994 (24 att.); vs. Missouri, 2003 (33 att.)
 Opponent--12; Baylor, 2000 (27 att.)
 3-Point Field Goals Attempted--*33; vs. Missouri, 2003 (10 made)
 Opponent--28; Missouri, 1994 (7 made)
 3-Point Field Goal Pct.--.571; vs. Kansas, 1991 (4-7)
 Opponent--.692; Oklahoma, 1992 (9-13)
 Free Throws--34; vs. Iowa State, 1983 (42 att.); Oklahoma, 1991 (41 att.)
 Opponent--37; Oklahoma, 1991 (51 att.)
 Free Throw Attempts--42; vs. Iowa State, 1983 (34 made)
 Opponent--*51; Oklahoma, 1991 (37 made)
 Free Throw Percentage--1.000; vs. Baylor, 2009 (10-10)
 Opponent--.923; Missouri, 1991 (12-13)
 Rebounds--55; vs. Oklahoma, 1991
 Opponent--53; Kansas, 1998
 Assists--22; vs. Oklahoma State, 1986
 Opponent--26; Kansas, 1998
 Blocked Shots--10; vs. Iowa State, 1996
 Opponent--9; Baylor, 2000; Colorado, 2002
 Steals--23; vs. Texas Tech, 1999
 Opponent--15; Kansas, 1999



Venson Hamilton scored more than 1,400 career points and was the first player in Nebraska history to record more than 1,000 career rebounds.