



2022 PENN STATE BASEBALL

PENN STATE VS. MAINE/WILLIAM & MARY | FEBRUARY 25-27, 2022 | CARY, N.C.

2022 SCHEDULE

Date Opponent Time/Result

FEBRUARY

| | | |
|----|---------------------------------|-----------------|
| 18 | vs. Monmouth (Cary, N.C.) | L, 1-10 |
| 19 | vs. LIU (DH) (Cary, N.C.) | W, 14-3/L, 8-11 |
| 20 | vs. Northeastern (Cary, N.C.) | L, 1-8 |
| 25 | vs. Maine (Cary, N.C.) | 2 p.m. |
| 26 | vs. Maine (DH) (Cary, N.C.) | noon |
| 27 | vs. William & Mary (Cary, N.C.) | 1 p.m. |

MARCH

| | | |
|----|-------------------------|----------------|
| 4 | at #5 Virginia | 3 p.m. |
| 5 | at #5 Virginia | 1 p.m. |
| 6 | at #5 Virginia | 1 p.m. |
| 8 | at VMI | 3 p.m. |
| 11 | vs. UMass (Cary, N.C.) | 2 p.m. |
| 12 | vs. UMass (Cary, N.C.) | 1 p.m. |
| 13 | vs. UMass (Cary, N.C.) | 11 a.m. |
| 15 | NIAGARA | 5 P.M. |
| 16 | NIAGARA | 5 P.M. |
| 18 | MILWAUKEE | 5 P.M. |
| 19 | MILWAUKEE | 1 P.M. |
| 20 | MILWAUKEE | 11 A.M. |
| 22 | YOUNGSTOWN STATE | 6 P.M. |
| 25 | RUTGERS* | 6 P.M. |
| 26 | RUTGERS* | 1 P.M. |
| 27 | RUTGERS* | 1 P.M. |
| 29 | PITTSBURGH | 6 P.M. |
| 30 | ST. BONAVENTURE | 6 P.M. |

APRIL

| | | |
|----|-------------------------|---------------|
| 1 | at Maryland* | 6:30 p.m. |
| 2 | at Maryland* | 2 p.m. |
| 3 | at Maryland* | 1 p.m. |
| 6 | BUCKNELL | 6 P.M. |
| 8 | at Northwestern* | 4:30 p.m. |
| 9 | at Northwestern* | 3 p.m. |
| 10 | at Northwestern* | 2 p.m. |
| 12 | WEST VIRGINIA | 6 P.M. |
| 14 | PURDUE* | 6 P.M. |
| 15 | PURDUE* | 6 P.M. |
| 16 | PURDUE* | 1 P.M. |
| 20 | MOUNT ST. MARY'S | 6 P.M. |
| 22 | at Minnesota* | 7 p.m. |
| 23 | at Minnesota* | 3 p.m. |
| 24 | at Minnesota* | 11 a.m. |
| 26 | BUCKNELL | 6 P.M. |
| 27 | at West Virginia | 6:30 p.m. |
| 29 | OMAHA | 6 P.M. |
| 30 | OMAHA | 6 P.M. |

MAY

| | | |
|-------|--------------------------------------|---------------|
| 1 | OMAHA | 1 P.M. |
| 6 | MICHIGAN STATE* | 6 P.M. |
| 7 | MICHIGAN STATE* | 1 P.M. |
| 8 | MICHIGAN STATE* | 1 P.M. |
| 10 | at Georgetown (Bowie Baysox Stadium) | 6 p.m. |
| 13 | at Ohio State* | 6:05 p.m. |
| 14 | at Ohio State* | 3:05 p.m. |
| 15 | at Ohio State* | 1:05 p.m. |
| 17 | at Pittsburgh (PNC Park) | 6 p.m. |
| 19 | ILLINOIS* | 6 P.M. |
| 20 | ILLINOIS* | 6 P.M. |
| 21 | ILLINOIS* (Senior Day) | 1 P.M. |
| 25-29 | Big Ten Tournament (Omaha, Neb.) | TBA |

STRATEGIC COMMUNICATIONS

Primary Contact.....Paul Marboe
 Office Phone.....814-865-1757
 Cell Phone.....814-777-7604
 Email.....prms5118@psu.edu

PENN STATE NITTANY LIONS
(1-3, 0-0 BIG TEN)



vs.

MAINE BLACKBEARS/WILLIAM & MARY TRIBE
(0-3, 0-0 AMERICA EAST)/(3-1, 0-0 CAA)



GOPSUSPORTS.COM | @PENNSTATEBASE

VENUE | USA BASEBALL COMPLEX - COLEMAN FIELD

ONLINE | Links to live video, live audio and live stats available at GoPSUSports.com

LEADING OFF

- Penn State continues the early portion of the 2022 season with matchups against Maine and William & Mary.
- The Nittany Lions meet Maine on Friday and Saturday with Saturday's contests being played as a doubleheader.
- Penn State finishes the weekend against William & Mary on Sunday.
- The Nittany Lions went 1-3 on opening weekend, with a win coming over LIU, 14-3.
- Matt Wood had a standout first weekend, going 6-for-14 at the plate (.429) with two doubles, three homers, seven RBI and eight runs.
- He tied for the second-most homers in the country last weekend.
- Wood crushed two homers and a double in PSU's win over LIU. He followed with a solo homer on Sunday vs. Northeastern.
- Jay Harry batted .412 on opening weekend with seven hits and three RBI.
- Kellan Tulio picked up his first win at Penn State, going five innings and allowing one run vs. LIU.
- Tommy Molsky had an impressive freshman debut, throwing six innings, giving up two unearned runs, and striking out four against Northeastern.

PROJECTED ROTATION



Travis Luensmann
RHP | So. | 6-6 | 234
Altoona, Pa.
1 Appearance/1 Start
0-1, 4.15 ERA, 7K/5BB



Kellan Tulio
LHP | Jr. | 6-2 | 215
Emmaus, Pa.
1 Appearance/1 Start
1-0, 1.80 ERA, 4K/1BB



Mason Mellott
RHP | Gr. | 6-0 | 205
State College, Pa.
1 Appearance/1 Start
0-0, 9.00 ERA, 2K/3BB



Tommy Molsky
RHP | Fr. | 6-1 | 160
Dillsburg, Pa.
1 Appearance/1 Start
0-1, 0.00 ERA, 3K/1BB

| No. | Name | Pos. | B/T | Yr. | Ht. | Wt. | Hometown/High School/Last School |
|-----|---------------------|-------------|-----|-------|------|---|---|
| 1 | Jay Harry | IF | L/R | So. | 6-0 | 195 | Metuchen, N.J./Metuchen |
| 2 | Kyle Hannon | IF/OF | L/R | So. | 5-10 | 194 | Harrisburg, Pa. / Red Land |
| 3 | Cole Bartels | OF/IF | R/R | Gr. | 6-3 | 195 | Belmont, Mass. / Belmont |
| 4 | Tyson Cooper | C/IF | S/R | R-So. | 5-9 | 200 | State College, Pa. / State College Area |
| 5 | Carson Ertter | OF | L/L | Jr. | 5-10 | 175 | Ebensburg, Pa. / Bishop Carroll Catholic |
| 6 | Joe Nastasi | RHP | R/R | So. | 6-0 | 217 | State College, Pa. / State College |
| 7 | C.J. Pittaro | IF | L/R | So. | 6-1 | 195 | Hamilton, N.J. / Steinert / Vanderbilt |
| 8 | Patrick DeMarco | RHP | R/R | Fr. | 6-1 | 200 | Los Angeles, Calif. / Marantha |
| 9 | Connor Throneberry | IF/RHP | R/R | Fr. | 6-6 | 230 | St. Louis, Mo. / Marquette Senior |
| 10 | Tanner Folds | LHP | R/L | Fr. | 6-1 | 195 | Calhoun, Ga. / Sonoraville |
| 11 | Chad Rogers | RHP | R/R | So. | 6-5 | 220 | Mentor, Ohio/Mentor |
| 12 | Kellan Tulio | LHP | L/L | Jr. | 6-2 | 215 | Emmaus, Pa. / Emmaus / Louisville |
| 13 | Tayven Kelley | OF | R/R | Jr. | 6-3 | 200 | Boiling Springs, Pa. / Boiling Springs |
| 14 | Matt Wood | C | L/R | Jr. | 5-10 | 190 | Gibsonia, Pa. / Pine Richland |
| 15 | Brenden Franks | IF/RHP | R/R | Jr. | 6-3 | 205 | State College, Pa. / State College |
| 17 | Seneca Gregory | RHP | R/R | Fr. | 6-4 | 225 | Stafford, Va. / Mountain View |
| 18 | Mason Mellott | RHP | R/R | Gr. | 6-0 | 205 | State College, Pa. / State College Area |
| 19 | Derek Cease | RHP/IF | R/R | Fr. | 5-8 | 150 | Plymouth, Pa. / Greater Nanticoke Area |
| 20 | Blaise Sclafani | RHP | R/R | Sr. | 6-6 | 200 | Souderton, Pa. / Souderton / UMass Lowell |
| 21 | Steven Miller | RHP | R/R | Sr. | 6-1 | 190 | Pittsburgh, Pa. / North Hills |
| 22 | Johnny Piacentino | OF | R/R | Jr. | 5-11 | 185 | Cherry Hill, N.J. / Bishop Eustace Prep |
| 23 | Jake Cooper | IF | R/R | Fr. | 5-9 | 195 | State College, Pa. / State College Area |
| 24 | Jaden Henline | RHP | L/R | So. | 6-2 | 195 | New Cumberland, Pa. / Red Land |
| 25 | Chase Renner | RHP | R/R | Fr. | 6-4 | 190 | Alburtis, Pa. / Brandywine Heights |
| 27 | Tommy Molsky | RHP | R/R | Fr. | 6-1 | 160 | Dillsburg, Pa. / Northern York County |
| 28 | Hutch Gagnon | LHP | L/L | Sr. | 6-3 | 220 | Downingtown, Pa. / Downingtown East |
| 29 | Carson Kohls | RHP | R/R | So. | 6-0 | 195 | Sacramento, Calif. / El Camino |
| 30 | Anthony Steele | 1B/LHP/OF/L | Fr. | 6-4 | 225 | Shelton, Conn. / Shelton | |
| 31 | Ryan Partridge | LHP | R/L | Jr. | 6-3 | 215 | Wexford, Pa. / North Allegheny |
| 33 | Travis Luensmann | RHP | R/R | So. | 6-6 | 234 | Altoona, Pa. / Bellewood-Antis / South Carolina |
| 34 | Richie Paltridge | LHP/1B/OF/L | So. | 6-3 | 194 | Montgomery, N.Y. / John S. Burke Catholic | |
| 35 | Billy Gerlott | OF/IF | R/R | So. | 6-1 | 195 | Auburn, Pa. / Blue Mountain |
| 36 | Tyler Shingledecker | LHP | R/L | Sr. | 6-3 | 185 | Huntersville, N.C. / Hough |
| 37 | Jordan Morales | LHP | R/L | Jr. | 5-9 | 175 | Souderton, Pa. / Souderton / LaSalle |
| 40 | Ben Kailher | IF | R/R | Jr. | 5-8 | 160 | Rumford, R.I. / Providence Country Day |
| 41 | Josh Spiegel | C/1B | R/R | R-Jr. | 6-3 | 206 | Jennette, Pa. / Penn Trafford / Oklahoma State |
| 44 | Devin Fletcher | RHP | R/R | Fr. | 6-8 | 215 | Bethlehem, Pa. / Liberty |
| 46 | Noah Burke | OF | L/R | Fr. | 6-0 | 192 | Pittsburgh, Pa. / Canon McMillan |
| 49 | Ben DeMell | RHP/IF | L/R | Fr. | 6-5 | 205 | Concord, Ohio / Gilmour Academy |

ALPHABETICAL ROSTER

- 3 Cole Bartels
- 46 Noah Burke
- 19 Derek Cease
- 23 Jake Cooper
- 4 Tyson Cooper
- 8 Patrick DeMarco
- 49 Ben DeMell
- 5 Carson Ertter
- 44 Devin Fletcher
- 10 Tanner Folds
- 15 Brenden Franks
- 28 Hutch Gagnon
- 35 Billy Gerlott
- 17 Seneca Gregory
- 2 Kyle Hannon
- 1 Jay Harry
- 24 Jaden Henline
- 40 Ben Kailher
- 29 Carson Kohls
- 33 Travis Luensmann
- 18 Mason Mellott
- 21 Steven Miller
- 27 Tommy Molsky
- 37 Jordan Morales
- 6 Joe Nastasi
- 34 Richie Paltridge
- 31 Ryan Partridge
- 22 Johnny Piacentino
- 7 C.J. Pittaro
- 25 Chase Renner
- 11 Chad Rogers
- 20 Blaise Sclafani
- 36 Tyler Shingledecker
- 41 Josh Spiegel
- 30 Anthony Steele
- 9 Connor Throneberry
- 12 Kellan Tulio
- 14 Matt Wood

PRONUNCIATION GUIDE

- 19 Derek **Cease** See-ce
- 40 Ben **Kailher** Kal-er
- 33 Travis **Luensmann** Lunns-min
- 18 Mason **Mellott** MEL-lot
- 22 Johnny **Piacentino** Pea-ess-en-tee-no
- 7 C.J. **Pittaro** Pi-TAR-o
- 41 Josh **Spiegel** Spee-gol
- 12 Kellan **Tulio** TOO-lee-oh

ROSTER BREAKDOWN BY STATE

- California - 2
- Connecticut - 1
- Georgia - 1
- Massachusetts - 1
- Missouri - 1
- New Jersey - 3
- New York - 1
- North Carolina - 1
- Ohio - 2
- Pennsylvania - 25
- Rhode Island - 1
- Virginia - 1

ROSTER BREAKDOWN BY ELIGIBILITY

- Freshmen - 12
- Sophomores - 11
- Juniors - 10
- Seniors/Graduates - 6

ROSTER BREAKDOWN BY POSITION

- Catchers - 3
- Infielders - 14
- Outfielders - 9
- Left-Handed Pitchers - 8
- Right-Handed Pitchers - 17

PENN STATE QUICK FACTS

GENERAL INFORMATION

Location University Park, Pa.
 Founded 1855
 Enrollment 47,559
 Colors Blue and White
 Conference Big Ten
 Nickname Nittany Lions
 President Eric J. Barron
 Director of Athletics Sandy Barbour

TEAM INFORMATION

2021 Record 18-24
 2021 Big Ten Record/Finish 18-24/9th
 Postseason None
 All-Time Record (Years) 2,080-1,525-21 (133)
 All-Time Big Ten Record (Years) 322-415 (30)
 NCAA Tournament Appearances 19
 NCAA Tournament Record 25-24
 NCAA Super Regional Appearances 1
 College World Series Appearances 5
 (1952, 1957, 1959, 1963, 1973)
 Best CWS Finish Second (1957)
 Last NCAA Tournament Appearance 2000

BASEBALL STAFF

Head Coach Rob Cooper
 PSU Record (Years) 148-219 (8)
 Career Record (Years) 434-449 (16)
 Assistant Coaches Josh Newman
(Pitching)
 Sean Moore (Hitting)
 Volunteer Asst. Coach Dallas Burke
(Hitting/Catchers)
 Dir. of Operations/Player Development...
 Jake Stone
 Athletic Trainer Rebecca Barta

STADIUM INFORMATION

Home Stadium ... Medlar Field at Lubrano Park
 First Season 2007
 Capacity 5,406
 Press Box Phone (814) 441-9145

MEDIA RELATIONS INFORMATION

Baseball Contact Paul Marboe
 Cell Phone (814) 206-6338
 Email prm5118@psu.edu
 Website GoPSUsports.com
 Twitter @PennStateBASE
 Instagram @PennStateBASE
 Facebook Page facebook.com/
 pennstatebaseball

Wood Returns To Lead Catchers

- Junior Matt Wood returned to the squad after receiving Second Team All-Big Ten honors last season.
- Wood began the 2022 campaign going 6-for-14 (.429) at the plate with two doubles and three homers. He drove in seven RBI and scored eight runs.
- Wood went 3-for-4 with four RBI and four runs while crushing two homers and a double in game one against LIU. He added a homer against Northeastern.
- In D1baseball's preseason rankings, Wood was tabbed as the top catcher in the Big Ten and the 16th-best catcher in the country.
- In 2021, Wood batted .295 with 15 extra-base hits and 21 RBI while collecting 11 multi-hit games and six multi-RBI games. He also threw out six base stealers.
- Fellow junior Josh Spiegel split time between catcher and designated hitter in 2021 and notched 15 extra-base hits and 22 RBI.
- He collected five hits, including three doubles, in 15 at-bats on opening weekend.
- Redshirt sophomore Tyson Cooper made three starts in 2021.

Harry Looks To Build On Freshman Success, Guide Infield

- Shortstop Jay Harry batted .412 (7-for-17) with three RBI on opening weekend.
- Harry posted 10 doubles, a homer and 18 RBI as a freshman, registering seven multi-hit games.
- Fellow sophomore Kyle Hannon started nine games in 2021.
- Hannon collected four hits, including two doubles, and drove in four runs last weekend.
- In game one against LIU, Hannon recorded two hits, including a double, and two RBI.
- Sophomore C.J. Pittaro transferred in from Vanderbilt, where he batted .333 and drove in three runs in five appearances.
- Pittaro drove in two runs in his collegiate debut vs. Western Kentucky (2/24/21).

Pitching Staff Features Balanced Mix Of Veterans And Youth

- Penn State will be challenged with replacing a 2021 rotation that featured three MLB draft selections in Conor Larkin (9th round, Toronto Blue Jays), Kyle Virbitsky (17th round, Oakland A's) and Bailey Dees (18th round, New York Yankees).
- The Nittany Lions were one of only four Division I schools to have all three members of their starting rotation selected.
- Penn State has eight pitchers who have been drafted since 2016.
- The Nittany Lions' opening weekend rotation featured three newcomers and graduate student Mason Mellott.
- Mellott, graduating in August 2021 with a bachelor's degree in Kinesiology, ranks fourth all-time at Penn State with 13 saves and seventh with 68 appearances.
- Sophomore Travis Luensmann is projected to pitch on Friday vs. Maine. Luensmann joined the Nittany Lions after transferring from South Carolina.
- Luensmann struck out seven in his Penn State debut last week.
- The Altoona native ranked as the No. 2 pitcher in Pennsylvania in the 2020 class by Perfect Game.
- Junior Kellan Tulio is expected to start on Saturday vs. Maine. Tulio pitched the last two seasons at Louisville before transferring to Penn State.
- Against LIU, in game one, Tulio went five innings, giving up one run on four hits and striking out four.
- Tulio made eight career appearances for the Cardinals after being ranked as the top pitcher in Pennsylvania in the 2019 class.
- Freshman Tommy Molsky made his Penn State debut on Sunday vs. Northeastern and threw six innings, allowing two unearned runs and striking out three.
- Senior Tyler Shingledecker made 16 appearances for Penn State last season, striking out 38 batters in 27 innings, while senior Steven Miller recorded a 3.29 ERA in 12 appearances.
- Sophomore Jaden Henline had a 3.72 ERA in nine appearances (three starts) in 2021, while fellow sophomore Carson Kohls did not allow an earned run in four of five outings.
- Junior Jordan Morales joins the staff after transferring from LaSalle, where he made 21 appearances and seven starts.
- Hutch Gagnon (11 appearances), Ryan Partridge (five) and Blaise Sclafani (two) return to the staff after being contributors out of the bullpen.

Piacentino Powers Outfield

- Junior Johnny Piacentino put up impressive power numbers in 2021 with a team-high 15 doubles and eight homers. He drove in 32 RBI and scored 30 runs, both team bests.
- Piacentino ranked third in the Big Ten in doubles and was a major factor in Penn State leading the conference in doubles as a team with 93. PSU held 11th in the nation averaging 2.21 doubles per game.
- The New Jersey native tied a Penn State single-game record with three homers against Northwestern (3/7/21).
- He also matched a Penn State record with five hits against Michigan State (5/1/21) to go with five RBI and four runs.
- Piacentino is ranked among D1 baseball's Top 150 outfielders in their preseason rankings.
- Graduate student Cole Bartels looks to build off a strong summer, when he was named Futures League MVP after batting .389 with six homers.
- Bartels earned his bachelor's degree in advertising/public relations in May 2021.
- He made 26 starts between first base and the outfield last season, collecting 24 hits.
- Junior Tayven Kelley made 27 starts in the outfield in 2021, tallying 11 extra-base hits.
- Kelley had four hits and two RBI on opening weekend.
- Sophomore Billy Gerlott also had a strong summer season, batting .325 with 10 homers in the Prospect League.
- Gerlott collected three RBI last weekend.

THE OPPOSITION

Scouting Maine/William & Mary

- Maine is led by head coach Nick Derba, in his fifth year at the helm.
- Derba holds an 86-131 overall record at Maine.
- Maine is averaging 5.0 runs per game and batting .200 as a team.
- Last weekend, Joe Bramanti had two doubles and a homer to drive in five runs, while Jake Marquez hit .400 with four hits.
- Against LSU, Brett Erwin threw five innings in a start, allowing two runs (one earned) on four hits and striking out seven.
- Mike McRae is in his first year as head coach at William & Mary.
- McRae spent the previous four seasons at VCU as pitching coach.
- William & Mary is averaging 11.5 runs per contest.
- Through four games, Matt Thomas is batting .353 with two homers and seven RBI, while Jack Cone has a homer and eight RBI.
- In two appearances, one start, Carter Lovasz has a 1.13 ERA with seven strikeouts in eight innings.

Against The Blackbears/Tribe

- Penn State will meet Maine for the fifth time in program history.
- Each team has two wins in the series, with Penn State claiming a 6-0 victory on March 14, 1993.
- The Nittany Lions face William & Mary for the sixth all-time meeting.
- Penn State leads the series, 3-2, including a 7-2 victory on March 21, 1999.

BY THE NUMBERS

| | Penn State | MAINE/W&M |
|--------------------------|-------------------|----------------------|
| Batting Average | .265 | .200/.320 |
| Slugging Percentage | .390 | .320/.490 |
| On-Base Percentage | .363 | .268/.461 |
| Runs Scored | 24 | 15/46 |
| Hits | 36 | 20/47 |
| Doubles | 8 | 6/11 |
| Triples | 0 | 0/1 |
| Home Runs | 3 | 2/4 |
| Stolen Bases-Attempts | 3-5 | 1-1/2-4 |
| ERA | 6.25 | 15.38/5.94 |
| Strikeouts | 36 | 21/36 |
| Opponent Batting Average | .285 | .388/.259 |
| Fielding Percentage | .949 | .908/.959 |
| Errors | 8 | 10/6 |

INSIDE THE SERIES

| | |
|-----------------------------|------------------------|
| Overall vs. Maine: | Tied, 2-2 |
| At Home: | 0-0 |
| At Maine: | 0-0 |
| Neutral Site: | 2-2 |
| Last Meeting: | W, 6-0; March 14, 1993 |
| Overall vs. William & Mary: | Penn State Leads, 3-2 |
| At Home: | 0-0 |
| At William & Mary: | 3-2 |
| Neutral Site: | 0-0 |
| Last Meeting: | W, 7-2; March 21, 1999 |

STARTING LINEUPS

| OPPONENT | C | 1B | 2B | 3B | SS | LF | CF | RF | DH | SP |
|-------------------------|----------|-----------|-----------|-----------|-----------|-----------|------------|-----------|------------|-----------|
| vs. Monmouth (2/18) | Wood | Spiegel | Hannon | Pittaro | Harry | Bartels | Piacentino | Kelley | Gerlott | Luensmann |
| vs. LIU (2/19, 1) | Wood | Spiegel | Hannon | Pittaro | Harry | Bartels | Gerlott | Kelley | Piacentino | Tulio |
| vs. LIU (2/19, 2) | Spiegel | Bartels | Hannon | Pittaro | Harry | Gerlott | Piacentino | Kelley | Wood | Mellott |
| vs. Northeastern (2/20) | Wood | Spiegel | Hannon | Pittaro | Harry | Bartels | Gerlott | Kelley | Steele | Molsky |

BATTING ORDER

| OPPONENT | 1 | 2 | 3 | 4 | 5 | 6 | 7 | 8 | 9 |
|-------------------------|----------|----------|------------|----------|----------|----------|----------|----------|----------|
| vs. Monmouth (2/18) | Bartels | Wood | Piacentino | Spiegel | Harry | Kelley | Hannon | Gerlott | Pittaro |
| vs. LIU (2/19, 1) | Bartels | Wood | Piacentino | Spiegel | Harry | Kelley | Hanon | Gerlott | Pittaro |
| vs. LIU (2/19, 2) | Bartels | Wood | Piacentino | Spiegel | Harry | Kelley | Hannon | Gerlott | Pittaro |
| vs. Northeastern (2/20) | Bartels | Wood | Spiegel | Harry | Kelley | Hannon | Gerlott | Steele | Pittaro |

NATIONAL POLLS

Baseball America (2/21)

| Rank | Team | Record | Prev. |
|-------------|-------------------|---------------|--------------|
| 1. | Texas | 3-0 | 1 |
| 2. | Notre Dame | 2-1 | 4 |
| 3. | Oklahoma State | 2-1 | 19 |
| 4. | Virginia | 3-0 | 5 |
| 5. | Stanford | 2-1 | 7 |
| 6. | Long Beach State | 2-1 | NR |
| 7. | Vanderbilt | 1-2 | 2 |
| 8. | Mississippi State | 1-2 | 3 |
| 9. | Arkansas | 2-1 | 8 |
| 10. | Ole Miss | 3-0 | 9 |
| 11. | LSU | 3-0 | 10 |
| 12. | Oregon State | 4-0 | 11 |
| 13. | Florida State | 3-0 | 12 |
| 14. | Arizona | 3-0 | 13 |
| 15. | Georgia | 3-0 | 14 |
| 16. | NC State | 3-0 | 16 |
| 17. | Tennessee | 3-0 | 17 |
| 18. | Liberty | 2-1 | NR |
| 19. | Florida | 1-2 | 6 |
| 20. | Georgia Tech | 3-0 | 21 |
| 21. | UCLA | 2-1 | 22 |
| 22. | Bryant | 3-0 | NR |
| 23. | Old Dominion | 3-0 | 24 |
| 24. | Miami | 4-0 | 25 |
| 25. | ECU | 0-3 | 15 |

D1Baseball (2/21)

| Rank | Team | Record | Prev. |
|-------------|-------------------|---------------|--------------|
| 1. | Texas | 3-0 | 1 |
| 2. | Arkansas | 2-1 | 2 |
| 3. | Ole Miss | 3-0 | 5 |
| 4. | Oklahoma State | 2-1 | 7 |
| 5. | Vanderbilt | 1-2 | 3 |
| 6. | Stanford | 2-1 | 6 |
| 7. | Mississippi State | 1-2 | 4 |
| 8. | LSU | 3-0 | 8 |
| 9. | NC State | 3-0 | 10 |
| 10. | Florida State | 3-0 | 11 |
| 11. | Arizona | 3-0 | 15 |
| 12. | Long Beach State | 2-1 | 24 |
| 13. | Notre Dame | 2-1 | 13 |
| 14. | Oregon State | 4-0 | 18 |
| 15. | Florida | 1-2 | 9 |
| 16. | Georgia | 3-0 | 16 |
| 17. | TCU | 2-1 | 17 |
| 18. | Tennessee | 3-0 | 19 |
| 19. | Georgia Tech | 3-0 | 21 |
| 20. | Texas Tech | 1-2 | 14 |
| 21. | Liberty | 2-1 | NR |
| 22. | Maryland | 3-0 | NR |
| 23. | Duke | 2-1 | 23 |
| 24. | Miami | 4-0 | 25 |
| 25. | East Carolina | 0-3 | 12 |

MULTI-HIT/RBI GAMES/STREAKS

| Multiple Hit Games | 2 | 3 | 4 | 5+ | Total |
|-----------------------|----|----|---|----|-------|
| 2 Homer, Gavin | 11 | 3 | - | - | 14 |
| 33 Williams, Justin | 11 | 3 | - | - | 14 |
| 14 Wood, Matt | 8 | 3 | - | - | 11 |
| 41 Spiegel, Josh | 7 | 2 | - | - | 9 |
| 22 Piacentino, Johnny | 4 | 4 | - | 1 | 9 |
| 1 Harry, Jay | 4 | 3 | - | - | 7 |
| 9 Hendershot, Parker | 4 | 2 | - | - | 6 |
| 3 Bartels, Cole | 5 | - | - | - | 5 |
| 13 Kelley, Tayven | 5 | - | - | - | 5 |
| 17 Robison, Curtis | 2 | 2 | - | - | 4 |
| 30 Hannon, Kyle | 1 | - | - | - | 1 |
| 23 Kremer, Kris | 1 | - | - | - | 1 |
| TEAM | 63 | 22 | 0 | 1 | 86 |

| Hitting Streaks | Longest | Current |
|-----------------------|---------|---------|
| 22 Piacentino, Johnny | 10 | 4 |
| 17 Robison, Curtis | 9 | 1 |
| 14 Wood, Matt | 9 | 1 |
| 13 Kelley, Tayven | 8 | - |
| 1 Harry, Jay | 8 | 4 |
| 9 Hendershot, Parker | 7 | 1 |
| 2 Homer, Gavin | 6 | 6 |
| 3 Bartels, Cole | 6 | 6 |
| 33 Williams, Justin | 6 | 3 |
| 41 Spiegel, Josh | 5 | - |
| 23 Kremer, Kris | 2 | - |
| 40 Kailher, Ben | 1 | 1 |
| 4 Cooper, Tyson | 1 | - |
| 30 Hannon, Kyle | 1 | - |

| Multiple RBI Games | 2 | 3 | 4 | 5+ | Total |
|-----------------------|----|---|---|----|-------|
| 22 Piacentino, Johnny | 4 | 1 | 2 | 1 | 8 |
| 14 Wood, Matt | 5 | 1 | - | - | 6 |
| 9 Hendershot, Parker | 6 | - | - | - | 6 |
| 2 Homer, Gavin | 5 | - | - | - | 5 |
| 41 Spiegel, Josh | 4 | 1 | - | - | 5 |
| 3 Bartels, Cole | 4 | 1 | - | - | 5 |
| 17 Robison, Curtis | 2 | 2 | - | 1 | 5 |
| 33 Williams, Justin | 4 | - | 1 | - | 5 |
| 13 Kelley, Tayven | 3 | - | - | - | 3 |
| 1 Harry, Jay | 1 | 1 | - | 1 | 3 |
| 23 Kremer, Kris | 1 | - | - | - | 1 |
| TEAM | 39 | 7 | 3 | 3 | 52 |

| Reached Base Streaks | Longest | Current |
|-----------------------|---------|---------|
| 2 Homer, Gavin | 22 | 9 |
| 33 Williams, Justin | 18 | 3 |
| 14 Wood, Matt | 16 | 16 |
| 13 Kelley, Tayven | 14 | 1 |
| 22 Piacentino, Johnny | 11 | 4 |
| 1 Harry, Jay | 11 | 4 |
| 3 Bartels, Cole | 9 | 6 |
| 17 Robison, Curtis | 9 | 1 |
| 9 Hendershot, Parker | 7 | 1 |
| 41 Spiegel, Josh | 5 | 4 |
| 23 Kremer, Kris | 4 | - |
| 4 Cooper, Tyson | 2 | - |
| 8 Ertter, Carson | 1 | 1 |
| 15 Franks, Brenden | 1 | 1 |
| 30 Hannon, Kyle | 1 | - |
| 40 Kailher, Ben | 1 | 1 |

**BIG TEN STANDINGS
(Through 2/23)**

| | Big Ten | | Overall | |
|-------------------|------------|-------------|------------|-------------|
| | W-L | Pct. | W-L | Pct. |
| Maryland | 0-0 | .000 | 4-0 | 1.000 |
| Purdue | 0-0 | .000 | 4-0 | 1.000 |
| Iowa | 0-0 | .000 | 3-0 | 1.000 |
| Rutgers | 0-0 | .000 | 3-0 | 1.000 |
| Michigan State | 0-0 | .000 | 3-1 | .750 |
| Ohio State | 0-0 | .000 | 3-1 | .750 |
| Michigan | 0-0 | .000 | 2-2 | .500 |
| Illinois | 0-0 | .000 | 1-2 | .333 |
| Penn State | 0-0 | .000 | 1-3 | .250 |
| Nebraska | 0-0 | .000 | 1-3 | .250 |
| Minnesota | 0-0 | .000 | 1-4 | .200 |
| Indiana | 0-0 | .000 | 0-3 | .000 |
| Northwestern | 0-0 | .000 | 0-4 | .000 |



This Week Around the BIG

February 25-27

Illinois:
vs. MTSU, Coastal Carolina, UNC Wilmington

Indiana:
vs. Arkansas, Louisiana, Stanford

Iowa:
vs. Pepperdine, Texas A&M-CC, Wichita State

Maryland:
at Campbell

Michigan:
at Florida International

Michigan State:
at Abilene Christian

Minnesota:
vs. Indiana State

Nebraska:
vs. TCU

Northwestern:
at Santa Clara

Ohio State:
at Texas State

Penn State:
vs. Maine, William & Mary

Purdue:
vs. Princeton

Rutgers:
vs. Coastal Carolina, UNC Wilmington, MTSU

NITTANY LIONS IN PROS

| 2021 Level | Years at PSU | 2021 Team | Organization |
|---------------------|--------------|---------------|-----------------------|
| TRIPLE-A | | | |
| Jim Haley, 3B | 2014-16 | Durham | Tampa Bay Rays |
| DOUBLE-A | | | |
| Jack Anderson, P | 2013-16 | Arkansas | Seattle Mariners |
| Justin Hagenman, P | 2016-18 | Tulsa | Los Angeles Dodgers |
| Taylor Lehman, P | 2015-18 | Reading | Philadelphia Phillies |
| Eric Mock, P | 2016-19 | Akron | Cleveland Guardians |
| HIGH-A | | | |
| Dante Biasi, P | 2017-18 | Quad Cities | Kansas City Royals |
| Sal Biasi, P | 2015-18 | Winston-Salem | Chicago White Sox |
| Kyle Virbitsky, P | 2018-21 | Lansing | Oakland A's |
| LOW-A | | | |
| Justin Williams, 3B | 2019-21 | Fayetteville | Houston Astros |
| Rookie | | | |
| Bailey Dees, P | 2018-21 | Rookie | New York Yankees |
| Conor Larkin, P | 2018-21 | Rookie | Toronto Blue Jays |

THE LAST TIME...

A Penn State Team

Won 10 or more consecutive gamesApril 14-30, 2000

Scored 10 or more runs in a game14, vs. LIU; February 19, 2022

Scored 20 or more runs in a game27, Michigan State; May 1, 2021

Had a 10+ run inning10 (1st), Michigan State; May 1, 2021

Did not strikeoutvs. Niagara; March 18, 2016

Turned a triple play8th inning, Michigan State; May 16, 2014

Shut out an opponentPurdue (11-0); April 10, 2021

Shut out consecutive opponentsvs. Monmouth (1-0); February 15, 2019/vs. Monmouth (7-0), February 16, 2019

Was shut out at homeRutgers (5-0); May 16, 2021

Was shut out on the roadat Illinois (9-0); May 21, 2021

Was shut out in consecutive gamesat Delaware (5-0); March 18, 2017/Delaware (8-0); March 19, 2017

Swept a three-game series at homeMichigan State; April 30-May 2, 2021

Swept a three-game series on the roadat Northwestern; April 15-17, 2016

Swept a three-game conference series at homeMichigan State; April 30-May 2, 2021

Swept a three-game conference series on the roadat Northwestern; April 15-17, 2016

Beat a ranked opponent#18 Michigan (3-2); March 26, 2021

Beat a Top-5 ranked opponentat #1 North Carolina (3-2); March 3, 2007

Won a three-plus game series against a ranked opponent#16 Michigan (four games); April 12-13, 2007

Played an extra-inning gameMichigan (L, 6-8, 10); March 28, 2021

Played a 12+ inning gameIowa (W, 5-4, 12); May 20, 2016

Played a 15+ inning gameIllinois (L, 4-2, 15); April 25, 2015

A Penn State Player

Hit two home runs in a gameMatt Wood (2), vs. LIU; February 19, 2022

Hit three home runs in a gameJohnny Piacentino (3), vs. Northwestern; March 7, 2021

Led off game with a home runGavin Homer, at Rutgers; April 4, 2021

Hit a grand slamJustin Williams, Rutgers, May 17, 2021

Hit back-to-back homersGavin Homer/Jordan Bowersox (7th), UCF; March 10, 2019

Hit a walk-off home runCurtis Robison, Wagner; February 23, 2020

Hit a pinch-hit home runShea Sbranti, at Illinois; April 21, 2019

Hit an inside-the-park home runKris Kremer, Pittsburgh; April 10, 2019

Had five or more RBI in a gameCurtis Robison (5), at Illinois; May 23, 2021

Had seven or more RBI in a gameAaron Novak (8), at Charleston Southern; March 8, 2015

Had four hits in a gameJohnny Piacentino (5), Michigan State; May 1, 2021

Had five hits in a gameJohnny Piacentino (5), Michigan State; May 1, 2021

Had two hits in an inningJohnny Piacentino, Michigan State (1st); May 1, 2021

Stole three or more basesGreg Guers, Bucknell; April 19, 2016

Had a 10-game hit streakJohnny Piacentino (10); 2021

Had a 20-game hit streakMike DeRenzo (23); 2002

Had 10 or more strikeoutsKyle Virbitsky (12), vs. Minnesota; May 29, 2021

Pitched a complete gameDante Biasi (7IP), Xavier; May 11, 2018

Pitched a nine-inning complete gameGreg Welsh, Michigan State; May 17, 2013

Pitched a combined nine-inning shutoutKyle Virbitsky/Steven Miller, vs. Purdue; April 10, 2021

Pitched an individual nine-inning shutoutGreg Welsh, Michigan State; May 17, 2013

Pitched a no-hitterSteven Hill, at Iowa; April 21, 2012

HITTING CAREER HIGHS



#3 COLE BARTELS

Career Bests

| | | | |
|--------------|---|------------------------|---------|
| Hits | 2 | 6x, last at Purdue | 5/27/21 |
| Runs | 2 | 4x, last at Illinois | 5/23/21 |
| Doubles | 1 | 6x, last vs. Rutgers | 5/17/21 |
| Triples | 1 | vs. Rutgers | 5/17/21 |
| Home Runs | 1 | at Illinois | 5/23/21 |
| RBI | 3 | at Illinois | 5/23/21 |
| Walks | 2 | 3x, last vs. Minnesota | 5/29/21 |
| Stolen Bases | 2 | vs. Michigan State | 5/2/21 |



#46 NOAH BURKE

Career Bests

| | |
|--------------|-----|
| Hits | n/a |
| Runs | n/a |
| Doubles | n/a |
| Triples | n/a |
| Home Runs | n/a |
| RBI | n/a |
| Walks | n/a |
| Stolen Bases | n/a |



#19 DEREK CEASE

Career Bests

| | | | |
|--------------|-----|---------|---------|
| Hits | n/a | | |
| Runs | n/a | | |
| Doubles | n/a | | |
| Triples | n/a | | |
| Home Runs | n/a | | |
| RBI | n/a | | |
| Walks | 1 | vs. LIU | 2/19/22 |
| Stolen Bases | n/a | | |



#23 JAKE COOPER

Career Bests


| | |
|--------------|-----|
| Hits | n/a |
| Runs | n/a |
| Doubles | n/a |
| Triples | n/a |
| Home Runs | n/a |
| RBI | n/a |
| Walks | n/a |
| Stolen Bases | n/a |



#4 TYSON COOPER

Career Bests

| | | | |
|--------------|-----|-----------------------------|---------|
| Hits | 1 | 2x, last vs. Michigan State | 5/2/21 |
| Runs | 1 | 2x, last vs. Michigan State | 5/2/21 |
| Doubles | 1 | vs. Michigan State | 5/2/21 |
| Triples | n/a | | |
| Home Runs | n/a | | |
| RBI | 1 | 2x, last vs. Michigan State | 5/2/21 |
| Walks | 3 | vs. Michigan | 3/27/21 |
| Stolen Bases | 1 | at Rutgers | 4/4/21 |



#5 CARSON ERTTER

Career Bests

| | | | |
|--------------|-----|--------------------|--------|
| Hits | n/a | | |
| Runs | n/a | | |
| Doubles | n/a | | |
| Triples | n/a | | |
| Home Runs | n/a | | |
| RBI | 1 | vs. Michigan State | 5/1/21 |
| Walks | 1 | vs. Michigan State | 5/1/21 |
| Stolen Bases | n/a | | |

HITTING CAREER HIGHS



#15 BRENDEN FRANKS

Career Bests

| | | | |
|--------------|-----|-----------------------------|---------|
| Hits | 1 | 2x, last vs. Princeton | 2/29/20 |
| Runs | 1 | 2x, last vs. Michigan State | 5/1/21 |
| Doubles | n/a | | |
| Triples | n/a | | |
| Home Runs | n/a | | |
| RBI | n/a | | |
| Walks | 1 | vs. LIU | 2/19/22 |
| Stolen Bases | n/a | | |



#35 BILLY GERLOTT

Career Bests

| | | | |
|--------------|-----|---------|---------|
| Hits | 2 | vs. LIU | 2/19/22 |
| Runs | 1 | vs. LIU | 2/19/22 |
| Doubles | 1 | vs. LIU | 2/19/22 |
| Triples | n/a | | |
| Home Runs | n/a | | |
| RBI | 2 | vs. LIU | 2/19/22 |
| Walks | 1 | vs. LIU | 2/19/22 |
| Stolen Bases | 1 | vs. LIU | 2/19/22 |



#2 KYLE HANNON

Career Bests

| | | | |
|--------------|-----|------------------|---------|
| Hits | 2 | 2x, last vs. LIU | 2/19/22 |
| Runs | 2 | vs. Northwestern | 3/7/21 |
| Doubles | 1 | 3x, last vs. LIU | 2/19/22 |
| Triples | 1 | vs. Purdue | 4/10/21 |
| Home Runs | n/a | | |
| RBI | 2 | 2x, last vs. LIU | 2/19/22 |
| Walks | 2 | vs. Northeastern | 2/20/22 |
| Stolen Bases | 1 | vs. LIU | 2/19/22 |



#1 JAY HARRY

Career Bests

| | | | |
|--------------|-----|--------------------|---------|
| Hits | 3 | vs. Michigan State | 5/1/21 |
| Runs | 3 | vs. Michigan state | 5/1/21 |
| Doubles | 2 | vs. Northwestern | 3/7/21 |
| Triples | n/a | | |
| Home Runs | 1 | vs. Michigan State | 5/1/21 |
| RBI | 6 | vs. Michigan State | 5/1/21 |
| Walks | 1 | 13x, last vs. LIU | 2/19/22 |
| Stolen Bases | 1 | 2x, last vs. LIU | 2/19/22 |



#40 BEN KAILHER

Career Bests

| | | | |
|--------------|-----|-----------------------------|---------|
| Hits | 2 | vs. Princeton | 2/28/20 |
| Runs | 1 | 7x, last at Illinois | 5/23/21 |
| Doubles | 1 | vs. Princeton | 2/28/20 |
| Triples | 1 | vs. Fairleigh Dickinson | 3/8/20 |
| Home Runs | n/a | | |
| RBI | 2 | vs. Princeton | 2/28/20 |
| Walks | 1 | 3x, last vs. LIU | 2/19/22 |
| Stolen Bases | 1 | 3x, last vs. Michigan State | 4/30/21 |



#13 TAYVEN KELLEY

Career Bests

| | | | |
|--------------|-----|------------------------|---------|
| Hits | 2 | 6x, last vs. LIU | 2/19/22 |
| Runs | 1 | 3x, last vs. LIU | 2/19/22 |
| Doubles | 1 | 10x, last at Iowa | 5/8/21 |
| Triples | 1 | 2x, last at Ohio State | 4/23/21 |
| Home Runs | 1 | at Ohio State | 4/25/21 |
| RBI | 2 | 4x, last vs. LIU | 2/19/22 |
| Walks | 2 | vs. Michigan State | 4/30/21 |
| Stolen Bases | n/a | | |

HITTING CAREER HIGHS



#34 RICHIE PALTRIDGE

Career Bests

| | |
|--------------|-----|
| Hits | n/a |
| Runs | n/a |
| Doubles | n/a |
| Triples | n/a |
| Home Runs | n/a |
| RBI | n/a |
| Walks | n/a |
| Stolen Bases | n/a |



#22 JOHNNY PIACENTINO

Career Bests

| | | | |
|--------------|-----|-----------------------------|---------|
| Hits | 5 | vs. Michigan State | 5/1/21 |
| Runs | 4 | 2x, last vs. Michigan State | 5/1/21 |
| Doubles | 3 | vs. Michigan State | 5/1/21 |
| Triples | n/a | | |
| Home Runs | 3 | vs. Northwestern | 3/7/21 |
| RBI | 5 | 2x, last vs. Michigan State | 5/1/21 |
| Walks | 2 | 5x, last vs. Minnesota | 5/29/21 |
| Stolen Bases | 2 | vs. Princeton | 2/29/20 |



#7 C.J. PITTARO

Career Bests

| | | | |
|--------------|-----|----------------------|---------|
| Hits | 1 | 3x, last vs. LIU | 2/19/22 |
| Runs | 1 | 2x, last vs. LIU | 2/19/22 |
| Doubles | n/a | | |
| Triples | n/a | | |
| Home Runs | n/a | | |
| RBI | 2* | vs. Western Kentucky | 2/24/21 |
| Walks | 1 | vs. LIU | 2/19/22 |
| Stolen Bases | n/a | | |

*At Vanderbilt (2021)



#41 JOSH SPIEGEL

Career Bests

| | | | |
|--------------|---|------------------|---------|
| Hits | 3 | vs. Maryland | 3/21/21 |
| Runs | 2 | 4x, last vs. LIU | 2/19/22 |
| Doubles | 2 | vs. LIU | 2/19/22 |
| Triples | 1 | vs. Rutgers | 5/15/21 |
| Home Runs | 2 | vs. Northwestern | 3/5/21 |
| RBI | 3 | vs. Northwestern | 3/7/21 |
| Walks | 3 | vs. Minnesota | 5/29/21 |
| Stolen Bases | 1 | at Illinois | 5/23/21 |



#30 ANTHONY STEELE

Career Bests

| | | | |
|--------------|-----|---------|---------|
| Hits | 1 | vs. LIU | 2/19/22 |
| Runs | 1 | vs. LIU | 2/19/22 |
| Doubles | n/a | | |
| Triples | n/a | | |
| Home Runs | n/a | | |
| RBI | n/a | | |
| Walks | n/a | | |
| Stolen Bases | n/a | | |




#9 CONNOR THRONEBERRY

Career Bests

| | |
|--------------|-----|
| Hits | n/a |
| Runs | n/a |
| Doubles | n/a |
| Triples | n/a |
| Home Runs | n/a |
| RBI | n/a |
| Walks | n/a |
| Stolen Bases | n/a |

HITTING CAREER HIGHS/PITCHING CAREER BESTS



#14 MATT WOOD

Career Bests

| | | | |
|--------------|---|----------------------|---------|
| Hits | 3 | 6x, last vs. LIU | 2/19/22 |
| Runs | 4 | vs. LIU | 2/19/22 |
| Doubles | 2 | vs. Nebraska | 4/16/21 |
| Triples | 1 | vs. Purdue | 4/11/21 |
| Home Runs | 3 | vs. LIU | 2/19/22 |
| RBI | 4 | vs. LIU | 2/19/22 |
| Walks | 3 | vs. LIU | 2/19/22 |
| Stolen Bases | 1 | 2x, last vs. Rutgers | 5/17/21 |



#19 DEREK CEASE

Career Bests

| | | | |
|----------------|-----|--------------|---------|
| IP | 1.0 | vs. Monmouth | 2/18/22 |
| Longest Start | n/a | | |
| Longest Relief | 1.0 | vs. Monmouth | 2/18/22 |
| Hits | 1 | vs. Monmouth | 2/18/22 |
| Runs | 1 | vs. Monmouth | 2/18/22 |
| Earned Runs | 0 | vs. Monmouth | 2/18/22 |
| Walks | 3 | vs. Monmouth | 2/18/22 |
| Strikeouts | 1 | vs. Monmouth | 2/18/22 |



#8 PATRICK DEMARCO

Career Bests

| | |
|----------------|-----|
| IP | n/a |
| Longest Start | n/a |
| Longest Relief | n/a |
| Hits | n/a |
| Runs | n/a |
| Earned Runs | n/a |
| Walks | n/a |
| Strikeouts | n/a |



#49 BEN DEMELL

Career Bests

| | | | |
|----------------|-----|---------|---------|
| IP | 1.2 | vs. LIU | 2/19/22 |
| Longest Start | n/a | | |
| Longest Relief | 1.2 | vs. LIU | 2/19/22 |
| Hits | 1 | vs. LIU | 2/19/22 |
| Runs | 0 | vs. LIU | 2/19/22 |
| Earned Runs | 0 | vs. LIU | 2/19/22 |
| Walks | 3 | vs. LIU | 2/19/22 |
| Strikeouts | 2 | vs. LIU | 2/19/22 |



#44 DEVIN FLETCHER

Career Bests

| | |
|----------------|-----|
| IP | n/a |
| Longest Start | n/a |
| Longest Relief | n/a |
| Hits | n/a |
| Runs | n/a |
| Earned Runs | n/a |
| Walks | n/a |
| Strikeouts | n/a |



#10 TANNER FOLDS

Career Bests

| | | | |
|----------------|-----|---------|---------|
| IP | 1.0 | vs. LIU | 2/19/22 |
| Longest Start | n/a | | |
| Longest Relief | 1.0 | vs. LIU | 2/19/22 |
| Hits | 0 | vs. LIU | 2/19/22 |
| Runs | 0 | vs. LIU | 2/19/22 |
| Earned Runs | 0 | vs. LIU | 2/19/22 |
| Walks | 0 | vs. LIU | 2/19/22 |
| Strikeouts | 1 | vs. LIU | 2/19/22 |

PITCHING CAREER BESTS



#28 HUTCH GAGNON

Career Bests

| | | | |
|----------------|-----|-----------------------|---------|
| IP | 5.0 | vs. Princeton | 2/29/20 |
| Longest Start | 5.0 | vs. Princeton | 2/29/20 |
| Longest Relief | 3.0 | 2x, last vs. Wagner | 2/23/20 |
| Hits | 0 | 8x, last at Purdue | 5/27/21 |
| Runs | 0 | 17x, last at Iowa | 5/7/21 |
| Earned Runs | 0 | 18x, last vs. Rutgers | 5/16/21 |
| Walks | 0 | 16x, last at Illinois | 5/22/21 |
| Strikeouts | 6 | vs. Princeton | 2/29/20 |



#17 SENECA GREGORY

Career Bests


| | | | |
|----------------|-----|--|--|
| IP | n/a | | |
| Longest Start | n/a | | |
| Longest Relief | n/a | | |
| Hits | n/a | | |
| Runs | n/a | | |
| Earned Runs | n/a | | |
| Walks | n/a | | |
| Strikeouts | n/a | | |



#24 JADEN HENLINE

Career Bests

| | | | |
|----------------|-----|----------------------|---------|
| IP | 4.1 | at Indiana | 3/14/21 |
| Longest Start | 4.1 | at Indiana | 3/14/21 |
| Longest Relief | 4.0 | vs. LIU | 2/19/22 |
| Hits | 0 | 3x, last at Illinois | 5/21/21 |
| Runs | 0 | 4x, last at Purdue | 5/27/21 |
| Earned Runs | 0 | 4x, last at Purdue | 5/27/21 |
| Walks | 0 | 5x, last at Purdue | 5/27/21 |
| Strikeouts | 6 | vs. Northwestern | 3/6/21 |



#29 CARSON KOHLS

Career Bests

| | | | |
|----------------|-----|------------------------|---------|
| IP | 2.1 | at Indiana | 3/13/21 |
| Longest Start | n/a | | |
| Longest Relief | 2.1 | at Indiana | 3/13/21 |
| Hits | 0 | 3x, last vs. Monmouth | 2/18/22 |
| Runs | 0 | 3x, last at Ohio State | 4/24/21 |
| Earned Runs | 0 | 4x, last at Ohio State | 4/24/21 |
| Walks | 0 | 3x, last at Illinois | 5/21/21 |
| Strikeouts | 2 | at Illinois | 5/21/21 |



#33 TRAVIS LUENSMANN

Career Bests

| | | | |
|----------------|------|-----------------------|---------|
| IP | 4.1 | vs. Monmouth | 2/18/22 |
| Longest Start | 4.1 | vs. Monmouth | 2/18/22 |
| Longest Relief | 1.0* | vs. Dayton | 2/21/21 |
| Hits | 0* | 2x, last at Winthrop | 3/2/21 |
| Runs | 0* | 2x, last at Winthrop | 3/2/21 |
| Earned Runs | 0* | 2x, last at Winthrop | 3/2/21 |
| Walks | 0* | 3x, last vs. Davidson | 3/17/21 |
| Strikeouts | 7 | vs. Monmouth | 2/18/22 |



#18 MASON MELLOTT

Career Bests

| | | | |
|----------------|-----|------------------------|---------|
| IP | 4.2 | 2x, last vs. Duke | 3/2/19 |
| Longest Start | 3.0 | vs. LIU | 2/19/22 |
| Longest Relief | 4.2 | 2x, last vs. Duke | 3/2/19 |
| Hits | 0 | 10x, last at Illinois | 5/23/21 |
| Runs | 0 | 26x, last at Illinois | 5/23/21 |
| Earned Runs | 0 | 37x, last at Illinois | 5/23/21 |
| Walks | 0 | 31x, last at Illinois | 5/23/21 |
| Strikeouts | 5 | 6x, last at Ohio State | 4/25/21 |

*At South Carolina (2021)

PITCHING CAREER BESTS



#21 STEVEN MILLER

Career Bests

| | | | |
|----------------|-----|-------------------------|---------|
| IP | 2.2 | 2x, last at Illinois | 5/22/21 |
| Longest Start | n/a | | |
| Longest Relief | 2.2 | 2x, last at Illinois | 5/22/21 |
| Hits | 0 | 6x, last at Illinois | 5/22/21 |
| Runs | 0 | 12x, last vs. Minnesota | 5/29/21 |
| Earned Runs | 0 | 14x, last vs. Minnesota | 5/29/21 |
| Walks | 0 | 9x, last vs. Minnesota | 5/29/21 |
| Strikeouts | 5 | at Illinois | 5/22/21 |



#27 TOMMY MOLSKY

Career Bests

| | | | |
|----------------|-----|------------------|---------|
| IP | 6.0 | vs. Northeastern | 2/20/22 |
| Longest Start | 6.0 | vs. Northeastern | 2/20/22 |
| Longest Relief | n/a | | |
| Hits | 4 | vs. Northeastern | 2/20/22 |
| Runs | 2 | vs. Northeastern | 2/20/22 |
| Earned Runs | 0 | vs. Northeastern | 2/20/22 |
| Walks | 1 | vs. Northeastern | 2/20/22 |
| Strikeouts | 3 | vs. Northeastern | 2/20/22 |



#37 JORDAN MORALES

Career Bests

| | | | |
|----------------|------|--------------------------|---------|
| IP | 7.0* | vs. St. Bonaventure | 4/24/21 |
| Longest Start | 7.0* | vs. St. Bonaventure | 4/24/21 |
| Longest Relief | 3.0* | 2x, last at Penn | 4/3/21 |
| Hits | 0* | 3x, last at George Mason | 3/20/21 |
| Runs | 0* | 10x, last at Penn | 4/3/21 |
| Earned Runs | 0* | 11x, last at Penn | 4/3/21 |
| Walks | 0* | 9x, last at Fordham | 5/15/21 |
| Strikeouts | 9* | vs. Saint Joseph's | 5/8/21 |


*At LaSalle (2021)



#6 JOE NASTASI

Career Bests

| | | | |
|----------------|-----|--|--|
| IP | n/a | | |
| Longest Start | n/a | | |
| Longest Relief | n/a | | |
| Hits | n/a | | |
| Runs | n/a | | |
| Earned Runs | n/a | | |
| Walks | n/a | | |
| Strikeouts | n/a | | |



#31 RYAN PARTRIDGE

Career Bests

| | | | |
|----------------|-----|-----------------------------|---------|
| IP | 1.0 | 3x, last vs. Michigan State | 5/1/21 |
| Longest Start | n/a | | |
| Longest Relief | 1.0 | 3x, last vs. Michigan State | 5/1/21 |
| Hits | 0 | 4x, last vs. Northeastern | 2/20/22 |
| Runs | 0 | 7x, last vs. Northeastern | 2/20/22 |
| Earned Runs | 0 | 8x, last vs. Northeastern | 2/20/22 |
| Walks | 0 | 5x, last vs. Northeastern | 2/20/22 |
| Strikeouts | 2 | vs. Princeton | 2/28/20 |



#25 CHASE RENNER

Career Bests

| | | | |
|----------------|-----|---------|---------|
| IP | 1.0 | vs. LIU | 2/19/22 |
| Longest Start | n/a | | |
| Longest Relief | 1.0 | vs. LIU | 2/19/22 |
| Hits | 1 | vs. LIU | 2/19/22 |
| Runs | 2 | vs. LIU | 2/19/22 |
| Earned Runs | 2 | vs. LIU | 2/19/22 |
| Walks | 3 | vs. LIU | 2/19/22 |
| Strikeouts | 1 | vs. LIU | 2/19/22 |

PITCHING CAREER BESTS



#11 CHAD ROGERS

| Career Bests | | | |
|----------------|-----|------------------------|---------|
| IP | 3.0 | vs. Northwestern | 3/7/21 |
| Longest Start | n/a | | |
| Longest Relief | 3.0 | vs. Northwestern | 3/7/21 |
| Hits | 0 | at Ohio State | 4/24/21 |
| Runs | 1 | 2x, last at Ohio State | 4/24/21 |
| Earned Runs | 1 | 2x, last at Ohio State | 4/24/21 |
| Walks | 1 | vs. Northwestern | 3/7/21 |
| Strikeouts | 1 | 2x, last vs. Monmouth | 2/18/22 |



#20 BLAISE SCLAFANI

| Career Bests | | | |
|----------------|------|-----------------------|---------|
| IP | 3.0* | vs. Northeastern | 4/30/19 |
| Longest Start | n/a | | |
| Longest Relief | 3.0* | vs. Northeastern | 4/30/19 |
| Hits | 0 | 6x, last vs. Maryland | 3/20/21 |
| Runs | 0* | 8x, last at Delaware | 3/1/20 |
| Earned Runs | 0* | 9x, last at Delaware | 3/1/20 |
| Walks | 0* | 6x, last at LSU | 3/7/20 |
| Strikeouts | 3* | 3x, last vs. Canisius | 2/15/20 |

*At UMass Lowell (2020-21)



#36 TYLER SHINGLEDECKER

| Career Bests | | | |
|----------------|-----|-------------------------------|---------|
| IP | 4.1 | 2x, last vs. Youngstown State | 4/9/19 |
| Longest Start | 4.1 | vs. Youngstown State | 4/9/19 |
| Longest Relief | 4.1 | vs. Binghamton | 3/26/19 |
| Hits | 0 | 18x, last vs. Monmouth | 2/18/22 |
| Runs | 0 | 18x, last vs. Monmouth | 2/18/22 |
| Earned Runs | 0 | 23x, last vs. Northeastern | 2/20/22 |
| Walks | 0 | 11x, last vs. Northeastern | 2/20/22 |
| Strikeouts | 9 | vs. Northwestern | 3/5/21 |



#30 ANTHONY STEELE

| Career Bests | | | |
|----------------|-----|------------------|---------|
| IP | 0.1 | vs. Northeastern | 2/20/22 |
| Longest Start | n/a | | |
| Longest Relief | 0.1 | vs. Northeastern | 2/20/22 |
| Hits | 3 | vs. Northeastern | 2/20/22 |
| Runs | 2 | vs. Northeastern | 2/20/22 |
| Earned Runs | 1 | vs. Northeastern | 2/20/22 |
| Walks | 0 | vs. Northeastern | 2/20/22 |
| Strikeouts | 1 | vs. Northeastern | 2/20/22 |



#12 KELLAN TULIO

| Career Bests | | | |
|----------------|------|--------------------------|---------|
| IP | 5.0 | vs. LIU | 2/19/22 |
| Longest Start | 5.0 | vs. LIU | 2/19/22 |
| Longest Relief | 1.1* | at Cincinnati | 3/30/21 |
| Hits | 0* | 4x, last at Cincinnati | 3/30/21 |
| Runs | 0* | 5x, last at Cincinnati | 3/30/21 |
| Earned Runs | 0* | 5x, last at Cincinnati | 3/30/21 |
| Walks | 0* | 3x, last vs. Wake Forest | 4/3/21 |
| Strikeouts | 4 | vs. LIU | 2/19/22 |

*At Louisville (2020-21)

CAREER STATS

#3 COLE BARTELS IF/OF R/R GR. 6-3/195 BELMONT, MASS.

| Year | Avg | GP-GS | AB | R | H | 2B | 3B | HR | RBI | TB | SLG% | BB | HBP | SO | GDP | OB% | SF | SH | SB-ATT | PO | A | E | FLD% |
|--------------|-------------|--------------|------------|-----------|-----------|----------|----------|----------|-----------|-----------|-------------|-----------|----------|-----------|----------|-------------|----------|----------|------------|------------|-----------|----------|-------------|
| 2018 | .000 | 0-0 | 0 | 0 | 0 | 0 | 0 | 0 | 0 | 0 | .000 | 0 | 0 | 0 | 0 | .000 | 0 | 0 | 0-0 | 0 | 1 | 0 | 1.000 |
| 2019 | .000 | 0-0 | 0 | 0 | 0 | 0 | 0 | 0 | 0 | 0 | .000 | 0 | 0 | 0 | 0 | .000 | 0 | 0 | 0-0 | 1 | 1 | 1 | .667 |
| 2020 | .273 | 8-7 | 22 | 8 | 6 | 2 | 0 | 0 | 3 | 8 | .364 | 7 | 1 | 4 | 0 | .452 | 1 | 0 | 1-1 | 53 | 1 | 0 | 1.000 |
| 2021 | .245 | 35-26 | 98 | 13 | 24 | 4 | 1 | 1 | 13 | 33 | .337 | 13 | 1 | 21 | 4 | .333 | 2 | 1 | 3-3 | 141 | 11 | 2 | .987 |
| 2022 | .200 | 4-4 | 15 | 2 | 3 | 0 | 0 | 0 | 0 | 3 | .200 | 1 | 1 | 3 | 0 | .294 | 0 | 0 | 0-1 | 12 | 0 | 0 | 1.000 |
| TOTAL | .244 | 47-37 | 135 | 23 | 33 | 6 | 1 | 1 | 16 | 44 | .326 | 21 | 3 | 28 | 4 | .352 | 3 | 1 | 4-5 | 207 | 14 | 3 | .987 |

#46 NOAH BURKE OF L/R FR. 6-0/192 PITTSBURGH, PA.

| Year | Avg | GP-GS | AB | R | H | 2B | 3B | HR | RBI | TB | SLG% | BB | HBP | SO | GDP | OB% | SF | SH | SB-ATT | PO | A | E | FLD% |
|--------------|-------------|------------|----------|----------|----------|----------|----------|----------|----------|----------|-------------|----------|----------|----------|----------|-------------|----------|----------|------------|----------|----------|----------|-------------|
| 2022 | .000 | 1-0 | 1 | 0 | 0 | 0 | 0 | 0 | 0 | 0 | .000 | 0 | 1 | 1 | 0 | .500 | 0 | 0 | 0-0 | 0 | 0 | 0 | .000 |
| TOTAL | .000 | 1-0 | 1 | 0 | 0 | 0 | 0 | 0 | 0 | 0 | .000 | 0 | 1 | 1 | 0 | .500 | 0 | 0 | 0-0 | 0 | 0 | 0 | .000 |

#19 DEREK CEASE IF/P R/R FR. 5-8/150 PLYMOUTH, PA.

| Year | Avg | GP-GS | AB | R | H | 2B | 3B | HR | RBI | TB | SLG% | BB | HBP | SO | GDP | OB% | SF | SH | SB-ATT | PO | A | E | FLD% |
|--------------|-------------|------------|----------|----------|----------|----------|----------|----------|----------|----------|-------------|----------|----------|----------|----------|-------------|----------|----------|------------|----------|----------|----------|--------------|
| 2022 | .000 | 2-0 | 2 | 0 | 0 | 0 | 0 | 0 | 0 | 0 | .000 | 1 | 0 | 1 | 0 | .333 | 0 | 0 | 0-0 | 1 | 3 | 0 | 1.000 |
| TOTAL | .000 | 2-0 | 2 | 0 | 0 | 0 | 0 | 0 | 0 | 0 | .000 | 1 | 0 | 1 | 0 | .333 | 0 | 0 | 0-0 | 1 | 3 | 0 | 1.000 |

| Year | ERA | W-L | APP | GS | CG | SHO | SV | IP | H | R | ER | BB | SO | 2B | 3B | HR | BF | BAA | WP | HBP | BK | SFA | SHA |
|--------------|-------------|------------|----------|----------|----------|------------|----------|------------|----------|----------|----------|----------|----------|----------|----------|----------|----------|-------------|----------|----------|----------|----------|----------|
| 2022 | 0.00 | 0-0 | 1 | 0 | 0 | 0/0 | 0 | 1.0 | 1 | 1 | 0 | 3 | 1 | 0 | 0 | 0 | 7 | .250 | 0 | 0 | 0 | 0 | 0 |
| TOTAL | 0.00 | 0-0 | 1 | 0 | 0 | 0/0 | 0 | 1.0 | 1 | 1 | 0 | 3 | 1 | 0 | 0 | 0 | 7 | .250 | 0 | 0 | 0 | 0 | 0 |

#23 JAKE COOPER IF R/R FR. 5-9/195 STATE COLLEGE, PA.

| Year | Avg | GP-GS | AB | R | H | 2B | 3B | HR | RBI | TB | SLG% | BB | HBP | SO | GDP | OB% | SF | SH | SB-ATT | PO | A | E | FLD% |
|--------------|----------|----------|----------|----------|----------|----------|----------|----------|----------|----------|----------|----------|----------|----------|----------|----------|----------|----------|----------|----------|----------|----------|----------|
| 2022 | - | - | - | - | - | - | - | - | - | - | - | - | - | - | - | - | - | - | - | - | - | - | - |
| TOTAL | - | - | - | - | - | - | - | - | - | - | - | - | - | - | - | - | - | - | - | - | - | - | - |

#4 TYSON COOPER C/IF S/R R-SO. 5-9/200 STATE COLLEGE, PA.

| Year | Avg | GP-GS | AB | R | H | 2B | 3B | HR | RBI | TB | SLG% | BB | HBP | SO | GDP | OB% | SF | SH | SB-ATT | PO | A | E | FLD% |
|--------------|-------------|-------------|-----------|----------|----------|----------|----------|----------|----------|----------|-------------|----------|----------|----------|----------|-------------|----------|----------|------------|-----------|----------|----------|--------------|
| 2021 | .111 | 11-3 | 18 | 2 | 2 | 1 | 0 | 0 | 2 | 3 | .167 | 6 | 0 | 8 | 0 | .333 | 0 | 0 | 1-1 | 16 | 1 | 0 | 1.000 |
| 2022 | - | - | - | - | - | - | - | - | - | - | - | - | - | - | - | - | - | - | - | - | - | - | - |
| TOTAL | .111 | 11-3 | 18 | 2 | 2 | 1 | 0 | 0 | 2 | 3 | .167 | 6 | 0 | 8 | 0 | .333 | 0 | 0 | 1-1 | 16 | 1 | 0 | 1.000 |

#8 PATRICK DEMARCO RHP R/R FR. 6-1/200 LOS ANGELES, CALIF.

| Year | ERA | W-L | APP | GS | CG | SHO | SV | IP | H | R | ER | BB | SO | 2B | 3B | HR | BF | BAA | WP | HBP | BK | SFA | SHA |
|--------------|----------|----------|----------|----------|----------|----------|----------|----------|----------|----------|----------|----------|----------|----------|----------|----------|----------|----------|----------|----------|----------|----------|----------|
| 2022 | - | - | - | - | - | - | - | - | - | - | - | - | - | - | - | - | - | - | - | - | - | - | - |
| TOTAL | - | - | - | - | - | - | - | - | - | - | - | - | - | - | - | - | - | - | - | - | - | - | - |

#49 BEN DEMELL IF/P L/R FR. 6-5/205 CONCORD, OHIO

| Year | Avg | GP-GS | AB | R | H | 2B | 3B | HR | RBI | TB | SLG% | BB | HBP | SO | GDP | OB% | SF | SH | SB-ATT | PO | A | E | FLD% |
|--------------|----------|----------|----------|----------|----------|----------|----------|----------|----------|----------|----------|----------|----------|----------|----------|----------|----------|----------|----------|----------|----------|----------|----------|
| 2022 | - | - | - | - | - | - | - | - | - | - | - | - | - | - | - | - | - | - | - | - | - | - | - |
| TOTAL | - | - | - | - | - | - | - | - | - | - | - | - | - | - | - | - | - | - | - | - | - | - | - |

| Year | ERA | W-L | APP | GS | CG | SHO | SV | IP | H | R | ER | BB | SO | 2B | 3B | HR | BF | BAA | WP | HBP | BK | SFA | SHA |
|--------------|-------------|------------|----------|----------|----------|------------|----------|------------|----------|----------|----------|----------|----------|----------|----------|----------|----------|-------------|----------|----------|----------|----------|----------|
| 2022 | 0.00 | 0-0 | 1 | 0 | 0 | 0/0 | 0 | 1.2 | 0 | 0 | 0 | 0 | 0 | 0 | 0 | 0 | 0 | .000 | 0 | 0 | 0 | 0 | 0 |
| TOTAL | 0.00 | 0-0 | 1 | 0 | 0 | 0/0 | 0 | 1.2 | 0 | 0 | 0 | 0 | 0 | 0 | 0 | 0 | 0 | .000 | 0 | 0 | 0 | 0 | 0 |

#5 CARSON ERTTER OF L/L JR. 5-10/175 EBENSBURG, PA.

| Year | Avg | GP-GS | AB | R | H | 2B | 3B | HR | RBI | TB | SLG% | BB | HBP | SO | GDP | OB% | SF | SH | SB-ATT | PO | A | E | FLD% |
|--------------|-------------|------------|----------|----------|----------|----------|----------|----------|----------|----------|-------------|----------|----------|----------|----------|-------------|----------|----------|------------|----------|----------|----------|--------------|
| 2020 | .000 | 3-0 | 2 | 0 | 0 | 0 | 0 | 0 | 0 | 0 | .000 | 0 | 1 | 0 | 0 | .333 | 0 | 0 | 0-0 | 1 | 0 | 0 | 1.000 |
| 2021 | .000 | 1-0 | 1 | 0 | 0 | 0 | 0 | 0 | 1 | 0 | .000 | 1 | 0 | 0 | 0 | .500 | 0 | 0 | 0-0 | 0 | 0 | 0 | .000 |
| 2022 | - | - | - | - | - | - | - | - | - | - | - | - | - | - | - | - | - | - | - | - | - | - | - |
| TOTAL | .000 | 4-0 | 3 | 0 | 0 | 0 | 0 | 0 | 1 | 0 | .000 | 1 | 1 | 0 | 0 | .400 | 0 | 0 | 0-0 | 1 | 0 | 0 | 1.000 |

CAREER STATS

#44 DEVIN FLETCHER RHP R/R FR. 6-8/215 BETHLEHEM, PA.

| Year | ERA | W-L | APP | GS | CG | SHO | SV | IP | H | R | ER | BB | SO | 2B | 3B | HR | BF | BAA | WP | HBP | BK | SFA | SHA |
|--------------|-----|-----|-----|----|----|-----|----|----|---|---|----|----|----|----|----|----|----|-----|----|-----|----|-----|-----|
| 2022 | - | - | - | - | - | - | - | - | - | - | - | - | - | - | - | - | - | - | - | - | - | - | - |
| TOTAL | - | - | - | - | - | - | - | - | - | - | - | - | - | - | - | - | - | - | - | - | - | - | - |

#10 TANNER FOLDS LHP R/L FR. 6-1/195 CALHOUN, GA.

| Year | ERA | W-L | App | GS | CG | SHO | SV | IP | H | R | ER | BB | SO | 2B | 3B | HR | BF | B/Avg | WP | HBP | BK | SFA | SHA |
|--------------|--------------|------------|----------|----------|----------|------------|----------|------------|----------|----------|----------|----------|----------|----------|----------|----------|----------|-------------|----------|----------|----------|----------|----------|
| 2022 | 20.25 | 0-0 | 2 | 0 | 0 | 0/0 | 0 | 1.1 | 2 | 3 | 3 | 1 | 2 | 0 | 0 | 0 | 7 | .333 | 1 | 0 | 0 | 0 | 0 |
| TOTAL | 20.25 | 0-0 | 2 | 0 | 0 | 0/0 | 0 | 1.1 | 2 | 3 | 3 | 1 | 2 | 0 | 0 | 0 | 7 | .333 | 1 | 0 | 0 | 0 | 0 |

#15 BRENDEN FRANKS IF/P R/R JR. 6-3/205 STATE COLLEGE, PA.

| Year | Avg | GP-GS | AB | R | H | 2B | 3B | HR | RBI | TB | SLG% | BB | HBP | SO | GDP | OB% | SF | SH | SB-ATT | PO | A | E | FLD% |
|--------------|-------------|------------|----------|----------|----------|----------|----------|----------|----------|----------|-------------|----------|----------|----------|----------|-------------|----------|----------|------------|----------|----------|----------|--------------|
| 2020 | .667 | 4-0 | 3 | 1 | 2 | 0 | 0 | 0 | 0 | 2 | .667 | 0 | 0 | 1 | 0 | .667 | 0 | 0 | 0-0 | 2 | 0 | 0 | 1.000 |
| 2021 | .000 | 4-0 | 3 | 1 | 0 | 0 | 0 | 0 | 0 | 0 | .000 | 0 | 1 | 2 | 0 | .250 | 0 | 0 | 0-0 | 4 | 0 | 0 | 1.000 |
| 2022 | .000 | 1-0 | 0 | 0 | 0 | 0 | 0 | 0 | 0 | 0 | .000 | 1 | 0 | 0 | 0 | 1.000 | 0 | 0 | 0-0 | 0 | 0 | 0 | 1.000 |
| TOTAL | .333 | 9-0 | 6 | 2 | 2 | 0 | 0 | 0 | 0 | 2 | .333 | 1 | 1 | 3 | 0 | .500 | 0 | 0 | 0-0 | 6 | 0 | 0 | 1.000 |
| Year | Avg | GP-GS | AB | R | H | 2B | 3B | HR | RBI | TB | SLG% | BB | HBP | SO | GDP | OB% | SF | SH | SB-ATT | PO | A | E | FLD% |
| 2020 | - | - | - | - | - | - | - | - | - | - | - | - | - | - | - | - | - | - | - | - | - | - | - |
| 2021 | - | - | - | - | - | - | - | - | - | - | - | - | - | - | - | - | - | - | - | - | - | - | - |
| 2022 | - | - | - | - | - | - | - | - | - | - | - | - | - | - | - | - | - | - | - | - | - | - | - |
| TOTAL | - | - | - | - | - | - | - | - | - | - | - | - | - | - | - | - | - | - | - | - | - | - | - |

#28 HUTCH GAGNON LHP L/L SR. 6-3/220 DOWNINGTOWN, PA.

| Year | ERA | W-L | App | GS | CG | SHO | SV | IP | H | R | ER | BB | SO | 2B | 3B | HR | BF | B/Avg | WP | HBP | BK | SFA | SHA |
|--------------|-------------|------------|-----------|----------|----------|------------|----------|-------------|-----------|-----------|-----------|-----------|-----------|-----------|----------|----------|------------|-------------|----------|----------|----------|----------|----------|
| 2019 | 5.59 | 0-1 | 18 | 0 | 0 | 0/0 | 0 | 19.1 | 21 | 12 | 12 | 11 | 21 | 4 | 1 | 2 | 93 | .273 | 3 | 3 | 0 | 0 | 2 |
| 2020 | 3.21 | 1-0 | 4 | 2 | 0 | 0/0 | 0 | 14.0 | 15 | 5 | 5 | 6 | 17 | 4 | 1 | 0 | 62 | .268 | 0 | 0 | 0 | 0 | 0 |
| 2021 | 6.75 | 0-1 | 11 | 0 | 0 | 0/0 | 0 | 12.0 | 18 | 10 | 9 | 4 | 13 | 3 | 1 | 1 | 64 | .327 | 2 | 3 | 0 | 1 | 1 |
| 2022 | - | - | - | - | - | - | - | - | - | - | - | - | - | - | - | - | - | - | - | - | - | - | - |
| TOTAL | 5.16 | 1-2 | 33 | 2 | 0 | 0/0 | 0 | 45.1 | 54 | 27 | 26 | 21 | 51 | 11 | 3 | 3 | 219 | .287 | 5 | 6 | 0 | 1 | 3 |

#35 BILLY GERLOTT OF/IF R/R SO. 6-1/195 AUBURN, PA.

| Year | Avg | GP-GS | AB | R | H | 2B | 3B | HR | RBI | TB | SLG% | BB | HBP | SO | GDP | OB% | SF | SH | SB-ATT | PO | A | E | FLD% |
|--------------|-------------|------------|-----------|----------|----------|----------|----------|----------|----------|----------|-------------|----------|----------|----------|----------|-------------|----------|----------|------------|----------|----------|----------|--------------|
| 2021 | - | - | - | - | - | - | - | - | - | - | - | - | - | - | - | - | - | - | - | - | - | - | - |
| 2022 | .188 | 4-4 | 16 | 1 | 3 | 1 | 0 | 0 | 3 | 4 | .250 | 1 | 0 | 7 | 1 | .235 | 0 | 0 | 1-1 | 5 | 0 | 0 | 1.000 |
| TOTAL | .188 | 4-4 | 16 | 1 | 3 | 1 | 0 | 0 | 3 | 4 | .250 | 1 | 0 | 7 | 1 | .235 | 0 | 0 | 1-1 | 5 | 0 | 0 | 1.000 |

#17 SENECA GREGORY RHP R/R FR. 6-4/225 STAFFORD, VA.

| Year | ERA | W-L | APP | GS | CG | SHO | SV | IP | H | R | ER | BB | SO | 2B | 3B | HR | BF | BAA | WP | HBP | BK | SFA | SHA |
|--------------|-----|-----|-----|----|----|-----|----|----|---|---|----|----|----|----|----|----|----|-----|----|-----|----|-----|-----|
| 2022 | - | - | - | - | - | - | - | - | - | - | - | - | - | - | - | - | - | - | - | - | - | - | - |
| TOTAL | - | - | - | - | - | - | - | - | - | - | - | - | - | - | - | - | - | - | - | - | - | - | - |

#2 KYLE HANNON IF/OF L/R SO. 5-10/194 HARRISBURG, PA.

| Year | Avg | GP-GS | AB | R | H | 2B | 3B | HR | RBI | TB | SLG% | BB | HBP | SO | GDP | OB% | SF | SH | SB-ATT | PO | A | E | FLD% |
|--------------|-------------|--------------|-----------|----------|----------|----------|----------|----------|----------|-----------|-------------|----------|----------|-----------|----------|-------------|----------|----------|------------|-----------|----------|----------|-------------|
| 2021 | .133 | 12-9 | 30 | 3 | 4 | 1 | 1 | 0 | 1 | 7 | .233 | 2 | 0 | 12 | 0 | .188 | 0 | 1 | 0-0 | 15 | 0 | 0 | 1.000 |
| 2022 | .308 | 4-4 | 13 | 2 | 4 | 2 | 0 | 0 | 4 | 6 | .462 | 3 | 0 | 3 | 1 | .438 | 0 | 0 | 1-1 | 7 | 7 | 3 | .824 |
| TOTAL | .186 | 16-13 | 43 | 5 | 8 | 3 | 1 | 0 | 5 | 13 | .302 | 5 | 0 | 15 | 1 | .271 | 0 | 1 | 1-1 | 22 | 7 | 3 | .906 |

#1 JAY HARRY IF L/R SO. 6-0/195 METUCHEN, N.J.

| Year | Avg | GP-GS | AB | R | H | 2B | 3B | HR | RBI | TB | SLG% | BB | HBP | SO | GDP | OB% | SF | SH | SB-ATT | PO | A | E | FLD% |
|--------------|-------------|--------------|------------|-----------|-----------|-----------|----------|----------|-----------|-----------|-------------|-----------|----------|-----------|----------|-------------|----------|----------|------------|-----------|------------|-----------|-------------|
| 2021 | .268 | 42-42 | 142 | 22 | 38 | 10 | 0 | 1 | 18 | 51 | .359 | 12 | 4 | 25 | 2 | .335 | 3 | 0 | 1-1 | 58 | 101 | 11 | .935 |
| 2022 | .412 | 4-4 | 17 | 3 | 7 | 0 | 0 | 0 | 3 | 7 | .412 | 1 | 0 | 2 | 0 | .444 | 0 | 0 | 1-1 | 4 | 21 | 1 | .962 |
| TOTAL | .xxx | 46-46 | 159 | 25 | 45 | 10 | 0 | 1 | 21 | 58 | .xxx | 13 | 4 | 27 | 2 | .xxx | 3 | 0 | 2-2 | 62 | 122 | 12 | .xxx |

CAREER STATS

#24 JADEN HENLINE RHP L/R SO. 6-2/195 NEW CUMBERLAND, PA.

| Year | ERA | W-L | App | GS | CG | SHO | SV | IP | H | R | ER | BB | SO | 2B | 3B | HR | BF | B/Avg | WP | HBP | BK | SFA | SHA |
|--------------|-------------|------------|-----------|----------|----------|------------|----------|-------------|-----------|-----------|----------|-----------|-----------|----------|----------|----------|------------|-------------|----------|----------|----------|----------|----------|
| 2021 | 3.72 | 0-1 | 9 | 3 | 0 | 0/0 | 0 | 19.1 | 17 | 8 | 8 | 8 | 22 | 2 | 0 | 2 | 86 | .230 | 1 | 3 | 0 | 0 | 1 |
| 2022 | 2.25 | 0-0 | 1 | 0 | 0 | 0/0 | 1 | 4.0 | 3 | 2 | 1 | 2 | 4 | 0 | 0 | 0 | 16 | .214 | 0 | 0 | 0 | 0 | 0 |
| TOTAL | 3.47 | 0-1 | 10 | 3 | 0 | 0/0 | 1 | 23.1 | 20 | 10 | 9 | 10 | 26 | 2 | 0 | 2 | 102 | .227 | 1 | 3 | 0 | 0 | 1 |

#40 BEN KAILHER IF R/R JR. 5-8/160 RUMFORD, R.I.

| Year | Avg | GP-GS | AB | R | H | 2B | 3B | HR | RBI | TB | SLG% | BB | HBP | SO | GDP | OB% | SF | SH | SB-ATT | PO | A | E | FLD% |
|--------------|-------------|-------------|-----------|----------|----------|----------|----------|----------|----------|-----------|-------------|----------|----------|----------|----------|-------------|----------|----------|------------|----------|-----------|----------|-------------|
| 2020 | .222 | 9-6 | 18 | 4 | 4 | 1 | 2 | 0 | 4 | 9 | .500 | 2 | 2 | 6 | 2 | .333 | 2 | 0 | 2-2 | 3 | 9 | 2 | .857 |
| 2021 | .143 | 11-0 | 7 | 3 | 1 | 0 | 0 | 0 | 0 | 1 | .143 | 0 | 0 | 2 | 0 | .143 | 0 | 0 | 1-1 | 0 | 2 | 0 | 1.000 |
| 2022 | - | 1-0 | - | - | - | - | - | - | - | - | - | 1 | - | - | - | 1.000 | - | - | - | - | - | - | - |
| TOTAL | .200 | 21-6 | 25 | 7 | 5 | 1 | 2 | 0 | 4 | 10 | .400 | 3 | 2 | 8 | 2 | .313 | 2 | 0 | 3-3 | 3 | 11 | 2 | .875 |

#13 TAYVEN KELLEY OF R/R JR. 6-3/200 BOILING SPRINGS, PA.

| Year | Avg | GP-GS | AB | R | H | 2B | 3B | HR | RBI | TB | SLG% | BB | HBP | SO | GDP | OB% | SF | SH | SB-ATT | PO | A | E | FLD% |
|--------------|-------------|--------------|------------|-----------|-----------|-----------|----------|----------|-----------|-----------|-------------|-----------|----------|-----------|----------|-------------|----------|----------|------------|-----------|----------|----------|-------------|
| 2020 | .188 | 9-4 | 16 | 4 | 3 | 2 | 0 | 0 | 1 | 5 | .313 | 3 | 1 | 8 | 0 | .350 | 0 | 0 | 0-0 | 10 | 0 | 0 | 1.000 |
| 2021 | .238 | 28-27 | 101 | 8 | 24 | 8 | 2 | 1 | 9 | 39 | .386 | 10 | 1 | 37 | 2 | .313 | 0 | 3 | 0-2 | 53 | 1 | 4 | .931 |
| 2022 | .267 | 4-4 | 15 | 1 | 4 | 0 | 0 | 0 | 2 | 4 | .267 | 0 | 1 | 3 | 1 | .313 | 0 | 0 | 0-1 | 6 | 0 | 0 | 1.000 |
| TOTAL | .235 | 41-35 | 132 | 13 | 31 | 10 | 2 | 1 | 12 | 48 | .364 | 13 | 3 | 48 | 3 | .318 | 0 | 3 | 0-3 | 69 | 1 | 4 | .946 |

#29 CARSON KOHLS RHP R/R SO. 6-0/195 SACRAMENTO, CALIF.

| Year | ERA | W-L | App | GS | CG | SHO | SV | IP | H | R | ER | BB | SO | 2B | 3B | HR | BF | B/Avg | WP | HBP | BK | SFA | SHA |
|--------------|-------------|------------|----------|----------|----------|------------|----------|------------|----------|----------|----------|----------|----------|----------|----------|----------|-----------|-------------|----------|----------|----------|----------|----------|
| 2021 | 3.18 | 0-0 | 5 | 0 | 0 | 0/0 | 0 | 5.2 | 7 | 3 | 2 | 2 | 4 | 1 | 1 | 1 | 27 | .304 | 1 | 2 | 0 | 0 | 0 |
| 2022 | 9.00 | 0-0 | 2 | 0 | 0 | 0/0 | 0 | 1.0 | 1 | 1 | 1 | 2 | 0 | 0 | 0 | 0 | 7 | .250 | 0 | 1 | 0 | 0 | 0 |
| TOTAL | 4.05 | 0-0 | 7 | 0 | 0 | 0/0 | 0 | 6.2 | 8 | 4 | 3 | 4 | 4 | 1 | 1 | 1 | 34 | .304 | 1 | 3 | 0 | 0 | 0 |

#33 TRAVIS LUENSMANN RHP R/R SO. 6-6/234 ALTOONA, PA.

| Year | ERA | W-L | App | GS | CG | SHO | SV | IP | H | R | ER | BB | SO | 2B | 3B | HR | BF | B/Avg | WP | HBP | BK | SFA | SHA |
|--------------|-------------|------------|----------|----------|----------|------------|----------|------------|----------|----------|----------|----------|----------|----------|----------|----------|-----------|-------------|----------|----------|----------|----------|----------|
| 2021* | 15.43 | 0-1 | 4 | 0 | 0 | 0/0 | 0 | 2.1 | 4 | 6 | 4 | 1 | 2 | 2 | 0 | 0 | 12 | .333 | 0 | 0 | 1 | 0 | 0 |
| 2022 | 4.15 | 0-1 | 1 | 1 | 0 | 0/0 | 0 | 4.1 | 3 | 3 | 2 | 5 | 7 | 0 | 0 | 1 | 21 | .188 | 0 | 0 | 0 | 0 | 0 |
| TOTAL | 8.10 | 0-2 | 5 | 1 | 0 | 0/0 | 0 | 6.2 | 7 | 9 | 6 | 6 | 9 | 2 | 0 | 1 | 33 | .333 | 0 | 0 | 1 | 0 | 0 |

*At South Carolina

#18 MASON MELLOTT RHP R/R GR. 6-0/205 STATE COLLEGE, PA.

| Year | ERA | W-L | APP | GS | CG | SHO | SV | IP | H | R | ER | BB | SO | 2B | 3B | HR | BF | BAA | WP | HBP | BK | SFA | SHA |
|--------------|-------------|-------------|-----------|----------|----------|------------|-----------|--------------|------------|-----------|-----------|-----------|------------|-----------|----------|----------|------------|-------------|-----------|-----------|----------|----------|-----------|
| 2018 | 3.18 | 0-1 | 24 | 0 | 0 | 0/0 | 4 | 34.0 | 38 | 16 | 12 | 14 | 28 | 4 | 1 | 0 | 155 | .295 | 4 | 5 | 2 | 3 | 4 |
| 2019 | 2.43 | 6-3 | 21 | 0 | 0 | 0/2 | 5 | 63.0 | 59 | 25 | 17 | 14 | 52 | 10 | 2 | 1 | 270 | .244 | 3 | 6 | 0 | 1 | 6 |
| 2020 | 2.25 | 2-1 | 5 | 0 | 0 | 0/0 | 0 | 8.0 | 8 | 3 | 2 | 1 | 6 | 1 | 1 | 0 | 35 | .258 | 0 | 0 | 0 | 0 | 3 |
| 2021 | 4.60 | 2-2 | 17 | 0 | 0 | 0/0 | 4 | 31.1 | 32 | 20 | 16 | 18 | 33 | 2 | 1 | 1 | 149 | .264 | 4 | 8 | 1 | 0 | 2 |
| 2022 | 9.00 | 0-1 | 1 | 1 | 0 | 0/0 | 0 | 3.0 | 4 | 3 | 3 | 3 | 2 | 1 | 0 | 0 | 15 | .333 | 0 | 0 | 0 | 0 | 0 |
| TOTAL | 3.23 | 10-8 | 68 | 1 | 0 | 0/2 | 13 | 139.1 | 141 | 67 | 50 | 50 | 121 | 18 | 5 | 2 | 524 | .262 | 11 | 19 | 3 | 4 | 15 |

#21 STEVEN MILLER RHP R/R SR. 6-1/190 PITTSBURGH, PA.

| Year | ERA | W-L | App | GS | CG | SHO | SV | IP | H | R | ER | BB | SO | 2B | 3B | HR | BF | B/Avg | WP | HBP | BK | SFA | SHA |
|--------------|-------------|------------|-----------|----------|----------|------------|----------|-------------|-----------|-----------|-----------|----------|-----------|----------|----------|----------|-----------|-------------|----------|----------|----------|----------|----------|
| 2019 | 3.86 | 0-0 | 3 | 0 | 0 | 0/0 | 0 | 2.1 | 4 | 1 | 1 | 1 | 1 | 3 | 0 | 0 | 12 | .364 | 1 | 0 | 0 | 0 | 0 |
| 2020 | 2.70 | 0-0 | 3 | 0 | 0 | 0/1 | 0 | 3.1 | 2 | 1 | 1 | 1 | 6 | 1 | 0 | 0 | 13 | .167 | 0 | 0 | 0 | 0 | 0 |
| 2021 | 3.29 | 0-1 | 12 | 0 | 0 | 0/2 | 2 | 13.2 | 12 | 8 | 5 | 7 | 17 | 2 | 0 | 0 | 58 | .245 | 2 | 2 | 0 | 0 | 0 |
| 2022 | 16.20 | 0-1 | 1 | 0 | 0 | 0/0 | 0 | 1.2 | 3 | 4 | 3 | 0 | 2 | 0 | 1 | 0 | 9 | .333 | 0 | 0 | 0 | 0 | 0 |
| TOTAL | 4.29 | 0-2 | 19 | 0 | 0 | 0/3 | 2 | 21.0 | 21 | 14 | 10 | 9 | 26 | 6 | 1 | 0 | 92 | .250 | 3 | 2 | 0 | 0 | 0 |

CAREER STATS

#27 TOMMY MOLSKY RHP R/R FR. 6-1/160 DILLSBURG, PA.

| Year | ERA | W-L | APP | GS | CG | SHO | SV | IP | H | R | ER | BB | SO | 2B | 3B | HR | BF | BAA | WP | HBP | BK | SFA | SHA |
|--------------|-------------|------------|----------|----------|----------|------------|----------|------------|----------|----------|----------|----------|----------|----------|----------|----------|-----------|-------------|----------|----------|----------|----------|----------|
| 2022 | 0.00 | 0-1 | 1 | 1 | 0 | 0/0 | 0 | 6.0 | 4 | 2 | 0 | 1 | 3 | 1 | 0 | 0 | 22 | .200 | 0 | 0 | 0 | 0 | 1 |
| TOTAL | 0.00 | 0-1 | 1 | 1 | 0 | 0/0 | 0 | 6.0 | 4 | 2 | 0 | 1 | 3 | 1 | 0 | 0 | 22 | .200 | 0 | 0 | 0 | 0 | 1 |

#37 JORDAN MORALES LHP R/L JR. 5-9/175 SOUDERTON, PA.

| Year | ERA | W-L | App | GS | CG | SHO | SV | IP | H | R | ER | BB | SO | 2B | 3B | HR | BF | B/Avg | WP | HBP | BK | SFA | SHA |
|--------------|-------------|------------|-----------|----------|----------|------------|----------|-------------|-----------|-----------|-----------|-----------|-----------|-----------|----------|----------|------------|-------------|----------|----------|----------|----------|----------|
| 2020* | 2.16 | 0-2 | 5 | 0 | 0 | 0/1 | 2 | 8.1 | 5 | 4 | 2 | 3 | 14 | 1 | 0 | 1 | 37 | .167 | 3 | 1 | 1 | 1 | 2 |
| 2021* | 6.11 | 2-6 | 16 | 7 | 1 | 0/0 | 2 | 45.2 | 60 | 35 | 31 | 23 | 49 | 10 | 2 | 4 | 226 | .313 | 2 | 8 | 2 | 3 | 0 |
| 2022 | 27.00 | 0-0 | 1 | 0 | 0 | 0/0 | 0 | 0.2 | 2 | 2 | 2 | 3 | 1 | 0 | 0 | 0 | 7 | .667 | 0 | 0 | 0 | 0 | 1 |
| TOTAL | 5.76 | 2-8 | 22 | 7 | 1 | 0/1 | 4 | 54.2 | 67 | 41 | 35 | 29 | 64 | 11 | 2 | 5 | 270 | .298 | 5 | 9 | 3 | 4 | 3 |

*At LaSalle

#6 JOE NASTASI RHP R/R SO. 6-0/217 STATE COLLEGE, PA.

| Year | ERA | W-L | App | GS | CG | SHO | SV | IP | H | R | ER | BB | SO | 2B | 3B | HR | BF | B/Avg | WP | HBP | BK | SFA | SHA |
|--------------|----------|----------|----------|----------|----------|----------|----------|----------|----------|----------|----------|----------|----------|----------|----------|----------|----------|----------|----------|----------|----------|----------|----------|
| 2021 | - | - | - | - | - | - | - | - | - | - | - | - | - | - | - | - | - | - | - | - | - | - | - |
| 2022 | - | - | - | - | - | - | - | - | - | - | - | - | - | - | - | - | - | - | - | - | - | - | - |
| TOTAL | - | - | - | - | - | - | - | - | - | - | - | - | - | - | - | - | - | - | - | - | - | - | - |

#34 RICHIE PALTRIDGE LHP/1B/OF L/L SO. 6-3/194 MONTGOMERY, N.Y.

| Year | Avg | GP-GS | AB | R | H | 2B | 3B | HR | RBI | TB | SLG% | BB | HBP | SO | GDP | OB% | SF | SH | SB-ATT | PO | A | E | FLD% |
|--------------|----------|----------|----------|----------|----------|----------|----------|----------|----------|----------|----------|----------|----------|----------|----------|----------|----------|----------|----------|----------|----------|----------|----------|
| 2021 | - | - | - | - | - | - | - | - | - | - | - | - | - | - | - | - | - | - | - | - | - | - | - |
| 2022 | - | - | - | - | - | - | - | - | - | - | - | - | - | - | - | - | - | - | - | - | - | - | - |
| TOTAL | - | - | - | - | - | - | - | - | - | - | - | - | - | - | - | - | - | - | - | - | - | - | - |

| Year | ERA | W-L | APP | GS | CG | SHO | SV | IP | H | R | ER | BB | SO | 2B | 3B | HR | BF | BAA | WP | HBP | BK | SFA | SHA |
|--------------|----------|----------|----------|----------|----------|----------|----------|----------|----------|----------|----------|----------|----------|----------|----------|----------|----------|----------|----------|----------|----------|----------|----------|
| 2021 | - | - | - | - | - | - | - | - | - | - | - | - | - | - | - | - | - | - | - | - | - | - | - |
| 2022 | - | - | - | - | - | - | - | - | - | - | - | - | - | - | - | - | - | - | - | - | - | - | - |
| TOTAL | - | - | - | - | - | - | - | - | - | - | - | - | - | - | - | - | - | - | - | - | - | - | - |

#31 RYAN PARTRIDGE LHP R/L JR. 6-3/215 WEXFORD, PA.

| Year | ERA | W-L | App | GS | CG | SHO | SV | IP | H | R | ER | BB | SO | 2B | 3B | HR | BF | B/Avg | WP | HBP | BK | SFA | SHA |
|--------------|-------------|------------|----------|----------|----------|------------|----------|------------|----------|----------|----------|----------|----------|----------|----------|----------|-----------|-------------|----------|----------|----------|----------|----------|
| 2020 | 0.00 | 0-0 | 2 | 0 | 0 | 0/0 | 0 | 2.0 | 1 | 0 | 0 | 0 | 2 | 0 | 0 | 0 | 6 | .167 | 0 | 0 | 0 | 0 | 0 |
| 2021 | 0.00 | 0-0 | 5 | 0 | 0 | 0/0 | 0 | 2.2 | 4 | 2 | 0 | 3 | 4 | 1 | 0 | 0 | 16 | .333 | 0 | 0 | 0 | 1 | 0 |
| 2022 | 40.50 | 0-0 | 2 | 0 | 0 | 0/0 | 0 | 0.2 | 2 | 3 | 3 | 1 | 0 | 0 | 0 | 0 | 5 | .500 | 0 | 0 | 0 | 0 | 0 |
| TOTAL | 5.06 | 0-0 | 9 | 0 | 0 | 0/0 | 0 | 5.1 | 7 | 5 | 3 | 4 | 6 | 1 | 0 | 0 | 27 | .318 | 0 | 0 | 0 | 1 | 0 |

#22 JOHNNY PIACENTINO OF R/R JR. 5-11/185 CHERRY HILL, N.J.

| Year | Avg | GP-GS | AB | R | H | 2B | 3B | HR | RBI | TB | SLG% | BB | HBP | SO | GDP | OB% | SF | SH | SB-ATT | PO | A | E | FLD% |
|--------------|-------------|--------------|------------|-----------|-----------|-----------|----------|-----------|-----------|------------|-------------|-----------|----------|-----------|----------|-------------|----------|----------|------------|------------|----------|----------|-------------|
| 2020 | .400 | 13-10 | 35 | 11 | 14 | 4 | 0 | 2 | 11 | 24 | .686 | 10 | 0 | 4 | 0 | .511 | 2 | 0 | 4-4 | 27 | 0 | 0 | 1.000 |
| 2021 | .284 | 42-42 | 162 | 30 | 46 | 15 | 0 | 8 | 32 | 85 | .525 | 17 | 0 | 40 | 4 | .350 | 1 | 1 | 0-2 | 83 | 0 | 3 | .965 |
| 2022 | .125 | 3-3 | 8 | 1 | 1 | 0 | 0 | 0 | 0 | 1 | .125 | 2 | 0 | 3 | 1 | .300 | 0 | 1 | 0-0 | 3 | 0 | 0 | 1.000 |
| TOTAL | .298 | 58-55 | 205 | 42 | 61 | 19 | 0 | 10 | 43 | 110 | .537 | 29 | 0 | 47 | 5 | .380 | 3 | 2 | 4-6 | 113 | 0 | 3 | .974 |

#7 C.J. PITTARO IF L/R SO. 6-1/195 HAMILTON, N.J.

| Year | Avg | GP-GS | AB | R | H | 2B | 3B | HR | RBI | TB | SLG% | BB | HBP | SO | GDP | OB% | SF | SH | SB-ATT | PO | A | E | FLD% |
|--------------|-------------|------------|-----------|----------|----------|----------|----------|----------|----------|----------|-------------|----------|----------|----------|----------|-------------|----------|----------|------------|----------|----------|----------|-------------|
| 2021* | .333 | 5-0 | 3 | 0 | 1 | 0 | 0 | 0 | 3 | 1 | .333 | 0 | 0 | 0 | 0 | .333 | 0 | 0 | 0-0 | 0 | 1 | 0 | 1.000 |
| 2022 | .143 | 4-4 | 14 | 2 | 2 | 0 | 0 | 0 | 0 | 2 | .143 | 1 | 0 | 4 | 0 | .200 | 0 | 0 | 0-0 | 5 | 3 | 1 | .889 |
| TOTAL | .176 | 9-4 | 17 | 2 | 3 | 0 | 0 | 0 | 3 | 3 | .176 | 1 | 0 | 4 | 0 | .222 | 0 | 0 | 0-0 | 5 | 4 | 1 | .900 |

*At Vanderbilt

CAREER STATS

#25 CHASE RENNER RHP R/R FR. 6-4/190 ALBURTIS, PA.

| Year | ERA | W-L | APP | GS | CG | SHO | SV | IP | H | R | ER | BB | SO | 2B | 3B | HR | BF | BAA | WP | HBP | BK | SFA | SHA |
|--------------|--------------|------------|----------|----------|----------|------------|----------|------------|----------|----------|----------|----------|----------|----------|----------|----------|----------|-------------|----------|----------|----------|----------|----------|
| 2022 | 18.00 | 0-0 | 1 | 0 | 0 | 0/0 | 0 | 1.0 | 1 | 2 | 2 | 3 | 1 | 1 | 0 | 0 | 7 | .250 | 1 | 0 | 0 | 0 | 0 |
| TOTAL | 18.00 | 0-0 | 1 | 0 | 0 | 0/0 | 0 | 1.0 | 1 | 2 | 2 | 3 | 1 | 1 | 0 | 0 | 7 | .250 | 1 | 0 | 0 | 0 | 0 |

#11 CHAD ROGERS RHP R/R SO. 6-5/220 MENTOR, OHIO

| Year | ERA | W-L | App | GS | CG | SHO | SV | IP | H | R | ER | BB | SO | 2B | 3B | HR | BF | B/Avg | WP | HBP | BK | SFA | SHA |
|--------------|--------------|------------|----------|----------|----------|------------|----------|------------|-----------|----------|----------|----------|----------|----------|----------|----------|-----------|-------------|----------|----------|----------|----------|----------|
| 2021 | 13.50 | 1-0 | 3 | 0 | 0 | 0/0 | 0 | 4.0 | 8 | 6 | 6 | 7 | 1 | 2 | 0 | 0 | 25 | .471 | 0 | 0 | 1 | 1 | 0 |
| 2022 | 10.80 | 0-0 | 1 | 0 | 0 | 0/0 | 0 | 1.2 | 4 | 2 | 2 | 2 | 1 | 0 | 0 | 0 | 11 | .571 | 0 | 0 | 0 | 2 | 0 |
| TOTAL | 12.71 | 1-0 | 4 | 0 | 0 | 0/0 | 0 | 5.2 | 12 | 8 | 8 | 9 | 2 | 2 | 0 | 0 | 36 | .500 | 0 | 0 | 1 | 3 | 0 |

#20 BLAISE SCLAFANI RHP R/R SR. 6-6/200 SOUDERTON, PA.

| Year | ERA | W-L | App | GS | CG | SHO | SV | IP | H | R | ER | BB | SO | 2B | 3B | HR | BF | B/Avg | WP | HBP | BK | SFA | SHA |
|--------------|-------------|------------|-----------|----------|----------|------------|----------|-------------|-----------|-----------|-----------|-----------|-----------|----------|----------|----------|-----------|-------------|----------|----------|----------|----------|----------|
| 2019* | 4.42 | 1-0 | 12 | 0 | 0 | 0/0 | 0 | 18.1 | 12 | 11 | 9 | 19 | 14 | 2 | 0 | 1 | 60 | .200 | 2 | 6 | 0 | 3 | 0 |
| 2020* | 4.76 | 0-0 | 4 | 0 | 0 | 0/0 | 0 | 5.2 | 5 | 4 | 3 | 2 | 5 | 0 | 0 | 0 | 20 | .250 | 3 | 2 | 0 | 0 | 0 |
| 2021 | 18.00 | 0-0 | 2 | 0 | 0 | 0/0 | 0 | 1.0 | 2 | 2 | 2 | 4 | 1 | 0 | 0 | 0 | 10 | .500 | 2 | 1 | 0 | 1 | 0 |
| 2022 | - | - | - | - | - | - | - | - | - | - | - | - | - | - | - | - | - | - | - | - | - | - | - |
| TOTAL | 5.04 | 1-0 | 18 | 0 | 0 | 0/0 | 0 | 25.0 | 19 | 17 | 14 | 25 | 20 | 2 | 0 | 0 | 90 | .211 | 7 | 9 | 0 | 4 | 0 |

#36 TYLER SHINGLEDECKER LHP R/L SR. 6-3/185 HUNTERVILLE, N.C.

| Year | ERA | W-L | App | GS | CG | SHO | SV | IP | H | R | ER | BB | SO | 2B | 3B | HR | BF | B/Avg | WP | HBP | BK | SFA | SHA |
|--------------|-------------|------------|-----------|----------|----------|------------|----------|-------------|-----------|-----------|-----------|-----------|------------|-----------|----------|----------|------------|-------------|----------|-----------|----------|----------|----------|
| 2019 | 4.43 | 1-1 | 19 | 2 | 0 | 0/1 | 1 | 40.2 | 31 | 27 | 20 | 27 | 44 | 8 | 1 | 3 | 185 | .207 | 4 | 6 | 0 | 1 | 1 |
| 2020 | 0.64 | 0-0 | 5 | 0 | 0 | 0/0 | 0 | 14.0 | 3 | 1 | 1 | 2 | 20 | 1 | 0 | 0 | 49 | .067 | 1 | 1 | 0 | 0 | 1 |
| 2021 | 6.00 | 2-2 | 16 | 1 | 0 | 0/1 | 1 | 27.0 | 20 | 21 | 18 | 16 | 38 | 3 | 3 | 2 | 123 | .196 | 3 | 4 | 0 | 1 | 0 |
| 2022 | 3.38 | 0-0 | 2 | 0 | 0 | 0/0 | 0 | 2.2 | 2 | 1 | 1 | 1 | 5 | 0 | 0 | 0 | 11 | .200 | 0 | 0 | 0 | 0 | 0 |
| TOTAL | 4.32 | 3-3 | 42 | 3 | 0 | 0/2 | 2 | 83.1 | 56 | 50 | 40 | 46 | 107 | 12 | 4 | 5 | 368 | .182 | 8 | 11 | 0 | 2 | 2 |

#41 JOSH SPIEGEL C/1B R/R R-JR. 6-3/206 JEANNETTE, PA.

| Year | Avg | GP-GS | AB | R | H | 2B | 3B | HR | RBI | TB | SLG% | BB | HBP | SO | GDP | OB% | SF | SH | SB-ATT | PO | A | E | FLD% | |
|--------------|-------------|--------------|------------|-----------|-----------|-----------|----------|----------|-----------|-----------|-------------|-----------|----------|-----------|----------|-------------|----------|----------|------------|------------|-----------|----------|-------------|--|
| 2019* | | | | | | | | | | | | | | | | | | | | | | | | |
| | | | | | | | | | | | | | | | | | | | | | | | | |
| 2020* | .500 | 3-0 | 4 | 0 | 2 | 0 | 0 | 0 | 1 | 2 | .500 | 0 | 0 | 1 | 0 | .500 | 0 | 0 | 0-0 | 7 | 0 | 0 | 1.000 | |
| 2021 | .261 | 38-38 | 134 | 19 | 35 | 10 | 1 | 4 | 22 | 59 | .440 | 10 | 2 | 43 | 3 | .320 | 1 | 2 | 1-1 | 134 | 12 | 4 | .973 | |
| 2022 | .333 | 4-4 | 15 | 3 | 5 | 3 | 0 | 0 | 1 | 8 | .533 | 2 | 0 | 2 | 0 | .412 | 0 | 0 | 0-0 | 34 | 1 | 2 | .946 | |
| TOTAL | .275 | 45-42 | 153 | 22 | 42 | 13 | 1 | 4 | 24 | 69 | .451 | 12 | 2 | 46 | 3 | .333 | 1 | 2 | 1-1 | 175 | 13 | 6 | .969 | |

#30 ANTHONY STEELE LHP/1B/OF L/L FR. 6-4/225 SHELTON, CONN.

| Year | ERA | W-L | APP | GS | CG | SHO | SV | IP | H | R | ER | BB | SO | 2B | 3B | HR | BF | BAA | WP | HBP | BK | SFA | SHA |
|--------------|--------------|------------|----------|----------|----------|------------|----------|------------|----------|----------|----------|----------|----------|----------|----------|----------|----------|-------------|----------|----------|----------|----------|----------|
| 2022 | 27.00 | 0-0 | 1 | 0 | 0 | 0/0 | 0 | 0.1 | 3 | 2 | 1 | 0 | 1 | 0 | 1 | 0 | 6 | .600 | 0 | 1 | 0 | 0 | 0 |
| TOTAL | 27.00 | 0-0 | 1 | 0 | 0 | 0/0 | 0 | 0.1 | 3 | 2 | 1 | 0 | 1 | 0 | 1 | 0 | 6 | .600 | 0 | 1 | 0 | 0 | 0 |

| Year | Avg | GP-GS | AB | R | H | 2B | 3B | HR | RBI | TB | SLG% | BB | HBP | SO | GDP | OB% | SF | SH | SB-ATT | PO | A | E | FLD% |
|--------------|-------------|------------|----------|----------|----------|----------|----------|----------|----------|----------|-------------|----------|----------|----------|----------|-------------|----------|----------|------------|----------|----------|----------|-------------|
| 2022 | .200 | 2-1 | 5 | 1 | 1 | 0 | 0 | 0 | 0 | 1 | .200 | 0 | 0 | 1 | 0 | .200 | 0 | 0 | 0-0 | 0 | 0 | 0 | .000 |
| TOTAL | .200 | 2-1 | 5 | 1 | 1 | 0 | 0 | 0 | 0 | 1 | .200 | 0 | 0 | 1 | 0 | .200 | 0 | 0 | 0-0 | 0 | 0 | 0 | .000 |

CAREER STATS

#9 CONNOR THRONEBERRY RHP/IF R/R FR. 6-6/230 ST. LOUIS, MO.

| Year | ERA | W-L | APP | GS | CG | SHO | SV | IP | H | R | ER | BB | SO | 2B | 3B | HR | BF | BAA | WP | HBP | BK | SFA | SHA |
|--------------|-----|-----|-----|----|----|-----|----|----|---|---|----|----|----|----|----|----|----|-----|----|-----|----|-----|-----|
| 2022 | - | - | - | - | - | - | - | - | - | - | - | - | - | - | - | - | - | - | - | - | - | - | - |
| TOTAL | - | - | - | - | - | - | - | - | - | - | - | - | - | - | - | - | - | - | - | - | - | - | - |

| Year | Avg | GP-GS | AB | R | H | 2B | 3B | HR | RBI | TB | SLG% | BB | HBP | SO | GDP | OB% | SF | SH | SB-ATT | PO | A | E | FLD% |
|--------------|-------------|------------|----------|----------|----------|----------|----------|----------|----------|----------|-------------|----------|----------|----------|----------|-------------|----------|----------|------------|----------|----------|----------|--------------|
| 2022 | .000 | 1-0 | 1 | 0 | 0 | 0 | 0 | 0 | 0 | 0 | .000 | 0 | 0 | 1 | 0 | .000 | 0 | 0 | 0-0 | 3 | 0 | 0 | 1.000 |
| TOTAL | .000 | 1-0 | 1 | 0 | 0 | 0 | 0 | 0 | 0 | 0 | .000 | 0 | 0 | 1 | 0 | .000 | 0 | 0 | 0-0 | 3 | 0 | 0 | 1.000 |

#12 KELLAN TULIO LHP L/L JR. 6-2/215 EMMAUS, PA.

| Year | ERA | W-L | App | GS | CG | SHO | SV | IP | H | R | ER | BB | SO | 2B | 3B | HR | BF | B/Avg | WP | HBP | BK | SFA | SHA |
|--------------|-------------|------------|----------|----------|----------|------------|----------|-------------|-----------|----------|----------|----------|----------|----------|----------|----------|-----------|-------------|----------|----------|----------|----------|----------|
| 2020* | 6.75 | 0-0 | 4 | 0 | 0 | 0/0 | 0 | 2.2 | 4 | 2 | 2 | 2 | 2 | 0 | 0 | 0 | 13 | .364 | 0 | 0 | 1 | 0 | 0 |
| 2021* | 15.43 | 0-0 | 4 | 0 | 0 | 0/0 | 0 | 2.1 | 3 | 4 | 4 | 3 | 1 | 0 | 0 | 0 | 14 | .300 | 1 | 1 | 0 | 0 | 0 |
| 2022 | 1.80 | 1-0 | 1 | 1 | 0 | 0/0 | 0 | 5.0 | 5 | 1 | 1 | 1 | 4 | 2 | 0 | 0 | 22 | .250 | 0 | 1 | 0 | 0 | 0 |
| TOTAL | 6.30 | 1-0 | 9 | 1 | 0 | 0/0 | 0 | 10.0 | 12 | 7 | 7 | 6 | 7 | 2 | 0 | 0 | 49 | .293 | 1 | 2 | 0 | 0 | 0 |

*At Louisville

#14 MATT WOOD C L/R JR. 5-10/190 GIBSONIA, PA.

| Year | Avg | GP-GS | AB | R | H | 2B | 3B | HR | RBI | TB | SLG% | BB | HBP | SO | GDP | OB% | SF | SH | SB-ATT | PO | A | E | FLD% |
|--------------|-------------|--------------|------------|-----------|-----------|-----------|----------|----------|-----------|-----------|-------------|-----------|----------|-----------|----------|-------------|----------|----------|------------|------------|-----------|----------|-------------|
| 2020 | .314 | 14-13 | 51 | 4 | 16 | 1 | 0 | 0 | 5 | 17 | .333 | 7 | 1 | 12 | 2 | .407 | 0 | 0 | 1-1 | 78 | 4 | 2 | .976 |
| 2021 | .295 | 39-39 | 139 | 22 | 41 | 10 | 1 | 4 | 21 | 65 | .468 | 19 | 3 | 25 | 3 | .384 | 3 | 1 | 1-5 | 218 | 14 | 4 | .983 |
| 2022 | .429 | 4-4 | 14 | 8 | 6 | 2 | 0 | 3 | 7 | 17 | 1.214 | 3 | 1 | 1 | 0 | .556 | 0 | 0 | 0-0 | 28 | 0 | 1 | .966 |
| TOTAL | .319 | 57-56 | 204 | 34 | 65 | 13 | 1 | 7 | 33 | 99 | .495 | 29 | 5 | 38 | 5 | .411 | 3 | 1 | 2-6 | 324 | 18 | 7 | .980 |

HEAD COACH ROB COOPER



**ROB
COOPER**
MIAMI (FLA.), 1994
OVERALL: 434-449 (17TH YR)
PSU: 148-219 (9TH YR)

Head Coach

The 2022 baseball season is Rob Cooper's ninth as head coach of the Nittany Lion baseball program. Cooper was selected as the 14th head baseball coach in Penn State history on August 9, 2013. Not shy about stating his ultimate goal of returning Penn State to Omaha in June, the Lions have made significant strides under his leadership.

Under his tutelage, 11 players have been drafted and 12 total have signed with MLB teams in the last four seasons with a full draft. However, his strong belief in the first part of the term "student-athlete" is perhaps the top reason he has proven to be an excellent fit at Penn State. Even with state-of-the-art facilities, the chance to take on elite competition and a program history that includes five trips to the College World Series, Cooper cites the value of a Penn State degree as one of the top reasons to play baseball at Penn State.

The Nittany Lions finished the 2021 season with an 18-24 record, playing against exclusively Big Ten opponents. The wins included a 3-2 victory over No. 18 Michigan on March 26 and a series sweep over Michigan State in which Penn State out-scored the Spartans, 39-13. The Nittany Lions also won two series against Rutgers. Penn State scored 10 or more runs in six games, Penn State's most against Big Ten opponents since 2008 (8) and the most in a season since 2016.

Penn State led the Big Ten in doubles (93) and doubles per game (2.21), ranking 10th in the country in doubles per game. The Nittany Lions sat third in the conference in batting average (.269). Penn State hit 34 home runs, its most since 2012, and had five players with four or more homers.

Sophomore Matt Wood collected Second Team All-Big Ten honors, batting .295 with four homers and 21 RBI. Wood became the fifth All-Big Ten selection under Cooper. Senior Gavin Homer led the Nittany Lions with a .310 batting average, a .429 on-base percentage and tied with Johnny Piacentino for the team-lead in runs (30). Junior Justin Williams hit .302 and paced Penn State with 48 hits. Piacentino led the squad with eight homers and 32 RBI to go with a team-best .525 slugging percentage.

Senior Kyle Virbitsky paced the Penn State rotation with a 4.17 ERA, five wins, 77.2 innings pitched and 88 strikeouts. Virbitsky ranked seventh in the Big Ten in strikeouts and third in strikeout-to-walk ratio (4.40). His 88 strikeouts are tied for the 10th-most in a season at Penn State. Senior Conor Larkin earned three wins and 69 strikeouts in 63.2 innings and fellow senior Bailey Dees was responsible for four wins and 53 strikeouts in 66 innings.

The Nittany Lions continued their success in the classroom with a program-record 19 players earning Academic All-Big Ten accolades.

Penn State had four players drafted from the 2021 squad. Larkin was selected in the ninth round (272nd overall) by the Toronto Blue Jays. Williams was a 17th round selection (508th overall) by the Houston Astros and Kyle Virbitsky followed, being selected 518th overall by the Oakland A's. Bailey Dees was drafted in the 18th round (543rd overall) by the New York Yankees. All three members of the starting rotation were drafted, making Penn State one of only four schools to accomplish that in 2021.

It marked the third time in program history that Penn State had four or more players selected in a single year and the second time that Penn State had three pitchers selected in a draft. The Nittany Lions have had eight pitchers drafted since 2016. The four selections were double of any other Pennsylvania school and three of the draftees are Pennsylvania natives.

Penn State was off to a 10-5 start in 2020 before the COVID-19 pandemic canceled the remainder of the season. Penn State was among the conference leaders offensively, ranking second in on-base percentage (.394), slugging (.422), triples (7), doubles (30), third in batting average (.289) and walks (77), and fourth in scoring (6.7 runs/game) and runs (100). On the mound, Penn State ranked sixth in the NCAA with a 1.01 WHIP and also eighth with a 2.16 team ERA. The Nittany Lions also ranked 15th with 6.33 hits allowed per nine innings and 18th with a 3.63 strikeout-to-walk ratio.

Penn State baseball's trip to Cuba prior to the 2016 season is perhaps the best example of Cooper's commitment to the first part of the "student-athlete" term. The Nittany Lions attended academic lectures and toured Havana, becoming the first NCAA Division I team to compete against a Cuban National Series team, the first U.S. team at any level to defeat a Cuban National Series team, the first U.S. baseball team to play in Cuba since restoration of diplomatic ties with Cuba, the second NCAA team to play in Cuba since restoration of diplomatic ties (Coastal Carolina men's basketball, August 2015) and the fifth NCAA Division I baseball team to compete in post-revolutionary Cuba. The harmony between academics and athletics was on full display, as multiple Penn State professors and a group of journalism students also joined the travel party.

The rare, once-in-a-lifetime experience helped bring a young Penn State team together, and the Lions went on to earn their first winning record (overall and in conference) since 2012. The starting lineup included at least three freshmen in all but six games and five to six freshmen in 19 games, and took on nine eventual NCAA tournament teams, including a three-game series at home against College World Series participant TCU. The Lions' 28 wins were a 10-win improvement over the previous season, and its 12 Big Ten wins doubled the 2015 total. Haley and Anderson were the first drafted out of Penn State since 2012, and Anderson and senior outfielder Greg Guers became the program's first All-Big Ten picks also since 2012. Pitcher Justin Hagenman became Penn State's first Louisville Slugger Freshman All-American since 1997.

Shortly after Cooper accepted the PSU head coaching position in 2014, the California native traveled to Taichung, Taiwan to serve as the head coach of USA Baseball's 18U National Team at the IBAF U18 World Cup. Cooper steered Team USA to an 8-1 record in World Cup play, including seven consecutive victories to win the gold medal.

Not long after the triumph in Taiwan, Cooper received one of the highest honors bestowed in the profession, as he was announced as the Rod Dedeaux USA Baseball Coach of the Year. With the honor, Cooper became just the 16th individual in the award's history to receive the accolade, joining the likes of Scott Brosius, Davey Johnson and Tommy Lasorda.

Cooper was also a member of the coaching staff for the 2007 and 2009 USA College National teams. The 2007 team earned a silver medal at the Pan Am Games in Rio de Janeiro, Brazil. Fourteen of the 20 players on the 2007 team reached the Major Leagues, including 2013 All-Star Pedro Alvarez. Fourteen of the 22 members of the 2009 team also reached the Major Leagues, including three-time All-Star Gerrit Cole.

Cooper brought an accomplished resume to Penn State that included three NCAA Tournament appearances as a head coach at Wright State and five more at various stops as an assistant coach, including two trips to the College World Series with Miami (Florida). Cooper was twice named the Horizon League Coach of the Year and guided Wright State to three league tournament championships and two regular-season championships after the team suffered six losing seasons in the seven years before his arrival.

Cooper began his coaching career at national power Miami, spending two seasons (1994-95) as a student/graduate assistant on the Hurricanes' staff. While at Miami, Cooper helped the Hurricanes to College World Series berths in 1994 and 1995. Cooper spent the 1996 season as an assistant and team academic coordinator at Wake Forest, then moved on to Tulane for the next two seasons, serving as the Green Wave's hitting coach. In 1997, the Green Wave won the Conference USA regular-season crown, and in 1998, they advanced to the NCAA Tournament. Cooper left Tulane following the 1998 season and returned to Sacramento City College, where he starred in the early 1990's before lettering at Miami in 1993.

Along with his college coaching experience, Cooper also was an associate scout for the Los Angeles Dodgers from 1990-92 and has been selected to four coaching stints with USA Baseball in 2000, 2007, 2009 and 2013.

Cooper earned his bachelor's degree in psychology from Miami in 1994 and a master's in sports sciences/administration from Miami in 1996. He is married to his wife, Maureen, and has two sons, Jake and Tyson, who are both current members of the Penn State baseball team.

OVERALL STATS (2021 SEASON)

The Automated ScoreBook
Overall Statistics for Penn State (as of Feb 20, 2022)
(All games Sorted by Batting avg)

Record: 1-3 Home: 0-0 Away: 0-0 Neutral: 1-3 Conference: 0-0

| Player | avg | gp-gs | ab | r | h | 2b | 3b | hr | rbi | tb | slg% | bb | hp | so | gdp | ob% | sf | sh | sb-att | po | a | e | fld% |
|-----------------------|------|-------|-----|----|----|----|----|----|-----|----|-------|----|----|----|-----|-------|----|----|--------|-----|----|---|-------|
| 14 Wood, Matt | .429 | 4-4 | 14 | 8 | 6 | 2 | 0 | 3 | 7 | 17 | 1.214 | 3 | 1 | 1 | 0 | .556 | 0 | 0 | 0-0 | 28 | 0 | 1 | .966 |
| 1 Harry, Jay | .412 | 4-4 | 17 | 3 | 7 | 0 | 0 | 0 | 3 | 7 | .412 | 1 | 0 | 2 | 0 | .444 | 0 | 0 | 1-1 | 4 | 21 | 1 | .962 |
| 41 Spiegel, Josh | .333 | 4-4 | 15 | 3 | 5 | 3 | 0 | 0 | 1 | 8 | .533 | 2 | 0 | 2 | 0 | .412 | 0 | 0 | 0-0 | 34 | 1 | 2 | .946 |
| 2 Hannon, Kyle | .308 | 4-4 | 13 | 2 | 4 | 2 | 0 | 0 | 4 | 6 | .462 | 3 | 0 | 3 | 1 | .438 | 0 | 0 | 1-1 | 7 | 7 | 3 | .824 |
| 13 Kelley, Tayven | .267 | 4-4 | 15 | 1 | 4 | 0 | 0 | 0 | 2 | 4 | .267 | 0 | 1 | 3 | 1 | .313 | 0 | 0 | 0-1 | 6 | 0 | 0 | 1.000 |
| 3 Bartels, Cole | .200 | 4-4 | 15 | 2 | 3 | 0 | 0 | 0 | 0 | 3 | .200 | 1 | 1 | 3 | 0 | .294 | 0 | 0 | 0-1 | 12 | 0 | 0 | 1.000 |
| 30 Steele, Anthony | .200 | 2-1 | 5 | 1 | 1 | 0 | 0 | 0 | 0 | 1 | .200 | 0 | 0 | 1 | 0 | .200 | 0 | 0 | 0-0 | 0 | 0 | 0 | .000 |
| 35 Gerlott, Billy | .188 | 4-4 | 16 | 1 | 3 | 1 | 0 | 0 | 3 | 4 | .250 | 1 | 0 | 7 | 1 | .235 | 0 | 0 | 1-1 | 5 | 0 | 0 | 1.000 |
| 7 Pittaro, C.J. | .143 | 4-4 | 14 | 2 | 2 | 0 | 0 | 0 | 0 | 2 | .143 | 1 | 0 | 4 | 0 | .200 | 0 | 0 | 0-0 | 5 | 3 | 1 | .889 |
| 22 Piacentino, Johnny | .125 | 3-3 | 8 | 1 | 1 | 0 | 0 | 0 | 0 | 1 | .125 | 2 | 0 | 3 | 1 | .300 | 0 | 1 | 0-0 | 3 | 0 | 0 | 1.000 |
| 19 Cease, Derek | .000 | 2-0 | 2 | 0 | 0 | 0 | 0 | 0 | 0 | 0 | .000 | 1 | 0 | 1 | 0 | .333 | 0 | 0 | 0-0 | 1 | 3 | 0 | 1.000 |
| 46 Burke, Noah | .000 | 1-0 | 1 | 0 | 0 | 0 | 0 | 0 | 0 | 0 | .000 | 0 | 1 | 1 | 0 | .500 | 0 | 0 | 0-0 | 0 | 0 | 0 | .000 |
| 9 Throneberry, Connor | .000 | 1-0 | 1 | 0 | 0 | 0 | 0 | 0 | 0 | 0 | .000 | 0 | 0 | 1 | 0 | .000 | 0 | 0 | 0-0 | 3 | 0 | 0 | 1.000 |
| 15 Franks, Brendan | .000 | 1-0 | 0 | 0 | 0 | 0 | 0 | 0 | 0 | 0 | .000 | 1 | 0 | 0 | 0 | 1.000 | 0 | 0 | 0-0 | 0 | 0 | 0 | .000 |
| 40 Kailher, Ben | .000 | 1-0 | 0 | 0 | 0 | 0 | 0 | 0 | 0 | 0 | .000 | 1 | 0 | 0 | 0 | 1.000 | 0 | 0 | 0-0 | 0 | 0 | 0 | .000 |
| Totals | .265 | 4 | 136 | 24 | 36 | 8 | 0 | 3 | 20 | 53 | .390 | 17 | 4 | 32 | 4 | .363 | 0 | 1 | 3-5 | 108 | 41 | 8 | .949 |
| Opponents | .285 | 4 | 144 | 32 | 41 | 5 | 2 | 1 | 29 | 53 | .368 | 31 | 4 | 36 | 5 | .420 | 2 | 2 | 5-5 | 105 | 45 | 5 | .968 |

LOB - Team (29), Opp (43). DPs turned - Team (6), Opp (4). Picked off - Cease, D. 1.

(All games Sorted by Earned run avg)

| Player | era | w-l | app | gs | cg | sho | sv | ip | h | r | er | bb | so | 2b | 3b | hr | b/avg | wp | hp | bk | sfa | sha |
|-------------------------|-------|-----|-----|----|----|-----|----|------|----|----|----|----|----|----|----|----|-------|----|----|----|-----|-----|
| 27 Molsky, Tommy | 0.00 | 0-1 | 1 | 1 | 0 | 0/0 | 0 | 6.0 | 4 | 2 | 0 | 1 | 3 | 1 | 0 | 0 | .200 | 0 | 0 | 0 | 0 | 1 |
| 49 DeMell, Ben | 0.00 | 0-0 | 1 | 0 | 0 | 0/0 | 0 | 1.2 | 1 | 0 | 0 | 3 | 2 | 0 | 0 | 0 | .167 | 0 | 1 | 0 | 0 | 0 |
| 19 Cease, Derek | 0.00 | 0-0 | 1 | 0 | 0 | 0/0 | 0 | 1.0 | 1 | 1 | 0 | 3 | 1 | 0 | 0 | 0 | .250 | 0 | 0 | 0 | 0 | 0 |
| 12 Tulio, Kellan | 1.80 | 1-0 | 1 | 1 | 0 | 0/0 | 0 | 5.0 | 5 | 1 | 1 | 1 | 4 | 2 | 0 | 0 | .250 | 0 | 1 | 0 | 0 | 0 |
| 24 Henline, Jaden | 2.25 | 0-0 | 1 | 0 | 0 | 0/0 | 1 | 4.0 | 3 | 2 | 1 | 2 | 4 | 0 | 0 | 0 | .214 | 0 | 0 | 0 | 0 | 0 |
| 36 Shingledecker, Tyler | 3.38 | 0-0 | 2 | 0 | 0 | 0/0 | 0 | 2.2 | 2 | 1 | 1 | 1 | 5 | 0 | 0 | 0 | .200 | 0 | 0 | 0 | 0 | 0 |
| 33 Luensmann, Travis | 4.15 | 0-1 | 1 | 1 | 0 | 0/0 | 0 | 4.1 | 3 | 3 | 2 | 5 | 7 | 0 | 0 | 1 | .188 | 0 | 0 | 0 | 0 | 0 |
| 18 Mellott, Mason | 9.00 | 0-0 | 1 | 1 | 0 | 0/0 | 0 | 3.0 | 4 | 3 | 3 | 3 | 2 | 1 | 0 | 0 | .333 | 0 | 0 | 0 | 0 | 0 |
| 29 Kohls, Carson | 9.00 | 0-0 | 2 | 0 | 0 | 0/0 | 0 | 1.0 | 1 | 1 | 1 | 2 | 0 | 0 | 0 | 0 | .250 | 0 | 1 | 0 | 0 | 0 |
| 11 Rogers, Chad | 10.80 | 0-0 | 1 | 0 | 0 | 0/0 | 0 | 1.2 | 4 | 2 | 2 | 2 | 1 | 0 | 0 | 0 | .571 | 0 | 0 | 0 | 2 | 0 |
| 21 Miller, Steven | 16.20 | 0-1 | 1 | 0 | 0 | 0/0 | 0 | 1.2 | 3 | 4 | 3 | 0 | 2 | 0 | 1 | 0 | .333 | 0 | 0 | 0 | 0 | 0 |
| 25 Renner, Chase | 18.00 | 0-0 | 1 | 0 | 0 | 0/0 | 0 | 1.0 | 1 | 2 | 2 | 3 | 1 | 1 | 0 | 0 | .250 | 1 | 0 | 0 | 0 | 0 |
| 10 Folds, Tanner | 20.25 | 0-0 | 2 | 0 | 0 | 0/0 | 0 | 1.1 | 2 | 3 | 3 | 1 | 2 | 0 | 0 | 0 | .333 | 1 | 0 | 0 | 0 | 0 |
| 37 Morales, Jordan | 27.00 | 0-0 | 1 | 0 | 0 | 0/0 | 0 | 0.2 | 2 | 2 | 2 | 3 | 1 | 0 | 0 | 0 | .667 | 0 | 0 | 0 | 0 | 1 |
| 30 Steele, Anthony | 27.00 | 0-0 | 1 | 0 | 0 | 0/0 | 0 | 0.1 | 3 | 2 | 1 | 0 | 1 | 0 | 1 | 0 | .600 | 0 | 1 | 0 | 0 | 0 |
| 31 Partridge, Ryan | 40.50 | 0-0 | 2 | 0 | 0 | 0/0 | 0 | 0.2 | 2 | 3 | 3 | 1 | 0 | 0 | 0 | 0 | .500 | 0 | 0 | 0 | 0 | 0 |
| Totals | 6.25 | 1-3 | 4 | 4 | 0 | 0/0 | 1 | 36.0 | 41 | 32 | 25 | 31 | 36 | 5 | 2 | 1 | .285 | 2 | 4 | 0 | 2 | 2 |
| Opponents | 5.14 | 3-1 | 4 | 4 | 0 | 0/0 | 2 | 35.0 | 36 | 24 | 20 | 17 | 32 | 8 | 0 | 3 | .265 | 5 | 4 | 0 | 0 | 1 |

PB - Team (1), Wood, M. 1, Opp (1). Pickoffs - Team (1), Mellott, M. 1, Opp (1). SBA/ATT - Wood, M. (4-4), Steele, A. (2-2), Folds, T. (1-1), Spiegel, J. (1-1), Renner, C. (1-1), Shingledeck (1-1).

RADIO/TV ROSTER



1 Jay Harry
IF, So.



2 Kyle Hannon
IF/OF, So.



3 Cole Bartels
OF/IF, Gr.



4 Tyson Cooper
C/IF, R-So.



5 Carson Ertter
OF, Jr.



6 Joe Nastasi
RHP, So.



7 C.J. Pittaro
IF, So.



8 Patrick DeMarco
RHP, Fr.



9 Connor Throneberry
IF/RHP, Fr.



10 Tanner Folds
LHP, Fr.



11 Chad Rogers
RHP, So.



12 Kellan Tulio
LHP, Jr.



13 Tayven Kelley
OF, Jr.



14 Matt Wood
C, Jr.



15 Brenden Franks
IF/RHP, Jr.



17 Seneca Gregory
RHP, Fr.



18 Mason Mellott
RHP, Gr.



19 Derek Cease
IF/RHP, Fr.



20 Blaise Sclafani
RHP, Jr.



21 Steven Miller
RHP, Sr.



22 Johnny Piacentino
OF, Jr.



23 Jake Cooper
IF, Fr.



24 Jaden Henline
RHP, So.



25 Chase Renner
RHP, Fr.



27 Tommy Molsky
RHP, Fr.



28 Hutch Gagnon
LHP, Sr.



29 Carson Kohls
RHP, So.



30 Anthony Steele
LHP/1B/OF, Fr.



31 Ryan Partridge
LHP, Jr.



33 Travis Luensmann
RHP, So.



34 Richie Paltridge
OF/IF, Gr.



35 Billy Gerlott
OF/IF, So.



36 Tyler Shingledecker
LHP, Sr.



37 Jordan Morales
LHP, Jr.



40 Ben Kailher
IF, Jr.



41 Josh Spiegel
C/1B, R-Jr.



44 Devin Fletcher
RHP, Fr.



46 Noah Burke
OF, Fr.



49 Ben DeMell
RHP/IF, Fr.