

NCAA Gymnastics Score Sheet

Teams: Home U.S. Air Force Academy Visitor Univ. Of Michigan

Date Apr 10, 2014 Place Crisler Center Attendance 0

		Name	D	1	2	3	4	nd	AVE	Name	D	1	2	3	4	nd	AVE		
FLOOR	1	Josh Ramos	113	5.40	9.00	8.90	8.90	8.90	14.300	1	Hub Humphrey	511	5.80	9.10	8.80	8.90	8.70	14.650	
	2	Nick Gaudlip	107	5.50	8.00	8.40	8.30	8.40	13.850	2	Tristian Perez-Rivera	518	6.00	8.90	8.90	9.10	8.80	14.900	
	3	Denis Aurelius	101	6.00	9.20	9.30	9.10	8.90	15.150	3	Anthony Stefanelli	521	6.10	8.70	8.10	8.50	8.40	-0.1	14.450
	4	Tim Wang	118	5.80	7.10	6.60	7.50	7.10	12.900	4	Stacey Ervin	506	6.50	9.30	8.90	9.20	9.00	15.600	
	5	Ben Zaiser	119	5.70	8.20	8.10	8.30	8.70	13.950	5	Sam Mikulak	515	6.20	8.60	8.50	8.30	8.40	14.650	

Floor Score: **70.150** Running Score: **70.150** Floor Score: **74.250** Running Score: **74.250**

POMMEL	1	Greg Chaput	105	5.20	8.80	8.70	8.50	8.70	13.900	1	Nolan Novak	516	6.10	8.80	8.90	9.00	9.00	15.050
	2	Patrick Duffy	106	4.60	7.30	7.00	7.30	6.70	11.750	2	Matt Freeman	508	6.00	8.80	8.70	8.90	8.90	14.850
	3	Chase Cannon	103	4.40	7.70	7.70	7.80	7.90	12.150	3	Nick Hunter	512	5.50	8.20	8.30	8.30	8.50	13.800
	4	Tim Wang	118	5.90	9.00	9.20	9.00	9.30	15.000	4	Dylan James	513	5.40	8.80	8.80	8.80	8.80	14.200
	5	Nick Owen	110	5.90	8.00	8.40	8.40	8.20	14.200	5	Sam Mikulak	515	6.10	9.40	9.30	9.40	9.40	15.500

Pommel Score: **67.000** Running Score: **137.150** Pommel Score: **73.400** Running Score: **147.650**

RINGS	1	Ben Zaiser	119	4.80	8.70	8.50	8.80	8.90	13.550	1	Paul Rizkalla Jr.	519	6.10	8.70	8.70	8.90	9.00	14.900
	2	Denis Aurelius	101	5.80	7.70	8.10	7.60	7.50	13.450	2	Colin Mahar	514	5.80	8.30	8.50	8.30	8.60	14.200
	3	Tim Wang	118	5.00	8.50	8.30	8.70	8.80	13.600	3	Matt Freeman	508	5.90	8.80	8.80	8.40	8.70	14.650
	4	Tyler Huebner	108	5.90	8.40	8.50	8.00	8.40	14.300	4	Jordan Gaarenstroom	509	6.20	8.70	8.80	8.70	8.80	14.950
	5	Gared Chapman	104	6.10	8.20	8.60	8.60	8.70	14.700	5	Alex Bubnov	502	6.10	8.40	8.80	8.80	8.60	14.800

Rings Score: **69.600** Running Score: **206.750** Rings Score: **73.500** Running Score: **221.150**

VAULT	1	Chase Cannon	103	4.80	8.90	8.80	8.80	8.90	-0.3	13.350	1	Syque Caesar	503	5.30	9.60	9.80	9.60	9.50	14.900
	2	Denis Aurelius	101	5.20	9.10	8.70	8.90	9.20		14.200	2	Paul Rizkalla Jr.	519	5.60	9.70	9.50	9.60	9.60	15.200
	3	Gared Chapman	104	5.60	9.10	8.80	9.20	9.10		14.700	3	Tristian Perez-Rivera	518	5.60	9.20	9.20	9.40	9.50	14.900
	4	Tim Wang	118	5.20	9.20	9.00	8.70	8.80		14.100	4	Konner Ackerman	501	5.60	9.40	9.40	9.50	9.50	15.050
	5	Ben Zaiser	119	5.20	9.00	9.10	9.00	9.10		14.250	5	Sam Mikulak	515	5.60	9.30	9.50	9.50	9.40	15.050

Vault Score: **70.600** Running Score: **277.350** Vault Score: **75.100** Running Score: **296.250**

P.BAR	1	Nick Gaudlip	107	5.00	9.10	9.10	9.40	9.30		14.200	1	Jordan Gaarenstroom	509	5.80	8.80	8.70	8.90	8.80	14.600
	2	Skyler Awisus	102	4.60	8.20	8.00	8.40	8.20		12.800	2	Stacey Ervin	506	5.50	9.40	9.20	9.30	9.40	14.850
	3	Greg Chaput	105	5.30	9.00	9.20	8.90	9.10		14.350	3	Nick Hunter	512	6.20	8.90	9.20	8.80	9.10	15.200
	4	Tim Wang	118	5.50	8.00	7.70	8.50	8.30		13.650	4	Syque Caesar	503	6.30	9.00	8.90	8.90	8.80	15.200
	5	Josh Ramos	113	6.10	8.20	8.40	8.30	8.10		14.350	5	Sam Mikulak	515	6.20	9.50	9.40	9.50	9.40	15.650

P. Bar Score: **69.350** Running Score: **346.700** P. Bar Score: **75.500** Running Score: **371.750**

H.BAR	1	Skyler Awisus	102	5.10	9.20	9.10	9.30	9.10		14.250	1	Konner Ackerman	501	5.40	8.80	8.60	8.70	8.50	14.050
	2	Nick Gaudlip	107	5.40	9.50	9.50	9.30	9.30		14.800	2	Stacey Ervin	506	5.30	8.70	8.60	8.90	8.80	14.050
	3	Tim Wang	118	5.60	8.90	8.70	8.90	8.70		14.400	3	Nick Hunter	512	5.70	8.60	8.50	8.60	8.50	14.250
	4	Chase Cannon	103	5.50	8.40	8.20	8.60	8.50		13.950	4	Syque Caesar	503	6.40	9.20	9.20	9.20	9.20	15.600
	5	Mac Ritchie	114	5.60	8.60	8.40	8.50	8.50		14.100	5	Sam Mikulak	515	6.50	7.80	7.80	8.00	8.00	14.400

H. Bar Score: **71.500** Running Score: **418.200** H. Bar Score: **72.350** Running Score: **444.100**

Final Team Score: **418.200**

Final Team Score: **444.100**

All-Arounders

All-Arounders

FX	Wang																	
PH	12.900																	
SR	15.000																	
VT	13.600																	
PB	14.100																	
HB	13.650																	
AA	14.400																	
	83.650																	

Judge's Signatures * FX _____ * PH _____ * SR _____ * VT _____ * PB _____ * HB _____

* Head Judge Craig Nesbitt, Devin DeBa Ron Hill, Tom Kutz Dan Bachman, Adam Hatter Bob Cass, Justin Kreit Chris Adams, Dave Johnso Greg Kester, Evan Shaw

Aaron Fortunato, Ben Fox Luke Baiungo, Jeremy Bour Greg Osborne, Mike Heber Bob Whitney, Peter Graber Reid Holbrook, Mike Hosko Jonathan Conrad, David Eat

Coach's Signature _____ Coach's Signature _____

NCAA Gymnastics Score Sheet

Teams: Home Univ. Of Minnesota Visitor Univ. Of Nebraska

Date Apr 10, 2014 Place Crisler Center Attendance 0

Name		D	1	2	3	4	nd	AVE	Name		D	1	2	3	4	nd	AVE	
FLOOR	1 Zack Chase	604	5.50	8.80	9.10	9.10	8.80		14.450	1 Travis Gollott	707	5.70	7.70	7.70	7.90	8.10		13.500
	2 Zach Liebler	610	5.90	9.10	8.60	8.90	8.80		14.750	2 Josh Ungar	721	5.40	8.80	9.00	9.00	9.00		14.400
	3 Adam Kern	609	6.00	7.40	7.10	7.40	7.40		13.400	3 Andrew House	709	5.70	8.80	8.60	8.70	8.90		14.450
	4 Sean Bauer	601	6.00	8.50	8.80	8.80	8.60		14.700	4 Wyatt Aycock	703	5.50	8.90	9.10	9.00	8.90		14.450
	5 Justin Morinishi	614	5.90	8.20	8.20	8.70	8.50		14.250	5 Grant Perdue	715	5.90	9.30	9.20	9.10	9.30	-0.3	14.850

Floor Score: **71.550** Running Score: **71.550** Floor Score: **71.650** Running Score: **71.650**

POMMEL	1 John Scallon	616	5.10	9.20	9.00	9.20	9.30		14.300	1 Andrew House	709	4.90	8.40	8.80	8.50	8.80		13.550
	2 Steffen Beck	602	5.90	8.80	8.80	8.40	8.50		14.550	2 C.J. Schaaf	717	5.10	8.30	8.60	8.20	8.60		13.550
	3 Paul Montague, Jr.	613	5.80	8.50	8.50	8.40	8.80		14.300	3 Wyatt Aycock	703	5.90	8.60	8.90	8.70	8.90		14.700
	4 Adam Kern	609	5.20	8.20	8.20	8.40	8.40		13.500	4 Ethan Lottman	714	5.90	9.30	9.30	9.50	9.50		15.300
	5 Ellis Mannon	611	6.30	8.60	8.60	8.90	8.90		15.050	5 Eric Schryver	718	6.00	6.30	6.60	6.70	6.60		12.600

Pommel Score: **71.700** Running Score: **143.250** Pommel Score: **69.700** Running Score: **141.350**

RINGS	1 Sean Bauer	601	5.40	8.60	8.60	8.30	8.70		14.000	1 Grant Perdue	715	4.80	8.90	9.00	8.80	8.90		13.700
	2 Zack Chase	604	6.30	8.60	8.70	8.70	8.70		15.000	2 Zach Hedval	708	5.50	8.50	8.90	9.00	8.90		14.400
	3 Paul Montague, Jr.	613	5.50	9.10	9.00	8.80	9.00		14.500	3 Wyatt Aycock	703	5.70	9.00	9.00	8.80	8.80		14.600
	4 Jack Metcalf	612	6.00	8.50	8.80	8.70	8.60		14.650	4 Austin Epperson	706	5.30	8.50	8.50	8.50	8.70		13.800
	5 Steve Jaciuk	608	5.50	9.00	9.10	8.70	8.70		14.350	5 Robbie Kocks	713	6.20	8.70	9.20	9.10	8.90		15.200

Rings Score: **72.500** Running Score: **215.750** Rings Score: **71.700** Running Score: **213.050**

VAULT	1 Sean Bauer	601	5.20	9.30	9.30	9.10	9.30		14.500	1 Sam Chamberlain	705	5.30	9.00	8.90	9.30	9.30		14.450
	2 Matt Frey	607	5.60	8.70	8.70	8.80	8.80		14.350	2 Josh Ungar	721	5.20	8.80	8.60	8.60	8.80	-0.1	13.800
	3 Adam Kern	609	5.60	8.90	8.80	9.00	9.00		14.550	3 Wyatt Aycock	703	5.20	9.40	9.40	9.50	9.20		14.600
	4 Ellis Mannon	611	5.20	9.20	9.20	9.10	9.20		14.400	4 C.J. Schaaf	717	5.20	9.30	9.20	9.30	9.30		14.500
	5 Zack Chase	604	5.60	9.30	9.40	9.40	9.40		15.000	5 Grant Perdue	715	5.60	9.60	9.50	9.60	9.60		15.200

Vault Score: **72.800** Running Score: **288.550** Vault Score: **72.550** Running Score: **285.600**

PARALLEL BARS	1 Nathan Fortunato	606	4.90	7.50	7.40	7.40	7.50		12.350	1 Louis Klein	711	5.10	9.20	8.80	9.00	9.20		14.200
	2 Paul Montague, Jr.	613	5.70	8.30	8.10	8.30	8.60		14.000	2 Austin Epperson	706	5.10	8.80	8.60	8.70	8.80		13.850
	3 Ellis Mannon	611	5.80	9.20	9.40	9.30	9.50		15.150	3 Eric Schryver	718	5.10	9.00	9.20	9.20	9.00		14.200
	4 Matt Frey	607	5.90	9.30	9.10	9.10	9.50		15.100	4 Wyatt Aycock	703	5.60	9.10	9.20	9.30	9.40		14.850
	5 Steve Jaciuk	608	6.00	9.20	9.00	9.30	9.10		15.150	5 Sam Chamberlain	705	5.50	8.00	7.90	8.10	8.00		13.500

P. Bar Score: **71.750** Running Score: **360.300** P. Bar Score: **70.600** Running Score: **356.200**

HIGH BARS	1 Paul Montague, Jr.	613	5.20	7.30	7.50	7.00	7.00		12.350	1 Ethan Lottman	714	5.10	8.30	8.60	8.60	8.70		13.700
	2 Spencer Smith	617	5.10	9.00	9.00	8.80	8.80		14.000	2 Louis Klein	711	5.70	9.00	8.70	9.00	8.80		14.600
	3 Sam Wright	619	5.40	9.00	8.80	8.70	8.50		14.150	3 Josh Ungar	721	5.50	8.20	8.10	8.20	8.20		13.700
	4 Ellis Mannon	611	5.50	8.50	8.50	8.20	8.30		13.900	4 Austin Epperson	706	5.40	8.50	8.10	8.30	8.30		13.700
	5 Steve Jaciuk	608	5.80	9.10	9.00	9.00	9.20		14.850	5 Eric Schryver	718	5.40	9.20	9.10	9.00	9.00		14.450

H. Bar Score: **69.250** Running Score: **429.550** H. Bar Score: **70.150** Running Score: **426.350**

Final Team Score: **429.550**

Final Team Score: **426.350**

All-Arounders

All-Arounders

FX	Mannon								Aycock								
PH	14.150								14.450								
SR	15.050								14.700								
VT	13.900								14.600								
PB	14.400								14.600								
HB	15.150								14.850								
AA	13.900								13.750								
	86.550								86.950								

Judge's Signatures * FX Craig Nesbitt, Devin DeBa * PH Ron Hill, Tom Kutz * SR Dan Bachman, Adam Hatter * VT Bob Cass, Justin Kreit * PB Chris Adams, Dave Johnso * HB Greg Kester, Evan Shaw

* Head Judge FX Aaron Fortunato, Ben Fox PH Luke Baiungo, Jeremy Bour SR Greg Osborne, Mike Heber VT Bob Whitney, Peter Graber PB Reid Holbrook, Mike Hosko HB Jonathan Conrad, David Eat







Coach's Signature _____ Coach's Signature _____

2014 NCAA Championships - Qualifier

Team Results

Apr 10, 2014

Men / SR
Session: 2

Rank	Gym	Team	Score						
1	Michigan	X	444.100	74.250 2	73.400 1	73.500 1	75.100 1	75.500 1	72.350 1
2	Ohio State	X	437.950	75.300 1	73.200 2	72.300 3	73.350 2	72.550 3	71.250 4
3	Penn State	X	433.100	73.700 3	69.850 4	71.500 5	73.150 3	72.850 2	72.050 2
4	Minnesota	X	429.550	71.550 5	71.700 3	72.500 2	72.800 4	71.750 4	69.250 6
5	Nebraska	X	426.350	71.650 4	69.700 5	71.700 4	72.550 5	70.600 5	70.150 5
6	Air Force	X	418.200	70.150 6	67.000 6	69.600 6	70.600 6	69.350 6	71.500 3







2014 NCAA Championships - Qualifier

Event Results - AA

Apr 10, 2014

Page: 1
Printed: 4/10/2014 9:34 PM

Men / SR
Session: 2

Rank	Num	Name	Gym							AA
1	703	Wyatt Aycock	Nebraska	14.450	14.700	14.600	14.600	14.850	13.750	86.950
2	611	Ellis Mannon	Minnesota	14.150	15.050	13.900	14.400	15.150	13.900	86.550
3	1011	Trevor Howard	Penn State	15.350	12.150	15.200	14.900	14.950	13.500	86.050
4	118	Tim Wang	Air Force	12.900	15.000	13.600	14.100	13.650	14.400	83.650
5	1315	Jesse Glenn	Army	13.950	13.900	13.750	14.700	12.100	14.150	82.550
6	1323	Jason Gaides	UIC	14.000	13.600	13.750	14.300	12.600	13.550	81.800
7	812	Sean Melton	Ohio State	15.200	14.750	14.450	0.000	15.900	14.000	74.300
8	809	Jake Martin	Ohio State	15.000	14.500	0.000	15.100	0.000	14.600	59.200

2014 NCAA Championships - Qualifier

Event Results - Floor

Apr 10, 2014

Page: 1
Printed: 4/10/2014 9:34 PM

Men / SR

Session: 2



Rank	Num	Name	Gym	Diff	Exec	ND	Score	Out
1	506	Stacey Ervin	Michigan	6.500	9.100	..	15.600	0.000
2	820	Danny Steiner	Ohio State	6.100	9.300	..	15.400	0.200
3	1011	Trevor Howard	Penn State	6.600	8.750	..	15.350	0.250
4	823	Jeff Treleaven	Ohio State	6.000	9.300	..	15.300	0.300
5	812	Sean Melton	Ohio State	6.000	9.200	..	15.200	0.400
6	101	Denis Aurelius	Air Force	6.000	9.150	..	15.150	0.450
7T	1018	Alexis Torres	Penn State	6.000	9.000	..	15.000	0.600
7T	809	Jake Martin	Ohio State	6.100	8.900	..	15.000	0.600
9	518	Tristian Perez-Rivera	Michigan	6.000	8.900	..	14.900	0.700
10T	715	Grant Perdue	Nebraska	5.900	9.250	-0.3	14.850	0.750
10T	1010	Craig Hernandez	Penn State	5.700	9.150	..	14.850	0.750
12	610	Zach Liebler	Minnesota	5.900	8.850	..	14.750	0.850
13T	601	Sean Bauer	Minnesota	6.000	8.700	..	14.700	0.900
13T	1002	Wasef Burbar	Penn State	6.100	8.600	..	14.700	0.900
15T	511	Hub Humphrey	Michigan	5.800	8.850	..	14.650	0.950
15T	515	Sam Mikulak	Michigan	6.200	8.450	..	14.650	0.950
17*	703	Wyatt Aycok	Nebraska	5.500	8.950	..	14.450	1.150
17*	604	Zack Chase	Minnesota	5.500	8.950	..	14.450	1.150
17T	709	Andrew House	Nebraska	5.700	8.750	..	14.450	1.150
17T	521	Anthony Stefanelli	Michigan	6.100	8.450	-0.1	14.450	1.150
21T	721	Josh Ungar	Nebraska	5.400	9.000	..	14.400	1.200
21T	803	Jake Dastrup	Ohio State	6.200	8.200	..	14.400	1.200
23	113	Josh Ramos	Air Force	5.400	8.900	..	14.300	1.300
24	614	Justin Morinishi	Minnesota	5.900	8.350	..	14.250	1.350
25	1321	Joe Pritts	Army	5.500	8.700	..	14.200	1.400
26	611	Ellis Mannon	Minnesota	5.300	8.850	..	14.150	1.450
27	1323	Jason Gaides	UIC	5.600	8.400	..	14.000	1.600
28T	1315	Jesse Glenn	Army	5.600	8.650	-0.3	13.950	1.650
28T	119	Ben Zaiser	Air Force	5.700	8.250	..	13.950	1.650
28T	1316	Kip Webber	Army	5.900	8.150	-0.1	13.950	1.650
31	107	Nick Gaudlip	Air Force	5.500	8.350	..	13.850	1.750
32	1008	Matthew Felleman	Penn State	5.800	8.000	..	13.800	1.800
33	707	Travis Gollott	Nebraska	5.700	7.800	..	13.500	2.100
34	609	Adam Kern	Minnesota	6.000	7.400	..	13.400	2.200
35	118	Tim Wang	Air Force	5.800	7.100	..	12.900	2.700

2014 NCAA Championships - Qualifier

Event Results - H Bar

Apr 10, 2014

Page: 1
Printed: 4/10/2014 9:34 PM

Men / SR
Session: 2



Rank	Num	Name	Gym	Diff	Exec	ND	Score	Out
1	503	Syque Caesar	Michigan	6.400	9.200	..	15.600	0.000
2	806	Alex Johnson	Ohio State	6.000	9.050	..	15.050	0.550
3	608	Steve Jaciuk	Minnesota	5.800	9.050	..	14.850	0.750
4T	107	Nick Gaudlip	Air Force	5.400	9.400	..	14.800	0.800
4T	1016	Néstor Rodríguez	Penn State	6.100	8.700	..	14.800	0.800
6	1008	Matthew Felleman	Penn State	6.100	8.650	..	14.750	0.850
7	1002	Wasef Burbar	Penn State	6.300	8.350	..	14.650	0.950
8T	711	Louis Klein	Nebraska	5.700	8.900	..	14.600	1.000
8T	809	Jake Martin	Ohio State	6.000	8.600	..	14.600	1.000
10	718	Eric Schryver	Nebraska	5.400	9.050	..	14.450	1.150
11T	118	Tim Wang	Air Force	5.600	8.800	..	14.400	1.200
11T	515	Sam Mikulak	Michigan	6.500	7.900	..	14.400	1.200
13T	1018	Alexis Torres	Penn State	5.900	8.450	..	14.350	1.250
13T	815	Alex Nork	Ohio State	6.100	8.250	..	14.350	1.250
15T	102	Skyler Awisus	Air Force	5.100	9.150	..	14.250	1.350
15T	512	Nick Hunter	Michigan	5.700	8.550	..	14.250	1.350
17T	619	Sam Wright	Minnesota	5.400	8.750	..	14.150	1.450
17T	1315	Jesse Glenn	Army	5.700	8.450	..	14.150	1.450
19	114	Mac Ritchie	Air Force	5.600	8.500	..	14.100	1.500
20T	506	Stacey Ervin	Michigan	5.300	8.750	..	14.050	1.550
20T	501	Konner Ackerman	Michigan	5.400	8.650	..	14.050	1.550
22T	617	Spencer Smith	Minnesota	5.100	8.900	..	14.000	1.600
22T	812	Sean Melton	Ohio State	6.100	7.900	..	14.000	1.600
24	103	Chase Cannon	Air Force	5.500	8.450	..	13.950	1.650
25	611	Ellis Mannon	Minnesota	5.500	8.400	..	13.900	1.700
26T	703	Wyatt Aycock	Nebraska	4.800	8.950	..	13.750	1.850
26T	1324	Joseph Hodges	UIC	5.300	8.450	..	13.750	1.850
28T	714	Ethan Lottman	Nebraska	5.100	8.600	..	13.700	1.900
28T	1318	Leo Genders	Army	5.200	8.500	..	13.700	1.900
28T	706	Austin Epperson	Nebraska	5.400	8.300	..	13.700	1.900
28T	721	Josh Ungar	Nebraska	5.500	8.200	..	13.700	1.900
32	1323	Jason Gaides	UIC	5.000	8.550	..	13.550	2.050
33	1011	Trevor Howard	Penn State	5.300	8.200	..	13.500	2.100
34	808	Misha Koudinov	Ohio State	5.900	7.350	..	13.250	2.350
35	1319	Jeremy Cahill	Army	5.100	7.850	..	12.950	2.650
36	613	Paul Montague, Jr.	Minnesota	5.200	7.150	..	12.350	3.250

2014 NCAA Championships - Qualifier

Event Results - P Bars

Apr 10, 2014

Page: 1
Printed: 4/10/2014 9:34 PM

Men / SR
Session: 2



Rank	Num	Name	Gym	Diff	Exec	ND	Score	Out
1	812	Sean Melton	Ohio State	6.500	9.400	..	15.900	0.000
2	515	Sam Mikulak	Michigan	6.200	9.450	..	15.650	0.250
3	808	Misha Koudinov	Ohio State	6.100	9.250	..	15.350	0.550
4	1016	Néstor Rodríguez	Penn State	6.000	9.250	..	15.250	0.650
5T	512	Nick Hunter	Michigan	6.200	9.000	..	15.200	0.700
5T	503	Syque Caesar	Michigan	6.300	8.900	..	15.200	0.700
7T	611	Ellis Mannon	Minnesota	5.800	9.350	..	15.150	0.750
7T	608	Steve Jaciuk	Minnesota	6.000	9.150	..	15.150	0.750
9	607	Matt Frey	Minnesota	5.900	9.200	..	15.100	0.800
10	1011	Trevor Howard	Penn State	6.100	8.850	..	14.950	0.950
11	803	Jake Dastrup	Ohio State	5.900	9.000	..	14.900	1.000
12T	506	Stacey Ervin	Michigan	5.500	9.350	..	14.850	1.050
12T	703	Wyatt Aycok	Nebraska	5.600	9.250	..	14.850	1.050
14	509	Jordan Gaarenstroom	Michigan	5.800	8.800	..	14.600	1.300
15	1009	Preston Gall	Penn State	5.700	8.750	..	14.450	1.450
16T	105	Greg Chaput	Air Force	5.300	9.050	..	14.350	1.550
16T	113	Josh Ramos	Air Force	6.100	8.250	..	14.350	1.550
18	1004	Leroy Clarke, Jr.	Penn State	6.000	8.300	..	14.300	1.600
19T	107	Nick Gaudlip	Air Force	5.000	9.200	..	14.200	1.700
19*	718	Eric Schryver	Nebraska	5.100	9.100	..	14.200	1.700
19*	711	Louis Klein	Nebraska	5.100	9.100	..	14.200	1.700
22	613	Paul Montague, Jr.	Minnesota	5.700	8.300	..	14.000	1.900
23T	1317	Chris Short	Army	5.100	8.800	..	13.900	2.000
23T	1002	Wasef Burbar	Penn State	5.600	8.300	..	13.900	2.000
25	706	Austin Epperson	Nebraska	5.100	8.750	..	13.850	2.050
26	118	Tim Wang	Air Force	5.500	8.150	..	13.650	2.250
27	705	Sam Chamberlain	Nebraska	5.500	8.000	..	13.500	2.400
28	820	Danny Steiner	Ohio State	5.300	8.150	..	13.450	2.450
29	1320	Jacob Davies	Army	5.000	8.200	..	13.200	2.700
30	806	Alex Johnson	Ohio State	5.600	7.350	..	12.950	2.950
31	102	Skyler Awisus	Air Force	4.600	8.200	..	12.800	3.100
32	1323	Jason Gaides	UIC	4.500	8.100	..	12.600	3.300
33	606	Nathan Fortunato	Minnesota	4.900	7.450	..	12.350	3.550
34	1315	Jesse Glenn	Army	5.100	7.000	..	12.100	3.800
35	1326	Brett Valin	UIC	4.900	6.950	..	11.850	4.050
36	809	Jake Martin	Ohio State	0.000	0.000	..	0.000	15.900

2014 NCAA Championships - Qualifier

Event Results - Pommel

Apr 10, 2014

Page: 1
Printed: 4/10/2014 9:34 PM

Men / SR
Session: 2



Rank	Num	Name	Gym	Diff	Exec	ND	Score	Out
1T	515	Sam Mikulak	Michigan	6.100	9.400	..	15.500	0.000
1T	1010	Craig Hernandez	Penn State	6.300	9.200	..	15.500	0.000
3	714	Ethan Lottman	Nebraska	5.900	9.400	..	15.300	0.200
4	814	Michael Newburger	Ohio State	6.100	9.000	..	15.100	0.400
5T	516	Nolan Novak	Michigan	6.100	8.950	..	15.050	0.450
5T	611	Ellis Mannon	Minnesota	6.300	8.750	..	15.050	0.450
7	118	Tim Wang	Air Force	5.900	9.100	..	15.000	0.500
8	508	Matt Freeman	Michigan	6.000	8.850	..	14.850	0.650
9	812	Sean Melton	Ohio State	6.000	8.750	..	14.750	0.750
10	703	Wyatt Aycok	Nebraska	5.900	8.800	..	14.700	0.800
11	602	Steffen Beck	Minnesota	5.900	8.650	..	14.550	0.950
12T	803	Jake Dastrup	Ohio State	6.000	8.500	..	14.500	1.000
12T	809	Jake Martin	Ohio State	6.200	8.300	..	14.500	1.000
14	808	Misha Koudinov	Ohio State	5.700	8.650	..	14.350	1.150
15T	616	John Scallon	Minnesota	5.100	9.200	..	14.300	1.200
15T	613	Paul Montague, Jr.	Minnesota	5.800	8.500	..	14.300	1.200
17T	513	Dylan James	Michigan	5.400	8.800	..	14.200	1.300
17T	110	Nick Owen	Air Force	5.900	8.300	..	14.200	1.300
19	1009	Preston Gall	Penn State	5.900	8.250	..	14.150	1.350
20	1007	Adrian Evans	Penn State	5.900	8.200	..	14.100	1.400
21T	105	Greg Chaput	Air Force	5.200	8.700	..	13.900	1.600
21T	1315	Jesse Glenn	Army	5.300	8.600	..	13.900	1.600
21T	1004	Leroy Clarke, Jr.	Penn State	5.700	8.200	..	13.900	1.600
24	1325	Lukasz Adamczyk	UIC	6.000	7.850	..	13.850	1.650
25	512	Nick Hunter	Michigan	5.500	8.300	..	13.800	1.700
26	1323	Jason Gaides	UIC	5.300	8.300	..	13.600	1.900
27T	709	Andrew House	Nebraska	4.900	8.650	..	13.550	1.950
27T	717	C.J. Schaaf	Nebraska	5.100	8.450	..	13.550	1.950
29	609	Adam Kern	Minnesota	5.200	8.300	..	13.500	2.000
30	1322	Connor Venrik	Army	5.700	7.450	..	13.150	2.350
31	718	Eric Schryver	Nebraska	6.000	6.600	..	12.600	2.900
32	1016	Néstor Rodríguez	Penn State	5.300	6.900	..	12.200	3.300
33T	103	Chase Cannon	Air Force	4.400	7.750	..	12.150	3.350
33T	1011	Trevor Howard	Penn State	5.200	6.950	..	12.150	3.350
35	106	Patrick Duffy	Air Force	4.600	7.150	..	11.750	3.750

2014 NCAA Championships - Qualifier

Event Results - Rings

Apr 10, 2014

Page: 1
Printed: 4/10/2014 9:34 PM

Men / SR
Session: 2



Rank	Num	Name	Gym	Diff	Exec	ND	Score	Out
1T	713	Robbie Kocks	Nebraska	6.200	9.000	..	15.200	0.000
1T	1011	Trevor Howard	Penn State	6.600	8.600	..	15.200	0.000
3T	604	Zack Chase	Minnesota	6.300	8.700	..	15.000	0.200
3T	1018	Alexis Torres	Penn State	6.600	8.400	..	15.000	0.200
5	509	Jordan Gaarenstroom	Michigan	6.200	8.750	..	14.950	0.250
6	519	Paul Rizkalla Jr.	Michigan	6.100	8.800	..	14.900	0.300
7*	813	Drew Moling	Ohio State	6.100	8.700	..	14.800	0.400
7*	502	Alex Bubnov	Michigan	6.100	8.700	..	14.800	0.400
9T	805	Will Jeffreys	Ohio State	5.900	8.800	..	14.700	0.500
9T	104	Gared Chapman	Air Force	6.100	8.600	..	14.700	0.500
11T	508	Matt Freeman	Michigan	5.900	8.750	..	14.650	0.550
11T	612	Jack Metcalf	Minnesota	6.000	8.650	..	14.650	0.550
13	703	Wyatt Aycok	Nebraska	5.700	8.900	..	14.600	0.600
14	613	Paul Montague, Jr.	Minnesota	5.500	9.000	..	14.500	0.700
15	812	Sean Melton	Ohio State	5.500	8.950	..	14.450	0.750
16	708	Zach Hedval	Nebraska	5.500	8.900	..	14.400	0.800
17	608	Steve Jaciuk	Minnesota	5.500	8.850	..	14.350	0.850
18T	815	Alex Nork	Ohio State	5.500	8.800	..	14.300	0.900
18T	108	Tyler Huebner	Air Force	5.900	8.400	..	14.300	0.900
20	514	Colin Mahar	Michigan	5.800	8.400	..	14.200	1.000
21	1004	Leroy Clarke, Jr.	Penn State	5.700	8.450	..	14.150	1.050
22	806	Alex Johnson	Ohio State	5.300	8.750	..	14.050	1.150
23	601	Sean Bauer	Minnesota	5.400	8.600	..	14.000	1.200
24	611	Ellis Mannon	Minnesota	5.000	8.900	..	13.900	1.300
25	706	Austin Epperson	Nebraska	5.300	8.500	..	13.800	1.400
26T	1315	Jesse Glenn	Army	5.200	8.550	..	13.750	1.450
26T	1323	Jason Gaides	UIC	5.600	8.150	..	13.750	1.450
28	715	Grant Perdue	Nebraska	4.800	8.900	..	13.700	1.500
29	1010	Craig Hernandez	Penn State	5.500	8.150	..	13.650	1.550
30	118	Tim Wang	Air Force	5.000	8.600	..	13.600	1.600
31	119	Ben Zaiser	Air Force	4.800	8.750	..	13.550	1.650
32	1016	Néstor Rodríguez	Penn State	6.200	7.300	..	13.500	1.700
33	101	Denis Aurelius	Air Force	5.800	7.650	..	13.450	1.750
34	809	Jake Martin	Ohio State	0.000	0.000	..	0.000	15.200

2014 NCAA Championships - Qualifier

Event Results - Vault

Apr 10, 2014

Page: 1
Printed: 4/10/2014 9:34 PM

Men / SR
Session: 2



Rank	Num	Name	Gym	Diff	Exec	ND	Score	Out
1	1006	Tristan Duverglas	Penn State	6.000	9.250	-.-	15.250	0.000
2*	715	Grant Perdue	Nebraska	5.600	9.600	-.-	15.200	0.050
2*	519	Paul Rizkalla Jr.	Michigan	5.600	9.600	-.-	15.200	0.050
4*	823	Jeff Treleaven	Ohio State	5.600	9.500	-.-	15.100	0.150
4*	809	Jake Martin	Ohio State	5.600	9.500	-.-	15.100	0.150
6*	515	Sam Mikulak	Michigan	5.600	9.450	-.-	15.050	0.200
6*	501	Konner Ackerman	Michigan	5.600	9.450	-.-	15.050	0.200
8	604	Zack Chase	Minnesota	5.600	9.400	-.-	15.000	0.250
9	1316	Kip Webber	Army	5.600	9.450	-0.1	14.950	0.300
10T	503	Syque Caesar	Michigan	5.300	9.600	-.-	14.900	0.350
10*	1011	Trevor Howard	Penn State	5.600	9.300	-.-	14.900	0.350
10*	518	Tristian Perez-Rivera	Michigan	5.600	9.300	-.-	14.900	0.350
13*	1008	Matthew Felleman	Penn State	5.600	9.200	-.-	14.800	0.450
13*	810	Larry Mayer	Ohio State	5.600	9.200	-.-	14.800	0.450
15T	1315	Jesse Glenn	Army	5.200	9.500	-.-	14.700	0.550
15T	104	Gared Chapman	Air Force	5.600	9.100	-.-	14.700	0.550
17T	703	Wyatt Aycok	Nebraska	5.200	9.400	-.-	14.600	0.650
17T	1326	Brett Valin	UIC	5.600	9.100	-0.1	14.600	0.650
19	609	Adam Kern	Minnesota	5.600	8.950	-.-	14.550	0.700
20*	717	C.J. Schaaf	Nebraska	5.200	9.300	-.-	14.500	0.750
20*	601	Sean Bauer	Minnesota	5.200	9.300	-.-	14.500	0.750
22	705	Sam Chamberlain	Nebraska	5.300	9.150	-.-	14.450	0.800
23	611	Ellis Mannon	Minnesota	5.200	9.200	-.-	14.400	0.850
24*	1018	Alexis Torres	Penn State	5.200	9.150	-.-	14.350	0.900
24*	811	Logan Melander	Ohio State	5.200	9.150	-.-	14.350	0.900
24T	607	Matt Frey	Minnesota	5.600	8.750	-.-	14.350	0.900
27	1323	Jason Gaides	UIC	5.200	9.100	-.-	14.300	0.950
28	119	Ben Zaiser	Air Force	5.200	9.050	-.-	14.250	1.000
29	101	Denis Aurelius	Air Force	5.200	9.000	-.-	14.200	1.050
30	118	Tim Wang	Air Force	5.200	8.900	-.-	14.100	1.150
31	1319	Jeremy Cahill	Army	5.200	8.950	-0.1	14.050	1.200
32	803	Jake Dastrup	Ohio State	5.200	8.900	-0.1	14.000	1.250
33	1016	Néstor Rodríguez	Penn State	5.600	8.250	-.-	13.850	1.400
34	721	Josh Ungar	Nebraska	5.200	8.700	-0.1	13.800	1.450
35T	103	Chase Cannon	Air Force	4.800	8.850	-0.3	13.350	1.900
35T	1321	Joe Pritts	Army	5.200	8.450	-0.3	13.350	1.900
37	812	Sean Melton	Ohio State	0.000	0.000	-.-	0.000	15.250