



ATHLETICS COMMUNICATIONS

Fawcett Center, 6th Floor | 2400 Olentangy River Rd. | Columbus, Ohio 43210

2018-19 SCHEDULE AND RESULTS

20-9-5, 13-7-4-3/1st B1G

DATE	TIME (ET)	OPPONENT	RESULT
Oct. 12	10:05 p.m.	at Arizona State	W 3-2
Oct. 13	10:05 p.m.	at Arizona State	W 3-0
Oct. 19	7 p.m.	UMass	L 3-6
Oct. 20	5 p.m.	UMass	W 3-1
Oct. 26	7 p.m.	Bowling Green	L 2-8
Oct. 27	7:07 p.m.	at Bowling Green	T OT 2-2
Nov. 2	7:30 p.m.	at Notre Dame	W 1-0
Nov. 3	7:30 p.m.	at Notre Dame	L 1-2
Nov. 9	7 p.m.	at Colgate	W 3-0
Nov. 10	4 p.m.	at Colgate	W 1-0
Nov. 16	7 p.m.	Wisconsin	W 4-0
Nov. 17	5 p.m.	Wisconsin	W 3-1
Nov. 23	5 p.m.	Penn State	L 3-4
Nov. 24	8 p.m.	Penn State	W 5-2
Nov. 30	8 p.m.	at Minnesota	T OT 2-2 (3x3W)
Dec. 1	5 p.m.	at Minnesota	T OT 2-2 (3x3W)
Dec. 28	7 p.m.	Mercyhurst	W 3-1
Dec. 29	8 p.m.	Mercyhurst	W 5-4
Jan. 4	7 p.m.	at Michigan State	T OT 7-7 (3x3L)
Jan. 5	8 p.m.	at Michigan State	W 6-0
Jan. 11	7 p.m.	Michigan	L 1-2
Jan. 12	7 p.m.	Michigan	W 4-2
Jan. 18	7 p.m.	at Penn State	W 4-1
Jan. 19	3 p.m.	at Penn State	W 6-4
Feb. 1	7 p.m.	Notre Dame	W 4-2
Feb. 2	8 p.m.	Notre Dame	W 2-0
Feb. 8	8 p.m.	at Wisconsin	W 2-1 OT
Feb. 9	8 p.m.	at Wisconsin	W 4-1
Feb. 15	6 p.m.	Minnesota	L 3-4
Feb. 16	6 p.m.	Minnesota	L 3-4
Feb. 22	6:30 p.m.	at Michigan	L 2-4
Feb. 23	6 p.m.	at Michigan	T OT 3-3 (3x3W)
March 1	6:30 p.m.	Michigan State	W 5-1
March 2	5 p.m.	Michigan State	L 2-3

Big Ten Tournament (Campus sites)

March 17 Penn State (Semifinals) 3:30 p.m.

March 24 Championship (if OSU advances) Noon

NCAA Tournament

March 29-31 Regionals

(Allentown, Pa.; Fargo, N.D.;

Manchester, N.H.; Providence, R.I.)

April 11/13 Frozen Four (Buffalo)

SOCIAL MEDIA: #GoBucks

Twitter @OhioStateMHKY

Instagram @OhioStateMHKY

Facebook OhioStateMensHockey

OhioStateBuckeyes.com | #GoBucks

No. 6 OHIO STATE vs. PENN STATE

B1G Tournament Semifinals | Sunday, March 17, 3:30 p.m. | Value City Arena | Columbus, Ohio

BUCKEYES VS. NITTANY LIONS IN B1G TOURNEY

- The No. 6-ranked Ohio State men's hockey team begins postseason play Sunday when it hosts No. 17 Penn State in a Big Ten Tournament semifinal game. The teams will meet at 3:30 p.m. Sunday in Value City Arena in Columbus.

- The game will be televised by BTN and available on BTN2Go, with Dan Kelly and Ben Clymer on the call.

- Ohio State radio will have the contest on 1460 AM, online on OhioStateBuckeyes.com and through the Ohio State Buckeyes mobile app. Herb Howenstine and John Mowat will call the action.

- Video, radio and live stats links can be found at go.osu.edu/mhky livestats18.

- Ohio State is 20-9-5 this season and is the Big Ten Tournament's No. 1 seed after winning the regular season title. The Buckeyes had a bye through the quarterfinal round and were off last weekend. Penn State is 21-14-2 on the year and is the No. 4 seed in the tournament. The Nittany Lions won their quarterfinal series vs. No. 5 Wisconsin in State College, dropping game one (4-3) before 6-1 and 4-3 OT victories.

- The Buckeyes won the regular season series vs. the Nittany Lions this year, 3-1-0. The teams split a series in Columbus, with PSU winning 4-3 Nov. 23 and Ohio State posting a 5-2 victory the next night. In State College Jan. 18-19, the Buckeyes posted a sweep with 4-1 and 6-4 wins.

- Ohio State and Penn State have met in the Big Ten Tournament once, a 3-1 Buckeye quarterfinal win March 19, 2015 in Joe Louis Arena in Detroit.



BUCKEYE NOTES TO KNOW

- Ohio State, with a quarterfinal bye in the Big Ten Tournament, last played March 1-2 when it split a series with Michigan State, creating a 14-day break from game action.

- The Buckeyes are 8-5 all-time in Big Ten Tournament games and have played in the semifinals all six years of the event, with a 2-3 mark in B1G semifinal contests so far.

- Ohio State is 8-1 all-time in Value City Arena in postseason games, including a sweep of Michigan State in the quarterfinals last season. The Buckeyes defeated Michigan in the Big Ten Tournament semifinals in Nationwide Arena in downtown Columbus last year.

- Each of the Buckeyes' last three Big Ten Tournament games have gone to overtime, with Ohio State 2-1 in those contests.

BY THE NUMBERS

OHIO STATE	PENN STATE
20-9-5	21-14-2
13-7-4-3/1st	11-12-1-1/4th
3.15	4.59
2.24	3.65
33/150 (.220)	32/122 (.262)
104/127 (.819)	102/133 (.767)
10.1	10.2
33.8	40.9
27.6	33.3

1

The Buckeyes won the first Big Ten championship in program history this season and are the No. 1 seed in a league postseason tournament for the first time since 1972.

164

Senior Mason Jobst leads active NCAA skaters in points. He is tied for 12th in Ohio State history and has notched the most points for a Buckeye since 1989.

4

Ohio State has a B1G-best four finalists for league awards - Mason Jobst (Player), Sasha Larocque (Defensive Player), Tommy Nappier (Goalie) and Steve Rohlik (Coach).

- Ohio State is 10-7 at home this year, scoring 3.24 goals a game and allowing 2.65 a night. The power play is 16-for-69 (.232) and the penalty kill is 50-for-65 (.769). Tanner Laczynski has a team-best 11 assists and 16 points in VCA and Mason Jobst is first with eight goals, second with 15 points.

- The Buckeyes have four finalists for Big Ten end of season awards - Mason Jobst (Player), Tommy Nappier (Goaltender), Sasha Larocque (Defensive Player) and Steve Rohlik (Coach). The winners, along with the All-Big Ten teams, will be announced Tuesday. Nappier is also a Mike Richter Award semifinalist.

- Mason Jobst leads the Buckeyes with 17 goals and 36 points, while Tanner Laczynski has a team-best 20 assists and is second with 30 points.

- The B1G Tournament semifinal game will be the Buckeyes' first contest on a Sunday this season. The squad was 9-6-2 on Friday and 11-3-3 on Saturday this year.

- Penn State enters the weekend first in the NCAA in scoring offense, averaging 4.59 goals a game. Ohio State is 13th nationally and first in the B1G in scoring defense, allowing 2.24 goals a game. The Buckeyes rank 15th (tied) in the NCAA in scoring offense with 3.15 goals a night. Penn State has allowed 3.65 goals per game. In scoring margin, PSU is 10th in the NCAA (+.95) and Ohio State is 13th (+.91).

BIG CHAMPS

- The Buckeyes clinched the outright Big Ten title with a tie and 3x3 overtime goal vs. Michigan Feb. 23.

- It was the first Big Ten title in program history and the first conference regular season championship won by Ohio State since claiming the 1972 CCHA title in a four-team league.

- Ohio State had a nine-point edge on second place Notre Dame in the final Big Ten standings, the largest margin from first to second in the six-year history of the league. Teams two through seven were separated by seven points this year.

NOTING THE BUCKEYES IN THE POSTSEASON

- Ohio State is 8-5 all-time in the Big Ten Tournament. It was the most wins among conference teams entering this postseason (passed by Penn State with nine after its series win last weekend).

- The Buckeyes were the only team to win at least one game in the tournament each of the first five years.

- This will be the sixth time (in six tournaments) the squad will play in the semifinal round, with a 2-3 record in the semifinals. Ohio State topped Minnesota in the inaugural tournament to reach the championship game (falling to Wisconsin in overtime 6-5) and beat Michigan in overtime last year to advance to the final (losing to Notre Dame in overtime, 3-2). The Buckeyes lost to Minnesota in the 2015 and 2016 semifinals and to Wisconsin in 2017.

- The Buckeyes have not been a conference tournament's No. 1 seed since capturing the 1972 CCHA regular season and tournament titles.

- This year is the first time Ohio State has earned a bye in a conference tournament since 2013 (the last year of CCHA play). That season, Ohio State was the No. 4 seed and had a first round series bye before beating Ferris State in a quarterfinal series. The Buckeyes fell to Notre Dame in the semifinals. In 2005, the squad was the No. 2 seed and defeated Ferris State in the first round before a single-elimination quarterfinal bye. The Buckeyes topped Michigan State in the semifinals that year but fell to Michigan in the final.

- Ohio State has two conference postseason championships. Along with the 1972 crown, the squad won three games in three days to capture the 2004 CCHA Super Six championship.

- The Buckeyes have played each of the other six conference teams in the Big Ten Tournament – Michigan (1-0), Michigan State (5-0), Minnesota (1-2), Notre Dame (0-

1), Penn State (1-0), Wisconsin (0-2).

- Six Buckeyes have played in eight Big Ten Tournament games – Sasha Larocque, Tommy Parran, Dakota Joshua, John Wiitala, Brendon Kearney and Mason Jobst.

- Jobst leads the current Buckeyes with five goals, seven assists and 12 points in Big Ten Tournament play, ranking second all-time in points among all Big Ten players.

- Kearney (2g, 3a) and Tanner Laczynski (2g, 3a) are tied for second among current Buckeyes with five points each. Wiitala is second on the squad with three B1G Tournament goals.

- Ohio State was the B1G Tournament No. 2 seed in 2018, No. 3 in 2017, No. 4 in 2016 and 2014 and No. 5 in 2015.

- Among current Buckeyes, Jobst, Laczynski and Matt Miller have each earned B1G All-Tournament Team honors. Ohio State leads B1G teams with seven total all-tournament team picks.

- Each of the Buckeyes' last three Big Ten Tournament games has gone to overtime. Last year, Ohio State won game two of the quarterfinal series vs. Michigan State in overtime (4-3), beat Michigan in the semifinals (3-2) and lost to Notre Dame in the final (3-2).

- In Value City Arena, Ohio State is 8-1 in postseason games. In CCHA play, the Buckeyes swept Ferris State in 1999, Bowling Green in 2004 and were 2-1 vs. Ferris State in 2005, along with two wins over Michigan State in a Big Ten Tournament quarterfinal series last year. Overall at home, the Buckeyes are 26-6-3 in postseason games.

- A different team won the Big Ten Tournament each of the first five years, with Ohio State and Michigan State the two teams to not yet capture the postseason trophy.

AWARDS WATCH

- Four Buckeyes are among the Top 3 finalists for Big Ten end of season awards. Senior Mason Jobst is a Big Ten Player of the Year finalist, senior Sasha Larocque is one of the B1G Defensive Player of the Year finalists, sophomore Tommy Nappier is among the finalists for the goaltender of the year honor and Steve Rohlik is among the coach of the year finalists. The winners will be announced Tuesday. Ohio State leads the seven conference teams with four finalists.

- Nappier was named one of 10 semifinalists for the Mike Richter Award Thursday. He is the second Buckeye to be named a semifinalist, joining senior Sean Romeo who was recognized last season.

- Larocque is one of 10 finalists for the Senior CLASS Award. He joins Sean Duddy (2012) as Ohio State finalists for the award.

- Senior Tommy Parran is one of five finalists for the Hockey Humanitarian Award, the first in program history.

JUST THE STATS

- Overall this year, the Buckeyes are scoring 3.15 goals a game and allowing 2.24 a contest. The power play is 33-for-150 (.220) and the penalty kill is 104-for-127 (.819). The squad averages 10.1 penalty minutes, 33.8 shots on goal for and 27.6 shots on goal against per contest.

- Ohio State is 13th nationally in scoring defense and scoring margin (+.91 goals per game), 15th in scoring offense, 16th on the power play and 10th in winning percentage (.662).

- Senior Mason Jobst has a team-high 17 goals and 36 points, while junior Tanner Laczynski is first with 20 assists and second with 30 points.

- Ronnie Hein ranks second with 11 goals this year, Laczynski is third with 10 and Dakota Joshua and Carson Meyer each have nine goals to tie for fourth.

- Jobst is second with 19 assists and junior defenseman Matt Miller is third with 17 helpers.

- Joshua (22), Meyer (22), Miller (22), Hein (21) and Freddy Gerard (20) have all reached the 20-point mark. In all, 12 Buckeyes have 10+ points.

- In goal, Tommy Nappier and Sean Romeo split starts the first 17 series. Nappier is second in the NCAA in save

OHIO STATE VS. PENN STATE

Series RecordOhio State leads 15-9-2
In ColumbusOhio State leads 7-4-1
In State CollegeOhio State leads 7-4-1
Neutral SiteTied 1-1-0
In OvertimeTied 1-1-2
Big Ten Regular SeasonOhio State leads 14-8-2
Current Win StreakOhio State - 3
Most Ohio State Goals7 (2/20/16)
Most Penn State Goals6 (2/19/16)
Most Combined Goals11 (2/20/16)
ShutoutsOhio State - 1/Penn State - 1

THE SERIES

12/29/12L	4-5	N ¹
1/31/14W	5-1	H
2/1/14W	5-2	H
3/14/14W	4-2	A
3/15/14L	2-4	A
1/9/15W OT	5-4	A
1/10/15L	1-4	A
2/27/15W	5-3	H
2/28/15W	5-3	H
3/19/15W	3-1	N ²
1/22/16L OT	2-3	H
1/23/16W	5-1	H
2/19/16L	1-6	A
2/20/16W	7-4	A
1/6/17W	3-0	H
1/7/17L	2-4	H
1/20/17T OT (SW)	3-3	A
1/21/17W	6-3	A
12/1/17T OT (SL)	5-5	H
12/2/17L	0-4	H
1/12/18L	2-5	A
1/13/18W	5-1	A
11/23/18L	3-4	H
11/24/18W	5-2	H
1/18/19W	4-1	A
1/19/19W	6-4	A

¹Three Rivers Classic, CONSOL Energy Center, Pittsburgh, Pa.; ²Big Ten Tournament Quarterfinals, Joe Louis Arena, Detroit

CURRENT BUCKEYES VS. PENN STATE

	GP	G	A	P	Sh	P-PIM	+/-
Ege	7	0	2	2	5	5-10	-3
Fidler	10	1	3	4	14	1-2	+2
Gabriele	3	1	0	1	2	0-0	+1
Gerard	14	4	4	8	39	1-2	+2
Hein	9	2	4	6	17	3-6	-5
Jobst	15	9	11	20	53	5-10	-1
Joshua	13	7	4	11	50	8-24	-4
Kearney	15	2	4	6	23	0-0	0
Laczynski	8	3	11	14	35	3-6	+2
Larocque	13	1	1	2	12	7-14	-4
McCormick	9	0	0	0	0	1-2	-3
Meyer	4	0	3	3	13	0-0	-2
Miller	7	1	5	6	15	2-4	-2
Myer	12	0	3	3	16	1-2	0
O'Connell	2	0	0	0	0	0-0	0
Parran	13	1	0	1	10	4-8	+6
Peters	2	0	0	0	4	1-2	0
Pooley	8	2	2	4	11	1-2	0
Preston	4	0	2	2	6	1-2	+2
Westlund	4	3	4	7	19	1-2	+2
Wiitala	16	4	2	6	30	1-2	-3

	GP/GS	GA	GAA	Svs	Sv%	W-L-T
Nappier	3/3	7	2.33	102	.936	3-0-0
Romeo	5/5	18	3.60	157	.897	1-3-1

BIG TOURNAMENT SEMIFINAL VS PSU

percentage (.937) and fourth in goals-against average (1.78) and Romeo has posted a 2.58 goals-against average and .902 save percentage.

- Last year's team was 21-8-5 entering postseason play. The 2017-18 team was averaging 3.12 goals per game, allowing 2.06, through its 34 regular season contests. The power play was 30-for-137 (.219) and the penalty kill was 112-for-123 (.911).

BUCKEYES VS. NITTANY LIONS

- Ohio State leads the all-time series with Penn State, 15-9-2, including a 7-4-1 ledger in Columbus.
- The teams last met in Columbus Nov. 23-24, splitting the series. The Nittany Lions won the opener, 4-3, breaking a 3-3 tie with a third-period power play goal. Ohio State claimed the second game, 5-2, with three goals in the final 2:17, breaking a 2-2 tie and then adding two shorthanded empty net scores.
- The Buckeyes posted two road wins in the last series between the teams, with 4-1 and 6-4 victories Jan. 18-19.
- Senior John Wiitala leads the current Buckeyes with 16 games played vs. Penn State, while classmates Brendon Kearney and Mason Jobst have each skated in 15 games vs. the Nittany Lions. Jobst has a team-high nine goals and 20 points vs. PSU, sharing the assist lead with junior Tanner Laczynski with 11 each. Laczynski is second with 14 points, skating in eight games vs. the Nittany Lions. Dakota Joshua, in 13 games vs. Penn State, has seven goals and 11 points.

OSU VS. PSU IN THE 2015 BIG TOURNAMENT

- Ohio State and Penn State met in the Big Ten Tournament quarterfinals March 19, 2015, a 3-1 Buckeye victory in Joe Louis Arena in Detroit.
- Nick Schilkey and Justin DaSilva gave the Buckeyes a 2-0 lead after the first period. Penn State scored midway through the second but David Gust answered with a minute left in the period for a 3-1 Ohio State advantage.
- Buckeye goalie Christian Frey had 31 saves in the game, including stopping all 13 shots he faced in the third period.
- There were no penalties called in the game.

THE LAST SERIES - OHIO STATE SWEEPS PENN STATE

- The Buckeyes posted two wins over then-No. 13/12 Penn State Jan. 18-19, winning 4-1 and 6-4.
- Three Buckeyes – Mason Jobst (1g, 4a), Tanner Laczynski (1g, 4a) and Gustaf Westlund (2g, 3a) – led the squad with five points in the series, while Matt Miller had four points (1g, 3a) and Dakota Joshua scored two goals. Gordi Myer had a team-best seven shot blocks and Sasha Larocque had six recorded blocks. Sean Romeo (24 saves) and Tommy Nappier (34 saves) each posted a win in goal.
- In game one, the teams traded power play goals in the first period, with Westlund scoring first for the Buckeyes. Laczynski broke the tie with a 5x3 power play goal 3:10 into the second and the lead extended to 3-1 on a Westlund score at 9:52. Ronnie Hein closed out the scoring with less than two minutes left in regulation. The Buckeyes outshot the Nittany Lions, 33-25. Ohio State was 2-for-6 on the

power play and 5-for-6 on the penalty kill. Laczynski and Jobst each had two assists in the victory.

- In the second game, the teams were tied at one after the first period, with Grant Gabriele scoring for the Buckeyes, and Penn State tallied the first goal of the second for a 2-1 lead. Ohio State notched back-to-back power play goals from Joshua and Miller to tie the game and move ahead (3-2). A PSU shorthanded goal during a major power play deadlocked the score at three, but the Buckeyes converted twice on the major, with Joshua and Westlund scoring, to lead 5-3 after 40 minutes. Jobst pushed the Buckeye lead to three (6-3) at 6:09 of the third. Penn State drew within two at 11:04 but could get no closer, as Tommy Nappier had 18 saves in the third period for the Buckeyes. Ohio State had the edge in shots, 39-38, for the game. The Buckeyes were 4-for-10 on the power play and 3-for-3 on the penalty kill. Laczynski, Jobst, Westlund and Miller each had two helpers in the win.

THE NITTANY LIONS

- Penn State is 21-14-2 overall this year and finished Big Ten play 11-12-1 in fourth place. The squad advanced to the Big Ten Tournament semifinals with a series victory over Wisconsin. The Badgers won the opener 4-3 before PSU claimed 6-2 and 4-3 OT victories. Penn State is 5-6-1 on the road this season.
- The Nittany Lions score an NCAA-best 4.59 goals per game and are allowing 3.65 per contest. The squad is 32-for-122 (.262) on the power play and 102-for-133 (.767) on the penalty kill. Penn State, which averages 10.2 penalty minutes a night, is first in the NCAA with 40.9 shots on goal per game.
- Alex Limoges has a team-best 22 goals and 48 points, sharing the assist lead with Evan Barratt with 26 each. Barratt is second with 42 points, followed by Liam Folkes with 41 (17g, 24a). Brandon Biro (15g, 23a, 38p) and Nate Sucece (17g, 18a, 35p) also have crossed the 30-point mark.
- In goal, Peyton Jones is 17-11-2, with a 3.41 goals-against average and .898 save percentage to lead the Nittany Lions.

IN THE RANKINGS

- The Buckeyes are ranked sixth in both the USCHO and USA Today/USA Hockey Magazine rankings this week. Ohio State has been ranked in the Top 7 of both polls all season outside of one week at No. 9 in the USA Hockey Magazine poll Oct. 29.
- Big Ten teams No. 16 Notre Dame and No. 17 Penn State join the Buckeyes in the USCHO poll, with Minnesota receiving votes. The Irish are No. 15 in the USA Today/USA Hockey Magazine rankings and PSU is receiving votes.
- Of the Buckeyes' nonconference foes this season, UMass is No. 3, Arizona State is 13th and Bowling Green is No. 15 in the USCHO ratings this week and in the USA Today/USA Hockey Magazine rankings, the Minutemen are second, Sun Devils are 13th and the Falcons are receiving votes.
- Ohio State is one of four schools with both its men's and women's hockey teams ranked in the Top 10 this week.

OHIO STATE IN THE B1G TOURNEY

Record	8-5
Neutral Site Record	5-4
Home Record	3-0
Road Record	0-1
In Overtime	4-2
Quarterfinal Record	6-0
Semifinal Record	2-3
Championship Game Record	0-2
Most Ohio State Goals	6 (2x, last 3/2/18 vs. MSU)
Most Goals Allowed	5 (3/22/14 vs. UW)

3/20/14	Michigan State (QF) ...Saint Paul, Minn.	WOT 2-1
3/21/14	Minnesota (SF)	W 3-1
3/22/14	Wisconsin (F)	LOT 4-5
3/19/15	Penn State (QF)	W 3-1
3/20/15	Minnesota (SF)	L 0-3
3/17/16	Michigan State (QF) ...Saint Paul, Minn.	WOT 4-3
3/18/16	Minnesota (SF)	L 2-4
3/16/17	Michigan State (QF) ..	W 6-3
3/17/17	Wisconsin (SF)	L 1-2
3/2/18	Michigan State (QF) ..Columbus (VCA)	W 6-2
3/3/18	Michigan State (QF) ..Columbus (VCA)	WOT 4-3
3/10/18	Michigan (SF)	WOT 3-2
3/17/18	Notre Dame (F)	LOT 2-3

QF: Quarterfinals; SF: Semifinals; F: Final
 2014-17: Single elimination tournament at neutral sites
 2018-present: Quarterfinal round moved to best-of-three series, followed by single elimination semifinal and final

Northeastern's women are ranked third, with the men ninth. Cornell has the sixth-ranked women's team and No. 10 men's team and Providence's men are No. 7, with the women 10th. Ohio State's women are ranked ninth this week.

- The Buckeye squad started the year No. 2 in the USA Today poll and No. 3 in the USCHO rankings. The team then moved into the top spot the next two weeks in both polls (Oct. 8, Oct. 15). It was the first time the Buckeyes were No. 1 in either poll and the first time at the top of a national college hockey poll since WMPL Radio rankings for three weeks in November/December 1983.

THANK YOU SENIORS

- The eight members of the Buckeye hockey Class of 2019 - Freddy Gerard, Mason Jobst, Dakota Joshua, Sasha Larocque, Brendon Kearney, Tommy Parran, Sean Romeo and John Wiitala - were recognized during the final weekend of the regular season.
- Over the last four years, the group has been a part of 81 wins (the most for a senior class since 2007) and claimed the first Big Ten title in program history.
- They have made two NCAA appearances and are looking to join the 2005 seniors as the second Ohio State senior class to earn three NCAA tournament berths.
- The group started their freshman year 0-7 and finished that season 14-18-4 and in fourth in the Big Ten. The squad was 21-12-6 overall their sophomore year, finishing third in the Big Ten. Last season, the Buckeyes posted a 26-10-5 record, standing second in the Big Ten.
- During their careers, the Buckeyes have ranked in the Top 20 nationally in scoring offense and power play. In the 150 games over the last four years, Ohio State has averaged 3.46 goals a game, allowing 2.66 per contest. The power play is 149-for-602 (.248) and the penalty kill is 457-for-560 (.816).

IN THE B1G RECORD BOOK

- Tommy Nappier ended B1G play with a 1.82 goals-against average, the second-best gaa in B1G games in league history, while his .936 save percentage ranks fourth all-time.

BIG TEN STANDINGS

	CONFERENCE						OVERALL							
	GP	W	L	T	3/SW	Pts.	GF	GA	GP	W	L	T	GF	GA
1. Ohio State (6)	24	13	7	4	3/0	46	79	52	34	20	9	5	107	76
2. Notre Dame (16)	24	11	11	2	1/1	37	63	65	36	20	13	3	104	82
3. Minnesota (RV)	24	11	10	3	0/0	36	76	75	37	18	15	4	117	106
4. Penn State (17)	24	11	12	1	0/1	35	101	96	37	21	14	2	170	135
5. Wisconsin	24	9	10	5	0/2	34	69	81	37	14	18	5	113	130
Michigan	24	9	10	5	2/0	34	76	75	36	13	16	7	110	114
7. Michigan State	24	8	12	4	1/1	30	68	88	36	12	19	4	99	122

Teams receive three points for a win in regulation or overtime. Conference games tied after 65 minutes advance to a 5 minute sudden-death overtime of 3x3 hockey. If the game is still tied, a sudden-death shootout will be held. If a game goes to a 3x3 overtime and/or shootout each team gets one point and the 3x3 overtime and/or shootout winner receives an extra point. (#) is the team's ranking in the USCHO.com poll March 11.

- Matt Miller had 19 points in B1G games, the third-most for a defenseman in a single season in the six years of the Big Ten. He is tied for eighth in career points among defensemen with 32 (8g, 24a).
- Mason Jobst ended his conference career as the all-time Big Ten leader in points (108), goals (48), power play goals (21) and shorthanded goals (4), ranking second with 60 assists. His 1.24 points per game average in B1G games is tied for first among skaters with two-plus years played and is first among four-year skaters.
- Jobst was the first Big Ten player to hit 100 points in Big Ten games only and was joined by Tyler Sheehy of Minnesota (102) later in the season. The previous B1G career records were 86 points, 36 goals and 57 assists. Justin Kloos of Minnesota held the point and assist records and Buckeye Nick Schilkey was the goal leader.

SPECIAL TEAMS

- Ohio State is 33-for-150 (.220) on the power play this season, ranking 16th in the NCAA.
- In the second half of the year, the Buckeyes are 21-for-76 (.276) on the power play, ranking eighth in the NCAA in that time, with extra man goals in 12 of 18 games.
- The squad is 104-for-127 (.819) on the penalty kill this year.
- Since Dec. 28, the Buckeyes are 53-for-63 (.841) on the penalty kill.
- Mason Jobst is tied for 13th nationally with eight power play goals this season. He has 28 PPG in his career, tying for eighth in program history.
- In all, 11 Buckeyes have a power play goal this year. Dakota Joshua, John Wiitala and Carson Meyer are tied for second on the team with four power play goals, while Tanner Laczynski and Gustaf Westlund each have three and Matt Miller and Freddy Gerard each have two. Ronnie Hein, Wyatt Ege and Gordi Myer also have tallied with the man advantage.
- Jobst (8g, 9a, 17p) and Laczynski (3g, 13a, 16p) are tied for third and tied for fifth, respectively, in power play points in the Big Ten.

CENTURY CLUB

- Junior Tanner Laczynski hit the 100-point mark at Penn State Jan. 18 and has 109 points in the Scarlet and Gray through his first 100 games. He is the third Buckeye with 100 points as a junior since 2003 (Ryan Dzingel/2014, Mason Jobst/2018). Laczynski has 37 goals and 72 assists as a Buckeye.
- Senior Dakota Joshua had an assist vs. Minnesota Feb. 16 to become the newest member of the Century Club. He has 100 points through 126 games as a Buckeye, with 41 goals and 59 assists. This season, he has a 9-13-22 line.
- All-time, 61 Buckeyes have hit triple digits.
- Mason Jobst has a 69-95-164 line as a Buckeye, tying for 12th in program history in career points (Andy Forcey, 1986-89).
- Jobst is looking to become the first Buckeye with 100+ assists since Rick Brebant finished his career with 108 in 1987.
- Jobst leads current NCAA skaters in points (12 ahead of second place). Since the 2013-14 season, Jobst is one of 21 players in the NCAA to post 150 or more points and the 12th with 160+ points.
- NCAA skaters with 150+ career points (2013-14 to present):
 - 2018-19 (2): Mason Jobst, Ohio State (164), Ryan Kuffner, Princeton (152)
 - 2017-18 (1): Brady Ferguson, Robert Morris (167)
 - 2016-17 (3): Mike Vecchione, Union (176); Tyler Kelleher, New Hampshire (167); Justin Kloos, Minnesota (150)
 - 2015-16 (5): Zac Lynch, Robert Morris (156); Danny O'Regan, Boston University (154); Andrew Gladiuk, Bentley (153); Kalle Kossila, St. Cloud (153); Kevin Roy, Northeastern (150)
 - 2014-15 (4): Austin Czarnik, Miami (169); Kyle Rau,

CAREER BIG TEN TOURNAMENT STATISTICS OF CURRENT BUCKEYES

PLAYER	GP	G	A	PTS	PP	SH	GW	SHOTS	+/-	NO-MIN	FW-FL	FO%	BCK
Mason Jobst	8	5	7	12	1	0	2	25	+7	2-4	85-80	.515	3
Tanner Laczynski	6	2	3	5	1	0	0	26	0	2-4	3-0	1.00	4
Brendon Kearney	8	2	3	5	0	0	0	17	+8	0-0	9-7	.563	3
Wyatt Ege	4	0	4	4	0	0	0	10	+6	0-0	0-0	--	2
Matt Miller	6	1	3	4	0	0	0	10	-2	0-0	0-0	--	8
Tommy Parran	8	1	3	4	0	0	0	11	-3	3-6	0-2	.000	6
John Wiitala	8	3	1	4	0	0	0	20	+6	1-2	15-21	.417	1
Dakota Joshua	8	2	1	3	2	0	0	23	-4	3-17	53-50	.515	0
Sasha Larocque	8	1	1	2	0	0	0	8	+8	2-15	0-0	--	9
Gordi Myer	4	1	1	2	1	0	0	11	-1	0-0	0-0	--	3
Freddy Gerard	6	1	0	1	0	0	1	9	-2	0-0	0-0	--	0
Austin Pooley	4	0	1	1	0	0	0	0	0	1-2	9-1	.900	0
Sam McCormick	4	0	1	1	0	0	0	3	-1	0-0	0-0	--	0
Miguel Fidler	3	0	0	0	0	0	0	3	+1	1-2	1-2	.333	1
Ronnie Hein	1	0	0	0	0	0	0	1	0	1-2	2-2	.500	1
		GP/GS	MIN	GA	GAA	Svs	Sv%	W-L-T					
Romeo		4/4	255:47	10	2.35	97	.907	3-1-0					

Minnesota (164); Matt Leitner, Minnesota State (162); Cody Wydo, Robert Morris (150)
 - 2013-14 (6): Greg Carey, St. Lawrence (185); Johnny Gaudreau, Boston College (175); Brett Gensler, Bentley (167); Mark Zengerle, Wisconsin (162); T.J. Tynan, Notre Dame (161); Daniel Carr, Union (157)
(Gaudreau was the only player to hit 150 points as a junior)

ON THE BUCKEYE BLUELINE

- Senior Sasha Larocque is a team-best +14 this season and +50 in his Buckeye career. It is the best career plus/minus for a Buckeye since at least 2000 and the best for a blueliner since the +41 posted by Matt Waddell from 2003-07.
- Buckeye defensemen have scored 13 goals this season, with seven standing as gamewinners.
- Matt Miller leads the Buckeye defensemen with five goals and Larocque and Wyatt Ege each have two. Grant Gabriele, Ryan O'Connell, Tommy Parran and Gordi Myer each have one.
- Miller is first among Buckeye blueliners with 17 assists and 22 points, with a team-high four gamewinning goals, and is tied for sixth in scoring among B1G blueliners. He has a point in 13 of the 18 games in the second half of the season (6g, 12a, 17p). In B1G games, Miller had a 4-15-19 line, ranking second in points among league defensemen.
- Myer leads the Buckeyes with 51 blocked shots on the year, Larocque is second with 47 and Miller is third with 45.

THE SCORING LEADERS

- Buckeye senior Mason Jobst and junior Tanner Laczynski both were on the Hobey Baker Award fan ballot.
- Jobst and Laczynski both have earned All-America honors, with Jobst recognized in 2017 and Laczynski an honoree in 2018. They each have been named All-Big Ten.
- The duo rank among the Top 20 active career scorers in the NCAA this season.
- Jobst leads all current NCAA players with 164 career points and 28 power play goals, tying for first with 95 assists and tying for second with 69 goals. He is tied for fourth nationally with 1.11 points per game over his 148-game Buckeye career and ranks second (tied) among seniors.
- Laczynski has a 37-72-109 line in 100 games in the Scarlet and Gray. He is tied for sixth overall with 1.09 points per game and third among current juniors in points per game. Laczynski has 10 gamewinning goals to tie for sixth among current skaters across the NCAA.
- This season, Jobst leads the Buckeyes with 17 goals and 36 points. Laczynski, who missed nine games this season with injury, is first with 20 assists and second with 30 points.
- Laczynski had four points, with a goal and three assists, against Michigan State in the Buckeyes' last series. He has a team-high 10 multiple point games this season.

OHIO STATE AND THE CBJ

- Ryan Dzingel, an All-American for the Buckeyes who skated with the team from 2012-14, was traded to the Columbus Blue Jackets near the trade deadline. Dzingel, an Ottawa draft pick, was with the organization since turning pro after his junior season. In his 256-game NHL career, he has 132 points on 63 goals and 69 assists. He scored his first goal as a Blue Jacket, adding two assists for his first NHL three-point game, this week.
- Dzingel is the fourth former Buckeye to play for the CBJ, joining RJ Umberger, Nate Guenin and Zac Dalpe.
- Dalpe signed a two-year, two-way contract extension with the Blue Jackets earlier this month. He is leading their AHL team in scoring this year with 39 points in 41 games.

IN THE SECOND HALF

- Since action around college hockey resumed Dec. 28, Ohio State is 11-5-2, leading the Big Ten in winning percentage (.667).
- The Buckeyes are fifth in the NCAA in scoring in the span, averaging 3.67 goals per game. Penn State is first, scoring 4.0 goals a night.
- In the stretch, the Buckeyes are eighth on the power play, converting 21-of-76 (.276) chances. The team is allowing 2.44 goals a game and the penalty kill is 53-for-63 (.841).
- Individually, Mason Jobst is tied for 11th in the NCAA with 1.22 points per game over the stretch. Tanner Laczynski has averaged 1.33 points a game in his 12 games since break, with Gustaf Westlund averaging 1.29 points in his seven games. Matt Miller is tied for eighth among NCAA defensemen with .94 points a night.

BETWEEN THE PIPES

- Goalies Sean Romeo and Tommy Nappier, who split starts through the first 17 series, have combined for seven shutouts, with Ohio State tying for second in the NCAA for team shutouts. The seven shutouts tie the Ohio State record for a single season, first set in 1998.
- Nappier, a Big Ten Goaltender of the Year finalist and Mike Richter Award semifinalist, is second in the NCAA with a .936 save percentage and ranks fourth with a 1.78 goals-against average, ranking third with a .794 winning percentage (12-2-3).
- Nappier has four shutouts, blanking Arizona State Oct. 12, Colgate Nov. 10, Michigan State Jan. 5 and Notre Dame Saturday. He is tied for fifth among Buckeye goalies for single-season shutouts and is tied for fifth in career shutouts. The last Buckeye goalie with at least four shutouts in a season was All-American Brady Hjelle in 2013.
- Romeo has three shutouts this season and five in his career as a Buckeye to tie for fifth among Ohio State netminders.
- Romeo posted three shutouts in a row, the first Buckeye goalie in program history to accomplish the feat. The goal allowed in the second period vs. Penn State Nov. 23 ended

his shutout streak at a school record 204:27 (the 28th-longest individual streak in NCAA history).

- Nappier had back-to-back shutouts, with a shutout vs. Wisconsin in his last game last season and the shutout of the Sun Devils in his first start of 2018-19. The goal Nappier allowed in the first period vs. UMass Nov. 10 ended his individual shutout streak at 195:32, now the third-longest streak in program history.
- Romeo broke the record of 197:06 set by Christian Frey Dec. 18, 2015-Jan. 9, 2016.

EXPERIENCE COUNTS

- Ten current Buckeyes have skated in 100 or more collegiate games - Mason Jobst/148, John Wiitala/146, Sasha Larocque/138, Brendon Kearney/135, Dakota Joshua/126, Tommy Parran/119, Freddy Gerard/116, Wyatt Ege/108, Tanner Laczynski (100) and Carson Meyer (100).
- Jobst is tied for third and Wiitala is tied for sixth among Big Ten skaters in games played. Penn State's Chase Berger is first with 152.
- The Buckeyes are ninth nationally in points from seniors, with 51 goals, 66 assists and 117 points. Ohio State is fifth in the NCAA in points per game for a senior class (3.44).
- The Buckeyes have eight seniors, tying for the third-largest senior class nationally. Ohio State has 16 juniors/seniors combined, matching the largest group of upperclassmen in the NCAA this year.
- The Buckeyes' 4-0 win over Wisconsin Nov. 16 was the 100th career victory for Buckeye head coach Steve Rohlik. He is third all-time in wins at Ohio State and the third Buckeye at the helm to hit triple-digit victories. He is 108-78-27 in his sixth year at the helm. Jerry Welsh is the program's leader in coaching wins with 328 (1976-95), followed by John Markell with 280 (1995-2010) and Rohlik in third.

FIRST

- The Buckeyes have scored first in 25 of 34 games overall this season (19 of 24 Big Ten contests).
- When lighting the lamp first, the squad is 17-4-4, with a 3-5-1 ledger when the other team opens the scoring. In BIG games, Ohio State was 12-4-3 with the first tally and 1-3-1 when the other team scored first.
- Last season, the Buckeyes were 19-0-3 when opening the scoring in a game and 7-10-2 when the other team scored first.

SCORING DEFENSE

- On the year, Ohio State is 13th nationally and first in the Big Ten in goals allowed per game, holding opponents to 2.24 goals per contest.
- In 23 of 34 games the Buckeyes have given up two or fewer goals. In those 23 games, Buckeye opponents scored 25 goals (1.09 goals allowed per game) and the team was 18-2-3. In the other 11, the squad gave up 51 goals combined (4.64 goals allowed per game) and was 2-7-2.
- As a team, the Buckeyes have seven shutouts this season to tie the school record set by the 1998 squad. It is tied for second in the NCAA this year.
- The Buckeyes had three straight shutouts, with two at Colgate (3-0, 1-0) and a 4-0 win over Wisconsin. It was the second time in program history the team did not allow a goal in three straight games, matching the feat set in 2011-12.
- In a five-game stretch, the Buckeyes had a program record team shutout streak of 231:42, passing the old mark of 211:58 set in 2011-12 and marking the 15th-longest streak in NCAA history.
- Last season, the Buckeyes were third nationally in team defense per game, giving up a program-record 2.07 goals a contest.

BUCKEYE THIS AND THAT

- The line of Tanner Laczynski, Freddy Gerard and Ronnie Hein combined for nine points in the last series vs. Michigan State.
- Hein has a career-high 11 goals, 10 assists and 21 points this year, topping the five goals he had a freshman and the eight assists and 12 points he posted last year.
- Senior John Wiitala (2g, 2a, 4p) and junior Matt Miller (1g, 3a, 4p) enter the weekend on three-game point streaks.
- Sophomore Eugene Fadyeyev scored his first goal of the season in game one vs. Michigan State. All but one Buckeye who has played in more than four games has scored a goal this season.
- The Buckeyes have outscored opponents by 14 goals in the third period, by 10 in the second and by six in the first this season.

IN BIG GAMES ONLY

- Buckeye senior Mason Jobst tied for fourth among league skaters with 28 points, tied for first with 13 goals, tied for sixth with 15 assists and tied for first with seven power play tallies.
- Junior Tanner Laczynski was 13th with 21 points (third with 1.31 points per game) and tied for sixth with 15 assists.
- Junior Matt Miller had 15 assists to tie for sixth overall. He was second in scoring among league defensemen with 19 points.
- Gustaf Westlund tied for second among B1G rookies with 15 points in league outings and Quinn Preston tied for sixth with 14 points.
- Sophomore Tommy Nappier has a league-best 1.82 goals-against average and .936 save percentage, while senior Sean Romeo was second in gaa (2.48) and fourth in save percentage (.909). Nappier was 8-2-2 in B1G games and Romeo was 5-5-2.
- Ohio State led the league in scoring defense (2.17 goals allowed per game) and was second in offense (3.29 goals a night).
- The Buckeyes were third on the power play (26/103, .252) and second on the penalty kill (68/82, .829).
- Of current B1G skaters, five are averaging 1.0+ points per game in league action, with three Buckeyes among the five. Jobst is first (1.24), Westlund is third (1.15) and Laczynski (1.02) is fifth.

#PROBUCKS

- Four Buckeyes - Tanner Fritz (NYI), Max McCormick (OTT), Ryan Dzingel (OTT) and Ryan Kesler (ANA) - started the year with NHL teams. Dzingel was traded to Columbus and McCormick was traded to Colorado in March.
- Other Buckeyes who began the year at NHL camps included Matt Bartkowski (MINN), Zac Dalpe (CBJ), Anthony Greco (FLA), David Gust (EDM), Josh Healey (CAL), Sam Jardine (TOR), Matt Tomkins (CHI) and Matthew Weis (VGK).
- Dalpe, who has skated for NHL Columbus this year, played for the Canadian National Men's Team that finished second at the 2018 Spengler Cup this winter.
- Buckeyes currently in the AHL include Bartkowski, Dalpe, Fritz, Greco, Gust, Healey, Jardine, McCormick, Nick Schilkey (CAR) and Weis. Greco, who was an AHL All-Star and won the AHL Faster Skater competition, made his NHL debut with Florida in December and Bartkowski skated in his first game with the Wild in late December.
- Five of the six seniors from the 2018 squad moved on to professional hockey, with the sixth, Christian Lampasso, earning his engineering degree at Autumn Commencement and beginning work at Ohio State.
- Of the other 2018 seniors, Janik Moser signed with Adler Mannheim in the DEL and Weis (who also attended Vegas Knights development camp) is with the AHL Chicago Wolves. Matt Joyaux (Grand Rapids), Kevin Miller (Greenville) and Luke Stork (Atlanta) all signed with ECHL teams.
- Five Buckeyes on the 2018-19 squad have been drafted - Miguel Fidler (FLA), Dakota Joshua (TOR), Tanner Laczynski (PHI), Carson Meyer (CBJ) and Ryan O'Connell (TOR).

2018-19 BUCKEYE HONORS

Mike Richter Award Semifinalist
Tommy Nappier

B1G Award Finalists

Mason Jobst - Player of the Year
Sasha Larocque - Defensive Player of the Year
Tommy Nappier - Goaltender of the Year
Steve Rohlik - Coach of the Year

Senior CLASS Award Candidates

Sasha Larocque (Finalist)
Sean Romeo

Hockey Humanitarian Award Finalist

Tommy Parran

NCAA First Star of the Week

Mason Jobst - Jan. 8

B1G First Star of the Week

Mason Jobst - Jan. 8

B1G Second Star of the Week

Sean Romeo - Nov. 6
Sasha Larocque - Jan. 3

B1G Third Star of the Week

Tanner Laczynski - Jan. 22
Matt Miller - Feb. 12
Tommy Nappier - Nov. 13, Jan. 8, Feb. 5
Sean Romeo - Jan. 20

#SCTop10 Plays of the Day

Sean Romeo - Nov. 30

NCAA Plays of the Week

Mason Jobst/Austin Pooley - Oct. 10 (#3)
Quinn Preston - Jan. 20 (#3)
Sean Romeo - Dec. 4 (#1)
Tommy Nappier - Jan. 8 (#5)
Quinn Preston/Mason Jobst - Jan. 8 (#1)
Mason Jobst - Feb. 26 (#3)

B1G Preseason Players to Watch

Mason Jobst
Tanner Laczynski
Dakota Joshua

2018-19 OHIO STATE ROSTER AND PRONUNCIATION GUIDE

NO.	NAME	POS.	CL.	HGT.	WGT.	S/C	HOMETOWN	PREVIOUS TEAM (LEAGUE)
3	Sasha Larocque	D	Sr.	6-0	206	L	Calgary, Alberta	Dubuque Fighting Saints (USHL)
5	Gordi Myer	D	Jr.	5-10	179	L	Sylvania, Ohio	Green Bay Gamblers (USHL)
6	Tommy Parran	D	Sr.	5-11	186	L	Shaker Heights, Ohio	Youngstown Phantoms (USHL)
7	Wyatt Ege	D	r-Jr.	5-11	174	R	Elk River, Minn.	Alaska Anchorage (WCHA)/Dubuque Fighting Saints (USHL)
8	Dakota Joshua	F	Sr.	6-3	200	L	Dearborn, Mich.	Sioux Falls Stampede (USHL)
9	Tanner Laczynski	F	Jr.	6-1	193	R	Shorewood, Ill.	Lincoln Storm (USHL)
10	John Wiitala	F	Sr.	6-0	185	L	Lakeville, Minn.	Waterloo Black Hawks (USHL)
11	Kamil Sadlocha	F	Fr.	5-11	185	R	Carpentersville, Ill.	Madison Capitols (USHL)
12	Miguel Fidler	F	r-Jr.	6-1	198	L	Edina, Minn.	Madison Capitols (USHL)
4	Austin Pooley	F	So.	6-2	210	L	Dublin, Ohio	Youngstown Phantoms (USHL)
15	Freddy Gerard	F	Sr.	5-11	171	R	Rocky River, Ohio	Madison Capitols (USHL)
16	Quinn Preston	F	Fr.	5-11	182	R	Trenton, Mich.	Dubuque Fighting Saints (USHL)
17	Sam McCormick	F	Jr.	5-10	170	R	De Pere, Wis.	Waterloo Black Hawks (USHL)
19	Matt Jennings	F	Fr.	5-8	173	L	Buford, Ga.	Green Bay Gamblers (USHL)
20	Collin Peters	F	So.	6-0	185	R	Sheboygan, Wis.	Lincoln Stars (USHL)/Northern Michigan (WCHA)
21	Eugene Fadyeyev	F	So.	5-11	170	L	Kiev, Ukraine	Madison Capitols (USHL)
23	Michael Rounds	D	So.	6-1	180	L	Mt. Pleasant, Mich.	Des Moines Buccaneers (USHL)
24	Ryan O'Connell	D	Fr.	6-1	185	L	Manotick, Ontario	Penticton Veers (BCHL)
25	Brendon Kearney	F	Sr.	6-0	201	L	Northville, Mich.	Chicago Steel (USHL)
26	Mason Jobst	F	Sr.	5-8	180	L	Speedway, Ind.	Muskegon Lumberjacks (USHL)
29	Gustaf Westlund	F	Fr.	6-0	175	L	Stockholm, Sweden	Lincoln Stars (USHL)
30	Sean Romeo	G	r-Sr.	6-1	185	L	Cary, N.C.	Maine (Hockey East)/Youngstown Phantoms (USHL)
31	Evan Moyse	G	So.	6-2	180	L	Olmsted Falls, Ohio	Wichita Falls Wildcats (NAHL)
37	Tommy Nappier	G	So.	6-3	220	L	St. Louis, Mo.	Omaha Lancers (USHL)
40	Ronnie Hein	F	Jr.	6-0	188	R	Chelsea, Mich.	Waterloo Black Hawks (USHL)
50	Matt Miller	D	Jr.	6-1	209	L	East Palestine, Ohio	Youngstown Phantoms (USHL)
61	Grant Gabriele	D	So.	6-2	185	R	Brighton, Mich.	Waterloo Black Hawks (USHL)
72	Carson Meyer	F	Jr.	5-11	185	R	Powell, Ohio	Miami (NCHC)/Tri-City Storm (USHL)

Head Coach – Steve Rohlik, sixth season (Wisconsin '90)
 Associate Head Coach – Steve Miller, second season (St. Mary's (Minn.) '88)
 Assistant Coach – JB Bittner, fourth season (Ohio State '05)
 Volunteer Assistant Coach – Dustin Carlson, second season (Ohio State)
 Director of Hockey Operations – Layne LeBel, eighth season (Michigan Tech '94)

Equipment Manager – Tim Adams, 22nd season (Ohio State '97)
 Athletic Trainer – Jason Rule, second season (Purdue '06)
 Strength and Conditioning Coach – Jeremy Hoy, first season (Slippery Rock '00)
 Goaltending Consultant - Dave Caruso, second season (Ohio State '06)
 On-Ice Conditioning Specialist – Lee Harris, second season

PRONUNCIATION GUIDE

Wyatt Ege egg-EE
 Eugene FadyeyevFAH-dee-ev
 Grant Gabriele..... GABE-ree-ell
 Freddy Gerardger-ard
 Ronnie Hein..... HINE
 Mason Jobstyahbst
 Brendon Kearney KERN-ee
 Tanner Laczynskiluh-ZIN-skee
 Sasha Larocque la-ROCK
 Tommy Nappiernape-EE-er
 Tommy Parran PARE-en
 Steve RohlikRAWL-ick
 Kamil Sadlochakuh-MEEL sed-LOW-chuh
 John Wiitalawheat-a-LUH
 An audio file with pronunciations for the 2018-19 squad will be available online (go.osu.edu/mhkypronunciations19) and on each player's bio page on OhioStateBuckeyes.com.

ROSTER BY STATE/PROVINCE/COUNTRY

Ohio (7)	Wisconsin (2)
Freddy Gerard (Rocky River)	Sam McCormick (De Pere)
Matt Miller (East Palestine)	Collin Peters (Sheboygan)
Evan Moyse (Olmsted Falls)	Alberta (1)
Carson Meyer (Powell)	Sasha Larocque (Calgary)
Gordi Myer (Sylvania)	Georgia (1)
Tommy Parran (Shaker Heights)	Matthew Jennings (Buford)
Austin Pooley (Dublin)	Indiana (1)
Michigan (6)	Mason Jobst (Speedway)
Grant Gabriele (Brighton)	Missouri (1)
Ronnie Hein (Chelsea)	Tommy Nappier (St. Louis)
Dakota Joshua (Dearborn)	North Carolina (1)
Brendon Kearney (Northville)	Sean Romeo (Cary)
Quinn Preston (Trenton)	Ontario (1)
Michael Rounds (Mt. Pleasant)	Ryan O'Connell (Manotick)
Minnesota (3)	Sweden (1)
Wyatt Ege (Elk River)	Gustaf Westlund (Stockholm)
Miguel Fidler (Edina)	Ukraine (1)
John Wiitala (Lakeville)	Eugene Fadyeyev (Kiev)
Illinois (2)	
Tanner Laczynski (Shorewood)	
Kamil Sadlocha (Carpentersville)	

HEADSHOT ROSTER



3 SASHA LAROCQUE
Sr., D, 6-0, 206
Calgary, Alberta
Dubuque Fighting Saints (USHL)



5 GORDI MYER
Jr., D, 5-10, 179
Toledo, Ohio
Green Bay Gamblers (USHL)



6 TOMMY PARRAN
Sr., D, 5-11, 186
Skaker Heights, Ohio
Youngstown Phantoms (USHL)



7 WYATT EGE
r-Jr., D, 5-11, 174
Elk River, Minn.
Alaska Anchorage (WCHA)
Dubuque Fighting Saints (USHL)



8 DAKOTA JOSHUA
Sr., F, 6-3, 200
Dearborn, Mich.
Sioux Falls Stampede (USHL)



9 TANNER LACZYNSKI
Jr., F, 6-1, 193
Shorewood, Ill.
Lincoln Stars (USHL)



10 JOHN WIITALA
Sr., F, 6-0, 185
Lakeville, Minn.
Waterloo Black Hawks (USHL)



11 KAMIL SADLOCHA
Fr., F, 5-11, 185
Carpentersville, Ill.
Madison Capitols (USHL)



12 MIGUEL FIDLER
r-Jr., F, 6-1, 198
Edina, Minn.
Madison Capitols (USHL)



14 AUSTIN POOLEY
So., F, 6-2, 210
Dublin, Ohio
Youngstown Phantoms (USHL)



15 FREDDY GERARD
Sr., F, 5-11, 171
Rocky River, Ohio
Madison Capitols (USHL)



16 QUINN PRESTON
Fr., F, 5-11, 182
Trenton, Mich.
Dubuque Fighting Saints (USHL)




17 SAM MCCORMICK
Jr., F, 5-10, 170
De Pere, Wis.
Waterloo Black Hawks (USHL)




19 MATTHEW JENNINGS
Fr., F, 5-8, 173
Buford, Ga.
Green Bay Gamblers (USHL)



20 COLLIN PETERS
So., F, 6-0, 185
Sheboygan, Wis.
Lincoln Stars (USHL)/Northern
Michigan (WCHA)



21 EUGENE FADZEYEV
So., F, 5-11, 170
Kiev, Ukraine
Madison Capitols (USHL)



23 MICHAEL ROUNDS
So., D, 6-1, 180
Mt. Pleasant, Mich.
Des Moines Buccaneers (USHL)



24 RYAN O'CONNELL
Fr., D, 6-1, 185
Manotick, Ontario
Penticton Veeps (BCHL)



25 BRENDON KEARNEY
Sr., F, 6-0, 201
Northville, Mich.
Chicago Steel (USHL)




26 MASON JOBST
Sr., F, 5-8, 180
Speedway, Ind.
Muskegon Lumberjacks (USHL)



29 GUSTAF WESTLUND
Fr., F, 6-0, 175
Stockholm, Sweden
Lincoln Stars (USHL)



30 SEAN ROMEO
r-Sr., G, 6-1, 185
Cary, N.C.
Maine (Hockey East)/
Youngstown Phantoms (USHL)



31 EVAN MOYSE
So., G, 6-2, 180
Olmsted Falls, Ohio
Wichita Falls Wildcats (NAHL)



37 TOMMY NAPIER
So., G, 6-3, 220
St. Louis, Mo.
Omaha Lancers (USHL)



40 RONNIE HEIN
Jr., F, 6-0, 188
Chelsea, Mich.
Waterloo Black Hawks (USHL)



50 MATT MILLER
Jr., D, 6-1, 209
East Palestine, Ohio
Youngstown Phantoms (USHL)



61 GRANT GABRIELE
So., D, 6-2, 185
Brighton, Mich.
Waterloo Black Hawks (USHL)



72 CARSON MEYER
Jr., F, 5-11, 185
Powell, Ohio
Miami (NCHC)/Tri-City Storm (USHL)

2018-19 SCHEDULE AND STATISTICS

Date	Opponent	Score	Att.
Oct 12	at Arizona State	W 3-2	925
Oct 13	at Arizona State	W 3-0	922
Oct 19	UMASS	L 3-6	4416
Oct 20	UMASS	W 3-1	4520
Oct 26	#15 BGSU	L 2-8	5871
Oct 27	at #15 BGSU	Tot 2-2	5000
* Nov 02	at #5 Notre Dame	W 1-0	4595
* Nov 03	at #5 Notre Dame	L 1-2	4165
Nov 09	at Colgate	W 3-0	1155
Nov 10	at Colgate	W 1-0	1640
* Nov 16	WISCONSIN	W 4-0	6090
* Nov 17	WISCONSIN	W 3-1	5302
* Nov 23	#6 PENN STATE	L 3-4	6034
* Nov 24	#6 PENN STATE	W 5-2	3838
* Nov 30	at Minnesota	Tot 2-2	8113
* Dec 01	at Minnesota	Tot 2-2	8543
Dec 28	MERCYHURST	W 3-1	4957
Dec 29	MERCYHURST	W 5-4	4394
* Jan 04	at Michigan State	Tot 7-7	5585
* Jan 05	at Michigan State	W 6-0	4923
* Jan 11	MICHIGAN	L 1-2	10084
* Jan 12	MICHIGAN	W 4-2	9857
* Jan 18	at #13 Penn State	W 4-1	6131
* Jan 19	at #13 Penn State	W 6-4	6094
* Feb 01	#11 NOTRE DAME	W 4-2	6869
* Feb 02	#11 NOTRE DAME	W 2-0	7994
* Feb 08	at Wisconsin	Wot 2-1	9555
* Feb 09	at Wisconsin	W 4-1	15359
* Feb 15	MINNESOTA	L 3-4	5400
* Feb 16	MINNESOTA	L 3-4	10099
* Feb 22	at Michigan	L 2-4	5800
* Feb 23	at Michigan	Tot 3-3	5800
* Mar 01	MICHIGAN STATE	W 5-1	6270
* Mar 02	MICHIGAN STATE	L 2-3	9322

TEAM STATISTICS	OSU	OPP
SHOT STATISTICS		
Goals-Shot attempts	107-1149	76-939
Shot pct.	.093	.081
Goals/Game	3.1	2.2
Shots/Game	33.8	27.6
POWER PLAYS		
Goals-Power Plays	33-150	23-127
Conversion Percent	.220	.181
Shot Attempts	237	147
Shot Percent	.139	.156
SHORT-HANDED		
Goals-Shot attempts	4-26	5-24
Shot Percent	.154	.208
GOAL BREAKDOWN		
Power Play	33	23
Short-handed	4	5
Empty net	8	1
Penalty	2	0
Unassisted	5	6
Overtime	1	0
Shootout	0	0
Delayed Penalty	0	0
PENALTIES		
Number	148	171
Minutes	345	397
Penalties/Game	4.4	5.0
Pen minutes/Game	10.1	11.7
FACEOFFS (W-L)	1067-993	993-1067
Faceoff W-L Pct.	.518	.482
SHOOTOUTS (Made-Att)	0-0	0-0

Record:	Overall	Home	Away	Neutral
ALL GAMES	20-9-5	10-7-0	10-2-5	0-0-0
CONFERENCE	13-7-4	7-5-0	6-2-4	0-0-0
NON-CONFERENCE	7-2-1	3-2-0	4-0-1	0-0-0

#	Player	gp	g	a	pts	sh	sh%	pen-min	pp	sh
26	Mason Jobst	34	17	19	36	121	.140	10-20	8	1
9	Tanner Laczynski	25	10	20	30	89	.112	7-14	3	0
8	Dakota Joshua	30	9	13	22	101	.089	19-65	4	0
72	Carson Meyer	34	9	13	22	80	.112	13-26	4	0
50	Matt Miller	34	5	17	22	88	.057	4-8	2	0
40	Ronnie Hein	33	11	10	21	75	.147	11-22	1	0
15	Freddy Gerard	34	7	13	20	84	.083	3-6	2	0
29	Gustaf Westlund	23	5	14	19	86	.058	12-24	3	0
10	John Wiitala	34	8	8	16	61	.131	7-14	4	0
16	Quinn Preston	33	5	9	14	58	.086	6-12	0	0
25	Brendon Kearney	34	7	4	11	50	.140	2-4	0	1
7	Wyatt Ege	34	2	9	11	45	.044	10-20	1	0
3	Sasha Larocque	31	2	7	9	23	.087	12-24	0	1
5	Gordi Myer	34	1	7	8	47	.021	2-4	1	0
14	Austin Pooley	31	3	2	5	20	.150	2-4	0	1
12	Miguel Fidler	21	1	4	5	15	.067	2-4	0	0
61	Grant Gabriele	23	1	3	4	9	.111	0-0	0	0
17	Sam McCormick	24	1	3	4	22	.045	1-2	0	0
24	Ryan O'Connell	29	1	1	2	14	.071	5-10	0	0
6	Tommy Parran	32	1	1	2	26	.038	9-29	0	0
21	Eugene Fadyeyev	16	1	0	1	7	.143	2-15	0	0
20	Collin Peters	19	0	1	1	28	.000	6-12	0	0
30	Sean Romeo	17	0	1	1	0	.000	0-0	0	0
19	Matthew Jennings	4	0	0	0	0	.000	0-0	0	0
TM TEAM		13	0	0	0	0	.000	3-6	0	0
Total		34	107	179	286	114	.093	148-345	33	4
Opponents		34	76	125	201	939	.081	171-397	23	5

#	Goalie	gp	min	ga	gaavg	saves	save%	w-l-t
37	Tommy Nappier	18	1046:39	31	1.78	464	.937	12-2-3
30	Sean Romeo	17	975:49	42	2.58	388	.902	8-7-2
31	Evan Moysie	1	32:56	2	3.64	11	.846	0-0-0
TM EMPTY NET		13	14:26	1	-	0	.000	0-0-0
Total		34	2069:50	76	2.20	863	.919	20-9-5
Opponents		34	2069:50	107	3.10	1041	.907	9-20-5

Attendance Summary	OSU	Opponent
Total	111317	94305
Dates/Avg Per Date	17/6548	17/5547
Neutral Site #/Avg	0/0	

Goals by Period	1st	2nd	3rd	OT	Total
Ohio State	25	39	42	1	107
Opponents	19	29	28	0	76

Shots by Period	1st	2nd	3rd	OT	Total
Ohio State	366	395	369	19	1149
Opponents	289	329	310	11	939

Saves by Period	1st	2nd	3rd	OT	Total
Ohio State	270	300	282	11	863
Opponents	341	356	326	18	1041

2018-19 STATISTICS

Overall: 20-9-5 Conf: 13-7-4 Home: 10-7-0 Away: 10-2-5 Neut: 0-0-0

##	Player	gp	Shots				+	Penalties				Goals								blk		
			g	a	pts	sh		sh%	pen	min	min	maj	oth	pp	sh	fg	gw	gt	ot		ht	pn
26	Mason Jobst	34	17	19	36	121	.140	+11	10-20	10	0	0	8	1	5	1	0	0	0	1	2	21
9	Tanner Laczynski	25	10	20	30	89	.112	+7	7-14	7	0	0	3	0	2	3	0	0	0	0	1	14
8	Dakota Joshua	30	9	13	22	101	.089	+6	19-65	15	1	3	4	0	2	2	0	0	0	0	1	10
72	Carson Meyer	34	9	13	22	80	.112	+3	13-26	13	0	0	4	0	2	1	0	0	0	1	0	23
50	Matt Miller	34	5	17	22	88	.057	+4	4-8	4	0	0	2	0	1	4	0	1	0	0	0	45
40	Ronnie Hein	33	11	10	21	75	.147	+8	11-22	11	0	0	1	0	3	3	0	0	0	0	1	17
15	Freddy Gerard	34	7	13	20	84	.083	+2	3-6	3	0	0	2	0	3	1	1	0	0	0	0	7
29	Gustaf Westlund	23	5	14	19	86	.058	+4	12-24	12	0	0	3	0	2	1	0	0	0	0	0	8
10	John Wiitala	34	8	8	16	61	.131	+8	7-14	7	0	0	4	0	0	0	0	0	0	0	0	13
16	Quinn Preston	33	5	9	14	58	.086	+3	6-12	6	0	0	0	0	1	1	0	0	0	0	0	24
25	Brendon Kearney	34	7	4	11	50	.140	-2	2-4	2	0	0	0	1	1	0	0	0	0	0	0	29
7	Wyatt Ege	34	2	9	11	45	.044	0	10-20	10	0	0	1	0	0	0	0	0	0	0	0	27
3	Sasha Larocque	31	2	7	9	23	.087	+14	12-24	12	0	0	0	1	0	1	0	0	0	0	0	47
5	Gordi Myer	34	1	7	8	47	.021	+9	2-4	2	0	0	1	0	0	1	0	0	0	0	0	51
14	Austin Pooley	31	3	2	5	20	.150	-1	2-4	2	0	0	0	1	1	0	0	0	0	0	0	20
12	Miguel Fidler	21	1	4	5	15	.067	0	2-4	2	0	0	0	0	0	0	0	0	0	0	0	11
61	Grant Gabriele	23	1	3	4	9	.111	+3	0-0	0	0	0	0	0	1	0	0	0	0	0	0	12
17	Sam McCormick	24	1	3	4	22	.045	+5	1-2	1	0	0	0	0	0	0	0	0	0	0	0	3
24	Ryan O'Connell	29	1	1	2	14	.071	+3	5-10	5	0	0	0	0	0	0	0	0	0	0	0	19
6	Tommy Parran	32	1	1	2	26	.038	+6	9-29	7	1	1	0	0	0	1	0	0	0	0	0	24
21	Eugene Fadyeyev	16	1	0	1	7	.143	0	2-15	0	1	1	0	0	1	0	0	0	0	0	0	7
20	Collin Peters	19	0	1	1	28	.000	-1	6-12	6	0	0	0	0	0	0	0	0	0	0	0	2
30	Sean Romeo	17	0	1	1	0	.000	0	0-0	0	0	0	0	0	0	0	0	0	0	0	0	0
19	Matthew Jennings	4	0	0	0	0	.000	0	0-0	0	0	0	0	0	0	0	0	0	0	0	0	0
TM	TEAM	13	0	0	0	0	.000	0	3-6	3	0	0	0	0	0	0	0	0	0	0	0	4
	Total	34	107	179	286	114	.093	+92	148-34	140	3	5	33	4	25	20	1	1	0	2	5	438
	Opponents	34	76	125	201	939	.081	-	171-39	161	5	5	23	5	9	9	4	0	1	0	6	464

##	Goalie	gp-gs	Goal average			Saves		Record				Goals allowed				
			minutes	ga	avg	saves	pct	w	l	t	sho	pp	sh	en	pen	sog
37	Tommy Nappier	18-17	1046:39	31	1.78	464	.937	12	2	3	4	7	2	0	0	0
30	Sean Romeo	17-17	975:49	42	2.58	388	.902	8	7	2	3	15	2	0	0	0
31	Evan Moyse	1-0	32:56	2	3.64	11	.846	0	0	0	0	1	1	0	0	0
TM	EMPTY NET	13-0	14:26	1	-	0	.000	0	0	0	0	0	0	1	0	0
	Total	34-0	2069:50	76	2.20	863	.919	20	9	5	7	23	5	1	0	0
	Opponents	34-0	2069:50	107	3.10	1041	.907	9	20	5	0	33	4	8	2	0

CAREER STATISTICS

Ohio State Men's Hockey 2018-19 Ohio State Individual Season/Career Statistics (as of Mar 02, 2019) All games

SEASON

CAREER

##	Player	gp	g	a	pts	sh	sh%	+/-	pen-min	pp	sh	fg	gw	gt	ot	ht	ua	gp	g	a	pts	sh	sh%	+/-	pen-min	pp	sh	fg	gw	gt	ot	ht	ua
26	Mason Jobst	34	17	19	36	121	.140	+11	10-20	8	1	5	1	0	0	0	2	148	69	95	164	459	.150	+31	39-78	28	5	15	8	2	1	0	6
9	Tanner Laczynski	25	10	20	30	89	.112	+7	7-14	3	0	2	3	0	0	0	1	100	37	72	109	351	.105	+46	24-48	12	0	6	10	0	0	0	3
8	Dakota Joshua	30	9	13	22	101	.089	+6	19-65	4	0	2	2	0	0	0	1	126	41	59	100	349	.117	+15	70-205	16	0	7	7	0	0	0	4
72	Carson Meyer	34	9	13	22	80	.112	+3	13-26	4	0	2	1	0	0	0	0	34	9	13	22	80	.112	+3	13-26	4	0	2	1	0	0	0	0
50	Matt Miller	34	5	17	22	88	.057	+4	4-8	2	0	1	4	0	1	0	0	91	14	33	47	169	.083	+25	13-26	5	0	6	5	0	1	0	0
40	Ronnie Hein	33	11	10	21	75	.147	+8	11-22	1	0	3	3	0	0	0	1	76	20	24	44	151	.132	+3	24-48	5	0	6	4	0	0	0	1
15	Freddy Gerard	34	7	13	20	84	.083	+2	3-6	2	0	3	1	1	0	0	0	116	23	35	58	241	.095	+18	8-16	3	0	3	4	1	1	0	3
29	Gustaf Westlund	23	5	14	19	86	.058	+4	12-24	3	0	2	1	0	0	0	0	23	5	14	19	86	.058	+4	12-24	3	0	2	1	0	0	0	0
10	John Wiitala	34	8	8	16	61	.131	+8	7-14	4	0	0	0	0	0	0	0	146	37	35	72	273	.136	+27	21-42	13	0	1	5	0	0	0	1
16	Quinn Preston	33	5	9	14	58	.086	+3	6-12	0	0	1	1	0	0	0	0	33	5	9	14	58	.086	+3	6-12	0	0	1	1	0	0	0	0
25	Brandon Kearney	34	7	4	11	50	.140	-2	2-4	0	1	1	0	0	0	0	0	135	19	29	48	166	.114	+14	15-44	0	2	1	2	0	0	0	0
7	Wyatt Ege	34	2	9	11	45	.044	0	10-20	1	0	0	0	0	0	0	0	74	2	27	29	103	.019	+16	21-42	1	0	0	0	0	0	0	0
3	Sasha Larocque	31	2	7	9	23	.087	+14	12-24	0	1	0	1	0	0	0	0	138	8	29	37	142	.056	+50	55-135	0	1	2	2	0	0	0	0
5	Gordi Myer	34	1	7	8	47	.021	+9	2-4	1	0	0	1	0	0	0	0	95	3	27	30	130	.023	+25	9-18	2	0	1	1	0	0	0	0
14	Austin Pooley	31	3	2	5	20	.150	-1	2-4	0	1	1	0	0	0	0	0	72	5	5	10	47	.106	-3	5-10	0	1	1	0	0	0	0	1
12	Miguel Fidler	21	1	4	5	15	.067	0	2-4	0	0	0	0	0	0	0	0	75	8	14	22	79	.101	-2	22-44	1	0	1	0	0	0	0	0
61	Grant Gabriele	23	1	3	4	9	.111	+3	0-0	0	0	1	0	0	0	0	0	23	1	3	4	9	.111	+3	0-0	0	0	1	0	0	0	0	0
17	Sam McCormick	24	1	3	4	22	.045	+5	1-2	0	0	0	0	0	0	0	0	64	4	10	14	62	.065	+2	9-18	0	0	0	0	0	0	0	0
24	Ryan O'Connell	29	1	1	2	14	.071	+3	5-10	0	0	0	0	0	0	0	0	29	1	1	2	14	.071	+3	5-10	0	0	0	0	0	0	0	0
6	Tommy Parran	32	1	1	2	26	.038	+6	9-29	0	0	0	1	0	0	0	0	119	7	19	26	91	.077	+7	35-92	0	0	1	2	0	0	0	0
21	Eugene Fadyeyev	16	1	0	1	7	.143	0	2-15	0	0	1	0	0	0	0	0	21	2	0	2	10	.200	0	2-15	0	0	1	0	0	0	0	0
20	Collin Peters	19	0	1	1	28	.000	-1	6-12	0	0	0	0	0	0	0	0	19	0	1	1	28	.000	-1	6-12	0	0	0	0	0	0	0	0
30	Sean Romeo	17	0	1	1	0	.000	0	0-0	0	0	0	0	0	0	0	0	54	0	1	1	0	.000	0	1-2	0	0	0	0	0	0	0	0
19	Matthew Jennings	4	0	0	0	0	.000	0	0-0	0	0	0	0	0	0	0	0	4	0	0	0	0	.000	0	0-0	0	0	0	0	0	0	0	0
Total		34	107	179	286	1149	.093	+92	148-345	33	4	25	20	1	1	0	5																
Opponents		34	76	125	201	939	.081	-171	-397	23	5	9	9	4	0	1	6																

##	Goalie	gp	gs	minutes	ga	gaavg	saves	pct	w	l	t	sho	pp	sh	en
37	Tommy Nappier	18-17	1046:39	31	1.78	464	.937	.941	16	2	3	4	7	2	0
30	Sean Romeo	17-17	975:49	42	2.58	388	.902	.919	30	17	7	5	29	4	0
31	Evan Moysie	1-0	32:56	2	3.64	11	.846	.846	0	0	0	1	1	0	0
Total		34-0	2069:50	76	2.20	863	.919	.907	9	20	5	7	23	5	1
Opponents		34-0	2069:50	107	3.10	1041	.907	.907	9	20	5	0	33	4	8

THE LAST TIME

Ohio State swept a home series.....	Feb. 1-2, 2019 vs. Notre Dame (4-2, 2-0)
Ohio State was swept in a home series.....	Feb. 15-16, 2019 vs. Minnesota (3-4, 3-4)
Ohio State swept a road series.....	Feb. 8-9, 2019 at Wisconsin (2-1 OT, 4-1)
Ohio State was swept in a road series.....	Dec. 4-5, 2015 at Minnesota (2-3 OT, 4-5 OT)
Ohio State swept on a weekend.....	Oct. 27-28, 2017 vs. Robert Morris (W vs. RMU 5-3, W at RMU 3-1)
Ohio State was swept on a weekend.....	Jan. 26&28, 2017 vs. Wisconsin (3-1 in Columbus, 3-2 OT in MSG)
Ohio State won in overtime.....	Feb. 8, 2019 at Wisconsin (2-1)
Ohio State lost in overtime.....	March 17, 2018 at Notre Dame (2-3 in B1G Tournament Championship Game)
Ohio State shut out an opponent.....	Home: Feb. 2, 2019 vs. Notre Dame (Nappier - 30 saves, 2-0 win)
.....	Road: Nov. 10, 2018 at Colgate (Nappier - 24 saves, 1-0 win)
.....	Neutral: Dec. 29, 2015 vs. Cornell (Frey - 27 saves, 8-0 win)
Ohio State had two shutouts in a series.....	Nov. 9-10, 2018 at Colgate (Sean Romeo/19 saves, Tommy Nappier/24 saves)
Ohio State had three straight shutouts.....	Nov. 9-10, 2018 at Colgate (Sean Romeo/19 saves, Tommy Nappier/24 saves), Nov. 16, 2018 vs. Wisconsin (Romeo/32 saves)
Ohio State was shut out.....	Home: Dec. 2, 2017 vs. Penn State (Jones - 33 saves)
.....	Road: Oct. 10, 2015 at Bowling Green (Nell - 25 saves)
.....	Neutral: March 20, 2015 vs. Minnesota (Wilcox - 39 saves)
Buckeye goalie had shutouts in back-to-back starts....	Sean Romeo - Nov. 2, 2018 at Notre Dame (23 saves)/Nov. 9, 2018 at Colgate (19 saves)/Nov. 16, 2018 vs. UW (32 saves)
Ohio State won a B1G shootout.....	Feb. 17, 2018 at Minnesota (2-1, 8 rounds)
Ohio State lost a B1G shootout.....	Dec. 1, 2017 vs. Penn State (1-0, 3 rounds)
Ohio State scored a B1G 3x3 OT goal.....	Feb. 23, 2019 at Michigan (Mason Jobst)
Ohio State allowed a B1G 3x3 OT goal.....	Jan. 4, 2019 at Michigan State
A Buckeye had a hat trick.....	Nov. 11, 2016 vs. UConn (David Gust)
An opponent had a hat trick.....	Oct. 26, 2018 vs. Bowling Green (Max Johnson)
A Buckeye had four points.....	Jan. 4, 2019 at Michigan State (Mason Jobst - 1g, 3a)
An opponent had four points.....	Jan. 4, 2019 at Michigan State (Patrick Khodorenko - 4a)
A Buckeye had five or more points.....	March 6, 2010 vs. Notre Dame (Hunter Bishop - 3g, 2a)
An opponent had five or more points.....	Jan. 17, 2016 at Michigan (Tyler Motte - 3g, 2a)
Ohio State scored 10 or more goals.....	Oct. 28, 2016 at Niagara (W 10-2)
Ohio State allowed 10 or more goals.....	Jan. 16, 2015 vs. Michigan (L 6-10)
Ohio State had 40-49 shots on goal.....	Feb. 16, 2019 vs. Minnesota (46)
Ohio State allowed 40-49 shots on goal.....	Nov. 24, 2018 vs. Penn State (40)
Ohio State had 50-59 shots on goal.....	Dec. 29, 2018 vs. Mercyhurst (50)
Ohio State had 20 or more shots in a period.....	Dec. 29, 2018 vs. Mercyhurst (20)
Ohio State allowed 50-59 shots on goal.....	Jan. 20, 2017 at Penn State (59)
Ohio State allowed 60 or more shots on goal.....	Oct. 18, 2014 at Miami (62)
Ohio State allowed 20 or more shots in a period.....	Feb. 10, 2018 at Notre Dame (23/2nd)
Ohio State had 50 or more shots in back-to-back games.....	Dec. 2-3, 2005 vs. Alabama-Huntsville (55, 51)
Ohio State recorded 15 or fewer shots.....	Dec. 31, 2016 vs. Miami (15)
Ohio State allowed 15 or fewer shots.....	Oct. 28, 2017 at Robert Morris (14)
Ohio State allowed one shot in a period.....	Nov. 16, 2012 vs. Northern Michigan (1st period)
Ohio State had one shot in a period.....	Feb. 9, 2019 at Wisconsin (3rd)
Ohio State scored a SHG.....	Feb. 9, 2019 at Wisconsin (Jobst - ENG)
Ohio State allowed a SHG.....	Nov. 30, 2018 at Minnesota (Ryan Norman)
Ohio State scored two SHG in a game.....	Nov. 24, 2018 vs. Penn State (Sasha Larocque, Brendon Kearney)
Ohio State allowed two SHG in a game.....	Jan. 19, 2019 at Penn State (Evan Barratt, Ludvig Larsson)
Ohio State won when trailing after one.....	Feb. 23, 2018 vs. Wisconsin (down 0-1, won 6-2)
Ohio State won when trailing after two.....	Feb. 9, 2019 at Wisconsin (down 0-1, won 2-1 OT)
Ohio State lost when leading after one.....	Jan. 11, 2019 vs. Michigan (up 1-0, lost 1-2)
Ohio State lost when leading after two.....	Dec. 31, 2016 vs. Miami (up 3-2, lost 3-6)
Ohio State scored an extra attacker goal.....	March 2, 2019 vs. Michigan State (Tanner Laczynski, L 2-3)
Ohio State allowed an extra attacker goal.....	Jan. 4, 2019 at Michigan State (7 OT 7-7)
Ohio State had a penalty shot.....	Dec. 28, 2018 vs. Mercyhurst (Dakota Joshua vs. Garrett Metcalf/no goal - wide)
Ohio State faced a penalty shot.....	Nov. 10, 2017 at UConn (Benjamin Freeman vs. Tommy Nappier/no goal - save)
Ohio State scored on a delayed penalty.....	Feb. 10, 2018 at Notre Dame (Matt Joyaux)
Ohio State allowed a goal on a delayed penalty.....	Jan. 20, 2017 at Penn State (James Robinson)
Ohio State had zero penalties.....	Feb. 16, 2018 at Minnesota
Ohio State faced zero power plays.....	Feb. 16, 2018 at Minnesota (0 penalties)
Ohio State scored four power play goals.....	Jan. 19, 2019 at Penn State (4-for-10)
Ohio State allowed four or more power play goals.....	Oct. 26, 2018 vs. Bowling Green (4-for-8)
Ohio State scored four goals in a period.....	Jan. 19, 2019 at Penn State (2nd)
Ohio State scored five goals in a period.....	Feb. 23, 2018 vs. Wisconsin (3rd)
Ohio State allowed four goals in a period.....	Oct. 26, 2018 vs. Bowling Green (1st)
Ohio State allowed five goals in a period.....	Jan. 4, 2019 at Michigan State (3rd)
Ohio State beat a team ranked No. 1 in the USCHO poll.....	Feb. 10, 2018 at Notre Dame (5-1)
Ohio State beat a team ranked 2 or 3 in the USCHO poll.....	March 25, 2018 vs. Denver (5-1)
Ohio State beat a team ranked 4 or 5 in the USCHO poll.....	Nov. 3, 2018 at #5 Notre Dame (1-0)
Ohio State scored the gamewinner in the final minute of regulation.....	Dec. 29, 2017 vs. Niagara (W 3-2, Tanner Laczynski GWG with :07 left)
Ohio State scored the gamewinner in the final minute of OT.....	Feb. 8, 2019 at Wisconsin (W 2-1, Matt Miller GWG with :10 left)
Ohio State tied game in the final minute of regulation.....	Jan. 28, 2017 vs. Wisconsin (L OT 2-3, Josh Healey with :16 left)
Ohio State scored in first 10 seconds of a game.....	Dec. 31, 2016 vs. Miami (:09, Tommy Parran)
Player scored twice in 10 seconds or less.....	Jan. 16, 2015 vs. Michigan (Anthony Greco, :06 span)

OHIO STATE AND THE POSTSEASON

OSU OVERALL POSTSEASON RECORD

Opponent	W	L	T
Alaska Fairbanks	3	2	0
Boston College	0	2	0
Boston University	0	1	0
Bowling Green	6	10	0
Cornell	0	1	0
Denver	1	0	0
Ferris State	9	5	2
Lake Superior	5	11	0
Maine	0	1	0
Miami	3	7	0
Michigan	3	10	0
Michigan State	7	6	0
Minnesota	1	2	0
Minnesota Duluth	0	2	0
Nebraska-Omaha	3	2	0
Northern Michigan	4	6	2
Notre Dame	4	4	0
Ohio University	1	0	0
Penn State	1	0	0
Princeton	1	0	0
St. Louis	1	1	0
Western Michigan	4	1	0
Wisconsin	0	3	0
Yale	1	0	0
Totals	58	77	4

OSU NCAA TOURNAMENT RECORDS

vs. Opponent	W	L	T
Boston College	0	2	0
Boston University	0	1	0
Cornell	0	1	0
Denver	1	0	0
Maine	0	1	0
Minnesota Duluth	0	2	0
Michigan State	1	0	0
Princeton	1	0	0
Wisconsin	0	1	0
Yale	1	0	0
Totals	4	8	0

OSU BIG TOURNAMENT RECORDS

vs. Opponent	W	L	T
Michigan	1	0	0
Michigan State	5	0	0
Minnesota	1	2	0
Notre Dame	0	1	0
Penn State	1	0	0
Wisconsin	0	2	0
Totals	8	5	0

OSU CCHA TOURNAMENT RECORDS

vs. Opponent	W	L	T
Alaska Fairbanks	3	2	0
Bowling Green	6	10	0
Ferris State	9	4	2
Lake Superior	5	11	0
Miami	3	7	0
Michigan	2	10	0
Michigan State	1	6	0
Nebraska-Omaha	3	2	0
Northern Michigan	4	6	2
Notre Dame	4	3	0
Ohio University	1	0	0
St. Louis	1	1	0
Western Michigan	4	1	0
Totals	46	64	4

OSU YEAR-BY-YEAR RECORDS

YEAR	W	L	T
1972	2	0	0
1973	0	2	0
1974*	0	0	0
1975*	0	0	0
1976*	0	0	0
1977	0	2	0
1978	0	2	0
1979	1	2	1
1980	0	1	1
1981	1	1	2
1982*	0	0	0
1983	2	2	0
1984	3	1	0
1985	2	2	0
1986	1	2	0
1987	3	2	0
1988	0	2	0
1989	0	2	0
1990	0	2	0
1991	0	2	0
1992	0	2	0
1993	0	2	0
1994	0	2	0
1995	1	2	0
1996	0	2	0
1997	0	2	0
1998 (3-1 CCHA/2-1 NCAA)	5	2	0
1999 (2-1 CCHA/0-1 NCAA)	2	2	0
2000*	0	0	0
2001	1	2	0
2002	3	1	0
2003 (3-2 CCHA/0-1 NCAA)	3	3	0
2004 (5-0 CCHA/0-1 NCAA)	5	1	0
2005 (3-2 CCHA/0-1 NCAA)	3	3	0
2006	0	2	0
2007	1	2	0
2008	1	2	0
2009 (3-2 CCHA/0-1 NCAA)	3	3	0
2010	3	2	0
2011	0	2	0
2012	0	2	0
2013	2	2	0
2014	2	1	0
2015	1	1	0
2016	1	1	0
2017 (1-1 B1G/0-1 NCAA)	1	2	0
2018 (3-1 B1G/2-1 NCAA)	5	2	0
Totals	58	77	4

*Did not qualify for postseason play (OSU was not a member of a conference in 1974 or '75); all records are for conference tournament games only except for exceptions noted above.

RECORD BY ROUND/TOURNAMENT

Overall	58	77	4
Home	26	6	3
Away	11	43	0
Neutral	21	26	1
B1G Championship	0	2	0
B1G Semifinals	2	3	0
B1G Quarterfinals	6	0	0
CCHA Championship	2	5	1
CCHA Semifinals	6	13	3
CCHA Consolation	4	1	0
CCHA Play-in Game	1	0	0
CCHA First Round	15	19	0
CCHA Tournament (Round Robin)	0	2	0
CCHA Quarterfinals	18	24	0
NCAA Tournament	4	8	0
Overtime	13	12	--

POSTSEASON RECORDS

CAREER POINTS

1. Rick Brebant (85-87)	18
2. Dave Beaudin (84-87)	17
Paul Caponigri (01-04)	17
4. Paul Pooley (81-84)	16
5. Chris Richards (96-99)	15
Mathieu Beaudoin (04-07)	15
7. Mason Jobst (16-pres.)	14
Doug Andress (01-04)	14
Andy Forcey (86-89)	14
9. Eric Meloche (96-00)	13
Dave Steckel (01-04)	12
Hunter Bishop (09-10)	12

CAREER GOALS

1. Rick Brebant (85-87)	11
2. Paul Pooley (81-84)	10
3. Mathieu Beaudoin (04-07)	8
4. Mason Jobst (16-pres.)	7
Paul Caponigri (01-04)	7
Hunter Bishop (09-10)	7
6. Scott May (01-04)	6
Dave Steckel (01-04)	6
Joe Tracy (85-87)	6
9. 12 tied with	5

CAREER ASSISTS

1. Dave Beaudin (84-87)	12
2. Doug Andress (01-04)	11
Andy Forcey (86-89)	11
Chris Richards (96-99)	11
5. Paul Caponigri (01-04)	10
Chris Reed (08-11)	10
7. Mark Shortt (83-86)	9
8. Mark Anderson (85-88)	8
Eric Meloche (96-00)	8
Paul Tilley (77-80)	8
Rod Pelley (03-06)	8
Zac Dalpe (09-10)	8
Kyle Reed (09-11)	8

SEASON POINTS

1. Rick Brebant (1987)	12
2. Doug Andress (2004)	9
Todd Compeau (1998)	9
Tom Fritsche (2005)	9
Paul Pooley (1983)	9
Chris Richards (1998)	9
7. Mason Jobst (2018)	8
Tanner Laczynski (2018)	8
Eric Meloche (1998)	8
Hunter Bishop (2010)	8
Zac Dalpe (2010)	8

SEASON GOALS

1. Rick Brebant (1987)	8
2. Paul Pooley (1983)	6
Hunter Bishop (2010)	6
4. Mason Jobst (2018)	5
Todd Compeau (1998)	5
Jeff Madill (1987)	5
6. Daymen Bencharski (2002)	4
Tom Fritsche (2005)	4
Mathieu Beaudoin (2005)	4
Corey Elkins (2009)	4
10. 21 tied with	3
last Kevin Miller (2018)	

SEASON ASSISTS

1. Wyatt Ege (2018)	6
Doug Andress (2004)	6
Andy Forcey (1987)	6
Paul Tilley (1979)	6
Zac Dalpe (2010)	6
Chris Reed (2010)	6
6. Tanner Laczynski (2018)	5
Hugo Boisvert (1998)	5
Tom Fritsche (2005)	5
Eric Meloche (1998)	5
Chris Richards (1998)	5
Bob Zanella (1979)	5

OHIO STATE AND THE POSTSEASON

CAREER BIG TEN TOURNAMENT STATISTICS OF CURRENT BUCKEYES

PLAYER	GP	G	A	PTS	PP	SH	GW	SHOTS	+/-	NO-MIN	FW-FL	FO%	BLCK
Sasha Larocque	8	1	1	2	0	0	0	8	+8	2-15	0-0	--	9
Gordi Myer	4	1	1	2	1	0	0	11	-1	0-0	0-0	--	3
Tommy Parran	8	1	3	4	0	0	0	11	-3	3-6	0-2	.000	6
Wyatt Ege	4	0	4	4	0	0	0	10	+6	0-0	0-0	--	2
Dakota Joshua	8	2	1	3	2	0	0	23	-4	3-17	53-50	.515	0
Tanner Laczynski	6	2	3	5	1	0	0	26	0	2-4	3-0	1.00	4
John Wiitala	8	3	1	4	0	0	0	20	+6	1-2	15-21	.417	1
Miguel Fidler	3	0	0	0	0	0	0	3	+1	1-2	1-2	.333	1
Austin Pooley	4	0	1	1	0	0	0	0	0	1-2	9-1	.900	0
Freddy Gerard	6	1	0	1	0	0	1	9	-2	0-0	0-0	--	0
Sam McCormick	4	0	1	1	0	0	0	3	-1	0-0	0-0	--	0
Brendon Kearney	8	2	3	5	0	0	0	17	+8	0-0	9-7	.563	3
Mason Jobst	8	5	7	12	1	0	2	25	+7	2-4	85-80	.515	3
Ronnie Hein	1	0	0	0	0	0	0	1	0	1-2	2-2	.500	1
Matt Miller	6	1	3	4	0	0	0	10	-2	0-0	0-0	--	8
	GP/GS	MIN	GA	GAA	Svs	Sv%	W-L-T						
Romeo	4/4	255:47	10	2.35	97	.907	3-1-0						

OHIO STATE IN THE B1G TOURNEY

Record	8-5
Neutral Site Record	5-4
Home Record	3-0
Road Record	0-1
In Overtime	4-2
Quarterfinal Record	6-0
Semifinal Record	2-3
Championship Game Record	0-2
Most Ohio State Goals	6 (2x, last 3/2/18 vs. MSU)
Most Goals Allowed	5 (3/22/14 vs. UW)
3/20/14	Michigan State (QF) ...Saint Paul, Minn.	W OT 2-1
3/21/14	Minnesota (SF)Saint Paul, Minn.	W 3-1
3/22/14	Wisconsin (F)Saint Paul, Minn.	L OT 4-5
3/19/15	Penn State (QF).....Detroit	W 3-1
3/20/15	Minnesota (SF)Detroit	L 0-3
3/17/16	Michigan State (QF) ...Saint Paul, Minn.	W OT 4-3
3/18/16	Minnesota (SF).....Saint Paul, Minn.	L 2-4
3/16/17	Michigan State (QF) ..Detroit	W 6-3
3/17/17	Wisconsin (SF)Detroit	L 1-2
3/2/18	Michigan State (QF) ..Columbus (VCA)	W 6-2
3/3/18	Michigan State (QF) ..Columbus (VCA)	W OT 4-3
3/10/18	Michigan (SF)Columbus (NWA)	W OT 3-2
3/17/18	Notre Dame (F)Notre Dame, Ind.	L OT 2-3

QF: Quarterfinals; SF: Semifinals; F: Final

2014-17: Single elimination tournament at neutral sites

2018-present: Quarterfinal round moved to best-of-three series, followed by single elimination semifinal and final games; All games hosted by higher seed

CAREER NCAA STATISTICS OF CURRENT BUCKEYES (OHIO STATE ONLY)

PLAYER	GP	G	A	PTS	PP	SH	GW	SHOTS	+/-	NO-MIN	FW-FL	FO%	BLCK
Sasha Larocque	4	0	0	0	0	0	0	4	0	0-0	0-0	--	10
Gordi Myer	4	1	0	1	0	0	0	9	+4	1-2	0-0	--	5
Tommy Parran	4	0	1	1	0	0	0	4	-1	1-2	0-0	--	9
Wyatt Ege	3	0	2	2	0	0	0	4	0	0-0	0-0	--	12
Dakota Joshua	4	1	2	3	0	0	0	12	+1	3-6	50-32	.631	3
Tanner Laczynski	4	2	3	5	1	0	1	10	+3	0-0	1-2	.333	1
John Wiitala	4	0	0	0	0	0	0	7	+3	0-0	18-5	.750	1
Miguel Fidler	1	0	0	0	0	0	0	3	0	0-0	0-1	.000	0
Austin Pooley	3	0	0	0	0	0	0	0	-1	0-0	5-3	.625	1
Freddy Gerard	3	1	1	2	0	0	0	5	+1	2-4	0-0	--	1
Sam McCormick	3	0	0	0	0	0	0	0	-1	3-6	0-0	--	1
Brendon Kearney	4	0	1	1	0	0	0	7	0	0-0	5-3	.625	5
Mason Jobst	4	2	0	2	1	0	0	12	0	2-4	48-43	.527	7
Ronnie Hein	3	0	2	2	0	0	0	1	0	1-2	16-22	.421	2
Matt Miller	4	0	0	0	0	0	0	5	+3	1-2	0-0	--	7
	GP/GS	MIN	GA	GAA	Svs	Sv%	W-L-T						
Romeo	3/3	177:04	5	1.69	79	.940	2-1-0						

OHIO STATE IN THE NCAA TOURNEY

Record	4-8
In Overtime	1-2
Midwest Regional Record	2-0
West Regional Record	2-2
East Regional Record	0-3
Northeast Regional Record	0-1
Frozen Four Record	0-2
Most Ohio State Goals	5 (3/25/18)
Most Goals Allowed	8 (3/28/09)

3/27/98	Yale (WR).....	Ann Arbor, Mich.	W 4-0
3/28/98	Mich. State (WR).....	Ann Arbor, Mich.	W OT4-3
4/2/98	Boston College (FF)...	Boston	L 2-5
3/26/99	Maine (ER).....	Worcester, Mass.	L 2-4
3/29/03	Boston College (ER)...	Providence, Mass.	L 0-1
3/26/04	Wisconsin (ER).....	Albany, N.Y.	L OT 0-1
3/26/05	Cornell (WR).....	Minneapolis, Minn.	L 2-3
3/28/09	Boston Univ. (NR).....	Albany, N.Y.	L 3-8
3/24/17	Minn. Duluth (WR).....	Fargo, N.D.	L OT 2-3
3/24/18	Princeton (MWR).....	Allentown, Pa.	W 4-2
3/25/18	Denver (MWR).....	Allentown, Pa.	W 5-1
4/5/18	Minn. Duluth (FF).....	Saint Paul, Minn.	L 1-2

MWR: Midwest Regional; WR: West Regional; ER: East Regional; NR: Northeast Regional; FF: Frozen Four

CAREER POSTSEASON STATISTICS OF CURRENT BUCKEYES (OHIO STATE ONLY)

PLAYER	GP	G	A	PTS	PP	SH	GW	SHOTS	+/-	NO-MIN	FW-FL	FO%	BLCK
Sasha Larocque	12	1	1	2	0	0	0	12	+8	1-15	0-0	--	25
Gordi Myer	8	2	1	3	1	0	0	20	+3	1-2	0-0	--	8
Tommy Parran	12	1	4	5	0	0	0	14	-4	4-8	0-2	.000	15
Wyatt Ege	7	0	6	6	0	0	0	14	+6	0-0	0-0	--	14
Dakota Joshua	12	3	3	6	2	0	0	35	-3	6-23	103-82	.557	3
Tanner Laczynski	10	4	6	10	2	0	1	36	+3	2-4	4-2	.667	5
John Wiitala	12	3	1	4	0	0	0	27	-3	1-2	33-26	.559	2
Miguel Fidler	4	0	0	0	0	0	0	6	+3	1-2	1-3	.250	1
Austin Pooley	7	0	1	1	0	0	0	0	-1	1-2	14-4	.778	1
Freddy Gerard	9	2	1	3	0	0	1	14	-1	2-4	0-0	--	1
Sam McCormick	7	0	1	1	0	0	0	3	-1	3-6	0-0	--	1
Brendon Kearney	12	2	4	6	0	0	0	24	+8	0-0	14-10	.583	8
Mason Jobst	12	7	7	14	2	0	2	37	+7	4-8	133-123	.520	10
Ronnie Hein	4	0	2	2	0	0	0	2	+1	2-4	18-24	.429	3
Matt Miller	10	1	3	4	0	0	0	15	+1	1-2	0-0	--	15
	GP/GS	MIN	GA	GAA	Svs	Sv%	W-L-T						
Romeo	7/7	432:51	15	2.08	176	.921	5-2-0						

OHIO STATE AND THE POSTSEASON

DATE	OPPONENT (SEED)	W/L	OSU-OPP.	ROUND (OSU SEED)	ARENA	SITE
1971-72						
3/3/72	Ohio (4)	W	7-1	CCHA Semifinal (1)	St. Louis Arena	St. Louis, Mo.
3/4/72	St. Louis (2)	W	3-0	CCHA Championship	St. Louis Arena	St. Louis, Mo.
1972-73						
3/3/73	St. Louis (1)	L	4-11	CCHA Tournament (Round Robin) (2)	BGSU Ice Arena	Bowling Green, Ohio
3/4/73	Bowling Green (3)	L	1-8	CCHA Tournament (Round Robin)	BGSU Ice Arena	Bowling Green, Ohio
1976-77						
3/4/77	Bowling Green (2)	L	2-5	CCHA Semifinals# (3)	BGSU Ice Arena	Bowling Green, Ohio
3/6/77	Bowling Green	L	1-4	CCHA Semifinals#	BGSU Ice Arena	Bowling Green, Ohio
1977-78						
3/3/78	Bowling Green (1)	L	1-3	CCHA Semifinals# (4)	BGSU Ice Arena	Bowling Green, Ohio
3/4/78	Bowling Green	L	2-4	CCHA Semifinals#	BGSU Ice Arena	Bowling Green, Ohio
1978-79						
3/2/79	Northern Michigan (3)	T	5-5	CCHA Semifinals# (2)	OSU Ice Rink	Columbus, Ohio
3/3/79	Northern Michigan	W 4OT	5-4	CCHA Semifinals#	OSU Ice Rink	Columbus, Ohio
3/9/79	Bowling Green (1)	L	5-3	CCHA Championship#	BGSU Ice Arena	Bowling Green, Ohio
3/10/79	Bowling Green	L	4-6	CCHA Championship#	BGSU Ice Arena	Bowling Green, Ohio
1979-80						
3/7/80	Ferris State (3)	T	4-4	CCHA Semifinals# (2)	OSU Ice Rink	Columbus, Ohio
3/8/80	Ferris State	L	4-8	CCHA Semifinals#	OSU Ice Rink	Columbus, Ohio
1980-81						
3/6/81	Ferris State (3)	T	3-3	CCHA Semifinals# (2)	OSU Ice Rink	Columbus, Ohio
3/8/81	Ferris State	W	5-3	CCHA Semifinals#	OSU Ice Rink	Columbus, Ohio
3/13/81	Northern Michigan (1)	T	2-2	CCHA Championship#	Lakeview Arena	Marquette, Mich.
3/14/81	Northern Michigan	L	2-4	CCHA Championship#	Lakeview Arena	Marquette, Mich.
1982-83						
3/4/83	Miami (6)	W	6-2	CCHA Quarterfinals# (3)	OSU Ice Rink	Columbus, Ohio
3/5/83	Miami	L	4-6	CCHA Quarterfinals#	OSU Ice Rink	Columbus, Ohio
3/11/83	Michigan State (2)	L	3-8	CCHA Semifinals	Joe Louis Arena	Detroit, Mich.
3/12/83	Northern Michigan (5)	W	8-6	CCHA Consolation	Joe Louis Arena	Detroit, Mich.
1983-84						
3/2/84	Ferris State (7)	W	5-2	CCHA Quarterfinals# (2)	OSU Ice Rink	Columbus, Ohio
3/3/84	Ferris State	W	6-1	CCHA Quarterfinals#	OSU Ice Rink	Columbus, Ohio
3/9/84	Michigan State (3)	L	1-8	CCHA Semifinals	Joe Louis Arena	Detroit, Mich.
3/10/84	Bowling Green (1)	W OT	3-2	CCHA Consolation	Joe Louis Arena	Detroit, Mich.
1984-85						
3/1/85	Western Michigan (3)	W	4-2	CCHA Quarterfinals# (6)	Lawson Ice Arena	Kalamazoo, Mich.
3/2/85	Western Michigan	L OT	4-5	CCHA Quarterfinals#	Lawson Ice Arena	Kalamazoo, Mich.
3/8/85	Michigan State (1)	L	0-8	CCHA Semifinals	Joe Louis Arena	Detroit, Mich.
3/9/85	Bowling Green (4)	W	7-4	CCHA Consolation	Joe Louis Arena	Detroit, Mich.
1985-86						
2/28/86	Lake Superior State (4)	L	1-3	CCHA Quarterfinals (5)	Norris Center	Sault Ste. Marie, Mich.
3/1/86	Lake Superior State	W	4-1	CCHA Quarterfinals	Norris Center	Sault Ste. Marie, Mich.
3/2/86	Lake Superior State	L OT	2-3	CCHA Quarterfinals	Norris Center	Sault Ste. Marie, Mich.
1986-87						
2/27/87	Lake Superior State (3)	L	5-8	CCHA Quarterfinals (6)	Norris Center	Sault Ste. Marie, Mich.
2/28/87	Lake Superior State	W	5-2	CCHA Quarterfinals	Norris Center	Sault Ste. Marie, Mich.
3/1/87	Lake Superior State	W	8-4	CCHA Quarterfinals	Norris Center	Sault Ste. Marie, Mich.
3/6/87	Bowling Green (1)	L	3-5	CCHA Semifinals	Joe Louis Arena	Detroit, Mich.
3/7/87	Western Michigan (5)	W	7-4	CCHA Consolation	Joe Louis Arena	Detroit, Mich.
1987-88						
3/4/88	Lake Superior State (1)	L	2-6	CCHA Quarterfinals (8)	Norris Center	Sault Ste Marie, Mich.
3/5/88	Lake Superior State	L	1-4	CCHA Quarterfinals	Norris Center	Sault Ste Marie, Mich.

OHIO STATE AND THE POSTSEASON

DATE	OPPONENT (SEED)	W/L	OSU-OPP.	ROUND (OSU SEED)	ARENA	SITE
1988-89						
3/3/89	Michigan State (1)	L	5-9	CCHA Quarterfinals (8)	Munn Ice Arena	East Lansing, Mich.
3/4/89	Michigan State	L	4-11	CCHA Quarterfinals	Munn Ice Arena	East Lansing, Mich.
1989-90						
3/2/90	Bowling Green (3)	L	1-7	CCHA Quarterfinals (6)	BGSU Ice Arena	Bowling Green, Ohio
3/3/90	Bowling Green	L	5-6	CCHA Quarterfinals	BGSU Ice Arena	Bowling Green, Ohio
1990-91						
3/1/91	Michigan (2)	L	4-5	CCHA Quarterfinals (7)	Yost Ice Arena	Ann Arbor, Mich.
3/2/91	Michigan	L	4-9	CCHA Quarterfinals	Yost Ice Arena	Ann Arbor, Mich.
1991-92						
3/13/92	Michigan (1)	L	2-4	CCHA Quarterfinals (8)	Yost Ice Arena	Ann Arbor, Mich.
3/14/92	Michigan	L	4-9	CCHA Quarterfinals	Yost Ice Arena	Ann Arbor, Mich.
1992-93						
3/11/93	Miami (1)	L	2-8	CCHA First Round (11)	Goggin Ice Arena	Oxford, Ohio
3/12/93	Miami	L	2-7	CCHA First Round	Goggin Ice Arena	Oxford, Ohio
1993-94						
3/11/94	Lake Superior State (2)	L	0-5	CCHA First Round (10)	Norris Center	Sault Ste. Marie, Mich.
3/12/94	Lake Superior State	L	0-8	CCHA First Round	Norris Center	Sault Ste. Marie, Mich.
1994-95						
3/7/95	Alaska Fairbanks (11)	W	7-2	CCHA Play-In (10)	OSU Ice Rink	Columbus, Ohio
3/10/95	Michigan (1)	L	2-7	CCHA Quarterfinals	Yost Ice Arena	Ann Arbor, Mich.
3/11/95	Michigan	L	0-4	CCHA Quarterfinals	Yost Ice Arena	Ann Arbor, Mich.
1995-96						
3/8/96	Lake Superior State (1)	L OT	3-4	CCHA First Round (8)	Taffy Abel Arena	Sault Ste. Marie, Mich.
3/9/96	Lake Superior State	L	2-8	CCHA First Round	Taffy Abel Arena	Sault Ste. Marie, Mich.
1996-97						
3/7/97	Miami (2)	L	1-4	CCHA Quarterfinals (7)	Goggin Ice Arena	Oxford, Ohio
3/8/97	Miami	L	2-4	CCHA Quarterfinals	Goggin Ice Arena	Oxford, Ohio
1997-98						
3/13/98	Lake Superior State (6)	W	2-1	CCHA Quarterfinals (3)	OSU Ice Rink	Columbus, Ohio
3/14/98	Lake Superior State	W	6-0	CCHA Quarterfinals	OSU Ice Rink	Columbus, Ohio
3/20/98	Michigan (2)	W	4-2	CCHA Semifinals	Joe Louis Arena	Detroit, Mich.
3/21/98	Michigan State (1)	L 2OT	2-3	CCHA Championship	Joe Louis Arena	Detroit, Mich.
3/27/98	Yale (W5)	W	4-0	NCAA West Regional First Round (W4)	Yost Ice Arena	Ann Arbor, Mich.
3/28/98	Michigan State (W1)	W OT	4-3	NCAA West Regional Quarterfinals	Yost Ice Arena	Ann Arbor, Mich.
4/2/98	Boston College (E2)	L	2-5	NCAA Frozen Four Semifinals	Fleet Center	Boston, Mass.
1998-99						
3/12/99	Ferris State (6)	W	4-2	CCHA Quarterfinals (3)	Value City Arena	Columbus, Ohio
3/13/99	Ferris State	W	3-1	CCHA Quarterfinals	Value City Arena	Columbus, Ohio
3/19/99	Michigan (2)	L	2-3	CCHA Semifinals	Joe Louis Arena	Detroit, Mich.
3/26/99	Maine (E3)	L	2-4	NCAA East Regional First Round (E6)	Centrum Centre	Worcester, Mass.
2000-01						
3/9/01	Nebraska-Omaha (4)	W OT	5-4	CCHA First Round (7)	Civic Auditorium	Omaha, Neb.
3/10/01	Nebraska-Omaha	L	1-2	CCHA First Round	Civic Auditorium	Omaha, Neb.
3/11/01	Nebraska-Omaha	L 2OT	3-4	CCHA First Round	Civic Auditorium	Omaha, Neb.
2001-02						
3/8/02	Western Michigan (6)	W OT	3-2	CCHA First Round (7)	Lawson Ice Arena	Kalamazoo, Mich.
3/9/02	Western Michigan	W	3-1	CCHA First Round	Lawson Ice Arena	Kalamazoo, Mich.
3/15/02	Alaska Fairbanks (4)	W OT	6-5	CCHA Quarterfinals	Joe Louis Arena	Detroit, Mich.
3/16/02	Michigan (1)	L OT	1-2	CCHA Semifinals	Joe Louis Arena	Detroit, Mich.

OHIO STATE AND THE POSTSEASON

DATE	OPPONENT (SEED)	W/L	OSU-OPP.	ROUND (OSU SEED)	ARENA	SITE
2002-03						
3/14/03	Nebraska-Omaha (10)	W	4-1	CCHA First Round (3)	Nationwide Arena	Columbus, Ohio
3/15/03	Nebraska-Omaha	W	3-1	CCHA First Round	Nationwide Arena	Columbus, Ohio
3/20/03	Notre Dame (7)	W	3-2	CCHA Quarterfinals	Joe Louis Arena	Detroit, Mich.
3/21/03	Michigan (2)	L	0-3	CCHA Semifinals	Joe Louis Arena	Detroit, Mich.
3/22/03	Northern Michigan (5)	L	1-4	CCHA Consolation	Joe Louis Arena	Detroit, Mich.
3/29/03	Boston College (3)	L	0-1	NCAA East Regional Semifinal (2)	Dunkin' Donuts Center	Providence, R.I.
2003-04						
3/12/04	Bowling Green (9)	W	3-2	CCHA First Round (4)	Value City Arena	Columbus, Ohio
3/13/04	Bowling Green	W	5-2	CCHA First Round	Value City Arena	Columbus, Ohio
3/18/04	Notre Dame (5)	W OT	6-5	CCHA Quarterfinals	Joe Louis Arena	Detroit, Mich.
3/19/04	Miami (2)	W OT	4-3	CCHA Semifinals	Joe Louis Arena	Detroit, Mich.
3/20/04	Michigan (1)	W	4-2	CCHA Championship	Joe Louis Arena	Detroit, Mich.
3/26/04	Wisconsin (3)	L OT	0-1	NCAA East Regional Semifinal (2)	Pepsi Arena	Albany, N.Y.
2004-05						
3/11/05	Ferris State (11)	W	4-2	CCHA First Round (2)	Value City Arena	Columbus, Ohio
3/12/05	Ferris State	L OT	0-1	CCHA First Round	Value City Arena	Columbus, Ohio
3/13/05	Ferris State	W OT	5-4	CCHA First Round	Value City Arena	Columbus, Ohio
3/18/05	Michigan State (5)	W	4-1	CCHA Semifinals	Joe Louis Arena	Detroit, Mich.
3/19/05	Michigan (1)	L	2-4	CCHA Championship	Joe Louis Arena	Detroit, Mich.
3/26/05	Cornell (2)	L	2-3	NCAA West Regional Semifinal (3)	Mariucci Arena	Minneapolis, Minn.
2005-06						
3/3/06	Ferris State (7)	L	0-3	CCHA First Round (10)	Ewigleben Ice Arena	Big Rapids, Mich.
3/4/06	Ferris State	L	1-2	CCHA First Round	Ewigleben Ice Arena	Big Rapids, Mich.
2006-07						
3/2/07	Northern Michigan (10)	W	6-2	CCHA First Round (7)	OSU Ice Rink	Columbus, Ohio
3/3/07	Northern Michigan	L OT	2-3	CCHA First Round	OSU Ice Rink	Columbus, Ohio
3/4/07	Northern Michigan	L	2-3	CCHA First Round	OSU Ice Rink	Columbus, Ohio
2007-08						
3/7/08	Northern Michigan (6)	W	4-3	CCHA First Round (11)	Berry Events Center	Marquette, Mich.
3/8/08	Northern Michigan	L	2-4	CCHA First Round	Berry Events Center	Marquette, Mich.
3/9/08	Northern Michigan	L	1-6	CCHA First Round	Berry Events Center	Marquette, Mich.
2008-09						
3/6/09	Bowling Green (12)	W	5-4	CCHA First Round (5)	OSU Ice Rink	Columbus, Ohio
3/7/09	Bowling Green	W	7-1	CCHA First Round	OSU Ice Rink	Columbus, Ohio
3/13/09	Alaska (4)	L	0-4	CCHA Quarterfinals	Carlson Center	Fairbanks, Alaska
3/14/09	Alaska	W	4-2	CCHA Quarterfinals	Carlson Center	Fairbanks, Alaska
3/15/09	Alaska	L	0-1	CCHA Quarterfinals	Carlson Center	Fairbanks, Alaska
3/28/09	Boston University (1)	L	3-8	NCAA Northeast Regional Semifinal (4)	Verizon Wireless Arena	Manchester, N.H.
2009-10						
3/5/10	Notre Dame (9)	W	3-1	CCHA First Round (8)	OSU Ice Rink	Columbus, Ohio
3/6/10	Notre Dame	W	8-2	CCHA First Round	OSU Ice Rink	Columbus, Ohio
3/12/10	Miami (1)	L	2-6	CCHA Quarterfinals	Steve Cady Arena	Oxford, Ohio
3/13/10	Miami	W OT	5-4	CCHA Quarterfinals	Steve Cady Arena	Oxford, Ohio
3/14/10	Miami	L	1-2	CCHA Quarterfinals	Steve Cady Arena	Oxford, Ohio
2010-11						
3/4/11	Lake Superior State (8)	L	0-4	CCHA First Round (9)	Taffy Abel Arena	Sault Ste. Marie, Mich.
3/4/11	Lake Superior State	L	2-3	CCHA First Round	Taffy Abel Arena	Sault Ste. Marie, Mich.
2011-12						
3/2/12	Notre Dame (8)	L	0-2	CCHA First Round (9)	Compton Family Arena	Notre Dame, Ind.
3/3/12	Notre Dame	L	2-4	CCHA First Round	Compton Family Arena	Notre Dame, Ind.
2012-13						
3/15/13	Ferris State (5)	L	2-4	CCHA Quarterfinals (4)	OSU Ice Rink	Columbus, Ohio
3/16/13	Ferris State	W	3-1	CCHA Quarterfinals	OSU Ice Rink	Columbus, Ohio
3/17/13	Ferris State	W	3-2	CCHA Quarterfinals	OSU Ice Rink	Columbus, Ohio
3/23/13	Notre Dame (2)	L	1-3	CCHA Semifinals	Joe Louis Arena	Detroit, Mich.

OHIO STATE AND THE POSTSEASON

2013-14

3/20/14	Michigan State (5)	W OT	2-1	B1G Quarterfinals (4)	Xcel Energy Center	Saint Paul, Minn.
3/21/14	Minnesota (1)	W	3-1	B1G Semifinals	Xcel Energy Center	Saint Paul, Minn.
3/22/14	Wisconsin (2)	L OT	5-4	B1G Championship	Xcel Energy Center	Saint Paul, Minn.

2014-15

3/19/15	Penn State (4)	W	3-1	B1G Quarterfinals (5)	Joe Louis Arena	Detroit, Mich.
3/20/15	Minnesota (1)	L	0-3	B1G Semifinals	Joe Louis Arena	Detroit, Mich.

2015-16

3/17/16	Michigan State (5)	W OT	4-3	B1G Quarterfinals (4)	Xcel Energy Center	Saint Paul, Minn.
3/18/16	Minnesota (1)	L	2-4	B1G Semifinals	Xcel Energy Center	Saint Paul, Minn.

2016-17

3/16/17	Michigan State (6)	W	6-3	B1G Quarterfinals (3)	Joe Louis Arena	Detroit, Mich.
3/17/17	Wisconsin (2)	L	1-2	B1G Semifinals	Joe Louis Arena	Detroit, Mich.
3/24/17	Minnesota Duluth (1)	L OT	2-3	NCAA West Regional Semifinal (4)	Scheels Arena	Fargo, N.D.

2017-18

3/2/18	Michigan State (7)	W	6-2	B1G Quarterfinals (2)	Value City Arena	Columbus, Ohio
3/3/18	Michigan State	W OT	4-3	B1G Quarterfinals	Value City Arena	Columbus, Ohio
3/10/18	Michigan (3)	W OT	3-2	B1G Semifinals	Nationwide Arena	Columbus, Ohio
3/17/18	Notre Dame (1)	L OT	2-3	B1G Championship	Compton Family Arena	Notre Dame, Ind.
3/24/18	Princeton (4)	W	4-2	NCAA West Regional Semifinal (1)	PPL Center	Allentown, Pa.
3/25/18	Denver (2)	W	5-1	NCAA West Regional Final	PPL Center	Allentown, Pa.
4/5/18	Minnesota Duluth (3)	L	1-2	NCAA Frozen Four Semifinal	Xcel Energy Center	Saint Paul, Minn.

#Series decided by total goals

26 MASON JOBST

Forward | Senior
 Speedway, Ind.
 Muskegon Lumberjacks (USHL)
 Major: Real Estate and Urban Analysis



Career Highlights

- Team captain for second season
- 2017 West Second Team All-American
- Two-time All-Big Ten (1st team 2017, 2nd team 2018)
- Leads NCAA active skaters with 164 career points (first Buckeye with 150+ since 1991; t-12th in program history for career points with Andy Forcey (1986-89); looking to become first Buckeye with 100+ assists since Rick Brebant finished his career with 108 in 1987 (9 Buckeyes all-time have 100+ assists)
- Ranks t-4th nationally with 1.11 career points per game (t-2nd among seniors); 20th player in NCAA since start of 2013-14 with 150+ points, 12th with 160+; t-1st among NCAA players in assists (95), 1st in PPG (28), t-2nd in goals (69)
- Goal vs. PSU 11/24 was 87th in B1G play to break conference record for career points in B1G games only (Justin Kloos, Minnesota, 86 from 2013-17)
- Ended B1G play first in career B1G goals with 48 (passed former teammate Nick Schilkey, 36 from 2013-17) and points (108), ranking second in assists (60).
- Assist vs. Notre Dame 2/1 was 58th of his career, breaking record set by Kloos (record has since been passed by Tyler Sheehy, who finished with record 61); assist at Penn State 1/19 was 100th point in B1G play; Jobst and Sheehy are the only two skaters in B1G history with 100 points in conference games only; Leads skaters with 1.27 points per game in B1G games only

2018-19

- B1G Player of the Year Finalist
- Team-high 36 points; Point in 24 of 34 games, team-high 17 goals (t-15th in NCAA), second with 19 assists; +11
- Point in 9 of last 13 games
- Scored in 3x3 OT at Michigan 2/23 to clinch B1G title
- Assist on 4 of the 7 gamewinning goals during team's 7-game winning streak
- Finished T-4th in league in points in B1G games with 28; t-1st in league with 13 goals in B1G play, t-6th with 15 assists, t-1st with 7 PPG
- NCAA and B1G First Star of the Week after 7 points at MSU 1/4-5; 2g, 5a, 7p
- 5 points in sweep at Penn State 1/18-19 with a goal and four assists

CAREER SINGLE-GAME HIGHS

Goals	2 (9x)	3/2/18 vs. Michigan State 2/24/18 vs. Wisconsin 1/12/18 at Penn State 12/9/17 vs. Minnesota 10/20/17 at UMass 10/6/17 at Wisconsin 2/4/17 at Michigan 1/20/17 at Penn State 12/3/16 at Minnesota
Assists	3 (3x)	1/4/19 at Michigan State 12/29/15 vs. Cornell 1/15/16 vs. Michigan
Points	4 (4x)	1/4/19 at Michigan State 2/4/17 at Michigan 12/3/16 at Minnesota 1/15/16 vs. Michigan
Shots	10	2/16/19 vs. Minnesota
PIM	6	2/9/18 at Notre Dame
+/-	+3 (3x)	last 1/4/19 at Michigan State
Blocks	6	1/27/18 vs. Michigan
Multiple Pt Games	41 (31 2P, 8 3P, 4 4P)	
Multiple Asst Games	20 (16 2A, 4 3A)	
Point Streak	14 games (12/3/16-2/11/17, 11g, 17a, 28p)	

CAREER STATS

SEASON	GP	G	A	P	Shots	P-IM	+/-	PP	SH	GW	BLK
2015-16	35	12	18	30	88	8-16	+3	2	0	2	27
2016-17	39	19	36	55	115	9-18	+12	9	2	1	31
2017-18	40	21	22	43	135	12-22	+5	9	2	4	35
2018-19	34	17	19	36	121	10-20	+11	8	1	1	21
TOTALS	148	69	95	164	459	39-78	+31	28	5	8	114

#26 Mason Jobst

Date	Opponent	Score	G	A	Pts	Sh	Sh%	+/-	Pen	Min	PP	SH	EN	GW	GT	Haj	UA	Blk
Oct 12, 201	at Arizona State	3-2	0	2	2	2	2.000	+1	0-0		0	0	0	0	0	0	0	0
Oct 13, 201	at Arizona State	3-0	1	0	1	2	2.250	0	2-4		0	0	0	0	0	0	0	0
Oct 19, 201	UMASS	3-6	0	0	0	2	1.67	-1	0-0		0	0	0	0	0	0	0	0
Oct 20, 201	UMASS	3-1	1	0	1	5	1.82	+1	0-0		0	0	1	0	0	0	0	1
Oct 26, 201	BGSU	2-8	1	0	1	5	1.88	-1	0-0		0	0	0	0	0	0	0	0
Oct 27, 201	at BGSU	2-2	0	1	1	4	1.50	+1	1-2		0	0	0	0	0	0	0	0
Nov 02, 201	at Notre Dame	1-0	1	0	1	2	1.82	0	1-2		1	0	0	1	0	0	0	2
Nov 03, 201	at Notre Dame	1-2	1	0	1	3	2.00	0	0-0		0	0	0	0	0	0	0	1
Nov 09, 201	at Colgate	3-0	0	0	0	4	1.72	0	0-0		0	0	0	0	0	0	0	0
Nov 10, 201	at Colgate	1-0	0	0	0	4	1.52	0	0-0		0	0	0	0	0	0	0	1
Nov 16, 201	WISCONSIN	4-0	1	0	1	2	1.71	0	0-0		1	0	0	0	0	0	0	1
Nov 17, 201	WISCONSIN	3-1	1	0	1	7	1.67	0	2-4		1	0	0	0	0	0	0	0
Nov 23, 201	PENN STATE	3-4	1	1	2	6	1.67	+1	0-0		1	0	0	0	0	0	0	1
Nov 24, 201	PENN STATE	5-2	1	0	1	3	1.76	0	1-2		0	0	0	0	0	0	0	2
Nov 30, 201	at Minnesota	2-2	0	0	0	1	1.73	0	0-0		0	0	0	0	0	0	0	3
Dec 01, 201	at Minnesota	2-2	1	0	1	8	1.67	0	0-0		1	0	0	0	0	0	0	0
Dec 28, 201	MERCYHURST	3-1	1	1	2	5	1.69	0	0-0		1	0	0	0	0	0	0	1
Dec 29, 201	MERCYHURST	5-4	0	0	0	4	1.59	0	0-0		0	0	0	0	0	0	0	0
Jan 04, 201	at Michigan State	7-7	1	3	4	6	1.60	+3	0-0		0	0	0	0	0	0	0	1
Jan 05, 201	at Michigan State	6-0	1	2	3	3	1.67	+2	0-0		1	0	0	0	0	0	0	0
Jan 11, 201	MICHIGAN	1-2	0	0	0	1	1.65	-1	0-0		0	0	0	0	0	0	0	2
Jan 12, 201	MICHIGAN	4-2	0	2	2	5	1.55	+2	0-0		0	0	0	0	0	0	0	1
Jan 18, 201	at Penn State	4-1	0	2	2	1	1.53	+1	0-0		0	0	0	0	0	0	0	1
Jan 19, 201	at Penn State	6-4	1	2	3	4	1.57	0	0-0		0	0	0	0	0	0	0	0
Feb 01, 201	NOTRE DAME	4-2	0	1	1	3	1.52	+1	0-0		0	0	0	0	0	0	0	2
Feb 02, 201	NOTRE DAME	2-0	0	1	1	1	1.51	+1	0-0		0	0	0	0	0	0	0	1
Feb 08, 201	at Wisconsin	2-1	0	0	0	2	1.47	0	0-0		0	0	0	0	0	0	0	0
Feb 09, 201	at Wisconsin	4-1	1	0	1	1	1.56	0	0-0		0	1	1	0	0	0	1	0
Feb 15, 201	MINNESOTA	3-4	0	1	1	3	1.52	0	0-0		0	0	0	0	0	0	0	0
Feb 16, 201	MINNESOTA	3-4	1	0	1	10	1.47	-1	0-0		1	0	0	0	0	0	0	0
Feb 22, 201	at Michigan	2-4	1	0	1	4	1.50	+1	1-2		0	0	0	0	0	0	0	0
Feb 23, 201	at Michigan	3-3	0	0	0	2	1.48	-1	1-2		0	0	0	0	0	0	0	1
Mar 01, 201	MICHIGAN STATE	5-1	0	0	0	1	1.47	0	0-0		0	0	0	0	0	0	0	0
Mar 02, 201	MICHIGAN STATE	2-3	0	0	0	5	1.40	+1	1-2		0	0	0	0	0	0	0	0
Totals			17	19	36	121	1.40	+11	10-20		8	1	2	1	0	0	2	21

Games played: 34
 Shots per game: 3.56; Goals per game: 0.50
 Assists per game: 0.56; Points per game: 1.06

9 TANNER LACZYNSKI

Forward | Junior
 Shorewood, Ill.
 Lincoln Stars (USHL)
 Major: Sport Industry
 NHL: Philadelphia '16 (6th Round)



Career Highlights

- 2018 Second Team All-American and First Team All-B1G
- 2018 B1G and NCAA Midwest Regional All-Tournament Teams
- 2017 World Junior Championship Gold Medalist (USA)
- Two-time Academic All-Big Ten and three-time Ohio State Scholar-Athlete
- Assist at Penn State Jan. 18 was career point 100; third Buckeye since 2003 with 100 points as a junior; Enters postseason with 109 career points

2018-19

- Second on team with 30 points and first with 20 assists; Point in 19 of 25 games played, with multiple points in 10 games; Averaging 1.2 points per game (Top 15 in NCAA, but does not qualify for national per game stats)
- Missed six games with injury suffered at Penn State 1/19 (returned at Michigan 2/23)
- 1.09 career points per game ranks third among current NCAA juniors and t-6th among all current NCAA skaters
- 5-16-21 line in B1G games ranked 13th in league in points; 1.31 points per game was third
- B1G Third Star of the Week after 4 points (2 in each game) vs. Michigan State 3/1-2
- 5 points in sweep at Penn State 1/18-19; 1-2-3 line in game one and 2 assists in game two
- 4 points in series vs. Wisconsin 11/16-17; GWG and assist in game one, 2 assists in game two
- 9-game point streak (4g, 7a, 11p) ended 10/26 vs. Bowling Green
- Scored twice vs. UMass 10/20, including GWG with 1:22 left in regulation
- Two goals at Colgate 11/9 in first game after missing three with injury
- Game vs. Michigan State 3/2 was career game 100

9 Tanner Laczynski

Date	Opponent	Score	G	A	Pts	Sh	Sh%	+/-	Pen	Min	PP	SH	EN	GW	GT	Hat	UA	Blk
Oct 12, 201	at Arizona State	3-2	0	1	1	3	.000	0	0-0	0	0	0	0	0	0	0	0	0
Oct 13, 201	at Arizona State	3-0	0	1	1	4	.000	+1	0-0	0	0	0	0	0	0	0	0	0
Oct 19, 201	UMASS	3-6	0	1	1	1	.000	-1	0-0	0	0	0	0	0	0	0	0	1
Oct 20, 201	UMASS	3-1	2	0	2	6	.143	+1	0-0	0	0	0	0	1	0	0	0	1
Oct 26, 201	BGSU	2-8	0	0	0	1	.133	-1	1-2	0	0	0	0	0	0	0	0	1
Nov 09, 201	at Colgate	3-0	2	0	2	4	.211	+3	0-0	0	0	1	0	0	0	0	0	1
Nov 10, 201	at Colgate	1-0	0	0	0	2	.190	0	1-2	0	0	0	0	0	0	0	0	1
Nov 16, 201	WISCONSIN	4-0	1	1	2	3	.208	0	0-0	1	0	0	0	0	0	0	0	0
Nov 17, 201	WISCONSIN	3-1	0	2	2	3	.185	0	0-0	0	0	0	0	0	0	0	0	1
Nov 23, 201	PENN STATE	3-4	0	1	1	4	.161	0	2-4	0	0	0	0	0	0	0	0	1
Nov 24, 201	PENN STATE	5-2	0	0	0	0	.161	0	0-0	0	0	0	0	0	0	0	0	0
Nov 30, 201	at Minnesota	2-2	0	1	1	2	.152	+2	0-0	0	0	0	0	0	0	0	0	0
Dec 01, 201	at Minnesota	2-2	0	1	1	11	.114	-2	0-0	0	0	0	0	0	0	0	0	0
Dec 28, 201	MERCYHURST	3-1	0	0	0	2	.109	-1	1-2	0	0	0	0	0	0	0	0	0
Dec 29, 201	MERCYHURST	5-4	0	2	2	5	.098	0	0-0	0	0	0	0	0	0	0	0	0
Jan 04, 201	at Michigan State	7-7	1	0	1	5	.107	-1	1-2	0	0	0	0	0	0	0	0	0
Jan 05, 201	at Michigan State	6-0	0	1	1	7	.095	0	0-0	0	0	0	0	0	0	0	0	0
Jan 11, 201	MICHIGAN	1-2	0	0	0	4	.090	-1	1-2	0	0	0	0	0	0	0	0	0
Jan 12, 201	MICHIGAN	4-2	1	1	2	1	.103	+2	0-0	1	0	0	0	0	0	0	0	1
Jan 18, 201	at Penn State	4-1	1	2	3	5	.110	+1	0-0	1	0	0	1	0	0	0	0	1
Jan 19, 201	at Penn State	6-4	0	2	2	2	.107	+1	0-0	0	0	0	0	0	0	0	0	0
Feb 22, 201	at Michigan	2-4	1	0	1	3	.115	0	0-0	0	0	0	0	0	0	0	0	0
Feb 23, 201	at Michigan	3-3	0	0	0	1	.114	0	0-0	0	0	0	0	0	0	0	0	2
Mar 01, 201	MICHIGAN STATE	5-1	0	2	2	2	.111	+3	0-0	0	0	0	0	0	0	0	0	3
Mar 02, 201	MICHIGAN STATE	2-3	1	1	2	8	.112	0	0-0	0	0	0	0	0	0	0	0	1
			10	20	30	89	.112	+7	7-14	3	0	1	3	0	0	1	14	

Games played: 25
 Shots per game: 3.56; Goals per game: 0.40
 Assists per game: 0.80; Points per game: 1.20

CAREER SINGLE-GAME HIGHS

Goals	2 (4x)	11/9/18 at Colgate 10/20/18 vs. UMass 2/23/18 vs. Wisconsin 10/28/17 at Robert Morris
Assists	3 (2x)	10/21/17 at UMass 12/3/16 at Minnesota
Points	4	12/3/16 at Minnesota
	3 (7x)	1/18/19 at Penn State (1G/2A) 1/13/18 at Penn State (1G/2A) 12/1/17 vs. Penn State (1G/2A) 11/25/17 at Michigan (1G/2A) 10/27/17 vs. Robert Morris (1G/2A) 10/21/17 at UMass (3A) 10/29/16 at Niagara (G/2A)
Shots	11	12/1/18 at Minnesota
PIM	4	2x, last 11/23/18 vs. Penn State
+/-	+3	7x, last 3/1/19 vs. Michigan State
Blocks	3	3/1/19 vs. Michigan State
Point Streak		11 games, 12/8/17-2/2/18 (6g, 11a, 17p)
Multiple Assist Games	16	(14 2A, 2 3A)
Multiple Point Games	33	(26 2P, 7 3P, 14P)

CAREER STATS

SEASON	GP	G	A	P	Shots	P-PIM	+/-	PP	SH	GW	BLK
2016-17	34	10	22	32	100	11-22	+20	3	0	3	7
2017-18	41	17	30	47	162	6-12	+18	6	0	4	10
2018-19	25	10	20	30	89	7-14	+7	3	0	3	14
TOTALS	100	37	72	109	351	24-48	+46	12	0	10	31

STEVE ROHLIK

Head Coach
Sixth Season
Career record:
113-83-27 (through 3/2/19)



Steve Rohlik, in his first five years as the head coach of the Ohio State men's hockey team, has led the program back into the national picture. The Buckeyes have back-to-back NCAA Tournament appearances, including a Frozen Four berth in 2018 (the first for the program in 20 years).

Rohlik, the 2018 Big Ten Coach of the Year and National Coach of the Year runner-up, was named the ninth head coach in program history in April 2013 after spending three years as the Buckeyes' associate head coach. He has more than 20 years experience as a Division I coach and during his career has recruited and/or coached two Hobey Baker Award winners, 16 All-Americans – including Buckeyes Brady Hjelle, Ryan Dzingel, Mason Jobst and Tanner Laczynski – and nearly 20 players who have reached the NHL. He had a career and Ohio State record of 93-73-23 through 2017-18.

Under Rohlik, the Buckeyes have been outstanding academically, combining as a team to post a grade-point average of 3.0+ throughout his tenure. He has had 36 players combine for 66 Academic All-Big Ten accolades and 43 accumulate 90 Ohio State Scholar-Athlete nods. In 2017-18, 20 of the Buckeyes were invited to the Ohio State Scholar-Athlete Dinner, 15 earned Academic All-Big Ten accolades and Sean Romeo was recognized with the NCAA Elite 90 Award at the Frozen Four.

On the ice, the team has posted back-to-back 20+ win seasons, led the NCAA on the power play in 2016-17 and was first on the penalty kill in 2017-18. The team has ranked in the Top 10 in scoring offense and in the Top 12 on the power play each of the last three years. The Buckeyes allowed just 2.07 goals a game in 2017-18, the best mark in program history and the third-best scoring defense in the NCAA for the year.

Rohlik joined the Ohio State program in 2010 after 10 seasons on the coaching staff at Minnesota Duluth (2001-10) where the squad advanced to two NCAA Tournaments, including a Frozen Four appearance in 2004, and won the 2009 WCHA playoff title. He was part of the staff that put together the roster of the Bulldogs' 2010 NCAA Championship squad.

Rohlik coached three seasons at Nebraska-Omaha, joining the program for its inaugural campaign in 1997-98. In the team's first campaign as a member of the CCHA (its third year as a Division I team), the squad advanced to the 2000 CCHA Championship final.

Rohlik spent five years as the head coach at Hill-Murray High School, his alma mater, in Saint Paul, Minn., posting a 107-20-1 ledger and leading the squad to two Minnesota State High School Tournaments, including a runner-up finish in the 1993 Tier I event and fourth place in 1997 Class AA before joining the UNO Mavericks. He also served one-season assistant coaching stints at Wisconsin (1990-91) and Stillwater (Minn.) High School (1991-92).

A native of Saint Paul, Minn., Rohlik is a 1990 graduate of Wisconsin. A four-year letter-winner for the Badgers, he wore the captain's C in both 1989 and 1990. He was a senior on the squad that won the NCAA title, as well as the WCHA regular-season and tournament crowns, and was named the WCHA Tournament MVP that season. The team qualified for the NCAA Tournament each of his last three seasons and also captured the 1988 conference playoff championship. Rohlik skated in 166 games for Wisconsin, scoring 34 goals and adding 47 assists for 81 points, and received the team's Fenton Kelsey, Jr. Most Competitive Player honor in 1990. He was an eighth-round selection by the Pittsburgh Penguins in the 1986 NHL Entry Draft (No. 151 overall).

Rohlik earned his bachelor's degree in communications/journalism from Wisconsin. He and his wife, Julie, have two daughters, Erin and Annie, and a son, Grady. He was inducted into the Hill-Murry Athletics Hall of Fame in 2018.

7 WYATT EGE

Defenseman | Redshirt Junior
Elk River, Minn.
Alaska Anchorage (WCHA)/Dubuque
Fighting Saints (USHL)
Major: Consumer and Family Financial Services



Career Highlights

- Three-time Ohio State Scholar-Athlete (2017, 18, 19)
- Academic All-B1G selection

2018-19

- Has skated in all 34 games, with 2-9-10 line and 27 shot blocks
- Goal vs. Michigan State 3/2; 5 blocks in series vs. MSU
- Two assists and +2 vs. Notre Dame 2/1, 3 shot blocks and +1 in game two
- Goal (USCHO.com #1 Play of the Week) and an assist vs. Michigan 1/12; Goal was first as a Buckeye and came in game 62 in the Scarlet and Gray
- Set up Laczynski's gamewinner with 1:22 left vs. UMass Oct. 20
- Played in 100th collegiate game 2/2 vs. Notre Dame

OHIO STATE CAREER SINGLE-GAME HIGHS

Goals	1	2x, last 3/2/19 vs. Michigan State
Assists	2 (4x)	2/1/19 vs. Notre Dame 3/2/18 vs. Michigan State 2/24/18 vs. Wisconsin 2/2/18 vs. Michigan State
Points	2 (5x)	2/1/19 vs. Notre Dame 1/12/19 vs. Michigan 3/2/18 vs. Michigan State 2/24/18 vs. Wisconsin 2/2/18 vs. Michigan State
Shots	4	6x, last 2/9/19 at Wisconsin
PIM	2	20x, last 2/1/19 vs. Notre Dame
+/-	+3 (2x)	3/3/18 vs. Michigan State 1/28/18 vs. Michigan
Blocks	7	3/25/18 vs. Denver

CAREER STATS

SEASON	GP	G	A	P	Shots	P-IM	+/-	PP	SH	GW	BLK
2015-16*	34	4	9	13	58	8-16	-8	2	0	1	3
2017-18	40	0	18	18	58	11-22	+16	0	0	0	45
2018-19	34	2	9	11	45	10-20	0	0	0	0	27
OSU TOTAL	74	2	27	29	103	21-42	+16	0	0	0	72
TOTALS	108	6	36	42	161	29-58	+8	2	0	1	75

*at Alaska Anchorage

7 Wyatt Ege

Date	Opponent	Score	G	A	Pts	Sh	Sh%	+/-	Pen	Min	PP	SH	EN	GW	GT	Hat	UA	Bik
Oct 12, 201	at Arizona State	3-2	0	1	1	2	0.000	0	1-2	0	0	0	0	0	0	0	0	0
Oct 13, 201	at Arizona State	3-0	0	0	0	0	0.000	+1	0-0	0	0	0	0	0	0	0	0	1
Oct 19, 201	UMASS	3-6	0	0	0	3	0.000	0	0-0	0	0	0	0	0	0	0	0	2
Oct 20, 201	UMASS	3-1	0	1	1	2	0.000	+1	0-0	0	0	0	0	0	0	0	0	1
Oct 26, 201	BGSU	2-8	0	0	0	0	0.000	0	1-2	0	0	0	0	0	0	0	0	1
Oct 27, 201	at BGSU	2-2	0	0	0	0	0.000	+1	1-2	0	0	0	0	0	0	0	0	1
Nov 02, 201	at Notre Dame	1-0	0	1	1	0	0.000	0	0-0	0	0	0	0	0	0	0	0	1
Nov 03, 201	at Notre Dame	1-2	0	0	0	2	0.000	-1	0-0	0	0	0	0	0	0	0	0	1
Nov 09, 201	at Colgate	3-0	0	0	0	4	0.000	+1	0-0	0	0	0	0	0	0	0	0	3
Nov 10, 201	at Colgate	1-0	0	0	0	3	0.000	+1	0-0	0	0	0	0	0	0	0	0	0
Nov 16, 201	WISCONSIN	4-0	0	0	0	0	0.000	+1	0-0	0	0	0	0	0	0	0	0	0
Nov 17, 201	WISCONSIN	3-1	0	0	0	0	0.000	0	1-2	0	0	0	0	0	0	0	0	0
Nov 23, 201	PENN STATE	3-4	0	0	0	0	0.000	-1	0-0	0	0	0	0	0	0	0	0	1
Nov 24, 201	PENN STATE	5-2	0	0	0	0	1.000	+1	1-2	0	0	0	0	0	0	0	0	2
Nov 30, 201	at Minnesota	2-2	0	1	1	0	0.000	+1	1-2	0	0	0	0	0	0	0	0	0
Dec 01, 201	at Minnesota	2-2	0	0	0	0	0.000	0	1-2	0	0	0	0	0	0	0	0	2
Dec 28, 201	MERCYHURST	3-1	0	0	0	2	0.000	-1	0-0	0	0	0	0	0	0	0	0	0
Dec 29, 201	MERCYHURST	5-4	0	0	0	4	0.000	-2	0-0	0	0	0	0	0	0	0	0	0
Jan 04, 201	at Michigan State	7-7	0	0	0	1	0.000	-2	0-0	1	0	0	0	0	0	0	0	0
Jan 05, 201	at Michigan State	6-0	0	0	0	1	0.000	+1	0-0	0	0	0	0	0	0	0	0	0
Jan 11, 201	MICHIGAN	1-2	0	0	0	2	0.000	-1	0-0	0	0	0	0	0	0	0	0	1
Jan 12, 201	MICHIGAN	4-2	1	1	2	2	0.334	+2	0-0	0	0	0	0	0	0	0	0	0
Jan 18, 201	at Penn State	4-1	0	0	0	0	0.034	+1	0-0	0	0	0	0	0	0	0	0	0
Jan 19, 201	at Penn State	6-4	0	1	1	1	0.333	0	1-2	0	0	0	0	0	0	0	0	0
Feb 01, 201	NOTRE DAME	4-2	0	2	2	0	0.333	+2	1-2	0	0	0	0	0	0	0	0	0
Feb 02, 201	NOTRE DAME	2-0	0	0	0	1	0.000	+1	0-0	0	0	0	0	0	0	0	0	3
Feb 08, 201	at Wisconsin	2-1	0	0	0	1	0.331	+1	0-0	0	0	0	0	0	0	0	0	1
Feb 09, 201	at Wisconsin	4-1	0	0	0	4	0.228	0	0-0	0	0	0	0	0	0	0	0	0
Feb 15, 201	MINNESOTA	3-4	0	0	0	0	0.228	-1	0-0	0	0	0	0	0	0	0	0	0
Feb 16, 201	MINNESOTA	3-4	0	0	0	1	0.227	-2	0-0	0	0	0	0	0	0	0	0	0
Feb 22, 201	at Michigan	2-4	0	0	0	1	0.226	-1	1-2	0	0	0	0	0	0	0	0	0
Feb 23, 201	at Michigan	3-3	0	1	1	2	0.225	-2	0-0	0	0	0	0	0	0	0	0	1
Mar 01, 201	MICHIGAN STATE	5-1	0	0	0	2	0.224	0	0-0	0	0	0	0	0	0	0	0	2
Mar 02, 201	MICHIGAN STATE	2-3	1	0	1	0	1.000	-2	0-0	1	0	0	0	0	0	0	0	3
Totals			2	9	11	45	0.44	0	10-20	1	0	0	0	0	0	0	0	27

Games played: 34
Shots per game: 1.32; Goals per game: 0.06
Assists per game: 0.26; Points per game: 0.32

21 EUGENE FADYEYEV

Forward | Sophomore
Kiev, Ukraine
Madison Capitols (USHL)
Major: Sport Industry



2018-19

- Scored and was +1 vs. Michigan State 3/1 (first goal since Oct. 27, 2017 vs. Robert Morris)
- Has played in 16 games

OHIO STATE CAREER SINGLE-GAME HIGHS

Goals 1 2x, last 3/1/19 vs. Michigan State
Points 1 2x, last 3/1/19 vs. Michigan State
Shots 2 2x, last 11/2/18 at Notre Dame
+/- +1 3x, last 3/1/19 vs. Michigan State
PIM 15 2/23/19 at Michigan
Blocks 2 11/10/18 at Colgate

CAREER STATS

SEASON	GP	G	A	P	Shots	P-PIM	+/-	PP	SH	GW	BLK
2017-18	5	1	0	1	3	0-0	0	0	0	0	0
2018-19	16	1	0	1	7	2-15	0	0	0	0	7
TOTAL	21	2	0	2	10	2-15	0	0	0	0	7

#21 Eugene Fadyeyev

Date	Opponent	Score	G	A	Pts	Sh	Sh%	+/-	Pen-Min	PP	SH	EN	GW	GT	Hat	UA	Blk
Oct 20, 201	UMASS	3-1	0	0	0	1	.000	0	0-0	0	0	0	0	0	0	0	0
Oct 26, 201	BGSU	2-8	0	0	0	0	.000	0	0-0	0	0	0	0	0	0	0	0
Oct 27, 201	at BGSU	2-2	0	0	0	0	.000	0	0-0	0	0	0	0	0	0	0	1
Nov 02, 201	at Notre Dame	1-0	0	0	0	1	.000	0	0-0	0	0	0	0	0	0	0	0
Nov 03, 201	at Notre Dame	1-2	0	0	0	2	.000	-1	0-0	0	0	0	0	0	0	0	1
Nov 10, 201	at Colgate	1-0	0	0	0	1	.000	0	0-0	0	0	0	0	0	0	0	2
Nov 17, 201	WISCONSIN	3-1	0	0	0	0	.000	0	0-0	0	0	0	0	0	0	0	0
Jan 11, 201	MICHIGAN	1-2	0	0	0	0	.000	0	0-0	0	0	0	0	0	0	0	1
Feb 02, 201	NOTRE DAME	2-0	0	0	0	0	.000	0	0-0	0	0	0	0	0	0	0	0
Feb 08, 201	at Wisconsin	2-1	0	0	0	0	.000	0	0-0	0	0	0	0	0	0	0	0
Feb 09, 201	at Wisconsin	4-1	0	0	0	0	.000	0	0-0	0	0	0	0	0	0	0	0
Feb 16, 201	MINNESOTA	3-4	0	0	0	0	.000	+1	0-0	0	0	0	0	0	0	0	1
Feb 22, 201	at Michigan	2-4	0	0	0	0	.000	0	0-0	0	0	0	0	0	0	0	0
Feb 23, 201	at Michigan	3-3	0	0	0	0	.000	0	2-15	0	0	0	0	0	0	0	0
Mar 01, 201	MICHIGAN STATE	5-1	1	0	1	1	.167	+1	0-0	0	0	0	0	0	0	0	0
Mar 02, 201	MICHIGAN STATE	2-3	0	0	0	1	.143	-1	0-0	0	0	0	0	0	0	0	1
Totals			1	0	1	7	.143	0	2-15	0	0	0	0	0	0	0	7

Games played: 16
Shots per game: 0.44; Goals per game: 0.06
Assists per game: 0.00; Points per game: 0.06

12 MIGUEL FIDLER

Forward | Redshirt Junior
Edina, Minn.
Madison Capitols (USHL)
Major: Communication
NHL Draft: Florida '14 (5th Round)



Career Highlights

- Redshirted 2017-18 while recovering from surgery

2018-19

- Has skated in 21 games, with 1-4-5 line
- Goal and an assist 2/9 at Wisconsin (first goal since March 10, 2017)
- Assist at Arizona State 10/13, at Michigan 2/22 and vs. Michigan State 3/1

CAREER SINGLE-GAME HIGHS

Goals 1 8x, last 2/9/19 at Wisconsin
Assists 3 12/29/15 vs. Cornell
Points 3 12/29/15 vs. Cornell
Shots 4 1/17/16 at Michigan
PIM 4 2x, last 2/9/19 at Wisconsin
+/- +3 12/29/15 vs. Cornell
Blocks 2 2x, last 3/1/19 vs. Michigan State
Multiple Point Games 2 (1 2p, 1 3p)

CAREER STATS

SEASON	GP	G	A	P	Shots	P-PIM	+/-	PP	SH	GW	BLK
2015-16	20	3	4	7	18	7-14	-3	0	0	0	2
2016-17	34	4	6	10	46	13-26	+1	1	0	0	11
2017-18	REDSHIRT										
2018-19	21	1	4	5	15	2-4	0	0	0	0	11
TOTALS	75	8	14	22	79	22-44	-2	1	0	0	24

#12 Miguel Fidler

Date	Opponent	Score	G	A	Pts	Sh	Sh%	+/-	Pen-Min	PP	SH	EN	GW	GT	Hat	UA	Blk
Oct 12, 201	at Arizona State	3-2	0	0	0	1	.000	0	0-0	0	0	0	0	0	0	0	0
Oct 13, 201	at Arizona State	3-0	0	1	1	1	.000	+1	0-0	0	0	0	0	0	0	0	0
Oct 19, 201	UMASS	3-6	0	0	0	0	.000	0	0-0	0	0	0	0	0	0	0	0
Oct 27, 201	at BGSU	2-2	0	0	0	0	.000	0	0-0	0	0	0	0	0	0	0	1
Nov 03, 201	at Notre Dame	1-2	0	0	0	2	.000	-2	0-0	0	0	0	0	0	0	0	0
Nov 09, 201	at Colgate	3-0	0	0	0	1	.000	0	0-0	0	0	0	0	0	0	0	0
Nov 10, 201	at Colgate	1-0	0	0	0	2	.000	0	0-0	0	0	0	0	0	0	0	0
Nov 16, 201	WISCONSIN	4-0	0	0	0	0	.000	+1	0-0	0	0	0	0	0	0	0	1
Dec 29, 201	MERCYHURST	5-4	0	0	0	1	.000	-1	0-0	0	0	0	0	0	0	0	0
Jan 18, 201	at Penn State	4-1	0	0	0	0	.000	0	0-0	0	0	0	0	0	0	0	1
Jan 19, 201	at Penn State	6-4	0	0	0	0	.000	0	0-0	0	0	0	0	0	0	0	0
Feb 01, 201	NOTRE DAME	4-2	0	0	0	0	.000	0	0-0	0	0	0	0	0	0	0	0
Feb 02, 201	NOTRE DAME	2-0	0	0	0	1	.000	0	0-0	0	0	0	0	0	0	0	1
Feb 08, 201	at Wisconsin	2-1	0	0	0	0	.000	0	0-0	0	0	0	0	0	0	0	0
Feb 09, 201	at Wisconsin	4-1	1	1	2	1	.100	+2	2-4	0	0	0	0	0	0	0	1
Feb 15, 201	MINNESOTA	3-4	0	0	0	0	.100	-1	0-0	0	0	0	0	0	0	0	1
Feb 16, 201	MINNESOTA	3-4	0	0	0	0	.100	-1	0-0	0	0	0	0	0	0	0	2
Feb 22, 201	at Michigan	2-4	0	1	1	2	.083	+1	0-0	0	0	0	0	0	0	0	0
Feb 23, 201	at Michigan	3-3	0	0	0	0	.083	0	0-0	0	0	0	0	0	0	0	0
Mar 01, 201	MICHIGAN STATE	5-1	0	1	1	3	.067	+1	0-0	0	0	0	0	0	0	0	2
Mar 02, 201	MICHIGAN STATE	2-3	0	0	0	0	.067	-1	0-0	0	0	0	0	0	0	0	1
Totals			1	4	5	15	.067	0	2-4	0	0	0	0	0	0	0	11

Games played: 21
Shots per game: 0.71; Goals per game: 0.05
Assists per game: 0.19; Points per game: 0.24

61 GRANT GABRIELE

Defenseman | Sophomore
Brighton, Mich.
Waterloo Black Hawks (USHL)
Major: Management & Industry Exploration



Career Highlights

- Ohio State Scholar-Athlete

2018-19

- Has played in 23 games, with 1-3-4 line and +3 mark
- Assist and +2 at Wisconsin Feb. 9
- First career goal came at Penn State Jan. 19
- Posted assist in first career game Oct. 20 vs. UMass
- Helper at Michigan State Jan. 5

CAREER SINGLE-GAME HIGHS

Goals	1	1/19/19 at Penn State
Assists	1	3x, last 2/9/19 at Wisconsin
Points	1	4x, last 2/9/19 at Wisconsin
Shots	2	3/1/19 vs. Michigan State
+/-	+2	2/9/19 at Wisconsin
Blocks	2	4x, last 2/8/19 at Wisconsin

CAREER STATS

SEASON	GP	G	A	P	Shots	P-PIM	+/-	PP	SH	GW	BLK
2018-19	23	1	3	4	9	0-0	+3	0	0	0	12
TOTALS	23	1	3	4	9	0-0	+3	0	0	0	12

#61 Grant Gabriele

Date	Opponent	Score	G	A	Pts	Sh	Sh%	+/-Pen/Min	PP	SH	EN	GW	GT	Hat	UA	Blk
Oct 20, 201	UMASS	5-1	0	1	1	0	0.00	+1 0-0	0	0	0	0	0	0	0	1
Oct 26, 201	BGSU	2-8	0	0	0	0	0.00	-1 0-0	0	0	0	0	0	0	0	2
Nov 24, 201	PENN STATE	5-2	0	0	0	0	0.00	0 0-0	0	0	0	0	0	0	0	0
Nov 30, 201	at Minnesota	2-2	0	0	0	0	0.00	0 0-0	0	0	0	0	0	0	0	0
Dec 01, 201	at Minnesota	2-2	0	0	0	0	0.00	0 0-0	0	0	0	0	0	0	0	0
Dec 28, 201	MERCYHURST	3-1	0	0	1	1	1.00	+1 0-0	0	0	0	0	0	0	0	0
Dec 29, 201	MERCYHURST	5-4	0	0	0	0	0.00	0 0-0	0	0	0	0	0	0	0	0
Jan 04, 201	at Michigan State	7-7	0	0	0	0	0.00	0 0-0	0	0	0	0	0	0	0	2
Jan 05, 201	at Michigan State	6-0	0	1	1	1	1.00	+1 0-0	0	0	0	0	0	0	0	0
Jan 11, 201	MICHIGAN	1-2	0	0	0	0	0.00	0 0-0	0	0	0	0	0	0	0	2
Jan 12, 201	MICHIGAN	4-2	0	0	0	0	0.00	-1 0-0	0	0	0	0	0	0	0	1
Jan 18, 201	at Penn State	4-1	0	0	0	1	1.00	0 0-0	0	0	0	0	0	0	0	0
Jan 19, 201	at Penn State	6-4	1	0	1	1	2.50	+1 0-0	0	0	0	0	0	0	0	0
Feb 01, 201	NOTRE DAME	4-2	0	0	0	0	0.250	0 0-0	0	0	0	0	0	0	0	0
Feb 02, 201	NOTRE DAME	2-0	0	0	0	1	2.00	0 0-0	0	0	0	0	0	0	0	1
Feb 08, 201	at Wisconsin	2-1	0	0	0	1	1.00	0 0-0	0	0	0	0	0	0	0	2
Feb 09, 201	at Wisconsin	4-1	0	1	1	0	1.00	+2 0-0	0	0	0	0	0	0	0	0
Feb 15, 201	MINNESOTA	3-4	0	0	0	0	0.167	-1 0-0	0	0	0	0	0	0	0	0
Feb 16, 201	MINNESOTA	3-4	0	0	0	1	1.43	-1 0-0	0	0	0	0	0	0	0	0
Feb 22, 201	at Michigan	2-4	0	0	0	0	0.143	0 0-0	0	0	0	0	0	0	0	0
Feb 23, 201	at Michigan	3-3	0	0	0	1	1.43	0 0-0	0	0	0	0	0	0	0	0
Mar 01, 201	MICHIGAN STATE	5-1	0	0	0	2	1.11	+1 0-0	0	0	0	0	0	0	0	1
Mar 02, 201	MICHIGAN STATE	2-3	0	0	0	0	0.111	0 0-0	0	0	0	0	0	0	0	0
1 3 4 9 .111 +3 0-0 0 0 0 0 0 0 0 0 12																

Games played: 23
Shots per game: 0.39; Goals per game: 0.04
Assists per game: 0.13; Points per game: 0.17

15 FREDDY GERARD

Forward | Senior
Rocky River, Ohio
Madison Capitols (USHL)
Major: Communication



Career Highlights

- Three-time Ohio State Scholar-Athlete
- Two-time Academic All-Big Ten
- BIG Distinguished Scholar, AHCA All-American Scholar

2018-19

- Skated in first 34 games, with 7-13-20 line (second straight 20-point season)
- Points in 10 of last 17 games (5g, 10a, 15p)
- 3 points vs. Michigan State 3/1 with a goal and two assists, with +3 mark
- Scored GWG on the PP in 3rd period vs. Notre Dame 2/1, also scored in the first period for first two-goal game this year
- Scored late game-tying goal and had an assist in 2-2 OT tie at Bowling Green 10/27; had an assist in first game vs. BG 10/26
- Played in 100th career game 12/29 vs. Mercyhurst and had a goal and an assist in the game, along with career-high 7 shots

CAREER SINGLE-GAME HIGHS

Goals	2 (4x)	2/1/19 vs. Notre Dame 1/27/18 vs. Michigan 1/13/18 at Penn State 1/24/17 at Michigan
Assists	2 (3x)	3/1/19 vs. Michigan State 2/23/18 vs. Wisconsin 10/6/17 at Wisconsin 1/9/16 at Wisconsin
Points	3 (3x)	3/1/19 vs. Michigan State 1/13/18 at Penn State 1/9/16 at Wisconsin
Shots	7	12/29/18 vs. Mercyhurst
PIM	2	8x, last 2/23/19 at Michigan
+/-	+2	2/20/16 at Penn State
Blocks	2	2/8/19 at Wisconsin
Multipoint Games	12	(11 2p, 3 3p)

CAREER STATS

SEASON	GP	G	A	P	Shots	P-PIM	+/-	PP	SH	GW	BLK
2015-16	25	4	8	12	49	0-0	+7	0	0	0	2
2016-17	17	0	2	2	18	1-2	-6	0	0	0	2
2017-18	40	12	12	24	90	4-8	+15	1	0	3	9
2018-19	34	7	13	20	84	3-6	+2	2	0	1	7
TOTALS	116	23	35	58	241	8-16	+17	3	0	4	20

Date	Opponent	Score	G	A	Pts	Sh	Sh%	+/-Pen/Min	PP	SH	EN	GW	GT	Hat	UA	Blk
Oct 12, 201	at Arizona State	3-2	1	0	1	2	5.00	+1 0-0	0	0	0	0	0	0	0	0
Oct 13, 201	at Arizona State	3-0	0	0	0	0	5.00	0 0-0	0	0	0	0	0	0	0	0
Oct 19, 201	UMASS	3-6	0	0	0	1	3.33	-1 0-0	0	0	0	0	0	0	0	0
Oct 20, 201	UMASS	3-1	0	0	0	3	1.67	0 0-0	0	0	0	0	0	0	0	0
Oct 26, 201	BGSU	2-8	0	1	1	4	1.00	0 0-0	0	0	0	0	0	0	0	0
Oct 27, 201	at BGSU	2-2	1	1	2	2	1.00	+1 0-0	0	0	0	0	0	1	0	0
Nov 02, 201	at Notre Dame	1-0	0	0	0	0	0.00	0 0-0	0	0	0	0	0	0	0	0
Nov 03, 201	at Notre Dame	1-2	0	1	1	5	1.18	+1 0-0	0	0	0	0	0	0	0	1
Nov 09, 201	at Colgate	3-0	0	0	0	2	1.05	0 0-0	0	0	0	0	0	0	0	0
Nov 10, 201	at Colgate	1-0	0	0	0	1	1.00	0 0-0	0	0	0	0	0	0	0	0
Nov 16, 201	WISCONSIN	4-0	0	0	0	3	0.87	0 0-0	0	0	0	0	0	0	0	0
Nov 17, 201	WISCONSIN	3-1	0	0	0	0	0.87	0 0-0	0	0	0	0	0	0	0	0
Nov 23, 201	PENN STATE	3-4	0	0	0	1	0.83	-1 0-0	0	0	0	0	0	0	0	1
Nov 24, 201	PENN STATE	5-2	0	0	0	2	0.77	0 0-0	0	0	0	0	0	0	0	0
Nov 30, 201	at Minnesota	2-2	0	1	1	2	0.71	+1 0-0	0	0	0	0	0	0	0	0
Dec 01, 201	at Minnesota	2-2	0	0	0	2	0.67	-2 0-0	0	0	0	0	0	0	0	1
Dec 28, 201	MERCYHURST	3-1	0	0	0	5	0.57	0 0-0	0	0	0	0	0	0	0	0
Dec 28, 201	MERCYHURST	5-4	1	1	2	7	0.71	+1 0-0	1	0	0	0	0	0	0	1
Jan 04, 201	at Michigan State	7-7	0	0	0	0	0.71	-1 0-0	0	0	0	0	0	0	0	0
Jan 05, 201	at Michigan State	6-0	0	1	1	1	0.70	0 0-0	0	0	0	0	0	0	0	0
Jan 11, 201	MICHIGAN	1-2	1	0	1	1	0.91	0 0-0	0	0	0	0	0	0	0	0
Jan 12, 201	MICHIGAN	4-2	0	1	1	0	0.91	0 0-0	0	0	0	0	0	0	0	0
Jan 18, 201	at Penn State	4-1	0	0	0	1	2	0.87	+1 1-2	0	0	0	0	0	0	0
Jan 19, 201	at Penn State	6-4	0	0	0	6	0.77	-1 0-0	0	0	0	0	0	0	0	0
Feb 01, 201	NOTRE DAME	4-2	2	0	2	3	1.09	+1 0-0	1	0	0	1	0	0	0	0
Feb 02, 201	NOTRE DAME	2-0	0	0	0	2	1.05	0 0-0	0	0	0	0	0	0	0	0
Feb 08, 201	at Wisconsin	2-1	0	0	0	3	1.00	0 0-0	0	0	0	0	0	0	0	2
Feb 09, 201	at Wisconsin	4-1	0	0	0	1	0.88	0 1-2	0	0	0	0	0	0	0	0
Feb 15, 201	MINNESOTA	3-4	0	1	1	5	0.91	-2 0-0	0	0	0	0	0	0	0	0
Feb 16, 201	MINNESOTA	3-4	0	0	0	4	0.86	+1 0-0	0	0	0	0	0	0	0	0
Feb 22, 201	at Michigan	2-4	0	1	1	4	0.81	0 0-0	0	0	0	0	0	0	0	0
Feb 23, 201	at Michigan	3-3	0	1	1	1	0.80	0 1-2	0	0	0	0	0	0	0	0
Mar 01, 201	MICHIGAN STATE	5-1	1	2	3	6	0.86	+3 0-0	0	0	0	0	0	0	0	1
Mar 02, 201	MICHIGAN STATE	2-3	0	0	0	3	0.83	-1 0-0	0	0	0	0	0	0	0	0
Totals 7 13 20 84 .883 +2 3-6 2 0 0 0 1 1 0 0 0 0 0 7																

Games played: 34
Shots per game: 2.47; Goals per game: 0.21
Assists per game: 0.38; Points per game: 0.59

40 RONNIE HEIN

Forward | Junior
 Chelsea, Mich.
 Waterloo Black Hawks (USHL)
 Major: Real Estate and Urban Analysis



19 MATTHEW JENNINGS

Forward | Freshman
 Buford, Ga.
 Green Bay Gamblers (USHL)
 Major: Business Administration



Career Highlights

- Two-time Ohio State Scholar-Athlete
- Academic All-Big Ten

2018-19 (Junior Season)

- Career-high 11 goals, 10 assists and 21 points on the year while skating in 33 games; 6 multiple-point outings; 2nd on team in goals
- Goal and an assist vs. Mercyhurst 12/28, at Michigan State 1/5 and vs. the Spartans 3/1 (with +3 rating)
- Set up Jobst breakaway GWG in 3x3 OT at Michigan 2/24 for goal that sealed B1G title
- Three points in series vs. Minnesota 2/15-16; 2 assists in game one and goal in game two; +1 in each contest
- Scored ENG to seal win vs. Michigan 1/12
- Three points and +2 in win vs. Penn State 11/24 (PPG, 2A)
- Scored gamewinner in shutout wins at Arizona State 10/13 and at Colgate 11/9; Also tallied emptynetter vs. the Sun Devils for two-goal game

CAREER SINGLE-GAME HIGHS

Goals 2 (2x) 10/13/18 at Arizona State
 10/29/16 at Niagara
 Assists 3 (2x) 12/30/17 vs. Niagara
 10/22/16 vs. Bowling Green
 Points 3 (3x) 11/24/18 vs. Penn State
 12/30/17 vs. Niagara
 10/22/16 vs. Bowling Green
 Shots 5 4x, last 1/5/19 at Michigan State
 PIM 2 23x, last 2/24/19 at Michigan
 +/- +3 3/1/19 vs. Michigan State
 Blocks 2 3x, last 11/23/18 vs. Penn State
 Multiple Pt. Games 11 (8 2P, 3 3P)
 Multiple Asst. Games 4 (2 2a, 2 3a)

CAREER STATS

SEASON	GP	G	A	P	Shots	P-PIM	+/-	PP	SH	GW	BLK
2016-17	16	5	6	11	34	3-6	+3	1	0	1	4
2017-18	27	4	8	12	42	10-20	-8	3	0	0	10
2018-19	33	11	10	21	75	11-22	+8	1	0	3	17
TOTALS	76	20	24	44	151	24-48	+3	5	0	4	31

Date	Opponent	Score	G	A	Pts	Sh	Sh%	+/-	Pen	Min	PP	SH	EN	GW	GT	Hat	UA	Blk
Oct 12, 201	at Arizona State	3-2	0	0	0	1	0.00	+1	0-0	0	0	0	0	0	0	0	0	1
Oct 13, 201	at Arizona State	3-0	2	0	2	4	4.00	+2	0-0	0	0	1	1	0	0	0	0	0
Oct 19, 201	UMASS	3-6	0	0	0	2	2.86	0	0-0	0	0	0	0	0	0	0	0	1
Oct 20, 201	UMASS	3-1	0	1	1	3	2.00	+2	0-0	0	0	0	0	0	0	0	0	2
Oct 26, 201	BGSU	2-8	0	0	0	1	1.82	-1	0-0	0	0	0	0	0	0	0	0	0
Nov 02, 201	at Notre Dame	1-0	0	0	0	1	1.67	0	0-0	0	0	0	0	0	0	0	0	0
Nov 03, 201	at Notre Dame	1-2	0	0	0	0	1.67	0	0-0	0	0	0	0	0	0	0	0	0
Nov 09, 201	at Colgate	3-0	1	0	1	3	2.00	+2	0-0	0	0	0	0	1	0	0	0	1
Nov 10, 201	at Colgate	1-0	0	0	0	2	1.76	0	0-0	0	0	0	0	0	0	0	0	0
Nov 16, 201	WISCONSIN	4-0	0	1	1	3	1.50	+1	1-2	0	0	0	0	0	0	0	0	1
Nov 17, 201	WISCONSIN	3-1	0	0	0	1	1.43	0	0-0	0	0	0	0	0	0	0	0	2
Nov 23, 201	PENN STATE	3-4	0	0	0	2	1.30	-2	1-2	0	0	0	0	0	0	0	0	2
Nov 24, 201	PENN STATE	5-2	1	2	3	2	1.60	+2	0-0	1	0	0	0	0	0	0	0	1
Nov 30, 201	at Minnesota	2-2	1	0	1	3	1.79	0	1-2	0	0	0	0	0	0	0	0	0
Dec 01, 201	at Minnesota	2-2	0	0	0	5	1.52	-2	0-0	0	0	0	0	0	0	0	0	0
Dec 28, 201	MERCYHURST	3-1	0	0	0	5	1.32	-1	1-2	0	0	0	0	0	0	0	0	1
Dec 29, 201	MERCYHURST	5-4	1	1	2	3	1.46	+1	0-0	0	0	0	0	0	0	0	0	0
Jan 04, 201	at Michigan State	7-7	0	0	0	1	1.43	-1	0-0	0	0	0	0	0	0	0	0	0
Jan 05, 201	at Michigan State	6-0	1	1	2	5	1.49	+1	1-2	0	0	0	0	1	0	0	0	0
Jan 11, 201	MICHIGAN	1-2	0	0	0	2	1.43	0	1-2	0	0	0	0	0	0	0	0	0
Jan 12, 201	MICHIGAN	4-2	1	0	1	2	1.57	+1	0-0	0	0	1	0	0	0	0	1	0
Jan 18, 201	at Penn State	4-1	1	0	1	1	1.73	+1	1-2	0	0	0	0	0	0	0	0	0
Jan 19, 201	at Penn State	6-4	0	1	1	4	1.61	-1	0-0	0	0	0	0	0	0	0	0	1
Feb 01, 201	NOTRE DAME	4-2	0	0	0	1	1.58	+1	1-2	0	0	0	0	0	0	0	0	1
Feb 02, 201	NOTRE DAME	2-0	0	0	0	3	1.50	0	0-0	0	0	0	0	0	0	0	0	0
Feb 08, 201	at Wisconsin	2-1	0	0	0	0	1.50	0	0-0	0	0	0	0	0	0	0	0	1
Feb 09, 201	at Wisconsin	4-1	0	0	0	4	1.41	0	0-0	0	0	0	0	0	0	0	0	1
Feb 15, 201	MINNESOTA	3-4	0	2	2	0	1.41	+1	0-0	0	0	0	0	0	0	0	0	0
Feb 16, 201	MINNESOTA	3-4	1	0	1	1	1.54	+1	0-0	0	0	0	0	0	0	0	0	0
Feb 22, 201	at Michigan	2-4	0	0	0	3	1.47	-1	1-2	0	0	0	0	0	0	0	0	0
Feb 23, 201	at Michigan	3-3	0	0	0	2	1.43	-1	1-2	0	0	0	0	0	0	0	0	0
Mar 01, 201	MICHIGAN STATE	5-1	1	1	2	2	1.53	+3	0-0	0	0	0	0	0	0	0	0	1
Mar 02, 201	MICHIGAN STATE	2-3	0	0	0	3	1.47	0	1-2	0	0	0	0	0	0	0	0	0
TOTALS	11	10	21	75	147	11-22	+8	1	0	2	3	0	0	1	1	0	0	17

Games played: 33
 Shots per game: 2.27; Goals per game: 0.33
 Assists per game: 0.30; Points per game: 0.64

2018-19 (Freshman Season)

- Made Ohio State debut Oct. 20 vs. UMass

CAREER STATS

SEASON	GP	G	A	P	Shots	P-PIM	+/-	PP	SH	GW	BLK
2018-19	4	0	0	0	0	0-0	0	0	0	0	0
TOTALS	4	0	0	0	0	0-0	0	0	0	0	0

#19 Matthew Jennings

Date	Opponent	Score	G	A	Pts	Sh	Sh%	+/-	Pen	Min	PP	SH	EN	GW	GT	Hat	UA	Blk
Oct 20, 201	UMASS	3-1	0	0	0	0	0.000	0	0-0	0	0	0	0	0	0	0	0	0
Oct 27, 201	at BGSU	2-2	0	0	0	0	0.000	0	0-0	0	0	0	0	0	0	0	0	0
Nov 16, 201	WISCONSIN	4-0	0	0	0	0	0.000	0	0-0	0	0	0	0	0	0	0	0	0
Jan 12, 201	MICHIGAN	4-2	0	0	0	0	0.000	0	0-0	0	0	0	0	0	0	0	0	0
TOTALS			0	0	0	0	0.000	0	0-0	0	0	0	0	0	0	0	0	0

Games played: 4
 Shots per game: 0.00; Goals per game: 0.00
 Assists per game: 0.00; Points per game: 0.00

8 DAKOTA JOSHUA

Forward | Senior
 Dearborn, Mich.
 Sioux Falls Stampede (USHL)
 Major: Sport Industry
 NHL Draft: Toronto '14 (5th Round)



25 BRENDON KEARNEY

Forward | Senior
 Northville, Mich.
 Chicago Steel (USHL)
 Major: Finance



Career Highlights

- 2018 B1G Preseason Player to Watch
- 2018 NCAA Midwest Regional All-Tournament Team
- Honorable Mention All-B1G in 2017
- Ohio State Scholar-Athlete and Academic All-Big Ten

2018-19

- 9-13-22 line on the year; Points in 9 of his last 14 games (5g, 8a, 13p); t-4th on team in goals
- Assist 2/16 vs. Minnesota was career point 100
- Scored two PPG at Penn State 1/19
- Two gamewinning goals, with both coming in the third period when the game was tied
- Two points (1g, 1a) in each game at MSU 1/4-5
- 3 assists in series vs. Mercyhurst 12/27-29, with 2 in game two
- Broke 2-2 tie with 2:17 left in third period vs. Penn State 11/24 en route to 5-2 win
- Scored third-period gamewinner in 1-0 win at Colgate 11/10

CAREER SINGLE-GAME HIGHS

Goals 2 (4x) 1/19/19 at Penn State
 2/23/18 vs. Wisconsin
 1/6/18 at Michigan State
 2/11/17 vs. Minnesota
 Assists 3 2/24/17 vs. Michigan
 Points 3 2/24/17 vs. Michigan
 11/5/16 at Robert Morris
 PIM 25 2/8/19 at Wisconsin
 +/- +4 2/23/18 vs. Wisconsin
 Shots 9 11/17/18 vs. Wisconsin
 Blocks 3 3x, last 3/24/18 vs. Princeton
 Multiple Pt Games 23 (21 2P, 2 3P)
 Multiple Asst Games 9 (8 2A, 1 3A)
 Point Streak 5 games (2x, last 12/28/18-1/11/19, 2g, 6a, 8p)

CAREER STATS

SEASON	GP	G	A	P	Shots	P-PIM	+/-	PP	SH	GW	BLK
2015-16	29	5	12	17	52	14-50	+1	2	0	0	9
2016-17	33	12	23	35	92	21-58	+5	4	0	2	11
2017-18	34	15	11	26	104	16-32	+3	6	0	3	16
2018-19	30	9	13	22	101	19-65	+6	4	0	2	10
TOTALS	126	41	59	100	349	70-205	+15	16	0	7	46

Career Highlights

- Two-time Academic All-Big Ten
- Three-time OSU Scholar-Athlete (2016-17)
- Bucks Go Pro intern

2018-19

- Career-high 7 goals, adding 4 assists for 11 points through first 34 games
- Goal at Michigan 2/24
- Scored in final second vs. Notre Dame 2/1 to seal win
- Two assists vs. Mercyhurst 12/28
- Tallied shorthanded empty net goal vs. Penn State 11/24 (second career SHG)
- Scored twice vs. Wisconsin 11/16 for first career multiple-goal game
- Tallied at Minnesota 12/1 and at MSU 1/5

CAREER SINGLE-GAME HIGHS

Goals 2 11/16/18 vs. Wisconsin
 Assists 2 (4x) 12/28/18 vs. Mercyhurst
 2/24/18 vs. Wisconsin
 1/6/17 vs. Penn State
 11/5/16 at Robert Morris
 Points 2 (9x) last 12/28/18 vs. Mercyhurst
 Shots 5 11/4/17 vs. Notre Dame
 +/- +3 2/10/18 at Notre Dame
 PIM 17 1/17/16 at Michigan
 Blocks 3 2x, last 10/6/17 at Wisconsin
 Multiple-Point Games 9 (1 2g, 4 2a, 4 1g/1a)
 Point Streak 4 games 2/27/16-3/11/16 (3g, 3a, 6p)

CAREER STATS

SEASON	GP	G	A	P	Shots	P-PIM	+/-	PP	SH	GW	BLK
2015-16	27	4	5	9	32	4-22	+4	0	0	1	10
2016-17	33	3	7	10	28	6-12	-2	0	1	0	19
2017-18	41	5	13	18	56	3-6	+14	0	1	1	27
2018-19	34	7	4	11	50	2-4	-2	0	1	0	29
TOTALS	135	19	29	48	166	15-44	+14	0	2	2	85

#25 Brendon Kearney

Date	Opponent	Score	G	A	Pts	Sh	Sh%	+/-Pen/Min	PP	SH	EN	GW	GT	Hat	UA	Blk
Oct 12, 201	at Arizona State	3-2	0	0	0	1	0.00	0-0-0	0	0	0	0	0	0	0	0
Oct 13, 201	at Arizona State	3-0	0	0	0	2	0.00	0-0-0	0	0	0	0	0	0	0	0
Oct 19, 201	UMASS	3-6	0	0	0	2	0.00	-2-0-0	0	0	0	0	0	0	0	0
Oct 20, 201	UMASS	3-1	0	0	0	0	0.00	0-0-0	0	0	0	0	0	0	0	0
Oct 26, 201	BGSU	2-2	0	0	0	2	0.00	0-0-0	0	0	0	0	0	0	0	0
Oct 27, 201	at BGSU	2-2	0	0	0	2	0.00	0-0-0	0	0	0	0	0	0	0	0
Nov 02, 201	at Notre Dame	1-0	0	0	0	0	0.00	0-0-0	0	0	0	0	0	0	0	0
Nov 03, 201	at Notre Dame	1-2	0	0	0	6	0.00	0-1-2	0	0	0	0	0	0	0	0
Nov 09, 201	at Colgate	3-0	0	1	1	2	0.74	+1-0-0	0	0	0	0	0	0	0	0
Nov 10, 201	at Colgate	1-0	1	0	1	3	1.00	+1-0-0	0	0	0	1	0	0	0	0
Nov 16, 201	WISCONSIN	4-0	0	1	1	3	0.91	0-2-4	0	0	0	0	0	0	0	0
Nov 17, 201	WISCONSIN	3-1	0	2	2	3	1.11	+2-0-0	0	0	0	0	0	0	0	0
Nov 23, 201	PENN STATE	3-4	0	0	0	2	0.91	0-0-0	0	0	0	0	0	0	0	0
Nov 24, 201	PENN STATE	5-2	1	0	1	3	1.20	+2-0-0	0	0	1	1	0	0	0	0
Nov 30, 201	at Minnesota	2-2	0	0	0	1	1.15	0-0-0	0	0	0	0	0	0	0	0
Dec 01, 201	at Minnesota	2-2	1	0	1	1	1.48	+1-0-0	0	0	0	0	0	0	0	0
Dec 28, 201	MERCYHURST	3-1	0	2	2	2	1.38	0-0-0	0	0	0	0	0	0	0	0
Dec 29, 201	MERCYHURST	5-4	0	0	0	1	1.33	-1-0-0	0	0	0	0	0	0	0	0
Jan 04, 201	at Michigan State	7-7	0	0	0	0	1.33	-2-0-0	0	0	0	0	0	0	0	0
Jan 05, 201	at Michigan State	6-0	1	0	1	3	1.52	+1-0-0	0	0	0	0	0	0	0	0
Jan 11, 201	MICHIGAN	1-2	0	0	0	1	1.47	-1-0-0	0	0	0	0	0	0	0	0
Jan 12, 201	MICHIGAN	4-2	0	0	0	1	1.43	-1-0-0	0	0	0	0	0	0	0	0
Jan 18, 201	at Penn State	4-1	0	0	0	4	1.28	0-0-0	0	0	0	0	0	0	0	0
Jan 19, 201	at Penn State	6-4	0	0	0	1	1.33	-2-0-0	0	0	0	0	0	0	0	0
Feb 01, 201	NOTRE DAME	4-2	1	0	1	1	1.46	+1-0-0	0	0	0	0	0	1	0	0
Feb 02, 201	NOTRE DAME	2-0	0	0	0	0	1.46	0-0-0	0	0	0	0	0	0	0	0
Feb 08, 201	at Wisconsin	2-1	0	1	1	3	1.36	0-0-0	0	0	0	0	0	0	0	0
Feb 09, 201	at Wisconsin	4-1	0	0	0	0	1.36	+2-1-2	0	0	0	0	0	0	0	0
Feb 15, 201	MINNESOTA	3-4	0	0	0	1	1.33	-2-0-0	0	0	0	0	0	0	0	0
Feb 16, 201	MINNESOTA	3-4	0	0	0	0	1.33	-2-0-0	0	0	0	0	0	0	0	0
Feb 22, 201	at Michigan	2-4	0	0	0	0	1.33	-1-0-0	0	0	0	0	0	0	0	0
Feb 23, 201	at Michigan	3-3	1	0	1	4	1.43	+1-0-0	0	0	0	0	0	0	0	0
Mar 01, 201	MICHIGAN STATE	5-1	0	0	0	1	1.40	0-0-0	0	0	0	0	0	0	0	0
Mar 02, 201	MICHIGAN STATE	2-3	0	0	0	0	1.40	0-0-0	0	0	0	0	0	0	0	0
TOTALS	7	4	11	50	140	-2	-2-4	0	1	2	0	0	0	0	0	29

Games played: 34
 Shots per game: 1.47; Goals per game: 0.21
 Assists per game: 0.12; Points per game: 0.32

Games played: 30
 Shots per game: 3.37; Goals per game: 0.30
 Assists per game: 0.43; Points per game: 0.73


30 SEAN ROMEO

Goalie | Redshirt Senior
Cary, N.C.
Maine (HE)/Youngstown Phantoms (USHL)
Major: Accounting



23 MICHAEL ROUNDS

Defenseman | Sophomore
Mt. Pleasant, Mich.
Des Moines Buccaneers (USHL)
Major: Management & Industry Exploration



Career Highlights

- Senior CLASS Award Top 15 Candidate
- Mike Richter Award Watch List entering 2018-19
- 2018 Second Team All-Big Ten
- 2018 NCAA Midwest Regional Most Outstanding Player
- NCAA Elite 90 winner (2018), Academic All-Big Ten, two-time Ohio State Scholar-Athlete
- 5 career shutouts to tie for fifth in program history
- Made 50th career start as a Buckeye 2/1 vs. Notre Dame

2018-19

- Has 17 starts, with 2.58 goals-against average and .902 save percentage; Has allowed 2 or fewer goals in 10 games; 3 shutouts
- In B1G games, had 5-5-2 record, with 2.48 gaa and .909 sv% (2nd in gaa, 4th in sv%)
- Allowed just 1 goal on 25 shots at Penn State 1/18
- School-record three shutouts in a row; Set school record shutout streak of 204:27 (ended 11/23 vs. PSU)
- B1G Second Star of the Week after 23-save shutout at Notre Dame 11/2
- Posted second-straight shutout with 19 saves at Colgate 11/9
- B1G Third Star of the Week after 32-save shutout vs. Wisconsin 11/9

OHIO STATE HIGHS

Saves, Game 39 (2x) 11/23/18 vs. Penn State
2/10/18 at Notre Dame
Shutout Streak 204:27 11/2-23/18 (school record)

CAREER SINGLE-GAME HIGHS

Saves, Game 40 1/29/15 vs. Vermont*

CAREER SHUTOUTS (5)

- 11/16/18 vs. Wisconsin (32 saves)
- 11/9/18 at Colgate (19 saves)
- 10/21/17 at UMass (23 saves)
- 1/26/18 vs. Michigan (32 saves)
- 11/2/18 at Notre Dame (23 saves)
- 11/9/18 at Colgate (19 saves)

CAREER STATS

	GP/GS	MIN	GA	GAA	Svs	Svpct	W-L-T
2014-15*	23/21	1262:30	64	3.04	589	.902	7-13-1
2015-16*	2/0	52:49	2	2.27	28	.933	0-0-0
2017-18	37/37	2213:15	76	2.06	959	.927	22-10-5
2018-19	17/17	975:49	42	2.58	388	.902	8-7-2
OSU Total	54/54	3189:04	118	2.22	1347	.919	30-17-7
TOTAL	70/75	4504:23	184	2.45	1964	.914	37-30-8

Ohio State Men's Hockey 2018-19
Ohio State Individual Game-by-Game (as of Mar 02, 2019)
All games

Date	Opponent	Score	Minutes	GAA	Avg	Saves	Save%	W	L	T	PP	SH	EN	PN	SO
Oct 12, 201	at Arizona State	3-2	60:00	2	2.00	24	.923	1	0	0	1	0	0	0	0
Oct 19, 201	UMASS	3-6	58:57	5	3.53	21	.865	1	1	0	2	0	0	0	0
Oct 26, 201	BGSU	2-8	11:24	4	5.06	4	.817	1	2	0	2	1	0	0	0
Nov 02, 201	at Notre Dame	1-0	60:00	0	3.47	23	.867	2	2	0	0	0	0	0	0
Nov 09, 201	at Colgate	3-0	60:00	0	2.64	19	.892	3	2	0	0	0	0	0	0
Nov 16, 201	WISCONSIN	4-0	60:00	0	2.13	32	.918	4	2	0	0	0	0	0	0
Nov 23, 201	PENN STATE	3-4	58:10	4	2.44	39	.915	4	3	0	2	0	0	0	0
Nov 30, 201	at Minnesota	2-2	64:48	2	2.35	15	.912	4	3	1	1	1	0	0	0
Dec 28, 201	MERCYHURST	3-1	59:48	1	2.19	20	.916	5	3	1	0	0	0	0	0
Jan 04, 201	at Michigan State	7-7	65:00	7	2.69	29	.900	5	3	2	2	0	0	0	0
Jan 11, 201	MICHIGAN	1-2	58:44	2	2.63	29	.904	5	4	2	0	0	0	0	0
Jan 18, 201	at Penn State	4-1	59:52	1	2.48	24	.909	6	4	2	1	0	0	0	0
Feb 01, 201	NOTRE DAME	4-2	60:00	2	2.44	27	.911	7	4	2	1	0	0	0	0
Feb 08, 201	at Wisconsin	2-1	64:50	1	2.32	20	.913	8	4	2	0	0	0	0	0
Feb 15, 201	MINNESOTA	3-4	58:48	4	2.44	19	.908	8	5	2	1	0	0	0	0
Feb 22, 201	at Michigan	2-4	58:50	4	2.55	21	.904	8	6	2	1	0	0	0	0
Mar 02, 201	MICHIGAN STATE	2-3	56:38	3	2.58	22	.902	8	7	2	1	0	0	0	0
			975:49	42	2.58	388	.902	8	7	2	15	2	0	0	0

Career Highlights

- Ohio State Scholar-Athlete

CAREER SINGLE-GAME HIGHS

Assists 1 2x, last 12/30/17 vs. Niagara
Points 1 2x, last 12/30/17 vs. Niagara
Shots 2 2x, last 1/5/18 at Michigan State
+/- +2 12/30/17 vs. Niagara
Blocks 2 2x, last 12/30/17 vs. Niagara

CAREER STATS

SEASON	GP	G	A	P	Shots	P-PIM	+/-	PP	SH	GW	BLK
2017-18	5	0	2	2	4	0-0	+1	0	0	0	5
TOTALS	5	0	2	2	4	0-0	+1	0	0	0	5


11 KAMIL SADLOCHA

Forward | Freshman
 Carpentersville, Ill.
 Madison Capitols (USHL)
 Major: Management and Industry Exploration



29 GUSTAF WESTLUND

Forward | Freshman
 Stockholm, Sweden
 Lincoln Stars (USHL)
 Major: Economics



2018-19

- 4th on team with 14 assists and 8th with 19 points; has played in 23 games, missing last nine games with injury; point in 13 of his last 21 games
- 5-10-15 line in B1G games to rank t-2nd in points among freshmen; In all games is t-4th among B1G freshmen in scoring
- 5 points in sweep at Penn State 1/18-19, with 3 goals and 2 assists; 2 goals in game one and 1-2-3 line in game two
- First two career goals and an assist for career-best three points at Michigan State 1/4
- Three assists in series vs. Wisconsin 11/16-17; 2 helpers in first game for first career multiple-point outing
- Assist vs. UMass 10/19 for first career point

OHIO STATE CAREER SINGLE-GAME HIGHS

Goals	2 (2x)	1/18/19 at Penn State 1/4/19 at Michigan State
Assists	2 (2x)	1/19/19 at Penn State 11/16/18 vs. Wisconsin
Points	3 (2x)	1/19/19 at Penn State (1g, 2a) 1/4/19 at Michigan State (2g, 1a)
Shots	9	1/4/19 at Michigan State
+/-	+2	2x, last 1/4/19 at Michigan State
PIM	4 (3x)	last 11/16/18 vs. Wisconsin
Blocks	2	10/26/18 vs. Bowling Green
Multiple Point Games	4 (2 2p, 2 3p)	

CAREER STATS

SEASON	GP	G	A	P	Shots	P-PIM	+/-	PP	SH	GW	BLK
2018-19	23	5	14	19	86	12-24	+4	3	0	1	8
TOTALS	23	5	14	19	86	12-24	+4	3	0	1	8

#29 Gustaf Westlund

Date	Opponent	Score	G	A	Pts	Sh	Sh%	+/-	Pen-Min	PP	SH	EN	GW	GT	Hat	UA	Blk
Oct 12, 201	at Arizona State	3-2	0	0	0	5	0.00	0	0-0	0	0	0	0	0	0	0	1
Oct 13, 201	at Arizona State	3-0	0	0	0	2	0.00	0	2-4	0	0	0	0	0	0	0	0
Oct 19, 201	UMASS	3-6	0	1	1	2	0.00	0	1-2	0	0	0	0	0	0	0	0
Oct 20, 201	UMASS	3-1	0	0	0	4	0.00	0	0-0	0	0	0	0	0	0	0	0
Oct 26, 201	BGSU	2-8	0	1	1	3	0.00	-1	0-0	0	0	0	0	0	0	0	2
Oct 27, 201	at BGSU	2-2	0	0	0	1	0.00	0	2-4	0	0	0	0	0	0	0	1
Nov 02, 201	at Notre Dame	1-0	0	1	1	3	0.00	0	0-0	0	0	0	0	0	0	0	0
Nov 03, 201	at Notre Dame	1-2	0	0	0	1	0.00	0	0-0	0	0	0	0	0	0	0	0
Nov 09, 201	at Colgate	3-0	0	1	1	4	0.00	+2	0-0	0	0	0	0	0	0	0	0
Nov 10, 201	at Colgate	1-0	0	0	0	6	0.00	0	1-2	0	0	0	0	0	0	0	0
Nov 16, 201	WISCONSIN	4-0	0	2	2	2	0.00	0	2-4	0	0	0	0	0	0	0	0
Nov 17, 201	WISCONSIN	3-1	0	1	1	6	0.00	0	1-2	0	0	0	0	0	0	0	0
Nov 23, 201	PENN STATE	3-4	0	1	1	3	0.00	0	0-0	0	0	0	0	0	0	0	0
Nov 24, 201	PENN STATE	5-2	0	1	1	5	0.00	+1	0-0	0	0	0	0	0	0	0	1
Nov 30, 201	at Minnesota	2-2	0	0	0	2	0.00	0	0-0	0	0	0	0	0	0	0	0
Dec 01, 201	at Minnesota	2-2	0	1	1	4	0.00	0	1-2	0	0	0	0	0	0	0	0
Dec 28, 201	MERCYHURST	3-1	0	0	0	4	0.00	0	1-2	0	0	0	0	0	0	0	1
Dec 29, 201	MERCYHURST	5-4	0	1	1	7	0.00	0	0-0	0	0	0	0	0	0	0	0
Jan 04, 201	at Michigan State	7-7	2	1	3	9	.222	+2	0-0	1	0	0	0	0	0	0	1
Jan 05, 201	at Michigan State	6-0	0	0	0	0	.027	0	0-0	0	0	0	0	0	0	0	0
Jan 18, 201	at Penn State	4-1	2	0	2	6	.051	+1	0-0	1	0	0	0	0	0	0	0
Jan 19, 201	at Penn State	6-4	1	2	3	5	.060	0	1-2	1	0	0	1	0	0	0	0
Feb 01, 201	NOTRE DAME	4-2	0	0	0	2	.058	-1	0-0	0	0	0	0	0	0	0	0
			5	14	19	86	.058	+4	12-24	3	0	0	1	0	0	0	8

Games played: 23
 Shots per game: 3.74; Goals per game: 0.22
 Assists per game: 0.61; Points per game: 0.83

10 JOHN WIITALA

Forward | Senior
 Lakeville, Minn.
 Waterloo Black Hawks (USHL)
 Major: Finance



Career Highlights

- Two-time Academic All-Big Ten
- Three-time OSU Scholar-Athlete (2016-17)
- Traveled to Puerto Rico for service-learning trip in Summer 2018 with group from the Ohio State Department of Athletics

2018-19

- Has played in all 34 games, with 8-8-16 line and +8 mark; Enters postseason on 3-game point streak (2g, 2a, 4p)
- 2 points, with PPG and an assist, at Michigan 2/23
- Scored on the power play in the third period at Wisconsin 2/8 to tie game at 1 (in eventual 2-1 OT win)
- Won faceoff that led to 3rd period insurance goal vs. Notre Dame 2/2
- Two points, with a PPG and an assist, at Michigan State 1/5
- Goal at Minnesota 11/30 and vs. Michigan State 3/1
- Set up third-period gamewinner at Colgate 11/10
- Goal in game one, assist (on third period gamewinner) in game two vs. Penn State 11/23-24

CAREER SINGLE-GAME HIGHS

Goals 2 11/5/16 at Robert Morris
 Assists 2 12/3/16 at Minnesota
 Points 2 7x, last 2/23/19 at Michigan
 Shots 7 1/13/17 vs. Arizona State
 PIM 4 12/28/18 vs. Mercyhurst
 +/- +3 12/3/16 at Minnesota
 Blocks 3 1/21/17 at Penn State
 Pt Streak 7 games 10/21/16-11/11/16, 4G, 4A, 8P

CAREER STATS

SEASON	GP	G	A	P	Shots	P-PIM	+/-	PP	SH	GW	BLK
2015-16	32	11	7	18	49	4-8	+3	4	0	3	10
2016-17	39	10	9	19	79	7-14	+13	3	0	2	17
2017-18	41	8	11	19	84	3-6	+3	2	0	0	12
2018-19	34	8	8	16	61	7-14	+8	4	0	0	13
TOTALS	146	37	35	72	273	21-42	+27	13	0	5	52

#10 John Wiitala

Date	Opponent	Score	G	A	Pts	Sh	Sh%	+/-	Pen-Min	PP	SH	EN	GW	GT	Hat	UA	BK
Oct 12, 201	at Arizona State	3-2	0	0	0	2	.000	-1	1-2	0	0	0	0	0	0	0	1
Oct 13, 201	at Arizona State	3-0	0	1	1	0	.000	+2	0-0	0	0	0	0	0	0	0	1
Oct 19, 201	UMASS	3-6	0	0	0	0	.000	0	0-0	0	0	0	0	0	0	0	0
Oct 20, 201	UMASS	3-1	0	0	0	2	.000	+1	0-0	0	0	0	0	0	0	0	1
Oct 26, 201	BGSU	2-8	1	0	1	2	.167	-1	0-0	1	0	0	0	0	0	0	0
Oct 27, 201	at BGSU	2-2	0	0	0	0	.167	0	0-0	0	0	0	0	0	0	0	0
Nov 02, 201	at Notre Dame	1-0	0	0	0	1	.143	0	0-0	0	0	0	0	0	0	0	0
Nov 03, 201	at Notre Dame	1-2	0	0	0	4	.091	0	0-0	0	0	0	0	0	0	0	0
Nov 09, 201	at Colgate	5-2	0	1	1	0	.087	0	0-0	3	.071	0	0	0	0	0	0
Nov 10, 201	at Colgate	1-0	0	1	1	3	.059	+1	0-0	0	0	0	0	0	0	0	0
Nov 16, 201	WISCONSIN	4-0	0	0	0	2	.053	+1	0-0	0	0	0	0	0	0	0	1
Nov 17, 201	WISCONSIN	3-1	0	0	0	1	.050	+1	0-0	0	0	0	0	0	0	0	0
Nov 23, 201	PENN STATE	3-4	1	0	1	3	.087	0	0-0	0	0	0	0	0	0	0	2
Nov 24, 201	PENN STATE	5-2	0	1	1	0	.087	+1	0-0	0	0	0	0	0	0	0	0
Nov 30, 201	at Minnesota	2-2	1	0	1	4	.111	0	0-0	0	0	0	0	0	0	0	0
Dec 01, 201	at Minnesota	2-2	0	0	0	1	.107	0	0-0	0	0	0	0	0	0	0	0
Dec 28, 201	MERCYHURST	3-1	0	0	0	0	.107	0	2-4	0	0	0	0	0	0	0	1
Dec 29, 201	MERCYHURST	5-4	0	1	1	2	.100	+1	0-0	0	0	0	0	0	0	0	0
Jan 04, 201	at Michigan State	7-7	0	0	0	3	.091	0	0-0	0	0	0	0	0	0	0	0
Jan 05, 201	at Michigan State	6-0	1	1	2	2	.114	+1	0-0	1	0	0	0	0	0	0	0
Jan 11, 201	MICHIGAN	1-2	0	0	0	2	.108	0	0-0	0	0	0	0	0	0	0	0
Jan 12, 201	MICHIGAN	4-2	0	0	0	1	.105	0	0-0	0	0	0	0	0	0	0	0
Jan 18, 201	at Penn State	4-1	0	0	0	1	.103	0	0-0	0	0	0	0	0	0	0	0
Jan 19, 201	at Penn State	6-4	0	0	0	1	.100	-2	0-0	0	0	0	0	0	0	0	1
Feb 01, 201	NOTRE DAME	4-2	0	0	0	3	.093	0	0-0	0	0	0	0	0	0	0	0
Feb 02, 201	NOTRE DAME	2-0	0	1	1	0	.093	+1	1-2	0	0	0	0	0	0	0	1
Feb 08, 201	at Wisconsin	2-1	1	0	1	3	.109	-1	0-0	1	0	0	0	0	0	0	1
Feb 09, 201	at Wisconsin	4-1	0	0	0	1	.106	0	1-2	0	0	0	0	0	0	0	0
Feb 15, 201	MINNESOTA	3-4	1	0	1	2	.122	+2	1-2	0	0	0	0	0	0	0	2
Feb 16, 201	MINNESOTA	3-4	0	0	0	2	.118	-1	0-0	0	0	0	0	0	0	0	0
Feb 22, 201	at Michigan	2-4	0	0	0	3	.111	-1	0-0	0	0	0	0	0	0	0	0
Feb 23, 201	at Michigan	3-3	1	1	2	3	.123	+1	0-0	1	0	0	0	0	0	0	1
Mar 01, 201	MICHIGAN STATE	5-1	1	0	1	2	.136	+1	0-0	0	0	0	0	0	0	0	0
Mar 02, 201	MICHIGAN STATE	2-3	0	1	1	2	.131	+1	1-2	0	0	0	0	0	0	0	0
Totals			8	8	16	61	.131	+8	7-14	4	0	0	0	0	0	0	13

Games played: 34
 Shots per game: 1.79; Goals per game: 0.24
 Assists per game: 0.24; Points per game: 0.47

2018-19 Box Scores

GAME 5: NO. 15 BOWLING GREEN 8, NO. 4 OHIO STATE 2

Hockey Game Box Score (Final)
#15 BGSU vs #4 OSU (Oct 26, 2018 at Columbus, Ohio)

BGSU (5-1-0) vs. OSU (3-2-0)
Date: Oct 26, 2018 • Location: Columbus, Ohio • Arena: Value City Arena
Attendance: 5871 • Start time: 7:05 pm • End time: 9:25 pm • Total time: 2:20

Prd	Time	Team	Scored by	Assists	Vis. on ice	Home on ice	Goals by Period										
Team	1	2	3	Tot													
1	1st 02:19	BGSU	PP JOHNSON, Max/4	BAYLIS, Stephen	13,10,20,22,28	21,3,7,26	OSU 4 3 1 8										
2	1st 04:13	BGSU	EV CRAGGS, Lukas/4	SCHNEIDER, Taylor/2	22,11,13,23	72,61,3,10,8	OSU 0 0 2 2										
3	1st 05:59	BGSU	SH SCHILLING, John/2	BAYLIS, Stephen/5	29,13,23,4	7,8,26,72,5											
4	1st 11:24	BGSU	PP JOHNSON, Max/5	THEOCHARIDIS, Tim	FORD, Connor/5	10,20,23,13,28											
5	2nd 06:35	BGSU	PP WRIGHT, Cameron/3	RAUHAUSER, Alex/7	16,12,27,22,11	7,10,3,16											
6	2nd 07:04	BGSU	EV BARBER, Alex/1	THEOCHARIDIS, Tim	LINKENHELD, Case	6,3,8,14,17	15,5,9,50,40										
7	2nd 17:06	BGSU	PP JOHNSON, Max/6	KRUISE, Brandon/2	10,28,24,13	14,25,24,3											
8	3rd 06:07	OSU	EV Mason Jobst/3	Carson Meyer/2	4,11,13,16,23	26,72,15,50,7											
9	3rd 06:54	OSU	PP John Witala/1	Freddy Gerard/1	Gustaf Westlund/2	12,13,22,27	10,29,81,5,40										
10	3rd 11:37	BGSU	SH BAYLIS, Stephen/5		13,23,4	29,8,72,26,50											
TEAM SUMMARY																	
# BGSU	G	A	Pi	Sh +/-	BI	# OSU	G	A	Pi	Sh +/-	BI						
3	MUSSER, Carson	0	0	0	+1	2	Sasha Larocque	0	0	0	-1						
4	MCDONALD, Connor	0	0	0	+1	2	Gordy Meyer	0	1	0	-2						
5	SMITH, Adam	0	2	0	0	0	7 Wyatt Ege	0	0	2	0						
6	BARBER, Alex	1	0	2	1	+2	8 Dakota Joshua	0	0	4	-3						
8	LETOURNEAU, Fr	0	0	0	+1	0	9 Tanner Laczynski	0	0	2	-1						
10	JOHNSON, Max	3	0	4	0	0	10 John Witala	1	0	2	-1						
11	SCHNEIDER, Tay	0	1	2	0	0	14 Austin Pooley	0	0	2	0						
12	POHLKAMP, Chri	0	1	0	0	3	15 Freddy Gerard	0	1	0	4						
13	BAYLIS, Stephen	1	2	0	1	+2	16 Quinn Preston	0	0	3	0						
14	WELLS, Justin	0	2	0	+1	0	20 Collin Peters	0	0	2	-1						
16	WRIGHT, Camer	1	0	3	-1	0	21 Eugene Fadyeve	0	0	0	0						
17	LINKENHELD, Ca	0	1	0	1	+1	24 Ryan O'Connell	0	0	2	0						
20	FORD, Connor	0	1	2	0	3	25 Brendon Kearne	0	0	2	0						
22	CRAGGS, Lukas	0	0	0	+1	0	26 Ronnie Hein	0	0	1	0						
23	RAUHAUSER, Ale	0	3	0	+2	1	28 Gustaf Westlund	0	1	0	-2						
25	CRAGGS, Sam	0	0	0	2	0	40 Ronnie Hein	0	0	1	-1						
27	THEOCHARIDIS,	0	2	0	1	2	50 Matt Miller	0	0	2	-1						
28	KRUISE, Brandon	0	1	0	2	0	51 Grant Gabriele	0	0	0	-2						
29	SCHILLING, Joh	1	0	2	1	+1	72 Carson Meyer	0	1	2	0						
31	DOP, Eric						T TEAM	0	0	0	0						
Totals							8	12	16	28	+1	10		2	4	16	33

# BGSU	Dec	Min	GA	1	2	3	Saves	# OSU	Dec	Min	GA	1	2	3	Saves		
35	BEDNARD, Ryan	W	60:00	2	11	3	17	31	30	Sean Romeo	L	11:24	4	4	0	0	
									37	Tommy Nappier	L	15:40	2	3	2	5	
									31	Evan Moyses	L	32:56	2	0	2	9	11

Prd	Player	Team	Min	Offense	Time	Prd	Player	Team	Min	Offense	Time
1st	Carson Meyer	OSU	2:00	Hooking	01:31	2nd	Dakota Joshua	OSU	2:00	Cross-Checking	16:33
1st	FORD, Connor	BGSU	2:00	Delay Of Game	05:18	2nd	SCHILLING, John	BGSU	2:00	Slashing	19:37
1st	CRAGGS, Lukas	BGSU	2:00	Tripping	06:26	3rd	BARBER, Alex	BGSU	2:00	High Sticking	02:43
1st	Tanner Laczynski	OSU	2:00	Cross-Checking	07:32	3rd	SMITH, Adam	BGSU	2:00	Interference	06:42
1st	TEAM	OSU	2:00	Too Many Players On	10:27	3rd	CRAGGS, Lukas	BGSU	2:00	Roughing	11:25
1st	Ryan O'Connell	OSU	2:00	Slashing	12:00	3rd	SCHNEIDER, Taylor	BGSU	2:00	Slashing	11:26
2nd	Matt Miller	OSU	2:00	Hooking	05:31	3rd	Dakota Joshua	OSU	2:00	Slashing	12:18
2nd	WELLS, Justin	BGSU	2:00	Hooking	11:02	3rd	Wyatt Ege	OSU	2:00	High Sticking	13:27

Win-BEDNARD, Ryan (5-0-0). Loss-Sean Romeo (1-2-0).
OSU timeout at 14:01 of the 1st period
BGSU timeout at 9:15 of the 2nd period

GAME 7: NO. 7/9 OHIO STATE 1, NO. 5 NOTRE DAME 0

Hockey Game Box Score (Final)
#7 Ohio State vs #5 Notre Dame (Nov 02, 2018 at Notre Dame, Ind.)

Ohio State (4-2-1, 1-0-0-0 B1G) vs. Notre Dame (3-3-1, 0-1-0-0 B1G)
Date: Nov 02, 2018 • Location: Notre Dame, Ind. • Arena: Compton Family Arena
Attendance: 4595 • Start time: 7:35 PM • End time: 9:53 PM • Total time: 2:18

Prd	Time	Team	Scored by	Assists	Vis. on ice	Home on ice	Goals by Period							
Team	1	2	3	Tot										
1	1st 08:59	OSU	PP Mason Jobst/4	Wyatt Ege/3	26,7,29,72,8	22,28,5,18	OSU 1 0 0 1							
				Gustaf Westlund/3			ND 0 0 0 0							
TEAM SUMMARY														
# Ohio State	G	A	Pi	Sh +/-	BI	# Notre Dame	G	A	Pi	Sh +/-	BI			
3	Sasha Larocque	0	0	0	1	0	2	Nate Clurman	0	0	1	0		
5	Gordy Meyer	0	0	0	3	0	1	5	Matt Hellickson	0	0	0	0	
6	Tommy Parran	0	0	0	0	1	1	6	Tony Dello	0	0	1	0	
7	Wyatt Ege	0	1	0	0	1	1	8	Matt Steeves	0	2	1	0	
8	Dakota Joshua	0	2	1	0	0	0	11	Cal Burke	0	0	0	0	
10	John Witala	0	0	0	1	0	0	13	Colin Theisen	0	0	1	0	
14	Austin Pooley	0	0	0	0	0	0	15	Michael Graham	0	0	1	0	
15	Freddy Gerard	0	0	0	0	0	0	16	Alex Steeves	0	0	2	0	
16	Quinn Preston	0	0	0	2	2	1	17	Pierce Crawford	0	0	0	1	
17	Sam McCormick	0	0	0	0	0	0	18	Graham Sliaggett	0	0	3	0	
20	Collin Peters	0	0	6	0	0	0	19	Mike O'Leary	0	2	0	0	
21	Eugene Fadyeve	0	0	1	0	0	0	20	Jake Pivonka	0	0	0	0	
24	Ryan O'Connell	0	0	1	0	2	1	21	Joe Wegwerth	0	0	1	0	
25	Brendon Kearne	0	0	0	2	2	1	22	Andrew Peeke	0	2	0	1	
26	Mason Jobst	0	1	0	2	2	0	23	Dylan Malquist	0	0	0	0	
29	Gustaf Westlund	0	0	3	0	0	0	26	Cam Morrison	0	2	2	0	
40	Ronnie Hein	0	0	0	1	0	1	27	Bobby Nardella	0	0	5	0	
50	Matt Miller	0	0	0	0	1	1	28	Jack Jenkins	0	0	2	0	
72	Carson Meyer	0	0	0	1	1	1	33	Nick Sanford	0	2	0	1	
T	TEAM							1	Dylan St. Cyr					
37	Tommy Nappier							33	Nick Sanford					
Totals							1	2	4	23	0	16		

# Ohio State	Dec	Min	GA	1	2	3	Saves	# Notre Dame	Dec	Min	GA	1	2	3	Saves	
30	Sean Romeo	W	60:00	0	1	3	8	23	32	Cale Morris	L	59:00	1	7	10	22

Prd	Player	Team	Min	Offense	Time	Prd	Player	Team	Min	Offense	Time
1st	Mason Jobst	OSU	2:00	Tripping	00:33	1st	Matt Steeves	ND	2:00	High Sticking	13:42
1st	Dylan Malquist	ND	2:00	Cross-Checking	00:33	2nd	Dakota Joshua	OSU	2:00	Checking	01:14
1st	Mike O'Leary	ND	2:00	Roughing	08:32	2nd	Cam Morrison	ND	2:00	Elbowing	17:21

Win-Sean Romeo (2-2-0). Loss-Cale Morris (2-3-1).

GAME 6: NO. 4 OHIO STATE 2, NO. 15 BOWLING GREEN 2 OT

Hockey Game Box Score (Final)
#4 Ohio State vs #15 BGSU (Oct 27, 2018 at Bowling Green, Ohio)

Ohio State (3-2-1) vs. BGSU (5-1-1)
Date: Oct 27, 2018 • Location: Bowling Green, Ohio • Arena: Slater Ice Arena
Attendance: 5000 • Start time: 7:07 pm • End time: 9:43 • Total time: 2:36

Prd	Time	Team	Scored by	Assists	Vis. on ice	Home on ice	Goals by Period					
Team	1	2	3	Tot								
1	1st 06:45	OSU	EV Carson Meyer/4	Freddy Gerard/2	72,15,24,26,7	25,29,23,8,17	OSU 1 0 1 0					
2	1st 08:17	BGSU	EV CRAGGS, Lukas/5	Sasha Larocque/1			BGSU 0 0 2 0					
3	1st 15:10	BGSU	PP FORD, Connor/4	JOHNSON, Max/7	24,72,26,15,7	22,4,13,11,23						
4	3rd 17:02	OSU	EV Freddy Gerard/2	Mason Jobst/3	8,50,5,25	20,10,28,23,13						
TEAM SUMMARY												
# Ohio State	G	A	Pi	Sh +/-	BI	# BGSU	G	A	Pi	Sh +/-	BI	
3	Sasha Larocque	0	1	0	1	0	3	MUSSER, Carson	0	0	0	0
5	Gordy Meyer	0	0	0	2	0	4	MCDONALD, Connor	0	0	2	+1
6	Tommy Parran	0	0	0	2	0	5	SMITH, Adam	0	2	2	0
7	Wyatt Ege	0	2	0	0	1	6	BARBER, Alex	0	0	2	0
8	Dakota Joshua	0	0	1	0	0	8	LETOURNEAU, Fr	0	0	0	-1
10	John Witala	0	0	0	0	0	23	RAUHAUSER, Alex	0	2	2	0
12	Miquel Fidler	0	0	0	0	1	11	SCHNEIDER, Tay	0	0	1	+1
14	Austin Pooley	0	2	0	0	0	12	POHLKAMP, Chri	0	0	1	-1
15	Freddy Gerard	1	1	2	+1	0	13	BAYLIS, Stephen	0	0	3	+1
16	Quinn Preston	0	0	2	0	2	16	WRIGHT, Camer	0	0	4	-1
17	Sam McCormick	0	0	0	3	0	17	LINKENHELD, Ca	0	0	0	-1
19	Matthew Jennings	0	0	0	0	0	20	FORD, Connor	1	0	5	0
21	Eugene Fadyeve	0	0	0	0	1	21	DALTON, Jacob	0	0	0	0
24	Ryan O'Connell	0	0	0	1	0	22	CRAGGS, Lukas	0	0	3	+1
25	Brendon Kearne	0	0	0	0	2	23	RAUHAUSER, Alex	0	0	2	0
26	Mason Jobst	0	1	2	4	+1	25	CRAGGS, Sam	0	2	1	-1
29	Gustaf Westlund	0	4	1	0	1	27	THEOCHARIDIS,	0	0	1	-1
50	Matt Miller	0	0	2	0	2	28	KRUISE, Brandon	0	1	0	-1
72	Carson Meyer	1	1	2	3							

2018-19 Box Scores

GAME 9: NO. 7 OHIO STATE 3, COLGATE 0

Hockey Game Box Score (Final) #7 Ohio State vs Colgate (Nov 09, 2018 at Hamilton, N.Y.)

Ohio State (5-3-1 (1-1-0 B1G)) vs. Colgate (2-5-1 (0-1-1 ECAC))
Date: Nov 09, 2018 • Location: Hamilton, N.Y. • Arena: Class of 1965 Arena
Attendance: 1155 • Start time: 7:00 pm • End time: 9:20 pm • Total time: 2:20

Prd	Time	Team	Scored by	Assists	Vis. on ice	Home on ice	Goals by Period	Totals						
1.	11:37	OSU	EV Ronnie Hein/3	Gustaf Westlund/4	40,29,7,5,24	5,15,17,23,24	Team	1	2	3	Tot			
2.	19:46	OSU	EV Tanner Laczynski/3	Matt Miller/3	9,6,25,19,3	4,9,11,12,16	OSU	1	1	1	3			
3.	19:43	OSU	EN Tanner Laczynski/4	Dakota Joshua/2	9,8,50,5,25	9,11,12,15,16,2	COLG	0	0	0	0			
TEAM SUMMARY														
#	Ohio State	G	A	PI	Sh +/-	BI	#	Colgate	G	A	PI	Sh +/-	BI	
3	Sasha Larocque	0	0	0	1	+1	2	MEYER, Paul	0	0	0	1	0	
5	Gordi Myer	0	0	0	3	+1	0	3	CITRON, Ken	0	0	0	0	1
6	Tommy Parrran	0	0	0	1	+1	0	4	BROOKS, Willie	0	0	0	0	1
7	Wyatt Ege	0	0	0	4	+1	3	5	McAVOY, Paul	0	0	0	2	-1
8	Dakota Joshua	0	1	0	2	+1	0	6	CRAGI, Ross	0	0	0	0	0
9	Tanner Laczynski	2	0	0	4	+3	0	2	MCKECHNEY, Jos	0	0	0	1	0
10	John Wittala	0	0	0	3	0	0	9	McMANN, Bobby	0	0	0	0	0
12	Miguel Fidler	0	0	0	1	0	0	11	AUSTIN, Nick	0	0	2	0	-2
14	Austin Pooley	0	0	0	0	0	0	12	DAUDA, Adam	0	0	2	-2	1
15	Freddy Gerard	0	0	0	2	0	0	13	MCGUIRE, Rory	0	0	1	0	0
16	Quinn Preston	0	0	2	0	0	0	15	PANETTA, Jacob	0	0	2	3	-2
20	Collin Peters	0	0	0	2	0	1	16	LUNN, Griffin	0	0	4	0	-2
24	Ryan O'Connell	0	0	0	2	+1	3	17	SHARF, Ben	0	0	0	4	-1
25	Brendon Kearne	0	0	0	2	+1	1	21	PENNER, Tyler	0	0	0	1	-1
26	Mason Jobst	0	0	0	4	0	0	22	JEANSON, Tyler	0	0	0	2	0
29	Gustaf Westlund	1	0	0	4	+2	0	23	STEWART, Jeff	0	0	0	0	-1
40	Ronnie Hein	1	0	0	3	+2	1	24	COSGROVE, Tre	0	0	0	0	-1
50	Matt Miller	0	1	0	2	+1	1	25	TSCHUMI, Evan	0	0	1	0	0
72	Carson Meyer	0	0	0	4	0	2	29	QUILLIAN, Nick	0	0	0	0	0
37	Tommy Nappier	i						31	FARRIER, Andre	i				
Penalties - Minutes by Prd														
Prd OSU COLGATE														
1st 1-2 0-0														
2nd 0-0 2-4														
3rd 0-0 2-4														
Total 1-2 4-8														
Shots by Period														
Team 1 2 3 Tot														
OSU 15 17 12 44														
COLG 4 9 6 19														
Power Play Goals-Att (Sh)														
Prd OSU COLGATE														
1st 0-0 (0) 0-1 (0)														
2nd 0-2 (3) 0-0 (0)														
3rd 0-2 (3) 0-0 (0)														
Total 0-4 (6) 0-1 (0)														
Penalties-Minutes by Prd														
Prd OSU COLGATE														
1st 1-2 0-0														
2nd 0-0 2-4														
3rd 0-0 2-4														
Total 1-2 4-8														
Three stars:														
1. Tanner Laczynski														
2. Ronnie Hein														
3. BENSON, Mitch														
Officials:														
Referee: Robert St. Lawrence														
Referee: Cameron Lynch														
Linesman: Dmitry Antipin														
Linesman: Jim Briggs														

GOALTENDERS

#	Ohio State	Dec	Min	GA	1	2	3	Saves	#	Colgate	Dec	Min	GA	1	2	3	Saves
30	Sean Romeo	W	60:00	0	4	9	6	19	1	BENSON, Mitch	L	59:09	2	14	16	11	41
EMPTY NET																	
0:51 1 0 0 0 0																	

PENALTY SUMMARY

Prd	Player	Team	Min	Offense	Time	Prd	Player	Team	Min	Offense	Time
1st	Quinn Preston	OSU	2:30	2.Hooking	04:57	3rd	AUSTIN, Nick	COLG	2:30	2.Slashing	10:44
2nd	LUNN, Griffin	Colgat	2:30	2.Boarding	06:53	3rd	PANETTA, Jacob	Colgat	2:00	2.Roughing	12:32
2nd	LUNN, Griffin	Colgat	2:30	2.Boarding	13:56						

Win-Sean Romeo (3-2-0). Loss-BENSON, Mitch (2-4-1).

GAME 11: NO. 6 OHIO STATE 4, WISCONSIN 0

Hockey Game Box Score (Final) Wisconsin vs #6 Ohio State (Nov 16, 2018 at Columbus, Ohio)

Wisconsin (5-6-0, 1-2-0-0) vs. Ohio State (7-3-1, 2-1-0-0)
Date: Nov 16, 2018 • Location: Columbus, Ohio • Arena: Value City Arena
Attendance: 6090 • Start time: 7:05 pm • End time: 9:35 pm • Total time: 2:30

Prd	Time	Team	Scored by	Assists	Vis. on ice	Home on ice	Goals by Period	Totals						
1.	1st 19:12	OSU	PP Tanner Laczynski/5	Gustaf Westlund/5	29,10,18,25	9,26,8,7,29	Team	1	2	3	Tot			
2.	1st 19:37	OSU	EV Brendon Kearney/1	Matt Miller/3	12,13,25,2,5	25,50,5,10,40	OSU	2	1	1	4			
3.	2nd 04:30	OSU	PP Mason Jobst/6	Tanner Laczynski/4	11,10,19,23	26,9,29,7,8	Shots by Period							
4.	3rd 10:51	OSU	EV Brendon Kearney/2	Gustaf Westlund/6	20,22,12,28,6	25,17,24,7,12	Team 1 2 3 Tot							
TEAM SUMMARY														
#	Wisconsin	G	A	PI	Sh +/-	BI	#	Ohio State	G	A	PI	Sh +/-	BI	
2	Wyatt Kalynuk	0	0	12	8	-1	1	3	Sasha Larocque	0	0	0	0	2
5	Tyler Inamoto	0	0	2	1	-1	1	5	Gordi Myer	0	0	0	0	+1
6	Peter Tische	0	0	1	-1	1	1	6	Tommy Parrran	0	0	0	0	2
10	Ty Emberson	0	0	0	3	0	1	7	Wyatt Ege	0	0	0	0	+1
11	Jack Gorniak	0	0	0	0	0	0	8	Dakota Joshua	0	1	4	3	0
12	Mick Messner	0	0	1	-2	0	0	9	Tanner Laczynski	1	1	0	3	0
13	Roman Ahcan	0	0	2	-1	0	0	10	John Wittala	0	0	0	2	+1
15	Matthew Freytag	0	0	2	1	0	1	12	Miguel Fidler	0	0	0	0	+1
16	Tarek Baker	0	0	0	2	0	1	15	Freddy Gerard	0	0	0	3	0
17	Will Johnson	0	0	0	0	0	0	16	Quinn Preston	0	0	0	3	0
18	Seamus Malone	0	0	0	3	0	1	17	Sam McCormick	0	1	0	1	+1
20	K'Andre Miller	0	0	0	2	0	0	19	Matthew Jennings	0	0	0	0	0
20	Josh Ess	0	0	2	-1	0	0	24	Ryan O'Connell	0	0	0	1	+1
22	Max Zimmer	0	0	0	1	-1	0	25	Brendon Kearne	2	0	0	3	+2
24	Sean Dhooche	0	0	0	0	0	0	26	Mason Jobst	1	0	0	2	0
25	Dominick Mersch	0	0	1	-1	0	0	29	Gustaf Westlund	1	0	2	4	0
28	Jared Zirbel	0	0	1	-1	0	0	40	Ronnie Hein	0	1	2	3	+1
29	Brook Caulfield	0	0	0	1	-1	0	50	Matt Miller	0	1	0	1	+1
Totals		0	0	20	32	-10	10	72	Carson Meyer	0	2	0	0	0
Penalties - Minutes by Prd														
Prd WISCONSIN OHIO STATE														
1st 2-4 3-6														
2nd 4-8 1-2														
Total 7-14 6-12														
Three stars:														
1. None														
2. None														
3. None														
Officials:														
Referee: Anthony Czech														
Referee: Barry Pochmara														
Linesman: Nicholas Bet														
Linesman: Tom DellaFranco														

GOALTENDERS

#	Wisconsin	Dec	Min	GA	1	2	3	Saves	#	Ohio State	Dec	Min	GA	1	2	3	Saves
32	Daniel Lebedeff	L	33:28	3	8	7	0	15	30	Sean Romeo	W	60:00	0	8	10	14	32
1	Jack Berry		26:32	1	0	4	4	8	EMPTY NET								

PENALTY SUMMARY

Prd	Player	Team	Min	Offense	Time	Prd	Player	Team	Min	Offense	Time
1st	Gustaf Westlund	OSU	2:30	2.Tripping	13:35	3rd	Carson Meyer	OSU	2:30	2.Boarding	01:07
1st	Wyatt Kalynuk	UW	2:30	2.Holding	18:23	3rd	Roman Ahcan	UW	2:30	2.Cross-Checking	05:24
2nd	Matthew Freytag	UW	2:30	2.Slashing	02:56	3rd	Ronnie Hein	OSU	2:30	2.Interference	06:05
2nd	Gustaf Westlund	OSU	2:30	2.Slashing	06:54	3rd	Dakota Joshua	OSU	2:30	2.Checking From Behl	14:43
2nd	Dakota Joshua	OSU	2:30	2.Charging	13:28	3rd	K'Andre Miller	UW	2:30	2.Hooking	16:25
2nd	Tyler Inamoto	UW	2:30	2.Interference	16:40	3rd	Wyatt Kalynuk	UW	10:10	10-Minute Misconduct	16:25

Win-Sean Romeo (4-2-0). Loss-Daniel Lebedeff (3-3-0).

GAME 10: NO. 7 OHIO STATE 1, COLGATE 0

Hockey Game Box Score (Final) #7 Ohio State vs Colgate (Nov 10, 2018 at Hamilton, NY)

Ohio State (6-3-1, 1-1-0-0 B1G) vs. Colgate (2-6-1, 0-1-1 ECAC)
Date: Nov 10, 2018 • Location: Hamilton, NY • Arena: Class of 1965 Arena
Attendance: 1640 • Start time: 4:00 PM • End time: 6:15 PM • Total time: 2:15

Prd	Time	Team	Scored by	Assists	Vis. on ice	Home on ice	Goals by Period	Totals						
1.	10:08	OSU	EV Dakota Joshua/3	John Wittala/2	8,10,7,24,25	5,15,17,23,24	Team	1	2	3	Tot			
TEAM SUMMARY														
#	Ohio State	G	A	PI	Sh +/-	BI	#	Colgate	G	A	PI	Sh +/-	BI	
3	Sasha Larocque	0	0	0	2	0	4	2	MEYER, Paul	0	0	0	0	3
5	Gordi Myer	0	0	0	0	0	4	3	CITRON, Ken	0	0	0	1	0
6	Tommy Parrran	0	0	0	1	0	1	4	BROOKS, Willie	0	0	0	1	0
7	Wyatt Ege	0	0	0	3	+1	0	5	McAVOY, Paul	0	0	0	0	-1
8	Dakota Joshua	1	0	0	3	+1	1	6	CRAGI, Ross	0	0	0	1	0
9	Tanner Laczynski	0	0	2	2	0	1	7	MCKECHNEY, Jos	0	0	2	1	0
10	John Wittala	0	1	0	3	+1	0	9	McMANN, Bobby	0	0	0	5	0
12	Miguel Fidler	0	0	0	2	0	0	11	AUSTIN, Nick	0	0	2	2	0
15	Freddy Gerard	0	0	0	1	0	0	12	DAUDA, Adam	0	0	5	0	0
16	Quinn Preston	0	0	0	0	0	0	13	MCGUIRE, Rory	0	0	2	1	0
17	Sam McCormick	0												

2018-19 Box Scores

GAME 13: NO. 6 PENN STATE 4, NO. 5 OHIO STATE 3

Hockey Game Box Score (Final) #6 Penn State vs #5 Ohio State (Nov 23, 2018 at Columbus, Ohio)

Penn State (10-2-0, 2-1-0-0 BIG) vs. Ohio State (8-4-1, 3-2-0-0 BIG)
Date: Nov 23, 2018 • Location: Columbus, Ohio • Arena: Value City Arena
Attendance: 6034 • Start time: 5:05 pm • End time: 7:30 pm • Total time: 2:25

Prd Time Team Scored by Assists Vls. on ice Home on ice Goals by Period Team 1 2 3 OT Total
1st 16:34 OSU PP Mason Jobst/8 Gustaf Westlund/8 Tanner Laczynski/7
2nd 04:27 PSU EV Barratt, Evan/10 Myllari, Kris/7
3rd 09:51 PSU PP Biro, Brandon/5 Folkes, Liam/11
4th 11:43 OSU SH Austin Pooley/1 Barrett, Evan/11
5th 12:32 PSU EV Hults, Cole/2 Mason Jobst/4
6th 02:32 OSU EV John Witala/2 Susce, Nate/8
7th 08:36 PSU PP Smirnov, Denis/3 Hults, Cole/8
Vis. on ice: 13,20,2,3
Home on ice: 26,29,9,7,8
Goals by Period: Team 1 2 3 OT Total: PSU 0 3 1 4 OSU 1 1 1 3
Shots by Period: Team 1 2 3 OT Total: PSU 10 19 14 43 OSU 13 9 22 44
Power Play Goals-Att (Sh) Prd OSU: 1st 0-0 (0) 1-1 (1) 2nd 1-3 (3) 0-1 (0) 3rd 1-1 (1) 0-2 (4) Total 2-4 (4) 1-4 (5)
Penalties-Minutes by Prd Prd PSU OSU: 1st 2-4 1-2 2nd 1-2 3-6 3rd 2-4 1-2 Total 5-10 5-10
Three stars: 1. None 2. None 3. None
Officials: Referee:David Marcotte Referee:Brian Aaron Linesman:Justin Cornell Linesman:Dan Cohen
Totals: # Penn State G A PI Sh +/- BI # Ohio State G A PI Sh +/- BI

GOALTENDERS
Penn State Dec Min GA 1 2 3 Saves # Ohio State Dec Min GA 1 2 3 Saves
31 Jones, Peyton W 60:00 3 12 8 21 41 30 Sean Romeo L 58:10 4 10 16 13 39 EMPTY NET 1:44 2 0 0 0 0

PENALTY SUMMARY
Prd Player Team MinOffense Time Prd Player Team MinOffense Time
1st Stevens, Alex PSU 2.Embolicment 08:36 2nd Tanner Laczynski 2.Boarding 11:05 PP
1st Ronnie Hein OSU 2.Hooking 08:36 2nd Stevens, Alex PSU 2.Hooking 11:43 PP
1st Hamilton, Derian PSU 2.High Sticking 15:45 pp 3rd Stevens, Alex PSU 2.Hooking 05:11 pp
2nd Sasha Larocque OSU 2.Hooking 00:59 pp 3rd Colin Peters OSU 2.Delay Of Game 08:18 pp
2nd Tanner Laczynski OSU 2.Cross-Checking 08:08 PP 3rd Pavlychev, Nikita PSU 2.Hooking 11:10 PP
Win-Jones, Peyton (6-1-0). Loss-Sean Romeo (4-3-0). OSU timeout with 1:54 left in 3rd period. PSU timeout with 25.3 left in 3rd period.

GAME 15: NO. 5 OHIO STATE 2, MINNESOTA 2 OT (OSU 3X3 OT W)

Hockey Game Box Score (Final) #5 Ohio State vs Minnesota (Nov 30, 2018 at Minneapolis, Minn.)

Ohio State (9-4-2, 4-2-1-1 BIG) vs. Minnesota (4-6-2, 2-2-1-0 BIG)
Date: Nov 30, 2018 • Location: Minneapolis, Minn. • Arena: 3M Arena at Mariucci
Attendance: 8113 • Start time: 7:05 pm • End time: 09:40 pm • Total time: 02:35

Prd Time Team Scored by Assists Vls. on ice Home on ice Goals by Period Team 1 2 3 OT Total
1st 14:33 MINN SH Norman, Ryan/2 Walker, Sammy/6
2nd 06:06 OSU EV John Witala/3 Tanner Laczynski/8
3rd 17:12 OSU EV Ronnie Hein/5 Freddy Gerard/4
4th 19:19 MINN EX Pitlick, Rem/6 Sheehy, Tyler/3
Vis. on ice: 10,9,7,6,8
Home on ice: 7,9,18,27,29
Goals by Period: Team 1 2 3 OT Total: OSU 0 1 0 1 2 MINN 1 0 1 0 2
Shots by Period: Team 1 2 3 OT Total: OSU 9 12 6 2 19 MINN 6 4 6 1 27
TEAM SUMMARY
Ohio State G A PI Sh +/- BI # Minnesota G A PI Sh +/- BI
3 Sasha Larocque 0 0 0 0 0 3 Sadek, Jack 0 0 0 0 0 2
5 Gordy Myer 0 0 0 2 0 1 3 Stucker, Robbie 0 0 0 1 0 2
6 Tommy Parran 0 0 0 1 +1 0 4 Brinkman, Ben 0 0 0 0 0 0
7 Wyatt Ege 0 1 2 0 +1 0 7 McManus, Brann 0 0 0 -1 0 3
8 Dakota Joshua 0 0 0 6 +1 0 9 Walker, Sammy 0 1 0 2 -1 0
9 Tanner Laczynski 0 1 0 2 +2 0 10 Gates, Brent 0 0 2 0 0 0
10 John Witala 1 0 0 4 0 0 15 Pitlick, Rem 1 0 0 4 0 0
14 Austin Pooley 0 0 0 0 0 2 16 Ramsey, Jack 0 0 0 1 +1 1
15 Freddy Gerard 0 1 0 2 +1 0 17 Novak, Tommy 0 0 0 2 0 0
16 Quinn Preston 0 0 0 1 0 0 18 Phillips, Clayton 0 1 4 0 -1 1
20 Colin Peters 0 0 0 0 0 0 19 Reddy, Scott 0 0 0 -1 0 1
24 Ryan O'Connell 0 0 0 0 0 0 20 Zuhlsdorf, Ryan 0 0 0 1 -1 4
25 Brendon Kearne 0 0 0 1 0 2 21 Burke, Nathan 0 0 0 1 0 0
26 Mason Jobst 0 0 0 1 0 3 22 Sheehy, Tyler 0 1 0 0 0 0
29 Gustaf Westlund 0 0 0 2 0 0 23 Norman, Ryan 0 1 0 2 0 0
40 Ronnie Hein 1 0 2 3 0 0 26 Romanko, Daria 0 0 0 2 -1 0
50 Matt Miller 0 1 0 2 0 0 27 McLaughlin, Blak 0 0 0 1 -1 2
61 Grant Gabriele 0 0 0 0 0 0 29 Nannte, Tyler 0 0 0 0 0 5
72 Carson Meyer 0 0 2 -1 0 0 58 Ranta, Sampo 0 0 2 0 0 0
31 Evan Moysse dnp 37 Schierhorn, Eric dnp
Totals 2 4 4 29 +5 11 Totals 2 3 8 17 -6 17
GOALTENDERS
Ohio State Dec Min GA 1 2 3 OT Saves # Minnesota Dec Min GA 1 2 3 OT Saves
30 Sean Romeo T 64:48 2 5 4 5 15 40 Robson, Mat T 64:31 2 9 11 5 2 27 EMPTY NET 0:12 0 0 0 0 0 0 EMPTY NET 0:29 0 0 0 0 0 0
PENALTY SUMMARY
Prd Player Team MinOffense Time Prd Player Team MinOffense Time
1st Gates, Brent MINN 2.Hooking 12:45 PP 3rd Ranta, Sampo MINN 2.High Sticking 01:27 PP
1st Ronnie Hein OSU 2.Hooking 16:44 PP 3rd Phillips, Clayton MINN 2.Hooking 12:15 PP
2nd Phillips, Clayton MINN 2.Tripping 10:23 PP 3rd Wyatt Ege OSU 2.Holding The Stick 17:56 PP
Ohio State-Sean Romeo (4-3-1). Minnesota-Robson, Mat (3-3-2). OSU earns additional conference point with 2OT goal by Matt Miller.

GAME 14: NO. 5 OHIO STATE 5, NO. 6 PENN STATE 2

Hockey Game Box Score (Final) #6 Penn State vs #5 Ohio State (Nov 24, 2018 at Columbus, Ohio)

Penn State (10-3-0, 2-2-0-0) vs. Ohio State (9-4-1, 4-2-0-0)
Date: Nov 24, 2018 • Location: Columbus, Ohio • Arena: Value City Arena
Attendance: 3838 • Start time: 8:05 pm • End time: 10:27 pm • Total time: 2:22

Prd Time Team Scored by Assists Vls. on ice Home on ice Goals by Period Team 1 2 3 OT Total
1st 04:32 OSU EV Mason Jobst/9 Gustaf Westlund/9
2nd 19:59 PSU EV Talvitie, Aarne/4 Carson Meyer/5
3rd 01:45 PSU PP Limoges, Alex/8 Biro, Brandon/9
4th 12:56 OSU PP Ronnie Hein/4 Carson Meyer/6
5th 17:43 OSU EV Dakota Joshua/4 Matt Miller/4
6th 18:49 OSU EN Sasha Larocque/1 Ronnie Hein/3
7th 19:56 OSU EN Brendon Kearney/4 Ronnie Hein/4
Vis. on ice: 5,20,6,13,27
Home on ice: 26,29,7,6,3
Goals by Period: Team 1 2 3 OT Total: PSU 1 1 0 2 OSU 1 1 3 5
Shots by Period: Team 1 2 3 OT Total: PSU 1 2 3 0 OSU 15 9 9 33
Power Play Goals-Att (Sh) Prd PSU OSU: 1st 0-0 (0) 1-1 (1) 2nd 1-3 (3) 0-1 (0) 3rd 1-1 (1) 0-2 (4) Total 2-4 (4) 1-4 (5)
Penalties-Minutes by Prd Prd PSU OSU: 1st 2-4 1-2 2nd 1-2 3-6 3rd 2-4 1-2 Total 5-10 5-10
Three stars: 1. None 2. None 3. None
Officials: Referee:David Marcotte Referee:Brian Aaron Linesman:Justin Cornell Linesman:Dan Cohen
Totals: # Penn State G A PI Sh +/- BI # Ohio State G A PI Sh +/- BI

GOALTENDERS
Penn State Dec Min GA 1 2 3 Saves # Ohio State Dec Min GA 1 2 3 Saves
31 Jones, Peyton L 58:16 3 14 8 6 28 37 Tommy Nappier W 60:00 2 11 13 14 38 EMPTY NET 1:44 2 0 0 0 0

PENALTY SUMMARY
Prd Player Team MinOffense Time Prd Player Team MinOffense Time
1st Kerr, Kevin PSU 2.Hooking 04:32 PP 2nd Kerr, Kevin PSU 2.Hooking 18:48 PP
1st Dakota Joshua OSU 2.Interference 08:38 PP 3rd Biro, Brandon OSU 2.Hooking 07:35 PP
1st Dakota Joshua OSU 2.Holding 19:59 PP 3rd Barratt, Evan PSU 2.Slashing 11:25 PP
2nd Hamilton, Derian PSU 2.Cross-Checking 09:40 PP 3rd Wyatt Ege OSU 2.Hooking 18:28 PP
2nd Limoges, Alex PSU 2.High Sticking 12:13 PP 3rd Dakota Joshua OSU 10.10-Minute Misconduct 18:28
2nd Mason Jobst OSU 2.Tripping 17:02 PP

Win-Tommy Nappier (5-1-1). Loss-Jones, Peyton (6-2-0). PSU timeout at 18:28 of the 3rd period.

GAME 16: NO. 5 OHIO STATE 2, MINNESOTA 2 OT (OSU 3X3 OT W)

Hockey Game Box Score (Final) #5 Ohio State vs Minnesota (Dec 01, 2018 at Minneapolis, Minn.)

Ohio State (9-4-3, 4-2-2-2 B1G) vs. Minnesota (4-6-3, 2-2-2-0 B1G)
Date: Dec 01, 2018 • Location: Minneapolis, Minn. • Arena: 3M Arena at Mariucci
Attendance: 8543 • Start time: 4:05 pm • End time: 6:55 pm • Total time: 2:50

Prd Time Team Scored by Assists Vls. on ice Home on ice Goals by Period Team 1 2 3 OT Total
1st 14:27 OSU EV Brendon Kearney/4 Austin Pooley/1
2nd 15:46 OSU PP Mason Jobst/10 Gustaf Westlund/10
3rd 17:25 MINN EV Ranta, Sampo/3 Rossini, Sam/1
4th 09:14 MINN EV Gates, Brent/3 Pitlick, Rem/4
Vis. on ice: 25,14,17,3,6
Home on ice: 16,18,19,26,29
Goals by Period: Team 1 2 3 OT Total: OSU 2 0 0 0 2 MINN 1 0 1 0 2
Shots by Period: Team 1 2 3 OT Total: OSU 15 11 13 6 45 MINN 6 8 12 0 16
TEAM SUMMARY
Ohio State G A PI Sh +/- BI # Minnesota G A PI Sh +/- BI
1st Sasha Larocque 0 0 2 1 +1 3 2 Sadek, Jack 0 0 0 1 0 1
5 Gordy Myer 0 0 0 1 -1 0 4 Brinkman, Ben 0 0 2 0 +2 3
6 Tommy Parran 0 0 0 1 0 1 7 McManus, Brann 0 0 2 0 +1 0
7 Wyatt Ege 0 0 2 0 0 2 9 Walker, Sammy 0 0 0 1 0 0
8 Dakota Joshua 0 0 0 2 0 0 10 Gates, Brent 1 0 0 2 +1 1
9 Tanner Laczynski 0 1 0 11 -2 0 14 Walt, Garrett 0 0 0 0 0 0
10 John Witala 0 0 0 1 0 0 15 Pitlick, Rem 0 1 4 3 +1 0
14 Austin Pooley 0 1 0 1 +1 0 16 Ramsey, Jack 0 0 0 1 -1 0
15 Freddy Gerard 0 0 0 2 -2 1 17 Novak, Tommy 0 1 0 0 +1 1
16 Quinn Preston 0 0 0 0 0 0 18 Phillips, Clayton 0 0 0 -1 0 2
20 Colin Peters 0 0 0 0 0 0 19 Reddy, Scott 0 0 0 1 -1 0
24 Ryan O'Connell 0 0 0 0 0 0 20 Zuhlsdorf, Ryan 0 0 0 1 0 1
25 Brendon Kearne 1 0 0 1 +1 0 22 Sheehy, Tyler 0 1 0 1 +1 1
26 Mason Jobst 1 0 0 8 0 0 23 Norman, Ryan 0 0 0 0 0 0
29 Gustaf Westlund 1 0 2 4 0 0 26 Romanko, Daria 0 0 2 1 -1 0
40 Ronnie Hein 0 0 0 5 -2 0 27 McLaughlin, Blak 0 0 2 0 0 0
50 Matt Miller 0 0 0 -2 0 0 28 Rossini, Sam 0 1 0 0 +1 0
61 Grant Gabriele 0 0 0 0 0 0 29 Nannte, Tyler 0 0 0 1 0 0
72 Carson Meyer 0 0 2 0 0 0 58 Ranta, Sampo 1 0 0 1 +1 0
31 Evan Moysse dnp 37 Schierhorn, Eric dnp
Totals 2 4 6 45 -5 10 Totals 2 4 10 16 +5 14
GOALTENDERS
Ohio State Dec Min GA 1 2 3 OT Saves # Minnesota Dec Min GA 1 2 3 OT Saves
37 Tommy Nappier T 65:00 2 5 7 2 0 14 40 Robson, Mat T 65:00 2 13 11 13 6 43
PENALTY SUMMARY
Prd Player Team MinOffense Time Prd Player Team MinOffense Time
1st Gustaf Westlund OSU 2.Boarding 07:39 PP 3rd Wyatt Ege OSU 2.Hooking 01:34 PP
1st Pitlick, Rem MINN 2.Elbowing 15:26 PP 3rd Romanko, Darian MINN 2.Hooking 04:08 PP
2nd Sasha Larocque OSU 2.Interference 16:23 PP 3rd Brinkman, Ben MINN 2.Interference 17:42 PP
3rd McManus, Brann MINN 2.Tripping 00:39 PP OT Pitlick, Rem MINN 2.Hooking 01:22 PP
Ohio State-Tommy Nappier (5-1-2). Minnesota-Robson, Mat (3-3-3). T/O Minnesota - 16:16 (3rd Period) T/O Ohio State - 18:51 (3rd Period) Ohio State scores in 2OT to earn conference point.

2018-19 Box Scores

GAME 17: NO. 7 OHIO STATE 3, MERCYHURST 1

Hockey Game Box Score (Final)
Mercyhurst vs #7 Ohio State (Dec 28, 2018 at Columbus, Ohio)

Mercyhurst (8-9-2) vs. Ohio State (10-4-3)
Date: Dec 28, 2018 • Location: Columbus, Ohio • Arena: Value City Arena
Attendance: 4957 • Start time: 7:05 pm • End time: 9:20 pm • Total time: 2:15

Prd	Time	Team	Scored by	Assists	Vis.	on ice	Home	on ice	Goals by Period
1.	2nd 07:57	OSU	EV Austin Pooley/2	Brendon Kearney/2 Sam McCormick/3	22,20,3,8,4	14,25,17,3,61			Team 1 2 3 Tot MER- 0 0 1 1 OSU 0 1 2 3
2.	3rd 02:17	OSU	PP Matt Miller/1	Dakota Joshua/6	13,15,21	50,8,26,9,29			
3.	3rd 19:02	MER	EV IPRI, Steven/4	DUSZAK, Joseph/12	11,21,19,10,16	7,9,40,25,3			
4.	3rd 19:58	OSU	PP Mason Jobst/11	Brendon Kearney/3	22,13,21,11	26,25,7,3,16			

TEAM SUMMARY

#	Mercyhurst	G	A	PI	Sh +/-	BI	#	Ohio State	G	A	PI	Sh +/-	BI	
3	RILEY, Brendan	0	0	4	1	-1	0	5	Sasha Larocque	0	0	2	0	5
4	WICHERS, Quinn	0	0	0	1	-1	0	5	Gordy Myer	0	0	2	0	0
5	BEVILACQUA, Mi	0	0	0	1	0	1	6	Tommy Parran	0	0	0	0	0
8	NORTON, Owen	0	0	0	0	-1	2	7	Wyatt Ege	0	0	2	-1	0
10	WU, Jeremy	0	0	2	+1	3	8	Dakota Joshua	0	1	6	0	0	
11	IPRI, Steven	1	0	0	2	+1	0	9	Tanner Laczynski	0	0	2	-1	0
13	LAMMON, Joshua	0	0	2	+1	2	10	John Witala	0	0	4	0	0	
14	MAKOWSKI, Chri	0	2	1	0	0	14	Austin Pooley	1	0	0	1	+1	
15	BUCCI, Tommas	0	0	0	1	0	15	Freddy Gerard	0	0	0	5	0	
16	WHITTAKER, Ma	0	0	2	+1	0	16	Quinn Preston	0	4	0	0	0	
19	BEST, Taylor	0	2	0	+1	0	17	Sam McCormick	1	0	2	+1	0	
20	KITTI, Geoff	0	0	1	-1	0	24	Ryan O'Connell	0	0	0	0	1	
21	DUSZAK, Joseph	0	1	0	2	+1	25	Brendon Kearne	0	2	0	2	0	
22	BAKER, Wes	0	0	1	-1	0	26	Mason Jobst	1	1	0	5	0	
23	LAZARUS, Jonny	0	0	1	0	1	29	Gustaf Westlund	0	2	4	0	1	
26	BARACH, Derek	0	2	1	0	0	40	Ronnie Hein	0	2	5	-1	1	
27	ANDERSON, Jam	0	0	0	1	0	50	Matt Miller	1	0	4	0	0	
28	O'HARA, Jonath	0	0	0	1	0	61	Grant Gabriele	0	1	1	+1	0	
29	MCDUGALL, Jo	0	0	1	0	0	72	Carson Meyer	0	0	1	0	0	
T	TEAM	0	0	4	0	0	31	Evan Moyse	1	0	0	0	0	
1	CANTALI, Stefan	dnp					37	Tommy Nappier	dnp					
33	DEAUGUSTINE,	dnp					Totals	3	5	14	44	0	13	

GOALTENDERS

#	Mercyhurst	Dec	Min	GA	1	2	3	Saves	#	Ohio State	Dec	Min	GA	1	2	3	Saves
39	METCALF, Garrett	L	58:23	3	14	12	14	40	30	Sean Romeo	W	59:48	1	11	6	3	20
	EMPTY NET		1:37	0	0	0	0	0		EMPTY NET		0:12	0	0	0	0	0

PENALTY SUMMARY

Prd	Player	Team	Min/Offense	Time	Prd	Player	Team	Min/Offense	Time		
1st	Quinn Preston	OSU	2.Hooking	04:41	PP	3rd	Quinn Preston	OSU	2.Hooking	04:34	PP
2nd	John Witala	OSU	2.Tripping	01:54	PP	3rd	RILEY, Brendan	MER	2.Goaltender Interference	07:37	PP
2nd	TEAM	MER	2.Too Many Players On	05:24	PP	3rd	Ronnie Hein	OSU	2.Hooking	10:41	
2nd	Gustaf Westlund	OSU	2.Interference	05:44	PP	3rd	RILEY, Brendan	MER	2.Embarrassment	10:41	
3rd	MAKOWSKI, Chri	MER	2.Interference	00:54	PP	3rd	BEST, Taylor	MER	2.Tripping	12:00	
3rd	BARACH, Derek	MER	2.High Sticking	01:54	PP	3rd	Tanner Laczynski	OSU	2.Tripping	12:47	PP
3rd	John Witala	OSU	2.Tripping	02:34	PP	3rd	TEAM	MER	2.Too Many Players On	19:51	PP

Win-Sean Romeo (5-3-1). Loss-METCALF, Garrett (4-3-0).
Mercyhurst calls a timeout at 18:11 of the 3rd.

GAME 19: NO. 7/4 OHIO STATE 7, MICHIGAN STATE 7 OT (MSU 3X3 OT W)

Hockey Game Box Score (Final)
#7 Ohio State vs Michigan State (Jan 04, 2019 at East Lansing, Mich.)

Ohio State (11-4-4, 4-2-3-2 B1G) vs. Michigan State (6-10-3, 2-5-2-2 B1G)
Date: Jan 04, 2019 • Location: East Lansing, Mich. • Arena: Munn Ice Arena
Attendance: 5585 • Start time: 7:03 pm • End time: 9:07 pm • Total time: 2:40

Prd	Time	Team	Scored by	Assists	Vis.	on ice	Home	on ice	Goals by Period
1.	1st 01:16	OSU	EV Gustaf Westlund/1	Mason Jobst/6 Quinn Preston/2	29,16,50,26,5	22,57,17,9,55			Team 1 2 3 OT Tot OSU 3 1 3 0 7 MSU 2 0 5 0 7
2.	1st 04:49	MSU	EV Hirose, Taro/8	Lewandowski, Mitch/12	9,15,5,3,40	22,17,55,57,2			
3.	1st 13:24	MSU	EV Cesana, Dennis/3	Hirose, Taro/12	9,15,5,3,40	22,17,55,57,2			
4.	1st 14:59	OSU	EV Tanner Laczynski/12	Gordy Myer/2	9,5,15,40,3	23,14,22,27,1			
5.	1st 16:43	OSU	EV Quinn Preston/2	Sasha Larocque/5	16,28,29,24,7	2,22,11,19,18			
6.	2nd 08:28	OSU	EV Mason Jobst/12	Quinn Preston/3	26,16,50,29,5	8,2,18,19,10			
7.	3rd 00:47	MSU	PP Milan, Cody/3	Cesana, Dennis/10	26,14,3,6	23,22,55,9,17			
8.	3rd 02:20	OSU	PP Gustaf Westlund/2	Khodorenko, Patr/9	29,8,26,50,72	57,11,27,12			
9.	3rd 07:24	OSU	EV Ryan O'Connell/1	Mason Jobst/8	16,24,26,14,3	10,19,27,8,2			
10.	3rd 13:55	MSU	EV Lambdin, Logan/3	Rosburg, Jerad/7	50,7,14,25,6	71,57,2,10,18			
11.	3rd 15:00	OSU	EV Dakota Joshua/5	Osburn, Zach/7	8,7,2,3,10,50	9,55,17,15,57			
12.	3rd 15:25	MSU	EV Osburn, Zach/3	Krygier, Cole/2	8,10,12,50,7	2,8,14,23,7,1			
13.	3rd 16:31	MSU	PP Hirose, Taro/9	Khodorenko, Patr/8	5,3,26,14	17,55,9,23,22			
14.	3rd 19:13	MSU	EX Cesana, Dennis/4	Khodorenko, Patr/9	9,40,50,25,15	22,55,57,9,17,2			

TEAM SUMMARY

#	Ohio State	G	A	PI	Sh +/-	BI	#	Michigan State	G	A	PI	Sh +/-	BI	
3	Sasha Larocque	0	1	0	+2	2	2	Osburn, Zach	1	1	2	1	-1	0
5	Gordy Myer	0	1	0	+2	2	8	Krygier, Cole	0	1	0	1	-1	1
6	Tommy Parran	0	0	4	0	-1	9	Lewandowski, Mi	0	2	0	4	+1	2
7	Wyatt Ege	0	0	0	1	-2	10	Saibla, Sam	0	0	0	1	-1	0
8	Dakota Joshua	1	1	0	3	0	11	Apap, Tommy	0	0	0	1	-1	4
9	Tanner Laczynski	0	1	0	2	+1	12	Miller, Tommy	0	0	1	0	0	1
10	John Witala	0	0	0	3	0	13	Sanford, Brenna	0	4	2	0	0	0
14	Austin Pooley	0	0	0	0	1	14	Goosier, Adam	0	1	0	0	-1	0
15	Freddy Gerard	0	0	0	0	-1	15	Krygier, Christia	0	0	0	2	-1	1
16	Quinn Preston	1	1	0	2	+1	16	Stevens, Brody	0	0	0	0	0	1
17	Sam McCormick	0	0	2	0	0	17	Hirose, Taro	2	1	0	7	+1	0
24	Ryan O'Connell	1	0	1	2	+0	18	Stachowiak, Woj	0	0	0	1	-1	0
25	Brendon Kearne	0	0	0	-2	0	19	Keefe, David	0	0	0	0	-3	0
26	Mason Jobst	1	3	6	+3	1	22	Cesana, Dennis	1	0	4	-2	2	
29	Gustaf Westlund	0	0	9	+2	1	23	Milan, Cody	1	1	0	3	+1	0
40	Ronnie Hein	0	0	1	-1	0	27	Mattson, Mitchell	0	0	0	0	-1	0
50	Matt Miller	0	0	2	-1	1	55	Khodorenko, Pat	0	4	0	3	+1	0
61	Grant Gabriele	0	1	0	0	0	57	Rosburg, Jerad	0	1	0	3	+2	3
72	Carson Meyer	0	1	0	0	0	71	Lambdin, Logan	1	0	2	+1	0	0
31	Evan Moyse	dnp					31	Lithemom, John	1	0	0	0	0	0
37	Tommy Nappier	dnp					41	Wright, Spencer	dnp					
Totals		7	10	6	39	+5	11		7	13	6	36	-4	15

GOALTENDERS

#	Ohio State	Dec	Min	GA	1	2	3	OT	Saves	#	Michigan State	Dec	Min	GA	1	2	3	OT	Saves
30	Sean Romeo	F	60:00	7	10	11	3	5	29	1	DeRidder, Drew	F	64:06	7	13	12	6	1	32
	EMPTY NET										EMPTY NET								

PENALTY SUMMARY

Prd	Player	Team	Min/Offense	Time	Prd	Player	Team	Min/Offense	Time		
1st	Sanford, Brennan	MSU	2.Interference	06:11	PP	3rd	Sanford, Brennan	MSU	2.Hooking	02:01	PP
2nd	Osburn, Zach	MSU	2.Slashing	09:54	PP	3rd	Tommy Parran	OSU	2.Tripping	11:52	PP
3rd	Tanner Laczynski	OSU	2.High Sticking	00:24	PP	3rd	Tommy Parran	OSU	2.Interference	15:45	PP

Ohio State-Sean Romeo (5-3-2). Michigan State-DeRidder, Drew (2-4-3).
MSU 71 Logan Lambdin at 2:20 of the extra OT

GAME 18: NO. 7 OHIO STATE 5, MERCYHURST 4

Hockey Game Box Score (Final)
Mercyhurst vs #7 Ohio State (Dec 29, 2018 at Columbus, Ohio)

Mercyhurst (8-10-2) vs. Ohio State (11-4-3)
Date: Dec 29, 2018 • Location: Columbus, Ohio • Arena: Value City Arena
Attendance: 4394 • Start time: 8:05 pm • End time: 10:35 pm • Total time: 2:30

Prd	Time	Team	Scored by	Assists	Vis.	on ice	Home	on ice	Goals by Period
1.	1st 09:27	MER	EV KITTI, Geoff/1	BEST, Taylor/5	20,19,21,5,3	26,29,16,24,6			Team 1 2 3 Tot MER- 1 3 0 4 OSU 2 2 1 5
2.	1st 13:45	OSU	EV Ronnie Hein/6	Tanner Laczynski/10	14,4,13,21,15	40,9,3,15,6			
3.	1st 16:16	OSU	PP Freddy Gerard/3	Ronnie Hein/5	15,26,21,10	15,40,9,5,10			
4.	2nd 01:51	MER	PP ANDERSON, James/5	DUSZAK, Joseph/13	11,19,3,4,29	9,50,7,15,8			
5.	2nd 03:03	MER	EV IPRI, Steven/5	RILEY, Brendan/2	19,29,11,22,4	72,8,10,5,24			
6.	2nd 03:24	OSU	EV Carson Meyer/5	Dakota Joshua/7	18,21,21,22,4	72,8,10,5,24			
7.	2nd 14:11	MER	EV BEST, Taylor/4	John Witala/4	19,21,28,22,5	25,12,5,14,7			
8.	2nd 18:10	OSU	EV Carson Meyer/6	Freddy Gerard/5	20,3,29,4,23	72,15,8,50,5			
9.	3rd 10:34	OSU	EV Sasha Larocque/2	Dakota Joshua/8	7,16,27,26,5	3,29,16,6,26			

TEAM SUMMARY

#	Mercyhurst	G	A	PI	Sh +/-	BI	#	Ohio State	G	A	PI	Sh +/-	BI		
3	RILEY, Brendan	0	1	0	2	+1	2	3	Sasha Larocque	1	1	0	5	+2	0
4	WICHERS, Quinn	0	0	0	0	-2	2	5	Gordy Myer	0	0	0	2	+1	1
5	BEVILACQUA, Mi	0	0	0	1	+1	2	6	Tommy Parran	0	0	0	0	+1	0
7	DANIELS, Devon	0	0	0	0	-1	0	7	Wyatt Ege	0	0	0	4	-2	0
10	WU, Jeremy	0	0	0	0	2	8	Dakota Joshua	0	2	0	1	+1	0	
11	IPRI, Steven	1	0	4	3	0	9	Tanner Laczynski	0	2	0	5	0	0	
13	LAMMON, Joshua	0	2	0	-1	1	10	John Witala	0	1	0	2	+1	0	
14	MAKOWSKI, Chri	0	0	0	3	-1	1	12	Miguel Fidler	0	0	0	1	-1	0
15	BUCCI, Tommas	0	0	0	0	-1	2	14	Austin Pooley	0	0				

2018-19 Box Scores

GAME 21: MICHIGAN 2, NO. 4/3 OHIO STATE 1

Hockey Game Box Score (Final) Michigan vs #4 Ohio State (Jan 11, 2019 at Columbus, Ohio)

Michigan (8-8-6, 4-4-4-2 BIG) vs. Ohio State (12-5-4, 5-3-3-2 BIG) Date: Jan 11, 2019 • Location: Columbus, Ohio • Arena: Value City Arena Attendance: 10084 • Start time: 7:05 pm • End time: 9:21 pm • Total time: 2:16

Table with columns: Prd Time, Team, Scored by, Assists, Vis. on ice, Home on ice, Goals by Period. Shows Michigan leading 2-1.

TEAM SUMMARY

Summary table for Michigan and Ohio State with columns: #, G, A, PI, Sh +/-, BI. Michigan: 2-2-8-31+5-18. Ohio State: 1-2-6-23-5-14.

GOALTENDERS

Goaltender stats for Michigan (Hayden Lavigne) and Ohio State (Sean Romeo).

PENALTY SUMMARY

Penalty summary table with columns: Prd, Player, Team, Min/Offense, Time.

Win-Hayden Lavigne (4-3-3). Loss-Sean Romeo (5-4-2).

GAME 23: NO. 4 OHIO STATE 4, NO. 13 PENN STATE 1

Hockey Game Box Score (Final) #4 Ohio State vs #13 Penn State (Jan 18, 2019 at University Park, Pa.)

Ohio State (14-5-4, 7-3-3-2 BIG) vs. Penn State (13-8-2, 5-7-1-1 BIG) Date: Jan 18, 2019 • Location: University Park, Pa. • Arena: Pegula Ice Arena Attendance: 6131 • Start time: 7:07 pm • End time: 9:26 pm • Total time: 2:19

Main box score table for Game 23 showing Ohio State leading 4-1.

TEAM SUMMARY

Summary table for Ohio State and Penn State with columns: #, G, A, PI, Sh +/-, BI. Ohio State: 4-8-12-33+1-16. Penn State: 1-2-12-25-10-15.

GOALTENDERS

Goaltender stats for Ohio State (Sean Romeo) and Penn State (Jones, Peyton).

PENALTY SUMMARY

Penalty summary table for Game 23.

Win-Sean Romeo (6-4-2). Loss-Jones, Peyton (9-7-2).

GAME 22: NO. 4/3 OHIO STATE 4, MICHIGAN 2

Hockey Game Box Score (Final) Michigan vs #4 Ohio State (Jan 12, 2019 at Columbus, Ohio)

Michigan (8-9-6, 4-5-4-2 BIG) vs. Ohio State (13-5-4, 6-3-3-2 BIG) Date: Jan 12, 2019 • Location: Columbus, Ohio • Arena: Value City Arena Attendance: 9857 • Start time: 7:03 pm • End time: 9:22 pm • Total time: 2:19

Main box score table for Game 22 showing Michigan leading 4-2.

TEAM SUMMARY

Summary table for Michigan and Ohio State with columns: #, G, A, PI, Sh +/-, BI. Michigan: 4-6-4-22+1-12. Ohio State: 2-4-11-28-11-14.

GOALTENDERS

Goaltender stats for Michigan (Hayden Lavigne) and Ohio State (Tommy Nappier).

PENALTY SUMMARY

Penalty summary table for Game 22.

Win-Tommy Nappier (8-1-2). Loss-Hayden Lavigne (4-4-3).

OSU timeout 10:41 of 3rd

GAME 24: NO. 4 OHIO STATE 6, NO. 13 PENN STATE 4

Hockey Game Box Score (Final) #4 Ohio State vs #13 Penn State (Jan 19, 2019 at University Park, Pa.)

Ohio State (15-5-4, 8-3-3-2 BIG) vs. Penn State (13-9-2, 5-8-1-1 BIG) Date: Jan 19, 2019 • Location: University Park, Pa. • Arena: Pegula Ice Arena Attendance: 6094 • Start time: 3:07 pm • End time: 5:39 pm • Total time: 2:32

Main box score table for Game 24 showing Ohio State leading 6-4.

TEAM SUMMARY

Summary table for Ohio State and Penn State with columns: #, G, A, PI, Sh +/-, BI. Ohio State: 6-11-10-39-10-11. Penn State: 4-6-33-48-9.

GOALTENDERS

Goaltender stats for Ohio State (Tommy Nappier) and Penn State (Jones, Peyton).

PENALTY SUMMARY

Penalty summary table for Game 24.

Win-Tommy Nappier (9-1-2). Loss-Jones, Peyton (9-7-2).

2018-19 Box Scores

GAME 25: NO. 4/4 OHIO STATE 4, NO. 11/13 NOTRE DAME 2

Hockey Game Box Score (Final)
#11 Notre Dame vs #4 Ohio State (Feb 01, 2019 at Columbus, Ohio)

Notre Dame (14-9-3, 7-2-2 B1G) vs. Ohio State (16-5-4, 8-3-3 B1G)
Date: Feb 01, 2019 • Location: Columbus, Ohio • Arena: Value City Arena
Attendance: 6869 • Start time: 7:05 pm • End time: 9:32 pm • Total time: 2:27

Prd		Time Team		Scored by		Assists		Vis. on ice		Home on ice		Goals by Period				
Team	1	2	3	Tot	1	2	3	Tot	1	2	3	Tot	1	2	3	Tot
1st	14:57	OSU	EV	Freddy Gerard/5	Wyatt Ege/7			2,8,10,13,27	15,7,20,40,5				OSU	0	2	2
2nd	07:51	OSU	EV	Austin Pooley/3	Quinn Preston/5			5,22,16,18,20	14,16,50,3,26				OSU	1	1	2
3rd	09:28	ND	PP	Michael Graham/8	Bobby Nardella/19	Andrew Peeke/14		15,22,22,19,25	5,14,50,26				ND	0	2	2
4th	20:02	ND	EV	Cam Morrison/8	Andrew Peeke/15			26,22,6,11,28	3,26,16,6,29				ND	1	0	1
5th	07:38	OSU	PP	Freddy Gerard/6	Gordy Meyer/4			10,18,22,27	15,7,5,10,40				OSU	9	6	11
6th	19:59	OSU	EN	Brendon Kearney/6	Mason Jobst/17			5,6,11,13,26,28,25,26,5,8,7					OSU	9	6	11

Shots by Period
 Team 1 2 3 Tot
 ND 10 11 8 29
 OSU 9 6 11 26

Power Play Goals-Att (Sh)
 Prd ND OSU
 1st 0-2 (2) 0-0 (0)
 2nd 1-2 (3) 0-0 (0)
 3rd 0-1 (3) 1-2 (3)
 Total 1-5 (8) 1-2 (3)

Penalties-Minutes by Prd
 Prd ND OSU
 1st 0-0 2-4
 2nd 0-0 2-4
 3rd 2-4 1-2
 Total 2-4 5-10

Three stars:
 1. None
 2. None
 3. None

Officials: Barry Pochmara
 Referee: Brett DesRosiers
 Linesman: Tom DellaFranco
 Linesman: Joseph Hutek

GAME 26: NO. 4/4 OHIO STATE 2, NO. 11/13 NOTRE DAME 0

Hockey Game Box Score (Final)
#11 Notre Dame vs #4 Ohio State (Feb 02, 2019 at Columbus, Ohio)

Notre Dame (14-10-3, 7-8-2 B1G) vs. Ohio State (17-5-4, 10-3-3 B1G)
Date: Feb 02, 2019 • Location: Columbus, Ohio • Arena: Value City Arena
Attendance: 7994 • Start time: 8:00 pm • End time: 10:20 pm • Total time: 2:20

Prd		Time Team		Scored by		Assists		Vis. on ice		Home on ice		Goals by Period				
Team	1	2	3	Tot	1	2	3	Tot	1	2	3	Tot	1	2	3	Tot
1st	00:53	OSU	EV	Matt Miller/3	Mason Jobst/18			22,8,27,11,28	14,50,26,5,16				OSU	0	0	0
2nd	15:16	OSU	EV	Carson Meyer/7	Dakota Joshua/12			26,11,28,6,24	72,8,10,7,24				OSU	0	1	1

Shots by Period
 Team 1 2 3 Tot
 ND 10 11 8 29
 OSU 9 6 11 26

Power Play Goals-Att (Sh)
 Prd ND OSU
 1st 0-0 0-0
 2nd 0-0 0-0
 3rd 0-0 0-0
 Total 0-0 0-0

Penalties-Minutes by Prd
 Prd ND OSU
 1st 0-0 2-4
 2nd 0-0 2-4
 3rd 2-4 1-2
 Total 2-4 5-10

Three stars:
 1. None
 2. None
 3. None

Officials: Barry Pochmara
 Referee: Brett DesRosiers
 Linesman: Tom DellaFranco
 Linesman: Joseph Hutek

GOALTENDERS
 ## Notre Dame Dec Min GA 1 2 3 Saves ## Ohio State Dec Min GA 1 2 3 Saves
 32 Cale Morris L 58:21 3 8 5 9 22 30 Sean Romeo W 60:00 2 10 9 8 27
 EMPTY NET 1:39 1 0 0 0 0

PENALTY SUMMARY
 Prd Player Team MinOffense Time Prd Player Team MinOffense Time
 1st Ronnie Hein OSU 2:Hooking 02:11 PP 3rd Cam Morrison ND 2:Interference 01:51 PP
 1st Carson Meyer OSU 2:Hooking 08:38 PP 3rd Cam Morrison ND 2:Hooking 07:18 PP
 2nd Dakota Joshua OSU 2:Hooking 04:59 PP 3rd Wyatt Ege OSU 2:Tripping 16:56 PP
 2nd Sasha Larocque OSU 2:Boarding 08:47 PP

Win-Sean Romeo (7-4-2). Loss-Cale Morris (11-8-3).

GOALTENDERS
 ## Notre Dame Dec Min GA 1 2 3 Saves ## Ohio State Dec Min GA 1 2 3 Saves
 32 Cale Morris L 57:07 2 6 12 4 22 37 Tommy Nappier W 60:00 0 6 15 9 30
 EMPTY NET 2:53 0 0 0 0 0

PENALTY SUMMARY
 Prd Player Team MinOffense Time Prd Player Team MinOffense Time
 2nd John Witala OSU 2:Hooking 12:51 PP 1st TEAM ND 2:Too Many Players 0:08:58 PP

Win-Tommy Nappier (10-1-2). Loss-Cale Morris (11-9-3).
OSU Timeout at 17:55 in 3rd

GAME 27: NO. 3 OHIO STATE 2, WISCONSIN 1 OT

Hockey Game Box Score (Final)
#3 Ohio State vs Wisconsin (Feb 08, 2019 at Madison, Wis.)

Ohio State (18-5-4, 11-3-3 B1G) vs. Wisconsin (9-13-5, 5-7-5 B1G)
Date: Feb 08, 2019 • Location: Madison, Wis. • Arena: Kohl Center
Attendance: 9555 • Start time: 7:07 pm • End time: 9:31 pm • Total time: 2:28

Prd		Time Team		Scored by		Assists		Vis. on ice		Home on ice		Goals by Period				
Team	1	2	3	OT	1	2	3	Tot	1	2	3	OT	1	2	3	Tot
1st	02:28	UW	EV	Mick Messner/6	Wyatt Kalynuk/11			7,25,24,5,10	12,29,2,9,10				UW	1	0	1
2nd	08:48	OSU	PP	John Witala/5	Linus Weissbach/12			10,25,16,15,7	18,5,2,11				OSU	0	1	1
3rd	04:50	OSU	EV	Matt Miller/4	Quinn Preston/7			50,16,14,25,7	5,12,12,29,25				OSU	1	0	1

Shots by Period
 Team 1 2 3 OT Tot
 OSU 3 4 15 4 26
 UW 5 9 6 1 21

Power Play Goals-Att (Sh)
 Prd OSU UW
 1st 0-1 (0) 0-0 (0)
 2nd 0-2 (4) 0-2 (0)
 3rd 1-2 (7) 0-1 (1)
 OT 0-0 (0) 0-0 (0)
 Total 1-5 (11) 0-3 (1)

Penalties-Minutes by Prd
 Prd OSU UW
 1st 3-25 2-12
 2nd 1-2 2-4
 3rd 1-2 2-4
 OT 0-0 0-0
 Total 5-29 6-20

Three stars:
 1. None
 2. None
 3. None

Officials: Brian Aaron
 Referee: David Marcotte
 Linesman: Nicholas Bradshaw
 Linesman: Samuel Shikowsky

GOALTENDERS
 ## Ohio State Dec Min GA 1 2 3 OT Saves ## Wisconsin Dec Min GA 1 2 3 OT Saves
 30 Sean Romeo W 64:50 1 5 8 6 1 20 32 Daniel Ledebef OHL 64:50 2 3 4 14 3 24
 EMPTY NET

PENALTY SUMMARY
 Prd Player Team MinOffense Time Prd Player Team MinOffense Time
 1st Tarek Baker OSU 2:Cross-Checking 15:15 PP 2nd Dominick Mersch UW 2:Tripping 10:28 PP
 1st Tyler Inamoto OSU 10:10-Minute Misconduct 15:33 2nd Colin Peters OSU 2:Delay Of Game 13:00 PP
 1st Dakota Joshua OSU 5:Contact To The Head 15:33 3rd Quinn Preston OSU 2:Interference 00:19 PP
 1st Dakota Joshua OSU 10:Game Misconduct 15:33 3rd Josh Ess UW 2:Interference 06:48 PP
 1st Dakota Joshua OSU 10:Unsportsmanlike Cn 15:33 3rd Tarek Baker UW 2:Tripping 14:36 PP
 2nd Roman Ahcan UW 2:Hitting After Whistle 06:30 PP

Win-Sean Romeo (8-4-2). Loss-Daniel Ledebef (6-7-2).

GAME 28: NO. 3 OHIO STATE 4, WISCONSIN 1

Hockey Game Box Score (Final)
#3 Ohio State vs Wisconsin (Feb 09, 2019 at Madison, Wis.)

Ohio State (19-5-4, 12-3-3 B1G) vs. Wisconsin (9-14-5, 5-8-5 B1G)
Date: Feb 09, 2019 • Location: Madison, Wis. • Arena: Kohl Center
Attendance: 15359 • Start time: 7:17 pm • End time: 9:45 pm • Total time: 2:28

Prd		Time Team		Scored by		Assists		Vis. on ice		Home on ice		Goals by Period				
Team	1	2	3	Tot	1	2	3	Tot	1	2	3	OT	1	2	3	Tot
1st	10:48	OSU	EV	Dakota Joshua/9	Matt Miller/12			8,61,24,14,16	19,21,25,29,9				OSU	1	2	3
2nd	06:36	OSU	EV	Tommy Parran/1	Miguel Fidler/2			6,50,12,17,25	2,5,11,24,16				OSU	0	1	1
3rd	12:52	OSU	EV	Miguel Fidler/1	Gordy Meyer/5			12,5,61,17,25	19,6,17,11,12				OSU	0	0	0
4th	18:20	UW	EV	Seamus Malone/7	Trant Gabriele/3			7,24,26,14,16	18,21,29,15,20				UW	9	13	9
5th	19:59	OSU	EN	Mason Jobst/15	Wyatt Kalynuk/12			26,5,14,7	29,11,13,2,9,21				OSU	1	1	2

Shots by Period
 Team 1 2 3 OT Tot
 OSU 9 13 11 0 33
 UW 10 9 6 1 26

Power Play Goals-Att (Sh)
 Prd OSU UW
 1st 0-2 (2) 0-2 (3)
 2nd 0-2 (1) 0-3 (6)
 3rd 0-3 (0) 0-2 (1)
 Total 0-7 (3) 0-7 (10)

Penalties-Minutes by Prd
 Prd OSU UW
 1st 2-4 2-4
 2nd 4-8 5-21
 3rd 3-6 3-6
 Total 9-18 10-31

Three stars:
 1. None
 2. None
 3. None

Officials: Brian Aaron
 Referee: David Marcotte
 Linesman: Nicholas Bradshaw
 Linesman: Samuel Shikowsky

GOALTENDERS
 ## Ohio State Dec Min GA 1 2 3 Saves ## Wisconsin Dec Min GA 1 2 3 OT Saves
 37 Tommy Nappier W 59:57 1 10 11 8 29 32 Daniel Ledebef L 58:21 3 8 11 0 19
 EMPTY NET 0:03 0 0 0 0 0

PENALTY SUMMARY
 Prd Player Team MinOffense Time Prd Player Team MinOffense Time
 1st Peter Tischke UW 2:High Sticking 02:53 PP 2nd Tyler Inamoto OSU 2:Interference 18:47 PP
 1st Freddy Gerard OSU 2:Tripping 04:44 PP 2nd Tyler Inamoto OSU 5:Cn High-Sticking 19:59
 1st Dominick Mersch OSU 2:Hooking 07:04 PP 2nd Tyler Inamoto OSU 10:Game Misconduct 19:59
 1st Brendon Kearney OSU 2:Cross-Checking 13:19 PP 3rd Carson Meyer OSU 2:High Sticking 03:31 PP
 2nd John Witala OSU 2:Tripping 01:11 PP 3rd Tarek Baker OSU 2:Slashing 10:46 PP
 2nd Dakota Joshua OSU 2:Hooking 06:58 PP 3rd Roman Ahcan UW 2:Interference 11:21 PP
 2nd Dominick Mersch UW 2:Roughing Atw 09:32 PP 3rd Carson Meyer OSU 2:Unsportsmanlike Co 11:21
 2nd Miguel Fidler OSU 2:Slashing 14:37 3rd Roman Ahcan UW 2:Unsportsmanlike Co 11:21
 2nd Seamus Malone UW 2:Cross-Checking 14:37 3rd Ryan O'Connell OSU 2:Tripping 18:20 PP
 2nd K'Andre Miller OSU 2:Roughing 16:06 PP

Win-Tommy Nappier (11-1-2). Loss-Daniel Ledebef (6-8-2).
Mark Johnson jersey retirement night
Timeout OSU with 7:55 left in 3rd period

BIG TOURNAMENT SEMIFINAL VS PSU

2018-19 Box Scores

GAME 29: MINNESOTA 4, NO. 2/3 OHIO STATE 3

**Hockey Game Box Score (Final)
Minnesota vs #2 Ohio State (Feb 15, 2019 at Columbus, Ohio)**

Minnesota (12-14-4, 9-9-3-0) vs. Ohio State (19-6-4, 12-4-3-2)
Date: Feb 15, 2019 • Location: Columbus, Ohio • Arena: Value City Arena
Attendance: 5400 • Start time: 6:01 pm • End time: 8:19 pm • Total time: 2:18

Prd	Time	Team	Scored by	Assists	Vis. on ice	Home on ice
1.	1st 16:44	MINN	EV Sadek, Jack/4	Rossini, Sam/3 Burke, Nathan/8	2,26,21,9,27 3,6,12,25,17	
2.	2nd 11:56	MINN	EV Burke, Nathan/4	McLaughlin, Blak/11 Walker, Sammy/11	21,27,9,2,20 25,15,5,61,26	
3.	2nd 19:44	OSU	EV John Wittala/6	Gordi Myer/6 Carson Meyer/11	17,2,20,23,19 10,5,72,50,5,8	
4.	3rd 06:10	MINN	EV Zuhlsdorf, Ryan	McLaughlin, Blak Burke, Nathan	20,21,27,9,2 50,40,20,15,17	
5.	3rd 08:41	OSU	EV Sam McCormick/1	Ronnie Hein/9 Freddy Gerard/10	18,27,9,28,10 17,40,24,3,1,0	
6.	3rd 10:44	MINN	PP Reedy, Scott	Novak, Tommy Pitlick, Rem	19,17,15,22,10 3,25,10,5,8	
7.	3rd 16:25	OSU	EX Quinn Preston/5	Mason Jobst/9 Ronnie Hein/13	20,2,19,10,15 16,40,8,26,5,50	

Goals by Period

Team	1	2	3	Tot
MINN	1	2	4	7
OSU	0	1	2	3

Shots by Period

Team	1	2	3	Tot
MINN	5	9	23	37
OSU	7	2	15	24

Power Play Goals-Att (Sh) Prd MINN OSU

1st	0-2 (3)	0-1 (2)
2nd	0-0 (0)	0-0 (0)
3rd	1-2 (4)	0-0 (0)
Total	1-4 (7)	0-1 (2)

TEAM SUMMARY

#	Minnesota	G	A	Pi	Sh +/-	BI
2	Sadek, Jack	1	0	0	1 +1	3
4	Brinkman, Ben	0	0	0	1 -1	1
7	McManus, Brann	0	0	0	0 0	0
9	Walker, Sammy	0	1	0	1 +2	0
10	Gates, Brent	0	0	0	4 -2	0
15	Pitlick, Rem	0	1	0	3 -1	1
16	Ramsey, Jack	0	0	0	0 0	0
17	Novak, Tommy	0	1	0	2 +1	0
18	Phillips, Clayton	0	2	0	-1 0	1
19	Reedy, Scott	1	0	0	2 -2	0
20	Zuhlsdorf, Ryan	1	0	0	1 0	3
21	Burke, Nathan	1	2	0	1 +0	0
22	Sheehy, Tyler	0	0	0	3 0	0
23	Norman, Ryan	0	0	0	0 -1	0
26	Romanko, Daria	0	0	0	1 0	0
27	McLaughlin, Blak	0	2	0	0 +2	1
28	Rossini, Sam	0	1	0	0 1	0
29	Nanne, Tyler	0	0	0	1 0	0
58	Ranta, Sampo	0	0	0	1 0	0
40	Robson, Mat					
Totals		4	8	2	23	0 9

TEAM SUMMARY

#	Ohio State	G	A	Pi	Sh +/-	BI
3	Sasha Larocque	0	0	0	2 0	0
5	Gordi Myer	0	1	0	1 +1	0
6	Tommy Parran	0	0	0	1 -1	0
8	Dakota Joshua	0	0	0	2 +2	0
10	John Wittala	1	0	0	2 +2	2
12	Miguel Fidler	0	0	0	0 -1	1
14	Austin Pooley	0	0	0	0 0	0
15	Freddy Gerard	0	1	0	5 -2	0
16	Quinn Preston	1	0	0	3 +1	0
17	Sam McCormick	1	0	0	2 0	0
20	Collin Peters	0	2	0	-1 0	1
24	Ryan O'Connell	0	0	0	0 +1	0
25	Brendon Kearne	0	2	1	-2 -1	1
26	Mason Jobst	0	1	0	3 0	0
40	Ronnie Hein	0	2	0	0 +1	0
50	Matt Miller	0	0	0	2 +1	0
61	Grant Gabriele	0	0	0	-1 -0	0
72	Carson Meyer	0	1	0	0 +1	0
31	Evan Moysse					
37	Tommy Nappier	dnp				
Totals		3	6	8	24	+1 5

GOALTENDERS

#	Minnesota	Dec	Min	GA	1	2	3	Saves
37	Schierhorn, Eric	W	60:00	3	7	1	13	21

#	Ohio State	Dec	Min	GA	1	2	3	Saves
30	Sean Romeo	L	58:48	4	4	8	7	19

PENALTY SUMMARY

Prd	Player	Team	MinOffense	Time
1st	Collin Peters	OSU	2.Elbowing	3:43 PP
1st	Phillips, Clayton	MINN	2.Tripping	13:43 PP
1st	John Wittala	OSU	2.Hooking	17:24 PP

Prd	Player	Team	MinOffense	Time
3rd	Dakota Joshua	OSU	2.Hooking	09:22 PP
3rd	Brendon Kearney	OSU	2.Hooking	17:08 PP

Win-Schierhorn, Eric (3-4-0). Loss-Sean Romeo (8-5-2).

GAME 30: MINNESOTA 4, NO. 2/3 OHIO STATE 3

**Hockey Game Box Score (Final)
Minnesota vs #2 Ohio State (Feb 16, 2019 at Columbus, Ohio)**

Minnesota (13-14-4,10-9-3-0 BIG) vs. Ohio State (19-7-4, 12-5-3-2 BIG)
Date: Feb 16, 2019 • Location: Columbus, Ohio • Arena: Value City Arena
Attendance: 10099 • Start time: 6:01 pm • End time: 8:20 pm • Total time: 2:19

Prd	Time	Team	Scored by	Assists	Vis. on ice	Home on ice
1.	1st 00:20	MINN	EV Reedy, Scott/5	Ranta, Sampo/8 Sadek, Jack/11	19,58,17,20,2 8,10,50,72,7	
2.	1st 08:47	MINN	EV Burke, Nathan/5	Walker, Sammy/12 McLaughlin, Blak/13	21,9,27,2,4 3,6,12,17,25	
3.	2nd 06:42	MINN	EV Gates, Brent/12	Sheehy, Tyler/25 Nanne, Tyler/6	10,22,29,15,4 6,16,25,14,24	
4.	2nd 07:43	OSU	PP Mason Jobst/16	Carson Meyer/11 Matt Miller/13	2,17,20,22 26,72,5,8,15	
5.	2nd 17:07	OSU	PP Carson Meyer/8	Dakota Joshua/13 Matt Miller/14	4,16,26,29 72,8,50,26,5	
6.	3rd 08:47	MINN	EV Sheehy, Tyler/11	Pitlick, Rem/20 Tommy Parran/1	22,15,20,10,29 7,16,14,24,26	
7.	3rd 09:58	OSU	EV Ronnie Hein/10	Sasha Larocque/6	3,4,17,19,58 40,6,3,21,15	

Goals by Period

Team	1	2	3	Tot
MINN	2	1	4	7
OSU	0	2	1	3

Shots by Period

Team	1	2	3	Tot
MINN	10	4	2	16
OSU	16	9	21	46

Power Play Goals-Att (Sh) Prd MINN OSU

1st	0-1 (1)	0-0 (0)
2nd	0-1 (1)	2-3 (2)
3rd	0-0 (0)	0-2 (8)
Total	0-2 (2)	2-5 (10)

TEAM SUMMARY

#	Minnesota	G	A	Pi	Sh +/-	BI
2	Sadek, Jack	0	1	0	1 +2	1
3	Stucker, Robbie	0	0	2	0 -1	0
4	Brinkman, Ben	0	0	0	0 +1	1
9	Walker, Sammy	0	1	0	2 +1	2
10	Gates, Brent	1	0	0	3 +2	0
12	Marooney, Joey	0	0	0	0 0	0
15	Pitlick, Rem	0	1	0	2 +2	0
16	Ramsey, Jack	0	0	2	1 0	1
17	Novak, Tommy	0	0	0	0 0	0
19	Reedy, Scott	1	0	0	3 0	1
20	Zuhlsdorf, Ryan	0	0	0	0 +2	5
21	Burke, Nathan	1	0	0	1 +1	0
22	Sheehy, Tyler	1	1	0	1 +2	0
23	Norman, Ryan	0	0	0	0 1	25
26	Romanko, Daria	0	0	0	0 0	0
27	McLaughlin, Blak	0	1	0	0 +1	3
28	Rossini, Sam	0	0	0	0 0	0
29	Nanne, Tyler	0	1	0	2 +2	2
58	Ranta, Sampo	0	1	0	0 2	7
T TEAM		0	0	0	0 0	0
37	Schierhorn, Eric	dnp				
Totals		4	7	10	16	+1 19

TEAM SUMMARY

#	Ohio State	G	A	Pi	Sh +/-	BI
3	Sasha Larocque	0	1	0	0 0	0
5	Gordi Myer	0	0	0	0 0	0
6	Tommy Parran	0	0	0	2 0	1
8	Dakota Joshua	0	0	0	1 -2	0
10	John Wittala	0	1	0	7 -1	0
12	Miguel Fidler	0	0	0	0 -1	2
14	Austin Pooley	0	0	0	0 -2	1
15	Freddy Gerard	0	0	0	1 -2	0
16	Quinn Preston	0	0	0	2 -2	0
17	Sam McCormick	0	0	0	0 -1	0
21	Eugene Fadyev	0	0	0	0 +1	1
24	Ryan O'Connell	0	0	0	1 -2	0
25	Brendon Kearne	0	0	0	0 -2	0
26	Mason Jobst	1	0	0	1 0	-1
40	Ronnie Hein	1	0	0	1 +1	0
50	Matt Miller	0	0	0	2 0	0
61	Grant Gabriele	0	0	0	0 -1	1
72	Carson Meyer	1	1	0	2 4	-1
T TEAM		0	0	0	2 0	0
30	Sean Romeo	dnp				
31	Evan Moysse	dnp				
Totals		3	6	4	46	-15 6

GOALTENDERS

#	Minnesota	Dec	Min	GA	1	2	3	Saves
40	Robson, Mat	W	60:00	3	16	7	20	43

GOALTENDERS

#	Ohio State	Dec	Min	GA	1	2	3	Saves
37	Tommy Nappier	L	58:26	4	8	3	12	20

PENALTY SUMMARY

Prd	Player	Team	MinOffense	Time
1st	Carson Meyer	OSU	2.Boarding	03:15 PP
1st	Stucker, Robbie	MINN	2.Hooking	07:27 PP
2nd	Ramsey, Jack	MINN	2.Tripping	08:13 PP
2nd	TEAM	OSU	2.Too Many Players	11:09 PP

Prd	Player	Team	MinOffense	Time
2nd	Ranta, Sampo	MINN	2.Tripping	16:55 PP
2nd	Walker, Sammy	MINN	2.Kneeing	03:48 PP
2nd	Nanne, Tyler	MINN	2.Tripping	17:41 PP

Win-Robson, Mat (10-10-4). Loss-Tommy Nappier (11-2-3).
Timeout Minnesota at 14:54/2nd period.
Timeout Ohio State at 18:45/3rd period.

GAME 31: MICHIGAN 4, NO. 6/5 OHIO STATE 2

**Hockey Game Box Score (Final)
#6 Ohio State vs Michigan (Feb 22, 2019 at Ann Arbor, Mich.)**

Ohio State (19-8-4 (12-6-3-2)) vs. Michigan (13-12-6 (9-8-4-2))
Date: Feb 22, 2019 • Location: Ann Arbor, Mich. • Arena: Yost Ice Arena
Attendance: 5800 • Start time: 6:33 pm • End time: 8:55 pm • Total time: 2:22

Prd	Time	Team	Scored by	Assists	Vis. on ice	Home on ice
1.	2nd 04:56	OSU	EV Mason Jobst/17	Gordi Myer/7 Miguel Fidler/3	26,12,5,17,50 21,13,23,43,33	
2.	2nd 19:58	UM	PP Quinn Hughes/5	Will Lockwood/13 Joseph Cecconi/16	5,26,50 43,10,33,91,13	
3.	3rd 05:44	OSU	EV Tanner Laczynski/9	Freddy Gerard/10 Garrett Van Whye/5	9,15,40,5,50 12,33,27,51,6	
4.	3rd 09:30	UM	EV Nolan Moyle/5	Garrett Van Whye/6 Quinn Hughes/26	72,24,25,7,10 27,51,43,33,21	
5.	3rd 16:49	UM	EV Nolan Moyle/6	Dakota Raabe/8 Garrett Van Whye/6	40,9,15,50,5 5,27,51,12,6,7,4	
6.	3rd 18:50	UM	EV Jimmy Lambert/2	Nicholas Boka/6 Jack Summers/9	5,16,6,40,50 23,74,6,8,21	

Goals by Period

Team	1	2	3	Tot
OSU	0	1	2	3
UM	0	1	3	4

Shots by Period

Team	1	2	3	Tot
OSU	10	12	9	31
UM	5	10	10	25

TEAM SUMMARY

#	Ohio State	G	A	Pi	Sh +/-	BI
3						

2018-19 Box Scores

GAME 33: NO. 7 OHIO STATE 5, MICHIGAN STATE 1

Hockey Game Box Score (Final) Michigan State vs #7 Ohio State (Mar 01, 2019 at Columbus, Ohio)

Michigan State (11-17-5, 7-12-4-2 B1G) vs. Ohio State (20-8-5, 13-6-4-3 B1G)
Date: Mar 01, 2019 • Location: Columbus, Ohio • Arena: Value City Arena
Attendance: 6270 • Start time: 6:33 pm • End time: 8:49 pm • Total time: 2:16

Prd	Time	Team	Scored by	Assists	Vts. on ice	Home on ice	Goals	Shots					
1	07:18	OSU	EV Eugene Fadyevyev/1	Miguel Fidler/4	2,10,23,71,8	21,12,61,5,17	MSU 0	1 0 1					
2	01:21	MSU	EV Apap, Tommy/5	Krygier, Cole/4	11,8,2,16,13	14,26,60,7,16	OSU 1	2 2 5					
3	13:48	OSU	EV Matt Miller/5	Tanner Laczynski/18	57,17,55,22,9	50,9,15,40,5	MSU 1	2 2 5					
4	16:32	OSU	EV Freddy Gerard/7	Freddy Gerard/12	57,17,55,22,9	15,9,40,6,3	MSU 1	2 2 5					
5	01:51	OSU	EV Ronnie Hein/11	Freddy Gerard/13	55,21,22,14,57	40,15,9,7,3	MSU 5	10 7 22					
6	05:31	OSU	EV John Wittala/8	Sasha Larocque/7	9,17,57,8,10	10,50,26,7,2,5	OSU 7	16 9 32					
TEAM SUMMARY													
# Michigan State	G	A	PI	Sh +/-	BI	# Ohio State	G	A	PI	Sh +/-	BI		
2 Osburn, Zach	0	0	2	1	0	1	3 Sasha Larocque	0	1	2	0	+2	2
8 Krygier, Cole	0	1	0	0	-1	1	5 Gordi Myer	0	0	0	2	+3	0
9 Lewandowski, Mi	0	0	0	1	-3	0	6 Tommy Parran	0	0	0	1	+1	1
10 Saliba, Sam	0	0	0	0	-2	0	7 Wyatt Ege	0	0	0	2	0	2
11 Apap, Tommy	1	0	0	2	+1	1	9 Tanner Laczynski	0	2	0	2	+3	3
12 Miller, Tommy	0	0	0	0	0	2	10 John Wittala	1	0	0	2	+1	0
13 Sanford, Brenna	0	0	1	1	+1	0	12 Miguel Fidler	0	1	0	3	+1	2
14 Goodsir, Adam	0	0	2	0	-1	0	14 Austin Pooley	0	0	0	1	-1	0
15 Krygier, Christa	0	0	1	0	0	0	15 Freddy Gerard	1	2	0	6	+3	1
16 Stevens, Brody	0	0	0	3	+1	1	16 Quinn Preston	0	0	0	0	-1	1
17 Hirose, Taro	0	0	0	1	-3	0	17 Sam McCormick	0	0	0	1	+1	0
21 Smith, Jake	0	0	1	-1	0	0	21 Eugene Fadyevyev	1	0	0	1	+1	0
22 Cesana, Dennis	0	0	0	4	-3	1	24 Ryan O'Connell	0	0	0	1	0	1
23 Milan, Cody	0	0	0	3	-1	0	25 Brendon Kearne	0	0	0	1	0	2
24 Kamer, Austin	0	0	0	0	0	2	26 Mason Jobst	0	0	0	1	0	0
44 Ghafari, Butrus	0	0	0	0	0	1	40 Ronnie Hein	1	1	0	2	+3	1
55 Khodorenko, Pat	0	0	4	2	-3	0	50 Matt Miller	1	1	0	2	+1	2
57 Rosburg, Jerad	0	0	0	2	-4	4	61 Grant Gabriele	0	0	0	2	+1	1
71 Lambdin, Logan	0	0	0	0	-1	0	72 Carson Meyer	0	0	2	2	+1	2
31 Lethemon, John							30 Sean Romeo						
41 Wright, Spencer	dnp						31 Evan Moyse	dnp					
Totals	1	1	8	22	-20	14	Totals	5	8	4	32	+2	21

GOALTENDERS															
# Michigan State	Dec	Min	GA	1	2	3	Saves	# Ohio State	Dec	Min	GA	1	2	3	Saves
1 DeRidder, Drew	L	60:00	5	6	14	7	27	37 Tommy Nappier	W	60:00	1	5	9	7	21

PENALTY SUMMARY											
Prd	Player	Team	Min	Offense	Time	Prd	Player	Team	Min	Offense	Time
1st	Khodorenko, Patrick	MSU	03:45	2.Interruption	PP	2nd	Khodorenko, Patrick	MSU	2.Hooking	19:14	PP
1st	Carson Meyer	OSU	17:32	2.Interruption	PP	3rd	Goodsir, Adam	MSU	2.Holding	06:36	PP
2nd	Osburn, Zach	MSU	04:05	2.Slashing	PP	3rd	Sasha Larocque	OSU	2.Tripping	11:19	PP

Win-Tommy Nappier (12-2-3). Loss-DeRidder, Drew (3-8-5).
MSU timeout at 5:31 of 3rd
OSU timeout at 14:03 of 3rd

GAME 34: MICHIGAN STATE 3, NO. 7 OHIO STATE 2

Hockey Game Box Score (Final) Michigan State vs #7 Ohio State (Mar 02, 2019 at Columbus, Ohio)

Michigan State (12-17-5, 8-12-4-2 B1G) vs. Ohio State (20-9-5, 13-7-4-3 B1G)
Date: Mar 02, 2019 • Location: Columbus, Ohio • Arena: Value City Arena
Attendance: 9322 • Start time: 5:05 pm • End time: 7:26 pm • Total time: 2:21

Prd	Time	Team	Scored by	Assists	Vts. on ice	Home on ice	Goals	Shots					
1	05:52	MSU	PP Khodorenko, Patrick/18	Milan, Cody/13	55,22,23,17,9	25,10,6,3	MSU 1	2 3 Tot					
2	10:37	OSU	PP Wyatt Ege/2	Quinn Preston/9	57,12,11,13	7,16,40,15,9	OSU 0	1 1 2					
3	01:02	MSU	EV Lewandowski, Mitch/16	Tanner Laczynski/20	9,22,57,55,17	9,40,7,3,15	MSU 1	2 3 Tot					
4	08:38	MSU	EV Stevens, Brody/5	Rosburg, Jerad/12	16,13,11,22,57	12,21,50,17,7	MSU 1	1 6 8 25					
5	17:13	OSU	EX Tanner Laczynski/10	John Wittala/8	9,55,57,12,17	9,40,10,50,26,5	OSU 10	6 18 34					
TEAM SUMMARY													
# Michigan State	G	A	PI	Sh +/-	BI	# Ohio State	G	A	PI	Sh +/-	BI		
2 Osburn, Zach	0	0	2	4	0	0	3 Sasha Larocque	0	0	2	0	-1	4
8 Krygier, Cole	0	0	0	0	0	1	5 Gordi Myer	0	0	0	0	+1	0
9 Lewandowski, Mi	1	0	2	3	0	1	6 Tommy Parran	0	0	0	4	0	0
10 Saliba, Sam	0	0	0	0	1	7	7 Wyatt Ege	1	0	0	3	-2	3
11 Apap, Tommy	0	0	0	0	+1	1	9 Tanner Laczynski	1	1	0	8	0	1
12 Miller, Tommy	0	1	0	0	-1	2	10 John Wittala	0	1	2	2	+1	0
13 Sanford, Brenna	0	1	0	0	+1	0	12 Miguel Fidler	0	0	0	0	-1	1
14 Goodsir, Adam	0	0	0	0	0	0	14 Austin Pooley	0	0	0	0	0	0
15 Krygier, Christa	0	0	0	0	0	0	15 Freddy Gerard	0	0	0	3	-1	0
16 Stevens, Brody	1	0	0	4	+1	0	16 Quinn Preston	0	1	0	0	0	2
17 Hirose, Taro	0	0	0	3	0	2	17 Sam McCormick	0	0	1	-1	0	0
18 Stachowiak, Woj	0	0	0	0	0	0	21 Eugene Fadyevyev	0	0	1	-1	1	0
22 Cesana, Dennis	0	2	0	1	+2	0	24 Ryan O'Connell	0	0	0	0	0	0
23 Milan, Cody	0	1	2	1	0	0	25 Brendon Kearne	0	0	0	0	0	2
24 Kamer, Austin	0	0	0	0	0	0	26 Mason Jobst	0	0	2	5	+1	0
44 Ghafari, Butrus	0	0	1	0	1	1	40 Ronnie Hein	0	0	2	3	0	0
55 Khodorenko, Pat	1	0	2	3	0	2	50 Matt Miller	0	1	0	2	0	0
57 Rosburg, Jerad	0	1	0	5	+1	5	61 Grant Gabriele	0	0	0	0	0	0
71 Lambdin, Logan	0	1	0	2	0	2	72 Carson Meyer	0	0	2	2	0	0
31 Lethemon, John							31 Evan Moyse						
41 Wright, Spencer	dnp						37 Tommy Nappier	dnp					
Totals	3	6	10	25	+5	18	Totals	2	4	10	34	-4	14

GOALTENDERS															
# Michigan State	Dec	Min	GA	1	2	3	Saves	# Ohio State	Dec	Min	GA	1	2	3	Saves
31 Lethemon, John	W	60:00	2	10	5	17	32	30 Sean Romeo	L	56:38	3	11	5	6	22
								EMPTY NET		3:22	0	0	0	0	0

PENALTY SUMMARY											
Prd	Player	Team	Min	Offense	Time	Prd	Player	Team	Min	Offense	Time
1st	Khodorenko, Patrick	MSU	04:38	2.Hooking	PP	2nd	Mason Jobst	OSU	2.Tripping	05:41	PP
1st	Lewandowski, Mitch	MSU	09:48	2.Slashing	PP	2nd	Carson Meyer	OSU	2.Boarding	06:30	PP
1st	Sasha Larocque	OSU	13:45	2.Slashing	PP	2nd	Osburn, Zach	MSU	2.Cross-Checking	10:21	PP
2nd	Ronnie Hein	OSU	2.Roughing	13:45	PP	2nd	Milan, Cody	MSU	2.Tripping	12:07	PP
2nd	Ronnie Hein	OSU	2.Cross-Checking	01:55	PP	3rd	Lambdin, Logan	MSU	2.Tripping	09:27	PP

Win-Lethemon, John (9-9-0). Loss-Sean Romeo (8-7-2).
OSU timeout at 18:14 of 3rd

OHIO STATE RESULTS

Date	Opponent	Result	OSU Goals	OSU/OPP SOG	OSU Goalie (Saves/GA)	OSU PP	OSU PK	OSU P/PIM	Att.	Overall (B1G)
10/12	at ASU	W 3-2	Gerard, Joshua (pp), Meyer (pp)	35/26	Romeo (24/2)	2/5	3/4	5/10	925	1-0-0
10/13	at ASU	W 3-0	Hein 2 (ev/en), Jobst (ps),	35/27	Nappier (27/0)	0/6	6/6	7/14	922	2-0-0
10/19	UMass	L 3-6	Meyer 2 (ps/pp), Joshua	38/27	Romeo (5/21)	1/5	3/5	5/10	4,416	2-1-0
10/20	UMass	W 3-1	Laczynski 2 , Jobst (en)	39/36	Nappier (35/1)	0/2	2/2	3/6	4,520	3-1-0
10/26	vs. BG	L 2-8	Jobst, Wiitala (pp)	33/28	Romeo (4/4) Nappier (5/2) Moyse (11/2)	1/8	4/8	8/16	5,871	3-2-0
10/27	at BG	T OT 2-2	Meyer, Gerard	30/25	Nappier (28/2)	0/4	5/6	6/12	5,000	3-2-1
11/2	at ND	W 1-0	Jobst (pp)	23/23	Romeo (23/0)	1/3	1/1	2/4	4,595	4-2-1 (1-0-0-0)
11/3	at ND	L 1-2	Jobst	39/38	Nappier (36/2)	0/2	3/3	3/6	4,165	4-3-1 (1-1-0-0)
11/9	at Colgate	W 3-0	Hein , Laczynski 2 (ev/en)	44/19	Romeo (19/0)	0/4	1/1	1/2	1,155	5-3-1
11/10	at Colgate	W 1-0	Joshua	36/24	Nappier (24/0)	0/4	4/4	4/8	1,640	6-3-1
11/16	vs. UW	W 4-0	Laczynski (pp), Kearney 2, Jobst	27/32	Romeo (32/0)	2/5	6/6	6/12	6,090	7-3-1 (2-1-0-0)
11/17	vs. UW	W 3-1	Preston, Myer (pp), Jobst (pp)	38/28	Nappier (27/1)	2/7	4/5	6/12	5,302	8-3-1 (3-1-0-0)
11/23	vs. PSU	L 3-4	Jobst (pp), Pooley (sh), Wiitala	43/44	Romeo (39/4)	1/4	2/4	5/10	6,034	8-4-1 (3-2-0-0)
11/24	vs. PSU	W 5-2	Jobst, Hein (pp), Joshua , Larocque (sh/en), Kearney (sh/en)	33/40	Nappier (38/2)	1/6	3/4	5/18	3,838	9-4-1 (4-2-0-0)
11/30	at MINN	T OT 2-2 (3x3W)	Wiitala, Hein	29/17	Romeo (15/2)	0/4	1/2	2/4	8,113	9-4-2 (4-2-1-1)
12/1	at MINN	T OT 2-2 (3x3W)	Kearney, Jobst (pp)	45/16	Nappier (14/2)	1/5	3/3	3/6	8,543	9-4-3 (4-2-2-2)
12/28	vs. MH	W 3-1	Pooley, Miller (pp), Jobst (pp)	44/21	Romeo (20/1)	2/5	6/6	7/14	4,957	10-4-3
12/29	vs. MH	W 5-4	Hein, Gerard (pp), Meyer 2, Larocque	50/26	Nappier (22/4)	1/4	2/3	3/6	4,394	11-4-3
1/4	at MSU	T OT 7-7 (3x3L)	Westlund 2 (ev/pp), Laczynski, Preston, Jobst, O'Connell, Joshua	39/36	Romeo (29/7)	1/3	1/3	3/6	5,585	11-4-4 (4-2-3-2)
1/5	at MSU	W 6-0	Hein , Preston, Jobst (pp), Wiitala (pp), Joshua (pp), Kearney	44/29	Nappier (29/0)	3/5	1/1	1/2	4,923	12-4-4 (5-2-3-2)
1/11	vs. UM	L 1-2	Gerard	23/31	Romeo (29/2)	0/3	2/2	3/6	10,084	12-5-4 (5-3-3-2)
1/12	vs. UM	W 4-2	Laczynski (pp), Ege, Preston , Hein (en)	22/28	Nappier (26/2)	1/3	1/2	2/4	9,857	13-5-4 (6-3-3-2)
1/18	at PSU	W 4-1	Westlund (pp/ev), Laczynski (pp), Hein	33/25	Romeo (24/2)	2/6	5/6	6/12	6,131	14-5-4 (7-3-3-2)
1/19	at PSU	W 6-4	Gabriele, Joshua 2 (pp/pp), Miller (pp), Westlund (pp), Jobst	39/38	Nappier (34/4)	4/10	3/3	5/10	6,094	15-5-4 (8-3-3-2)
2/1	vs. ND	W 4-2	Gerard 2 (eve/pp), Pooley, Kearney (en)	26/29	Romeo (27/2)	1/2	4/5	5/10	6,869	16-5-4 (9-3-3-2)
2/2	vs. ND	W 2-0	Miller , Meyer	24/30	Nappier (30/0)	0/1	1/1	1/2	7,994	17-5-4 (10-3-3-2)
2/8	at UW	W OT 2-1	Wiitala (pp), Miller	26/21	Romeo (20/1)	1/5	3/3	5/29	9,555	18-5-4 (11-3-3-2)
2/9	at UW	W 4-1	Joshua, Parran , Fidler, Jobst (sh/en)	23/30	Nappier (29/1)	0/7	7/7	9/18	15,359	19-5-4 (12-3-3-2)
2/15	vs. MINN	L 3-4	Wiitala, McCormick, Preston (ex)	24/23	Romeo (19/4)	0/1	3/4	4/8	5,400	19-6-4 (12-4-3-2)
2/16	vs. MINN	L 3-4	Jobst (pp), Meyer (pp), Hein	46/16	Nappier (12/4)	2/5	2/2	2/4	10,099	19-7-4 (12-5-3-2)
2/22	at UM	L 2-4	Jobst, Laczynski	31/25	Romeo (21/4)	0/4	4/5	5/10	5,800	19-8-4 (12-6-3-2)
2/23	at UM	T OT 3-3 (3x3W)	Meyer (pp), Kearney, Wiitala (pp)	26/30	Nappier (27/3)	2/4	3/4	8/38	5,800	19-8-5 (12-6-4-3)
3/1	vs. MSU	W 5-1	Fadyeyev, Miller , Gerard, Hein, Wiitala	32/22	Nappier (21/1)	0/4	2/2	2/4	6,270	20-8-5 (13-6-4-3)
3/2	vs. MSU	L 2-3	Ege (pp), Laczynski (ex)	34/25	Romeo (22/3)	1/4	3/4	5/10	9,322	20-8-5 (13-7-4-3)

OSU game-winning/tying goal in bold

B1G TOURNAMENT SEMIFINAL VS PSU

GOALS-ASSISTS-POINTS, PLUS/MINUS

Date	Opp.	Larocque	Myer	Parran	Ege	Joshua	Laczynski	Witala	Sadlocha	Fidler	Pooley	Gerard	Preston	McCormick
10/12	at ASU	0-0-0, 0	0-0-0, -1	0-0-0, +1	0-1-1, 0	1-0-1, 0	0-1-1, 0	0-0-0, -1	DNP	0-0-0, 0	0-0-0, 0	1-0-1, +1	0-0-0, -1	DNP
10/13	at ASU	0-0-0, +1	0-0-0, +1	0-0-0, 0	0-0-0, +1	0-0-0, 0	0-1-1, +1	0-1-1, +2	DNP	0-1-1, +1	0-0-0, 0	0-0-0, 0	DNP	0-0-0, 0
10/19	UMass	0-0-0, -1	0-0-0, 0	0-0-0, -2	0-0-0, 0	1-1-2, 0	0-1-1, -1	0-0-0, 0	DNP	0-0-0, 0	0-0-0, -2	0-0-0, -1	0-0-0, -2	DNP
10/20	UMass	0-0-0, +2	0-0-0, 0	DNP	0-1-1, +1	0-0-0, -1	2-0-2, +1	0-0-0, +1	DNP	DNP	DNP	0-0-0, 0	0-0-0, 0	DNP
10/26	vs. BG	0-0-0, -1	0-1-1, -2	DNP	0-0-0, 0	0-0-0, -3	0-0-0, -1	1-0-1, -1	DNP	DNP	0-0-0, 0	0-1-1, 0	0-0-0, 0	DNP
10/27	at BG	0-1-1, 0	0-0-0, 0	0-0-0, 0	0-0-0, +1	0-0-0, 0	DNP	0-0-0, 0	DNP	0-0-0, 0	0-0-0, 0	1-1-2, +1	0-0-0, 0	0-0-0, 0
11/2	at ND	0-0-0, 0	0-0-0, 0	0-0-0, 0	0-0-0, 0	0-0-0, 0	DNP	0-0-0, 0	DNP	DNP	0-0-0, 0	0-0-0, 0	0-0-0, 0	0-0-0, 0
11/3	at ND	0-0-0, +1	0-0-0, -1	0-0-0, 0	0-0-0, -1	0-0-0, 0	DNP	0-0-0, 0	DNP	0-0-0, -2	0-0-0, 0	0-1-1, +1	0-0-0, 0	DNP
11/9	at Colgate	0-0-0, +1	0-0-0, +1	0-0-0, +1	0-0-0, +1	0-1-1, +1	2-0-2, +3	0-0-0, 0	DNP	0-0-0, 0	0-0-0, 0	0-0-0, 0	0-0-0, 0	DNP
11/10	at Colgate	0-0-0, 0	0-0-0, 0	0-0-0, 0	0-0-0, +1	1-0-1, +1	0-0-0, 0	0-1-1, +1	DNP	0-0-0, 0	DNP	0-0-0, 0	0-0-0, 0	0-0-0, 0
11/16	vs. UW	0-0-0, 0	0-0-0, +1	0-0-0, 0	0-0-0, +1	0-1-1, 0	1-1-2, 0	0-0-0, +1	DNP	0-0-0, +1	DNP	0-0-0, 0	0-0-0, 0	0-1-1, +1
11/17	vs. UW	0-1-1, +1	1-0-1, 0	0-0-0, +1	0-0-0, 0	0-2-2, +1	0-2-2, 0	0-0-0, +1	DNP	DNP	0-0-0, 0	0-0-0, 0	1-0-1, +1	DNP
11/23	vs. PSU	0-1-1, 0	0-0-0, -1	0-0-0, +2	0-0-0, -1	0-0-0, +1	0-1-1, 0	1-0-1, 0	DNP	DNP	1-0-1, +1	0-0-0, -1	0-1-1, +1	0-0-0, 0
11/30	at MINN	0-0-0, 0	0-0-0, 0	0-0-0, +1	0-1-1, +1	0-0-0, +1	0-1-1, +2	1-0-1, 0	DNP	DNP	0-0-0, 0	0-1-1, +1	0-0-0, 0	DNP
12/1	at MINN	0-0-0, +1	0-0-0, -1	0-0-0, 0	0-0-0, 0	0-0-0, 0	0-1-1, -2	0-0-0, 0	DNP	DNP	0-1-1, +1	0-0-0, -2	0-0-0, 0	0-1-1, +1
12/28	vs. MH	0-0-0, 0	0-0-0, 0	0-0-0, 0	0-0-0, -1	0-1-1, 0	0-0-0, -1	0-0-0, 0	DNP	DNP	1-0-1, +1	0-0-0, 0	0-0-0, 0	0-1-1, +1
12/29	vs. MH	1-1-2, +2	0-0-0, +1	0-0-0, +1	0-0-0, -2	0-2-2, +1	0-2-2, 0	0-1-1, +1	DNP	0-0-0, -1	0-0-0, -1	1-1-2, +1	0-0-0, 0	DNP
1/4	at MSU	0-1-1, +2	0-1-1, +2	0-0-0, -1	0-0-0, -2	1-1-2, 0	1-0-1, -1	0-0-0, 0	DNP	DNP	0-0-0, 0	0-0-0, -1	1-2-3, +3	0-0-0, 0
1/5	at MSU	0-0-0, 0	0-0-0, +1	0-0-0, 0	0-0-0, +1	1-1-2, 0	0-1-1, 0	1-1-2, +1	DNP	DNP	0-0-0, 0	0-1-1, 0	1-0-1, +2	0-0-0, +1
1/11	vs. UM	0-0-0, -1	0-0-0, 0	0-0-0, 0	0-0-0, -1	0-1-1, +1	0-0-0, -1	0-0-0, 0	DNP	DNP	0-0-0, 0	1-0-1, 0	0-0-0, -1	0-0-0, 0
1/12	vs. UM	0-0-0, +1	0-0-0, 0	0-0-0, 0	1-1-2, +2	0-0-0, 0	1-1-2, +2	0-0-0, 0	DNP	DNP	0-0-0, 0	0-1-1, 0	1-0-1, +1	0-0-0, 0
1/18	at PSU	0-0-0, +2	0-1-1, 0	0-0-0, +1	0-0-0, +1	0-0-0, 0	1-2-3, +1	0-0-0, 0	DNP	0-0-0, 0	0-0-0, 0	0-1-1, +1	0-1-1, +1	0-0-0, 0
1/19	at PSU	0-0-0, -2	0-0-0, 0	0-0-0, -1	0-1-1, 0	2-0-2, -1	0-2-2, +1	0-0-0, -2	DNP	0-0-0, 0	0-0-0, 0	0-0-0, -1	0-0-0, 0	0-0-0, 0
2/1	vs. ND	0-0-0, 0	0-1-1, +2	0-0-0, -1	0-2-2, +2	0-0-0, +1	DNP	0-0-0, 0	DNP	0-0-0, 0	1-0-1, +1	2-0-2, +1	0-1-1, 0	0-0-0, 0
2/2	vs. ND	DNP	0-0-0, +1	0-0-0, 0	0-0-0, +1	0-1-1, +1	DNP	0-1-1, +1	DNP	0-0-0, 0	0-0-0, +1	0-0-0, 0	0-1-1, +1	0-0-0, 0
2/8	at UW	DNP	0-0-0, -1	0-0-0, 0	0-0-0, +1	0-0-0, 0	DNP	1-0-1, -1	DNP	0-0-0, 0	0-1-1, +1	0-0-0, 0	0-2-2, +1	0-0-0, 0
2/9	at UW	DNP	0-1-1, +2	1-0-1, +1	0-0-0, 0	1-0-1, +1	DNP	0-0-0, 0	DNP	1-1-2, +2	0-0-0, +1	0-0-0, 0	0-0-0, 0	0-0-0, +2
2/15	vs. MINN	0-0-0, 0	0-1-1, +1	0-0-0, -1	0-0-0, -1	0-0-0, +2	DNP	1-0-1, +2	DNP	0-0-0, -1	0-0-0, 0	0-1-1, -2	1-0-1, +1	1-0-1, 0
2/16	vs. MINN	0-1-1, 0	0-0-0, 0	0-1-1, 0	0-0-0, -2	0-1-1, -1	DNP	0-0-0, -1	DNP	0-0-0, -1	0-0-0, -2	0-0-0, +1	0-0-0, -2	0-0-0, -1
2/22	at UM	0-0-0, 0	0-1-1, 0	0-0-0, -1	0-0-0, -1	DNP	1-0-1, 0	0-0-0, -1	DNP	0-1-1, +1	0-0-0, 0	0-1-1, 0	0-0-0, -1	0-0-0, +1
2/23	at UM	0-0-0, 0	0-0-0, 0	0-0-0, 0	0-1-1, -2	DNP	0-0-0, 0	1-1-2, +1	DNP	0-0-0, 0	0-0-0, -2	0-1-1, 0	0-0-0, -1	0-0-0, -1
3/1	vs. MSU	0-1-1, +2	0-0-0, +3	0-0-0, +1	0-0-0, 0	DNP	0-2-2, +3	1-0-1, +1	DNP	0-1-1, +1	0-0-0, -1	1-2-3, +3	0-0-0, -1	0-0-0, +1
3/2	vs. MSU	0-0-0, -1	0-0-0, +1	0-0-0, 0	1-0-1, -2	DNP	1-1-2, 0	0-1-1, +1	DNP	0-0-0, -1	0-0-0, 0	0-0-0, -1	0-1-1, 0	0-0-0, -1

GOALS-ASSISTS-POINTS, PLUS/MINUS

Date	Opp.	Jennings	Peters	Fadyeyev	Rounds	O'Connell	Kearney	Jobst	Westlund	Hein	Miller	Gabriele	Meyer
10/12	at ASU	DNP	0-0-0, 0	DNP	DNP	0-0-0, +1	0-0-0, 0	0-2-2, +1	0-0-0, 0	0-0-0, -1	0-0-0, -1	DNP	1-1-2, +1
10/13	at ASU	DNP	0-0-0, 0	DNP	DNP	0-0-0, 0	0-0-0, 0	1-0-1, 0	0-0-0, 0	2-0-2, +2	0-1-1, +1	DNP	0-0-0, 0
10/9	UMass	DNP	0-0-0, 0	DNP	DNP	0-0-0, -2	0-0-0, -2	0-0-0, -1	0-1-1, 0	0-0-0, 0	0-0-0, -1	DNP	2-0-2, 0
10/20	UMass	0-0-0, 0	0-0-0, 0	0-0-0, 0	DNP	0-0-0, 0	0-0-0, 0	1-0-1, +1	0-0-0, 0	0-1-1, +2	0-0-0, 0	0-1-1, +1	0-0-0, 0
10/26	vs. BG	DNP	0-0-0, 0	0-0-0, 0	DNP	0-0-0, 0	0-0-0, 0	1-0-1, -1	0-1-1, -1	0-0-0, -1	0-0-0, -1	0-0-0, -1	0-1-1, -2
10/27	at BG	0-0-0, 0	DNP	0-0-0, 0	DNP	0-0-0, +1	0-0-0, 0	0-1-1, +1	0-0-0, 0	DNP	0-0-0, 0	DNP	1-1-2, +1
11/2	at ND	DNP	0-0-0, 0	0-0-0, 0	DNP	0-0-0, 0	0-0-0, 0	1-0-1, 0	0-1-1, 0	0-0-0, 0	0-0-0, 0	DNP	0-0-0, 0
11/3	at ND	DNP	0-0-0, 0	0-0-0, -1	DNP	0-0-0, -1	0-0-0, -1	1-0-1, 0	0-1-1, 0	0-0-0, 0	0-0-0, 0	DNP	0-1-1, 0
11/9	at Colgate	DNP	0-0-0, 0	DNP	DNP	0-0-0, +1	0-0-0, +1	0-0-0, 0	0-1-1, +2	1-0-1, +2	0-1-1, +1	DNP	0-0-0, 0
11/10	at Colgate	DNP	DNP	0-0-0, 0	DNP	0-0-0, +1	0-1-1, +1	0-0-0, 0	0-0-0, 0	0-0-0, 0	0-0-0, 0	DNP	0-0-0, 0
11/16	vs. UW	0-0-0, 0	DNP	DNP	DNP	0-0-0, +1	2-0-2, +2	1-0-1, 0	0-2-2, 0	0-1-1, +1	0-1-1, +1	DNP	0-0-0, 0
11/17	vs. UW	DNP	0-0-0, 0	0-0-0, 0	DNP	0-0-0, 0	0-0-0, 0	1-0-1, 0	0-1-1, 0	0-0-0, 0	0-0-0, 0	DNP	0-0-0, 0
11/23	vs. PSU	DNP	0-0-0, 0	DNP	DNP	0-0-0, 0	0-0-0, 0	1-1-2, +1	0-1-1, 0	0-0-0, -2	0-0-0, -1	DNP	0-0-0, 0
11/24	vs. PSU	DNP	0-0-0, 0	DNP	DNP	0-0-0, 0	1-0-1, +2	1-0-1, 0	0-1-1, +1	1-2-3, +2	0-1-1, -1	0-0-0, 0	0-2-2, +1
11/30	at MINN	DNP	0-0-0, 0	DNP	DNP	0-0-0, 0	0-0-0, 0	0-0-0, 0	0-0--0, 0	1-0-1, 0	0-1-1, 0	0-0-0, 0	0-0-0, -1
12/1	at MINN	DNP	DNP	DNP	DNP	0-0-0, 0	1-0-1, +1	1-0-1, 0	0-1-1, 0	0-0-0, -2	0-0-0, -2	0-0-0, 0	0-0-0, 0
12/28	vs. MH	DNP	DNP	DNP	DNP	0-0-0, 0	0-2-2, 0	1-1-2, 0	0-0-0, 0	0-0-0, -1	1-0-1, 0	0-0-0, +1	0-0-0, 0
12/29	vs. MH	DNP	DNP	DNP	DNP	0-0-0, 0	0-0-0, -1	0-0-0, 0	0-1-1, 0	1-1-2, +1	0-0-0, 0	0-0-0, 0	2-0-2, +2
1/4	at MSU	DNP	DNP	DNP	DNP	1-0-1, +2	0-0-0, -2	1-3-4, +3	2-1-3, +2	0-0-0, -1	0-0-0, -1	0-0-0, 0	0-1-1, 0
1/5	at MSU	DNP	DNP	DNP	DNP	0-0-0, 0	1-0-1, +1	1-2-3, +2	0-0-0, 0	1-1-2, +1	0-1-1, +3	0-1-1, +1	0-1-1, +1
1/11	vs. UM	DNP	0-0-0, -1	0-0-0, 0	DNP	DNP	0-0-0, -1	0-0-0, -1	DNP	0-0-0, 0	0-0-0, 0	0-0-0, 0	0-1-1, +1
1/12	vs. UM	0-0-0, 0	0-0-0, 0	DNP	DNP	DNP	0-0-0, -1	0-2-2, +2	DNP	1-0-1, +1	0-1-1, +2	0-0-0, -1	0-0-0, +1
1/18	at PSU	DNP	DNP	DNP	DNP	DNP	0-0-0, 0	0-2-2, +1	2-0-2, +1	1-0-1, +1	0-1-1, 0	0-0-0, 0	0-0-0, 0
1/19	at PSU	DNP	DNP	DNP	DNP	DNP	0-0-0, -1	1-2-3, 0	1-2-3, 0	0-1-1, -1	1-2-3, 0	1-0-1, +1	0-1-1, -3
2/1	vs. ND	DNP	0-1-1, +1	DNP	DNP	DNP	1-0-1, +1	0-1-1, +1	0-0-0, -1	0-0-0, +1	0-1-1, +1	0-0-0, 0	0-0-0, 0
2/2	vs. ND	DNP	0-0-0, 0	0-0-0, 0	DNP	0-0-0, +1	0-0-0, 0	0-1-1, +1	DNP	0-0-0, 0	1-0-1, +1	0-0-0, 0	1-0-1, +1
2/8	at UW	DNP	0-0-0, 0	0-0-0, 0	DNP	0-0-0, -1	0-1-1, 0	0-0-0, 0	DNP	0-0-0, 0	1-0-1, +1	0-0-0, 0	0-0-0, -1
2/9	at UW	DNP	0-0-0, 0	0-0-0, 0	DNP	0-0-0, 0	0-0-0, +2	1-0-1, 0	DNP	0-0-0, 0	0-1-1, +1	0-1-1, +2	0-0-0, 0
2/15	vs. MINN	DNP	0-0-0, -1	DNP	DNP	0-0-0, +1	0-0-0, -2	0-1-1, 0	DNP	0-2-2, +1	0-0-0, +1	0-0-0, -1	0-1-1, +1
2/16	vs. MINN	DNP	DNP	0-0-0, +1	DNP	0-0-0, -2	0-0-0, -2	1-0-1, -1	DNP	1-0-1, +1	0-2-2, -1	0-0-0, -1	1-1-2, -1
2/22	at UM	DNP	DNP	0-0-0, 0	DNP	0-0-0, -1	0-0-0, -1	1-0-1, +1	DNP	0-0-0, -1	0-0-0, 0	0-0-0, 0	0-0-0, -1
2/23	at UM	DNP	DNP	0-0-0, 0	DNP	0-1-1, +1	1-0-1, +1	0-0-0, -1	DNP	0-0-0, -1	0-1-1, -1	0-0-0, 0	1-1-2, +1
3/1	vs. MSU	DNP	DNP	1-0-1, +1	DNP	0-0-0, 0	0-0-0, 0	0-0-0, 0	DNP	1-1-2, +3	1-1-2, +1	0-0-0, +1	0-0-0, +1
3/2	vs. MSU	DNP	DNP	0-0-0, -1	DNP	0-0-0, 0	0-0-0, 0	0-0-0, +1	DNP	0-0-0, 0	0-1-1, 0	0-0-0, 0	0-0-0, 0

GOAL-BY-GOAL

#	Date	Opp.	Type	Player	Assist	Assist	Prd.
1	10/12	at ASU	5x5	Gerard	Meyer	--	1
2	10/12	at ASU	5x4 pp	Joshua	Jobst	Ege	2
3	10/12	at ASU	5x4 pp	Meyer	Laczynski	Jobst	2
4	10/13	at ASU	5x5	Hein	Laczynski	Miller	2
5	10/13	at ASU	PS	Jobst	--	--	3
6	10/13	at ASU	5x6 en	Hein	Fidler	Wiitala	3
7	10/19	UMass	PS	Meyer	--	--	2
8	10/19	UMass	5x4 pp	Meyer	Joshua	Laczynski	2
9	10/19	UMass	5x5	Joshua	Westlund	Romeo	3
10	10/20	UMass	5x5	Laczynski	Hein	Gabriele	1
11	10/20	UMass	4x4	Laczynski	Ege	--	3
12	10/20	UMass	5x6 en	Jobst	--	--	3
13	10/26	vs. BG	5x5	Jobst	Meyer	Gerard	3
14	10/26	vs. BG	5x4 pp	Wiitala	Westlund	Myer	3
15	10/27	at BG	5x5	Meyer	Gerard	Larocque	1
16	10/27	at BG	5x5	Gerard	Jobst	Meyer	3
17	11/2	at ND	5x4 pp	Jobst	Ege	Westlund	1
18	11/3	at ND	5x5	Jobst	Meyer	Gerard	2
19	11/9	at Colgate	5x5	Hein	Westlund	--	1
20	11/9	at Colgate	5x5	Laczynski	--	--	2
21	11/9	at Colgate	5x6 en	Laczynski	Joshua	Miller	3
22	11/10	at Colgate	5x5	Joshua	Wiitala	Kearney	3
23	11/16	vs. UW	5x4 pp	Laczynski	Westlund	Joshua	1
24	11/16	vs. UW	5x5	Kearney	Miller	Hein	1
25	11/16	vs. UW	5x4 pp	Jobst	Laczynski	Westlund	2
26	11/16	vs. UW	5x5	Kearney	McCormick	--	3
27	11/17	vs. UW	5x5	Preston	Joshua	Larocque	1
28	11/17	vs. UW	5x4 pp	Myer	Laczynski	Joshua	1
29	11/17	vs. UW	5x4 pp	Jobst	Westlund	Laczynski	2
30	11/23	vs. PSU	5x4 pp	Jobst	Westlund	Laczynski	1
31	11/23	vs. PSU	4x5 sh	Pooley	Jobst	--	2
32	11/23	vs. PSU	5x5	Wiitala	Larocque	Preston	3
33	11/24	vs. PSU	5x5	Jobst	Westlund	Meyer	1
34	11/24	vs. PSU	5x4 pp	Hein	Meyer	Miller	2
35	11/24	vs. PSU	5x5	Joshua	Wiitala	--	3
36	11/24	vs. PSU	4x6 sh/en	Larocque	Hein	--	3
37	11/24	vs. PSU	4x6 sh/en	Kearney	Hein	--	3
38	11/30	at MINN	5x5	Wiitala	Laczynski	Ege	2
39	11/30	at MINN	5x5	Hein	Gerard	Miller	3
40	12/1	at MINN	5x5	Kearney	Pooley	McCormick	1
41	12/1	at MINN	5x4 pp	Jobst	Westlund	Laczynski	1
42	12/28	vs. MH	5x5	Pooley	Kearney	McCormick	2
43	12/28	vs. MH	5x3 pp	Miller	Joshua	Jobst	3
44	12/28	vs. MH	5x4 pp	Jobst	Kearney	--	3
45	12/29	vs. MH	5x5	Hein	Laczynski	Larocque	1
46	12/29	vs. MH	5x4 pp	Gerard	Hein	Laczynski	1
47	12/29	vs. MH	5x5	Meyer	Joshua	Wiitala	2
48	12/29	vs. MH	5x5	Meyer	Gerard	Joshua	2
49	12/29	vs. MH	5x5	Larocque	Westlund	--	3
50	1/4	at MSU	5x5	Westlund	Jobst	Preston	1
51	1/4	at MSU	5x5	Laczynski	Myer	Larocque	1
52	1/4	at MSU	5x5	Preston	Westlund	--	1
53	1/4	at MSU	5x5	Jobst	Preston	--	2
54	1/4	at MSU	5x4 pp	Westlund	Joshua	Jobst	3
55	1/4	at MSU	5x5	O'Connell	Jobst	--	3
56	1/4	at MSU	5x5	Joshua	Meyer	--	3

57	1/5	at MSU	5x5	Hein	Wiitala	Miller	2
58	1/5	at MSU	5x5	Preston	Jobst	--	2
59	1/5	at MSU	5x4 pp	Jobst	Joshua	Laczynski	2
60	1/5	at MSU	5x4 pp	Wiitala	Hein	Gerard	3
61	1/5	at MSU	5x3 pp	Joshua	Jobst	Meyer	3
62	1/5	at MSU	5x5	Kearney	Gabriele	--	3
63	1/11	vs. UM	5x5	Gerard	Meyer	Joshua	1
64	1/12	vs. UM	5x3 pp	Laczynski	Jobst	Miller	2
65	1/12	vs. UM	5x5	Ege	Laczynski	Gerard	3
66	1/12	vs. UM	5x5	Preston	Jobst	Ege	3
67	1/12	vs. UM	5x6 en	Hein	--	--	3
68	1/18	at PSU	5x4 pp	Westlund	Miller	Laczynski	1
69	1/18	at PSU	5x3 pp	Laczynski	Jobst	Myer	2
70	1/18	at PSU	5x5	Westlund	Jobst	Preston	2
71	1/18	at PSU	5x5	Hein	Laczynski	Gerard	3
72	1/19	at PSU	5x5	Gabriele	Hein	--	1
73	1/19	at PSU	5x4 pp	Joshua	Laczynski	Miller	2
74	1/19	at PSU	5x3 pp	Miller	Jobst	Laczynski	2
75	1/19	at PSU	5x4 pp	Joshua	Westlund	Meyer	2
76	1/19	at PSU	5x4 pp	Westlund	Jobst	Ege	2
77	1/19	at PSU	5x5	Jobst	Westlund	Miller	3
78	2/1	vs. ND	5x5	Gerard	Ege	Peters	1
79	2/1	vs. ND	5x5	Pooley	Preston	Miller	2
80	2/1	vs. ND	5x4 pp	Gerard	Myer	Ege	3
81	2/1	vs. ND	5x6 en	Kearney	Jobst	--	3
82	2/2	vs. ND	5x5	Miller	Jobst	Preston	2
83	2/2	vs. ND	5x5	Meyer	Joshua	Wiitala	3
84	2/8	at UW	5x4 pp	Wiitala	Kearney	Preston	3
85	2/8	at UW	5x5	Miller	Preston	Pooley	OT
86	2/9	at UW	5x5	Joshua	--	--	1
87	2/9	at UW	5x5	Parran	Miller	Fidler	2
88	2/9	at UW	5x5	Fidler	Myer	Gabriele	2
89	2/9	at UW	4x6	Jobst	--	--	3
90	2/15	vs. MINN	5x5	Wiitala	Myer	Meyer	2
91	2/15	vs. MINN	5x5	McCormick	Hein	Gerard	3
92	2/15	vs. MINN	6x5 ex	Preston	Jobst	Hein	3
93	2/16	vs. MINN	5x4 pp	Jobst	Meyer	Miller	2
94	2/16	vs. MINN	5x4 pp	Meyer	Joshua	Miller	2
95	2/16	vs. MINN	5x5	Hein	Parran	Larocque	3
96	2/22	at UM	5x5	Jobst	Myer	Fidler	2
97	2/22	at UM	5x5	Laczynski	Gerard	--	3
98	2/23	at UM	5x4 pp	Meyer	Gerard	Ege	1
99	2/23	at UM	5x5	Kearney	O'Connell	Wiitala	2
100	2/23	at UM	5x4 pp	Wiitala	Miller	Meyer	2
101	3/1	vs. MSU	5x5	Fadyeyev	Fidler	--	1
102	3/1	vs. MSU	5x5	Miller	Laczynski	Gerard	2
103	3/1	vs. MSU	5x5	Gerard	Hein	Laczynski	2
104	3/1	vs. MSU	5x5	Hein	Gerard	Larocque	3
105	3/1	vs. MSU	5x5	Wiitala	Miller	--	3
106	3/2	vs. MSU	5x4 pp	Ege	Preston	Laczynski	2
107	3/2	vs. MSU	6x5 ex	Laczynski	Wiitala	Miller	3

OHIO STATE'S RECORDS WHEN ...

	Scores a Goal	Records an Assist	Scores a Point	Has positive +/-
Larocque	2-0-0	3-2-2	4-2-2	9-1-2
Myer	1-0-0	3-3-1	4-3-1	9-2-1
Parran	1-0-0	0-1-0	1-1-0	7-1-1
Ege	1-1-0	6-0-2	6-1-2	12-0-2
Joshua	6-1-1	7-3-1	12-3-1	7-3-1
Laczynski	5-3-1	10-3-2	12-4-3	7-0-1
Wiitala	3-3-2	6-1-1	8-4-2	9-2-1
Sadlocha				
Fidler	1-0-0	3-1-0	3-1-0	4-1-0
Pooley	2-1-0	1-0-1	3-1-1	5-1-1
Gerard	4-1-1	5-3-3	7-4-3	5-2-2
Preston	3-1-1	4-2-1	7-3-1	5-2-1
McCormick	0-1-0	2-0-1	2-1-1	5-1-1
Jennings				
Peters		1-0-0	1-0-0	1-0-0
Fadyeyev	1-0-0		1-0-0	1-1-0
Rounds				
O'Connell	0-0-1	0-0-1	0-0-2	5-1-3
Kearney	4-0-2	3-0-0	6-0-2	7-0-2
Jobst	10-5-2	8-3-2	14-6-2	7-3-2
Westlund	2-0-1	7-3-2	8-3-2	3-0-1
Romeo		0-1-0	0-1-0	
Moyse				
Nappier				
Hein	8-1-1	6-1-0	11-2-1	11-2-0
Miller	5-0-0	11-2-2	14-2-2	10-1-0
Gabriele	1-0-0	3-0-0	4-0-0	6-0-0
Meyer	3-2-2	4-5-3	6-6-3	7-2-2

Playing at home	10-7-0
Playing on the road	10-2-5
Playing at a neutral site	
Game goes to overtime	1-0-5
B1G game goes to 3x3 OT	0-0-4-3
B1G game goes to a shootout	
OSU scores first	17-4-4
Opponent scores first	3-5-1
Leading after one period	9-2-3
Trailing after one period	0-4-1
Tied after one period	10-3-1
Leading after two periods	13-0-3
Trailing after two periods	1-6-0
Tied after two periods	6-3-2
OSU outshoots opponent	13-8-3
Opponent outshoots OSU	6-1-2
Shots are even	1-0-0
Game is decided by one goal	5-6-0
Game decided by two goals	7-1-0
Game decided by three goals	5-1-0
Game decided by 4+ goals	3-1-0
OSU has more PIM than opp.	3-3-1
Opp. has more PIM than OSU	12-3-2
Penalties are even	5-3-1
Scoring zero goals	
Scoring one goal	2-2-0
Scoring two goals	2-3-3
Scoring three goals	6-4-1
Scoring four goals	5-0-0
Scoring five goals	3-0-0
Scoring six or more goals	2-0-1

Scoring zero PPG	7-4-2
Scoring one power-play goal	6-4-2
Scoring two power-play goals	5-1-2
Scoring three or more PPG	2-0-0
Recording 11-20 shots	
Recording 21-30 shots	7-2-3
Recording 31-40 shots	9-4-1
Recording 41-50 shots	4-2-1
Recording 51+ shots	
Allowing 11-20 shots on goal	1-1-2
Allowing 21-30 shots on goal	15-4-2
Allowing 31-40 shots on goal	4-2-1
Allowing 41-50 shots on goal	0-1-0
Allowing 51+ or more shots	
Playing in October	3-2-1
Playing in November	6-2-1
Playing in December	2-0-1
Playing in January	4-1-1
Playing in February	4-3-1
Playing in March	1-0-0
On Olympic Size Ice	2-0-2
In white primary sweaters	4-3-0
In scarlet sweaters	10-2-5
In white alternate sweaters	6-2-0
In military sweaters	0-1-0
In first game of series/week-end	9-6-2
In second game of series/week-end	11-2-3
On Friday	9-6-2
On Saturday	11-2-3

GOAL BREAKDOWNS

Type	OSU	OPP
Even Strength	70	48
5x5	60	43
4x4	1	2
Empty Net (5x6)	5	1
Penalty Shot	2	
Extra Attacker (6x5)	2	2
Power Play	33	23
5x4	27	21
5x3	5	1
4x3	1	
6x4 (pp/ex)		1
Shorthanded	4	5
4x5	1	4
3x5	2	1
4x6	1	
First Minute of Game		1
First Goal of Game	25	9
First Minute of Period	1	3
Last Minute of Period	13	6
Home	55	45
Away	52	31
Neutral		
Totals	107	76

MULTIPLE GOAL GAMES					
	2G	3G	4G	5G	Total
Gerard	1				1
Hein	1				1
Joshua	1				1
Kearney	1				1
Laczynski	2				2
Meyer	2				2
Westlund	2				2

MULTIPLE ASSIST GAMES					
	2A	3A	4A	5A	Total
Ege	1				1
Gerard	1				1
Hein	2				2
Jobst	5	1			6
Joshua	1				1
Kearney	1				1
Laczynski	4				4
Meyer	1				1
Miller	2				2
Preston	2				2
Westlund	2				2

MULTIPLE POINT GAMES					
	2P	3P	4P	5P	Total
Ege	2				2
Fidler	1				1
Gerard	3	1			4
Hein	4	1			5
Jobst	4	2	1		8
Kearney	2				2
Joshua	6				6
Laczynski	7	1			8
Larocque	1				1
Meyer	7				7
Miller	2	1			3
Preston	1	1			2
Westlund	2	2			4
Wiitala	2				2