



# 2022 PENN STATE BASEBALL

PENN STATE VS. GEORGETOWN | MAY 10, 2022 | BOWIE, MD.

## 2022 SCHEDULE

Date Opponent Time/Result

### FEBRUARY

18	vs. Monmouth (Cary, N.C.)	L, 1-10
19	vs. LIU (DH) (Cary, N.C.)	W, 14-3/L, 8-11
20	vs. Northeastern (Cary, N.C.)	L, 1-8
25	vs. Maine (Cary, N.C.)	W, 4-3
26	vs. Maine (DH) (Cary, N.C.)	L, 3-5/W, 9-3

### MARCH

4	at #5 Virginia (ACCNX)	L, 1-10
5	at #5 Virginia (ACCNX)	L, 4-10
6	at #5 Virginia (ACCNX)	L, 1-13
8	at VMI (ESPN+)	L, 4-11
11	vs. UMass (Cary, N.C.)	W, 10-6
12	vs. UMass (Cary, N.C.)	L, 4-11
13	vs. UMass (Cary, N.C.)	W, 1-0
15-16	NIAGARA (B1G+)	Canceled
18	MILWAUKEE (B1G+)	W, 6-4
19	MILWAUKEE (B1G+)	W, 4-3
20	MILWAUKEE (B1G+)	L, 0-12
22	YOUNGSTOWN STATE (B1G+)	L, 1-2
25	RUTGERS* (B1G+)	L, 4-6
25	RUTGERS* (B1G+)	W, 8-6
26	RUTGERS* (B1G+)	L, 6-20
29	PITT (B1G+)	PPD
30	ST. BONAVENTURE (B1G+)	W, 3-2 (10)

### APRIL

1	at #23 Maryland* (B1G+)	L, 4-8
2	at #23 Maryland* (B1G+)	W, 6-4 (10)
3	at #23 Maryland* (B1G+)	L, 2-7
6	BUCKNELL (B1G+)	W, 7-6
9	at Northwestern* (B1G+)	L, 4-5
9	at Northwestern* (B1G+)	W, 4-1
10	at Northwestern* (B1G+)	L, 2-5 (10)
12	WEST VIRGINIA (B1G+)	L, 4-8
14	PURDUE* (B1G+)	W, 12-7
15	PURDUE* (B1G+)	L, 5-11
16	PURDUE* (B1G+)	W, 7-5
20	MOUNT ST. MARY'S (B1G+)	W, 11-6
22	at Minnesota* (B1G+)	L, 3-7
23	at Minnesota* (B1G+)	W, 5-1
24	at Minnesota* (B1G+)	W, 6-5
26	BUCKNELL (B1G+)	L, 7-8
27	at West Virginia (ESPN+)	W, 8-4
29	OMAHA (B1G+)	W, 8-7
30	OMAHA (B1G+)	W, 4-3

### MAY

1	OMAHA (B1G+)	Canceled
8	MICHIGAN STATE* (B1G+)	W, 15-3
8	MICHIGAN STATE* (B1G+)	W, 10-4
9	MICHIGAN STATE* (B1G+)	W, 10-9 (11)
10	at Georgetown (Bowie Baysox Stadium)	6 p.m.
13	at Ohio State* (B1G+)	6:05 p.m.
14	at Ohio State* (B1G+)	3:05 p.m.
15	at Ohio State* (BTN)	1:05 p.m.
17	at Pitt (PNC Park)	6 p.m.
19	ILLINOIS* (B1G+)	6 P.M.
20	ILLINOIS* (B1G+)	6 P.M.
21	ILLINOIS* (B1G+, Senior Day)	1 P.M.
25-29	Big Ten Tournament (Omaha, Neb.)	TBA

## STRATEGIC COMMUNICATIONS

Primary Contact.....Paul Marboe  
 Office Phone.....814-865-1757  
 Cell Phone .....814-777-7604  
 Email .....prms5118@psu.edu

## PENN STATE NITTANY LIONS

(23-21, 10-8 BIG TEN)



vs.

## GEORGETOWN HOYAS

(27-19, 7-8 BIG EAST)



GOPSUSPORTS.COM | @PENNSTATEBASE | PRINCE GEORGE'S STADIUM  
 HOYAVISION | RADIO: ESPN Radio 103.7/1450 (Brian Tripp)

ONLINE | Links to live video, live audio and live stats available at GoPSUSports.com

## LEADING OFF

- Penn State visits Georgetown for a non-conference matchup on Tuesday.
- The Nittany Lions are 27-9 all-time against the Hoyas and will meet Georgetown for the first time since 1998.
- Penn State has won six-straight games, beginning with an 8-4 win at West Virginia on April 27. Penn State is 10-2 in its last 12 games.
- The Nittany Lions are coming off a three-game sweep over Michigan State.
- Penn State swept Sunday's doubleheader, winning 15-3 and 10-4.
- On Monday, the Nittany Lions walked it off in the 11th on a bases-loaded walk by Johnny Piacentino for a 10-9 win.
- In Monday's win, Jay Harry set a program record with six hits, including a double, and scored three runs. Matt Wood batted .500 in the series with a double, two homers, six runs and seven RBI.
- Harry's six hits are tied for the most in a Division I game this season.
- Wood ranks sixth in the nation in batting average (.422) and 11th in on-base percentage (.510), leading the Big Ten in both categories.

## PROJECTED STARTERS



Tommy Molsky  
 RHP | Fr. | 6-1 | 160  
 Dillsburg, Pa.  
 12 Appearances/9 Starts  
 0-5, 6.64 ERA, 35K/18BB

## LINEUP (MOST STARTS BY POSITION)

No.	Name	Pos.	B/T	Ht./Wt.	Yr.	AVG	HR	RBI
14	Matt Wood	C	L/R	5-10/190	Jr.	.422	8	44
3	Cole Bartels	1B	R/R	6-3/195	Gr.	.274	2	18
19	Derek Cease	2B	R/R	5-8/150	Fr.	.250	0	5
1	Jay Harry	SS	L/R	6-0/195	So.	.339	5	24
2	Kyle Hannon	2B	L/R	5-10/194	So.	.273	1	10
13	Tayven Kelley	Lf	R/R	6-3/200	Jr.	.209	0	17
22	Johnny Piacentino	CF	R/R	5-11/185	Jr.	.274	2	22
35	Billy Gerlott	RF	R/R	6-1/195	So.	.224	4	22
41	Josh Spiegel	DH	R/R	6-3/206	R-Jr.	.315	7	35

No.	Name	Pos.	B/T	Yr.	Ht.	Wt.	Hometown/High School/Last School
1	Jay Harry	IF	L/R	So.	6-0	195	Metuchen, N.J./Metuchen
2	Kyle Hannon	IF/OF	L/R	So.	5-10	194	Harrisburg, Pa. / Red Land
3	Cole Bartels	OF/IF	R/R	Gr.	6-3	195	Belmont, Mass. / Belmont
4	Tyson Cooper	C/IF	S/R	R-So.	5-9	200	State College, Pa. / State College Area
5	Carson Ertter	OF	L/L	Jr.	5-10	175	Ebensburg, Pa. / Bishop Carroll Catholic
6	Joe Nastasi	RHP	R/R	So.	6-0	217	State College, Pa. / State College
7	C.J. Pittaro	IF	L/R	So.	6-1	195	Hamilton, N.J. / Steinert / Vanderbilt
9	Connor Throneberry	IF/RHP	R/R	Fr.	6-6	230	St. Louis, Mo. / Marquette Senior
11	Chad Rogers	RHP	R/R	So.	6-5	220	Mentor, Ohio/Mentor
12	Kellan Tulio	LHP	L/L	Jr.	6-2	215	Emmaus, Pa. / Emmaus / Louisville
13	Tayven Kelley	OF	R/R	Jr.	6-3	200	Boiling Springs, Pa. / Boiling Springs
14	Matt Wood	C	L/R	Jr.	5-10	190	Gibsonia, Pa. / Pine Richland
15	Brenden Franks	IF/RHP	R/R	Jr.	6-3	205	State College, Pa. / State College
17	Seneca Gregory	RHP	R/R	Fr.	6-4	225	Stafford, Va. / Mountain View
18	Mason Mellott	RHP	R/R	Gr.	6-0	205	State College, Pa. / State College Area
19	Derek Cease	RHP/IF	R/R	Fr.	5-8	150	Plymouth, Pa. / Greater Nanticoke Area
20	Blaise Sciafani	RHP	R/R	Sr.	6-6	200	Souderton, Pa. / Souderton / UMass Lowell
21	Steven Miller	RHP	R/R	Sr.	6-1	190	Pittsburgh, Pa. / North Hills
22	Johnny Piacentino	OF	R/R	Jr.	5-11	185	Cherry Hill, N.J. / Bishop Eustace Prep
23	Jake Cooper	IF	R/R	Fr.	5-9	195	State College, Pa. / State College Area
24	Jaden Henline	RHP	L/R	So.	6-2	195	New Cumberland, Pa. / Red Land
25	Chase Renner	RHP	R/R	Fr.	6-4	190	Alburtis, Pa. / Brandywine Heights
27	Tommy Molsky	RHP	R/R	Fr.	6-1	160	Dillsburg, Pa. / Northern York County
28	Hutch Gagnon	LHP	L/L	Sr.	6-3	220	Downingtown, Pa. / Downingtown East
29	Carson Kohls	RHP	R/R	So.	6-0	195	Sacramento, Calif. / El Camino
30	Anthony Steele	1B/LHP/OFL/L	Fr.	6-4	225	Shelton, Conn. / Shelton	
31	Ryan Partridge	LHP	R/L	Jr.	6-3	215	Wexford, Pa. / North Allegheny
33	Travis Luensmann	RHP	R/R	So.	6-6	234	Altoona, Pa. / Bellewood-Antis / South Carolina
34	Richie Paltridge	LHP/1B/OF/L/L	So.	6-3	194	Montgomery, N.Y. / John S. Burke Catholic	
35	Billy Gerlott	OF/IF	R/R	So.	6-1	195	Auburn, Pa. / Blue Mountain
36	Tyler Shingledecker	LHP	R/L	Sr.	6-3	185	Huntersville, N.C. / Hough
37	Jordan Morales	LHP	R/L	Jr.	5-9	175	Souderton, Pa. / Souderton / LaSalle
40	Ben Kailher	IF	R/R	Jr.	5-8	160	Rumford, R.I. / Providence Country Day
41	Josh Spiegel	C/1B	R/R	R-Jr.	6-3	206	Jennette, Pa. / Penn Trafford / Oklahoma State
46	Noah Burke	OF	L/R	Fr.	6-0	192	Pittsburgh, Pa. / Canon McMillan
49	Ben DeMell	RHP/IF	L/R	Fr.	6-5	205	Concord, Ohio / Gilmour Academy

**ALPHABETICAL ROSTER**

3	Cole Bartels
46	Noah Burke
19	Derek Cease
23	Jake Cooper
4	Tyson Cooper
8	Patrick DeMarco
49	Ben DeMell
5	Carson Ertter
44	Devin Fletcher
15	Brenden Franks
28	Hutch Gagnon
35	Billy Gerlott
17	Seneca Gregory
2	Kyle Hannon
1	Jay Harry
24	Jaden Henline
40	Ben Kailher
29	Carson Kohls
33	Travis Luensmann
18	Mason Mellott
21	Steven Miller
27	Tommy Molsky
37	Jordan Morales
6	Joe Nastasi
34	Richie Paltridge
31	Ryan Partridge
22	Johnny Piacentino
7	C.J. Pittaro
25	Chase Renner
11	Chad Rogers
20	Blaise Sciafani
36	Tyler Shingledecker
41	Josh Spiegel
30	Anthony Steele
9	Connor Throneberry
12	Kellan Tulio
14	Matt Wood

**PRONUNCIATION GUIDE**

19	Derek <b>Cease</b>	See-ce
40	Ben <b>Kailher</b>	Kal-er
33	Travis <b>Luensmann</b>	Lunns-min
18	Mason <b>Mellott</b>	MEL-lot
22	Johnny <b>Piacentino</b>	Pea-ess-en-tee-no
7	C.J. <b>Pittaro</b>	Pi-TAR-o
41	Josh <b>Spiegel</b>	Spee-gol
12	Kellan <b>Tulio</b>	TOO-lee-oh

**ROSTER BREAKDOWN BY STATE**

California - 2	New York - 1
Connecticut - 1	North Carolina - 1
Georgia - 1	Ohio - 2
Massachusetts - 1	Pennsylvania - 25
Missouri - 1	Rhode Island - 1
New Jersey - 3	Virginia - 1

**ROSTER BREAKDOWN BY ELIGIBILITY**

Freshmen - 12
Sophomores - 11
Juniors - 10
Seniors/Graduates - 6

**ROSTER BREAKDOWN BY POSITION**

Catchers - 3	Left-Handed Pitchers - 8
Infielders - 14	Right-Handed Pitchers - 17
Outfielders - 9	

**PENN STATE QUICK FACTS**

**GENERAL INFORMATION**

Location ..... University Park, Pa.  
 Founded ..... 1855  
 Enrollment ..... 47,559  
 Colors ..... Blue and White  
 Conference ..... Big Ten  
 Nickname ..... Nittany Lions  
 President ..... Eric J. Barron  
 Director of Athletics ..... Sandy Barbour

**TEAM INFORMATION**

2021 Record ..... 18-24  
 2021 Big Ten Record/Finish ..... 18-24/9th  
 Postseason ..... None  
 All-Time Record (Years) ..... 2,102-1,543-21 (133)  
 All-Time Big Ten Record (Years) ..... 332-423 (30)  
 NCAA Tournament Appearances ..... 19  
 NCAA Tournament Record ..... 25-24  
 NCAA Super Regional Appearances ..... 1  
 College World Series Appearances ..... 5  
 (1952, 1957, 1959, 1963, 1973)  
 Best CWS Finish ..... Second (1957)  
 Last NCAA Tournament Appearance ..... 2000

**BASEBALL STAFF**

Head Coach ..... Rob Cooper  
 PSU Record (Years) ..... 170-237 (8)  
 Career Record (Years) ..... 456-467 (16)  
 Assistant Coaches ..... Josh Newman  
 .....(Pitching)  
 ..... Sean Moore (Hitting)  
 Volunteer Asst. Coach ..... Dallas Burke  
 .....(Hitting/Catchers)  
 Dir. of Operations/Player Development...  
 .....Jake Stone  
 Athletic Trainer .....Rebecca Barta

**STADIUM INFORMATION**

Home Stadium ... Medlar Field at Lubrano Park  
 First Season ..... 2007  
 Capacity ..... 5,406  
 Press Box Phone ..... (814) 441-9145

**MEDIA RELATIONS INFORMATION**

Baseball Contact ..... Paul Marboe  
 Cell Phone ..... (814) 777-7604  
 Email ..... prm5118@psu.edu  
 Website ..... GoPSUsports.com  
 Twitter ..... @PennStateBASE  
 Instagram ..... @PennStateBASE  
 Facebook Page ..... facebook.com/  
 pennstatebaseball

**Wood Leading Big Ten In Batting Average**

- Through 43 games played, junior Matt Wood is batting .422 with 12 doubles, three triples, eight homers, 44 RBI and 42 runs.
- He leads the Big Ten in batting average (.422), good for sixth in the country and second among Division I catchers. He also paces the conference in on-base percentage (.510), sitting 11th in the nation.
- In batting average, Wood is 30 points ahead of the second-highest average in the Big Ten.
- Wood also sits second in the Big Ten in hits per game (1.51), slugging percentage (.695) and OPS (1.205), fourth in triples (3) and sixth in hits (65).
- Wood leads the Nittany Lions in batting average, hits, runs, triples, homers, RBI, walks (28), slugging percentage and on-base percentage. He's tied with Ben Kailher for the team lead in steals (5).
- Among Division I catchers, Wood ranks second in batting average and on-base percentage, third in OPS, sixth in triples and seventh in slugging percentage.
- The lefty batter has been impressive facing righty (.411) and lefty (.447) pitchers.
- Wood is batting .514 with runners in scoring position.
- In Big Ten play, Wood is hitting .478 with 32 hits in 18 games. He has six doubles, two triples, four homers and 23 RBI. He has an OPS of 1.318.
- Wood paces PSU with 22 multi-hit games and 10 multi-RBI games this season and is riding a current 26-game hit streak. The 26-game streak is the second-longest in program history behind only Michael Campo (41, 2000).
- During the 26-game hit streak, Wood has 15 multi-hit performances. He is batting .469 (45-of-96) with eight doubles, two triples and four homers.

**Pennsylvania Influence In Pitching Staff**

- In 39 of 44 games this season, Penn State's starting pitcher has been a Pennsylvania native.
- Sophomore Travis Luensmann (Altoona) has made 10 starts, and 12 appearances, with 64 strikeouts in 54.1 innings. Luensmann struck out eight in six innings against Maine (2/25).
- In Big Ten games, Luensmann has a 2.77 ERA in six appearances (four starts), sitting third in the conference.
- Freshman Tommy Molsky has made nine starts, and 12 appearances, tallying 35 strikeouts. Molsky tied a career high with six strikeouts against UMass (3/12).
- Graduate student Mason Mellott has made four starts and 17 appearances.
- Mellott, graduating in August 2021 with a bachelor's degree in Kinesiology, is tied third all-time at Penn State with 15 saves and ranks third with 84 appearances, one appearance away from tying David Lutz (2007-10) for second.
- Junior Kellan Tulio has made eight starts and 12 appearances. with 39 strikeouts and a 4.50 ERA. He threw five innings, allowing no earned runs, and struck out a career-high seven at Northwestern (4/9).
- Jaden Henline has struck out 50 batters in 50 innings and sits fourth in the Big Ten in strikeout-to-walk ratio (3.85). He threw a complete game to earn the win against Michigan State (5/8), allowing three runs (two earned) and striking out six. It was PSU's first complete game since Greg Welsh vs. Michigan State on May 17, 2013.
- Senior Pittsburgh native Steven Miller made his first career start at Northwestern (4/9), throwing three shutout innings and striking out three. He has 29 strikeouts.
- Senior Tyler Shingledecker has made 17 appearances and three starts with a team-high five wins. The lefty has held opponents without an earned run in 10 of his 17 outings. He has 44 strikeouts and only 11 walks.
- Junior Souderton native Jordan Morales leads PSU with 22 appearances and has 48 strikeouts and only nine walks. He is 3-0 on the season.
- Carson Kohls has been another effective member out of the bullpen in 12 appearances (one start), including two scoreless outings where he went three or more innings.
- Entering the season, Penn State was challenged with replacing a 2021 rotation that featured three MLB draft selections in Conor Larkin (9th round, Toronto Blue Jays), Kyle Virbitsky (17th round, Oakland A's) and Bailey Dees (18th round, New York Yankees).
- The Nittany Lions were one of only four Division I schools to have all three members of their starting rotation selected. Penn State has eight pitchers who have been drafted since 2016.

**Penn State Hitting Stride**

- The Nittany Lions have won six-straight games since its April 27 win over West Virginia and have won 10 of their last 12 games.
- Penn State has won three-straight Big Ten series for the first time since 2012 and is coming off a three-game sweep over Michigan State.
- Over the last 12 games, Penn State is hitting .307 as a team with 131 hits and 94 runs. The Nittany Lions have tallied 45 extra-base hits.
- Matt Wood leads five batters hitting over .300 during that stretch with a .442 average. Jay Harry (.417), Josh Spiegel (.404), Derek Cease (.360) and Cole Bartels (.302) are also hitting over .300. Spiegel has 21 hits, Harry has 20 and Wood has 19.
- Over those 12 games, Penn State has a 4.38 team ERA. Mason Mellott is 2-0 with an 0.73 ERA in five appearances.

**Nittany Lions Finding Power In Big Ten Play**

- In 18 Big Ten games, Penn State has collected 61 extra-base hits, including 31 doubles, 10 triples and 20 homers.
- Matt Wood leads the Nittany Lions with 12 extra-base hits, including six doubles, two triples and four homers, to go with 23 RBI.
- Jay Harry has 11 extra base hits (five doubles, two triples, four homers), while Josh Spiegel has 10 (five doubles, one triple, four homers). Spiegel has 19 RBI, while Harry has scored 17 runs.
- On the season, Wood leads PSU with eight homers to go with 12 doubles, while Spiegel paces PSU with 14 doubles. Spiegel has seven homers and 35 RBI this season, while Jay Harry has five homers. Billy Gerlott has four homers.
- Penn State has already recorded 16 triples this season, leading the Big Ten, and sits just two off the program record, accomplished in 1986, 2007 and 2010.
- Led by Wood, Tayven Kelley and Johnny Piacentino's three triples, six Nittany Lions have multiple triples this season.

**THE OPPOSITION**

**Scouting Georgetown**

- Georgetown is coached by Edwin Thompson, in his second season.
- Under Thompson, the Hoyas are 33-44.
- Georgetown is 27-19 overall this season with a 7-8 mark in Big East play.
- The Hoyas have a team batting average of .268 and have tallied 78 homers this season.
- Jake Hyde leads Georgetown's offense in a bunch of categories: average (.352), hits (68), runs (56), doubles (14), homers (17) and RBI (47).
- Ubaldo Lopez has hit 16 homers, while Ethan Stern has 10 homers and 15 stolen bases.
- Georgetown has a 5.63 team ERA.
- Ayden Head leads Georgetown with 21 appearances with a 3.32 ERA.
- Nolan McCarthy paces the Hoys in innings (64) and strikeouts (78).

**Against The Hoyas**

- The Nittany Lions will meet Georgetown for the 36th time in program history.
- The teams will play for the first time since 1998. Penn State has won 17 of the last 18 matchups, dating back to 1953.
- In the last matchup, Penn State earned an 11-3 win on April 7, 1998.

**BY THE NUMBERS**

	<b>Penn State</b>	<b>Georgetown</b>
Batting Average	.276	.268
Slugging Percentage	.406	.472
On-Base Percentage	.361	.378
Runs Scored	241	319
Hits	416	418
Doubles	72	77
Triples	17	4
Home Runs	30	78
Stolen Bases-Attempts	32-47	53-70
ERA	5.27	5.63
Strikeouts	417	384
Opponent Batting Average	.272	.266
Fielding Percentage	.960	.966
Errors	67	57

**INSIDE THE SERIES**

Overall:	Penn State Leads, 27-9	
Last Meeting:	W, 11-3; April 7, 1998	
Current Streak:	W, 1	
At Home:	12-1	
At Georgetown:	14-7	
Neutral Site:	0-0	
N/A:	1-1	
<b>Last Five Meetings:</b>		
4/7/98	A	W, 11-3
4/7/98	A	L, 1-7
3/25/97	H	W, 3-2
3/25/97	H	W, 6-1
1973	N/A	W, 6-4

**STARTING LINEUPS**

OPPONENT	C	1B	2B	3B	SS	LF	CF	RF	DH	SP
vs. Monmouth (2/18)	Wood	Spiegel	Hannon	Pittaro	Harry	Bartels	Piacentino	Kelley	Gerlott	Luensmann
vs. LIU (2/19, 1)	Wood	Spiegel	Hannon	Pittaro	Harry	Bartels	Gerlott	Kelley	Piacentino	Tulio
vs. LIU (2/19, 2)	Spiegel	Bartels	Hannon	Pittaro	Harry	Gerlott	Piacentino	Kelley	Wood	Mellott
vs. Northeastern (2/20)	Wood	Spiegel	Hannon	Pittaro	Harry	Bartels	Gerlott	Kelley	Steele	Molsky
vs. Maine (2/25)	Wood	Spiegel	Hannon	Pittaro	Harry	Bartels	Gerlott	Kelley	Steele	Luensmann
vs. Maine (2/26, 1)	Wood	Spiegel	Hannon	J. Cooper	Harry	Bartels	Gerlott	Kelley	Steele	Tulio
vs. Maine (2/26, 2)	Spiegel	Steele	Hannon	J. Cooper	Harry	Bartels	Gerlott	Kelley	Wood	Molsky
at Virginia (3/4)	Wood	Spiegel	Hannon	J. Cooper	Harry	Bartels	Gerlott	Kelley	Steele	Luensmann
at Virginia (3/5)	Wood	Spiegel	Hannon	J. Cooper	Harry	Bartels	Gerlott	Kelley	Steele	Tulio
at Virginia (3/6)	Wood	Spiegel	Cease	Hannon	Harry	Bartels	Gerlott	Kelley	Steele	Molsky
at VMI (3/8)	Spiegel	Steele	Cease	Hannon	Harry	Bartels	Gerlott	Kelley	Wood	Mellott
vs. UMass (3/11)	Wood	Spiegel	Hannon	Pittaro	Harry	Bartels	Piacentino	Gerlott	Steele	Luensmann
vs. UMass (3/12)	Wood	Steele	Hannon	Pittaro	Harry	Bartels	Gerlott	Kelley	Spiegel	Molsky
vs. UMass (3/13)	Wood	Spiegel	Kailher	Hannon	Harry	Bartels	Gerlott	Kelley	T. Cooper	Mellott
Milwaukee (3/18)	Wood	Bartels	Kailher	Hannon	Harry	Kelley	Piacentino	Gerlott	Spiegel	Luensmann
Milwaukee (3/19)	Wood	Bartels	Kailher	Hannon	Harry	Kelley	Piacentino	Gerlott	Spiegel	Molsky
Milwaukee (3/20)	Wood	Spiegel	Kailher	Hannon	Harry	Bartels	Gerlott	Kelley	Steele	Mellott
Youngstown State (3/22)	Spiegel	Bartels	T. Cooper	Kailher	Harry	Kelley	Piacentino	Gerlott	Steele	Tulio
Rutgers (3/25, 1)	Wood	Bartels	Cease	Kailher	Harry	Kelley	Piacentino	Gerlott	Spiegel	Luensmann
Rutgers (3/25, 2)	Spiegel	Bartels	Kailher	Pittaro	Harry	Kelley	Piacentino	Gerlott	Wood	Molsky
Rutgers (3/26)	Wood	Bartels	Kailher	Pittaro	Harry	Kelley	Piacentino	Gerlott	Spiegel	Renner
St. Bonaventure (3/30)	T. Cooper	Bartels	Kailher	Pittaro	Harry	Kelley	Piacentino	Gerlott	Wood	Tulio
at Maryland (4/1)	Wood	Spiegel	Cease	Kailher	Harry	Bartels	Piacentino	Gerlott	Pittaro	Henline
at Maryland (4/2)	Wood	Spiegel	T. Cooper	Kailher	Harry	Bartels	Piacentino	Gerlott	Steele	Tulio
at Maryland (4/3)	Wood	Bartels	Kailher	Pittaro	Harry	Kelley	Piacentino	Gerlott	Steele	Molsky
Bucknell (4/6)	T. Cooper	Spiegel	Cease	Pittaro	Harry	Bartels	Kelley	Gerlott	Wood	Steele
at Northwestern (4/9, 1)	Wood	Bartels	Cease	Pittaro	Harry	Kelley	Piacentino	Gerlott	Spiegel	Henline
at Northwestern (4/9, 2)	Wood	Spiegel	T. Cooper	Pittaro	Harry	Bartels	Piacentino	Gerlott	Steele	Tulio
at Northwestern (4/10)	Wood	Spiegel	T. Cooper	Pittaro	Harry	Bartels	Piacentino	Gerlott	Steele	Miller
West Virginia (4/12)	Spiegel	Steele	Cease	Pittaro	Harry	Bartels	Kelley	Gerlott	Wood	Molsky
Purdue (4/14)	Wood	Spiegel	Cease	Pittaro	Harry	Bartels	Piacentino	Kelley	Steele	Henline
Purdue (4/15)	Wood	Bartels	Cease	Pittaro	Harry	Kelley	Piacentino	Gerlott	Spiegel	Tulio
Purdue (4/16)	Wood	Bartels	T. Cooper	Pittaro	Harry	Kelley	Piacentino	Gerlott	Spiegel	Luensmann
Mount St. Mary's (4/20)	T. Cooper	Spiegel	Kailher	Pittaro	Harry	Bartels	Piacentino	Kelley	Wood	Kohls
at Minnesota (4/22)	Wood	Spiegel	Kailher	Pittaro	Harry	Bartels	Piacentino	Gerlott	Steele	Henline
at Minnesota (4/23)	Wood	Spiegel	Cease	Kailher	Harry	Bartels	Piacentino	Gerlott	Steele	Luensmann
at Minnesota (4/24)	Wood	Spiegel	Cease	Kailher	Harry	Bartels	Piacentino	Kelley	Steele	Miller
Bucknell (4/26)	T. Cooper	Spiegel	Kailher	Hannon	Cease	Bartels	Kelley	Gerlott	Wood	Molsky
at West Virginia (4/27)	Spiegel	Bartels	Kailher	Hannon	Harry	Kelley	Piacentino	Gerlott	Wood	Shingledecker
Omaha (4/29)	Wood	Bartels	Cease	Kailher	Harry	Kelley	Piacentino	Gerlott	Spiegel	Luensmann
Omaha (4/30)	Spiegel	Bartels	Cease	Hannon	Harry	Kelley	Piacentino	Gerlott	Wood	Shingledecker
Michigan State (5/8, 1)	Wood	Bartels	Cease	Hannon	Harry	Kelley	Piacentino	Gerlott	Spiegel	Henline
Michigan State (5/8, 2)	Wood	Bartels	Cease	Hannon	Harry	Kelley	Piacentino	Gerlott	Spiegel	Shingledecker
Michigan State (5/9)	Wood	Bartels	Cease	Hannon	Harry	Kelley	Piacentino	Gerlott	Spiegel	Luensmann

## BATTING ORDER

OPPONENT	1	2	3	4	5	6	7	8	9
vs. Monmouth (2/18)	Bartels	Wood	Piacentino	Spiegel	Harry	Kelley	Hannon	Gerlott	Pittaro
vs. LIU (2/19, 1)	Bartels	Wood	Piacentino	Spiegel	Harry	Kelley	Hanon	Gerlott	Pittaro
vs. LIU (2/19, 2)	Bartels	Wood	Piacentino	Spiegel	Harry	Kelley	Hannon	Gerlott	Pittaro
vs. Northeastern (2/20)	Bartels	Wood	Spiegel	Harry	Kelley	Hannon	Gerlott	Steele	Pittaro
vs. Maine (2/25)	Harry	Bartels	Wood	Spiegel	Hannon	Kelley	Steele	Gerlott	Pittaro
vs. Maine (2/26, 1)	Harry	Wood	Bartels	Spiegel	Steele	Gerlott	Kelley	Hannon	J. Cooper
vs. Maine (2/26, 2)	Harry	Bartels	Wood	Spiegel	Hannon	Kelley	Steele	Gerlott	J. Cooper
at Virginia (3/4)	Harry	Bartels	Wood	Spiegel	Hannon	Gerlott	Kelley	Steele	J. Cooper
at Virginia (3/5)	Harry	Bartels	Wood	Spiegel	Hannon	Gerlott	Kelley	Steele	J. Cooper
at Virginia (3/6)	Harry	Bartels	Wood	Gerlott	Hannon	Kelley	Steele	Spiegel	Cease
at VMI (3/8)	Harry	Bartels	Wood	Gerlott	Hannon	Kelley	Steele	Spiegel	Cease
vs. UMass (3/11)	Hannon	Bartels	Wood	Gerlott	Harry	Piacentino	Steele	Spiegel	Pittaro
vs. UMass (3/12)	Hannon	Bartels	Wood	Gerlott	Harry	Spiegel	Steele	Kelley	Pittaro
vs. UMass (3/13)	Bartels	Wood	Gerlott	Spiegel	Hannon	Harry	Kelley	T. Cooper	Kailher
Milwaukee (3/18)	Harry	Wood	Piacentino	Spiegel	Hannon	Bartels	Gerlott	Kelley	Kailher
Milwaukee (3/19)	Harry	Wood	Piacentino	Bartels	Gerlott	Hannon	Spiegel	Kelley	Kailher
Milwaukee (3/20)	Bartels	Harry	Wood	Steele	Gerlott	Hannon	Spiegel	Kelley	Kailher
Youngstown State (3/22)	Bartels	Piacentino	Spiegel	Steele	Gerlott	Harry	Kelley	T. Cooper	Kailher
Rutgers (3/25, 1)	Gerlott	Piacentino	Wood	Spiegel	Bartels	Harry	Kelley	Kailher	Cease
Rutgers (3/25, 2)	Gerlott	Piacentino	Wood	Spiegel	Bartels	Harry	Kelley	Kailher	Pittaro
Rutgers (3/26)	Gerlott	Piacentino	Wood	Spiegel	Bartels	Harry	Kelley	Kailher	Pittaro
St. Bonaventure (3/30)	Gerlott	Piacentino	Wood	Bartels	Harry	Kelley	Kailher	Pittaro	T. Cooper
at Maryland (4/1)	Gerlott	Piacentino	Wood	Harry	Spiegel	Bartels	Pittaro	Kailher	Cease
at Maryland (4/2)	Bartels	Piacentino	Wood	Spiegel	Harry	Gerlott	Kailher	Steele	T. Cooper
at Maryland (4/3)	Kailher	Piacentino	Wood	Harry	Bartels	Steele	Gerlott	Kelley	Pittaro
Bucknell (4/6)	Bartels	Wood	Harry	Spiegel	Gerlott	Pittaro	Kelley	T. Cooper	Cease
at Northwestern (4/9, 1)	Bartels	Wood	Spiegel	Piacentino	Harry	Gerlott	Pittaro	Kelley	Cease
at Northwestern (4/9, 2)	Bartels	Wood	Piacentino	Spiegel	Harry	Pittaro	Gerlott	Steele	T. Cooper
at Northwestern (4/10)	Harry	Piacentino	Wood	Bartels	Steele	Spiegel	Pittaro	Gerlott	T. Cooper
West Virginia (4/12)	Harry	Wood	Bartels	Spiegel	Pittaro	Steele	Gerlott	Kelley	Cease
Purdue (4/14)	Bartels	Harry	Wood	Piacentino	Pittaro	Steele	Spiegel	Kelley	Cease
Purdue (4/15)	Bartels	Wood	Spiegel	Piacentino	Harry	Pittaro	Kelley	Gerlott	Cease
Purdue (4/16)	Bartels	Wood	Spiegel	Piacentino	Harry	Pittaro	Kelley	Gerlott	T. Cooper
Mount St. Mary's (4/20)	Bartels	Harry	Wood	Spiegel	Piacentino	Pittaro	Kelley	Kailher	T. Cooper
at Minnesota (4/22)	Bartels	Harry	Wood	Spiegel	Steele	Piacentino	Gerlott	Kailher	Pittaro
at Minnesota (4/23)	Bartels	Harry	Wood	Spiegel	Steele	Piacentino	Kailher	Gerlott	Cease
at Minnesota (4/24)	Bartels	Harry	Wood	Spiegel	Steele	Piacentino	Kailher	Kelley	Cease
Bucknell (4/26)	Bartels	Wood	Spiegel	Kailher	Gerlott	Kelley	Hannon	T. Cooper	Cease
at West Virginia (4/27)	Bartels	Harry	Wood	Spiegel	Piacentino	Kailher	Gerlott	Hannon	Kelley
Omaha (4/29)	Bartels	Piacentino	Wood	Spiegel	Harry	Gerlott	Kailher	Kelley	Cease
Omaha (4/30)	Bartels	Harry	Wood	Spiegel	Piacentino	Gerlott	Hannon	Kelley	Cease
Michigan State (5/8, 1)	Bartels	Harry	Wood	Spiegel	Piacentino	Gerlott	Hannon	Kelley	Cease
Michigan State (5/8, 2)	Bartels	Harry	Wood	Spiegel	Piacentino	Gerlott	Hannon	Kelley	Cease
Michigan State (5/9, 2)	Bartels	Harry	Wood	Spiegel	Piacentino	Gerlott	Hannon	Kelley	Cease

NATIONAL POLLS

AWARDS/HONORS

**DI Baseball (5/9)**

Rank	Team	Record	Prev.
1.	Tennessee	42-6	1
2.	Oregon State	38-9	2
3.	Oklahoma State	34-13	3
4.	Arkansas	36-12	4
5.	Virginia Tech	33-10	5
6.	Miami	35-12	6
7.	Louisville	33-13-1	10
8.	Stanford	29-14	11
9.	Texas Tech	32-16	9
10.	Texas A&M	30-16	13
11.	Gonzaga	29-13	12
<b>12.</b>	<b>Virginia</b>	<b>34-12</b>	<b>14</b>
13.	UConn	40-8	15
14.	Southern Miss	36-12	7
15.	Texas State	38-11	17
16.	Notre Dame	28-10	16
17.	LSU	32-15	20
<b>18.</b>	<b>Maryland</b>	<b>38-10</b>	<b>18</b>
19.	UCSB	33-11	25
20.	Auburn	32-16	19
21.	Florida State	28-17	23
22.	Texas	34-17	NR
23.	UCLA	30-17	8
24.	Vanderbilt	31-15	NR
25.	Grand Canyon	33-16	NR

**Kyle Hannon**

Big Ten Player of the Week (3/9)

**Travis Luensmann**

Big Ten Player To Watch

**Mason Mellott**

NCBWA Stopper Of The Year Watch List

**Johnny Piacentino**

Big Ten Player To Watch

**Matt Wood**

Buster Posey Award Watch List  
Big Ten Player of the Week (3/2)  
Big Ten Player To Watch

**Baseball America (5/9)**

Rank	Team	Record	Prev.
1.	Oregon State	38-9	2
2.	Tennessee	42-6	1
3.	Oklahoma State	34-13	3
4.	Virginia Tech	33-10	4
5.	Arkansas	36-12	5
6.	Miami	35-12	6
7.	Louisville	33-13-1	7
8.	Notre Dame	28-10	8
9.	Stanford	29-14	10
10.	Gonzaga	29-13	11
<b>11.</b>	<b>Virginia</b>	<b>34-12</b>	<b>12</b>
12.	Texas A&M	30-16	14
13.	Florida State	28-17	15
14.	LSU	32-15	20
15.	Texas Tech	32-16	17
16.	Texas State	38-11	18
17.	Southern Miss	36-12	13
18.	UConn	40-8	NR
<b>19.</b>	<b>Maryland</b>	<b>38-10</b>	<b>20</b>
20.	TCU	28-18	16
21.	Auburn	32-16	23
22.	UCLA	30-17	9
23.	UCSB	33-11	25
24.	Oklahoma	29-17	NR
25.	Vanderbilt	31-15	NR

**NCBWA (5/9)**

Rank	Team	Record	Prev.
1.	Oregon State	38-9	2
2.	Tennessee	42-6	1
3.	Oklahoma State	34-13	3
4.	Arkansas	36-12	4
5.	Virginia Tech	33-10	5
6.	Miami	35-12	7
7.	Louisville	33-13-1	14
8.	Texas Tech	31-16	9
9.	Stanford	29-14	12
10.	UConn	40-8	10
11.	Gonzaga	29-13	11
12.	Southern Miss	36-12	5
<b>13.</b>	<b>Virginia</b>	<b>34-12</b>	<b>13</b>
<b>14.</b>	<b>Maryland</b>	<b>37-10</b>	<b>15</b>
15.	Notre Dame	28-10	16
16.	Texas A&M	30-16	21
17.	Texas State	38-11	20
18.	LSU	32-15	19
19.	Texas	34-17	18
20.	UCLA	30-17	8
21.	UCSB	33-11	25
22.	Auburn	32-16	22
23.	Florida State	28-17	23
24.	Vanderbilt	31-15	26
25.	Georgia	32-16	22
26.	Grand Canyon	33-16	NR
27.	TCU	28-18	28
<b>28.</b>	<b>Rutgers</b>	<b>37-11</b>	<b>29</b>
29.	Oregon	28-19	24
30.	Arizona	33-17	27
30.	Dallas Baptist	30-17	NR

**MULTI-HIT/RBI GAMES/STREAKS**

Multiple Hit Games	2	3	4	5+	Total
14 Wood, Matt	16	6	-	-	22
41 Spiegel, Josh	18	-	1	-	19
1 Harry, Jay	13	3	-	-	16
3 Bartels, Cole	9	2	-	-	11
22 Piacentino, Johnny	5	3	-	-	8
2 Hannon, Kyle	5	1	-	-	6
35 Gerlott, Billy	5	1	-	-	6
13 Kelley, Tayven	4	1	-	-	5
19 Cease, Derek	4	-	-	-	4
30 Steele, Anthony	2	1	-	-	3
7 Pittaro, C.J.	3	-	-	-	3
40 Kailher, Ben	2	-	-	-	2
4 Cooper, Tyson	1	-	-	-	1
TEAM	87	18	1	0	106

Hitting Streaks	Longest	Current
14 Wood, Matt	25	25
3 Bartels, Cole	16	-
1 Harry, Jay	14	5
41 Spiegel, Josh	7	2
7 Pittaro, C.J.	7	-
35 Gerlott, Billy	7	1
30 Steele, Anthony	6	-
2 Hannon, Kyle	6	-
19 Cease, Derek	5	5
13 Kelley, Tayven	4	2
22 Piacentino, Johnny	4	2
40 Kailher, Ben	3	-
4 Cooper, Tyson	2	-
9 Throneberry, Conno	1	1

Multiple RBI Games	2	3	4	5+	Total
14 Wood, Matt	6	2	1	1	10
41 Spiegel, Josh	5	3	1	-	9
22 Piacentino, Johnny	4	1	1	-	6
1 Harry, Jay	3	2	-	-	5
13 Kelley, Tayven	4	1	-	-	5
3 Bartels, Cole	3	-	1	-	4
35 Gerlott, Billy	2	1	-	-	3
7 Pittaro, C.J.	1	2	-	-	3
2 Hannon, Kyle	2	-	-	-	2
30 Steele, Anthony	-	1	-	-	1
TEAM	30	13	4	1	48

Reached Base Streaks	Longest	Current
14 Wood, Matt	25	25
35 Gerlott, Billy	18	8
3 Bartels, Cole	17	7
1 Harry, Jay	14	5
41 Spiegel, Josh	11	2
19 Cease, Derek	8	6
22 Piacentino, Johnny	7	2
2 Hannon, Kyle	7	-
7 Pittaro, C.J.	7	3
30 Steele, Anthony	7	-
40 Kailher, Ben	6	2
13 Kelley, Tayven	5	2
4 Cooper, Tyson	5	-
46 Burke, Noah	1	1
9 Throneberry, Conno	1	1
15 Franks, Brendan	1	-

**BIG TEN STANDINGS  
(Through 5/9)**

	Big Ten		Overall	
	W-L	Pct.	W-L	Pct.
Rutgers	16-5	.762	37-12	.755
Maryland	13-5	.722	38-10	.792
Iowa	12-6	.667	28-16	.636
Illinois	12-6	.667	26-19	.578
Michigan	10-8	.556	24-20	.545
<b>Penn State</b>	<b>10-8</b>	<b>.556</b>	<b>23-21</b>	<b>.523</b>
Indiana	8-10	.444	22-25	.468
Purdue	7-9	.438	26-16	.619
Northwestern	7-11	.388	20-23	.465
Nebraska	7-11	.388	19-27	.413
Michigan State	6-12	.333	21-24	.467
Ohio State	6-13	.316	17-26	.395
Minnesota	4-14	.222	14-31	.311



**This Week Around the BIG**

**May 10-12**

**Illinois:**

No games

**Indiana:**

at Louisville

**Iowa:**

No games

**Maryland:**

No games

**Michigan:**

vs. Xavier, Wright State

**Michigan State:**

at Notre Dame, at Western Michigan

**Minnesota:**

No games

**Nebraska:**

No games

**Northwestern:**

at Milwaukee

**Ohio State:**

vs. Campbell (2 games)

**Penn State:**

at Georgetown

**Purdue:**

vs. Butler

**Rutgers:**

No games

**NITTANY LIONS IN PROS**

Level	Years at PSU	2022 Team	Organization
<b>TRIPLE-A</b>			
Jim Haley, 3B	2014-16	Durham	Tampa Bay Rays
Eric Mock, P	2016-19	Columbus	Cleveland Guardians
<b>DOUBLE-A</b>			
Dante Biasi, P	2017-18	NW Arkansas	Kansas City Royals
Justin Hagenman, P	2016-18	Tulsa	Los Angeles Dodgers
<b>HIGH-A</b>			
<b>SINGLE-A</b>			
Conor Larkin, P	2018-21	Dunedin	Toronto Blue Jays
Kyle Virbitsky, P	2018-21	Stockton	Oakland A's
<b>Unassigned</b>			
Bailey Dees, P	2018-21	N/A	New York Yankees
Justin Williams, 3B	2019-21	N/A	Houston Astros

\*As of 4/8/22



**THE LAST TIME...**

**A Penn State Team**

Won 10 or more consecutive games.....April 14-30, 2000  
 Scored 10 or more runs in a game.....10, vs. Michigan State; May 9, 2022  
 Scored 20 or more runs in a game .....27, Michigan State; May 1, 2021  
 Had a 10+ run inning.....10 (1st), Michigan State; May 1, 2021  
 Did not strikeout.....vs. Niagara; March 18, 2016  
 Turned a triple play.....8th inning, Michigan State; May 16, 2014  
 Shut out an opponent.....vs. UMass (1-0); March 13, 2022  
 Shut out consecutive opponents.....vs. Monmouth (1-0); February 15, 2019/vs. Monmouth (7-0), February 16, 2019  
 Was shut out at home.....Milwaukee (0-12); March 20, 2022  
 Was shut out on the road .....at Illinois (9-0); May 21, 2021  
 Was shut out in consecutive games..... at Delaware (5-0); March 18, 2017/Delaware (8-0); March 19, 2017  
 Swept a three-game series at home ..... Michigan State; May 8-9, 2022  
 Swept a three-game series on the road.....at Northwestern; April 15-17, 2016  
 Swept a three-game conference series at home..... Michigan State; May 8-9, 2022  
 Swept a three-game conference series on the road.....at Northwestern; April 15-17, 2016  
 Beat a ranked opponent.....at #23 Maryland (6-4, 10 inn); April 2, 2022  
 Beat a ranked opponent on the road.....at #23 Maryland (6-4, 10 inn); April 2, 2022  
 Beat a Top-5 ranked opponent.....at #1 North Carolina (3-2); March 3, 2007  
 Won a series against a ranked opponent.....at #16 Michigan (four games); April 12-13, 2007  
 Won a series against a ranked opponent on the road.....at #16 Michigan (four games); April 12-13, 2007  
 Played an extra-inning game.....Michigan State (W, 10-9, 11); May 9, 2022  
 Played a 12+ inning game .....Iowa (W, 5-4, 12); May 20, 2016  
 Played a 15+ inning game ..... Illinois (L, 4-2, 15); April 25, 2015

**A Penn State Player**

Hit two home runs in a game.....Jay Harry (2), vs. Rutgers; March 25, 2022  
 Hit three home runs in a game.....Johnny Piacentino (3), vs. Northwestern; March 7, 2021  
 Led off game with a home run.....Gavin Homer, at Rutgers; April 4, 2021  
 Hit a grand slam.....Justin Williams, Rutgers, May 17, 2021  
 Hit back-to-back homers.....Jay Harry/Matt Wood (5th), Michigan State; May 8, 2022  
 Hit a walk-off home run.....Curtis Robison, Wagner; February 23, 2020  
 Hit a pinch-hit home run.....Billy Gerlott, at Minnesota; April 24, 2022  
 Hit an inside-the-park home run.....Kris Kremer, Pittsburgh; April 10, 2019  
 Had five or more RBI in a game.....Matt Wood (5), Michigan State; May 8, 2022  
 Had seven or more RBI in a game.....Aaron Novak (8), at Charleston Southern; March 8, 2015  
 Had four hits in a game.....Jay Harry (6), Michigan State; May 9, 2022  
 Had five hits in a game.....Jay Harry (6), Michigan State; May 9, 2022  
 Had six hits in a game.....Jay Harry (6), Michigan State; May 9, 2022  
 Had two hits in an inning.....Cole Bartels, Purdue (3rd); April 14, 2022  
 Stole three or more bases.....Greg Guers, Bucknell; April 19, 2016  
 Had a 10-game hit streak.....Matt Wood (26); March 25-May 9, 2022\*  
 Had a 20-game hit streak.....Matt Wood (26); March 25-May 9, 2022\*

Had 10 or more strikeouts.....Kyle Virbitsky (12), vs. Minnesota; May 29, 2021  
 Pitched a complete game.....Jaden Henline, Michigan State; May 8, 2022  
 Pitched a nine-inning complete game.....Jaden Henline, Michigan State; May 8, 2022  
 Pitched a combined nine-inning shutout....Mason Mellott/Tyler Shingledecker/Jaden Henline, vs. UMass; March 13, 2022  
 Pitched an individual nine-inning shutout.....Greg Welsh, Michigan State; May 17, 2013  
 Pitched a no-hitter.....Steven Hill, at Iowa; April 21, 2012

\*Active Streak

**HITTING CAREER HIGHS**



**#3 COLE BARTELS**

**Career Bests**

Hits	3	2x, last vs. Mount St. Mary's	4/20/22
Runs	3	vs. Michigan State	5/8/22
Doubles	2	vs. Mount St. Mary's	4/20/22
Triples	1	vs. Rutgers	5/17/21
Home Runs	1	3x, last vs. West Virginia	4/10/22
RBI	4	vs. Mount St. Mary's	4/20/22
Walks	2	7x, last vs. Michigan State	5/8/22
Stolen Bases	2	vs. Michigan State	5/2/21



**#46 NOAH BURKE**

**Career Bests**

Hits	n/a		
Runs	n/a		
Doubles	n/a		
Triples	n/a		
Home Runs	n/a		
RBI	n/a		
Walks	1	vs. Rutgers	3/26/22
Stolen Bases	n/a		



**#19 DEREK CEASE**

**Career Bests**

Hits	2	4x, last vs. Michigan State	5/8/22
Runs	2	3x, last vs. Omaha	4/30/22
Doubles	1	2x, last vs. Michigan State	5/8/22
Triples	n/a		
Home Runs	n/a		
RBI	1	5x, last vs. Michigan State	5/8/22
Walks	2	vs. Omaha	4/29/22
Stolen Bases	1	3x, last vs. Michigan State	5/8/22



**#23 JAKE COOPER**

**Career Bests**

Hits	n/a		
Runs	n/a		
Doubles	n/a		
Triples	n/a		
Home Runs	n/a		
RBI	n/a		
Walks	n/a		
Stolen Bases	n/a		



**#4 TYSON COOPER**

**Career Bests**

Hits	2	vs. Bucknell	4/6/22
Runs	2	vs. Mount St. Mary's	4/20/22
Doubles	1	vs. Michigan State	5/2/21
Triples	n/a		
Home Runs	n/a		
RBI	1	2x, last vs. Michigan State	5/2/21
Walks	3	vs. Michigan	3/27/21
Stolen Bases	1	at Rutgers	4/4/21



**#5 CARSON ERTTER**

**Career Bests**

Hits	n/a		
Runs	n/a		
Doubles	n/a		
Triples	n/a		
Home Runs	n/a		
RBI	1	vs. Michigan State	5/1/21
Walks	1	vs. Michigan State	5/1/21
Stolen Bases	n/a		

HITTING CAREER HIGHS



#15 BRENDEN FRANKS

Career Bests

Hits	1	2x, last vs. Princeton	2/29/20
Runs	1	2x, last vs. Michigan State	5/1/21
Doubles	n/a		
Triples	n/a		
Home Runs	n/a		
RBI	n/a		
Walks	1	vs. LIU	2/19/22
Stolen Bases	n/a		



#35 BILLY GERLOTT

Career Bests

Hits	3	2x, last vs. Michigan State	5/9/22
Runs	2	2x, last vs. Purdue	4/15/22
Doubles	1	7x, last vs. Purdue	4/15/22
Triples	1	2x, last at West Virginia	4/27/22
Home Runs	1	4x, last vs. Michigan State	5/9/22
RBI	3	3x, last vs. Michigan State	5/9/22
Walks	2	2x, last vs. Bucknell	4/26/22
Stolen Bases	1	4x, last vs. Bucknell	4/26/22



#2 KYLE HANNON

Career Bests

Hits	3	at Virginia	3/5/22
Runs	2	vs. Northwestern	3/7/21
Doubles	1	6x, last at Virginia	3/6/22
Triples	1	2x, last vs. Milwaukee	3/19/22
Home Runs	1	vs. Michigan State	5/8/22
RBI	2	2x, last vs. LIU	2/19/22
Walks	2	vs. Northeastern	2/20/22
Stolen Bases	1	4x, last vs. Michigan State	5/9/22



#1 JAY HARRY

Career Bests

Hits	6	vs. Michigan State	5/9/22
Runs	3	2x, last vs. Michigan State	5/9/22
Doubles	2	vs. Northwestern	3/7/21
Triples	1	2x, last at Minnesota	4/24/22
Home Runs	2	vs. Rutgers	3/25/22
RBI	6	vs. Michigan State	5/1/21
Walks	2	2x, last at West Virginia	4/27/22
Stolen Bases	1	5x, last vs. Omaha	4/29/22



#40 BEN KAILHER

Career Bests

Hits	2	3x, last at Minnesota	4/23/22
Runs	2	vs. Mount St. Mary's	4/20/22
Doubles	1	2x, last at West Virginia	4/27/22
Triples	1	vs. Fairleigh Dickinson	3/8/20
Home Runs	n/a		
RBI	2	vs. Princeton	2/28/20
Walks	2	3x, last vs. Mount St. Mary's	4/20/22
Stolen Bases	2	vs. Mount St. Mary's	4/20/22



#13 TAYVEN KELLEY

Career Bests

Hits	3	vs. Michigan State	5/8/22
Runs	3	vs. Michigan State	5/8/22
Doubles	1	17x, last vs. Michigan State	5/9/22
Triples	1	4x, last vs. Bucknell	4/26/22
Home Runs	1	at Ohio State	4/25/21
RBI	3	vs. Purdue	4/14/22
Walks	2	vs. Michigan State	4/30/21
Stolen Bases	1	at Maryland	4/3/22

**HITTING CAREER HIGHS**



**#34 RICHIE PALTRIDGE**

**Career Bests**

Hits	n/a
Runs	n/a
Doubles	n/a
Triples	n/a
Home Runs	n/a
RBI	n/a
Walks	n/a
Stolen Bases	n/a



**#22 JOHNNY PIACENTINO**

**Career Bests**

Hits	5	vs. Michigan State	5/1/21
Runs	4	2x, last vs. Michigan State	5/1/21
Doubles	3	vs. Michigan State	5/1/21
Triples	1	3x, last vs. Omaha	4/29/22
Home Runs	3	vs. Northwestern	3/7/21
RBI	5	2x, last vs. Michigan State	5/1/21
Walks	2	6x, last vs. Rutgers	3/25/22
Stolen Bases	2	vs. Princeton	2/29/20



**#7 C.J. PITTARO**

**Career Bests\***

Hits	2	3x, last at Northwestern	4/9/22
Runs	2	2x, last vs. Rutgers	3/25/22
Doubles	1	3x, last at Northwestern	4/9/22
Triples	n/a		
Home Runs	n/a		
RBI	3	2x, last vs. Rutgers	3/26/22
Walks	2	2x, last vs. Purdue	4/14/22
Stolen Bases	1	vs. Bucknell	4/6/22

\*At Vanderbilt (2021)



**#41 JOSH SPIEGEL**

**Career Bests**

Hits	4	vs. Purdue	4/16/22
Runs	3	at West Virginia	4/27/22
Doubles	2	3x, last at Minnesota	4/23/22
Triples	1	3x, last vs. Bucknell	4/26/22
Home Runs	2	vs. Northwestern	3/5/21
RBI	4	vs. Purdue	4/16/22
Walks	3	vs. Minnesota	5/29/21
Stolen Bases	1	at Illinois	5/23/21



**#30 ANTHONY STEELE**

**Career Bests**

Hits	3	vs. Maine	2/25/22
Runs	1	5x, last vs. Purdue	4/14/22
Doubles	1	vs. West Virginia	4/10/22
Triples	1	vs. Maine	2/26/22
Home Runs	1	at VMI	3/8/22
RBI	2	vs. Maine	2/26/22
Walks	2	at Minnesota	4/23/22
Stolen Bases	1	vs. Maine	2/25/22




**#9 CONNOR THRONEBERRY**

**Career Bests**

Hits	1	vs. UMass	3/12/22
Runs	1	vs. UMass	3/12/22
Doubles	n/a		
Triples	n/a		
Home Runs	n/a		
RBI	n/a		
Walks	n/a		
Stolen Bases	n/a		

HITTING CAREER HIGHS/PITCHING CAREER BESTS



#14 MATT WOOD

Career Bests

Hits	3	11x, last vs. Michigan State	5/8/22
Runs	4	vs. LIU	2/19/22
Doubles	2	vs. Nebraska	4/16/21
Triples	1	4x, last at Minnesota	4/22/22
Home Runs	3	vs. LIU	2/19/22
RBI	5	vs. Michigan State	5/8/22
Walks	3	3x, last vs. Michigan State	5/9/22
Stolen Bases	1	7x, last vs. Omaha	4/30/22



#19 DEREK CEASE

Career Bests

IP	1.0	vs. Monmouth	2/18/22
Longest Start	n/a		
Longest Relief	1.0	vs. Monmouth	2/18/22
Hits	1	vs. Monmouth	2/18/22
Runs	1	vs. Monmouth	2/18/22
Earned Runs	0	vs. Monmouth	2/18/22
Walks	3	vs. Monmouth	2/18/22
Strikeouts	1	vs. Monmouth	2/18/22



#49 BEN DEMELL

Career Bests

IP	1.2	vs. LIU	2/19/22
Longest Start	n/a		
Longest Relief	1.2	vs. LIU	2/19/22
Hits	1	vs. LIU	2/19/22
Runs	0	vs. LIU	2/19/22
Earned Runs	0	vs. LIU	2/19/22
Walks	3	vs. LIU	2/19/22
Strikeouts	2	vs. LIU	2/19/22



#28 HUTCH GAGNON

Career Bests

IP	5.0	vs. Princeton	2/29/20
Longest Start	5.0	vs. Princeton	2/29/20
Longest Relief	3.0	2x, last vs. Wagner	2/23/20
Hits	0	8x, last at Purdue	5/27/21
Runs	0	17x, last at Iowa	5/7/21
Earned Runs	0	18x, last vs. Rutgers	5/16/21
Walks	0	16x, last at Illinois	5/22/21
Strikeouts	6	vs. Princeton	2/29/20



#17 SENECA GREGORY

Career Bests

IP	2.1	vs. UMass	3/12/22
Longest Start	n/a		
Longest Relief	2.1	vs. UMass	3/12/22
Hits	0	at VMI	3/8/22
Runs	0	3x, last vs. St. Bonaventure	3/30/22
Earned Runs	0	3x, last vs. St. Bonaventure	3/30/22
Walks	0	3x, last vs. St. Bonaventure	3/30/22
Strikeouts	4	vs. UMass	3/12/22




#24 JADEN HENLINE

Career Bests

IP	9.0	vs. Michigan State	5/8/22
Longest Start	9.0	vs. Michigan State	5/8/22
Longest Relief	4.2	vs. Omaha	4/29/22
Hits	0	4x, last vs. UMass	3/13/22
Runs	0	9x, last vs. Omaha	4/29/22
Earned Runs	0	10x, last vs. Omaha	4/29/22
Walks	0	12x, last vs. Michigan State	5/8/22
Strikeouts	6	3x, last vs. Michigan State	5/8/22

PITCHING CAREER BESTS



#29 CARSON KOHLS

Career Bests

IP	3.2	vs. West Virginia	4/12/22
Longest Start	n/a		
Longest Relief	3.2	vs. West Virginia	4/12/22
Hits	0	3x, last vs. Monmouth	2/18/22
Runs	0	5x, last vs. West Virginia	4/12/22
Earned Runs	0	8x, last vs. Omaha	4/29/22
Walks	0	7x, last 4/29/22	
Strikeouts	5	vs. Bucknell	4/6/22



#33 TRAVIS LUENSMANN

Career Bests\*

IP	6.0	3x, last at Minnesota	4/23/22
Longest Start	6.0	3x, last at Minnesota	4/23/22
Longest Relief	3.0	at Maryland	4/2/22
Hits	0	2x, last at Winthrop	3/2/21
Runs	0	4x, last at Minnesota	4/23/22
Earned Runs	0	6x, last at Minnesota	4/23/22
Walks	0	5x, last at Northwestern	4/9/22
Strikeouts	8	vs. Maine	2/25/22

\*At South Carolina (2021)



#18 MASON MELLOTT

Career Bests

IP	5.0	vs. UMass	3/13/22
Longest Start	5.0	vs. UMass	3/13/22
Longest Relief	4.2	2x, last vs. Duke	3/2/19
Hits	0	13x, last vs. Purdue	4/16/22
Runs	0	33x, last at West Virginia	4/27/22
Earned Runs	0	47x, last vs. Michigan State	5/9/22
Walks	0	38x, last vs. Michigan State	5/9/22
Strikeouts	5	6x, last at Ohio State	4/25/21



#21 STEVEN MILLER

Career Bests

IP	4.1	at Maryland	4/2/22
Longest Start	n/a		
Longest Relief	4.1	at Maryland	4/2/22
Hits	0	9x, last vs. Michigan State	5/9/22
Runs	0	21x, last vs. Michigan State	5/9/22
Earned Runs	0	23x, last vs. Michigan State	5/9/22
Walks	0	17x, last vs. Michigan State	5/9/22
Strikeouts	6	vs. Milwaukee	3/19/22



#27 TOMMY MOLSKY

Career Bests

IP	6.0	vs. Northeastern	2/20/22
Longest Start	6.0	vs. Northeastern	2/20/22
Longest Relief	4.0	vs. Mount St. Mary's	4/20/22
Hits	0	2x, last vs. St. Bonaventure	3/30/22
Runs	0	2x, last vs. Mount St. Mary's	4/20/22
Earned Runs	0	3x, last vs. Mount St. Mary's	4/20/22
Walks	0	4x, last vs. West Virginia	4/12/22
Strikeouts	6	2x, last vs. UMass	3/12/22



#37 JORDAN MORALES

Career Bests\*

IP	7.0	vs. St. Bonaventure	4/24/21
Longest Start	7.0	vs. St. Bonaventure	4/24/21
Longest Relief	3.0	3x, last vs. Omaha	4/30/22
Hits	0	11x, last vs. Omaha	4/30/22
Runs	0	22x, last vs. Michigan State	5/9/22
Earned Runs	0	24x, last vs. Michigan State	5/9/22
Walks	0	26x, last vs. Michigan State	5/8/22
Strikeouts	9	vs. Saint Joseph's	5/8/21

\*At LaSalle (2020-21)


**PITCHING CAREER BESTS**



**#6 JOE NASTASI**

**Career Bests**

IP	n/a
Longest Start	n/a
Longest Relief	n/a
Hits	n/a
Runs	n/a
Earned Runs	n/a
Walks	n/a
Strikeouts	n/a



**#31 RYAN PARTRIDGE**

**Career Bests**

IP	2.2	vs. Milwaukee	3/20/22
Longest Start	n/a		
Longest Relief	2.2	vs. Milwaukee	3/20/22
Hits	0	9x, last vs. Purdue	4/15/22
Runs	0	16x, last at West Virginia	4/27/22
Earned Runs	0	17x, last at West Virginia	4/27/22
Walks	0	12x, last at West Virginia	4/27/22
Strikeouts	3	vs. West Virginia	4/12/22



**#25 CHASE RENNER**

**Career Bests**

IP	2.0	3x, last vs. Bucknell	4/6/22
Longest Start	1.0	vs. Rutgers	3/25/22
Longest Relief	2.0	3x, last vs. Bucknell	4/6/22
Hits	0	4x, last vs. West Virginia	4/10/22
Runs	0	6x, last at Minnesota	4/22/22
Earned Runs	0	6x, last at Minnesota	4/22/22
Walks	0	4x, last at Minnesota	4/22/22
Strikeouts	4	vs. Bucknell	4/6/22



**#11 CHAD ROGERS**

**Career Bests**


IP	3.0	vs. Northwestern	3/7/21
Longest Start	n/a		
Longest Relief	3.0	vs. Northwestern	3/7/21
Hits	0	at Ohio State	4/24/21
Runs	0	2x, last at VMI	3/8/22
Earned Runs	0	2x, last at VMI	3/8/22
Walks	1	4x, last vs. Rutgers	3/26/22
Strikeouts	1	5x, last vs. Rutgers	3/26/22



**#20 BLAISE SCLAFANI**

**Career Bests**

IP	3.0*	vs. Northeastern	4/30/19
Longest Start	n/a		
Longest Relief	3.0*	vs. Northeastern	4/30/19
Hits	0	7x, last vs. Rutgers	3/26/22
Runs	0*	10x, last vs. Rutgers	3/26/22
Earned Runs	0	12x, last vs. Rutgers	3/26/22
Walks	0	9x, last vs. Rutgers	3/26/22
Strikeouts	3*	3x, last vs. Canisius	2/15/20



**#36 TYLER SHINGLEDECKER**

**Career Bests**

IP	5.0	vs. Michigan State	5/8/22
Longest Start	5.0	vs. Michigan State	5/8/22
Longest Relief	4.1	vs. Binghamton	3/26/19
Hits	0	21x, last vs. UMass	3/13/22
Runs	0	25x, last vs. Omaha	4/30/22
Earned Runs	0	32x, last vs. Omaha	4/30/22
Walks	0	19x, last at West Virginia	4/27/22
Strikeouts	9	vs. Northwestern	3/5/21

\*At UMass Lowell (2020-21)

**PITCHING CAREER BESTS**



**#30 ANTHONY STEELE**

Career Bests		
IP	1.0	2x, last vs. Milwaukee 3/20/22
Longest Start	0.2	vs. Bucknell 4/6/22
Longest Relief	1.0	2x, last vs. Milwaukee 3/20/22
Hits	0	vs. Youngstown State 3/22/22
Runs	0	3x, last vs. Youngstown State 3/22/22
Earned Runs	0	3x, last vs. Youngstown State 3/22/22
Walks	0	2x, last vs. Youngstown State 3/22/22
Strikeouts	2	2x, last vs. Youngstown State 3/22/22



**#12 KELLAN TULIO**

Career Bests*		
IP	6.0	vs. Maine 2/26/22
Longest Start	6.0	vs. Maine 2/26/22
Longest Relief	2.1	2x, last vs. Michigan State 5/9/22
Hits	0	8x, last vs. St. Bonaventure 3/30/22
Runs	0	8x, last vs. St. Bonaventure 3/30/22
Earned Runs	0	8x, last vs. St. Bonaventure 3/30/22
Walks	0	5x, last vs. St. Bonaventure 3/30/22
Strikeouts	7	at Northwestern 4/9/22

*\*At Louisville (2020-21)*



**CAREER STATS**

**#3 COLE BARTELS IF/OF R/R GR. 6-3/195 BELMONT, MASS.**

Year	Avg	GP-GS	AB	R	H	2B	3B	HR	RBI	TB	SLG%	BB	HBP	SO	GDP	OB%	SF	SH	SB-ATT	PO	A	E	FLD%
2018	.000	17-3	0	0	0	0	0	0	0	0	.000	0	0	0	0	.000	0	0	0-0	0	1	0	1.000
2019	.000	7-3	0	0	0	0	0	0	0	0	.000	0	0	0	0	.000	0	0	0-0	1	1	1	.667
2020	.273	8-7	22	8	6	2	0	0	3	8	.364	7	1	4	0	.452	1	0	1-1	53	1	0	1.000
2021	.245	35-26	98	13	24	4	1	1	13	33	.337	13	1	21	4	.333	2	1	3-3	141	11	2	.987
2022	.274	44-44	168	33	46	7	0	2	19	59	.351	22	9	18	2	.381	3	0	3-4	211	10	2	.991
<b>TOTAL</b>	<b>.264</b>	<b>111-83</b>	<b>288</b>	<b>54</b>	<b>76</b>	<b>13</b>	<b>1</b>	<b>3</b>	<b>35</b>	<b>100</b>	<b>.347</b>	<b>42</b>	<b>11</b>	<b>43</b>	<b>6</b>	<b>.372</b>	<b>6</b>	<b>1</b>	<b>7-8</b>	<b>406</b>	<b>26</b>	<b>5</b>	<b>.989</b>

**#46 NOAH BURKE OF L/R FR. 6-0/192 PITTSBURGH, PA.**

Year	Avg	GP-GS	AB	R	H	2B	3B	HR	RBI	TB	SLG%	BB	HBP	SO	GDP	OB%	SF	SH	SB-ATT	PO	A	E	FLD%
2022	.000	5-0	4	0	0	0	0	0	0	0	.000	1	1	3	0	.333	0	0	0-0	0	0	0	.000
<b>TOTAL</b>	<b>.000</b>	<b>5-0</b>	<b>4</b>	<b>0</b>	<b>0</b>	<b>0</b>	<b>0</b>	<b>0</b>	<b>0</b>	<b>0</b>	<b>.000</b>	<b>1</b>	<b>1</b>	<b>3</b>	<b>0</b>	<b>.333</b>	<b>0</b>	<b>0</b>	<b>0-0</b>	<b>0</b>	<b>0</b>	<b>0</b>	<b>.000</b>

**#19 DEREK CEASE IF/P R/R FR. 5-8/150 PLYMOUTH, PA.**

Year	Avg	GP-GS	AB	R	H	2B	3B	HR	RBI	TB	SLG%	BB	HBP	SO	GDP	OB%	SF	SH	SB-ATT	PO	A	E	FLD%
2022	.250	32-17	60	13	15	2	0	0	5	17	.283	12	0	13	1	.375	0	0	3-3	28	53	6	.931
<b>TOTAL</b>	<b>.250</b>	<b>32-17</b>	<b>60</b>	<b>13</b>	<b>15</b>	<b>2</b>	<b>0</b>	<b>0</b>	<b>5</b>	<b>17</b>	<b>.283</b>	<b>12</b>	<b>0</b>	<b>13</b>	<b>1</b>	<b>.375</b>	<b>0</b>	<b>0</b>	<b>3-3</b>	<b>28</b>	<b>53</b>	<b>6</b>	<b>.931</b>

Year	ERA	W-L	APP	GS	CG	SHO	SV	IP	H	R	ER	BB	SO	2B	3B	HR	BF	BAA	WP	HBP	BK	SFA	SHA
2022	0.00	0-0	1	0	0	0/0	0	1.0	1	1	0	3	1	0	0	0	7	.250	0	0	0	0	0
<b>TOTAL</b>	<b>0.00</b>	<b>0-0</b>	<b>1</b>	<b>0</b>	<b>0</b>	<b>0/0</b>	<b>0</b>	<b>1.0</b>	<b>1</b>	<b>1</b>	<b>0</b>	<b>3</b>	<b>1</b>	<b>0</b>	<b>0</b>	<b>0</b>	<b>7</b>	<b>.250</b>	<b>0</b>	<b>0</b>	<b>0</b>	<b>0</b>	<b>0</b>

**#23 JAKE COOPER IF R/R FR. 5-9/195 STATE COLLEGE, PA.**

Year	Avg	GP-GS	AB	R	H	2B	3B	HR	RBI	TB	SLG%	BB	HBP	SO	GDP	OB%	SF	SH	SB-ATT	PO	A	E	FLD%
2022	.000	8-4	14	0	0	0	0	0	0	0	.000	0	0	6	0	.000	0	1	0-0	1	10	1	.917
<b>TOTAL</b>	<b>.000</b>	<b>8-4</b>	<b>14</b>	<b>0</b>	<b>0</b>	<b>0</b>	<b>0</b>	<b>0</b>	<b>0</b>	<b>0</b>	<b>.000</b>	<b>0</b>	<b>0</b>	<b>6</b>	<b>0</b>	<b>.000</b>	<b>0</b>	<b>1</b>	<b>0-0</b>	<b>1</b>	<b>10</b>	<b>1</b>	<b>.917</b>

**#4 TYSON COOPER C/IF S/R R-SO. 5-9/200 STATE COLLEGE, PA.**

Year	Avg	GP-GS	AB	R	H	2B	3B	HR	RBI	TB	SLG%	BB	HBP	SO	GDP	OB%	SF	SH	SB-ATT	PO	A	E	FLD%
2021	.111	11-3	18	2	2	1	0	0	2	3	.167	6	0	8	0	.333	0	0	1-1	16	1	0	1.000
2022	.121	16-10	33	3	4	0	0	0	0	4	.121	6	0	5	1	.256	0	2	0-2	52	12	2	.970
<b>TOTAL</b>	<b>.118</b>	<b>27-13</b>	<b>51</b>	<b>5</b>	<b>6</b>	<b>1</b>	<b>0</b>	<b>0</b>	<b>2</b>	<b>6</b>	<b>.137</b>	<b>12</b>	<b>0</b>	<b>13</b>	<b>1</b>	<b>.286</b>	<b>0</b>	<b>2</b>	<b>1-3</b>	<b>68</b>	<b>13</b>	<b>2</b>	<b>.976</b>

**#49 BEN DEMELL IF/P L/R FR. 6-5/205 CONCORD, OHIO**

Year	Avg	GP-GS	AB	R	H	2B	3B	HR	RBI	TB	SLG%	BB	HBP	SO	GDP	OB%	SF	SH	SB-ATT	PO	A	E	FLD%
2022	-	-	-	-	-	-	-	-	-	-	-	-	-	-	-	-	-	-	-	-	-	-	-
<b>TOTAL</b>	<b>-</b>	<b>-</b>	<b>-</b>	<b>-</b>	<b>-</b>	<b>-</b>	<b>-</b>	<b>-</b>	<b>-</b>	<b>-</b>	<b>-</b>	<b>-</b>	<b>-</b>	<b>-</b>	<b>-</b>	<b>-</b>	<b>-</b>	<b>-</b>	<b>-</b>	<b>-</b>	<b>-</b>	<b>-</b>	<b>-</b>

Year	ERA	W-L	APP	GS	CG	SHO	SV	IP	H	R	ER	BB	SO	2B	3B	HR	BF	BAA	WP	HBP	BK	SFA	SHA
2022	0.00	0-0	1	0	0	0/0	0	1.2	0	0	0	0	0	0	0	0	0	.000	0	0	0	0	0
<b>TOTAL</b>	<b>0.00</b>	<b>0-0</b>	<b>1</b>	<b>0</b>	<b>0</b>	<b>0/0</b>	<b>0</b>	<b>1.2</b>	<b>0</b>	<b>0</b>	<b>0</b>	<b>0</b>	<b>0</b>	<b>0</b>	<b>0</b>	<b>0</b>	<b>0</b>	<b>.000</b>	<b>0</b>	<b>0</b>	<b>0</b>	<b>0</b>	<b>0</b>

**#5 CARSON ERTTER OF L/L JR. 5-10/175 EBENSBURG, PA.**

Year	Avg	GP-GS	AB	R	H	2B	3B	HR	RBI	TB	SLG%	BB	HBP	SO	GDP	OB%	SF	SH	SB-ATT	PO	A	E	FLD%
2020	.000	3-0	2	0	0	0	0	0	0	0	.000	0	1	0	0	.333	0	0	0-0	1	0	0	1.000
2021	.000	1-0	1	0	0	0	0	0	1	0	.000	1	0	0	0	.500	0	0	0-0	0	0	0	.000
2022	-	-	-	-	-	-	-	-	-	-	-	-	-	-	-	-	-	-	-	-	-	-	-
<b>TOTAL</b>	<b>.000</b>	<b>4-0</b>	<b>3</b>	<b>0</b>	<b>0</b>	<b>0</b>	<b>0</b>	<b>0</b>	<b>1</b>	<b>0</b>	<b>.000</b>	<b>1</b>	<b>1</b>	<b>0</b>	<b>0</b>	<b>.400</b>	<b>0</b>	<b>0</b>	<b>0-0</b>	<b>1</b>	<b>0</b>	<b>0</b>	<b>1.000</b>

CAREER STATS

**#15 BRENDEN FRANKS IF/P R/R JR. 6-3/205 STATE COLLEGE, PA.**

Year	Avg	GP-GS	AB	R	H	2B	3B	HR	RBI	TB	SLG%	BB	HBP	SO	GDP	OB%	SF	SH	SB-ATT	PO	A	E	FLD%
2020	.667	4-0	3	1	2	0	0	0	0	2	.667	0	0	1	0	.667	0	0	0-0	2	0	0	1.000
2021	.000	4-0	3	1	0	0	0	0	0	0	.000	0	1	2	0	.250	0	0	0-0	4	0	0	1.000
2022	.000	8-0	4	0	0	0	0	0	0	0	.000	1	0	1	1	.200	0	0	0-0	0	0	0	1.000
<b>TOTAL</b>	<b>.200</b>	<b>16-0</b>	<b>10</b>	<b>2</b>	<b>2</b>	<b>0</b>	<b>0</b>	<b>0</b>	<b>0</b>	<b>2</b>	<b>.200</b>	<b>1</b>	<b>1</b>	<b>4</b>	<b>1</b>	<b>.333</b>	<b>0</b>	<b>0</b>	<b>0-0</b>	<b>6</b>	<b>0</b>	<b>0</b>	<b>1.000</b>

**#28 HUTCH GAGNON LHP L/L SR. 6-3/220 DOWNINGTOWN, PA.**

Year	ERA	W-L	App	GS	CG	SHO	SV	IP	H	R	ER	BB	SO	2B	3B	HR	BF	B/Avg	WP	HBP	BK	SFA	SHA
2019	5.59	0-1	18	0	0	0/0	0	19.1	21	12	12	11	21	4	1	2	93	.273	3	3	0	0	2
2020	3.21	1-0	4	2	0	0/0	0	14.0	15	5	5	6	17	4	1	0	62	.268	0	0	0	0	0
2021	6.75	0-1	11	0	0	0/0	0	12.0	18	10	9	4	13	3	1	1	64	.327	2	3	0	1	1
2022	-	-	-	-	-	-	-	-	-	-	-	-	-	-	-	-	-	-	-	-	-	-	-
<b>TOTAL</b>	<b>5.16</b>	<b>1-2</b>	<b>33</b>	<b>2</b>	<b>0</b>	<b>0/0</b>	<b>0</b>	<b>45.1</b>	<b>54</b>	<b>27</b>	<b>26</b>	<b>21</b>	<b>51</b>	<b>11</b>	<b>3</b>	<b>3</b>	<b>219</b>	<b>.287</b>	<b>5</b>	<b>6</b>	<b>0</b>	<b>1</b>	<b>3</b>

**#35 BILLY GERLOTT OF/IF R/R SO. 6-1/195 AUBURN, PA.**

Year	Avg	GP-GS	AB	R	H	2B	3B	HR	RBI	TB	SLG%	BB	HBP	SO	GDP	OB%	SF	SH	SB-ATT	PO	A	E	FLD%
2021	-	-	-	-	-	-	-	-	-	-	-	-	-	-	-	-	-	-	-	-	-	-	-
2022	.224	44-41	152	19	34	7	2	4	22	57	.375	16	5	43	6	.314	2	0	4-6	56	3	0	1.000
<b>TOTAL</b>	<b>.224</b>	<b>44-41</b>	<b>152</b>	<b>19</b>	<b>34</b>	<b>7</b>	<b>2</b>	<b>4</b>	<b>22</b>	<b>57</b>	<b>.375</b>	<b>16</b>	<b>5</b>	<b>43</b>	<b>6</b>	<b>.314</b>	<b>2</b>	<b>0</b>	<b>4-6</b>	<b>56</b>	<b>3</b>	<b>0</b>	<b>1.000</b>

**#17 SENECA GREGORY RHP R/R FR. 6-4/225 STAFFORD, VA.**

Year	ERA	W-L	APP	GS	CG	SHO	SV	IP	H	R	ER	BB	SO	2B	3B	HR	BF	BAA	WP	HBP	BK	SFA	SHA
2022	10.80	0-0	6	0	0	0/0	0	6.2	10	9	8	4	7	2	0	0	36	.345	1	2	0	0	1
<b>TOTAL</b>	<b>10.80</b>	<b>0-0</b>	<b>6</b>	<b>0</b>	<b>0</b>	<b>0/0</b>	<b>0</b>	<b>6.2</b>	<b>10</b>	<b>9</b>	<b>8</b>	<b>4</b>	<b>7</b>	<b>2</b>	<b>0</b>	<b>0</b>	<b>36</b>	<b>.345</b>	<b>1</b>	<b>2</b>	<b>0</b>	<b>0</b>	<b>1</b>

**#2 KYLE HANNON IF/OF L/R SO. 5-10/194 HARRISBURG, PA.**

Year	Avg	GP-GS	AB	R	H	2B	3B	HR	RBI	TB	SLG%	BB	HBP	SO	GDP	OB%	SF	SH	SB-ATT	PO	A	E	FLD%
2021	.133	12-9	30	3	4	1	1	0	1	7	.233	2	0	12	0	.188	0	1	0-0	15	0	0	1.000
2022	.273	25-23	88	12	24	5	1	1	10	35	.386	6	2	20	3	.333	0	0	4-4	23	51	10	.881
<b>TOTAL</b>	<b>.237</b>	<b>37-32</b>	<b>118</b>	<b>15</b>	<b>28</b>	<b>6</b>	<b>2</b>	<b>1</b>	<b>11</b>	<b>42</b>	<b>.347</b>	<b>8</b>	<b>2</b>	<b>32</b>	<b>3</b>	<b>.297</b>	<b>0</b>	<b>1</b>	<b>4-4</b>	<b>38</b>	<b>51</b>	<b>10</b>	<b>.899</b>

**#1 JAY HARRY IF L/R SO. 6-0/195 METUCHEN, N.J.**

Year	Avg	GP-GS	AB	R	H	2B	3B	HR	RBI	TB	SLG%	BB	HBP	SO	GDP	OB%	SF	SH	SB-ATT	PO	A	E	FLD%
2021	.268	42-42	142	22	38	10	0	1	18	51	.359	12	4	25	2	.335	3	0	1-1	58	101	11	.935
2022	.339	44-43	177	32	60	8	2	5	24	88	.492	12	5	22	0	.395	1	0	4-7	52	133	6	.969
<b>TOTAL</b>	<b>.307</b>	<b>86-85</b>	<b>319</b>	<b>54</b>	<b>98</b>	<b>18</b>	<b>2</b>	<b>6</b>	<b>42</b>	<b>139</b>	<b>.433</b>	<b>24</b>	<b>9</b>	<b>47</b>	<b>2</b>	<b>.368</b>	<b>4</b>	<b>0</b>	<b>5-8</b>	<b>110</b>	<b>234</b>	<b>17</b>	<b>.953</b>

**CAREER STATS**

**#24 JADEN HENLINE RHP L/R SO. 6-2/195 NEW CUMBERLAND, PA.**

Year	ERA	W-L	App	GS	CG	SHO	SV	IP	H	R	ER	BB	SO	2B	3B	HR	BF	B/Avg	WP	HBP	BK	SFA	SHA
2021	3.72	0-0	9	3	0	0/0	0	19.1	17	8	8	8	22	2	0	2	86	.230	1	3	0	0	1
2022	4.14	2-2	14	5	1	0/1	3	50.0	54	30	23	13	50	13	3	3	213	.277	5	2	0	1	2
<b>TOTAL</b>	<b>4.02</b>	<b>2-2</b>	<b>23</b>	<b>8</b>	<b>1</b>	<b>0/1</b>	<b>3</b>	<b>69.1</b>	<b>71</b>	<b>38</b>	<b>31</b>	<b>21</b>	<b>72</b>	<b>15</b>	<b>3</b>	<b>5</b>	<b>299</b>	<b>.264</b>	<b>6</b>	<b>5</b>	<b>0</b>	<b>1</b>	<b>3</b>

**#40 BEN KAILHER IF R/R JR. 5-8/160 RUMFORD, R.I.**

Year	Avg	GP-GS	AB	R	H	2B	3B	HR	RBI	TB	SLG%	BB	HBP	SO	GDP	OB%	SF	SH	SB-ATT	PO	A	E	FLD%
2020	.222	9-6	18	4	4	1	2	0	4	9	.500	2	2	6	2	.333	2	0	2-2	3	9	2	.857
2021	.143	11-0	7	3	1	0	0	0	0	1	.143	0	0	2	0	.143	0	0	1-1	0	2	0	1.000
2022	.209	26-19	67	11	14	1	0	0	2	15	.224	14	2	15	0	.361	0	0	5-6	22	48	4	.946
<b>TOTAL</b>	<b>.207</b>	<b>46-25</b>	<b>92</b>	<b>18</b>	<b>19</b>	<b>2</b>	<b>2</b>	<b>0</b>	<b>6</b>	<b>25</b>	<b>.272</b>	<b>16</b>	<b>4</b>	<b>23</b>	<b>2</b>	<b>.342</b>	<b>2</b>	<b>0</b>	<b>8-9</b>	<b>25</b>	<b>59</b>	<b>6</b>	<b>.933</b>

**#13 TAYVEN KELLEY OF R/R JR. 6-3/200 BOILING SPRINGS, PA.**

Year	Avg	GP-GS	AB	R	H	2B	3B	HR	RBI	TB	SLG%	BB	HBP	SO	GDP	OB%	SF	SH	SB-ATT	PO	A	E	FLD%
2020	.188	9-4	16	4	3	2	0	0	1	5	.313	3	1	8	0	.350	0	0	0-0	10	0	0	1.000
2021	.238	28-27	101	8	24	8	2	1	9	39	.386	10	1	37	2	.313	0	3	0-2	53	1	4	.931
2022	.209	40-37	148	17	31	6	3	0	17	43	.291	6	1	56	4	.245	0	0	1-2	81	2	5	.943
<b>TOTAL</b>	<b>.219</b>	<b>77-68</b>	<b>265</b>	<b>29</b>	<b>58</b>	<b>16</b>	<b>5</b>	<b>1</b>	<b>27</b>	<b>87</b>	<b>.328</b>	<b>19</b>	<b>3</b>	<b>101</b>	<b>6</b>	<b>.279</b>	<b>0</b>	<b>3</b>	<b>1-4</b>	<b>144</b>	<b>3</b>	<b>9</b>	<b>.942</b>

**#29 CARSON KOHLS RHP R/R SO. 6-0/195 SACRAMENTO, CALIF.**

Year	ERA	W-L	App	GS	CG	SHO	SV	IP	H	R	ER	BB	SO	2B	3B	HR	BF	B/Avg	WP	HBP	BK	SFA	SHA
2021	3.18	0-0	5	0	0	0/0	0	5.2	7	3	2	2	4	1	1	27	.304	1	2	0	0	0	0
2022	5.06	1-0	12	1	0	0/0	0	21.1	23	16	12	13	20	1	2	0	98	.291	3	4	0	0	2
<b>TOTAL</b>	<b>4.67</b>	<b>1-0</b>	<b>17</b>	<b>1</b>	<b>0</b>	<b>0/0</b>	<b>0</b>	<b>27.0</b>	<b>30</b>	<b>19</b>	<b>14</b>	<b>15</b>	<b>24</b>	<b>2</b>	<b>3</b>	<b>1</b>	<b>125</b>	<b>.294</b>	<b>4</b>	<b>6</b>	<b>0</b>	<b>0</b>	<b>2</b>

**#33 TRAVIS LUENSMANN RHP R/R SO. 6-6/234 ALTOONA, PA.**

Year	ERA	W-L	App	GS	CG	SHO	SV	IP	H	R	ER	BB	SO	2B	3B	HR	BF	B/Avg	WP	HBP	BK	SFA	SHA
2021*	15.43	0-1	4	0	0	0/0	0	2.1	4	6	4	1	2	2	0	0	12	.333	0	0	1	0	0
2022	4.80	2-2	12	10	0	0/0	1	54.1	58	36	29	28	64	2	3	3	252	.274	4	4	0	3	5
<b>TOTAL</b>	<b>5.24</b>	<b>2-3</b>	<b>16</b>	<b>10</b>	<b>0</b>	<b>0/0</b>	<b>1</b>	<b>56.2</b>	<b>62</b>	<b>42</b>	<b>33</b>	<b>29</b>	<b>66</b>	<b>4</b>	<b>3</b>	<b>3</b>	<b>264</b>	<b>.278</b>	<b>4</b>	<b>4</b>	<b>1</b>	<b>3</b>	<b>5</b>

\*At South Carolina

**#18 MASON MELLOTT RHP R/R GR. 6-0/205 STATE COLLEGE, PA.**

Year	ERA	W-L	App	GS	CG	SHO	SV	IP	H	R	ER	BB	SO	2B	3B	HR	BF	BAA	WP	HBP	BK	SFA	SHA
2018	3.18	0-1	24	0	0	0/0	4	34.0	38	16	12	14	28	4	1	0	155	.295	4	5	2	3	4
2019	2.43	6-3	21	0	0	0/2	5	63.0	59	25	17	14	52	10	2	1	270	.244	3	6	0	1	6
2020	2.25	2-1	5	0	0	0/0	0	8.0	8	3	2	1	6	1	1	0	35	.258	0	0	0	0	3
2021	4.60	2-3	17	0	0	0/0	4	31.1	32	20	16	18	33	2	1	1	149	.264	4	8	1	0	2
2022	4.50	3-4	17	4	0	0/1	2	36.0	33	21	18	15	28	4	2	2	161	.241	5	3	0	1	5
<b>TOTAL</b>	<b>3.39</b>	<b>13-11</b>	<b>84</b>	<b>4</b>	<b>0</b>	<b>0/3</b>	<b>15</b>	<b>172.1</b>	<b>170</b>	<b>85</b>	<b>65</b>	<b>62</b>	<b>147</b>	<b>21</b>	<b>7</b>	<b>4</b>	<b>770</b>	<b>.257</b>	<b>16</b>	<b>22</b>	<b>3</b>	<b>5</b>	<b>20</b>

**#21 STEVEN MILLER RHP R/R SR. 6-1/190 PITTSBURGH, PA.**

Year	ERA	W-L	App	GS	CG	SHO	SV	IP	H	R	ER	BB	SO	2B	3B	HR	BF	B/Avg	WP	HBP	BK	SFA	SHA
2019	3.86	0-0	3	0	0	0/0	0	2.1	4	1	1	1	1	3	0	0	12	.364	1	0	0	0	0
2020	2.70	0-0	3	0	0	0/1	0	3.1	2	1	1	1	6	1	0	0	13	.167	0	0	0	0	0
2021	3.29	0-1	12	0	0	0/2	2	13.2	12	8	5	7	17	2	0	0	58	.245	2	2	0	0	0
2022	4.59	3-2	17	2	0	0/0	1	33.1	38	18	17	12	29	5	1	1	148	.288	3	3	0	1	0
<b>TOTAL</b>	<b>4.10</b>	<b>3-3</b>	<b>35</b>	<b>2</b>	<b>0</b>	<b>0/3</b>	<b>3</b>	<b>52.2</b>	<b>56</b>	<b>28</b>	<b>24</b>	<b>21</b>	<b>53</b>	<b>11</b>	<b>1</b>	<b>1</b>	<b>231</b>	<b>.275</b>	<b>6</b>	<b>5</b>	<b>0</b>	<b>1</b>	<b>0</b>

CAREER STATS

**#27 TOMMY MOLSKY RHP R/R FR. 6-1/160 DILLSBURG, PA.**

Year	ERA	W-L	APP	GS	CG	SHO	SV	IP	H	R	ER	BB	SO	2B	3B	HR	BF	BAA	WP	HBP	BK	SFA	SHA
2022	6.64	0-5	12	9	0	0/0	1	40.2	45	42	30	18	35	9	2	3	198	.269	6	9	0	2	2
<b>TOTAL</b>	<b>6.64</b>	<b>0-5</b>	<b>12</b>	<b>9</b>	<b>0</b>	<b>0/0</b>	<b>1</b>	<b>40.2</b>	<b>45</b>	<b>42</b>	<b>30</b>	<b>18</b>	<b>35</b>	<b>9</b>	<b>2</b>	<b>3</b>	<b>198</b>	<b>.269</b>	<b>6</b>	<b>9</b>	<b>0</b>	<b>2</b>	<b>2</b>

**#37 JORDAN MORALES LHP R/L JR. 5-9/175 SOUDERTON, PA.**

Year	ERA	W-L	App	GS	CG	SHO	SV	IP	H	R	ER	BB	SO	2B	3B	HR	BF	B/Avg	WP	HBP	BK	SFA	SHA
2020*	2.16	0-2	5	0	0	0/1	2	8.1	5	4	2	3	14	1	0	1	37	.167	3	1	1	1	2
2021*	6.11	2-6	16	7	1	0/0	2	45.2	60	35	31	23	49	10	2	4	226	.313	2	8	2	3	0
2022	4.31	3-0	22	0	0	0/0	0	31.1	35	20	15	9	48	5	1	2	140	.278	4	2	3	0	3
<b>TOTAL</b>	<b>5.06</b>	<b>5-8</b>	<b>43</b>	<b>7</b>	<b>1</b>	<b>0/1</b>	<b>4</b>	<b>85.1</b>	<b>100</b>	<b>59</b>	<b>48</b>	<b>35</b>	<b>111</b>	<b>16</b>	<b>3</b>	<b>7</b>	<b>404</b>	<b>.287</b>	<b>9</b>	<b>11</b>	<b>6</b>	<b>4</b>	<b>5</b>

\*At LaSalle

**#6 JOE NASTASI RHP R/R SO. 6-0/217 STATE COLLEGE, PA.**

Year	ERA	W-L	App	GS	CG	SHO	SV	IP	H	R	ER	BB	SO	2B	3B	HR	BF	B/Avg	WP	HBP	BK	SFA	SHA
2021	-	-	-	-	-	-	-	-	-	-	-	-	-	-	-	-	-	-	-	-	-	-	-
2022	-	-	-	-	-	-	-	-	-	-	-	-	-	-	-	-	-	-	-	-	-	-	-
<b>TOTAL</b>	<b>-</b>	<b>-</b>	<b>-</b>	<b>-</b>	<b>-</b>	<b>-</b>	<b>-</b>	<b>-</b>	<b>-</b>	<b>-</b>	<b>-</b>	<b>-</b>	<b>-</b>	<b>-</b>	<b>-</b>	<b>-</b>	<b>-</b>	<b>-</b>	<b>-</b>	<b>-</b>	<b>-</b>	<b>-</b>	<b>-</b>

**#34 RICHIE PALTRIDGE LHP/1B/OF L/L SO. 6-3/194 MONTGOMERY, N.Y.**

Year	Avg	GP-GS	AB	R	H	2B	3B	HR	RBI	TB	SLG%	BB	HBP	SO	GDP	OB%	SF	SH	SB-ATT	PO	A	E	FLD%
2021	-	-	-	-	-	-	-	-	-	-	-	-	-	-	-	-	-	-	-	-	-	-	-
2022	.000	1-0	1	0	0	0	0	0	0	0	.000	0	0	1	0	.000	0	0	0-0	1	0	0	1.000
<b>TOTAL</b>	<b>.000</b>	<b>1-0</b>	<b>1</b>	<b>0</b>	<b>0</b>	<b>0</b>	<b>0</b>	<b>0</b>	<b>0</b>	<b>0</b>	<b>.000</b>	<b>0</b>	<b>0</b>	<b>1</b>	<b>0</b>	<b>.000</b>	<b>0</b>	<b>0</b>	<b>0-0</b>	<b>1</b>	<b>0</b>	<b>0</b>	<b>1.000</b>

Year	ERA	W-L	APP	GS	CG	SHO	SV	IP	H	R	ER	BB	SO	2B	3B	HR	BF	BAA	WP	HBP	BK	SFA	SHA
2021	-	-	-	-	-	-	-	-	-	-	-	-	-	-	-	-	-	-	-	-	-	-	-
2022	-	-	-	-	-	-	-	-	-	-	-	-	-	-	-	-	-	-	-	-	-	-	-
<b>TOTAL</b>	<b>-</b>	<b>-</b>	<b>-</b>	<b>-</b>	<b>-</b>	<b>-</b>	<b>-</b>	<b>-</b>	<b>-</b>	<b>-</b>	<b>-</b>	<b>-</b>	<b>-</b>	<b>-</b>	<b>-</b>	<b>-</b>	<b>-</b>	<b>-</b>	<b>-</b>	<b>-</b>	<b>-</b>	<b>-</b>	<b>-</b>

**#31 RYAN PARTRIDGE LHP R/L JR. 6-3/215 WEXFORD, PA.**

Year	ERA	W-L	App	GS	CG	SHO	SV	IP	H	R	ER	BB	SO	2B	3B	HR	BF	B/Avg	WP	HBP	BK	SFA	SHA
2020	0.00	0-0	2	0	0	0/0	0	2.0	1	0	0	0	2	0	0	0	6	.167	0	0	0	0	0
2021	0.00	0-0	5	0	0	0/0	0	2.2	4	2	0	3	4	1	0	0	16	.333	0	0	0	1	0
2022	5.71	0-0	16	0	0	0/0	0	17.1	17	11	11	11	17	4	1	0	83	.262	3	4	0	2	1
<b>TOTAL</b>	<b>4.50</b>	<b>0-0</b>	<b>23</b>	<b>0</b>	<b>0</b>	<b>0/0</b>	<b>0</b>	<b>22.0</b>	<b>22</b>	<b>13</b>	<b>11</b>	<b>14</b>	<b>23</b>	<b>5</b>	<b>1</b>	<b>0</b>	<b>105</b>	<b>.265</b>	<b>3</b>	<b>4</b>	<b>0</b>	<b>3</b>	<b>1</b>

**#22 JOHNNY PIACENTINO OF R/R JR. 5-11/185 CHERRY HILL, N.J.**

Year	Avg	GP-GS	AB	R	H	2B	3B	HR	RBI	TB	SLG%	BB	HBP	SO	GDP	OB%	SF	SH	SB-ATT	PO	A	E	FLD%
2020	.400	13-10	35	11	14	4	0	2	11	24	.686	10	0	4	0	.511	2	0	4-4	27	0	0	1.000
2021	.284	42-42	162	30	46	15	0	8	32	85	.525	17	0	40	4	.350	1	1	0-2	83	0	3	.965
2022	.274	30-30	117	14	32	6	3	2	22	50	.427	11	1	29	4	.343	3	1	1-1	47	0	1	.979
<b>TOTAL</b>	<b>.293</b>	<b>85-82</b>	<b>314</b>	<b>55</b>	<b>92</b>	<b>25</b>	<b>3</b>	<b>12</b>	<b>65</b>	<b>159</b>	<b>.506</b>	<b>38</b>	<b>1</b>	<b>73</b>	<b>8</b>	<b>.368</b>	<b>6</b>	<b>2</b>	<b>5-7</b>	<b>157</b>	<b>0</b>	<b>4</b>	<b>.975</b>

**#7 C.J. PITTARO IF L/R SO. 6-1/195 HAMILTON, N.J.**

Year	Avg	GP-GS	AB	R	H	2B	3B	HR	RBI	TB	SLG%	BB	HBP	SO	GDP	OB%	SF	SH	SB-ATT	PO	A	E	FLD%
2021*	.333	5-0	3	0	1	0	0	0	3	1	.333	0	0	0	0	.333	0	0	0-0	0	1	0	1.000
2022	.250	27-22	76	14	19	3	0	0	10	22	.289	10	1	20	1	.345	0	0	1-2	15	32	5	.904
<b>TOTAL</b>	<b>.253</b>	<b>32-22</b>	<b>79</b>	<b>14</b>	<b>20</b>	<b>3</b>	<b>0</b>	<b>0</b>	<b>13</b>	<b>23</b>	<b>.291</b>	<b>10</b>	<b>1</b>	<b>20</b>	<b>1</b>	<b>.344</b>	<b>0</b>	<b>0</b>	<b>1-2</b>	<b>15</b>	<b>33</b>	<b>5</b>	<b>.906</b>

\*At Vanderbilt

**CAREER STATS**

**#25 CHASE RENNER RHP R/R FR. 6-4/190 ALBURTIS, PA.**

Year	ERA	W-L	APP	GS	CG	SHO	SV	IP	H	R	ER	BB	SO	2B	3B	HR	BF	BAA	WP	HBP	BK	SFA	SHA
2022	5.40	2-2	10	1	0	0/0	1	13.1	11	8	8	12	17	4	0	0	62	.234	4	1	0	0	2
<b>TOTAL</b>	<b>5.40</b>	<b>2-2</b>	<b>10</b>	<b>1</b>	<b>0</b>	<b>0/0</b>	<b>1</b>	<b>13.1</b>	<b>11</b>	<b>8</b>	<b>8</b>	<b>12</b>	<b>17</b>	<b>4</b>	<b>0</b>	<b>0</b>	<b>62</b>	<b>.234</b>	<b>4</b>	<b>1</b>	<b>0</b>	<b>0</b>	<b>2</b>

**#11 CHAD ROGERS RHP R/R SO. 6-5/220 MENTOR, OHIO**

Year	ERA	W-L	App	GS	CG	SHO	SV	IP	H	R	ER	BB	SO	2B	3B	HR	BF	B/Avg	WP	HBP	BK	SFA	SHA
2021	13.50	1-0	3	0	0	0/0	0	4.0	8	6	6	7	1	2	0	0	25	.471	0	0	1	1	0
2022	13.50	0-0	5	0	0	0/0	0	6.2	14	10	10	7	4	1	1	0	41	.452	2	1	0	2	0
<b>TOTAL</b>	<b>13.50</b>	<b>1-0</b>	<b>8</b>	<b>0</b>	<b>0</b>	<b>0/0</b>	<b>0</b>	<b>10.2</b>	<b>22</b>	<b>16</b>	<b>16</b>	<b>14</b>	<b>5</b>	<b>3</b>	<b>1</b>	<b>0</b>	<b>66</b>	<b>.458</b>	<b>2</b>	<b>1</b>	<b>1</b>	<b>3</b>	<b>0</b>

**#20 BLAISE SCLAFANI RHP R/R SR. 6-6/200 SOUDERTON, PA.**

Year	ERA	W-L	App	GS	CG	SHO	SV	IP	H	R	ER	BB	SO	2B	3B	HR	BF	B/Avg	WP	HBP	BK	SFA	SHA
2019*	4.42	1-0	12	0	0	0/0	0	18.1	12	11	9	19	14	2	0	1	60	.200	2	6	0	3	0
2020*	4.76	0-0	4	0	0	0/0	0	5.2	5	4	3	2	5	0	0	0	20	.250	3	2	0	0	0
2021	18.00	0-0	2	0	0	0/0	0	1.0	2	2	2	4	1	0	0	0	10	.500	2	1	0	1	0
2022	0.00	0-0	4	0	0	0/0	0	1.1	2	1	0	3	1	0	0	1	9	.400	0	1	0	0	0
<b>TOTAL</b>	<b>4.78</b>	<b>1-0</b>	<b>22</b>	<b>0</b>	<b>0</b>	<b>0/0</b>	<b>0</b>	<b>26.1</b>	<b>21</b>	<b>18</b>	<b>14</b>	<b>28</b>	<b>21</b>	<b>2</b>	<b>0</b>	<b>0</b>	<b>99</b>	<b>.368</b>	<b>7</b>	<b>10</b>	<b>0</b>	<b>4</b>	<b>0</b>

\*At UMass Lowell

**#36 TYLER SHINGLEDECKER LHP R/L SR. 6-3/185 HUNTERSVILLE, N.C.**

Year	ERA	W-L	App	GS	CG	SHO	SV	IP	H	R	ER	BB	SO	2B	3B	HR	BF	B/Avg	WP	HBP	BK	SFA	SHA
2019	4.43	1-1	19	2	0	0/1	1	40.2	31	27	20	27	44	8	1	3	185	.207	4	6	0	1	1
2020	0.64	0-0	5	0	0	0/0	0	14.0	3	1	1	2	20	1	0	0	49	.067	1	1	0	0	1
2021	6.00	2-2	16	1	0	0/1	1	27.0	20	21	18	16	38	3	3	2	123	.196	3	4	0	1	0
2022	3.58	5-2	17	3	0	0/1	1	37.2	36	18	15	11	44	5	2	2	161	.247	5	2	0	0	2
<b>TOTAL</b>	<b>4.07</b>	<b>8-5</b>	<b>57</b>	<b>6</b>	<b>0</b>	<b>0/3</b>	<b>3</b>	<b>119.1</b>	<b>90</b>	<b>67</b>	<b>54</b>	<b>56</b>	<b>146</b>	<b>17</b>	<b>6</b>	<b>7</b>	<b>518</b>	<b>.203</b>	<b>13</b>	<b>13</b>	<b>0</b>	<b>2</b>	<b>4</b>

**#41 JOSH SPIEGEL C/1B R/R R-JR. 6-3/206 JEANNETTE, PA.**

Year	Avg	GP-GS	AB	R	H	2B	3B	HR	RBI	TB	SLG%	BB	HBP	SO	GDP	OB%	SF	SH	SB-ATT	PO	A	E	FLD%	
2019*																								
2020*	.500	3-0	4	0	2	0	0	0	1	2	.500	0	0	1	0	.500	0	0	0-0	7	0	0	1.000	
2021	.261	38-38	134	19	35	10	1	4	22	59	.440	10	2	43	3	.320	1	2	1-1	134	12	4	.973	
2022	.315	44-42	162	25	51	14	2	7	35	90	.556	17	3	46	4	.386	2	0	0-0	245	10	8	.970	
<b>TOTAL</b>	<b>.297</b>	<b>85-80</b>	<b>296</b>	<b>44</b>	<b>88</b>	<b>24</b>	<b>3</b>	<b>11</b>	<b>58</b>	<b>150</b>	<b>.510</b>	<b>27</b>	<b>5</b>	<b>90</b>	<b>7</b>	<b>.363</b>	<b>3</b>	<b>2</b>	<b>1-1</b>	<b>386</b>	<b>22</b>	<b>12</b>	<b>.971</b>	

**#30 ANTHONY STEELE LHP/1B/OF L/L FR. 6-4/225 SHELTON, CONN.**

Year	ERA	W-L	APP	GS	CG	SHO	SV	IP	H	R	ER	BB	SO	2B	3B	HR	BF	BAA	WP	HBP	BK	SFA	SHA
2022	18.69	0-0	6	1	0	0/0	0	4.1	9	10	9	7	8	0	1	0	34	.391	2	4	0	0	0
<b>TOTAL</b>	<b>18.69</b>	<b>0-0</b>	<b>6</b>	<b>1</b>	<b>0</b>	<b>0/0</b>	<b>0</b>	<b>4.1</b>	<b>9</b>	<b>10</b>	<b>9</b>	<b>7</b>	<b>8</b>	<b>0</b>	<b>1</b>	<b>0</b>	<b>34</b>	<b>.391</b>	<b>2</b>	<b>4</b>	<b>0</b>	<b>0</b>	<b>0</b>

Year	Avg	GP-GS	AB	R	H	2B	3B	HR	RBI	TB	SLG%	BB	HBP	SO	GDP	OB%	SF	SH	SB-ATT	PO	A	E	FLD%
2022	.256	29-22	78	5	20	1	1	1	7	26	.333	8	1	21	1	.333	0	0	1-1	31	0	2	.939
<b>TOTAL</b>	<b>.256</b>	<b>29-22</b>	<b>78</b>	<b>5</b>	<b>20</b>	<b>1</b>	<b>1</b>	<b>1</b>	<b>7</b>	<b>26</b>	<b>.333</b>	<b>8</b>	<b>1</b>	<b>21</b>	<b>1</b>	<b>.333</b>	<b>0</b>	<b>0</b>	<b>1-1</b>	<b>31</b>	<b>0</b>	<b>2</b>	<b>.939</b>

CAREER STATS

**#9 CONNOR THRONEBERRY RHP/IF R/R FR. 6-6/230 ST. LOUIS, MO.**

Year	ERA	W-L	APP	GS	CG	SHO	SV	IP	H	R	ER	BB	SO	2B	3B	HR	BF	BAA	WP	HBP	BK	SFA	SHA
2022	-	-	-	-	-	-	-	-	-	-	-	-	-	-	-	-	-	-	-	-	-	-	-
<b>TOTAL</b>	-	-	-	-	-	-	-	-	-	-	-	-	-	-	-	-	-	-	-	-	-	-	-
Year	Avg	GP-GS	AB	R	H	2B	3B	HR	RBI	TB	SLG%	BB	HBP	SO	GDP	OB%	SF	SH	SB-ATT	PO	A	E	FLD%
2022	.333	3-0	3	1	1	0	0	0	0	1	.333	0	0	2	0	.333	0	0	0-0	3	0	0	1.000
<b>TOTAL</b>	<b>.333</b>	<b>3-0</b>	<b>3</b>	<b>1</b>	<b>1</b>	<b>0</b>	<b>0</b>	<b>0</b>	<b>0</b>	<b>1</b>	<b>.333</b>	<b>0</b>	<b>0</b>	<b>2</b>	<b>0</b>	<b>.333</b>	<b>0</b>	<b>0</b>	<b>0-0</b>	<b>3</b>	<b>0</b>	<b>0</b>	<b>1.000</b>

**#12 KELLAN TULIO LHP L/L JR. 6-2/215 EMMAUS, PA.**

Year	ERA	W-L	App	GS	CG	SHO	SV	IP	H	R	ER	BB	SO	2B	3B	HR	BF	B/Avg	WP	HBP	BK	SFA	SHA
2020*	6.75	0-0	4	0	0	0/0	0	2.2	4	2	2	2	2	0	0	0	13	.364	0	0	1	0	0
2021*	15.43	0-0	4	0	0	0/0	0	2.1	3	4	4	3	1	0	0	0	14	.300	1	1	0	0	0
2022	4.50	2-2	12	8	0	0/0	1	32.0	27	22	16	23	39	5	1	2	150	.227	4	5	0	1	2
<b>TOTAL</b>	<b>5.35</b>	<b>2-2</b>	<b>20</b>	<b>8</b>	<b>0</b>	<b>0/0</b>	<b>1</b>	<b>37.0</b>	<b>34</b>	<b>28</b>	<b>22</b>	<b>28</b>	<b>42</b>	<b>5</b>	<b>1</b>	<b>2</b>	<b>177</b>	<b>.243</b>	<b>5</b>	<b>6</b>	<b>0</b>	<b>1</b>	<b>2</b>

\*At Louisville

**#14 MATT WOOD C L/R JR. 5-10/190 GIBSONIA, PA.**

Year	Avg	GP-GS	AB	R	H	2B	3B	HR	RBI	TB	SLG%	BB	HBP	SO	GDP	OB%	SF	SH	SB-ATT	PO	A	E	FLD%
2020	.314	14-13	51	4	16	1	0	0	5	17	.333	7	1	12	2	.407	0	0	1-1	78	4	2	.976
2021	.295	39-39	139	22	41	10	1	4	21	65	.468	19	3	25	3	.384	3	1	1-5	218	14	4	.983
2022	.422	43-43	154	42	65	12	3	8	44	106	.695	28	5	17	4	.510	5	3	5-8	296	23	8	.976
<b>TOTAL</b>	<b>.355</b>	<b>96-95</b>	<b>344</b>	<b>68</b>	<b>122</b>	<b>23</b>	<b>4</b>	<b>12</b>	<b>70</b>	<b>188</b>	<b>.549</b>	<b>54</b>	<b>9</b>	<b>54</b>	<b>9</b>	<b>.446</b>	<b>8</b>	<b>4</b>	<b>7-14</b>	<b>592</b>	<b>41</b>	<b>14</b>	<b>.978</b>

HEAD COACH ROB COOPER



**16**

**ROB COOPER**  
**MIAMI (FLA.), 1994**  
**OVERALL: 456-467 (17TH YR)**  
**PSU: 170-237 (9TH YR)**

---

**Head Coach**

The 2022 baseball season is Rob Cooper's ninth as head coach of the Nittany Lion baseball program. Cooper was selected as the 14th head baseball coach in Penn State history on August 9, 2013. Not shy about stating his ultimate goal of returning Penn State to Omaha in June, the Lions have made significant strides under his leadership.

Under his tutelage, 11 players have been drafted and 12 total have signed with MLB teams in the last four seasons with a full draft. However, his strong belief in the first part of the term "student-athlete" is perhaps the top reason he has proven to be an excellent fit at Penn State. Even with state-of-the-art facilities, the chance to take on elite competition and a program history that includes five trips to the College World Series, Cooper cites the value of a Penn State degree as one of the top reasons to play baseball at Penn State.

The Nittany Lions finished the 2021 season with an 18-24 record, playing against exclusively Big Ten opponents. The wins included a 3-2 victory over No. 18 Michigan on March 26 and a series sweep over Michigan State in which Penn State out-scored the Spartans, 39-13. The Nittany Lions also won two series against Rutgers. Penn State scored 10 or more runs in six games, Penn State's most against Big Ten opponents since 2008 (8) and the most in a season since 2016.

Penn State led the Big Ten in doubles (93) and doubles per game (2.21), ranking 10th in the country in doubles per game. The Nittany Lions sat third in the conference in batting average (.269). Penn State hit 34 home runs, its most since 2012, and had five players with four or more homers.

Sophomore Matt Wood collected Second Team All-Big Ten honors, batting .295 with four homers and 21 RBI. Wood became the fifth All-Big Ten selection under Cooper. Senior Gavin Homer led the Nittany Lions with a .310 batting average, a .429 on-base percentage and tied with Johnny Piacentino for the team-lead in runs (30). Junior Justin Williams hit .302 and paced Penn State with 48 hits. Piacentino led the squad with eight homers and 32 RBI to go with a team-best .525 slugging percentage.

Senior Kyle Virbitsky paced the Penn State rotation with a 4.17 ERA, five wins, 77.2 innings pitched and 88 strikeouts. Virbitsky ranked seventh in the Big Ten in strikeouts and third in strikeout-to-walk ratio (4.40). His 88 strikeouts are tied for the 10th-most in a season at Penn State. Senior Conor Larkin earned three wins and 69 strikeouts in 63.2 innings and fellow senior Bailey Dees was responsible for four wins and 53 strikeouts in 66 innings.

The Nittany Lions continued their success in the classroom with a program-record 19 players earning Academic All-Big Ten accolades.

Penn State had four players drafted from the 2021 squad. Larkin was selected in the ninth round (272nd overall) by the Toronto Blue Jays. Williams was a 17th round selection (508th overall) by the Houston Astros and Kyle Virbitsky followed, being selected 518th overall by the Oakland A's. Bailey Dees was drafted in the 18th round (543rd overall) by the New York Yankees. All three members of the starting rotation were drafted, making Penn State one of only four schools to accomplish that in 2021.

It marked the third time in program history that Penn State had four or more players selected in a single year and the second time that Penn State had three pitchers selected in a draft. The Nittany Lions have had eight pitchers drafted since 2016. The four selections were double of any other Pennsylvania school and three of the draftees are Pennsylvania natives.

Penn State was off to a 10-5 start in 2020 before the COVID-19 pandemic canceled the remainder of the season. Penn State was among the conference leaders offensively, ranking second in on-base percentage (.394), slugging (.422), triples (7), doubles (30), third in batting average (.289) and walks (77), and fourth in scoring (6.7 runs/game) and runs (100). On the mound, Penn State ranked sixth in the NCAA with a 1.01 WHIP and also eighth with a 2.16 team ERA. The Nittany Lions also ranked 15th with 6.33 hits allowed per nine innings and 18th with a 3.63 strikeout-to-walk ratio.

Penn State baseball's trip to Cuba prior to the 2016 season is perhaps the best example of Cooper's commitment to the first part of the "student-athlete" term. The Nittany Lions attended academic lectures and toured Havana, becoming the first NCAA Division I team to compete against a Cuban National Series team, the first U.S. team at any level to defeat a Cuban National Series team, the first U.S. baseball team to play in Cuba since restoration of diplomatic ties with Cuba, the second NCAA team to play in Cuba since restoration of diplomatic ties (Coastal Carolina men's basketball, August 2015) and the fifth NCAA Division I baseball team to compete in post-revolutionary Cuba. The harmony between academics and athletics was on full display, as multiple Penn State professors and a group of journalism students also joined the travel party.

The rare, once-in-a-lifetime experience helped bring a young Penn State team together, and the Lions went on to earn their first winning record (overall and in conference) since 2012. The starting lineup included at least three freshmen in all but six games and five to six freshmen in 19 games, and took on nine eventual NCAA tournament teams, including a three-game series at home against College World Series participant TCU. The Lions' 28 wins were a 10-win improvement over the previous season, and its 12 Big Ten wins doubled the 2015 total. Haley and Anderson were the first drafted out of Penn State since 2012, and Anderson and senior outfielder Greg Guers became the program's first All-Big Ten picks also since 2012. Pitcher Justin Hagenman became Penn State's first Louisville Slugger Freshman All-American since 1997.

Shortly after Cooper accepted the PSU head coaching position in 2014, the California native traveled to Taichung, Taiwan to serve as the head coach of USA Baseball's 18U National Team at the IBAF U18 World Cup. Cooper steered Team USA to an 8-1 record in World Cup play, including seven consecutive victories to win the gold medal.

Not long after the triumph in Taiwan, Cooper received one of the highest honors bestowed in the profession, as he was announced as the Rod Dedeaux USA Baseball Coach of the Year. With the honor, Cooper became just the 16th individual in the award's history to receive the accolade, joining the likes of Scott Brosius, Davey Johnson and Tommy Lasorda.

Cooper was also a member of the coaching staff for the 2007 and 2009 USA College National teams. The 2007 team earned a silver medal at the Pan Am Games in Rio de Janeiro, Brazil. Fourteen of the 20 players on the 2007 team reached the Major Leagues, including 2013 All-Star Pedro Alvarez. Fourteen of the 22 members of the 2009 team also reached the Major Leagues, including three-time All-Star Gerrit Cole.

Cooper brought an accomplished resume to Penn State that included three NCAA Tournament appearances as a head coach at Wright State and five more at various stops as an assistant coach, including two trips to the College World Series with Miami (Florida). Cooper was twice named the Horizon League Coach of the Year and guided Wright State to three league tournament championships and two regular-season championships after the team suffered six losing seasons in the seven years before his arrival.

Cooper began his coaching career at national power Miami, spending two seasons (1994-95) as a student/graduate assistant on the Hurricanes' staff. While at Miami, Cooper helped the Hurricanes to College World Series berths in 1994 and 1995. Cooper spent the 1996 season as an assistant and team academic coordinator at Wake Forest, then moved on to Tulane for the next two seasons, serving as the Green Wave's hitting coach. In 1997, the Green Wave won the Conference USA regular-season crown, and in 1998, they advanced to the NCAA Tournament. Cooper left Tulane following the 1998 season and returned to Sacramento City College, where he starred in the early 1990's before lettering at Miami in 1993.

Along with his college coaching experience, Cooper also was an associate scout for the Los Angeles Dodgers from 1990-92 and has been selected to four coaching stints with USA Baseball in 2000, 2007, 2009 and 2013.

Cooper earned his bachelor's degree in psychology from Miami in 1994 and a master's in sports sciences/administration from Miami in 1996. He is married to his wife, Maureen, and has two sons, Jake and Tyson, who are both current members of the Penn State baseball team.

OVERALL STATS

The Automated ScoreBook  
Overall Statistics for Penn State (as of May 09, 2022)  
(All games Sorted by Batting avg)

Record: 23-21 Home: 13-7 Away: 5-9 Neutral: 5-5 Conference: 10-8

Player	avg	gp-gs	ab	r	h	2b	3b	hr	rbi	tb	slg%	bb	hp	so	gdp	ob%	sf	sh	sb-att	po	a	e	fld%
14 Wood, Matt	.422	43-43	154	42	65	12	3	8	44	107	.695	28	5	17	4	.510	5	3	5-8	296	23	8	.976
1 Harry, Jay	.339	44-43	177	32	60	8	2	5	24	87	.492	12	5	22	0	.395	1	0	4-7	52	133	6	.969
41 Spiegel, Josh	.315	44-42	162	25	51	14	2	7	35	90	.556	17	3	46	4	.386	2	0	0-0	245	10	8	.970
3 Bartels, Cole	.274	44-44	168	33	46	7	0	2	19	59	.351	22	9	18	2	.381	3	0	3-4	211	10	2	.991
22 Piacentino, Johnny	.274	30-30	117	14	32	6	3	2	22	50	.427	11	3	29	4	.343	3	1	1-1	47	0	1	.979
2 Hannon, Kyle	.273	25-23	88	12	24	5	1	1	10	34	.386	6	2	20	3	.333	0	0	4-4	23	51	10	.881
30 Steele, Anthony	.256	27-21	78	5	20	1	1	1	7	26	.333	8	1	21	1	.333	0	0	1-1	31	0	2	.939
7 Pittaro, C.J.	.250	27-22	76	14	19	3	0	0	10	22	.289	10	1	20	1	.345	0	0	1-2	15	32	5	.904
35 Gerlott, Billy	.224	44-41	152	19	34	7	2	4	22	57	.375	16	5	43	6	.314	2	0	4-6	56	3	0	1.000
13 Kelley, Tayven	.209	40-37	148	17	31	6	3	0	17	43	.291	6	1	56	4	.245	0	0	1-2	81	2	5	.943
40 Kailher, Ben	.209	26-19	67	11	14	1	0	0	2	15	.224	14	2	15	0	.361	0	0	5-7	22	48	4	.946
9 Throneberry, Connor	.333	3-0	3	1	1	0	0	0	0	1	.333	0	0	2	0	.333	0	0	0-0	3	0	0	1.000
19 Cease, Derek	.250	31-17	60	13	15	2	0	0	5	17	.283	12	0	13	1	.375	0	0	3-3	28	53	6	.931
4 Cooper, Tyson	.121	16-10	33	3	4	0	0	0	0	4	.121	6	0	5	1	.256	0	2	0-2	52	12	2	.970
23 Cooper, Jake	.000	8-4	14	0	0	0	0	0	0	0	.000	0	0	6	0	.000	0	1	0-0	1	10	1	.917
15 Franks, Brendan	.000	8-0	4	0	0	0	0	0	0	0	.000	1	0	1	1	.200	0	0	0-0	0	0	0	.000
46 Burke, Noah	.000	5-0	4	0	0	0	0	0	0	0	.000	1	1	3	0	.333	0	0	0-0	0	0	0	.000
34 Paltridge, Richie	.000	1-0	1	0	0	0	0	0	0	0	.000	0	0	1	0	.000	0	0	0-0	1	0	0	1.000
Totals	.276	44	1506	241	416	72	17	30	217	612	.406	170	38	338	32	.361	16	7	32-47	1179	444	67	.960
Opponents	.272	44	1539	283	418	62	20	19	240	577	.375	200	49	417	31	.370	13	27	51-61	1153	444	47	.971

LOB - Team (343), Opp (366). DPs turned - Team (34), Opp (34). IBB - Team (5), Wood, M. 5, Opp (2). Picked off - Kelley, T. 1, Pittaro, CJ 1, Cease, D. 1, Hannon, K. 1.

(All games Sorted by Earned run avg)

Player	era	w-l	app	gs	cg	sho	sv	ip	h	r	er	bb	so	2b	3b	hr	b/avg	wp	hp	bks	sfa	sha
24 Henline, Jaden	4.14	2-2	14	5	1	0/1	3	50.0	54	30	23	13	50	13	3	3	.277	5	2	0	1	2
33 Luensmann, Travis	4.80	2-2	12	10	0	0/0	1	54.1	58	36	29	28	64	2	3	3	.274	4	4	0	3	5
49 DeMell, Ben	0.00	0-0	1	0	0	0/0	0	1.2	1	0	0	3	2	0	0	0	.167	0	1	0	0	0
20 Sclafani, Blaise	0.00	0-0	4	0	0	0/0	0	1.1	2	1	0	3	1	0	0	1	.400	0	1	0	0	0
19 Cease, Derek	0.00	0-0	1	0	0	0/0	0	1.0	1	1	0	3	1	0	0	0	.250	0	0	0	0	0
36 Shingledecker, Tyler	3.58	5-2	17	3	0	0/1	1	37.2	36	18	15	11	44	5	2	2	.247	5	2	0	0	2
37 Morales, Jordan	4.31	3-0	22	0	0	0/0	0	31.1	35	20	15	9	48	5	1	2	.278	4	2	3	0	3
18 Mellott, Mason	4.50	3-4	17	4	0	0/1	2	36.0	33	21	18	15	28	4	2	2	.241	5	3	0	1	5
12 Tulio, Kellan	4.50	2-2	12	8	0	0/0	1	32.0	27	22	16	23	39	5	1	2	.227	4	5	0	1	2
21 Miller, Steven	4.59	3-2	17	2	0	0/0	1	33.1	38	18	17	12	29	5	1	1	.288	3	3	0	1	0
29 Kohls, Carson	5.06	1-0	12	1	0	0/0	0	21.1	23	16	12	13	20	1	2	0	.291	3	4	0	0	2
25 Renner, Chase	5.40	2-2	10	1	0	0/0	1	13.1	11	8	8	12	17	4	0	0	.234	4	1	0	0	2
31 Partridge, Ryan	5.71	0-0	16	0	0	0/0	0	17.1	17	11	11	11	17	4	1	0	.262	3	4	0	2	1
27 Molsky, Tommy	6.64	0-5	12	9	0	0/0	1	40.2	45	42	30	18	35	9	2	3	.269	6	9	0	2	2
17 Gregory, Seneca	10.80	0-0	6	0	0	0/0	0	6.2	10	9	8	4	7	2	0	0	.345	1	2	0	0	1
11 Rogers, Chad	13.50	0-0	5	0	0	0/0	0	6.2	14	10	10	7	4	1	1	0	.452	2	1	0	2	0
10 Folds, Tanner	14.73	0-0	6	0	0	0/0	0	3.2	2	7	6	6	3	1	0	0	.154	1	1	0	0	0
30 Steele, Anthony	18.69	0-0	6	1	0	0/0	0	4.1	9	10	9	7	8	0	1	0	.391	2	4	0	0	0
8 DeMarco, Patrick	81.00	0-0	1	0	0	0/0	0	0.1	2	3	3	2	0	1	0	0	.667	1	0	0	0	0
Totals	5.27	23-21	44	44	1	1/1	11	393.0	418	283	230	200	417	62	20	19	.272	53	49	3	13	27
Opponents	4.87	21-23	44	44	0	1/1	8	384.1	416	241	208	170	338	72	17	30	.276	40	38	13	16	7

PB - Team (11), Wood, M. 5, Cooper, T. 4, Spiegel, J. 2, Opp (8). Pickoffs - Team (5), Kohls, C. 2, Miller, S. 1, Luensmann, T 1, Mellott, M. 1, Opp (3). SBA/ATT - Wood, M. (40-47), Spiegel, J. (10-11), Luensmann, T (8-10), Tulio, K. (8-8), Miller, S. (5-6), Molsky, T. (5-5), Mellott, M. (5-5), Kohls, C. (4-5), Henline, J. (2-4), Shingledeck (4-4), Steele, A. (3-3),



CONFERENCE STATS

The Automated ScoreBook  
 Conference statistics for Penn State (as of May 09, 2022)  
 (Conference games only Sorted by Batting avg)

Record: 10-8 Home: 6-3 Away: 4-5 Conference: 10-8

Player	avg	gp-gs	ab	r	h	2b	3b	hr	rbi	tb	slg%	bb	hp	so	gdp	ob%	sf	sh	sb-att	po	a	e	fld%	
14 Wood, Matt	.478	18-18	67	15	32	6	2	4	23	54	.806	9	1	7	0	.512	5	2	2-4	159	13	2	.989	
1 Harry, Jay	.377	18-18	77	17	29	5	2	4	9	50	.649	2	2	11	0	.402	1	0	0-2	27	54	2	.976	
7 Pittaro, C.J.	.308	12-11	39	8	12	2	0	0	4	14	.359	5	0	9	1	.386	0	0	0-0	7	16	3	.885	
41 Spiegel, Josh	.286	18-17	70	11	20	5	1	4	19	39	.557	5	2	20	0	.346	1	0	0-0	66	1	0	1.000	
22 Piacentino, Johnny	.282	18-18	71	10	20	3	2	2	13	33	.465	6	3	20	3	.354	2	0	0-0	31	0	1	.969	
13 Kelley, Tayven	.280	15-12	50	10	14	4	2	0	7	22	.440	3	0	21	0	.321	0	0	1-1	23	1	1	.960	
40 Kailher, Ben	.242	11-9	33	4	8	0	0	0	2	8	.242	5	0	8	0	.342	0	0	1-2	13	24	3	.925	
3 Bartels, Cole	.235	18-18	68	16	16	3	0	1	6	22	.324	10	6	6	2	.376	1	0	1-1	112	5	2	.983	
30 Steele, Anthony	.226	12-8	31	1	7	0	0	0	3	7	.226	4	0	8	1	.314	0	0	0-0	0	0	0	.000	
35 Gerlott, Billy	.188	18-16	64	11	12	2	1	4	11	28	.438	5	1	15	4	.254	1	0	2-2	20	1	0	1.000	
19 Cease, Derek	.182	15-10	33	6	6	1	0	0	3	7	.212	6	0	10	1	.308	0	0	1-1	15	34	5	.907	
-----																								
2 Hannon, Kyle	.176	4-3	17	3	3	0	0	1	2	6	.353	0	0	4	0	.176	0	0	1-1	0	7	3	.700	
4 Cooper, Tyson	.143	8-4	14	1	2	0	0	0	0	2	.143	2	0	3	0	.250	0	0	0-0	6	7	2	.867	
15 Franks, Brendan	.000	3-0	1	0	0	0	0	0	0	0	.000	0	0	0	1	.000	0	0	0-0	0	0	0	.000	
23 Cooper, Jake	.000	1-0	1	0	0	0	0	0	0	0	.000	0	0	0	0	.000	0	0	0-0	0	0	0	.000	
46 Burke, Noah	.000	1-0	0	0	0	0	0	0	0	0	.000	1	0	0	0	1.000	0	0	0-0	0	0	0	.000	
Totals	.285	18	636	113	181	31	10	20	102	292	.459	63	15	142	13	.357	11	2	9-14	486	195	28	.961	
Opponents	.291	18	642	114	187	33	7	11	95	267	.416	71	22	165	13	.378	6	14	27-35	481	188	18	.974	

LOB - Team (133), Opp (155). DPs turned - Team (14), Opp (14). IBB - Team (4), Wood, M. 4, Opp (2).

(Conference games only Sorted by Earned run avg)

Player	era	w-l	app	gs	cg	sho	sv	ip	h	r	er	bb	so	2b	3b	hr	b/avg	wp	hp	bks	sfa	sha		
33 Luensmann, Travis	2.77	2-0	6	4	0	0/0	1	26.0	23	10	8	10	26	1	0	0	.245	2	3	0	2	3		
36 Shingledecker, Tyler	4.00	2-1	6	1	0	0/0	1	18.0	17	9	8	8	25	3	2	1	.236	5	2	0	0	0		
18 Mellott, Mason	4.19	1-2	8	0	0	0/0	1	19.1	18	10	9	6	15	1	1	2	.237	5	1	0	0	3		
24 Henline, Jaden	5.16	1-1	6	5	1	0/0	0	29.2	37	20	17	9	25	12	2	2	.316	3	2	0	1	2		
-----																								
20 Sclafani, Blaise	0.00	0-0	1	0	0	0/0	0	0.1	0	0	0	0	1	0	0	0	.000	0	0	0	0	0		
31 Partridge, Ryan	4.50	0-0	4	0	0	0/0	0	4.0	3	2	2	1	4	1	0	0	.200	0	1	0	0	0		
37 Morales, Jordan	5.11	0-0	9	0	0	0/0	0	12.1	18	9	7	4	17	3	0	2	.340	4	0	3	0	2		
12 Tulio, Kellan	5.17	1-1	6	3	0	0/0	1	15.2	16	15	9	13	23	3	1	2	.262	3	4	0	1	1		
29 Kohls, Carson	5.40	0-0	2	0	0	0/0	0	5.0	3	3	3	4	3	0	0	0	.188	0	1	0	0	1		
21 Miller, Steven	5.60	3-1	9	2	0	0/0	0	17.2	23	11	11	7	13	4	0	1	.319	3	1	0	1	0		
25 Renner, Chase	6.75	0-1	3	1	0	0/0	0	4.0	7	3	3	0	3	2	0	0	.412	1	1	0	0	1		
27 Molsky, Tommy	10.12	0-1	3	2	0	0/0	0	8.0	10	10	9	5	7	2	0	1	.323	4	4	0	1	1		
17 Gregory, Seneca	36.00	0-0	1	0	0	0/0	0	1.0	5	4	4	1	1	0	0	0	.714	1	0	0	0	0		
30 Steele, Anthony	40.50	0-0	1	0	0	0/0	0	0.2	2	3	3	2	1	0	0	0	.500	0	2	0	0	0		
11 Rogers, Chad	99.00	0-0	1	0	0	0/0	0	0.1	5	5	5	1	1	1	1	0	.833	2	0	0	0	0		
Totals	5.44	10-8	18	18	1	0/0	4	162.0	187	114	98	71	165	33	7	11	.291	33	22	3	6	14		
Opponents	5.39	8-10	18	18	0	0/0	1	160.1	181	113	96	63	142	31	10	20	.285	16	15	5	11	2		

PB - Team (2), Wood, M. 2, Opp (6). Pickoffs - Team (1), Luensmann, T 1. SBA/ATT - Wood, M. (26-33), Luensmann, T (6-8), Miller, S. (5-5), Tulio, K. (5-5), Mellott, M. (5-5), Henline, J. (2-4), Shingledeck (3-3), Morales, J. (0-2), Renner, C. (0-1), Gregory, S. (0-1), Spiegel, J. (1-1), Molsky, T. (1-1).

RADIO/TV ROSTER



1 Jay Harry  
IF, So.



2 Kyle Hannon  
IF/OF, So.



3 Cole Bartels  
OF/IF, Gr.



4 Tyson Cooper  
C/IF, R-So.



5 Carson Ertter  
OF, Jr.



6 Joe Nastasi  
RHP, So.



7 C.J. Pittaro  
IF, So.



8 Patrick DeMarco  
RHP, Fr.



9 Connor Throneberry  
IF/RHP, Fr.



11 Chad Rogers  
RHP, So.



12 Kellan Tulio  
LHP, Jr.



13 Tayven Kelley  
OF, Jr.



14 Matt Wood  
C, Jr.



15 Brenden Franks  
IF/RHP, Jr.



17 Seneca Gregory  
RHP, Fr.



18 Mason Mellott  
RHP, Gr.



19 Derek Cease  
IF/RHP, Fr.



20 Blaise Sclafani  
RHP, Sr.



21 Steven Miller  
RHP, Sr.



22 Johnny Piacentino  
OF, Jr.



23 Jake Cooper  
IF, Fr.



24 Jaden Henline  
RHP, So.



25 Chase Renner  
RHP, Fr.



27 Tommy Molsky  
RHP, Fr.



28 Hutch Gagnon  
LHP, Sr.



29 Carson Kohls  
RHP, So.



30 Anthony Steele  
LHP/1B/OF, Fr.



31 Ryan Partridge  
LHP, Jr.



33 Travis Luensmann  
RHP, So.



34 Richie Paltridge  
OF/IF, Gr.



35 Billy Gerlott  
OF/IF, So.



36 Tyler Shingledecker  
LHP, Sr.



37 Jordan Morales  
LHP, Jr.



40 Ben Kailher  
IF, Jr.



41 Josh Spiegel  
C/1B, R-Jr.



44 Devin Fletcher  
RHP, Fr.



46 Noah Burke  
OF, Fr.



49 Ben DeMell  
RHP/IF, Fr.