

2023 HOPKINS LACROSSE NOTES

Game 13 | Apr. 8, 2023 | 7 pm | Panzer Stadium | University Park, PA

#6 JOHNS HOPKINS BLUE JAYS



Overall Record: 9-3
Big Ten Record: 2-0
USILA Rank: 6th
IL/Media Rank: 6th

Head Coach

Peter Milliman / Empire State '12

Overall Record: 85-57 (.599) / 10th Season
Record at Hopkins: 20-21 (.488) / 3rd Season

#8 PENN STATE NITTANY LIONS



Overall Record: 6-3
Big Ten Record: 1-1
USILA Rank: 8th
IL/Media Rank: 8th

Head Coach

Jeff Tambroni / Hobart '92

Overall Record: 211-115 (.647) / 23rd Season
Record at Penn State: 102-75 (.576) / 13th Season

MEDIA CENTER

TV _____ BTN
Live Video _____ foxsports.com/live/btn
Live Stats _____ gopsusports.com

SOCIAL MEDIA

Twitter _____ @jhumenslacrosse
_____ @HopkinsSports
Instagram _____ @jhumenslacrosse
_____ @HopkinsSports
Facebook ___Johns Hopkins Men's Lacrosse

The Game

• The sixth-ranked Johns Hopkins (9-3, 2-0 B1G) men's lacrosse team heads north to Pennsylvania as the Blue Jays travel to Penn State (6-3, 1-1 B1G). Faceoff is set for 7 pm on Saturday, April 8 with a live national television audience on BTN. The Johns Hopkins-Penn State game is one of two games on April 8 featuring two top 10 teams - the other features #1 Duke at #2 Notre Dame.

When Last We Saw Them

- Johns Hopkins ran its winning streak to five games as the Blue Jays topped Rutgers, 16-12, at Homewood Field last Saturday.
- Penn State snapped a two-game losing streak on Sunday (April 2) as the Nittany Lions ran past Ohio State, 17-9, at home.

The Facts

- This is the 136th season of Johns Hopkins men's lacrosse. JHU first fielded a team in 1883.
- Johns Hopkins enters this week's game with an all-time record of 1,013-367-15 (.732).
- Johns Hopkins is the only men's lacrosse program in the nation with 1,000 or more all-time victories. The Blue Jays picked up the program's 1,000th victory with an 11-10 win over Loyola on February 19, 2022.
- JHU owns 44 national championships with nine NCAA titles, 29 USILA titles and six ILA crowns to its credit.

JOHNS HOPKINS

ATHLETIC COMMUNICATIONS

Director of Athletic Comm.: _____ Ernie Larossa
Larossa Office Phone: _____ 410/516-0552
Larossa Cell Phone: _____ 410/299-7437
Larossa Fax: _____ 410/516-7482
Larossa Email: _____ elarossa@jhu.edu
Asst. Director of Ath. Comm.: _____ Jill Guise
Guise Office Phone _____ 410/516-0638
Athletic Communications Asst: _____ Joey Madore
Madore Office Phone: _____ 410/516-0591
Coordinator of Digital Media: _____ Ryan Davis
Davis Office Phone: _____ 410/516-3471

On the Web: _____ www.HopkinsSports.com

2023 JOHNS HOPKINS SCHEDULE & RESULTS



@ #17 JACKSONVILLE

Feb. 4 | **W/12-7**
Rock Stadium



#3 GEORGETOWN

Feb. 11 | **W/13-12**
Homewood Field



#19 North Carolina

Feb. 14 | **L/7-11**
Homewood Field



@ #12 LOYOLA

Feb. 18 | **L/8-13**
Ridley Athletic Complex



UTAH

Feb. 25 | **W/12-8**
Homewood Field



#13 ST. JOSEPH'S

March 4 | **W/15-14**
Homewood Field



#1 VIRGINIA

March 7 | **L/13-18**
Homewood Field



@ SYRACUSE

March 11 | **W/11-9**
JMA Wireless Dome



@ NAVY

March 17 | **W/12-9**
Navy Stadium



DELAWARE

March 19 | **W/12-10**
Homewood Field



@ MICHIGAN

March 25 | **W/15-11**
UM Lacrosse Stadium



#9 RUTGERS

April 1 | **W/16-12**
Homewood Field



@ #8 PENN STATE

April 8 | **7 pm**
Panzer Stadium



OHIO STATE

April 15 | **2 pm**
Homewood Field



@ MARYLAND

April 22 | **6 pm**
SECU Stadium

Johns Hopkins' Key Personnel**Attackmen**

No.	Name	Yr.	'23 Stats	Of Interest
9	Brendan Grimes	Jr.	15g, 10a	Already has career-highs for goals, assists and points this season
23	Jacob Angelus	Sr.	11g, 31a	Recorded 100th career point at Navy / 6th nationally in assists/game (2.82)
31	Russell Melendez	Jr.	17g, 9a	18 pts. in last 6 games / 7 pts. (4g, 3a) @ Michigan
38	Ian Krampf	Sr.	6g, 2a	Hat tricks against Utah and Virginia
40	Garrett Degnon	Gr.	26g, 2a	24-game goal-scoring streak / Scored 100th career goal vs. Rutgers

Midfielders

No.	Name	Yr.	'23 Stats	Of Interest
3	Stu Phillips	So.	3g, 1a	Had 1g, 1a at Loyola
7	Dylan Bauer	Jr.	8g, 4a	At least one point in eight of 10 games played
9	Brendan Grimes	Jr.	15g, 10a	Already has career-highs for goals, assists and points this season
16	Matt Collison	Fr.	17g, 5a	8 straight multi-point games prior to Michigan
17	Cameron Chauvette	Jr.	6g, 1a	Three straight games with a goal
25	Brooks English	Fr.	2g, 2a	Career-high two goals & three points against Rutgers
26	Jack Hawley	Gr.	0g, 1a, 22 GBs	1st career assist @ Syracuse, career-high 6 GBs vs. Delaware, FO wing specialist
31	Russell Melendez	Jr.	17g, 9a	18 pts. in last 6 games / 7 pts. (4g, 3a) @ Michigan
33	Casey McDermott	Jr.	3g, 0a	Scored twice in 16-12 win over Rutgers
49	Ryan Evans	Jr.	8g, 3a	Five multi-point games in 8 GP this season
51	Johnathan Peshko	Jr.	11g, 4a	2g vs. Navy / 1g, 1a vs. Delaware / 1g, 1a vs. Rutgers

Close Defensemen/LSM

No.	Name	Yr.	'23 Stats	Of Interest
1	Nick Kaufman	So.	0g, 0a, 1 GB, 1 CT	Seeing time as JHU's #3 LSM
6	Alex Mazzone	Gr.	1g, 1a, 45 GBs, 12 CTs	Career-high 12 GBs in win over Navy
11	Carson Brown	Fr.	0g, 0a, 13 GBs, 10 CTs	Has seen time on close defense and LSM thus far
18	Scott Smith	Jr.	1g, 0a, 20 GBs, 16 CTs	Leads team in CTs, 2+ CTs in 5 of last 9 games
44	Beaudan Szuluk	Sr.	0g, 0a, 11 GBs, 8 CTs	7th in school history with 38 career CTs
46	Patrick Deans	Jr.	3g, 1a, 6 GBs, 6 CTs	Game-clinching goal in final minute @ Syracuse
91	Jack Ruddy	Sr.	0g, 0a, 7 GBs, 3 CTs	Started first four games - man-down specialist

SSDM

No.	Name	Yr.	'23 Stats	Of Interest
12	Brett Martin	Jr.	2g, 0a, 10 GBs, 10 CTs	2g vs. Rutgers (1st career goals) 3rd in school history among MFs in CTs (25)
15	Cody Ince	Jr.	0g, 0a, 3 GBs, 1 CT	Has played in all 12 games in SSDM rotation
20	Jakson Raposo	Jr.	2g, 0a, 9 GBs, 2 CTs	Made the move to SSDM in the fall, scored 1g vs. Virginia and 1g vs. Rutgers
77	Hunter Jaronski	Sr.	2g, 1a, 10 GBs, 2 CTs	JHU's most experienced SSDM (44 GP), has 42 GBs, 11 CTs in career

Faceoffs

No.	Name	Yr.	'23 Stats	Of Interest
30	Tyler Dunn	Jr.	1g, 2a, 91-of-181 (.503), 44 GBs	18-of-32 w/ 10 GBs, 1g vs. #13 St. Joe's, 19-of-26 w/ 11 GBs vs. Delaware
5	Logan Callahan	So.	48-of-103 (.466), 37 GBs	Went 12-of-21 with 9 GBs at Loyola, 10-of-24 w/ 7 GBs vs. Virginia
39	Matt Narewski	Sr.	1a, 17-of-41 (.415), 9 GBs	Has won 369-of-708 (.521) career FOs with 213 ground balls

Goalie

No.	Name	Yr.	'23 Stats	Of Interest
10	Tim Marcille	Sr.	11.62 GAA, .531 save %	Career-high 21 saves @ Syracuse (15 in 1st half), Scored goal vs. UNC
42	Luke Caracciolo	Gr.	10.00 GAA, .500 save %	Started 44 games with 10.90 GAA, .531 save % at Bryant
87	Gib Versfeld	Gr.	7.37 GAA, .652 save %	Career-high 15 saves in first career start vs. Utah

Oh Captain, My Captain

- Three individuals were selected to serve as Blue Jay captains during the 2023 season.
- Graduate students **Garrett Degnon (A)** and **Jack Hawley (M)** and senior **Beaudan Szuluk (D)** will lead the team this season after a vote of their teammates during the fall.
- This is the first season any of the three has served as a captain.

Poll Position

- Johns Hopkins is ranked sixth in this week's USILA Coaches Poll and sixth in the *Inside Lacrosse* Media Poll.
- Penn State is ranked eighth in this week's USILA Coaches Poll and eighth in the *Inside Lacrosse* Media Poll.
- The Johns Hopkins Athletic Communications Office uses the USILA Poll when referencing JHU's official ranking at the time of a game.

500th Top 20 Ranking

- After being listed as receiving votes in the USILA Preseason Poll, the Blue Jays made the jump to ninth after starting the season at 2-0.
- The number nine ranking marked the 500th time in school history that JHU has appeared in the top 20 of the USILA Poll.
- The USILA Poll debuted in 1973 and this week's poll is the 526th issued; JHU's number six ranking this week means the Blue Jays have appeared in 507 of the 526 polls. In addition, this week's number six ranking marks the 430th time that Johns Hopkins has been ranked in the top 10 in the nation.

The Schedule - Just Sayin'

- To date, Johns Hopkins has played seven of its 12 games against teams ranked in the top 20 in the nation at the time of the game.
- In all, 11 of JHU's 15 opponents on the 2023 schedule are ranked in the top 20 this week. Among those 11 are seven of the top 13 in this week's national rankings.

Series History

- This week's game will be the 18th all-time meeting between Johns Hopkins and Penn State. The Blue Jays lead the series 13-4.
- A complete look at the series history between Johns Hopkins and Penn State can be found on page 19.

Big Ten Standings

	Overall Record	B1G Record	Streak
Johns Hopkins	9-3	2-0	W5
Maryland	6-3	1-1	L1
Penn State	6-3	1-1	W1
Michigan	5-4	1-1	W1
Ohio State	5-5	1-1	L1
Rutgers	7-3	0-2	L2

This Week's Games

- Johns Hopkins at Penn State (Apr. 8 / 7 pm)
- Michigan at Rutgers (Apr. 7 / 6 pm)
- Maryland at Ohio State (Apr. 7 / 8 pm)

Tale of the Tape

JHU	Category	PSU
12.17	Scoring Offense	14.00
11.17	Scoring Defense	10.78
.367	Extra-Man Offense %	.485
.636	Man-Down Defense %	.735
.319	Shooting %	.322
.480	Faceoff %	.488
.869	Clearing %	.856
.540	Save %	.549

Things to Know - Penn State

- Penn State (6-3, 1-1 B1G) welcomes Johns Hopkins to Panzer Stadium fresh off a 17-9 Big Ten victory over Ohio State on Sunday, April 2. PSU is one of four teams in the Big Ten that stands at 1-1 in league play after two games.
- The Nittany Lions are just six goals away from being 9-0 as their three losses have come by one, two and three goals. In addition, PSU is the only team that has beaten fourth-ranked Cornell, which is 7-1 on the year.
- Head coach **Jeff Tambroni's** team ranks first in the Big Ten in scoring offense (14.0) and extra-man offense (.485) and defense (.735).
- After playing three straight games away from home, the Nittany Lions are in the midst of playing three of their final four games at Panzer Stadium, where they are 4-0 on the year and have outscored the opposition 70-41.
- Tambroni picked up his 100th win as the Penn State coach earlier this season when the Nittany Lions topped Penn, 15-9. He also won more than 100 games as the head coach at Cornell from 2001-10 (109-40).
- The Nittany Lions have been exceptionally strong at the beginning and end of games as they've outscored the opposition 38-25 in the first quarter and 27-17 in the fourth.
- PSU has six players with 12 or more goals and five of the six are shooting better than 32% on the year. Top scorer **Matt Traynor** has scored on 22-of-48 (.458).

Nittany Lions to Watch

- Jack Fracyon (So. • G)**
 - The top goalie in the Big Ten as he ranks first in the league in save percentage (.550) and saves per game (12.8) and carries a 10.67 goals against average into this week's game. Posted 11 saves and allowed just four goals in 30 minutes against JHU in 2022.

TJ Malone (Gr. • A)

- Leads the team in assists (19) and points (39) and ranks second in goals (20). Has registered at least two points in all nine games and five or more points in five games. Counts 91 career goals and 50 assists for 141 points to his credit.

Jack Traynor (Gr. • A/M)

- Versatile player who is enjoying the best season of his career. Ranks second on the team in points (32) and assists (13) and third in goals (19). Closing in on 100 career points as he has 61 goals and 30 assists for 91 points to his credit.

Johns Hopkins and ESPNU

Johns Hopkins enjoys an exclusive national television agreement with ESPNU that provides the Blue Jays with the most extensive television coverage in the nation.

All Johns Hopkins home games air on the ESPN family of networks with a majority of the games airing on ESPNU. Johns Hopkins is the only lacrosse program in the nation - men or women - with its own exclusive national television agreement.



Johns Hopkins Record When ...

	In 2023	Under Milliman	Curr. Streak
Overall:	9-3	20-21	W5
At home:	5-2	12-8	W2
On the road:	4-1	7-12	W3
At a neutral site:	0-0	1-1	L1
On artificial turf:	0-0	0-0	W2
On grass:	0-0	0-2	L2
On Sportex / Fieldturf:	9-3	20-19	W5
During the day:	5-3	12-15	W2
At night (FO @/after 6 pm):	4-0	8-6	W4
In overtime:	0-0	0-0	W1
In one-goal games:	2-0	3-2	W2
In weekday games:	1-2	3-4	W1
On the weekend (Sat/Sun.):	8-1	17-17	W6
Against teams ranked 1-5:	1-1	1-9	L1
Against teams ranked 6-10:	1-0	2-5	W1
Against teams ranked 11-20:	2-2	6-4	W1
Against unranked teams:	5-0	11-3	W8
Leading after one quarter:	5-1	11-6	W5
Leading at the half:	3-1	12-4	W2
Leading after three qtrs.:	6-1	16-3	W5
Trailing after one quarter:	3-2	6-12	W1
Trailing at the half:	3-2	3-16	W2
Trailing after three qtrs:	2-2	3-16	W1
Tied after one quarter:	1-0	3-3	W3
Tied at the half:	3-0	5-1	W5
Tied after three quarters:	1-0	1-2	W1
Scoring first:	6-1	11-6	W5
Opponent scores first:	3-2	9-15	W2
Scoring 10 or more goals:	9-1	20-12	W5
Scoring less than 10 goals:	0-2	0-9	L15
Allowing 10 or more goals:	5-3	10-21	W3
Allowing less than 10 goals:	4-0	10-0	W16
Getting more ground balls:	6-0	12-6	W8
Getting less ground balls:	3-3	7-15	W2
Ground balls equal:	0-0	1-0	W4
Winning more faceoffs:	3-0	9-10	W3
Opp. wins more faceoffs:	5-2	10-9	W4
Faceoffs equal:	1-1	1-2	W1

On This Date

• This week’s game against Penn State will be the 10th all-time for Johns Hopkins on April 8. The Blue Jays are 9-0 all-time on this date since playing their first game on April 8 in 1961 (note that game dates are not all available prior to 1955).

Johns Hopkins All-Time on April 1 (9-0)

1961	Princeton	W/19-6
1967	Washington College	W/10-6
1972	Brown	W/11-4
1978	Virginia	W/17-7
1989	North Carolina	W/16-10
1995	Army	W/23-8
2000	Ohio State	W/12-7
2005	Duke	W/11-10 (2 OT)
2011	Albany	W/11-6

Johns Hopkins and the Big Ten

• Johns Hopkins joined the Big Ten as a sport affiliate member in 2015, the first year the league offered men’s lacrosse as a championship sport.

• Since the league was formed, the Blue Jays ranks second in all-time appearances in the Big Ten title game (4) and second in Big Ten Tournament titles (2).

• The eight games JHU has won in the Big Ten Tournament are the second most in league history.

• Including games played before the Big Ten was formed in 2015, Johns Hopkins is 142-70-1 (.669) all-time against teams currently competing in the Big Ten.

Why The “V”, Scott?

Johns Hopkins junior defenseman **Scott Smith** is listed as “Scott V. Smith” in the team’s statistical software, but why?

Smith is actually the third individual with the name “Scott Smith” to play lacrosse at Johns Hopkins. As such, in the historical statistical database, the statistics for the three individuals began merging when the Johns Hopkins Athletic Communications office began entering old statistics into the software.

The easiest way to ensure that the statistics are attributed to the correct person was to differentiate the three individuals in some way - and adding a middle initial was determined to be the answer.

The “V” does not need to be used by members of the media when broadcasting a Blue Jay lacrosse game, nor to writers need to insert the “V” in anything they write about the current Scott Smith.

The initial Scott Smith played on the 1976 Blue Jay lacrosse team, while the second Scott Smith was a goalie for the Blue Jays from 2003-05.

Milestone Tracker

Entering this week’s game, several Blue Jays are closing in on milestones or reached a milestone late in the 2022 season. Of note ...

Jacob Angelus (A) _____ Needs two assists for 70 in career

Garrett Degnon (A) _____ Scored 100th career goal against Rutgers

Tyler Dunn (FO) _____ Won 200th career FO against Rutgers
 _____ Attempted 400th career FO against Rutgers

Johnathan Peshko (M) _____ Needs five points for 50 in career

Brendan Grimes (M) _____ Needs three points for 50 in career

Tim Marcille (G) _____ Needs 16 saves for 200 in career

Brett Martin (SSDM) _____ Recorded 25th career CT against Rutgers

Matt Narewski (FO) _____ Needs six FO wins for 375 in career
 _____ Attempted 700th career FO against Rutgers
 _____ Needs 12 GBs for 225 in career

Johns Hopkins All-Time vs. the Big Ten

Opponent	Overall	Since 2015	B1G Tourn.
Maryland	74-49-1	4-9	2-2
Michigan	10-1	8-1	0-0
Penn State	13-4	8-4	3-1
Ohio State	9-7	4-7	2-1
Rutgers	36-9	6-5	1-1
Totals	142-70-1	30-26	8-5

* Since the Big Ten added men's lacrosse

Balanced Scoring

- Johns Hopkins features one of the most balanced scoring sheets in the nation this season. The Blue Jays count 21 different players with at least one goal, 20 players with at least one assist and 24 players with at least one point.
- Taking the production up a notch, 10 players currently have at least six goals and 10 have at least seven points.
- Leading the way for the Jays thus far are **Jacob Angelus** (11g, 31a), **Garrett Degnon** (26g, 2a), **Russell Melendez** (17g, 9a), **Brendan Grimes** (15g, 10a), **Matt Collison** (17g, 5a), **Johnathan Peshko** (11g, 4a), **Dylan Bauer** (8g, 4a), **Ryan Evans** (8g 3a) and **Ian Krampf** (6g, 2a), who all have at least eight points thus far.

It's (Almost) All Coming Back

- Johns Hopkins has scored 146 goals and collected 84 assists for 230 points through 12 games. Of those totals, 119 (81.5%) of the goals, 80 (95.2%) of the assists and 199 (86.5%) of the points have been accumulated by players with at least one year of eligibility remaining.

Three With Hat Tricks Against Utah, Virginia, Michigan

- Johns Hopkins got three+ goals from three different players in the 12-8 win against Utah, the 18-13 loss to Virginia and the 15-11 win at Michigan.
- Senior **Ian Krampf**, junior **Brendan Grimes** and freshman **Matt Collison** all scored three times against the Utes, while Krampf, Collison and graduate student **Garrett Degnon** all scored three times against the Cavaliers. Against Michigan, it was Degnon (5), Grimes (4) and **Russell Melendez** (4) getting in on the act.
- Prior to these three instances, the last time Johns Hopkins had three players with a hat trick in the same game was on February 11, 2022, when **Joey Epstein** (6), Degnon (4) and Grimes (3) all had three+ goals at Towson.

In Case We Get To Overtime

- Johns Hopkins is 38-28 (.576) all-time in overtime. In their last overtime game, the Blue Jays topped Mount St. Mary's, 13-12, in what proved to be their last game of the 2020 season.

- Johns Hopkins has won eight of its last 12 overtime games.

One-Goal Wonders

- Johns Hopkins is 135-87 (.608) all-time in one-goal games. The Blue Jays topped then 13th-ranked St. Joseph's, 15-14, in their last one-goal game (Mar. 4, 2023)
- The Blue Jays are 10-5 in their last 15 one-goal games.

Balanced Scoring by Game

Opponent	Players w/ at least one		
	Goal	Assist	Point
Jacksonville	9	5	11
Georgetown	6	4	9
North Carolina	6	2	8
Loyola	5	1	5
Utah	6	6	8
St. Joseph's	7	6	9
Virginia	7	6	11
Syracuse	8	4	10
Navy	8	4	9
Delaware	9	6	11
Michigan	5	5	7
Rutgers	11	6	14

McDonald Wearing #19

The number 19 was assigned to **Jeremy Huber** in the fall of 2014; less than two weeks prior to the start of what would have been Huber's freshman year in 2015, he passed away suddenly from complications from pneumonia. Hopkins kept Huber on its roster through the 2018 season, when he would have been a senior, and nobody else wore #19 from 2015-18.

After the 2018 season ended, the coaching staff met with members of the senior class (Huber's classmates) and discussed issuing the number to a returning player in 2019 who best exemplified Huber. By a vote of the graduating seniors in 2018, **Robert Kuhn** was selected to be the first player to wear #19 after Huber. **Forry Smith** was then chosen by the 2019 seniors to wear #19 in 2020.

Head coach **Peter Milliman** and his staff worked closely with the Huber family and members of Jeremy's class to chart a course for the issuing of #19 moving forward. Those three groups determined that a freshman would be selected annually to wear the number; for the 2023 season, midfielder **Eric McDonald** was selected and will join Kuhn, Smith and Stu Phillips (2022) on the list of individuals who have worn the #19 since Huber's passing.



Three With Four+ Goals at Michigan

- Johns Hopkins got four+ goals from three different players in the 15-11 win at Michigan. This marked the first time in more than nine years that JHU had three players with at least four goals in one game.
- In the win against the Wolverines, it was **Garrett Degnon** (5), **Brendan Grimes** (4) and **Russell Melendez** (4) all scoring 4+ as they combined for 13 of JHU's 15 goals in the victory..
- Prior to this, the last time Johns Hopkins had three players with four or more goals in the same game was on February 15, 2014, when **Ryan Brown** (4), **Brandon Benn** (4) and **John Crawley** (4) all had four goals in a 15-8 win over Towson.

Six With 2+ ... It's Been a While

- Johns Hopkins' 15-goal outburst against St. Joseph's was fueled by a balanced scoring attack that featured six players with two or more goals in the game. **Garrett Degnon** led the way with four, while **Jacob Angelus**, **Dylan Bauer**, **Johnathan Peshko**, **Matt Collison** and **Cameron Chauvette** all scored twice.
- Prior to this, the last time Johns Hopkins had six or more players score two or more goals in a game was on April 22, 2017, when exactly six did it in a 19-9 win over Michigan. Current Johns Hopkins offensive coordinator **John Crawley** started at midfield that day for the Blue Jays ... he scored one goal in the victory.

24 Straight For Degnon

- Graduate student attackman **Garrett Degnon** continues to lead the team in goals (26) as the Blue Jays get set to travel to Penn State. Since missing the game against Utah on February 25, he has scored 19 goals in seven games with at least two goals in six of those outings.
- His goal against Rutgers pushed his goal-scoring streak to 24 games dating back to February 19, 2022, when he scored once in an 11-10 win over Loyola. **The streak is currently tied for the third longest active streak in the nation.**

Honors & Awards

Jacob Angelus (Sr. • A): Big Ten Offensive Player of the Week (3/7)

Matt Collison (Fr. •): Big Ten Freshman of the Week (2/28, 3/7, 3/14)

Tyler Dunn (Jr. • FO): Big Ten Specialist Player of the Week (3/7)

Tim Marcille (Sr. • G): Big Ten Specialist Player of the Week (2/14, 3/14)

Alex Mazzone (Gr. • D): Big Ten Defensive Player of the Week (3/21)

Russell Melendez (Jr. • A): Big Ten Offensive Player of the Week (2/14, 3/28)

Scott Smith (Jr. • D): Big Ten Defensive Player of the Week (4/3)

Quite a Year at Johns Hopkins


Johns Hopkins teams had quite a fall with six of the eight qualifying for the NCAA Tournament or Championships. At the conclusion of the fall season, Johns Hopkins led the Division III Learfield Directors' Cup Standings after amassing a record 500.5 points. Blue Jay winter teams followed that with an exceptional season as seven teams were represented in NCAA Tournament/Championship competition. Below is a quick look at the remarkable year Blue Jay teams have enjoyed thus far:

Fall Teams

- Women's Cross Country _____ * NCAA Champions
- Women's Soccer _____ ** NCAA Champions
- Field Hockey _____ *** NCAA Runner-Up
- Men's Soccer _____ NCAA Quarterfinals
- Volleyball _____ NCAA Quarterfinals
- Men's Cross Country _____ 12th at NAAs
- Football _____ 10-1 (Centennial-MAC Bowl Champions)
- Water Polo _____ 3rd at USA Water Polo D3 Nat. Champs.

Winter Teams

- Men's Basketball _____ NCAA Sweet 16
- Women's Basketball _____ NCAA First Round
- Fencing _____ Individual NCAA Qualifier
- Men's Swimming _____ 4th at NCAA Championships
- Women's Swimming _____ 11th at NCAA Championships
- Men's Indoor Track _____ 25th at NCAA Championships
- Women's Indoor Track _____ 4th at NCAA Championships



* NCAA-record eighth NCAA D3 title for women's cross country (all since 2012)

** First NCAA title for women's soccer

*** 4th straight trip to final four, second straight appearance in national championship game for field hockey.

- During his 24-game goal-scoring run, Degnon has scored 61 goals and has 18 multi-goal games and 10 games with 3+ goals to his credit.
- Degnon's 24-game run is also the longest by a Johns Hopkins player since a school-record-tying 37-game run by **Ryan Brown** that ran from 2013-16.

Collison Enjoying Strong Freshman Campaign

- Freshman **Matt Collison** has quickly established himself as one of the top young players in the nation. Through 12 games, Collison is tied for second on the team in goals (17) and ranks fifth in points (22); he had registered at least two points in eight straight games prior being held scoreless at Michigan.
- Collison has earned Big Ten Freshman of the Week honors three times this season. Among Johns Hopkins players, only **Joey Epstein** (5 selections in 2019) and **Shack Stanwick** (4 in 2015) have earned the honor more times than Collison's three.
- Earlier this season, Collison had a five-game run of multi-goal games to his credit - he is the first Blue Jay freshman middie to score two or more goals in five straight games in at least 20 years. Prior to Collison's run of five straight games with 2+ goals, **Paul Rabil** was the last JHU freshman middie to even have a four-game run of two or more goals (2005).

Marcille With Career-High 21 Saves at Syracuse

- Senior goalie **Tim Marcille** posted a career-best 21 saves in the 11-9 win at Syracuse on March 11. Coupled with an 11-save effort earlier in the week against top-ranked Virginia, he earned Big Ten Specialist of the Week honors for the second time this season.
- Marcille's 21 saves against the Orange are the most by a Blue Jay goalie since **Brian Carcaterra** had 23 in a 16-12 win at Loyola on May 6, 2000.
- Earlier this season, Marcille, recorded his third consecutive game with 15+ saves in the 11-7 loss to 19th-ranked North Carolina as he posted 15 stops against the Tar Heels.
- The 15-save effort followed a 15-save performance in the season-opener against Jacksonville and a 16-save effort against third-ranked Georgetown.
- With the showings against Jacksonville, Georgetown and UNC, Marcille became the first Johns Hopkins goalie with three straight games of 15+ saves since **Brian Carcaterra** had 18 (Towson), 17 (Loyola) and 16 (Duke) in the final three games of the 1997 season.
- Through games of April 5, Marcille sports a .531 save percentage and an 11.62 goals against average. He ranks 20th in the nation in save percentage.
- Marcille was also recently added to the Tewaaron Watch List.

Marcille From 55

- Senior goalie **Tim Marcille** etched his name in the Blue Jay record book in the game earlier this season against North Carolina as he scored a second-quarter goal from 55 yards out with the Tar Heels in a 10-man ride and the net vacant.
- Marcille is believed to be the first Johns Hopkins goalie to score a goal since March 18, 1986, when **Stuart Jones** scored a third-quarter goal in a 16-10 win against Washington College.
- Marcille now has three points on the year as he had assists against Jacksonville and Virginia.

Versfeld Shines in Starting Debut

- Graduate student **Gib Versfeld** made the first start of his Blue Jay career in the 12-8 win over Utah and turned in a strong performance.
- Versfeld posted a career-high 15 saves, including eight in the third quarter and 12 in the second half, and added five ground balls to help fuel the victory.
- With his 15-save performance against Utah, Versfeld is just the second Johns Hopkins goalie in the last 25 years to post 15+ saves in his first career start. Prior to Versfeld, the last Blue Jay goalie with 15+ saves in his first start was **Ryan Darby** in 2019; prior to that, **Brian Carcaterra** (1997 vs. Princeton) had been the last JHU goalie to turn the trick.

Offensive Notes of Interest

- Since the start of the 2022 season, the Blue Jays are 15-2 when they score 11 or more goals.
- In 48 quarters this season, the Blue Jays have scored two or more goals in 37 quarters and four or more in 22 quarters.

Extra-Extra

- The Johns Hopkins extra-man unit has converted on 11-of-30 (.367) attempts this season, but that hardly tells the story.
- After going 0-for-7 in the first four games of the season, the Blue Jays have converted on 11-of-23 (.478) chances in the last eight games.
- In the last two games (Michigan & Rutgers) the Blue Jays have had just one extra-man opportunity.

2023 JHU EMO Scoring	
Jacob Angelus _____	0g, 2a
Matt Collison _____	3g, 1a
Garrett Degnon _____	5g, 0a
Brendan Grimes _____	1g, 5a
Russell Melendez _____	1g, 2a
Johnathan Peshko _____	1g, 0a

**2023 JHU Scoring
(Non-Offensive Players)**

Logan Callahan (FO)	0g, 1a
Parick Deans (LSM)	3g, 1a
Tyler Dunn (FO)	1g, 2a
Jack Hawley (SSDM)	0g, 1a
Hunter Jaronski (SSDM)	2g, 1a
Brett Martin (SSDM)	2g, 0a
Alex Mazzone (LSM/D)	1g, 1a
Tim Marcille (G)	1g, 2a
Matt Narewski (FO)	0g, 1a
Jakson Raposo (SSDM)	2g, 0a
Scott Smith (D)	1g, 0a
Totals	13g, 10a

Non-Offensive Scoring

- Through 12 games, Johns Hopkins has gotten 23 points (13g, 10a) from non-offensive players, an average of 1.92 points per game.
- In the win against Rutgers, the Blue Jays got six points from non-offensive personnel (4g, 2a), including two goals from SSDM **Brett Martin**.
- The Blue Jays got five points (2g, 3a) from non-offensive players against top-ranked Virginia as SSDMs **Hunter Jaronski** and **Jakson Raposo** both scored goals with faceoff specialists **Matt Narewski** and **Logan Callahan** and goalie **Tim Marcille** grabbing assists.
- Last season, the Blue Jays got 14 goals and eight assists for 22 points from non-offensive players in 16 games (just under 1.4 points/game).

Defensive Notes of Interest

- The Johns Hopkins defense has held 11 of 12 opponents under its season scoring average this season. The Blue Jays have held five teams at least three goals under current scoring average.
- In addition, the Blue Jays have held their 12 opponents scoreless for a period of at least 10 minutes 17 different times thus far this season - eight of those have come in the last five games.
- Through 12 games this season, the opposition has cashed in on 12-of-33 (.364) EMO chances; Johns Hopkins ranks 36th in the nation in man-down defense with a 63.6% kill rate.
- JHU allowed just 12 extra-man goals (on 35 chances) in 2022. The 12 EMO goals allowed are the fewest by a Blue Jay team since 2016, when Hopkins allowed just 11 (of 33 chances).
- Johns Hopkins was 4-0 in 2021, 5-0 in 2022 and, with the recent wins over Syracuse (11-9), Navy (12-9) and Delaware (12-10), is now 14-0 under head coach **Peter Milliman** and defensive coordinator **Jamison Koesterer** when holding the opposition to 10 goals or less.

Closing Strong

- The Blue Jays' five-game winning streak has come on the strength of some strong play down the stretch in each game.
- During JHU's current five-game winning streak, the Blue Jays have outscored their three opponents by a combined score of 17-4 in the final 10 minutes of the fourth quarter.
- Overall during the five-game streak, the Blue Jays hold a 21-7 scoring advantage in the fourth period.
- In the 11-9 win at Syracuse, the Blue Jays scored the final three goals of the game and held the Orange scoreless for the final 11:19.
- At Navy, Hopkins trailed 9-8 with just over eight minutes remaining before outscoring the Midshipmen 4-1 in the final 8:16.
- Down 9-5 midway through the third quarter, the Blue Jays scored seven straight goals and outscored Delaware 7-1 in the final 23:03 to fuel a 12-10 victory.

**Opponent Scoring & vs. JHU
(Current scoring average)**

Opponent	Season Avg.	vs. JHU
Jacksonville	14.20	7
Georgetown	13.12	12
North Carolina	16.10	11
Loyola	11.22	13
Utah	14.67	8
St. Joseph's	14.78	14
Virginia	18.11	18
Syracuse	14.27	9
Navy	10.82	9
Delaware	14.80	10
Michigan	13.56	11
Rutgers	13.60	12

**Opponent Scoring Droughts
(10+ Minutes)**

Opponent	Droughts
Jacksonville (3)	12:12, 13:51, 11:29
Georgetown (2)	10:42, 18:58
North Carolina (1)	15:18
Loyola (0)	None
Utah (1)	30:32
St. Joseph's (2)	10:05, 14:03
Virginia (0)	None
Syracuse (3)	10:25, 12:09, 11:19
Navy (1)	16:16
Delaware (2)	13:04, 23:32
Michigan (1)	11:25
Rutgers (1)	10:04

Miscellaneous Statistics

Hat Tricks	2023	Career
Jacob Angelus	0	2
Matt Collison	2	2
Garrett Degnon	4	16
Brendan Grimes	2	5
Ian Krampf	2	2
Russell Melendez	3	3
Johnathan Peshko	1	3

Multi-Goal Games	2023	Career
Jacob Angelus	3	10
Dylan Bauer	2	3
Cameron Chauvette	1	1
Matt Collison	6	6
Garrett Degnon	8	29
Brooks English	1	1
Ryan Evans	3	5
Brendan Grimes	4	8
Ian Krampf	2	2
Brett Martin	1	1
Casey McDermott	1	2
Russell Melendez	4	4
Johnathan Peshko	3	9
Jakson Raposo	0	1

Multi-Assist Games	2023	Career
Jacob Angelus	8	19
Matt Collison	1	1
Garrett Degnon	0	2
Ryan Evans	1	1
Brendan Grimes	3	4
Casey McDermott	0	1
Russell Melendez	3	3
Johnathan Peshko	0	1

Multi-Point Games	2023	Career
Jacob Angelus	11	29
Dylan Bauer	3	4
Cameron Chauvette	1	1
Matt Collison	8	8
Garrett Degnon	8	30
Brooks English	1	1
Ryan Evans	5	8
Brendan Grimes	8	13
Ian Krampf	2	2
Brett Martin	1	1
Casey McDermott	1	5
Russell Melendez	6	6
Johnathan Peshko	6	14
Stuart Phillips	1	1
Jakson Raposo	0	1

- Down 9-8 with less than five minutes remaining in the third quarter, the Blue Jays outscored Michigan 7-1 in a 15-minute span to grab a 15-10 lead.
- In the 16-12 win against Rutgers, the Blue Jays trailed 10-8 with nine minutes remaining in the third quarter before closing with an 8-2 run.

The Win vs. #3 Georgetown

- The 13-12 win over third-ranked Georgetown (Feb. 11) marked the highest-ranked team Johns Hopkins has beaten since the Blue Jays topped then second-ranked Maryland, 16-11, on April 27, 2019.
- The win against the Hoyas was also Hopkins' first win over a top five team since May 2, 2019, when the Blue Jays topped then fifth-ranked Maryland, 12-7, in the B1G Semifinals.
- Prior to the win against the third-ranked Hoyas, Johns Hopkins' last win against a top 10 team came on May 6, 2021 when the Blue Jays topped then sixth-ranked Rutgers, 12-10, in the B1G Semifinals.

Roster Breakdown

- The Blue Jays' 49-man roster includes five graduate students, nine seniors, 15 juniors, 10 sophomores and 11 freshmen.
- Johns Hopkins' 2023 roster includes players from 14 different states and nine players from Canada.
- By state, the Blue Jays hail from New York (11), Maryland (8), Pennsylvania (4), New Jersey (3), Virginia (3), Connecticut (2), Massachusetts (1), Florida (1), Ohio (1), Georgia (1), Delaware (1), Utah (1), Texas (1), Michigan (1).
- In addition to the 14 states represented and the nine players who hail from Canada, the roster also features one player from the Kahn-awake Mohawk Territory, which is located on the south shore of the Saint Lawrence River in Quebec, Canada.

Lacrosse's Winningest Program

- Johns Hopkins enters this week's game with an all-time record of 1,013-367-15 to rank as the all-time winningest program in college lacrosse history.
- With the win against Loyola on February 19, 2022, Johns Hopkins became the first men's college lacrosse program to reach 1,000 all-time wins.
- JHU is one of just seven schools with 700+ victories, one of just six with 800+ wins and one of two that has won 900 or more games.
- The seven schools with 700+ wins in Division I men's lacrosse history are listed below.

Rk.	School (2023 Record)	All-Time Record
1.	Johns Hopkins (9-3)	1,013-367-15
2.	Syracuse (6-5)	934-373-16
3.	Maryland (6-3)	878-281-4
4.	Army West Point (8-1)	832-405-7
5.	Navy (5-6)	827-381-14
6.	Hobart (5-4)	800-524-20
7.	Cornell (7-1)	795-493-27

JHU Single-Season Records	
Most Caused Turnovers	
122	2022 (16 games)
104	2015 (17 games)
101	2019 (16 games)
101	2017 (15 games)
98	2014 (16 games)
Most Caused Turnovers/Game	
7.63	2022 (16 games)
6.92	2021 (13 games)
6.73	2017 (15 games)
6.47	2010 (15 games)
6.31	2019 (16 games)
BOLD - Under current defensive coordinator Jamison Koesterer	

Causing Trouble

- Johns Hopkins caused a season-high 11 turnovers in the 15-14 win over 13th-ranked St. Joseph's and added 10 at Michigan and nine against Rutgers. The Blue Jays now have 91 CTs on the year for an average of 7.58 per game.
- Leading the way in the CT category this season is junior **Scott Smith**, who counts 16 CTs to his credit in 12 games. **Alex Mazzone** (12), **Carson Brown** (10) and **Brett Martin** (10) all have at least 10 CTs on the year as well.
- Johns Hopkins set a program single-season record in 2022 as the Blue Jays averaged 7.63 caused turnovers per game. This came one year after the Blue Jays had set a record by averaging 6.92 CTs per game in 2021.

Blue Jays Fourth in B1G Preseason Poll

- Johns Hopkins was picked to finish fourth in the 2023 Big Ten Preseason Poll of the league's head coaches.
- Since the formation of the Big Ten in 2015, Johns Hopkins has won the Big Ten Tournament title twice (2015, 2018) and advanced to the title game two other times (2019, 2021).

2023 B1G Preseason Poll

- 1 - Maryland
- 2 - Ohio State
- 3 - Rutgers
- 4 - Johns Hopkins**
- 5 - Penn State
- 6 - Michigan

Player Notes of Interest

3 - Stuart Phillips _____ Midfield

- Has played in eight games and counts three goals, one assist and eight GBs to his credit.
- Scored first career goal in a 12-7 win at #17 Jacksonville and came back with another in a 13-12 win over third-ranked Georgetown.
- Scored once and added an assist at #12 Loyola.

5 - Logan Callahan _____ Faceoff Specialist

- Has won 48-of-103 (.466) faceoffs on the year with 37 ground balls (3rd on the team).
- Won 75th career faceoff against #1 Virginia and is now 89-of-175/.509 in his career.
- Went 10-of-13 with eight GBs in a 12-7 season-opening win at #17 Jacksonville. Won all six of his attempts in the third quarter when JHU outscored the Dolphins 5-1 to take control of the game.
- Turned in a 12-of-21 performance with nine GBs at #12 Loyola.
- Went 10-of-24 with seven GBs and one assist against #1 Virginia and came back to win 5-of-11 faceoffs with five GBs in an 11-9 win at Syracuse.

6 - Alex Mazzone _____ Defense

- Has started all 11 games on close defense in first season at JHU after transferring from Georgetown.
- Has one goal and one assist with 45 GBs and 12 CTs to his credit.
- Scored one goal and added two GBs and two CTs in a 12-7 season-opening win at #12 Jacksonville.
- Had five GBs in a 13-12 win over third-ranked Georgetown and added an assist, four GBs and one CT against #19 UNC.
- Added one GB and two CTs at #12 Loyola and three GBs and two CTs in a 15-14 win over #13 St. Joseph's.
- Had two GBs and one CT in an 11-9 win at Syracuse as the JHU defense held the Orange more than four goals under their season scoring average.
- Matched then career high with seven GBs in a 12-9 win at Navy.
- Notched a career-best 12 ground balls with one caused turnover in a 12-10 win over Delaware. The 12 GBs are the most by a non-faceoff specialist at JHU since Matt Bocklet had 12 against Loyola in 2008. For his efforts against the Midshipmen and Blue Hens he was named Big Ten Defensive Player of the Week.

- Helped fuel 16-12 win over ninth-ranked Rutgers with three GBs and one CT.

7 - Dylan Bauer _____ Midfield

- Has played in 10 games with nine starts and counts eight goals and four assists to his credit.
- Opened season with two goals and one assist in a 12-7 win at #17 Jacksonville and came back with one goal and one assist in a 13-12 win against third-ranked Georgetown.
- Added one goal in an 11-7 loss against #19 North Carolina.
- Scored twice in a 15-14 win over #13 St. Joe's. Final goal - JHU's 15th - proved to be the difference in the one-goal victory.
- Scored JHU's first goal of the game in an 11-9 win at Syracuse and added one goal in a 12-9 win at Navy and one assist in a 12-10 win against Delaware.

9 - Brendan Grimes _____ Midfield

- Counts 15 goals and 10 assists for 25 points to his credit in 12 games. All three totals are already career highs.
- Ranks fourth on the team in goals and points and second in assists.
- Scored twice against #17 Jacksonville and #12 Loyola and had two assists against #3 Georgetown.
- Rang up three goals and added an assist to tie then career highs in 12-8 win over Utah and added an assist in a 15-14 win over #13 St. Joseph's.
- Tallied two assists against #1 Virginia.
- Rang up one goal and two assists in a 12-9 win at Navy and came back with one goal and one assist in a 12-10 win over Delaware.
- Posted career-highs of four goals and five points in a 15-11 win at Michigan in the B1G opener. Two of his goals came during a 7-1 run that turned a 9-8 deficit into 15-10 lead.

10 - Tim Marcille _____ Goalie

- Sports an 11.62 goals against average and a .531 save percentage.
- Sparked 12-7 season-opening win at #12 Jacksonville with a then career-high 15 saves and came back with a then career-best 16 stops in a 13-12 win over third-ranked Georgetown. Named Big Ten Specialist of the Week after win over the Hoyas.
- Posted 15 saves and scored first career goal in an 11-7 loss to 19th-ranked North Carolina and added 13 saves at #12 Loyola.
- Returned after missing game vs. Utah and

Streaks-n-Stuff

Current Point-Scoring Streaks

Garrett Degnon	24 games
Jacob Angelus	13 games
Russell Melendez	6 games
Dylan Bauer	3 games
Cameron Chauvette	3 games
Brendan Grimes	4 games
Johnathan Peshko	4 games
Patrick Deans	2 games

Current Goal-Scoring Streaks

Garrett Degnon	24 games
Russell Melendez	6 games
Brendan Grimes	4 games
Jacob Angelus	3 games
Cameron Chauvette	3 games

Current Assist Streaks

Jacob Angelus	12 games
Johnathan Peshko	3 games

- posted 11 saves, including five in the fourth quarter, in a 15-14 win over #13 St. Joe's.
- Notched 11 saves and had one assist and one GB against #1 Virginia.
- Recorded a career-best 21 saves, including 15 in the first half, in an 11-9 win at Syracuse to earn second Big Ten Specialist of the Week award.
- Posted 13 saves in a 12-9 win over Navy.
- Fueled 16-12 win over ninth-ranked Rutgers with 14 saves and four GBs.

11 - Carson Brown _____ LSM

- Has played in all 12 games and counts 13 GBs and 10 CTs to his credit. Tied for third on the team in GBs.
- 10 CTs are the third-most ever by a Blue Jay freshman (Tucker Durkin-19 (2010), Patrick Foley-11 (2015)).
- Had two CTs in career debut at #17 Jacksonville and came back with two GBs in a 13-12 win over third-ranked Georgetown.
- Added two GBs and two CTs in an 11-7 loss to #19 North Carolina.
- Made first career start against Utah and had one ground ball and two caused turnovers and added three GBs and one CT while playing LSM against #13 St. Joe's.
- Grabbed two GBs and added two CTs in a 12-9 win at Navy and had two GBs and one CT in a 16-12 win over ninth-ranked Rutgers.

12 - Brett Martin _____ SSDM

- JHU's top short-stick middle. Has two goals, 10 GBs and 10 CTs in 12 games.
- Sparked win over #13 St. Joe's with one GB and three CTs; had key CT in final 20 seconds to help JHU seal the victory.
- Fueled 16-12 win over ninth-ranked Rutgers with two goals and two caused turnovers. Two goals were the first two of his career.
- Has played in 39 games and counts 48 GBs and 25 CTs to his credit.
- 25 career CTs ranks third in school history among players who didn't play with a long stick.

Career Caused Turnovers Among Hopkins Players who Didn't Play with a Pole

1. Danny Jones (2016-19) _____ 27
2. Phil Castronova (2011-15) _____ 26
3. **Brett Martin (Active)** _____ 25

15 - Cody Ince _____ SSDM

- Member of JHU's four-man rotation at SSDM.
- Has played in all 12 games and has three GBs and one CT on the year.

16 - Matt Collison _____ Midfield

- Has played in all 12 games and has started the last nine.
- Tied for second on the team in goals (17) and ranks fifth in points (22).
- Scored 2+ goals in five straight games (UNC - Virginia) - first freshman middle in at least 20 years to do this at JHU.
- Had eight straight multi-point games to his credit before being held scoreless at Michigan.
- Scored first career goal in a 13-12 win over third-ranked Georgetown. Goal sparked a 5-0 run that turned an 11-8 deficit into a 13-12 victory.
- Scored twice in back-to-back games against #19 North Carolina and #12 Loyola.
- Notched first career hat trick in a 12-8 win over Utah. Scored three straight JHU goals to turn a 5-5 tie into an 8-5 lead ... earned B1G Freshman of the Week for his efforts.
- Scored twice and added an assist in a 15-14 win over #13 St. Joe's. Both goals came during a 7-2 spurt that turned a 6-6 tie into a 13-8 JHU lead. Named Big Ten Freshman of the Week for his effort against the Hawks.
- Rang up second career hat trick in a loss to #1 Virginia and came back with one goal and one assist in an 11-9 win at Syracuse. Earned

Big Ten Freshman of the Week honors for third straight time after games against Cavaliers and Orange.

- Scored once and added two assists in a 12-9 win at Navy. Had a hand in last three JHU goals as Hopkins outscored Navy 4-1 to end the game.
- Added two goals and three GBs in a 12-10 win against Delaware. Both goals came during a 7-0 run that turned a 9-5 deficit into a 12-9 lead.

17 - Cameron Chauvette _____ Midfield

- Played in first 10 games with one start (Loyola) before missing game last two games. Has six goals and one assist on the year. Has scored a goal in each of the last three games he's played.
- Scored first goal of the season in a 12-7 season-opening win at #17 Jacksonville. Goal was the second in a 5-0 run that turned a 5-5 tie into a 10-5 lead.
- Had career-highs of two goals and three points in a 15-14 win over #13 St. Joe's. All three points came during a 7-2 spurt that turned a 6-6 tie into a 13-8 lead.
- Scored once in an 11-9 win at Syracuse. Goal sparked a 4-1 JHU run that turned a 4-3 deficit into a 7-6 lead.
- Added one goal in a 12-9 win at Navy and another in a 12-10 win at Delaware. Goal at Navy was the second in a 6-2 game-ending run for the Blue Jays.

18 - Scott Smith _____ D

- Anchor of JHU defense who has started all 12 games.
- Counts one goal, 20 ground balls and a team-high 16 caused turnovers to his credit this season.
- Sparked 12-8 win over Utah with three GBs and a career-high-tying three CTs.
- Tied career-high with three CTs and added two GBs against #1 Virginia.
- Had one GB and two CTs in a 12-9 win at Navy and added two GBs and two CTs in a 12-10 win over Delaware.
- Scored first goal of the season and added two GBs and one CT in 16-12 win over ninth-ranked Rutgers. Held RU's Ross Scott to just one goal in the win and named Big Ten Defensive Player of the Week for his efforts.
- Has played in 30 games with 23 starts in his career with five goals, one assist, 56 GBs and 34 CTs.
- Ranks ninth in school history with his 34 career CTs.

20 - Jakson Raposo _____ SSDM

- Made the switch to SSDM this season after playing offense during first two seasons.
- Has played in all 12 games and has two goals, nine GBs and two CTs on the year.
- Scored first goal of the season in transition against #1 Virginia and had two GBs in an 11-9 win at Syracuse.
- Added one goal in a 16-12 win over ninth-ranked Rutgers.

23 - Jacob Angelus _____ Midfield

- Leads the team in assists (31) and points (42) and has 11 goals as well in 11 games played. Also tied for seventh on the team in GBs (18).
- Ranks sixth in the nation in assists per game (2.82) and 43rd in points per game (3.82).
- Has at least two assists in nine of 11 games played and 3+ assists in seven of 11.
- Notched 100th career point against Navy and now has 45g, 68a/113p.
- Opened season with a two-goal, two-assist effort in a 12-7 win at #17 Jacksonville and came back with a career-high-tying four assists in a 13-12 win over third-ranked Georgetown.
- Added two assists in an 11-7 loss to #19 North Carolina before missing game at #12 Loyola.
- Returned to lineup and had one goal and three assists in a 12-8 win over Utah.
- Sparked 15-14 win over #13 St. Joe's with two goals and a career-high six assists for a personal-best eight points. Named Big Ten Offensive Player of the Week for his effort against the Hawks.
- Tallied one goal and added one assist in a loss to #1 Virginia and added one goal and three assists in an 11-9 win at Syracuse. Scored game-tying goal late in third quarter (8-8) and then assisted on insurance goal in final minute to seal victory.
- Rang up three assists in a 12-9 win at Navy and added one goal and three assists in a 12-10 win over Delaware and one goal and one assist in a 15-11 win at Michigan.
- Fueled 16-12 win over ninth-ranked Rutgers with a two-goal, three-assist performance. Had one of his goals and two assists during an 8-2 game-ending run.

25 - Brooks English _____ Midfield

- Has played in four games, including the last three, after battling early-season injuries.
- Counts two goals and two assists to his credit.
- Tallied first point - an assist - in a 12-10 win over Delaware.
- Sparked 16-12 win over ninth-ranked Rutgers with two goals, one assist and two GBs. First goal gave JHU a 7-3 lead in first quarter and other goal and his assist came during 8-2 game-ending run.

26 - Jack Hawley _____ Midfield

- Has played in all 12 games as a faceoff wing specialist.
- Counts one assist and 23 GBs to his credit this season.
- 23 GBs rank fifth on the team and are already two more than he had in 19 career games entering the season.
- Assisted on key goal late in third quarter that tied game at 8-8 in 11-9 win at Syracuse. Had the one assist and two key GBs in the win over the Orange.
- Sparked 12-10 win over Delaware with a career-high six GBs as JHU dominated at the X with 19-of-26 showing.
- Grabbed three GBs and had one CT in a 15-11 win at Michigan.
- Has played in 30 games and has one goal, two assists, 44 GBs and three CTs.

30 - Tyler Dunn _____ Faceoff Specialist

- Has played in all 12 games and has won 91-of-181 (.503) faceoffs with 44 GBs, one goal and two assists.
- Went 5-of-10 with three GBs in a 12-7 win at #17 Jacksonville and came back with an 11-of-22 showing with two GBs in a 13-12 win over third-ranked Georgetown.
- Went 5-of-9 at the X with three GBs in a 12-8 win over Utah.
- Sparked 15-14 win over #13 St. Joe's as he went 18-of-32 at the X with one goal and 10 GBs against, statistically, the nation's top faceoff specialist. Named Big Ten Specialist of the Week for his effort against the Hawks.
- Sparked win over Delaware as he was 19-of-26 at the X with a career-high 11 GBs. 19 FO wins are one shy of career high.
- Fueled 16-12 win over ninth-ranked Rutgers with one assist, an 8-of-15 showing at the X and two GBs.

31 - Russell Melendez _____ Attack

- Has played in 11 games with 10 starts.
- Tied for second on the team in goals (17) and ranks third in assists (9) and points (26).
- Picked up an assist in his Hopkins debut, a 12-7 win at #17 Jacksonville.
- Scored four goals to fuel a 13-12 win over third-ranked Georgetown.
- Added one goal in an 11-7 loss to 19th-ranked North Carolina before missing game at 12th-ranked Loyola.
- Returned to lineup and had two assists in a 12-8 win over Utah.
- Rang up one goal and two assists in a loss to #1 Virginia and sparked 11-9 win at Syracuse with a three-goal performance.
- Scored two goals and added one assist in a 12-9 win at Navy. Assisted on the game-opening goal and scored the final goal in the victory.
- Big Ten Offensive Player of the Week after a four-goal, three-assist effort in a 15-11 win at Michigan. Seven points were a career high and four goals matched career best.

33 - Casey McDermott _____ Midfield

- Played in the 12-7 season-opening win at #17 Jacksonville before missing six straight games.
- Has three goals and five GBs on the year.
- Had four GBs in the win at Jacksonville.
- Returned to the lineup in an 11-9 win at Syracuse.
- Scored first goal of the season in a 12-10 win over Delaware. Goal was the sixth in 7-0 run that turned a 9-5 deficit into a 12-9 lead.
- Sparked 16-12 win over ninth-ranked Rutgers with two goals. Second goal came midway through third quarter and jump-started an 8-2 game-ending run.

40 - Garrett Degnon _____ Midfield

- Leads the team in goals (26) and ranks second in points (28) in 11 games played (missed game vs. Utah).
- Recorded 100th career point in an 11-9 win at Syracuse.
- Rang up 100th career goal in a 16-12 win over ninth-ranked Rutgers.
- 22nd player in school history to reach 100 career goals.
- Enters this week's game with a 24-game goal-scoring streak. Streak is tied for the third-longest active streak in the nation and longest by a JHU player since Ryan Brown scored in 37 straight from 2013-16.

- Scored once in a 12-7 season-opening win at Jacksonville and came back with three goals in a 13-12 win over third-ranked Georgetown.
- Added one goal against 19th ranked North Carolina and scored twice at #12 Loyola.
- Sparked 15-14 win over #13 St. Joe's with four goals and one assist for 14th career hat trick.
- Punched up a hat trick (on just four shots) in a loss to #1 Virginia and came back with two goals in an 11-9 win at Syracuse.
- Scored twice in a 12-9 win at Navy and added two goals and one assist in a 12-10 win over Delaware. All three points against Delaware came in a 7-0 run that turned a 9-5 deficit into a 12-9 lead.
- Rang up five goals in a 15-11 win at Michigan in Big Ten opener and tallied once in a 16-12 win over ninth-ranked Rutgers.

44 - Beaudan Szuluk _____ Defense

- Made first appearance of the season against Utah after suffering preseason injury. Counts 11 GBs and eight CTs to his credit this season.
- Had one GB against the Utes and added one CT in a 15-14 win over #13 St. Joe's.
- Picked up three GBs and had two CTs in a loss to #1 Virginia.
- Had two GBs and two CTs in a 12-10 win over Delaware and matched those totals in a 15-11 win at Michigan.
- Has played in 36 games with 23 starts with 46 GBs and 38 CTs in his career. Ranks seventh in school history in career CTs.

49 - Ryan Evans _____ Midfield

- Returned to the lineup against Utah after suffering preseason injury.
- Has played in eight games and counts eight goals and three assists to his credit.
- Sparked 12-8 win against the Utes with one goal and one assist. Goal and assist both came during a 5-0 Blue Jay run that turned a 5-4 deficit into a 9-5 lead.
- Added two assists in a 15-14 win over #13 St. Joe's. Assisted on a Cameron Chauvette goal that gave JHU a lead (7-6) that it never relinquished.
- Scored game-winning goal with 4:55 remaining in an 11-9 win at Syracuse when he dodged hard to the crease from behind the cage and snuck one home to give JHU a 10-9 lead.
- Scored twice in a 12-9 win at Navy. Second goal against the Midshipmen broke an 8-8

tie and sparked a 4-1 game-ending run for the Blue Jays.

- Fired home two goals in a 12-10 win over Delaware. Second goal sparked a 7-0 run that turned a 9-5 deficit into a 12-9 lead.
- Struck twice in a 16-12 win over ninth-ranked Rutgers.

51 - Johnathan Peshko _____ Midfield

- Counts 11 goals, four assists and 10 ground balls to his credit.
- Scored once and added an assist in a 12-7 season-opening win at #17 Jacksonville.
- Came back with a three-goal performance in a 13-12 win against third-ranked Georgetown and added one goal in a 12-8 win over Utah.
- Scored twice in a 15-14 win over #13 St. Joe's. Scored game-opening goal for the Blue Jays and struck again during a 7-2 spurt that turned a 6-6 tie into a 13-8 lead.
- Scored twice in a 12-9 win at Navy. Second goal gave JHU an 11-9 lead with less than four minutes remaining.

- Added one goal and one assist in a 12-10 win over Delaware. Goal against the Hens was the third in a 7-0 run that turned a 9-5 deficit into a 12-9 lead.

- Tallied one goal, one assist, one GB and one CT in a 16-12 win over ninth-ranked Rutgers. Goal was the fourth in an 8-2 game-ending run that gave JHU a lead (12-11 at the time) it would never relinquish.

77 - Hunter Jaronski _____ SSDM

- One half of JHU's top short-stick defensive middle tandem.
- Counts two goals, one assist, 10 GBs and two CTs to his credit through 12 games.
- Scored third career goal and added three GBs in a 13-8 loss at #12 Loyola.
- Added a goal and had two GBs in a loss to #1 Virginia.
- Had one ground ball and one caused turnover in an 11-9 win at Syracuse. Forced turnover, scooped ground ball and jump-started transition that led to insurance goal in the final minute to seal victory over the Orange.
- Notched second career assist in a 15-11 win at Michigan in Big Ten opener.

87 - Gib Versfeld _____ Goalie

- Made first career start for the Blue Jays in a 12-8 win over Utah and posted 15 saves and collected five ground balls.

91 - Jack Ruddy _____ Defense

- Started first four games on close defense (first four starts of his career) before missing game against Utah. Returned and played in man-down situations against #13 St. Joe's and has become a key part of the man-down unit.
- Counts seven GBs and three CTs to his credit.
- Had a career-high three GBs and one CT at #12 Loyola.



Noting Head Coach Peter Milliman

- Named the 23rd head coach in Johns Hopkins history on April 27, 2020.
- After not meeting his full team in person until six weeks before the first game of the 2021 season, led the Blue Jays to a 4-9 record in his first year. Team showed great progress through the season and, as the number six seed, made a run to the Big Ten Tournament title game to become the first number six seed in Division I college lacrosse history to advance to a league championship game.
- In 10th season as a head coach at the collegiate level with four seasons at Pfeiffer (2009-12) and three seasons at Cornell

(2018-20).

- One of three active Big Ten head coaches with previous head coaching experience in the Ivy League as he joins Penn State's Jeff Tambroni (Cornell) and Maryland's John Tillman (Harvard).
- Has a career coaching record of 85-57 (.599), including a 28-10 mark at Cornell.
- Led Cornell to the 2018 Ivy League Tournament title and a trip to the NCAA Quarterfinals that year.

Milliman's Coaching Ledger

- Head Coaching Experience -

At Johns Hopkins

2021	4-9	B1G Finalists
2022	7-9	
2023	9-3	
Totals	20-21	

At Cornell

2018	13-5	NCAA Quarterfinals
2019	10-5	
2020	5-0	
Totals	28-10	

At Pfeiffer

2009	7-5	
2010	8-9	
2011	10-6	Conf. Carolinas Runner-Up
2012	12-6	Conf. Carolinas Runner-Up
Totals	37-26	

Overall Coaching Record: 85-57 (.599)

- Assistant Coaching Experience -

Year	School	Record	Notes
2006	RIT	15-3	NCAA First Round
2007	Siena	10-6	MAAC Semifinals
2008	RIT	11-8	ECAC Runner-Up
2013	Princeton	9-6	Ivy Runner-Up
2014	Cornell	11-5	NCAA First Round
2015	Cornell	10-6	NCAA First Round
2016	Cornell	6-7	
2017	Cornell	5-8	

- In 2+ seasons as the head coach at Cornell, guided the Big Red to two wins against teams ranked number one in the nation at the time of the game and three against teams ranked in the top two.

- Developed a Cornell offense that was among the most prolific in the nation over his last two years. Cornell finished fifth in the nation in scoring offense in 2019 (14.3 gpg) and the Big Red led the nation in scoring offense (18.4) when the 2020 season ended.

- Coached five games against Big Ten teams while serving as the head coach at Cornell. Posted a 3-2 record in those five games, including wins over Ohio State (17-16) and Penn State (18-17) during the COVID-shortened 2020 season.

- Played collegiately at Gettysburg College and finished his career at GC ranked second in school history in points (232), fifth in goals (138) and third in assists (94). Remains one of just three players in Bullet history with more than 125 goals and 90 assists.

- Wife, Megan, played college lacrosse at York (PA) and served as the head girl's lacrosse coach at the Friends School in Baltimore in 2021 and 2022 (Friends is located less than two miles from the Johns Hopkins campus on Charles Street).

Milliman vs. All Opponents (at Johns Hopkins & Cornell)

	JHU	CU	Overall
Air Force	0-0	1-0	1-0
Albany	0-0	2-1	2-1
Binghamton	0-0	1-0	1-0
Brown	0-0	3-0	3-0
Colgate	0-0	0-1	0-1
Dartmouth	0-0	2-0	2-0
Delaware	1-1	0-0	1-1
Georgetown	1-1	0-0	1-1
Harvard	0-0	2-0	2-0
High Point	0-0	1-0	1-0
Hobart	0-0	2-0	2-0
Jacksonville	2-0	0-0	2-0
Lehigh	0-0	2-0	2-0
Loyola	1-1	0-0	1-1
Maryland	0-5	0-1	0-6
Michigan	3-1	0-0	3-1
Navy	1-1	0-0	1-1
North Carolina	0-2	0-0	0-2
Notre Dame	0-0	1-0	1-0
Ohio State	0-3	1-0	1-3
Penn	0-0	1-1	1-1
Penn State	4-1	2-1	6-2
Princeton	0-0	1-1	1-1
Rutgers	2-3	0-0	2-3
St. Bonaventure	0-0	1-0	1-0
St. Joseph's	1-0	0-0	1-0
Syracuse	2-0	2-1	4-1
Towson	1-0	2-0	3-0
Utah	1-0	0-0	1-0
Virginia	0-2	0-0	0-2
Yale	0-0	1-3	1-3

**Individual Career Highs
(Alphabetical Listing)**

Jacob Angelus - 13

Goals _____ 3, Maryland (5-5-2022)
 _____ Michigan (3-26-2022)
 Assists _____ 6, St. Joseph's (3-4-2023)
 _____ 4, Georgetown (2-11-2023)
 _____ Michigan (3-26-2022)
 Points _____ 8, St. Joseph's (3-4-2023)
 _____ 7, Michigan (3-26-2022)

Dylan Bauer - 7

Goals _____ 2, St. Joseph's (3-4-2023)
 _____ 2, Jacksonville (2-4-2023)
 _____ Michigan (3-26-2022)
 Assists _____ 1, Four Times
 Points _____ 3, Jacksonville (2-4-2023)
 _____ Michigan (3-26-2022)

Logan Callahan - 5

FO Wins _____ 18, Penn State (4-16-2022)
 FO Attempts _____ 23, Penn State (4-16-2022)
 Ground Balls _____ 15, Penn State (4-16-2022)

Luke Caracciolo - 42

Saves _____ * 20, vs. Long Island (2022)
 _____ ** 5, @ Michigan (3-25-2023)
 * While playing at Bryant
 ** * While playing at Johns Hopkins

Cam Chauvette - 17

Goals _____ 2, St. Joseph's (3-4-2023)
 Assists _____ 1, St. Joseph's (3-4-2023)
 Points _____ 3, Jacksonville (2-4-2023)

Patrick Deans - 46

Goals _____ 1, @ Michigan (3-25-2023)
 _____ Syracuse (3-11-2023), Jacksonville (2-4-2023)
 Assists _____ 1, vs. Rutgers (4-1-2023)
 Points _____ 1, Four Times
 Ground Balls _____ 3, Michigan (2-26-2021)
 Caused Turnovers _____ 2, @ Michigan (3-25-2023)
 _____ Syracuse (3-11-2023)

Garrett Degnon - 40

Goals _____ 6, Penn State (4-16-2022)
 Assists _____ 3, Michigan (3-26-2022)
 Points _____ 6, Penn State (4-16-2022)
 _____ 6, Michigan (3-26-2022)

Tyler Dunn - 30

Goals _____ 1, Five Times
 Assists _____ 1, Three Times
 Points _____ 1, Seven Times
 FO Wins _____ 20, Towson (2-11-2022)
 FO Attempts _____ 32, vs. St. Joseph's (3-4-2023)
 _____ 32, Towson (2-11-2022)
 Ground Balls _____ 11, Delaware (3-19-2023)
 _____ 10, St. Joseph's (3-4-2023)
 _____ 10, Towson (2-11-2022)

Ryan Evans - 49

Goals _____ 2, Rutgers (4-1-2023)
 _____ Delaware (3-19-2023), Navy (3-17-2023)
 _____ Ohio State (4-9-2022), Loyola (2-19-2022)
 Assists _____ 2, St. Joseph's (3-4-2023)
 Points _____ 2, Six Times

Brendan Grimes - 9

Goals _____ 4, @ Michigan (3-25-2023)
 Assists _____ 2, Virginia (3-7-2023)
 _____ 2, Georgetown (2-11-2023)
 _____ 2, Penn State (4-30-2022)
 Points _____ 5, @ Michigan (3-23-2023)

Jack Hawley - 26

Goals _____ 1, Virginia (3-5-2022)
 Assists _____ 1, Syracuse (3-11-2023)
 _____ 1, Princeton (2-29-2020)
 Points _____ 1, Syracuse (3-11-2023)
 _____ 1, Princeton (2-29-2020)
 Ground Balls _____ 6, Delaware (3-19-2023)

Hunter Jaronski - 77

Goals _____ 1, Virginia (3-7-2023)
 _____ 1, Loyola (2-18-2023)
 _____ 1, Penn State (4-30-2022)
 _____ 1, Michigan (3-26-2022)
 Assists _____ 1, @ Michigan (3-25-2023)
 _____ Maryland (3-6-2021)
 Points _____ 1, Six Times
 Ground Balls _____ 3, Loyola (2-18-2023)
 _____ 3, Syracuse (3-7-2020)
 Caused Turnovers _____ 3, Syracuse (3-7-2020)

Tim Marcille - 10

Saves _____ 21, Syracuse (3-11-2023)
 _____ 16, Georgetown (2-11-2023)
 _____ 15, North Carolina (2-18-2023)
 _____ 15, Jacksonville (2-4-2023)
 _____ 14, Rutgers (4-1-2023)
 _____ 13, Navy (3-23-2023), Loyola (2-18-2023)
 Goals _____ 1, North Carolina (2-14-2023)
 Assists _____ 1, Virginia (3-7-2023)
 _____ 1, Jacksonville (2-4-2023)

Brett Martin - 12

Goals _____ 2, Rutgers (4-1-2023)
 Assists _____ 1, Maryland (5-5-2022)
 _____ Loyola (2-19-2022)
 _____ Towson (2-11-2022)
 Ground Balls _____ 5, Loyola (2-19-2022)
 Caused Turnovers _____ 3, Penn State (4-0-2022)
 _____ 3, Navy (3-18-2022)

Alex Mazzone - 6

Goals _____ 1, Seven Times
 Assists _____ 1, Six Times
 Points _____ 2, Twice
 Ground Balls _____ 12, Delaware (3-19-2023)
 Caused Turnovers _____ 3, Five Times
 * While playing at Georgetown

Casey McDermott - 33

Goals _____ 2, Rutgers (4-1-2023)
 _____ Maryland (5-8-2021)
 Assists _____ 2, Penn State (4-16-2022)
 Points _____ 2, Rutgers (4-1-2023)
 _____ Penn State (4-16-2022)
 _____ Jacksonville (2-5-2022)
 _____ Maryland (5-8-2021)

Russell Melendez - 31

Goals _____ 4, @ Michigan (3-25-2023)
 _____ Georgetown (2-11-2023)
 Assists _____ * 5, Bellarmine (2022)
 Points _____ 7, @ Michigan (3-25-2023)
 * While playing at Marquette

Matt Narewski - 39

Goals _____ 1, Three Times
 Assists _____ 1, Loyola (2-16-2019)
 Points _____ 1, Four Times
 FO Wins _____ 18, Rutgers (5-6-2021)
 FO Attempts _____ 29, Penn State (5-4-2019)
 Ground Balls _____ 12, Rutgers (5-6-2021)

Johnathan Peshko - 51

Goals _____ 4, Rutgers (5-6-2021)
 Assists _____ 2, Penn State (4-30-2022)
 Points _____ 4, Penn State (4-30-2022)
 _____ 4, Rutgers (5-6-2021)

Stu Phillips - 3

Goals _____ 1, Loyola (2-18-2023)
 _____ 1, Georgetown (2-11-2023)
 _____ 1, Jacksonville (2-4-2023)
 Assists _____ 1, Loyola (2-18-2023)
 Points _____ 2, Loyola (2-18-2023)

Jakson Raposo - 20

Goals _____ 2, Loyola (2-19-2022)
 Assists _____
 Points _____ 2, Loyola (2-19-2022)

Scott Smith - 18

Goals _____ 1, Rutgers (4-1-2023)
 _____ Penn State (4-30-2022)
 _____ 1, Michigan (3-26-2022)
 _____ 1, Loyola (2-19-2022), Towson (2-11-2022)
 Assists _____ 1, North Carolina (2-27-2022)
 Ground Balls _____ 4, Jacksonville (2-4-2023)
 Caused Turnovers _____ 3, Virginia (3-7-2023)
 _____ 3, Utah (2-25-2023)
 _____ 3, Maryland (5-5-2022)
 _____ 3, Jacksonville (2-5-2022)

Beaudan Szuluk - 44

Ground Balls _____ 4, Georgetown (2-13-2022)
 Caused Turnovers _____ 4, Penn State (4-16-2022)

Gib Versfeld - 87

Saves _____ 15, Utah (2-25-2023)

The Last Time Johns Hopkins ...

Scored 20 or more goals

22, vs. Marist (5-14-2005)

Scored 15 or more goals

16, vs. Rutgers (4-1-2023)

Scored 15 or more goals and lost

17, vs. #1 Penn State (L/18-17 (OT)) (5-4-2019)

Scored 15 or more goals in back-to-back games

16, vs. Rutgers (4-1-2023)

15, @ Michigan (3-25-2023)

Totaled 30 or more points

30 (18g, 12a), @ Towson (2-11-2022)

Allowed 20 or more goals

22, vs #1 Maryland (4-23-2022)

Allowed 15 or more goals

18, #1 Virginia (3-7-2023)

Allowed 15 or more goals in back-to-back games

15, @ #10 North Carolina (2-27-2022)

19, @ #2 Virginia (3-5-2022)

Allowed 15 or more goals in 3 straight games

17, vs. #9 North Carolina (2-22-2020)

18, @ #10 Princeton (2-29-2020)

15, vs. #1 Syracuse (3-7-2020)

Allowed 15 or more goals and won

17, #15 Virginia (3-25-2017)

Scored 10 or more consecutive goals in a game

10, @ Michigan (3-30-2019)

Allowed 10 or more consecutive goals in a game

11, @ #1 Maryland (4-23-2022)

Won 20 or more faceoffs

20 (20-of-26), vs. Penn State (4-16-2022)

Grabbed 50 or more ground balls

77, vs. St. Joe's (4-21-1999)

Grabbed 60 or more ground balls

77, vs. St. Joe's (4-21-1999)

Grabbed 70 or more ground balls

77, vs. St. Joe's (4-21-1999)

Took 50 or more shots

54, vs. Penn State (4-30-2022)

Took 60 or more shots

62, vs. #15 Virginia (3-25-2017)

Took 70 or more shots

83, vs. St. Joe's (4-21-1999)

Took 80 or more shots

83, vs. St. Joe's (4-21-1999)

Scored five or more extra-man goals

6 (6-of-6), vs. #1 Penn State (5-4-2019)

Scored six or more extra-man goals

6 (6-of-6), vs. #1 Penn State (5-4-2019)

Scored a man-down goal

Garrett Degnon @ #1 Maryland (5-5-2022)

Scored a man-down goal in back-to-back games

Zach Palmer (Towson) &

John Kaestner (Michigan) (2-16/23-2013)

Allowed five or more extra-man goals

5 (5-of-7), vs. #9 UNC (2-22-2020)

Allowed a man-down goal

Nick DeMaio, Towson (2-11-2022)

Allowed a man-down goal in BTB games

Nick DeMaio, Towson (2-11-2022)

Jacob Greiner, Jacksonville (2-5-2022)

Held an opponent scoreless for a half:

Mount St, Mary's (1st half) (4-14-2014)

Held an opponent scoreless for two straight Qtrs.:

Michigan (2nd & 3rd Qtrs.) (3-30-2019)

Held an opponent scoreless for three straight Qtrs.:

Manhattan (1-3 Qtrs.) (3-6-2012)

Held an opponent scoreless for 1st three Qtrs:

Manhattan (1-3 Qtrs.) (3-6-2012)

Held an opponent scoreless for 30 or more cons. min:

30:32, vs. Utah (2-25-2023)

Held an opponent scoreless for 40 or more cons. min:

44:56, @ Mount St. Mary's (4-14-2014)

Held an opponent scoreless for 50 or more cons. min:

60:00, vs. Manhattan (3-6-2012)

Posted a shutout:

Manhattan (W/11-0) (3-6-2012)

Held an opponent shotless for a quarter:

3rd Qtr. vs. #12 Penn State (3-13-2021)

2nd Qtr. @ #12 Princeton (3-2-2012)

Came from behind to win

vs. #9 Rutgers

Trailed as late as 10-9/3Q - Won 16-12 (4-1-23)

Came from two goals down to win

vs. #9 Rutgers

Trailed as late as 10-8/3Q - Won 16-12 (4-1-23)

Came from three goals down to win

vs. Delaware

Trailed as late as 9-6/3Q - Won 12-10 (3-19-23)

Came from four goals down to win

vs. Delaware

Trailed as late as 9-5/3Q - Won 12-10 (3-19-23)

Came from four goals down in 4th Quarter to win

vs. Mount St. Mary's

Trailed as late as 12-8/4Q - Won 13-12 (OT) (3-10-20)

Came from four goals down to win in B2B games

vs. #4 Maryland (B1G SF)-

Trailed as last as 6-2/3rd Qtr - Won 12-7 (5-2-19)

@ #2 Maryland

Trailed 5-1/1st Qtr - Won 16-11 (4-27-19)

Came from five goals down to win

vs. Georgetown -

Trailed as late as 8-3/3rd Qtr-Won 10-9 (OT) (5-13-18)

Came from six goals down to win

@ Virginia -

Trailed as late as 9-3/3rd Qtr - Won 15-13 (3-24-18)

Came from seven goals down to win

@ Virginia -

Trailed as late as 9-2/3rd Qtr - Won 15-13 (3-24-18)

Won a game with a goal in the final min. of regulation

vs. Ohio State - Alex Concannon goal with :11.3 left -

Won 6-5 (5-3-18)

Lost a game on a goal in the final min. of regulation

vs. #1 Maryland

Logan Wisnauskas goal with :18 left -

Lost 14-13 (4-24-21)

Blew a lead and lost

vs. North Carolina

Led as late as 7-6 in 4th qtr. -

Lost 11-7 (2-14-2023)

Blew a two-goal lead and lost

vs. North Carolina

Led as late as 7-5 in 3rd qtr. -

Lost 11-7 (2-14-2023)

Blew a three-goal lead and lost

vs. North Carolina

Led as late as 6-3 in 3rd qtr. -

Lost 11-7 (2-14-2023)

Blew a three-goal lead in back-to-back games and lost

@ #1 Syracuse -

Led 5-2 in 2nd qtr. - Lost 13-10 (3-14-2015)

vs. #7 Virginia -

Led 6-3 in 2nd qtr. - Lost 16-15 (OT) (3-21-2015)

Blew a four-goal lead and lost

vs. #8 Ohio State

Led as late as 9-5 in 3rd qtr. -

Lost 14-13 (4-14-2019)

Blew a five-goal lead and lost

vs. #8 Ohio State

Led as late as 8-3 in 3rd qtr. -

Lost 14-13 (4-14-2019)

Blew a six-goal lead and lost

vs. #8 Ohio State

Led as late as 8-2 in 2nd qtr. -

Lost 14-13 (4-14-2019)

**The Last Time a
Johns Hopkins Player ...**

Scored 5 or more goals

5, Garrett Degnon @ Michigan (3-25-2023)

A Freshman Scored 5 or more goals

7, Joey Epstein vs. #1 Penn State (5-4-2019)

Scored 3 or more goals in a Quarter

3, Garrett Degnon vs. Penn State (2Q) (4-16-2022)

Scored 4 or more goals in a Quarter

5, Joey Epstein @ Towson (2Q) (2-11-2022)

Scored 5 or more goals in a Quarter

5, Joey Epstein @ Towson (2Q) (2-11-2022)

Scored 5 or more goals in back-to-back games

Kyle Marr vs. #15 Virginia (6) and
vs. #7 Rutgers (5) (2017)

Scored 6 or more goals

6, Joey Epstein @ Towson (2-11-2022)

Scored 7 or more goals

7, Joey Epstein vs. #1 Penn State (5-4-2019)

Scored 8 or more goals

8, Ryan Brown @ #3 Maryland (4-25-2015)

Had 3+ players with 3+ goals in a game

@ Michigan (3-25-2023)
Garrett Degnon (5), Russell Melendez (4)
Brendan Grimes (4)

Had 3+ players with 4+ goals in a game

@ Michigan (3-25-2023)
Garrett Degnon (5), Russell Melendez (4)
Brendan Grimes (4)

Had 6+ players with 2+ goals in a game

vs. #13 St. Joe's (3-4-2023)
Garrett Degnon (4), Matt Collison (2)
Jacob Angelus (2), Dylan Bauer (2)
Johnathan Peshko (2), Cameron Chauvette (2)

A Blue Jay goalie scored a goal

Tim Marcille vs. #19 North Carolina (2-14-2023)

Dished out 4 or more assists

6, Jacob Angelus vs. #12 St. Joseph's (3-4-2023)

Had two players dish out 4 or more assists

4, Shack Stanwick & Cole Williams
@ Rutgers (4-1-2018)

Dished out 5 or more assists

6, Jacob Angelus vs. #12 St. Joseph's (3-4-2023)

Dished out 5 or more assists in back-to-back Games

Wells Stanwick vs. Ohio State (5) &
Towson (5) (2-9 & 2-15-2014)

Dished out 6 or more assists

6, Jacob Angelus vs. #12 St. Joseph's (3-4-2023)

Dished out 7 or more assists

8, Dave Marr vs. Navy (4-19-1996)

Dished out 8 or more assists

8, Dave Marr vs. Navy (4-19-1996)

Had five players with 4 or more points

S. Stanwick (4), R. Brown (4), W. Dismuke (4)
C. Radziewicz (4), H. Cattoni (4)
@ Michigan (4-23-16)

Had two freshmen with 4 or more points

Owen Murphy (1g, 3a), Jacob Angelus (2g, 2a)
vs. MSM (3-10-20)

Totaled 5 or more points in back-to-back games

Garrett Degnon vs. Navy (5),
@ #20 Delaware (5), (2022)

Totaled 5 or more points in three straight games

Joey Epstein at #2 Maryland (6), vs. #4 Maryland (5)
vs. #1 Penn State (9), @ #9 Notre Dame (6), (2019)

Totaled 5 or more points in four straight games

Joey Epstein at #2 Maryland (6), vs. #4 Maryland (5)
vs. #1 Penn State (9), @ #9 Notre Dame (6), (2019)

Had three players with 5 or more points

Russell Melendez (7), Garrett Degnon (5)
Brendan Grimes (5), @ Michigan (3-25-2023)

Totaled 6 or more points

7, Russell Melendez (4g, 3a)
@ Michigan (3-25-2023)

Totaled 6 or more points in back-to-back games

Joey Epstein vs. #1 PSU (9), #9 Notre Dame (6) (2019)

Had two players with 6 or more points

6, Garrett Degnon (6g), Connor DeSimone (6a)
vs. Penn State (4-16-2022)

Totaled 7 or more points

8, Jacob Angelus (2g, 6a)
vs. #13 St. Joseph's (3-4-2023)

Totaled 7 or more points in back-to-back games

Shack Stanwick vs. UMBC (7) and
vs. Delaware (7) (2018)

Totaled 8 or more points

8, Jacob Angelus (2g, 6a)
vs. #13 St. Joseph's (3-4-2023)

Totaled 9 or more points

9, Joey Epstein (7g, 2a) vs. #1 Penn State (5-4-19)

Totaled 10 or more points

11 (5g, 6a), Dan Denihan vs. #10 Towson (5-2-1999)

Totaled 11 points

11 (5g, 6a), Dan Denihan vs. #10 Towson (5-2-1999)

Had a player with 6+ goals and another with 6+ assists

6, Garrett Degnon (6g), Connor DeSimone (6a)
vs. Penn State (4-16-2022)

Scored three extra-man goals

3, Joey Epstein, @ Michigan (2-27-21)

Scored four extra-man goals

4, Joey Epstein, vs. #1 Penn State (5-4-19)

Scored an overtime goal

Owen Murphy vs. Mount St. Mary's (3-10-2020)

A Freshman scored an overtime goal

Owen Murphy vs. Mount St. Mary's (3-10-2020)

Grabbed 15 or more ground balls

15, Logan Callahan vs. Penn State (4-16-2022)

Grabbed 10 or more ground balls (non FO specialist)

12, Alex Mazzone vs. Delaware (3-19-2023)

A freshman grabbed 15 or more ground balls

15, Logan Callahan vs. Penn State (4-16-2022)

Won 15 or more faceoffs

18, Tyler Dunn (18-of-32)
vs. #13 St. Joseph's (3-4-2023)

A freshman won 15 or more faceoffs

18, Logan Callahan (18-of-23)
vs. Penn State (4-16-2022)

Won 15 or more faceoffs in back-to-back games

Tyler Dunn @ Towson (20), @ Georgetown (15)
(2022)

Won 15 or more faceoffs in three straight games

Kyle Prouty vs. Delaware (17), vs. #9 Virginia (16),
@ Michigan (19), vs. Rutgers (21) (2019)

Won 15 or more faceoffs in four straight games

Kyle Prouty vs. Delaware (17), vs. #9 Virginia (16),
@ Michigan (19), vs. Rutgers (21) (2019)

Won 20 or more faceoffs

20, Tyler Dunn (20-of-32) @ Towson (2-11-2022)

Attempted 30 or more faceoffs

32, Tyler Dunn (18-of-32)
vs. #13 St. Joseph's (3-4-2023)

Registered 20 or more saves

21, Tim Marcille @ Syracuse (3-11-2023)

Registered 15 or more saves

21, Tim Marcille @ Syracuse (3-11-2023)

Registered 15 or more saves in B2B games

15, Tim Marcille vs. #19 North Carolina (2-14-2023)
16, Tim Marcille vs. #3 Georgetown (2-11-2023)
15, Tim Marcille @ #17 Jacksonville (2-4-2023)

Registered 15 or more saves in 3 straight games

15, Tim Marcille vs. #19 North Carolina (2-14-2023)
16, Tim Marcille vs. #3 Georgetown (2-11-2023)
15, Tim Marcille @ #17 Jacksonville (2-4-2023)

USILA Coaches Poll (Apr. 3)

1.	Duke (19)	492
2.	Notre Dame (6)	473
3.	Virginia	451
4.	Cornell	430
5.	Maryland	381
6.	Johns Hopkins	375
7.	Army	329
8.	Penn State	313
9.	Villanova	267
10.	Georgetown	251
11.	North Carolina	251
12.	Rutgers	222
13.	Loyola	201
14T.	Penn	155
	Princeton	155
16.	Jacksonville	109
17.	Denver	86
18.	Michigan	67
19.	Ohio State	65
20.	Delaware	36

Johns Hopkins Week-by-Week in the USILA Coaches Poll

Preseason	RV
Feb. 13	9th
Feb. 20	17th
Feb. 27	15th
Mar. 6	11th
Mar. 13	9th
Mar. 20	8th
Mar. 27	7th
Apr. 3	6th

Johns Hopkins All-Time in the USILA Poll

Total Weeks:	526
Total Weeks at #1:	103
Weeks in top 5:	306
Weeks in top 10:	430
Weeks in top 20:	507

Consecutive at #1:	14
	(4/12/04-5/9/05)

Most Consecutive in top 5:	132
	(3/19/73-3/23/87)

Most Consecutive in top 10:	157
	(3/19/73-3/25/90)

Most Consecutive 1 in top 20:	363
	(3/19/73-4/18/2010)

Weeks Ranked - By Ranking

Rank	Polls
1st	103
2nd	72
3rd	58
4th	41
5th	32
6th	38
7th	27
8th	22
9th	23
10th	14
11th	19
12th	5
13th	6
14th	9
15th	9
16th	6
17th	9
18th	5
19th	5
20th	5
RV	14
NR	5



The Johns Hopkins office of Athletic Communications uses the USILA Coaches Poll to reflect JHU's official national ranking. This poll predates all other lacrosse polls and provides the longest-running consistent national ranking system. This does not imply that the USILA Poll is in any way more official, but for historical purposes it provides the most consistency.

Inside Lacrosse Media Poll (Apr. 3)

1.	Duke (22)	478
2.	Notre Dame (2)	452
3.	Virginia	430
4.	Cornell	416
5.	Maryland	362
6.	Johns Hopkins	361
7.	Army	317
8.	Penn State	310
9.	North Carolina	273
10.	Georgetown	234
11.	Villanova	231
12.	Rutgers	196
13.	Loyola	192
14.	Penn	153
15.	Princeton	142
16.	Michigan	120
17.	Ohio State	83
18.	Jacksonville	71
19.	Denver	68
20.	Delaware	52

Johns Hopkins Week-by-Week in the Inside Lacrosse Media Poll

Preseason	RV
Feb. 13	6th
Feb. 20	16th
Feb. 27	15th
Mar. 6	10th
Mar. 13	10th
Mar. 20	8th
Mar. 27	7th
Apr. 3	6th

Inside The Series			
	4 WINS	13 LOSSES	
	13 WINS	4 LOSSES	

4-15-1916	Johns Hopkins-14 , Penn State-1
6-17-1942	Johns Hopkins-10 , Penn State-0
4-10-1943	Johns Hopkins-11, Penn State-7
4-22-1943	Johns Hopkins-12 , Penn State-1
5-11-1946	Johns Hopkins-19, Penn State-4
4-11-2015	Johns Hopkins-11 , Penn State-10 (OT) ^
4-30-2015	#16 Johns Hopkins-14 , Penn State-9 (N) +
4-17-2016	#17 Johns Hopkins-12 , #14 PSU-11 (OT) ^
4-15-2017	#12 Johns Hopkins-13 , #5 PSU-11 ^
4-14-2018	#15 PSU-14 , #5 JHU-12 ^
4-21-2019	#1 PSU-20 , #16 JHU-9 ^
5-4-2019	#1 PSU-18 , #15 JHU-17 (OT) (N) +
3-13-2021	Johns Hopkins-13 , #12 Penn State-6 ^
3-28-2021	Penn State-11 , #17 Johns Hopkins-8 ^
5-1-2021	Johns Hopkins-15, #19 Penn State-7 +
4-16-2022	Johns Hopkins-13 , Penn State-10
4-30-2022	Johns Hopkins-16 , Penn State-8 +

Home Team in BOLD
 ^ Big Reg. Season
 + Big Ten Tournament
 (N) - Neutral Site

JHU-Penn State Series Notes

Series Record: ____ Johns Hopkins leads, 13-4
 Current Streak: _____ JHU Won 3
 Current Streak at Homewood: ____ JHU Won 8
 Current Streak at Penn State: ____ JHU Won 1

Longest JHU Win Streak vs. PSU: _____ 9
 _____ (1916-2017)
 Longest PSU Win Streak vs. JHU: _____ 3
 _____ (2018-19)

- Johns Hopkins has won 13-of-17 all-time meetings against Penn State, including 8-of-12 since the B1G added men's lacrosse in 2015.
- Johns Hopkins won four of five meetings in 2021 & 2022, including a 15-7 win at Penn State in the 2021 Big Ten Quarterfinals and a 16-8 win at home in the 2022 B1G QFs.
- Johns Hopkins swept a pair of meetings in 2015 as the Blue Jays topped the Nittany Lions, 11-10, in overtime at Homewood Field during the regular season and then won 14-9 in the Big Ten Semifinals.
- Johns Hopkins has scored at least 10 goals in 15 of the 17 all-time meetings.
- The game in 2016 was Johns Hopkins' first trip to Penn State since May 11, 1946. The teams did have a series of scrimmages in years leading up to the 2016 meeting and several of those took place at PSU, but this was the first time Hopkins played a game in Happy Valley in 70 years.
- In the last 12 meetings, three games have gone to overtime and two others were two-goal games.

The 2023 Johns Hopkins Blue Jays

No.	Name	Pos.	Ht.	Wt.	Cl.	Hometown/High School
1	Nick Kaufman	LSM/D	6-5	215	So.	Huntingtown, MD/St. Mary's
2	Eddy Glassmeyer	SS	6-1	210	Sr.	Darien, CT/Brunswick
3	Stuart Phillips	M	5-11	185	So.	Coquitlam, BC/Trinity-Pawling
4	Chris Wong	A	5-11	185	So.	Wilmington, DE/Salesianum
5	Logan Callahan	FO	5-10	190	So.	Victor, NY/Victor
6	Alex Mazzone	LSM/D	6-2	195	Gr.	Stony Brook, NY/Ward Melville (Georgetown)
7	Dylan Bauer	A/M	5-9	175	Jr.	Park City, UT/Park City
8	Nick Lane	FO	5-7	225	Fr.	Lansing, MI/East Lansing
9	Brendan Grimes	M	6-4	215	Jr.	Lutherville, MD/Boys' Latin
10	Tim Marcille	G	5-7	160	Sr.	Great Falls, VA/Gonzaga
11	Carson Brown	D/LSM	6-2	190	Fr.	Monroe Township, NJ/Hun/Deerfield
12	Brett Martin	SS	6-1	195	Jr.	Dix Hills, NY/Half Hollow Hills East
14	Jack Webb	G	5-9	165	So.	Baltimore, MD/Loyola
15	Cody Ince	SS	5-9	165	Jr.	Reisterstown, MD/McDonogh
16	Matt Collison	M	6-4	225	Fr.	Scarborough, ON/St Michaels/Everest
17	Cameron Chauvette	A/M	5-10	175	Jr.	Shaker Heights, OH/Culver
18	Scott Smith	D	6-1	210	Jr.	Berwyn, PA/Conestoga
19	Eric McDonald	SS	5-9	175	Fr.	Sarnia, ON/The Hill Academy
20	Jakson Raposo	SS	5-9	175	Jr.	Toronto, Ontario/St Michaels/Salisbury
22	Brett Handsor	SS	5-10	195	Sr.	Huntsville, Ontario/Culver
23	Jacob Angelus	A	5-9	165	Sr.	Chantilly, VA/Paul VI
24	Andrew Bigelow	D	6-4	220	Fr.	Buffalo, NY/Nichols
25	Brooks English	M	5-10	150	Fr.	Burlington, ON/Lawrenceville
26	Jack Hawley	M	5-10	180	Gr.	Bethpage, NY/St. Anthony's
27	Jameson Smith	M	6-2	205	Fr.	Bayport, NY/Bayport Blue Point
28	Tripp Didden	D	6-2	200	Fr.	Morristown, NJ/Deerfield
30	Tyler Dunn	FO	5-11	180	Jr.	Hanover, PA/Calvert Hall
31	Russell Melendez	A	6-1	200	Jr.	Severna Park, MD/ Archbishop Spalding (Marquette)
33	Casey McDermott	M	5-11	195	Jr.	Rochester, NY/Brighton
35	Mikey Trepeta	D	5-10	180	Fr.	Mt. Sinai, NY/Mt Sinai
36	Sam Teachout	M	6-3	205	So.	Dallas, TX/Jesuit Prep
38	Ian Krampf	A	5-8	195	Sr.	Harwood, MD/St. Mary's
39	Matt Narewski	FO	6-3	200	Sr.	Wrentham, MA/New Hampton
40	Garrett Degnon	A	6-4	210	Gr.	Harwood, MD/DeMatha
42	Luke Caracciolo	G	6-0	180	Gr.	Centreville, VA/Paul VI (Bryant)
43	Jeremiah Reen	SS	6-2	205	So.	Pelham Manor, NY/Pelham Memorial
44	Beaudan Szuluk	D	6-2	210	Sr.	Avon, CT/Avon Old Farms (Lafayette)
46	Patrick Deans	LSM	6-3	205	Jr.	Suwanee, GA/Lambert
47	Brackton Bowler	LSM	6-2	200	So.	Syracuse, NY/Christian Brothers Academy
48	Marcelo Arteaga	SS	6-1	195	Jr.	Miami, FL/Gulliver Prep
49	Ryan Evans	M	5-11	190	Jr.	Lutherville, MD/Boys' Latin
50	Alec Billings	SS	6-3	205	Fr.	Victoria, BC/Royal Bay Secondary
51	Johnathan Peshko	M	6-4	200	Jr.	Etobicoke, Ontario/St. Michaels/Salisbury
55	Jojo Todaro	D	6-0	200	So.	Franklin Square, NY/Carey
66	Jack Charboneau	A/M	6-2	180	So.	Coquitlam, BC/Blue Ridge
77	Hunter Jaronski	SS	5-11	185	Sr.	New Hope, PA/Academy of the New Church
87	Gib Versfeld	G	6-4	215	Gr.	Langhorne, PA/Hun School (Amherst)
91	Jack Ruddy	D	6-5	225	Sr.	Princeton, NJ/The Hun School
92	Koleton Marquis	A	5-11	170	Fr.	Kahnawake Mohawk Territory/Don Bosco Prep

Pronunciation Guide

2	Eddy Glassmeyer	Glass-my-urr
6	Alex Mazzone	Muh-zone
7	Dylan Bauer	Bower
10	Tim Marcille	Marr-seal
17	Cameron Chauvette	Shaw-vet
20	Jakson Raposo	Ruh-pose-oh
22	Brett Handsor	Hand-zurr
23	Jacob Angelus	Like Los "Angeles"
24	Andrew Bigelow	Big-uh-low
28	Tripp Didden	Did-in
35	Mikey Trepeta	Truh-pet-uh
38	Ian Krampf	Cramff
39	Matt Narewski	Nuh-rew-ski
40	Garrett Degnon	Deg-non
42	Luke Caracciolo	Cuh-rotch-e-o-lo
44	Beaudan Szuluk	Bow-din / Zul-uk
47	Brackton Bowler	Bow-lurr
48	Macello Arteaga	are-Taig-uh
55	Jojo Todaro	Tuh-darr-oh
66	Jack Charboneau	Shar-bon-oh
77	Hunter Jaronski	Juh-ron-ski
87	Gib Versfeld	Verse-feld
92	Koleton Marquis	Coal-ton • Mar-key

Peter Milliman _____ Mill-uh-men
 John Crawley _____ Crawl-ee
 Jamison Koesterer _____ Kess-ter-urr

Coaching/Support Staff

Head Coach: **Peter Milliman**
 (3rd season/Empire State '12)

Assistant Coaches: **John Crawley**
 (1st season/Johns Hopkins '17)

Jamison Koesterer
 (3rd season/Johns Hopkins '07)

Brian Kelly
 (1st season/Johns Hopkins '93)

Director of Lax Operations: **Jon Cohen**
 (3rd season/UNLV '09)

Captains: Garrett Degnon
 Jack Hawley, Beaudan Szuluk

2023 Johns Hopkins Men's Lacrosse
 Johns Hopkins Game Results
 All games (as of Apr 03, 2023)

Date	Opponent	Score	Overall	Conf	Site	Att.	Goalie
Feb 04	at #17 Jacksonville	W 12-7	1-0-0	0-0-0	Jacksonville, FL	1201	Tim Marcille (1-0)
Feb 11	#3 GEORGETOWN	W 13-12	2-0-0	0-0-0	Baltimore, MD	2181	Tim Marcille (2-0)
Feb 14	#19 NORTH CAROLINA	L 7-11	2-1-0	0-0-0	Baltimore, MD	1124	Tim Marcille (2-1)
Feb 18	at #12 Loyola Maryland	L 8-13	2-2-0	0-0-0	Baltimore, Md.	5432	Tim Marcille (2-2)
Feb 25	UTAH	W 12-8	3-2-0	0-0-0	Baltimore, MD	872	Gib Versfeld (1-0)
Mar 04	#13 ST. JOSEPH'S	W 15-14	4-2-0	0-0-0	Baltimore, MD	981	Tim Marcille (3-2)
Mar 07	#1 VIRGINIA	L 13-18	4-3-0	0-0-0	Baltimore, MD	1367	Tim Marcille (3-3)
Mar 11	at Syracuse	W 11-9	5-3-0	0-0-0	Syracuse, NY	5544	Tim Marcille (4-3)
Mar 17	at Navy	W 12-9	6-3-0	0-0-0	Annapolis, Md.	2432	Tim Marcille (5-3)
Mar 19	DELAWARE	W 12-10	7-3-0	0-0-0	Baltimore, MD	897	Tim Marcille (6-3)
* Mar 25	at Michigan	W 15-11	8-3-0	1-0-0	Ann Arbor, Mich.	1089	Luke Caracciolo (1-0)
* Apr 01	#9 RUTGERS	W 16-12	9-3-0	2-0-0	Baltimore, MD	2563	Tim Marcille (7-3)

Team Record	W-L-T	Attendance	Dates	Total	Average
Overall:	9-3	Total:	12	25683	2140
Conference:	2-0	Home:	7	9985	1426
Home:	5-2	Away:	5	15698	3140
Away:	4-1	Neutral:	0	0	0
Neutral:	0-0				
Overtime:	0-0				

2023 Johns Hopkins Men's Lacrosse
Johns Hopkins Overall Team Statistics
All games (as of Apr 03, 2023)

Overall: 9-3 Conf: 2-0 Home: 5-2 Away: 4-1 Neut: 0-0

TEAM STATISTICS	JHU	OPP
SHOT STATISTICS		
Goals-Shot attempts	146-457	134-486
Goals scored per game	12.17	11.17
Shot pct.	.319	.276
Shots on goal-Attempts	289-457	291-486
SOG pct.	.632	.599
Shots/Game	38.1	40.5
Assists	84	76
MAN-UP OPPORTUNITIES		
Goals-Opportunities	11-30	12-33
Conversion Percent	.367	.364
GOAL BREAKDOWN		
Total Goals	146	134
Man-up	11	12
Man-down	0	0
Unassisted	62	58
Overtime	0	0
Goals scored average	12.17	11.17
GROUND BALLS		
	383	366
TURNOVERS		
	196	187
CAUSED TURNOVERS		
	91	92
FACEOFFS (W-L)		
	156-325	169-325
Faceoff W-L Pct.	.480	.520
CLEARs		
	226-260	215-253
Clear Pct.	.869	.850
PENALTIES		
Number	33	30
Minutes	24:30	21:00
SHOT CLOCK VIOLATIONS		
	26	11
ATTENDANCE		
Total	9985	15698
Dates/Avg Per Date	7/1426	5/3140
Neutral Site #/Avg	0/0	

Goals by Period	1st	2nd	3rd	4th	Total
Johns Hopkins	34	32	38	42	146
Opponents	34	38	32	30	134

Shots by Period	1st	2nd	3rd	4th	Total
Johns Hopkins	123	105	101	128	457
Opponents	122	130	129	105	486

Saves by Period	1st	2nd	3rd	4th	Total
Johns Hopkins	41	42	46	28	157
Opponents	37	33	33	40	143

Shots on Goal	1st	2nd	3rd	4th	Total
Johns Hopkins	71	65	71	82	289
Opponents	75	80	78	58	291

2023 Johns Hopkins Men's Lacrosse
Johns Hopkins Overall Individual Statistics
All games (as of Apr 03, 2023)

Overall: 9-3 Conf: 2-0 Home: 5-2 Away: 4-1 Neut: 0-0

##	Player	gp-gs	g	a	pts	sh	sh%	sog	sog%	up	dn	gb	t/o	ct	faceoff	pct	pen-min
23	Jacob Angelus	11-10	11	31	42	38	.289	23	.605	0	0	18	14	2	-	-	1-0.5
40	Garrett Degnon	11-11	26	2	28	70	.371	43	.614	5	0	18	13	2	-	-	3-2.5
31	Russell Melendez	11-10	17	9	26	49	.347	36	.735	1	0	9	13	2	-	-	3-2.0
9	Brendan Grimes	12-10	15	10	25	54	.278	35	.648	1	0	6	17	0	-	-	2-1.5
16	Matt Collison	12-9	17	5	22	56	.304	32	.571	3	0	5	8	0	-	-	-
51	Johnathan Peshko	12-7	11	4	15	42	.262	25	.595	1	0	10	11	2	-	-	1-0.5
7	Dylan Bauer	10-9	8	4	12	34	.235	24	.706	0	0	10	13	0	-	-	2-1.0
49	Ryan Evans	8-1	8	3	11	18	.444	16	.889	0	0	2	6	0	-	-	-
38	Ian Krampf	7-3	6	2	8	12	.500	9	.750	0	0	7	3	1	-	-	-
17	Cameron Chauvette	9-1	6	1	7	18	.333	9	.500	0	0	1	0	0	-	-	-
3	Stuart Phillips	8-0	3	1	4	12	.250	8	.667	0	0	8	4	1	-	-	-
46	Patrick Deans	8-0	3	1	4	7	.429	3	.429	0	0	6	0	6	-	-	1-1.0
25	Brooks English	4-0	2	2	4	6	.333	4	.667	0	0	2	3	1	-	-	-
33	Casey McDermott	6-1	3	0	3	4	.750	4	1.000	0	0	5	6	0	-	-	-
77	Hunter Jaronski	12-0	2	1	3	4	.500	2	.500	0	0	10	6	2	-	-	2-1.0
30	Tyler Dunn	12-0	1	2	3	5	.200	1	.200	0	0	44	7	5	91-181	.503	1-0.5
10	Tim Marcille	11-11	1	2	3	2	.500	1	.500	0	0	24	6	2	-	-	-
12	Brett Martin	12-0	2	0	2	6	.333	3	.500	0	0	10	2	10	-	-	-
20	Jakson Raposo	12-0	2	0	2	3	.667	2	.667	0	0	9	2	2	-	-	3-3.0
6	Alex Mazzone	12-12	1	1	2	8	.125	3	.375	0	0	45	5	12	-	-	-
18	Scott V. Smith	12-12	1	0	1	5	.200	3	.600	0	0	20	5	16	-	-	4-3.5
39	Matt Narewski	5-0	0	1	1	2	.000	1	.500	0	0	9	1	0	17-41	.415	-
5	Logan Callahan	11-0	0	1	1	1	.000	1	1.000	0	0	37	1	1	48-103	.466	-
26	Jack Hawley	12-0	0	1	1	0	.000	0	.000	0	0	23	2	1	-	-	-
92	Koleton Marquis	1-0	0	0	0	1	.000	1	1.000	0	0	0	1	0	-	-	-
91	Jack Ruddy	10-4	0	0	0	0	.000	0	.000	0	0	7	4	3	-	-	1-0.5
87	Gib Versfeld	2-1	0	0	0	0	.000	0	.000	0	0	5	1	0	-	-	-
55	Jojo Todaro	3-0	0	0	0	0	.000	0	.000	0	0	1	0	0	-	-	-
44	Beaudan Szuluk	8-7	0	0	0	0	.000	0	.000	0	0	11	5	8	-	-	5-4.0
42	Luke Caracciolo	1-0	0	0	0	0	.000	0	.000	0	0	4	0	0	-	-	-
27	Jameson Smith	2-0	0	0	0	0	.000	0	.000	0	0	0	2	0	-	-	-
15	Cody Ince	12-0	0	0	0	0	.000	0	.000	0	0	3	0	1	-	-	1-1.0
11	Carson Brown	12-1	0	0	0	0	.000	0	.000	0	0	13	1	10	-	-	2-1.5
1	Nick Kaufman	7-0	0	0	0	0	.000	0	.000	0	0	1	0	1	-	-	-
Total		12	146	84	230	457	.319	289	.632	11	0	383	196	91	156-325	.480	33-24.5
Opponents		12	134	76	210	486	.276	291	.599	12	0	366	187	92	169-325	.520	30-21.0

##	Goalie	gp-gs	min	ga	gaavg	saves	pct	w	l	t	shots faced
87	Gib Versfeld	2-1	65:09	8	7.37	15	.652	1	0	0	45
42	Luke Caracciolo	1-0	30:00	5	10.00	5	.500	1	0	0	19
10	Tim Marcille	11-11	624:51	121	11.62	137	.531	7	3	0	422
Total		12	720:00	134	11.17	157	.540	9	3	0	486
Opponents		12	720:00	146	12.17	143	.495	3	9	0	457

Goals by Period	1st	2nd	3rd	4th	Total
Johns Hopkins	34	32	38	42	146
Opponents	34	38	32	30	134

Saves by Period	1st	2nd	3rd	4th	Total
Johns Hopkins	41	42	46	28	157
Opponents	37	33	33	40	143

Shots by Period	1st	2nd	3rd	4th	Total
Johns Hopkins	123	105	101	128	457
Opponents	122	130	129	105	486

Attendance Summary	JHU	Opponent
Total	9985	15698
Dates/Avg Per Date	7/1426	5/3140
Neutral Site #/Avg	0/0	

Shots on Goal	1st	2nd	3rd	4th	Total
Johns Hopkins	71	65	71	82	289
Opponents	75	80	78	58	291

CLEARs: Johns Hopkins -- 226-260 .869, Opponents -- 215-253 .850.
MAN-UP OPPS: Johns Hopkins -- 11-30 .367, Opponents -- 12-33 .364.

2023 Johns Hopkins Men's Lacrosse
Johns Hopkins Game-by-Game Goals-Assists-Points
All games (as of Apr 03, 2023)

Opponent	Date	Score	1	3	5	6	7	9	10	11	12	15	16
at JU	Feb 04	12-7 W	0-0-0	1-0-1	0-0-0	1-0-1	2-1-3	2-0-2	0-1-1	0-0-0	0-0-0	0-0-0	0-0-0
GU	Feb 11	13-12 W	0-0-0	1-0-1	0-0-0	0-0-0	1-1-2	0-2-2	0-0-0	0-0-0	0-0-0	0-0-0	1-0-1
NC	Feb 14	7-11 L	0-0-0	0-0-0	0-0-0	0-1-1	1-0-1	1-0-1	1-0-1	0-0-0	0-0-0	0-0-0	2-0-2
at LOYOLA	Feb 18	8-13 L	0-0-0	1-1-2	0-0-0	0-0-0	0-0-0	2-0-2	0-0-0	0-0-0	0-0-0	0-0-0	2-0-2
UTAH	Feb 25	12-8 W	0-0-0	0-0-0	0-0-0	0-0-0	0-1-1	3-1-4	DNP	0-0-0	0-0-0	0-0-0	3-0-3
SJU	Mar 04	15-14 W	DNP	DNP	0-0-0	0-0-0	2-0-2	0-1-1	0-0-0	0-0-0	0-0-0	0-0-0	2-1-3
VA	Mar 07	13-18 L	0-0-0	DNP	0-1-1	0-0-0	0-0-0	0-2-2	0-1-1	0-0-0	0-0-0	0-0-0	3-0-3
at SU	Mar 11	11-9 W	DNP	DNP	0-0-0	0-0-0	1-0-1	0-0-0	0-0-0	0-0-0	0-0-0	0-0-0	1-1-2
at NAVY	Mar 17	12-9 W	DNP	0-0-0	0-0-0	0-0-0	1-0-1	1-2-3	0-0-0	0-0-0	0-0-0	0-0-0	1-2-3
DELAWARE	Mar 19	12-10 W	DNP	0-0-0	DNP	0-0-0	0-1-1	1-1-2	0-0-0	0-0-0	0-0-0	0-0-0	2-0-2
at MICH	Mar 25	15-11 W	DNP	DNP	0-0-0	0-0-0	DNP	4-1-5	0-0-0	0-0-0	0-0-0	0-0-0	0-0-0
RU	Apr 01	16-12 W	0-0-0	0-0-0	0-0-0	0-0-0	DNP	1-0-1	0-0-0	0-0-0	2-0-2	0-0-0	0-1-1

Opponent	Date	Score	17	18	20	23	25	26	27	30	31	33	38
at JU	Feb 04	12-7 W	1-0-1	0-0-0	0-0-0	2-2-4	DNP	0-0-0	DNP	0-0-0	0-1-1	0-0-0	DNP
GU	Feb 11	13-12 W	0-0-0	0-0-0	0-0-0	0-4-4	DNP	0-0-0	DNP	0-1-1	4-0-4	DNP	DNP
NC	Feb 14	7-11 L	0-0-0	0-0-0	0-0-0	0-2-2	DNP	0-0-0	DNP	0-0-0	1-0-1	DNP	DNP
at LOYOLA	Feb 18	8-13 L	0-0-0	0-0-0	0-0-0	DNP	DNP	0-0-0	0-0-0	0-0-0	DNP	DNP	DNP
UTAH	Feb 25	12-8 W	DNP	0-0-0	0-0-0	1-3-4	0-0-0	0-0-0	DNP	0-0-0	0-2-2	DNP	3-1-4
SJU	Mar 04	15-14 W	2-1-3	0-0-0	0-0-0	2-6-8	DNP	0-0-0	DNP	1-0-1	0-0-0	DNP	0-0-0
VA	Mar 07	13-18 L	0-0-0	0-0-0	1-0-1	1-1-2	DNP	0-0-0	DNP	0-0-0	1-2-3	DNP	3-0-3
at SU	Mar 11	11-9 W	1-0-1	0-0-0	0-0-0	1-3-4	DNP	0-1-1	DNP	0-0-0	3-0-3	0-0-0	0-1-1
at NAVY	Mar 17	12-9 W	1-0-1	0-0-0	0-0-0	0-3-3	DNP	0-0-0	DNP	0-0-0	2-1-3	0-0-0	0-0-0
DELAWARE	Mar 19	12-10 W	1-0-1	0-0-0	0-0-0	1-3-4	0-1-1	0-0-0	0-0-0	0-0-0	1-0-1	1-0-1	0-0-0
at MICH	Mar 25	15-11 W	DNP	0-0-0	0-0-0	1-1-2	0-0-0	0-0-0	DNP	0-0-0	4-3-7	0-0-0	0-0-0
RU	Apr 01	16-12 W	DNP	1-0-1	1-0-1	2-3-5	2-1-3	0-0-0	DNP	0-1-1	1-0-1	2-0-2	DNP

Opponent	Date	Score	39	40	42	44	46	49	51	55	77	87	91
at JU	Feb 04	12-7 W	DNP	1-0-1	DNP	DNP	1-0-1	DNP	1-1-2	DNP	0-0-0	DNP	0-0-0
GU	Feb 11	13-12 W	DNP	3-0-3	DNP	DNP	DNP	DNP	3-0-3	0-0-0	0-0-0	DNP	0-0-0
NC	Feb 14	7-11 L	DNP	1-0-1	DNP	DNP	DNP	DNP	0-0-0	DNP	0-0-0	DNP	0-0-0
at LOYOLA	Feb 18	8-13 L	DNP	2-0-2	DNP	DNP	DNP	DNP	0-0-0	0-0-0	1-0-1	0-0-0	0-0-0
UTAH	Feb 25	12-8 W	DNP	DNP	DNP	0-0-0	DNP	1-1-2	1-0-1	DNP	0-0-0	0-0-0	DNP
SJU	Mar 04	15-14 W	DNP	4-1-5	DNP	0-0-0	0-0-0	0-2-2	2-0-2	DNP	0-0-0	DNP	0-0-0
VA	Mar 07	13-18 L	0-1-1	3-0-3	DNP	0-0-0	0-0-0	0-0-0	0-0-0	DNP	1-0-1	DNP	DNP
at SU	Mar 11	11-9 W	0-0-0	2-0-2	DNP	0-0-0	1-0-1	1-0-1	0-0-0	DNP	0-0-0	DNP	0-0-0
at NAVY	Mar 17	12-9 W	0-0-0	2-0-2	DNP	0-0-0	0-0-0	2-0-2	2-0-2	DNP	0-0-0	DNP	0-0-0
DELAWARE	Mar 19	12-10 W	DNP	2-1-3	DNP	0-0-0	0-0-0	2-0-2	1-1-2	DNP	0-0-0	DNP	0-0-0
at MICH	Mar 25	15-11 W	0-0-0	5-0-5	0-0-0	0-0-0	1-0-1	0-0-0	0-1-1	DNP	0-1-1	DNP	0-0-0

2023 Johns Hopkins Men's Lacrosse
 Johns Hopkins Game-by-Game Goals-Assists-Points
 All games (as of Apr 03, 2023)

92

Opponent	Date	Score	MARQUIS, K
at JU	Feb 04	12-7 W	DNP
GU	Feb 11	13-12W	DNP
NC	Feb 14	7-11 L	DNP
at LOYOLA	Feb 18	8-13 L	0-0-0
UTAH	Feb 25	12-8 W	DNP
SJU	Mar 04	15-14W	DNP
VA	Mar 07	13-18L	DNP
at SU	Mar 11	11-9 W	DNP
at NAVY	Mar 17	12-9 W	DNP
DELAWARE	Mar 19	12-10W	DNP
at MICH	Mar 25	15-11W	DNP
RU	Apr 01	16-12W	DNP

2023 Johns Hopkins Men's Lacrosse
Johns Hopkins Team Game-by-Game
All games (as of Apr 03, 2023)

TEAM STATISTICS

Date	Opponent	Score	G	A	Pts	Sh	Sog	UP	DN	GB	TO	CT	Faceoff	Pen-Min
Feb 04, 202	Jacksonville	12-7	12	6	18	44	25	0	0	43	20	8	15-23	2-1.5
Feb 11, 202	GEORGETOWN	13-12	13	8	21	40	26	0	0	28	13	4	14-29	2-1.0
Feb 14, 202	NORTH CAROLINA	7-11	7	3	10	32	21	0	0	31	17	8	9-22	0-0.0
Feb 18, 202	Loyola Maryland	8-13	8	1	9	38	21	0	0	30	17	6	12-24	4-3.0
Feb 25, 202	UTAH	12-8	12	9	21	33	26	3	0	37	13	9	12-24	2-1.0
Mar 04, 202	ST. JOSEPH'S	15-14	15	12	27	31	21	2	0	30	21	11	18-33	6-4.5
Mar 07, 202	VIRGINIA	13-18	13	8	21	31	22	3	0	22	14	6	12-35	2-1.0
Mar 11, 202	Syracuse	11-9	11	6	17	40	23	1	0	27	15	6	11-23	7-6.5
Mar 17, 202	Navy	12-9	12	8	20	39	25	1	0	27	20	5	9-25	1-1.0
Mar 19, 202	DELAWARE	12-10	12	8	20	48	31	1	0	49	16	9	19-26	3-2.5
Mar 25, 202	Michigan	15-11	15	7	22	43	23	0	0	34	16	10	11-30	1-0.5
Apr 01, 2023	RUTGERS	16-12	16	8	24	38	25	0	0	25	14	9	14-31	3-2.0
Johns Hopkins			146-134	146	84	230	457	289	11	0	383	196	91156-325	33-24.5
				134	76	210	486	291	12	0	366	187	92169-325	30-21.0

TEAM PER-GAME

Games played: 12

Shots per game: 38.08; Goals per game: 12.17

Assists per game: 7.00; Points per game: 19.17

Shot pct: .319; SOG pct: .632

Faceoff W-L pct: .480; Clear pct.: 0.869

Date	Opponent	Score	Minutes	GA	GA/Avg	Saves	Save%	W	L	T Faced
Feb 04, 202	Jacksonville	12-7	60:00	7	7.00	15	.682	1	0	0
Feb 11, 202	GEORGETOWN	13-12	60:00	12	9.50	16	.571	1	0	0
Feb 14, 202	NORTH CAROLINA	7-11	60:00	11	10.00	15	.577	0	1	0
Feb 18, 202	Loyola Maryland	8-13	60:00	13	10.75	13	.500	0	1	0
Feb 25, 202	UTAH	12-8	60:00	8	10.20	15	.652	1	0	0
Mar 04, 202	ST. JOSEPH'S	15-14	60:00	14	10.83	11	.440	1	0	0
Mar 07, 202	VIRGINIA	13-18	60:00	18	11.86	11	.379	0	1	0
Mar 11, 202	Syracuse	11-9	60:00	9	11.50	21	.700	1	0	0
Mar 17, 202	Navy	12-9	60:00	9	11.22	13	.591	1	0	0
Mar 19, 202	DELAWARE	12-10	60:00	10	11.10	6	.375	1	0	0
Mar 25, 202	Michigan	15-11	60:00	11	11.09	7	.389	1	0	0
Apr 01, 2023	RUTGERS	16-12	60:00	12	11.17	14	.538	1	0	0
Totals			720:00	134	11.17	157	.540	9	3	0
			720:00	146	11.17	143	.495	3	9	0

2023 Johns Hopkins Men's Lacrosse
Johns Hopkins Opponent Game-by-Game
All games (as of Apr 03, 2023)

OPPONENT STATISTICS

Date	Opponent	Score	G	A	Pts	Sh	Sog	UP	DN	GB	TO	CT	Faceoff	Pen-Min
Feb 04, 202	Jacksonville	12-7	7	3	10	36	22	0	0	27	19	9	8-23	1-0.5
Feb 11, 202	GEORGETOWN	13-12	12	4	16	47	28	1	0	35	12	5	15-29	1-0.5
Feb 14, 202	NORTH CAROLINA	7-11	11	6	17	44	26	0	0	35	18	7	13-22	4-2.0
Feb 18, 202	Loyola Maryland	8-13	13	9	22	38	26	2	0	36	16	13	12-24	2-1.5
Feb 25, 202	UTAH	12-8	8	6	14	45	23	0	0	25	12	8	12-24	3-3.0
Mar 04, 202	ST. JOSEPH'S	15-14	14	4	18	43	25	2	0	26	14	11	15-33	2-1.5
Mar 07, 202	VIRGINIA	13-18	18	12	30	47	29	1	0	42	15	5	23-35	4-3.0
Mar 11, 202	Syracuse	11-9	9	6	15	42	30	2	0	24	13	11	12-23	5-3.5
Mar 17, 202	Navy	12-9	9	6	15	38	22	1	0	29	16	4	16-25	2-1.0
Mar 19, 202	DELAWARE	12-10	10	6	16	26	16	2	0	23	18	9	7-26	5-4.0
Mar 25, 202	Michigan	15-11	11	9	20	32	18	1	0	27	20	4	19-30	0-0.0
Apr 01, 2023	RUTGERS	16-12	12	5	17	48	26	0	0	37	14	6	17-31	1-0.5
Opponent		134-146	134	76	210	486	291	12	0	366	187	92	169-325	30-21.0
			146	84	230	457	289	11	0	383	196	91	156-325	33-24.5

OPPONENT PER-GAME

Games played: 12

Shots per game: 40.50; Goals per game: 11.17

Assists per game: 6.33; Points per game: 17.50

Shot pct: .276; SOG pct: .599

Faceoff W-L pct: .520; Clear pct.: 0.869

Date	Opponent	Score	Minutes	GA	GA/Avg	Saves	Save%	W	L	T	Faced
Feb 04, 202	Jacksonville	12-7	60:00	12	12.00	13	.520	0	1	0	44
Feb 11, 202	GEORGETOWN	13-12	60:00	13	12.50	13	.500	0	1	0	40
Feb 14, 202	NORTH CAROLINA	7-11	60:00	7	10.67	14	.667	1	0	0	32
Feb 18, 202	Loyola Maryland	8-13	60:00	8	10.00	13	.619	1	0	0	38
Feb 25, 202	UTAH	12-8	60:00	12	10.40	14	.538	0	1	0	33
Mar 04, 202	ST. JOSEPH'S	15-14	60:00	15	11.17	6	.286	0	1	0	31
Mar 07, 202	VIRGINIA	13-18	60:00	13	11.43	9	.409	1	0	0	31
Mar 11, 202	Syracuse	11-9	60:00	11	11.38	12	.522	0	1	0	40
Mar 17, 202	Navy	12-9	60:00	12	11.44	13	.520	0	1	0	39
Mar 19, 202	DELAWARE	12-10	60:00	12	11.50	19	.613	0	1	0	48
Mar 25, 202	Michigan	15-11	60:00	15	11.82	8	.348	0	1	0	43
Apr 01, 2023	RUTGERS	16-12	60:00	16	12.17	9	.360	0	1	0	38
Opponent		134-146	720:00	146	12.17	143	.495	3	9	0	457
			720:00	134	12.17	157	.540	9	3	0	486