



2023 PENN STATE BASEBALL

PENN STATE VS. DELAWARE STATE | APRIL 6-8, 2023 | UNIVERSITY PARK, PA.

2023 SCHEDULE

Date Opponent Time/Result

FEBRUARY

17	at #22 Miami (ACCNX)	W, 9-5
18	at #22 Miami (ACCNX)	L, 2-10
19	at #22 Miami (ACCNX)	L, 2-3
24	vs. Northern Illinois ¹ (DH)	W, 7-3/W, 5-1
25	vs. Maine ¹	Canceled
26	vs. Monmouth ¹	W, 11-3

MARCH

4	vs. Wagner ¹	W, 17-6
4	vs. Dartmouth ¹	W, 8-2
5	vs. Holy Cross ¹	L, 5-11
6	vs. Holy Cross ¹	W, 15-2
8	at #14 North Carolina (ACCNX)	L, 5-15
10	vs. Brown ¹	W, 7-6
11	vs. Brown ¹ (DH)	W, 6-4 (12)/L, 3-4
12	vs. Brown ¹	Canceled
15	NAVY	Canceled
17	GEORGETOWN	Canceled
18	GEORGETOWN	W, 6-1
19	GEORGETOWN	W, 7-2
21	BINGHAMTON	W, 15-1
24	at Michigan*	L, 4-13
25	at Michigan*	L, 3-12
26	at Michigan*	L, 1-3
28	PITT	W, 16-8

APRIL

1	INDIANA*	W, 7-2
2	INDIANA*	L, 1-4
2	INDIANA*	L, 11-22
4	BUCKNELL	L, 14-17
6	DELAWARE STATE	6 p.m.
7	DELAWARE STATE	6 p.m.
8	DELAWARE STATE	2 p.m.
11	#24 WEST VIRGINIA	6 p.m.
14	at Purdue*	6 p.m.
15	at Purdue*	2 p.m.
16	at Purdue*	1 p.m.
18	YOUNGSTOWN STATE	6 p.m.
21	OHIO STATE*	6 p.m.
22	OHIO STATE*	2 p.m.
23	OHIO STATE*	1 p.m.
25	at #24 West Virginia	6:30 p.m.
28	IOWA* (BTN)	5 p.m.
29	IOWA*	2 p.m.
30	IOWA*	1 p.m.

MAY

5	at Rutgers*	6 p.m.
6	at Rutgers*	6 p.m.
7	at Rutgers*	2 p.m.
10	at Omaha	8 p.m.
12	at Nebraska*	7:05 p.m.
13	at Nebraska* (BTN)	7 p.m.
14	at Nebraska* (ESPN2)	noon
16	at Pitt ²	6 p.m.
18	MARYLAND*	6 p.m.
19	MARYLAND*	6 p.m.
20	MARYLAND*	1 p.m.
24-28	Big Ten Tournament ³	TBD

¹ USA Baseball Complex (Cary, N.C.)

² PNC Park (Pittsburgh, Pa.)

³ Charles Schwab Field (Omaha, Neb.)

All Times Eastern

Rankings are D1Baseball

STRATEGIC COMMUNICATIONS

Primary Contact.....Paul Marboe
 Cell Phone814-777-7604
 Emailprn5118@psu.edu

PENN STATE NITTANY LIONS

(14-11, 1-5 BIG TEN)



vs.

DELAWARE STATE HORNETS

(6-20, 2-10 NEC)



GOPSUSPORTS.COM | @PENNSTATEBASE | MEDLAR FIELD AT LUBRANO PARK


BIG+ | RADIO: 1450 AM/103.7 FM (Matt Scalzo, Adam Sheetz)

ONLINE | Links to live video, live audio and live stats available at GoPSUSports.com

LEADING OFF

- Penn State hosts Delaware State for a three-game non-conference series beginning on Thursday.
- The schools have played one previous matchup, an 11-2 Penn State win in 1993.
- The Nittany Lions look to bounce back after falling 17-14 against Bucknell on Tuesday.
- Penn State rallied from a seven-run deficit to take a 14-13 lead in the eighth, but fell in the ninth.
- With two steals on Tuesday, Kyle Hannon now has 17 on the season, tied for 10th in a season at PSU. He is one of three D1 players with 6+ homers and 17+ steals this season.
- Jay Harry paces the Nittany Lions in hits (32), RBI (22) and runs (23), while batting .302.
- Travis Luensmann was the Big Ten Co-Pitcher of the Week after firing four scoreless innings in relief against Indiana, while tallying 10 strikeouts.
- On the year, Luensmann is 4-1 with 36 strikeouts in 32.1 innings.

PROJECTED STARTERS



Jaden Henline
 RHP | Jr. | 6-2 | 170
 New Cumberland, Pa.
 8 Appearances/2 Starts
 3-1, 3.49 ERA, 18K/10BB



TBA



TBA

POTENTIAL LINEUP

No.	Name	Pos.	B/T	Ht./Wt.	Yr.	AVG	HR	RBI
3	Thomas Bramley	C	L/R	5-10/180	Gr.	.330	3	15
30	Anthony Steele	1B	L/L	6-4/230	So.	.250	1	11
2	Kyle Hannon	2B	L/R	5-10/186	Jr.	.284	6	13
1	Jay Harry	SS	L/R	6-0/177	Jr.	.302	4	22
0	Grant Norris	3B	R/R	6-1/192	Gr.	.298	2	20
13	Tayven Kelley	LF	R/R	6-3/198	Sr.	.274	3	17
22	Johnny Piacentino	CF	R/R	5-11/186	Sr.	.305	2	13
35	Billy Gerlott	RF	R/R	6-1/181	So.	.302	2	15
41	Josh Spiegel	DH	R/R	6-3/230	R-Sr.	.317	1	12

Other Possible Starters:

4	Tyson Cooper	C/IF	S/R	5-9/209	R-Jr.	.300	0	5
7	CJ Pittaro	IF	L/R	6-1/204	Jr.	.263	0	3
23	Jake Cooper	IF	R/R	5-9/199	R-Fr.	.200	0	3
28	Bobby Marsh	1B/OF	L/L	6-3/194	Fr.	.296	2	8
40	Ben Kailher	IF	R/R	5-8/160	Sr.	.259	1	6

PAGE 2 | PENN STATE VS. DELAWARE STATE

No.	Name	Pos.	B/T	Yr.	Ht.	Wt.	Hometown/High School/Last School
0	Grant Norris	IF	R/R	Gr.	6-1	192	Somerset, Pa./Somerset Area/Duke
1	Jay Harry	IF	L/R	Jr.	6-0	177	Metuchen, N.J./Metuchen
2	Kyle Hannon	IF/OF	L/R	Jr.	5-10	186	Harrisburg, Pa./Red Land
3	Thomas Bramley	IF/C	L/R	Gr.	5-10	180	Elizabethtown, Pa./Lower Dauphin/Mount St. Mary's
4	Tyson Cooper	C/UT	S/R	R-Jr.	5-9	209	State College, Pa./State College Area
5	Carson Ertter	P	L/L	Sr.	5-10	175	Ebensburg, Pa./Bishop Carroll Catholic
7	C.J. Pittaro	IF	L/R	Jr.	6-1	204	Hamilton, N.J./Steinert/Vanderbilt
8	Jimmy Nugent	C	R/R	Fr.	6-2	211	Hamilton, Ohio/Badin
9	Connor Throneberry	1B/P	R/R	So.	6-6	235	St. Louis, Mo./Marquette Senior
10	Ben DeMell	P	L/R	So.	6-5	205	Concord, Ohio/Gilmour Academy
11	Chad Rogers	P	R/R	Jr.	6-5	236	Mentor, Ohio/Mentor
12	Kellan Tulio	P	L/L	Sr.	6-2	225	Emmaus, Pa./Emmaus/Louisville
13	Tayven Kelley	OF	R/R	Sr.	6-3	198	Boiling Springs, Pa./Cedar Cliff
15	Brenden Franks	1B	R/R	Sr.	6-3	205	State College, Pa./State College
17	Seneca Gregory	P	R/R	R-Fr.	6-4	212	Stafford, Va./Mountain View
19	Derek Cease	IF/P	R/R	So.	5-8	150	Plymouth, Pa./Greater Nanticoke Area
20	Blaise Sciafani	P	R/R	Sr.+	6-6	198	Souderton, Pa./Souderton/UMass Lowell
21	Steven Miller	P	R/R	Sr.+	6-1	197	Pittsburgh, Pa./North Hills
22	Johnny Piacentino	OF	R/R	Sr.	5-11	186	Cherry Hill, N.J./Bishop Eustace Prep
23	Jake Cooper	IF	R/R	R-Fr.	5-9	199	State College, Pa./State College Area
24	Jaden Henline	P	L/R	Jr.	6-2	170	New Cumberland, Pa./Red Land
25	Chase Renner	P	R/R	So.	6-4	200	Alburtis, Pa./Brandywine Heights
27	Tommy Molsky	P	R/R	So.	6-1	160	Dillsburg, Pa./Northern York County
28	Bobby Marsh	OF/1B	L/L	Fr.	6-3	194	Bellefonte, Pa./Bellefonte Area/Florida Atlantic
29	Carson Kohls	P	R/R	Jr.	6-0	209	Sacramento, Calif./El Camino
30	Anthony Steele	1B/OF/P	L/L	So.	6-4	230	Shelton, Conn./Shelton
31	Ryan Partridge	P	R/L	Sr.	6-3	230	Wexford, Pa./North Allegheny
32	Ty Torti	IF	S/R	Fr.	5-11	192	Raleigh, N.C./Pro5 Baseball Academy
33	Travis Luensmann	P	R/R	Jr.	6-6	234	Altoona, Pa./Bellewood-Antis/South Carolina
34	CJ Carmichael	SS	R/R	Fr.	6-1	170	Lancaster, Ohio/Bloom Carroll
35	Billy Gerlott	OF/1B	R/R	R-So.	6-1	181	Auburn, Pa./Blue Mountain
36	Aiden Coleman	P	R/R	Fr.	5-10	163	Tyrone, Pa./Tyrone Area
37	Jordan Morales	P	R/L	Sr.	5-9	168	Souderton, Pa./Souderton/LaSalle
40	Ben Kailher	IF	R/R	Sr.	5-8	160	Rumford, R.I./Providence Country Day
41	Josh Spiegel	C/1B	R/R	R-Sr.	6-3	230	Jennette, Pa./Penn Trafford/Oklahoma State
42	Brandon Wingenroth	IF/P	R/R	Fr.	6-1	170	Manheim, Pa./Lancaster Catholic
43	Jacob Coffin	P	S/L	Fr.	6-0	161	Apex, N.C./Pro5 Baseball Academy
44	Daniel Ouderkirk	P	R/R	Gr.	6-9	256	Penn Laird, Va./Spotswood/West Virginia
49	James Lordi	P	L/L	Fr.	6-0	192	Jim Thorpe, Pa./Jim Thorpe Area

ALPHABETICAL ROSTER

3	Thomas Bramley
34	CJ Carmichael
19	Derek Cease
43	Jacob Coffin
36	Aiden Coleman
23	Jake Cooper
4	Tyson Cooper
10	Ben DeMell
5	Carson Ertter
15	Brenden Franks
35	Billy Gerlott
17	Seneca Gregory
2	Kyle Hannon
1	Jay Harry
24	Jaden Henline
40	Ben Kailher
13	Tayven Kelley
29	Carson Kohls
49	James Lordi
33	Travis Luensmann
28	Bobby Marsh
21	Steven Miller
27	Tommy Molsky
37	Jordan Morales
0	Grant Norris
8	Jimmy Nugent
44	Daniel Ouderkirk
31	Ryan Partridge
22	Johnny Piacentino
7	C.J. Pittaro
25	Chase Renner
11	Chad Rogers
20	Blaise Sciafani
41	Josh Spiegel
30	Anthony Steele
9	Connor Throneberry
32	Ty Torti
12	Kellan Tulio
42	Brandon Wingenroth

PRONUNCIATION GUIDE

19	Derek Cease	See-ce
40	Ben Kailher	Kal-er
33	Travis Luensmann	Lunns-min
44	Daniel Ouderkirk	Oh-der-kirk
22	Johnny Piacentino	Pea-ess-en-tee-no
7	C.J. Pittaro	Pi-TAR-o
41	Josh Spiegel	Spee-gol
12	Kellan Tulio	TOO-lee-oh

ROSTER BREAKDOWN BY STATE

California - 1	Ohio - 4
Connecticut - 1	Pennsylvania - 24
Missouri - 1	Rhode Island - 1
New Jersey - 3	Virginia - 2
North Carolina - 2	

ROSTER BREAKDOWN BY ELIGIBILITY

Freshmen - 10
Sophomores - 7
Juniors - 8
Seniors/Graduates - 14

ROSTER BREAKDOWN BY POSITION

Catchers - 4	Left-Handed Pitchers - 7
Infielders - 18	Right-Handed Pitchers - 15
Outfielders - 6	

PENN STATE QUICK FACTS

GENERAL INFORMATION

Location..... University Park, Pa.
 Founded 1855
 Enrollment 45,901
 Colors Blue and White
 Conference..... Big Ten
 Nickname Nittany Lions
 President Dr. Neeli Bendapudi
 VP for Intercollegiate Athletics..... Dr. Patrick Kraft

TEAM INFORMATION

2023 Record 14-11
 2023 Big Ten Record 1-5
 Postseason Big Ten Tournament (1-2)
 All-Time Record (Years) 2,119-1,562-21 (134)
 All-Time Big Ten Record (Years) 334-433 (31)
 NCAA Tournament Appearances 19
 NCAA Tournament Record 25-24
 NCAA Super Regional Appearances 1
 College World Series Appearances 5
 (1952, 1957, 1959, 1963, 1973)
 Best CWS Finish Second (1957)
 Last NCAA Tournament Appearance 2000

BASEBALL STAFF

Head Coach Rob Cooper
 PSU Record (Years) 187-256 (10)
 Career Record (Years) 474-486 (18)
 Assistant Coaches
 Josh Newman (Pitching)
 Sean Moore (Hitting)
 Volunteer Asst. Coach
 Dallas Burke (Hitting/Catchers)
 Dir. of Operations/Player Development...
 Jake Stone
 Athletic Trainer Rebecca Hall
 Performance Enhancement Jared Jarvi

STADIUM INFORMATION

Home Stadium ... Medlar Field at Lubrano Park
 First Season 2007
 Capacity 5,406
 Press Box Phone (814) 441-9145

MEDIA RELATIONS INFORMATION

Baseball Contact Paul Marboe
 Cell Phone (814) 777-7604
 Email prm5118@psu.edu
 Website GoPSUsports.com
 Twitter @PennStateBASE
 Instagram @PennStateBASE
 Facebook Page facebook.com/
 pennstatebaseball

Nittany Lions Return Experienced Pitching Staff

- The Nittany Lions welcome back an experienced pitching staff.
- Penn State pitchers had a strong start to the 2023 season at No. 22 Miami.
- The Nittany Lions' starting pitchers, Travis Luensmann, Daniel Ouderkirk and Tommy Molsky, combined to throw 13.1 innings, allowing eight hits and four earned runs, while striking out 13 batters.
- The three starters recorded a 2.70 ERA and held Miami hitters to a .170 batting average.
- Penn State set a program record with 503 strikeouts in 2022 as six members of the staff recorded at least 40 strikeouts.
- The Nittany Lions return 406 of their 503 strikeouts (81 percent) from last year.
- Penn State is one of nine Power Five programs, and the only Big Ten school, returning 400+ strikeouts from last season.
- Among Power Five schools returning 400+ strikeouts, only Wake Forest (92%) returns a higher percentage of strikeouts returning.
- In 49 of 55 games last season, Penn State's starting pitcher was a Pennsylvania native.
- Penn State's pitching staff takes a versatile approach with eight different pitchers recording both a start and a save in 2022.
- Since 2016, eight Penn State pitchers have been selected in the MLB Draft, including Conor Larkin (9th round, Toronto Blue Jays), Kyle Virbitsky (17th round, Oakland A's) and Bailey Dees (18th round, New York Yankees) in 2021.

Luensmann, Ouderkirk Lead Staff

- Grad student Daniel Ouderkirk, a West Virginia transfer, has made an immediate impact in the Penn State rotation.
- Ouderkirk has tallied 45 strikeouts in 28.1 innings and has multiple strikeouts in 14 different innings this season. In seven starts, he has limited opponents to a .222 average.
- The 6-9 righty ranks 14th in the nation in strikeouts per nine innings (14.29), sitting second in the Big Ten. He's fifth in the conference in total strikeouts (45).
- Ouderkirk recorded at least 10 strikeouts in three straight starts: 11 vs. Northern Illinois, 11 vs. Dartmouth and 10 vs. Brown. He has allowed just one earned run in each start against NIU, Dartmouth and Georgetown.
- Ouderkirk became the first Nittany Lion with three straight starts of 10+ strikeouts since at least 2004.
- He is one of 14 Division I pitchers with multiple starts of 11+ strikeouts and 1 or less earned run this season and one of eight DI pitchers with three-straight 10+ strikeout starts this year.
- Junior Travis Luensmann was named Big Ten Co-Pitcher of the Week after striking out 10 in four relief shutout innings against Indiana. His 10 strikeouts were a career high.
- In seven appearances (five starts), Luensmann is 4-1 with a 3.06 ERA and 36 strikeouts in 32.1 innings.
- He allowed just one run in five innings at No. 22 Miami, one run in five innings against Northern Illinois and no runs in five innings against Georgetown.

Transfers Provide Spark

- The Nittany Lions welcomed four transfers to the program ahead of the 2023 season and all four have had strong starts to the year.
- Joining Ouderkirk are grad students Thomas Bramley (Mount St. Mary's) and Grant Norris (Duke) and freshman Bobby Marsh (Florida Atlantic).
- Through seven starts, Ouderkirk has 45 strikeouts in 28.1 innings and an opposing batting average of .222. His 14.29 strikeouts per nine innings sit second in the Big Ten.
- Fellow grad student Thomas Bramley has started all 25 games, splitting time between catcher, outfield and designated hitter. Bramley is batting .330 with 30 hits, including six doubles, a triple and three homers, and has drawn a team-high 24 walks. He has reached base in 29-straight games, dating back to 2022.
- Norris has started 16 games at third base after transferring from Duke.
- Norris hit his first homer as a Nittany Lion off the foul pole in game two against Northern Illinois and is batting .298 with two homers and 20 RBI.
- Freshman Bobby Marsh, a Bellefonte native and transfer from Florida Atlantic, has played in 19 games (13 starts). He owns six doubles, two homers and eight RBI.
- Marsh launched his first career homer against Holy Cross and added a solo homer against Brown.

Balanced Bats

- Thomas Bramley is batting a team-best .330 with 30 hits and 24 walks, while Jay Harry leads the team with 32 hits and 22 RBI to go with 23 runs and a .302 average.
- Billy Gerlott (.302), Johnny Piacentino (.305) and Josh Spiegel (.317) are also hitting above .300 with Piacentino contributing 22 runs and 13 RBI, while Gerlott has 15 RBI and Spiegel has eight RBI in his last five games. Grant Norris is just under .300 (.298) and has 20 RBI.
- Kyle Hannon is pacing the team with six homers, 28 runs and 17 steals. He is on pace to become Penn State's first player with 10+ homers and 10+ steals in a season since Sean Deegan (12 HR, 15 SB). His 17 steals are already tied for 10th in a season at PSU.
- Hannon leads the Big Ten in steals per game (0.68), good for 16th in the nation, and total steals (17), sitting 20th in the country.
- Hannon is one of three Division I players with 6+ homers and 17+ steals this season.
- Against Binghamton, Anthony Steele went two-for-four with a homer, four RBI and a stolen base before taking the mound and striking out two. Steele is one of three Division I players this season with a homer, a stolen base and a pitched strikeout in the same game, joining Wright State's Jay Luikart and Lafayette's Seif Ingram.

Opening Win Over Miami

- Penn State opened the 2023 season with a 9-5 win over Miami on February 17.
- The Hurricanes were ranked 22nd in the D1Baseball Poll and No. 8 in the Baseball America rankings.
- The Nittany Lions earned the program's first win over Miami and collected the program's first win over a ranked non-conference opponent since an 8-7 win over No. 21 Duke in 2019.
- Travis Luensmann threw five innings in the win, allowing just one run on two hits and striking out four.

THE OPPOSITION

Scouting Delaware State

- JP Blandin is in his 23rd season as head coach at Delaware State.
- Blandin is the winningest coach at Delaware State with 497 wins.
- He was the 2022 MEAC Coach of the Year after leading the Hornets to the MEAC regular season title.
- Delaware State is 6-20 overall, and 2-10 in Northeast Conference action this season, after falling 12-9 against Lehigh on Tuesday.
- As a team, the Hornets are batting .284 and averaging 6.2 runs per game.
- 2022 MEAC Player of the Year Trey Paige leads the squad with a .402 average, 43 hits, 32 runs and 23 RBI. He owns seven doubles, two triples and seven homers.
- Krew Bouldin is batting .347 with 34 hits, while Wilfredo Mendez is hitting .319 with 19 RBI.
- The Hornets pitching staff has a 9.99 ERA and is allowing a .322 opponent batting average.
- Evan Harris leads the team with 27 strikeouts in 23.1 innings.

Against The Hornets

- Penn State and Delaware State have played one previous matchup.
- The Nittany Lions won the only meeting, 11-2, in Jacksonville, Fla. on March 8, 1993.
- Delaware State is in its first year playing in the Northeast Conference (NEC).
- Penn State is 37-5-1 all-time against current members of the NEC, including a 17-6 win over Wagner on March 4.

BY THE NUMBERS

INSIDE THE SERIES

	Penn State	Delaware State
Batting Average	.296	.284
Slugging Percentage	.459	.447
On-Base Percentage	.384	.376
Runs Scored	187	161
Hits	264	256
Doubles	53	45
Triples	6	6
Home Runs	27	30
Stolen Bases-Attempts	41-49	14-18
ERA	5.62	9.99
Strikeouts	233	169
Opponent Batting Average	.263	.321
Fielding Percentage	.967	.952
Errors	31	47

Overall:	Penn State Leads 1-0	
Last Meeting:	W, 11-2; March 8, 1993	
Current Streak:	W, 1	
At Home:	0-0	
At Delaware State:	0-0	
Neutral Site:	1-0	
Last Meeting:		
3/8/93	N	W, 11-2

STARTING LINEUPS

OPPONENT	C	1B	2B	3B	SS	LF	CF	RF	DH	SP
at Miami (2/17)	Spiegel	Steele	Hannon	Norris	Harry	Kelley	Piacentino	Gerlott	Bramley	Luensmann
at Miami (2/18)	Bramley	Steele	Hannon	Norris	Harry	Kelley	Piacentino	Gerlott	Spiegel	Ouderkirk
at Miami (2/19)	Spiegel	Steele	Hannon	Norris	Harry	Kelley	Piacentino	Gerlott	Bramley	Molsky
vs. Northern Illinois (2/24, 1)	Spiegel	Steele	Hannon	Norris	Harry	Kelley	Piacentino	Gerlott	Bramley	Luensmann
vs. Northern Illinois (2/24, 2)	Bramley	Steele	Hannon	Norris	Harry	Kelley	Piacentino	Gerlott	Spiegel	Ouderkirk
vs. Monmouth (2/26)	Spiegel	Steele	Hannon	Norris	Harry	Kelley	Piacentino	Gerlott	Bramley	Molsky
vs. Wagner (3/4)	Spiegel	Steele	Hannon	Norris	Harry	Bramley	Kelley	Gerlott	Piacentino	Luensmann
vs. Dartmouth (3/4)	Bramley	Steele	Hannon	Norris	Harry	Kelley	Piacentino	Gerlott	Spiegel	Ouderkirk
vs. Holy Cross (3/5)	Spiegel	Steele	Hannon	Norris	Harry	Kelley	Piacentino	Bramley	Marsh	Molsky
vs. Holy Cross (3/6)	Bramley	Steele	Hannon	Kailher	Harry	Marsh	Piacentino	Kelley	J. Cooper	Morales
at North Carolina (3/8)	Bramley	Steele	Hannon	Kailher	Harry	Kelley	Piacentino	Gerlott	Marsh	Miller
vs. Brown (3/10)	Bramley	Steele	Hannon	Kailher	Harry	Kelley	Piacentino	Gerlott	Marsh	Ouderkirk
vs. Brown (3/11, 1)	Bramley	Steele	Hannon	Kailher	Harry	Kelley	Piacentino	Gerlott	Marsh	Luensmann
vs. Brown (3/11, 2)	T. Cooper	Steele	Hannon	J. Cooper	Harry	Bramley	Piacentino	Gerlott	Marsh	Molsky
vs. Georgetown (3/18)	Bramley	Spiegel	Hannon	Kailher	Harry	Kelley	Piacentino	Gerlott	Marsh	Ouderkirk
vs. Georgetown (3/19)	Bramley	Steele	Hannon	Kailher	Harry	Kelley	Piacentino	Gerlott	Marsh	Morales
vs. Binghamton (3/21)	Bramley	Steele	Hannon	Kailher	Harry	Kelley	Piacentino	Gerlott	Marsh	DeMell
at Michigan (3/24)	Bramley	Steele	Hannon	Kailher	Harry	Kelley	Piacentino	Gerlott	Marsh	Ouderkirk
at Michigan (3/25)	Bramley	Steele	Hannon	Norris	Harry	Kelley	Piacentino	Gerlott	Spiegel	Luensmann
at Michigan (3/26)	Bramley	Pittaro	Hannon	Norris	Harry	Kelley	Piacentino	Gerlott	Marsh	Henline
vs. Pitt (3/28)	Bramley	Pittaro	Hannon	Norris	Harry	Kelley	Piacentino	Gerlott	Spiegel	DeMell
vs. Indiana (4/1)	Bramley	Pittaro	Hannon	Norris	Harry	Kelley	Piacentino	Gerlott	Spiegel	Henline
vs. Indiana (4/2, 1)	Bramley	Pittaro	Hannon	Norris	Harry	Kelley	Piacentino	Gerlott	Spiegel	Ouderkirk
vs. Indiana (4/2, 2)	Bramley	Spiegel	Hannon	Norris	Harry	Kelley	Piacentino	Gerlott	Marsh	Morales
vs. Bucknell (4/4)	T. Cooper	Spiegel	Hannon	Norris	Harry	Bramley	Kelley	Gerlott	Marsh	Tulio

BATTING ORDER

OPPONENT	1	2	3	4	5	6	7	8	9
at Miami (2/17)	Harry	Bramley	Spiegel	Gerlott	Hannon	Piacentino	Steele	Norris	Kelley
at Miami (2/18)	Harry	Bramley	Spiegel	Gerlott	Hannon	Piacentino	Steele	Norris	Kelley
at Miami (2/19)	Harry	Bramley	Spiegel	Gerlott	Hannon	Piacentino	Steele	Norris	Kelley
vs. Northern Illinois (2/24, 1)	Harry	Bramley	Spiegel	Gerlott	Hannon	Piacentino	Steele	Norris	Kelley
vs. Northern Illinois (2/24, 2)	Harry	Bramley	Spiegel	Gerlott	Piacentino	Hannon	Kelley	Norris	Steele
vs. Monmouth (2/26)	Harry	Bramley	Spiegel	Gerlott	Piacentino	Hannon	Kelley	Norris	Steele
vs. Wagner (3/4)	Hannon	Harry	Bramley	Gerlott	Kelley	Steele	Piacentino	Spiegel	Norris
vs. Dartmouth (3/4)	Hannon	Harry	Bramley	Gerlott	Kelley	Steele	Piacentino	Spiegel	Norris
vs. Holy Cross (3/5)	Hannon	Harry	Bramley	Kelley	Steele	Piacentino	Spiegel	Norris	Marsh
vs. Holy Cross (3/6)	Hannon	Piacentino	Kelley	Harry	Bramley	J. Cooper	Kailher	Steele	Marsh
at North Carolina (3/8)	Hannon	Piacentino	Gerlott	Kelley	Harry	Bramley	Kailher	Steele	Marsh
vs. Brown (3/10)	Bramley	Harry	Gerlott	Hannon	Kelley	Piacentino	Steele	Marsh	Kailher
vs. Brown (3/11, 1)	Bramley	Harry	Gerlott	Hannon	Piacentino	Marsh	Steele	Kelley	Kailher
vs. Brown (3/11, 2)	Bramley	Harry	Gerlott	Hannon	Piacentino	Marsh	Steele	J. Cooper	T. Cooper
vs. Georgetown (3/18)	Hannon	Piacentino	Spiegel	Gerlott	Harry	Bramley	Kelley	Kailher	Marsh
vs. Georgetown (3/19)	Bramley	Harry	Hannon	Piacentino	Marsh	Gerlott	Steele	Kelley	Kailher
vs. Binghamton (3/21)	Bramley	Harry	Hannon	Piacentino	Marsh	Gerlott	Steele	Kelley	Kailher
at Michigan (3/24)	Hannon	Piacentino	Harry	Gerlott	Bramley	Kailher	Kelley	Marsh	Steele
at Michigan (3/25)	Bramley	Harry	Hannon	Piacentino	Spiegel	Norris	Steele	Gerlott	Kelley
at Michigan (3/26)	Bramley	Harry	Hannon	Piacentino	Marsh	Gerlott	Norris	Pittaro	Kelley
vs. Pitt (3/28)	Hannon	Bramley	Harry	Piacentino	Spiegel	Norris	Gerlott	Pittaro	Kelley
vs. Indiana (4/1)	Hannon	Bramley	Harry	Piacentino	Norris	Gerlott	Pittaro	Spiegel	Kelley
vs. Indiana (4/2, 1)	Hannon	Bramley	Harry	Piacentino	Norris	Gerlott	Pittaro	Spiegel	Kelley
vs. Indiana (4/2, 2)	Hannon	Bramley	Harry	Piacentino	Marsh	Norris	Gerlott	Spiegel	Kelley
vs. Bucknell (4/4)	Hannon	Bramley	Harry	Spiegel	Gerlott	Marsh	Norris	Kelley	T. Cooper

NATIONAL POLLS

AWARDS/HONORS

DLBaseball (4/3)

Rank	Team	Record	Prev.
1.	LSU	24-4	1
2.	Wake Forest	26-3	2
3.	Florida	24-5	3
4.	Vanderbilt	23-5	4
5.	Arkansas	23-5	6
6.	South Carolina	26-3	9
7.	Virginia	24-4	5
8.	Stanford	18-7	7
9.	Boston College	20-6	14
10.	Kentucky	25-3	18
11.	Tennessee	21-8	10
12.	East Carolina	20-8	8
13.	North Carolina	20-8	13
14.	Campbell	22-4	15
15.	FGCU	23-5	16
16.	Oklahoma State	22-7	17
17.	Coastal Carolina	18-7	19
18.	Louisville	21-6	11
19.	UConn	20-6	20
20.	Miami	19-9	23
21.	Texas	20-9	21
22.	Texas Tech	20-9	22
23.	UCLA	16-8	12
24.	West Virginia	21-7	24
25.	Oregon	18-7	-

Baseball America (4/3)

Rank	Team	Record	Prev.
1.	LSU	24-4	1
2.	Florida	24-5	2
3.	Wake Forest	26-3	3
4.	Vanderbilt	22-5	4
5.	Arkansas	23-5	7
6.	South Carolina	26-3	10
7.	Stanford	18-7	6
8.	Virginia	24-4	5
9.	Boston College	20-6	13
10.	Kentucky	25-3	18
11.	Oklahoma State	22-7	17
12.	Tennessee	21-8	11
13.	Campbell	22-4	14
14.	Miami	19-9	16
15.	ECU	20-8	9
16.	North Carolina	20-8	15
17.	Louisville	21-6	8
18.	Texas Tech	20-9	20
19.	West Virginia	21-7	-
20.	Texas	20-9	19
21.	FGCU	23-5	21
22.	Coastal Carolina	18-7	-
23.	UConn	20-6	24
24.	UTSA	23-6	-
25.	USC	16-10-1	-

Jay Harry

Big Ten Player To Watch

Travis Luensmann

Big Ten Co-Pitcher of the Week (April 3)

Big Ten Player To Watch

Josh Spiegel

Big Ten Player To Watch

Coaches Poll (4/3)

Rank	Team	Record	Prev.
1.	LSU	24-4	1
2.	Wake Forest	26-3	2
3.	Florida	24-5	3
4.	Vanderbilt	23-5	4
5.	Arkansas	23-5	6
6.	South Carolina	26-3	8
7.	Virginia	24-4	5
8.	Tennessee	21-8	9
9.	Stanford	18-7	7
10.	Kentucky	25-3	17
11.	Boston College	20-6	16
12.	Louisville	21-6	11
13.	Oklahoma State	22-7	13
14.	Campbell	22-4	15
15.	North Carolina	20-8	14
16.	ECU	20-8	10
17.	FGCU	23-5	18
18.	UConn	20-6	20
19.	Texas	20-9	19
20.	Miami	19-9	23
21.	Coastal Carolina	18-7	-
22.	UCLA	16-8	12
23.	Texas Tech	20-9	21
24.	West Virginia	21-7	-
25.	NC State	20-8	-

NCBWA (4/3)

Rank	Team	Record	Prev.
1.	LSU	24-4	1
2.	Wake Forest	26-3	3
3.	Florida	24-5	2
4.	Vanderbilt	23-5	4
5.	Arkansas	23-5	6
6.	South Carolina	26-3	7
7.	Virginia	24-4	5
8.	Stanford	18-7	8
9.	Tennessee	21-8	11
10.	Boston College	20-6	17
11.	Kentucky	25-3	16
12.	ECU	20-8	9
13.	Campbell	22-4	15
14.	Louisville	21-6	10
15.	Oklahoma State	22-7	13
16.	North Carolina	20-8	14
17.	FGCU	23-5	18
18.	Miami	19-9	23
19.	Texas Tech	20-9	19
20.	Coastal Carolina	18-7	28
21.	UConn	20-6	26
22.	West Virginia	21-7	25
23.	UCLA	16-8	12
24.	Texas	20-9	24
25.	UCSB	18-6	20
26.	Oregon	18-7	-
27.	UTSA	23-6	-
28.	Iowa	20-6	21
29.	Texas A&M	17-11	30
30.	NC State	20-8	-

MULTI-HIT/RBI GAMES/STREAKS

Multiple Hit Games	2	3	4	5+	Total
1 Harry, Jay	9	2	-	-	11
3 Bramley, Thomas	9	-	-	-	9
35 Gerlott, Billy	2	6	-	-	8
22 Piacentino, Johnny	6	1	1	-	8
13 Kelley, Tayven	4	3	-	-	7
0 Norris, Grant	6	-	-	-	6
41 Spiegel, Josh	3	1	1	-	5
2 Hannon, Kyle	2	2	-	-	4
30 Steele, Anthony	3	1	-	-	4
28 Marsh, Bobby	3	-	-	-	3
7 Pittaro, CJ	2	-	-	-	2
4 Cooper, Tyson	2	-	-	-	2
40 Kailher, Ben	2	-	-	-	2
TEAM	53	16	2	0	71

Multiple RBI Games	2	3	4	5+	Total
1 Harry, Jay	3	3	-	-	6
0 Norris, Grant	2	3	1	-	6
13 Kelley, Tayven	1	2	1	-	4
35 Gerlott, Billy	1	3	-	-	4
2 Hannon, Kyle	3	-	-	-	3
41 Spiegel, Josh	-	2	1	-	3
3 Bramley, Thomas	2	-	-	-	2
22 Piacentino, Johnny	2	-	-	-	2
30 Steele, Anthony	-	-	2	-	2
28 Marsh, Bobby	2	-	-	-	2
4 Cooper, Tyson	-	1	-	-	1
40 Kailher, Ben	-	-	-	1	1
23 Cooper, Jake	1	-	-	-	1
TEAM	17	14	5	1	37

Hitting Streaks	Longest	Current
3 Bramley, Thomas	10	2
2 Hannon, Kyle	9	9
22 Piacentino, Johnny	8	8
13 Kelley, Tayven	6	-
41 Spiegel, Josh	5	3
28 Marsh, Bobby	5	3
0 Norris, Grant	5	5
40 Kailher, Ben	4	-
30 Steele, Anthony	4	-
1 Harry, Jay	4	2
35 Gerlott, Billy	3	1
7 Pittaro, CJ	2	-
4 Cooper, Tyson	2	1
15 Franks, Brenden	2	2
19 Cease, Derek	1	-
32 Torti, Ty	1	1
23 Cooper, Jake	1	-

Reached Base Streaks	Longest	Current
3 Bramley, Thomas	25	25
1 Harry, Jay	13	2
2 Hannon, Kyle	13	11
13 Kelley, Tayven	9	-
22 Piacentino, Johnny	8	8
0 Norris, Grant	8	5
30 Steele, Anthony	7	-
28 Marsh, Bobby	7	3
35 Gerlott, Billy	6	2
41 Spiegel, Josh	5	3
40 Kailher, Ben	4	-
32 Torti, Ty	3	3
7 Pittaro, CJ	2	-
4 Cooper, Tyson	2	2
15 Franks, Brenden	2	2
19 Cease, Derek	1	-
23 Cooper, Jake	1	-

BIG TEN STANDINGS
(AS OF 4/5/23)

	Big Ten		Overall	
	W-L	Pct.	W-L	Pct.
Indiana	5-1	.833	20-9	.690
Michigan	5-1	.833	16-12	.571
Michigan State	4-2	.667	16-9	.640
Nebraska	2-1	.667	16-9-1	.635
Maryland	2-1	.667	17-11	.607
Minnesota	2-1	.667	7-20	.259
Purdue	3-3	.500	12-15	.444
Iowa	1-2	.333	21-6	.778
Rutgers	1-2	.333	15-13	.536
Illinois	2-4	.333	12-13	.480
Northwestern	1-2	.333	3-20	.130
Penn State	1-5	.167	14-11	.560
Ohio State	1-5	.167	14-13	.519



This Week Around the BIG

April 6-9

Illinois:
at Northwestern*

Indiana:
vs. Iowa*

Iowa:
at Indiana*

Maryland:
vs. Rutgers*

Michigan:
vs. Nebraska*

Michigan State:
vs. Ohio State*

Minnesota:
vs. Purdue*

Nebraska:
at Michigan*

Northwestern:
vs. Illinois*

Ohio State:
at Michigan State*

Penn State:
vs. Delaware State

Purdue:
at Minnesota*

Rutgers:
at Maryland*

NITTANY LIONS IN PROS

Level	Years at PSU	2023 Team	Organization
TRIPLE-A			
Justin Hagenman, P	2016-18	Oklahoma City	Los Angeles Dodgers
Jim Haley, 3B	2014-16	Lehigh Valley	Philadelphia Phillies
DOUBLE-A			
Dante Biasi, P	2017-18	NW Arkansas	Kansas City Royals
Taylor Lehman, P	2015-18	Reading	Philadelphia Phillies
HIGH-A			
Bailey Dees, P	2018-21	Hudson Valley	New York Yankees
Conor Larkin, P	2018-21	Vancouver	Toronto Blue Jays
Kyle Virbitsky, P	2018-21	Aberdeen	Baltimore Orioles
SINGLE-A			
Justin Williams, 3B	2019-21	Asheville	Houston Astros
Matt Wood, C	2020-22	Carolina	Milwaukee Brewers

*As of 4/3/23

THE LAST TIME...

A Penn State Team

Won 10 or more consecutive games.....April 14-30, 2000
 Scored 10 or more runs in a game.....14, vs. Bucknell; April 4, 2023
 Scored 20 or more runs in a game27, Michigan State; May 1, 2021
 Had a 10+ run inning.....14 (1st), at Pitt; May 17, 2022
 Had 20+ hits.....21, Pitt; March 28, 2023
 Did not strikeout.....vs. Niagara; March 18, 2016
 Turned a triple play.....8th inning, Michigan State; May 16, 2014
 Shut out an opponent.....vs. UMass (1-0); March 13, 2022
 Shut out consecutive opponents.....vs. Monmouth (1-0); February 15, 2019/vs. Monmouth (7-0), February 16, 2019
 Was shut out at home.....Milwaukee (12-0); March 20, 2022
 Was shut out on the road.....at Ohio State (11-0); May 14, 2022
 Was shut out in consecutive games..... at Delaware (5-0); March 18, 2017/Delaware (8-0); March 19, 2017
 Swept a three-game series at home Michigan State; May 8-9, 2022
 Swept a three-game series on the road.....at Northwestern; April 15-17, 2016
 Swept a three-game conference series at home..... Michigan State; May 8-9, 2022
 Swept a three-game conference series on the road.....at Northwestern; April 15-17, 2016
 Beat a ranked opponent.....at #22 Miami (9-5); February 17, 2023
 Beat a ranked opponent on the road.....at #22 Miami (9-5); February 17, 2023
 Beat a Top-5 ranked opponent.....at #1 North Carolina (3-2); March 3, 2007
 Won a series against a ranked opponent.....at #16 Michigan (four games); April 12-13, 2007
 Won a series against a ranked opponent on the road.....at #16 Michigan (four games); April 12-13, 2007
 Played an extra-inning game.....vs. Brown (W, 6-4, 12); March 11, 2023
 Played a 12+ inning game.....vs. Brown (W, 6-4, 12); March 11, 2023
 Played a 15+ inning game Illinois (L, 4-2, 15); April 25, 2015

A Penn State Player

Hit two home runs in a game.....Jay Harry, vs. Brown; March 11, 2023
 Multiple players with two home runs in a game.....Billy Gerlott/Kyle Hannon/Matt Wood (2), at Ohio State; May 13, 2022
 Hit three home runs in a game.....Johnny Piacentino (3), vs. Northwestern; March 7, 2021
 Led off game with a home run.....Thomas Bramley, vs. Brown; March 11, 2023
 Hit a grand slam.....Ben Kailher, vs. Holy Cross; March 6, 2023
 Hit back-to-back homers.....Kyle Hannon/Thomas Bramley (3rd), vs. Indiana; April 2, 2023
 Hit a walk-off home run.....Jay Harry, vs. Brown; March 11, 2023
 Hit a pinch-hit home run.....Billy Gerlott, at Minnesota; April 24, 2022
 Hit an inside-the-park home run.....Kris Kremer, Pittsburgh; April 10, 2019
 Had five or more RBI in a game.....Ben Kailher (5), vs. Holy Cross; March 6, 2023
 Had seven or more RBI in a game.....Aaron Novak (8), at Charleston Southern; March 8, 2015
 Had four hits in a game.....Josh Spiegel (4), vs. Indiana; April 2, 2023
 Had five hits in a game.....Jay Harry (6), Michigan State; May 9, 2022
 Had six hits in a game.....Jay Harry (6), Michigan State; May 9, 2022
 Had two hits in an inning.....Tayven Kelley, vs. Pitt (8th); March 28, 2023
 Stole three or more bases.....Kyle Hannon, vs. Northern Illinois (Game 2); February 24, 2023
 Had a 10-game hit streak.....Thomas Bramley (10); February 24-March 11, 2023
 Had a 20-game hit streak.....Matt Wood (26); March 25-May 9, 2022

Had 10 or more strikeouts.....Travis Luensmann (10), vs. Indiana; April 1, 2023
 Had 10 or more strikeouts in back-to-back starts.....Daniel Ouder Kirk (11 vs. Dartmouth, 3/4/23; 10 vs. Brown, 3/10/23)
 Pitched a complete game.....Jaden Henline, Michigan State; May 8, 2022
 Pitched a nine-inning complete game.....Jaden Henline, Michigan State; May 8, 2022
 Pitched a combined nine-inning shutout....Mason Mellott/Tyler Shingledecker/Jaden Henline, vs. UMass; March 13, 2022
 Pitched an individual nine-inning shutout.....Greg Welsh, Michigan State; May 17, 2013
 Pitched a no-hitter.....Steven Hill, at Iowa; April 21, 2012

*Active Streak

**PAGE 10 | PENN STATE VS. DELAWARE STATE
HITTING/PITCHING CAREER BESTS**



#3 THOMAS BRAMLEY

Career Bests

Hits	4*	vs. LIU	5/20/22
Runs	4*	at Coppin State	4/27/22
Doubles	2*	vs. Sacred Heart	4/11/21
Triples	1	3x, last vs. Brown	3/10/23
Home Runs	2*	2x, last vs. George Mason	5/4/22
RBI	5*	vs. George Mason	5/4/22
Walks	4*	at Coppin State	4/27/22
Stolen Bases	1	7x, last vs. Bucknell	4/4/23

*At Mount St. Mary's (2020-22)



#34 CJ CARMICHAEL

Career Bests

Hits	n/a
Runs	n/a
Doubles	n/a
Triples	n/a
Home Runs	n/a
RBI	n/a
Walks	n/a
Stolen Bases	n/a



#19 DEREK CEASE

Career Bests

Hits	3	at Pitt	5/17/22
Runs	2	3x, last vs. Omaha	4/30/22
Doubles	1	2x, last vs. Michigan State	5/8/22
Triples	n/a		
Home Runs	n/a		
RBI	2	at Pitt	5/17/22
Walks	2	3x, last vs. Iowa	5/28/22
Stolen Bases	1	3x, last vs. Michigan State	5/8/22



#43 JACOB COFFIN

Career Bests

IP	4.0	vs. Holy Cross	3/5/23
Longest Start	n/a		
Longest Relief	4.0	vs. Holy Cross	3/5/23
Hits	0	at Miami	2/18/23
Runs	0	2x, last vs. Holy Cross	3/5/23
Earned Runs	0	3x, last at Michigan	3/25/23
Walks	0	2x, last vs. Brown	3/11/23
Strikeouts	4	vs. Holy Cross	3/5/23



#36 AIDEN COLEMAN

Career Bests

IP	n/a
Longest Start	n/a
Longest Relief	n/a
Hits	n/a
Runs	n/a
Earned Runs	n/a
Walks	n/a
Strikeouts	n/a



#23 JAKE COOPER

Career Bests

Hits	1	2x, last vs. Binghamton	3/21/23
Runs	2	vs. Holy Cross	3/6/23
Doubles	n/a		
Triples	n/a		
Home Runs	n/a		
RBI	2	vs. Holy Cross	3/6/23
Walks	1	vs. Holy Cross	3/6/23
Stolen Bases	n/a		

HITTING/PITCHING CAREER BESTS



#4 TYSON COOPER

Career Bests

Hits	2	3x, last vs. Bucknell	4/4/23
Runs	2	2x, last vs. Bucknell	4/4/23
Doubles	1	2x, last vs. Wagner	3/4/23
Triples	1	vs. Brown	3/11/23
Home Runs	n/a		
RBI	3	vs. Brown	3/11/23
Walks	3	vs. Michigan	3/27/21
Stolen Bases	1	3x, last vs. Bucknell	4/4/23



#10 BEN DEMELL

Career Bests

IP	4.1	vs. Brown	3/11/23
Longest Start	3.2	vs. Binghamton	3/21/23
Longest Relief	4.1	vs. Brown	3/11/23
Hits	1	vs. LIU	2/19/22
Runs	0	2x, last vs. Brown	3/11/23
Earned Runs	0	2x, last vs. Brown	3/11/23
Walks	0	2x, last vs. Bucknell	4/4/23
Strikeouts	6	vs. Wagner	3/4/23



#5 CARSON ERTTER

Career Bests

IP	0.1	vs. Illinois	5/19/22
Longest Start	n/a		
Longest Relief	0.1	vs. Illinois	5/19/22
Hits	0	vs. Illinois	5/19/22
Runs	0	vs. Illinois	5/19/22
Earned Runs	0	vs. Illinois	5/19/22
Walks	1	vs. Illinois	5/19/22
Strikeouts	1	vs. Illinois	5/19/22



#15 BRENDEN FRANKS

Career Bests


Hits	1	4x, last at Michigan	3/25/23
Runs	1	4x, last at Michigan	3/25/23
Doubles	1	at Michigan	3/25/23
Triples	n/a		
Home Runs	n/a		
RBI	n/a		
Walks	1	vs. LIU	2/19/22
Stolen Bases	n/a		



#35 BILLY GERLOTT

Career Bests

Hits	4	at Ohio State	5/13/22
Runs	3	at Ohio State	5/13/22
Doubles	2	2x, last vs. Northern Illinois	2/24/23
Triples	1	3x, last at Michigan	3/25/23
Home Runs	2	at Ohio State	5/13/22
RBI	5	at Ohio State	5/13/22
Walks	2	6x, last at Michigan	3/24/23
Stolen Bases	1	5x, last vs. Brown	3/10/23



#17 SENECA GREGORY

Career Bests

IP	2.1	vs. UMass	3/12/22
Longest Start	n/a		
Longest Relief	2.1	vs. UMass	3/12/22
Hits	0	at VMI	3/8/22
Runs	0	3x, last vs. St. Bonaventure	3/30/22
Earned Runs	0	3x, last vs. St. Bonaventure	3/30/22
Walks	0	3x, last vs. St. Bonaventure	3/30/22
Strikeouts	4	vs. UMass	3/12/22

**PAGE 12 | PENN STATE VS. DELAWARE STATE
HITTING/PITCHING CAREER BESTS**



#2 KYLE HANNON

Career Bests

Hits	3	3x, last vs. Brown	3/11/23
Runs	3	3x, last vs. Bucknell	4/4/23
Doubles	1	13x, last vs. Indiana	4/1/23
Triples	1	2x, last vs. Milwaukee	3/19/22
Home Runs	2	at Ohio State	5/13/22
RBI	3	at Ohio State	5/13/22
Walks	2	9x, last vs. Bucknell	4/4/23
Stolen Bases	3	vs. Northern Illinois	2/24/23



#1 JAY HARRY

Career Bests

Hits	6	vs. Michigan State	5/9/22
Runs	3	4x, last vs. Pitt	3/28/23
Doubles	2	vs. Northwestern	3/7/21
Triples	1	3x, last vs. Monmouth	2/26/23
Home Runs	2	2x, last vs. Brown	3/11/23
RBI	6	vs. Michigan State	5/1/21
Walks	3	vs. Holy Cross	3/6/23
Stolen Bases	1	7x, last vs. Binghamton	3/21/23



#24 JADEN HENLINE

Career Bests

IP	9.0	vs. Michigan State	5/8/22
Longest Start	9.0	vs. Michigan State	5/8/22
Longest Relief	6.0	2x, last vs. Brown	3/11/23
Hits	0	5x, last at Miami	2/17/23
Runs	0	11x, last vs. Brown	3/11/23
Earned Runs	0	12x, last vs. Brown	3/11/23
Walks	0	15x, last at Michigan	3/26/23
Strikeouts	6	3x, last vs. Michigan State	5/8/22



#40 BEN KAILHER

Career Bests

Hits	2	5x, last vs. Georgetown	3/19/23
Runs	2	3x, last vs. Binghamton	3/21/23
Doubles	1	4x, last vs. Binghamton	3/21/23
Triples	1	vs. Fairleigh Dickinson	3/8/20
Home Runs	2	vs. Holy Cross	3/6/23
RBI	5	vs. Holy Cross	3/6/23
Walks	2	4x, last at North Carolina	3/8/23
Stolen Bases	2	vs. Mount St. Mary's	4/20/22



#13 TAYVEN KELLEY

Career Bests

Hits	3	4x, last vs. Pitt	3/28/23
Runs	3	2x, last vs. Wagner	3/4/23
Doubles	2	vs. Wagner	3/4/23
Triples	1	6x, last vs. Binghamton	3/21/23
Home Runs	1	4x, last vs. Indiana	4/1/23
RBI	4	vs. Wagner	3/4/23
Walks	2	3x, last vs. Georgetown	3/19/23
Stolen Bases	2	vs. Holy Cross	3/5/23



#29 CARSON KOHLS

Career Bests

IP	3.2	vs. West Virginia	4/12/22
Longest Start	2.2	vs. Mount St. Mary's	4/20/22
Longest Relief	3.2	vs. West Virginia	4/12/22
Hits	0	5x, last vs. Bucknell	4/4/23
Runs	0	10x, last vs. Bucknell	4/4/23
Earned Runs	0	15x, last vs. Bucknell	4/4/23
Walks	0	10x, last vs. Bucknell	4/4/23
Strikeouts	5	vs. Bucknell	4/6/22

HITTING/PITCHING CAREER BESTS



#49 JAMES LORDI

Career Bests

IP	n/a
Longest Start	n/a
Longest Relief	n/a
Hits	n/a
Runs	n/a
Earned Runs	n/a
Walks	n/a
Strikeouts	n/a



#33 TRAVIS LUENSMANN

Career Bests

IP	6.0	3x, last at Minnesota	4/23/22
Longest Start	6.0	3x, last at Minnesota	4/23/22
Longest Relief	5.0	vs. Georgetown	3/18/23
Hits	0*	2x, last at Winthrop	3/2/21
Runs	0	7x, last vs. Indiana	4/1/23
Earned Runs	0	9x, last vs. Indiana	4/1/23
Walks	0	5x, last at Northwestern	4/9/22
Strikeouts	10	vs. Indiana	4/1/23

*At South Carolina (2021)



#28 BOBBY MARSH

Career Bests*

Hits	2	3x, last vs. Bucknell	4/4/23
Runs	2	3x, last vs. Indiana	4/2/23
Doubles	2	vs. Indiana	4/2/23
Triples	n/a		
Home Runs	1	2x, last vs. Brown	3/11/23
RBI	2	2x, last vs. Pitt	3/28/23
Walks	1	4x, last vs. Binghamton	3/21/23
Stolen Bases	n/a		



#21 STEVEN MILLER

Career Bests

IP	7.1	vs. Indiana	4/2/23
Longest Start	3.1	at North Carolina	3/8/23
Longest Relief	7.1	vs. Indiana	4/2/23
Hits	0	11x, last vs. Pitt	3/28/23
Runs	0	27x, last vs. Indiana	4/2/23
Earned Runs	0	30x, last vs. Indiana	4/2/23
Walks	0	22x, last vs. Pitt	3/28/23
Strikeouts	7	vs. Indiana	4/2/23



#27 TOMMY MOLSKY

Career Bests

IP	6.0	vs. Northeastern	2/20/22
Longest Start	6.0	vs. Northeastern	2/20/22
Longest Relief	4.0	vs. Mount St. Mary's	4/20/22
Hits	0	2x, last vs. St. Bonaventure	3/30/22
Runs	0	4x, last at Miami	2/19/23
Earned Runs	0	6x, last vs. Pitt	3/28/23
Walks	0	5x, last vs. Indiana	4/2/23
Strikeouts	6	2x, last vs. UMass	3/12/22



#37 JORDAN MORALES

Career Bests

IP	7.0*	vs. St. Bonaventure	4/24/21
Longest Start	7.0*	vs. St. Bonaventure	4/24/21
Longest Relief	4.0	2x, last vs. Brown	3/10/23
Hits	0	12x, last vs. Pitt	3/28/23
Runs	0	28x, last vs. Pitt	3/28/23
Earned Runs	0	30x, last vs. Pitt	3/28/23
Walks	0	30x, last at Michigan	3/24/23
Strikeouts	9*	vs. Saint Joseph's	5/8/21

*At LaSalle (2020-21)

**PAGE 14 | PENN STATE VS. DELAWARE STATE
HITTING/PITCHING CAREER BESTS**



#0 GRANT NORRIS

Career Bests

Hits	2	6x, last vs. Pitt	3/28/23
Runs	2	3x, last vs. Pitt	3/28/23
Doubles	1	4x, last vs. Indiana	4/2/23
Triples	n/a		
Home Runs	1	3x, last vs. Wagner	3/4/23
RBI	4	vs. Wagner	3/4/23
Walks	2	2x, last vs. Dartmouth	3/4/23
Stolen Bases	n/a		



#8 JIMMY NUGENT

Career Bests

Hits	n/a		
Runs	n/a		
Doubles	n/a		
Triples	n/a		
Home Runs	n/a		
RBI	n/a		
Walks	n/a		
Stolen Bases	n/a		



#44 DANIEL OUDERKIRK

Career Bests

IP	7.0	vs. Northern Illinois	2/24/23
Longest Start	7.0	vs. Northern Illinois	2/24/23
Longest Relief	3.0*	vs. Central Michigan	3/13/21
Hits	0*	9x, last vs. Oklahoma State	4/17/22
Runs	0*	8x, last vs. Charleston (W. Va.)	5/4/22
Earned Runs	0*	10x, last vs. Charleston (W. Va.)	5/4/22
Walks	0*	7x, last vs. Charleston (W. Va.)	5/4/22
Strikeouts	11	2x, last vs. Dartmouth	3/4/23

*At West Virginia (2021-22)



#31 RYAN PARTRIDGE

Career Bests

IP	3.1	vs. Illinois	5/19/22
Longest Start	n/a		
Longest Relief	3.1	vs. Illinois	5/19/22
Hits	0	10x, last vs. Holy Cross	3/6/23
Runs	0	21x, last vs. Bucknell	4/4/23
Earned Runs	0	25x, last vs. Bucknell	4/4/23
Walks	0	17x, last vs. Bucknell	4/4/23
Strikeouts	5	vs. Brown	3/11/23



#22 JOHNNY PIACENTINO

Career Bests

Hits	5	vs. Michigan State	5/1/21
Runs	4	2x, last vs. Michigan State	5/1/21
Doubles	3	vs. Michigan State	5/1/21
Triples	1	5x, last vs. Indiana	4/2/23
Home Runs	3	vs. Northwestern	3/7/21
RBI	5	2x, last vs. Michigan State	5/1/21
Walks	2	9x, last vs. Pitt	3/28/23
Stolen Bases	2	3x, last vs. Brown	3/11/23



#7 CJ PITTARO

Career Bests

Hits	2	5x, last vs. Pitt	3/28/23
Runs	2	3x, last vs. Pitt	3/28/23
Doubles	1	3x, last at Northwestern	4/9/22
Triples	n/a		
Home Runs	n/a		
RBI	3	2x, last vs. Rutgers	3/26/22
Walks	2	2x, last vs. Purdue	4/14/22
Stolen Bases	1	vs. Bucknell	4/6/22

HITTING/PITCHING CAREER BESTS



#25 CHASE RENNER

Career Bests

IP	2.2	at Miami	2/18/23
Longest Start	1.0	vs. Rutgers	3/25/22
Longest Relief	2.2	at Miami	2/18/23
Hits	0	4x, last vs. West Virginia	4/10/22
Runs	0	7x, last vs. Iowa	5/28/22
Earned Runs	0	7x, last vs. Iowa	5/28/22
Walks	0	4x, last at Minnesota	4/22/22
Strikeouts	4	vs. Bucknell	4/6/22



#11 CHAD ROGERS

Career Bests

IP	3.0	vs. Northwestern	3/7/21
Longest Start	n/a		
Longest Relief	3.0	vs. Northwestern	3/7/21
Hits	0	3x, last at Michigan	3/24/23
Runs	0	5x, last at Michigan	3/24/23
Earned Runs	0	5x, last at Michigan	3/24/23
Walks	0	at Georgetown	5/10/22
Strikeouts	4	at Georgetown	5/10/22




#20 BLAISE SCLAFANI

Career Bests

IP	3.0*	vs. Northeastern	4/30/19
Longest Start	n/a		
Longest Relief	3.0*	vs. Northeastern	4/30/19
Hits	0	8x, last at North Carolina	3/8/23
Runs	0	10x, last vs. Rutgers	3/26/22
Earned Runs	0	12x, last vs. Rutgers	3/26/22
Walks	0	9x, last vs. Rutgers	3/26/22
Strikeouts	3*	3x, last vs. Canisius	2/15/20

*At UMass Lowell (2020-21)



#41 JOSH SPIEGEL

Career Bests

Hits	4	2x, last vs. Indiana	4/2/23
Runs	3	2x, last at Pitt	5/17/22
Doubles	2	4x, last at Ohio State	5/13/22
Triples	1	3x, last vs. Bucknell	4/26/22
Home Runs	2	vs. Northwestern	3/5/21
RBI	4	3x, last vs. Indiana	4/2/23
Walks	3	vs. Minnesota	5/29/21
Stolen Bases	1	at Illinois	5/23/21



#30 ANTHONY STEELE

Career Bests

Hits	3	2x, last vs. Monmouth	2/26/23
Runs	2	vs. Binghamton	3/21/23
Doubles	1	4x, last vs. Brown	3/10/23
Triples	1	vs. Maine	2/26/22
Home Runs	1	2x, last vs. Binghamton	3/21/23
RBI	4	2x, last vs. Binghamton	3/21/23
Walks	2	4x, last vs. Georgetown	3/19/23
Stolen Bases	1	4x, last vs. Binghamton	3/21/23



#30 ANTHONY STEELE (P)

Career Bests

IP	1.2	vs. Bucknell	4/4/23
Longest Start	0.2	vs. Bucknell	4/6/22
Longest Relief	1.2	vs. Bucknell	4/4/23
Hits	0	2x, last vs. Binghamton	3/21/23
Runs	0	4x, last vs. Binghamton	3/21/23
Earned Runs	0	5x, last vs. Binghamton	3/21/23
Walks	0	3x, last at Ohio State	5/14/22
Strikeouts	4	vs. Bucknell	4/4/23

**PAGE 16 | PENN STATE VS. DELAWARE STATE
HITTING/PITCHING CAREER BESTS**



#9 CONNOR THRONEBERRY

Career Bests

IP	2.2	vs. Holy Cross	3/5/23
Longest Start	n/a		
Longest Relief	2.2	vs. Holy Cross	3/5/23
Hits	0	2x, last vs. Bucknell	4/4/23
Runs	0	4x, last vs. Bucknell	4/4/23
Earned Runs	0	4x, last vs. Bucknell	4/4/23
Walks	0	3x, last vs. Bucknell	4/4/23
Strikeouts	3	vs. Holy Cross	3/5/23



#32 TY TORTI

Career Bests

Hits	1	vs. Binghamton	3/21/23
Runs	1	2x, last vs. Binghamton	3/21/23
Doubles	n/a		
Triples	n/a		
Home Runs	n/a		
RBI	n/a		
Walks	2	vs. Wagner	3/4/23
Stolen Bases	n/a		



#12 KELLAN TULIO

Career Bests

IP	6.0	vs. Maine	2/26/22
Longest Start	6.0	vs. Maine	2/26/22
Longest Relief	2.1	2x, last vs. Michigan State	5/9/22
Hits	0	8x, last vs. St. Bonaventure	3/30/22
Runs	0	9x, last vs. Binghamton	3/21/23
Earned Runs	0	9x, last vs. Binghamton	3/21/23
Walks	0	6x, last vs. Binghamton	3/21/23
Strikeouts	7	at Northwestern	4/9/22



#42 BRANDON WINGENROTH

Career Bests

IP	n/a		
Longest Start	n/a		
Longest Relief	n/a		
Hits	n/a		
Runs	n/a		
Earned Runs	n/a		
Walks	n/a		
Strikeouts	n/a		

CAREER STATS

#3 THOMAS BRAMLEY IF/C L/R GR. 5-10/180 ELIZABETHTOWN, PA.

Year	Avg	GP-GS	AB	R	H	2B	3B	HR	RBI	TB	SLG%	BB	HBP	SO	GDP	OB%	SF	SH	SB-ATT	PO	A	E	FLD%
2020*	.211	11-11	38	8	8	2	0	1	2	10	.342	8	0	8	0	.348	0	0	0-0	61	7	0	1.000
2021*	.212	29-24	66	11	14	3	0	3	14	18	.394	12	3	30	0	.358	0	2	1-1	179	20	2	.990
2022*	.307	48-48	176	41	54	4	2	11	38	95	.540	41	4	34	1	.444	2	0	4-5	185	72	7	.973
2023	.330	25-25	91	19	30	6	1	3	15	47	.516	24	3	14	1	.483	0	0	3-4	170	16	0	1.000
TOTAL	.286	113-108	371	79	106	15	3	18	70	170	.488	85	10	86	2	.429	2	0	8-10	595	115	8	.989
at PSU	.330	25-25	91	19	30	6	1	3	15	47	.516	24	3	14	1	.483	2	0	3-4	170	16	0	1.000

*At Mount St. Mary's (2020-22)

#34 CJ CARMICHAEL IF R/R FR. 6-1/170 LANCASTER, OHIO

Year	Avg	GP-GS	AB	R	H	2B	3B	HR	RBI	TB	SLG%	BB	HBP	SO	GDP	OB%	SF	SH	SB-ATT	PO	A	E	FLD%
2023	-	-	-	-	-	-	-	-	-	-	-	-	-	-	-	-	-	-	-	-	-	-	-
TOTAL	-	-	-	-	-	-	-	-	-	-	-	-	-	-	-	-	-	-	-	-	-	-	-

#19 DEREK CEASE IF/P R/R FR. 5-8/150 PLYMOUTH, PA.

Year	Avg	GP-GS	AB	R	H	2B	3B	HR	RBI	TB	SLG%	BB	HBP	SO	GDP	OB%	SF	SH	SB-ATT	PO	A	E	FLD%
2022	.226	43-28	93	17	21	2	0	0	7	23	.247	19	2	20	1	.368	0	0	3-3	38	76	8	.934
2023	.250	10-0	4	3	1	0	0	0	0	1	.250	0	0	1	0	.250	0	0	0-0	1	1	0	1.000
TOTAL	.227	53-28	97	20	22	2	0	0	7	24	.247	19	2	21	1	.364	0	0	3-3	39	77	8	.935
Year	ERA	W-L	APP	GS	CG	SHO	SV	IP	H	R	ER	BB	SO	2B	3B	HR	BF	BAA	WP	HBP	BK	SFA	SHA
2022	0.00	0-0	1	0	0	0/0	0	1.0	1	1	0	3	1	0	0	0	7	.250	0	0	0	0	0
2023	-	-	-	-	-	-	-	-	-	-	-	-	-	-	-	-	-	-	-	-	-	-	-
TOTAL	0.00	0-0	1	0	0	0/0	0	1.0	1	1	0	3	1	0	0	0	7	.250	0	0	0	0	0

#43 JACOB COFFIN P S/L FR. 6-0/161 APEX, N.C.

Year	ERA	W-L	APP	GS	CG	SHO	SV	IP	H	R	ER	BB	SO	2B	3B	HR	BF	BAA	WP	HBP	BK	SFA	SHA
2023	1.00	0-0	4	0	0	0/0	0	9.0	7	2	1	3	7	1	0	1	38	.212	1	2	0	0	0
TOTAL	1.00	0-0	4	0	0	0/0	0	9.0	7	2	1	3	7	1	0	1	38	.212	1	2	0	0	0

#36 AIDEN COLEMAN P R/R FR. 5-10/163 TYRONE, PA.

Year	ERA	W-L	APP	GS	CG	SHO	SV	IP	H	R	ER	BB	SO	2B	3B	HR	BF	BAA	WP	HBP	BK	SFA	SHA
2023	-	-	-	-	-	-	-	-	-	-	-	-	-	-	-	-	-	-	-	-	-	-	-
TOTAL	-	-	-	-	-	-	-	-	-	-	-	-	-	-	-	-	-	-	-	-	-	-	-

#23 JAKE COOPER IF R/R FR. 5-9/199 STATE COLLEGE, PA.

Year	Avg	GP-GS	AB	R	H	2B	3B	HR	RBI	TB	SLG%	BB	HBP	SO	GDP	OB%	SF	SH	SB-ATT	PO	A	E	FLD%
2022	.000	8-4	14	0	0	0	0	0	0	0	.000	0	0	6	0	.000	0	1	0-0	1	10	1	.917
2023	.200	7-2	10	2	2	0	0	0	3	2	.200	1	0	4	0	.250	1	0	0-0	0	0	1	.000
TOTAL	.083	15-6	24	2	2	0	0	0	3	2	.083	1	0	10	0	.115	1	1	0-0	1	10	2	.846

#4 TYSON COOPER C/IF S/R R-JR. 5-9/209 STATE COLLEGE, PA.

Year	Avg	GP-GS	AB	R	H	2B	3B	HR	RBI	TB	SLG%	BB	HBP	SO	GDP	OB%	SF	SH	SB-ATT	PO	A	E	FLD%
2021	.111	11-3	18	2	2	1	0	0	2	3	.167	6	0	8	0	.333	0	0	1-1	16	1	0	1.000
2022	.111	19-10	36	3	4	0	0	0	0	4	.111	6	0	7	1	.238	0	2	0-2	53	12	2	.970
2023	.300	13-2	20	5	6	1	1	0	5	9	.450	1	2	4	0	.391	0	0	2-2	30	3	2	.943
TOTAL	.162	43-15	74	10	12	2	1	0	7	15	.216	13	2	19	1	.303	0	2	3-5	99	16	4	.966

#49 BEN DEMELL P L/R R-FR. 6-5/205 CONCORD, OHIO

Year	ERA	W-L	APP	GS	CG	SHO	SV	IP	H	R	ER	BB	SO	2B	3B	HR	BF	BAA	WP	HBP	BK	SFA	SHA
2022	0.00	0-0	1	0	0	0/0	0	1.2	1	0	0	3	2	0	0	0	10	.167	0	1	0	0	0
2023	9.37	0-0	7	2	0	0/0	1	16.1	27	19	17	10	14	4	0	1	89	.360	0	3	0	1	0
TOTAL	8.50	0-0	8	2	0	0/0	1	18.0	28	19	17	13	16	4	0	1	99	.346	0	4	0	1	0

CAREER STATS

#5 CARSON ERTTER P L/L SR. 5-10/175 EBENSBURG, PA.

Year	ERA	W-L	APP	GS	CG	SHO	SV	IP	H	R	ER	BB	SO	2B	3B	HR	BF	BAA	WP	HBP	BK	SFA	SHA
2020	-	-	-	-	-	-	-	-	-	-	-	-	-	-	-	-	-	-	-	-	-	-	-
2021	-	-	-	-	-	-	-	-	-	-	-	-	-	-	-	-	-	-	-	-	-	-	-
2022	0.00	0-0	1	0	0	0/0	0	0.1	0	0	0	1	1	0	0	0	3	.000	1	1	0	0	0
2023	-	-	-	-	-	-	-	-	-	-	-	-	-	-	-	-	-	-	-	-	-	-	-
TOTAL	0.00	0-0	1	0	0	0/0	0	0.1	0	0	0	1	1	0	0	0	3	.000	1	1	0	0	0

#15 BRENDEN FRANKS IF R/R SR. 6-3/205 STATE COLLEGE, PA.

Year	Avg	GP-GS	AB	R	H	2B	3B	HR	RBI	TB	SLG%	BB	HBP	SO	GDP	OB%	SF	SH	SB-ATT	PO	A	E	FLD%
2020	.667	4-0	3	1	2	0	0	0	0	2	.667	0	0	1	0	.667	0	0	0-0	2	0	0	1.000
2021	.000	4-0	3	1	0	0	0	0	0	0	.000	0	1	2	0	.250	0	0	0-0	4	0	0	1.000
2022	.000	10-0	5	1	0	0	0	0	0	0	.000	1	0	2	1	.167	0	0	0-0	0	0	0	1.000
2023	1.000	3-0	2	1	2	0	0	0	0	3	1.500	0	0	0	0	1.000	0	0	0-0	2	1	0	1.000
TOTAL	.308	21-0	13	4	4	0	0	0	0	5	.385	1	1	5	1	.400	0	0	0-0	8	1	0	1.000

#35 BILLY GERLOTT OF/1B R/R R-SO. 6-1/181 AUBURN, PA.

Year	Avg	GP-GS	AB	R	H	2B	3B	HR	RBI	TB	SLG%	BB	HBP	SO	GDP	OB%	SF	SH	SB-ATT	PO	A	E	FLD%
2021	-	-	-	-	-	-	-	-	-	-	-	-	-	-	-	-	-	-	-	-	-	-	-
2022	.237	54-51	190	25	45	12	2	6	33	79	.416	23	5	52	7	.332	2	0	4-6	83	3	1	.989
2023	.302	23-23	86	8	26	3	1	2	15	37	.430	10	2	17	1	.388	0	0	2-2	42	1	1	.977
TOTAL	.257	77-74	276	33	71	15	3	8	48	116	.420	33	7	69	8	.349	2	0	6-8	125	4	2	.985

#17 SENECA GREGORY RHP R/R R-FR. 6-4/212 STAFFORD, VA.

Year	ERA	W-L	APP	GS	CG	SHO	SV	IP	H	R	ER	BB	SO	2B	3B	HR	BF	BAA	WP	HBP	BK	SFA	SHA
2022	10.80	0-0	6	0	0	0/0	0	6.2	10	9	8	4	7	2	0	0	36	.345	1	2	0	0	1
2023	-	-	-	-	-	-	-	-	-	-	-	-	-	-	-	-	-	-	-	-	-	-	-
TOTAL	10.80	0-0	6	0	0	0/0	0	6.2	10	9	8	4	7	2	0	0	36	.345	1	2	0	0	1

#2 KYLE HANNON IF/OF L/R JR. 5-10/186 HARRISBURG, PA.

Year	Avg	GP-GS	AB	R	H	2B	3B	HR	RBI	TB	SLG%	BB	HBP	SO	GDP	OB%	SF	SH	SB-ATT	PO	A	E	FLD%
2021	.133	12-9	30	3	4	1	1	0	1	7	.233	2	0	12	0	.188	0	1	0-0	15	0	0	1.000
2022	.230	36-34	126	20	29	7	1	4	19	51	.397	15	2	34	3	.319	1	0	7-7	30	72	14	.879
2023	.284	25-25	95	28	27	7	0	6	13	52	.547	20	1	15	1	.414	0	0	17-19	42	69	2	.982
TOTAL	.239	73-68	251	51	60	15	2	10	33	109	.434	37	3	61	4	.342	1	1	24-26	87	141	16	.934

#1 JAY HARRY IF L/R JR. 6-0/177 METUCHEN, N.J.

Year	Avg	GP-GS	AB	R	H	2B	3B	HR	RBI	TB	SLG%	BB	HBP	SO	GDP	OB%	SF	SH	SB-ATT	PO	A	E	FLD%
2021	.268	42-42	142	22	38	10	0	1	18	51	.359	12	4	25	2	.335	3	0	1-1	58	101	11	.935
2022	.333	54-53	213	40	71	10	2	5	26	101	.469	23	7	24	0	.414	1	0	4-7	63	164	11	.954
2023	.302	25-25	106	23	32	7	1	4	22	53	.500	10	3	8	2	.375	1	0	3-4	43	66	7	.940
TOTAL	.306	121-120	461	85	141	27	3	10	66	205	.443	45	14	57	4	.381	5	0	8-12	164	331	29	.945

#24 JADEN HENLINE P L/R JR. 6-2/170 NEW CUMBERLAND, PA.

Year	ERA	W-L	App	GS	CG	SHO	SV	IP	H	R	ER	BB	SO	2B	3B	HR	BF	B/Avg	WP	HBP	BK	SFA	SHA
2021	3.72	0-1	9	3	0	0/0	0	19.1	17	8	8	8	22	2	0	2	86	.230	1	3	0	0	1
2022	5.64	2-3	17	7	1	0/1	3	59.0	74	44	37	16	56	18	4	6	263	.310	6	3	0	1	4
2023	3.49	3-1	8	2	0	0/0	1	28.1	26	11	11	10	18	3	1	2	120	.245	2	2	1	1	1
TOTAL	4.72	5-5	34	12	1	0/1	4	106.2	117	63	56	34	96	23	5	10	469	.279	9	8	1	2	6

CAREER STATS

#40 BEN KAILHER IF R/R SR. 5-8/160 RUMFORD, R.I.																							
Year	Avg	GP-GS	AB	R	H	2B	3B	HR	RBI	TB	SLG%	BB	HBP	SO	GDP	OB%	SF	SH	SB-ATT	PO	A	E	FLD%
2020	.222	9-6	18	4	4	1	2	0	4	9	.500	2	2	6	2	.333	2	0	2-2	3	9	2	.857
2021	.143	11-0	7	3	1	0	0	0	0	1	.143	0	0	2	0	.143	0	0	1-1	0	2	0	1.000
2022	.205	32-20	73	12	15	1	0	0	2	16	.219	15	2	18	1	.356	0	0	5-6	23	52	4	.949
2023	.259	12-8	27	8	7	2	0	1	6	12	.444	4	0	7	0	.355	0	2	2-3	3	11	4	.778
TOTAL	.216	64-34	125	27	27	4	2	1	12	38	.304	21	4	33	3	.342	2	2	10-11	29	74	10	.912

#13 TAYVEN KELLEY OF R/R SR. 6-3/198 BOILING SPRINGS, PA.																							
Year	Avg	GP-GS	AB	R	H	2B	3B	HR	RBI	TB	SLG%	BB	HBP	SO	GDP	OB%	SF	SH	SB-ATT	PO	A	E	FLD%
2020	.188	9-4	16	4	3	2	0	0	1	5	.313	3	1	8	0	.350	0	0	0-0	10	0	0	1.000
2021	.238	28-27	101	8	24	8	2	1	9	39	.386	10	1	37	2	.313	0	3	0-2	53	1	4	.931
2022	.192	49-43	172	20	33	6	4	0	20	47	.273	9	1	66	4	.236	0	1	2-3	92	2	6	.940
2023	.274	24-24	95	19	26	7	1	3	17	44	.463	8	0	33	0	.330	0	1	2-3	49	1	2	.962
TOTAL	.224	110-98	384	51	86	23	7	4	47	135	.352	30	3	144	6	.285	0	5	4-8	204	4	12	.945

#29 CARSON KOHLS RHP R/R JR. 6-0/209 SACRAMENTO, CALIF.																							
Year	ERA	W-L	App	GS	CG	SHO	SV	IP	H	R	ER	BB	SO	2B	3B	HR	BF	B/Avg	WP	HBP	BK	SFA	SHA
2021	3.18	0-0	5	0	0	0/0	0	5.2	7	3	2	2	4	1	1	1	27	.304	1	2	0	0	0
2022	4.60	2-0	18	1	0	0/0	0	29.1	29	20	15	21	25	1	2	1	136	.269	5	4	1	1	2
2023	10.80	0-0	4	0	0	0/0	0	3.1	5	6	4	2	4	1	0	1	19	.333	2	1	0	1	0
TOTAL	4.93	2-0	27	1	0	0/0	0	38.1	41	29	21	25	33	3	3	3	182	.281	8	7	1	2	2

#49 JAMES LORDI P L/L FR. 6-0/192 JIM THORPE, PA.																							
Year	ERA	W-L	APP	GS	CG	SHO	SV	IP	H	R	ER	BB	SO	2B	3B	HR	BF	BAA	WP	HBP	BK	SFA	SHA
2023	-	-	-	-	-	-	-	-	-	-	-	-	-	-	-	-	-	-	-	-	-	-	-
TOTAL	-	-	-	-	-	-	-	-	-	-	-	-	-	-	-	-	-	-	-	-	-	-	-

#33 TRAVIS LUENSMANN P R/R JR. 6-6/234 ALTOONA, PA.																							
Year	ERA	W-L	App	GS	CG	SHO	SV	IP	H	R	ER	BB	SO	2B	3B	HR	BF	B/Avg	WP	HBP	BK	SFA	SHA
2021*	15.43	0-1	4	0	0	0/0	0	2.1	4	6	4	1	2	2	0	0	12	.333	0	0	1	0	0
2022	4.52	2-3	15	12	0	0/0	2	67.2	68	43	34	34	78	5	3	3	313	.256	7	5	0	3	5
2023	3.06	4-1	7	5	0	0/0	1	32.1	21	13	11	21	36	2	2	1	144	.188	5	10	0	1	0
TOTAL	4.31	6-5	26	17	0	0/0	3	102.1	93	62	49	56	116	9	5	4	469	.239	12	15	1	4	5
<i>at PSU</i>	4.05	6-4	22	17	0	0/0	3	100.0	89	56	45	55	114	7	5	4	457	.235	12	15	0	4	5

*At South Carolina (2021)

#28 BOBBY MARSH OF/1B L/L FR. 6-3/194 BELLEFONTE, PA.																							
Year	Avg	GP-GS	AB	R	H	2B	3B	HR	RBI	TB	SLG%	BB	HBP	SO	GDP	OB%	SF	SH	SB-ATT	PO	A	E	FLD%
2023	.296	19-13	54	14	16	6	0	2	8	28	.519	4	0	15	0	.339	1	0	0-0	0	0	0	.000
TOTAL	.296	19-13	54	14	16	6	0	2	8	28	.519	4	0	15	0	.339	1	0	0-0	0	0	0	.000

#21 STEVEN MILLER RHP R/R SR.+ 6-1/197 PITTSBURGH, PA.																							
Year	ERA	W-L	App	GS	CG	SHO	SV	IP	H	R	ER	BB	SO	2B	3B	HR	BF	B/Avg	WP	HBP	BK	SFA	SHA
2019	3.86	0-0	3	0	0	0/0	0	2.1	4	1	1	1	1	3	0	0	12	.364	1	0	0	0	0
2020	2.70	0-0	3	0	0	0/1	0	3.1	2	1	1	1	6	1	0	0	13	.167	0	0	0	0	0
2021	3.29	0-1	12	0	0	0/2	2	13.2	12	8	5	7	17	2	0	0	58	.245	2	2	0	0	0
2022	6.35	3-4	22	2	0	0/0	1	39.2	52	29	28	22	31	6	1	3	191	.323	4	4	0	3	1
2023	3.81	1-2	9	1	0	0/0	1	26.0	26	13	11	7	28	4	0	2	108	.263	1	1	0	0	1
TOTAL	4.87	4-7	49	3	0	0/3	4	85.0	96	52	46	38	83	16	1	5	382	.389	8	7	0	3	2

CAREER STATS

#27 TOMMY MOLSKY RHP R/R SO. 6-1/160 DILLSBURG, PA.

Year	ERA	W-L	APP	GS	CG	SHO	SV	IP	H	R	ER	BB	SO	2B	3B	HR	BF	BAA	WP	HBP	BK	SFA	SHA
2022	6.84	0-6	16	12	0	0/0	1	52.2	66	52	40	25	47	14	2	4	270	.295	8	16	0	2	3
2023	8.64	1-3	7	4	0	0/0	0	16.2	23	21	16	18	13	5	0	4	98	.311	4	6	0	0	0
TOTAL	7.27	1-9	23	16	0	0/0	1	69.1	89	73	56	43	60	19	2	8	368	.299	12	22	0	2	3

#37 JORDAN MORALES LHP R/L SR. 5-9/168 SOUDERTON, PA.

Year	ERA	W-L	App	GS	CG	SHO	SV	IP	H	R	ER	BB	SO	2B	3B	HR	BF	B/Avg	WP	HBP	BK	SFA	SHA
2020*	2.16	0-2	5	0	0	0/1	2	8.1	5	4	2	3	14	1	0	1	37	.167	3	1	1	1	2
2021*	6.11	2-6	16	7	1	0/0	2	45.2	60	35	31	23	49	10	2	4	226	.313	2	8	2	3	0
2022	3.64	3-0	26	2	0	0/0	0	42.0	42	22	17	12	60	6	1	3	182	.258	6	2	3	0	5
2023	5.54	2-0	9	3	0	0/0	1	26.0	25	16	16	13	24	8	0	5	117	.253	3	2	0	1	2
TOTAL	4.87	7-8	56	12	1	0/1	5	122.0	132	77	66	51	147	25	3	13	563	.272	14	13	6	5	9
at PSU	4.37	5-0	35	5	0	0/0	1	68.0	67	38	33	25	84	14	1	8	299	.256	9	4	3	1	7

*At LaSalle (2020-21)

#0 GRANT NORRIS IF R/R GR. 6-1/192 SOMERSET, PA.

Year	Avg	GP-GS	AB	R	H	2B	3B	HR	RBI	TB	SLG%	BB	HBP	SO	GDP	OB%	SF	SH	SB-ATT	PO	A	E	FLD%
2020*	.111	10-7	18	3	2	0	0	0	2	2	.111	4	3	9	0	.346	1	0	0-0	15	18	1	.971
2021*	.000	11-3	14	2	0	0	0	0	0	0	.000	3	0	8	0	.176	0	0	0-0	1	6	0	1.000
2022*	.300	11-0	10	3	3	0	0	1	2	6	.600	1	0	5	0	.364	0	0	0-0	3	2	1	.833
2023	.298	16-15	57	10	17	5	0	2	20	28	.491	6	1	20	1	.369	1	0	0-1	5	21	5	.839
TOTAL	.222	48-26	99	18	22	5	0	3	24	36	.364	14	4	42	1	.336	2	0	0-1	24	47	7	.910
at PSU	.298	15-16	57	10	17	5	0	2	20	28	.491	6	1	20	1	.369	1	0	0-1	5	21	5	.839

*At Duke (2020-22)

#8 JIMMY NUGENT C R/R FR. 6-2/211 HAMILTON, OHIO

Year	Avg	GP-GS	AB	R	H	2B	3B	HR	RBI	TB	SLG%	BB	HBP	SO	GDP	OB%	SF	SH	SB-ATT	PO	A	E	FLD%
2023	-	-	-	-	-	-	-	-	-	-	-	-	-	-	-	-	-	-	-	-	-	-	-
TOTAL	-	-	-	-	-	-	-	-	-	-	-	-	-	-	-	-	-	-	-	-	-	-	-

#44 DANIEL OUDERKIRK P R/L GR. 6-9/256 PENN LAIRD, VA.

Year	ERA	W-L	App	GS	CG	SHO	SV	IP	H	R	ER	BB	SO	2B	3B	HR	BF	B/Avg	WP	HBP	BK	SFA	SHA
2019*	-	-	-	-	-	-	-	-	-	-	-	-	-	-	-	-	-	-	-	-	-	-	-
2020*	-	-	-	-	-	-	-	-	-	-	-	-	-	-	-	-	-	-	-	-	-	-	-
2021*	7.94	0-0	14	1	0	0	0	17.0	17	17	15	19	23	6	1	1	88	.262	6	3	0	1	0
2022*	6.75	1-0	9	0	0	0	0	8.0	6	9	6	10	15	0	0	1	40	.214	3	0	0	2	0
2023	6.04	1-3	7	7	0	0	0	28.1	24	22	19	21	45	2	1	3	141	.222	4	9	0	1	2
TOTAL	6.75	2-3	30	8	0	0	0	53.1	47	47	40	50	83	8	2	5	271	.232	13	12	0	4	2
at PSU	6.04	1-3	7	7	0	0	0	28.1	24	22	19	21	45	2	1	3	141	.222	4	9	0	1	2

*At West Virginia (2019-22)

#31 RYAN PARTRIDGE LHP R/L SR. 6-3/230 WEXFORD, PA.

Year	ERA	W-L	App	GS	CG	SHO	SV	IP	H	R	ER	BB	SO	2B	3B	HR	BF	B/Avg	WP	HBP	BK	SFA	SHA
2020	0.00	0-0	2	0	0	0/0	0	2.0	1	0	0	0	2	0	0	0	6	.167	0	0	0	0	0
2021	0.00	0-0	5	0	0	0/0	0	2.2	4	2	0	3	4	1	0	0	16	.333	0	0	0	1	0
2022	6.94	0-0	20	0	0	0/0	0	23.1	23	18	18	18	18	6	1	1	115	.261	4	6	0	2	1
2023	5.40	1-0	9	0	0	0/0	0	10.0	13	9	6	8	14	5	0	0	51	.310	1	1	0	0	0
TOTAL	5.68	1-0	36	0	0	0/0	0	38.0	41	29	24	29	38	12	1	1	188	.277	5	7	0	3	1

CAREER STATS

#22 JOHNNY PIACENTINO OF R/R SR. 5-11/186 CHERRY HILL, N.J.

Year	Avg	GP-GS	AB	R	H	2B	3B	HR	RBI	TB	SLG%	BB	HBP	SO	GDP	OB%	SF	SH	SB-ATT	PO	A	E	FLD%
2020	.400	13-10	35	11	14	4	0	2	11	24	.686	10	0	4	0	.511	2	0	4-4	27	0	0	1.000
2021	.284	42-42	162	30	46	15	0	8	32	85	.525	17	0	40	4	.350	1	1	0-2	83	0	3	.965
2022	.267	41-41	161	17	43	7	4	2	29	64	.398	16	3	41	4	.339	3	1	1-1	78	0	2	.975
2023	.305	24-24	95	22	29	3	1	2	13	40	.421	11	1	15	3	.383	0	0	7-7	44	2	0	1.000
TOTAL	.291	120-117	453	80	132	29	5	14	85	213	.470	54	4	100	11	.368	6	2	12-14	232	2	5	.979

#7 C.J. PITTARO IF L/R JR. 6-1/204 HAMILTON, N.J.

Year	Avg	GP-GS	AB	R	H	2B	3B	HR	RBI	TB	SLG%	BB	HBP	SO	GDP	OB%	SF	SH	SB-ATT	PO	A	E	FLD%
2021*	.333	5-0	3	0	1	0	0	0	3	1	.333	0	0	0	0	.333	0	0	0-0	0	1	0	1.000
2022	.238	32-22	80	14	19	3	0	0	10	22	.275	11	1	23	1	.337	0	0	1-2	15	32	5	.904
2023	.263	10-4	19	3	5	0	0	0	3	5	.263	2	0	4	0	.333	0	0	0-0	36	0	0	1.000
TOTAL	.245	46-26	102	17	25	3	0	0	16	28	.275	13	1	27	1	.336	0	0	1-2	51	33	5	.944
at PSU	.242	42-26	99	17	24	3	0	0	13	27	.273	13	1	27	1	.336	0	0	1-2	51	32	5	.943

*At Vanderbilt (2021)

#25 CHASE RENNER P R/R SO. 6-4/200 ALBURTIS, PA.

Year	ERA	W-L	APP	GS	CG	SHO	SV	IP	H	R	ER	BB	SO	2B	3B	HR	BF	BAA	WP	HBP	BK	SFA	SHA
2022	6.19	2-2	13	1	0	0/0	1	16.0	17	14	11	16	19	4	0	0	80	.283	4	1	0	1	2
2023	10.12	0-0	1	0	0	0/0	0	2.2	4	3	3	3	2	0	0	2	14	.364	0	0	0	0	0
TOTAL	6.75	2-2	14	1	0	0/0	1	18.2	21	17	14	19	21	4	0	2	94	.296	4	1	0	1	2

#11 CHAD ROGERS P R/R JR. 6-5/236 MENTOR, OHIO

Year	ERA	W-L	App	GS	CG	SHO	SV	IP	H	R	ER	BB	SO	2B	3B	HR	BF	B/Avg	WP	HBP	BK	SFA	SHA
2021	13.50	1-0	3	0	0	0/0	0	4.0	8	6	6	7	1	2	0	0	25	.471	0	0	1	1	0
2022	13.86	0-0	8	0	0	0/0	0	12.1	22	19	19	9	10	4	1	0	71	.400	3	3	0	4	0
2023	6.75	1-0	4	0	0	0/0	0	5.1	4	4	4	5	4	0	1	1	25	.222	3	1	0	1	0
TOTAL	12.05	2-0	15	0	0	0/0	0	21.2	34	29	29	21	15	6	2	1	121	.378	6	4	1	6	0

#20 BLAISE SCLAFANI P R/R SR.+ 6-6/198 SOUDERTON, PA.

Year	ERA	W-L	App	GS	CG	SHO	SV	IP	H	R	ER	BB	SO	2B	3B	HR	BF	B/Avg	WP	HBP	BK	SFA	SHA
2019*	4.42	1-0	12	0	0	0/0	0	18.1	12	11	9	19	14	2	0	1	60	.200	2	6	0	3	0
2020*	4.76	0-0	4	0	0	0/0	0	5.2	5	4	3	2	5	0	0	0	20	.250	3	2	0	0	0
2021	18.00	0-0	2	0	0	0/0	0	1.0	2	2	2	4	1	0	0	0	10	.500	2	1	0	1	0
2022	0.00	0-0	4	0	0	0/0	0	1.1	2	1	0	3	1	0	0	1	9	.400	0	1	0	0	0
2023	18.00	0-0	1	0	0	0/0	0	1.0	0	2	2	2	1	1	0	0	6	.000	0	1	0	0	0
TOTAL	5.27	1-0	23	0	0	0/0	0	27.1	21	20	16	30	22	3	0	0	105	.350	7	11	0	4	0
at PSU	10.80	0-0	7	0	0	0/0	0	3.1	4	5	4	9	3	1	0	1	25	.333	2	3	0	1	0

*At UMass Lowell (2019-20)

#41 JOSH SPIEGEL C/LB R/R R-SR. 6-3/230 JEANNETTE, PA.

Year	Avg	GP-GS	AB	R	H	2B	3B	HR	RBI	TB	SLG%	BB	HBP	SO	GDP	OB%	SF	SH	SB-ATT	PO	A	E	FLD%
2019*																							
2020*	.500	3-0	4	0	2	0	0	0	1	2	.500	0	0	1	0	.500	0	0	0-0	7	0	0	1.000
2021	.261	38-38	134	19	35	10	1	4	22	59	.440	10	2	43	3	.320	1	2	1-1	134	12	4	.973
2022	.300	55-53	207	34	62	17	2	10	43	113	.546	22	4	62	5	.374	2	0	0-0	307	10	8	.975
2023	.317	17-16	63	10	20	2	0	1	12	25	.397	5	0	15	0	.368	0	0	0-0	61	6	1	.985
TOTAL	.292	113-107	408	63	119	29	3	15	78	198	.488	37	6	121	8	.357	3	2	1-1	509	28	13	.976
at PSU	.290	110-107	404	63	117	29	3	15	77	196	.488	37	6	120	8	.356	3	2	1-1	502	28	13	.976

*At Oklahoma State (2019-20)

CAREER STATS

#30 ANTHONY STEELE 1B/OF/P L/L SO. 6-4/230 SHELTON, CONN.

Year	ERA	W-L	APP	GS	CG	SHO	SV	IP	H	R	ER	BB	SO	2B	3B	HR	BF	BAA	WP	HBP	BK	SFA	SHA
2022	15.19	0-0	7	1	0	0/0	0	5.1	10	11	9	7	9	1	1	0	40	.370	2	6	0	0	0
2023	10.12	0-0	2	0	0	0/0	0	2.2	3	4	3	2	6	2	0	0	14	.250	1	0	0	0	0
TOTAL	13.50	0-0	9	1	0	0/0	0	8.0	13	15	12	9	15	3	1	0	54	.333	3	6	0	0	0

Year	Avg	GP-GS	AB	R	H	2B	3B	HR	RBI	TB	SLG%	BB	HBP	SO	GDP	OB%	SF	SH	SB-ATT	PO	A	E	FLD%
2022	.237	38-28	97	5	23	1	1	1	10	29	.299	12	2	30	1	.333	0	0	1-1	38	0	3	.927
2023	.250	21-18	68	10	17	3	0	1	11	23	.338	9	0	22	1	.333	1	0	3-4	130	5	2	.985
TOTAL	.242	59-46	165	15	40	4	1	2	21	52	.315	21	2	52	2	.333	1	0	4-5	168	5	5	.972

#9 CONNOR THRONEBERRY 1B/P R/R FR. 6-6/235 ST. LOUIS, MO.

Year	ERA	W-L	APP	GS	CG	SHO	SV	IP	H	R	ER	BB	SO	2B	3B	HR	BF	BAA	WP	HBP	BK	SFA	SHA
2022	-	-	-	-	-	-	-	-	-	-	-	-	-	-	-	-	-	-	-	-	-	-	-
2023	7.84	0-1	8	0	0	0/0	0	10.1	14	9	9	8	11	4	0	1	51	.333	0	0	0	1	0
TOTAL	7.84	0-1	8	0	0	0/0	0	10.1	14	9	9	8	11	4	0	1	51	.333	0	0	0	1	0

Year	Avg	GP-GS	AB	R	H	2B	3B	HR	RBI	TB	SLG%	BB	HBP	SO	GDP	OB%	SF	SH	SB-ATT	PO	A	E	FLD%
2022	.333	3-0	3	1	1	0	0	0	0	1	.333	0	0	2	0	.333	0	0	0-0	3	0	0	1.000
2023	-	-	-	-	-	-	-	-	-	-	-	-	-	-	-	-	-	-	-	-	-	-	-
TOTAL	.333	3-0	3	1	1	0	0	0	0	1	.333	0	0	2	0	.333	0	0	0-0	3	0	0	1.000

#32 TY TORTI IF S/R FR. 5-11/192 RALEIGH, N.C.

Year	Avg	GP-GS	AB	R	H	2B	3B	HR	RBI	TB	SLG%	BB	HBP	SO	GDP	OB%	SF	SH	SB-ATT	PO	A	E	FLD%
2023	1.000	3-0	1	2	1	0	0	0	0	1	1.000	2	1	0	0	1.000	0	0	0-0	2	2	1	.800
TOTAL	1.000	3-0	1	2	1	0	0	0	0	1	1.000	2	1	0	0	1.000	0	0	0-0	2	2	1	.800

#12 KELLAN TULIO LHP L/L JR. 6-2/225 EMMAUS, PA.

Year	ERA	W-L	APP	GS	CG	SHO	SV	IP	H	R	ER	BB	SO	2B	3B	HR	BF	BAA	WP	HBP	BK	SFA	SHA
2020*	6.75	0-0	4	0	0	0/0	0	2.2	4	2	2	2	2	0	0	0	13	.364	0	0	1	0	0
2021*	15.43	0-0	4	0	0	0/0	0	2.1	3	4	4	3	1	0	0	0	14	.300	1	1	0	0	0
2022	6.15	2-3	14	9	0	0/0	1	33.2	32	29	23	25	41	7	1	3	164	.248	4	7	0	1	2
2023	12.46	0-0	3	1	0	0/0	0	4.1	6	6	6	4	6	3	0	0	24	.333	1	1	0	0	1
TOTAL	7.33	2-3	25	10	0	0/0	1	43.0	45	41	35	34	50	10	1	3	215	.268	6	9	0	1	3
at PSU	6.87	2-3	17	10	0	0/0	1	38.0	38	35	29	29	47	10	1	3	188	.259	5	8	0	1	3

*At Louisville (2020-21)

#42 BRANDON WINGENROTH IF R/R FR. 5-11/170 MANHEIM, PA.

Year	Avg	GP-GS	AB	R	H	2B	3B	HR	RBI	TB	SLG%	BB	HBP	SO	GDP	OB%	SF	SH	SB-ATT	PO	A	E	FLD%
2023	-	-	-	-	-	-	-	-	-	-	-	-	-	-	-	-	-	-	-	-	-	-	-
TOTAL	-	-	-	-	-	-	-	-	-	-	-	-	-	-	-	-	-	-	-	-	-	-	-

HEAD COACH ROB COOPER



16

ROB COOPER
MIAMI (FLA.), 1994
OVERALL: 474-486 (18TH YR)
PSU: 187-256 (10TH YR)

Head Coach

The 2023 baseball season is Rob Cooper's 10th as head coach of the Nittany Lion baseball program. Cooper was selected as the 14th head baseball coach in Penn State history on August 9, 2013. Not shy about stating his ultimate goal of returning Penn State to Omaha in June, the Lions have made significant strides under his leadership.

Under his tutelage, 12 players have been drafted and 13 total have signed with MLB teams in the last five seasons with a full draft. However, his strong belief in the first part of the term "student-athlete" is perhaps the top reason he has proven to be an excellent fit at Penn State. Even with state-of-the-art facilities, the chance to take on elite competition and a program history that includes five trips to the College World Series, Cooper cites the value of a Penn State degree as one of the top reasons to play baseball at Penn State.

In 2022, Cooper led the Nittany Lions to their first Big Ten Tournament appearance since 2012. Penn State finished the season with a 26-29 record, including an 11-13 mark in the Big Ten. The Nittany Lions earned the No. 6 seed in the Big Ten Tournament, picking up a 5-2 win over No. 3 seed Iowa to open the tournament.

The Nittany Lions won Big Ten series against Purdue, Minnesota and Michigan State, sweeping the Spartans. Penn State also earned a win in each series against Rutgers, No. 23 Maryland, Northwestern and Ohio State.

In non-conference action, the Nittany Lions' wins included an 8-4 win at West Virginia and a 19-6 win over Pitt in PNC Park, highlighted by a 14-run top of the ninth.

Penn State had two All-Big Ten selections, led by first team selection Matt Wood. The junior catcher won the Big Ten batting average title in the regular season (.395) and led the Nittany Lions in average (.379), hits (75), runs (55), homers (12), RBI (53), total bases (132), slugging percentage (.667), on-base percentage (.480) and walks (36). Wood's incredible season included a 26-game hit streak and a 36-game reached-base streak. Wood was PSU's first All-Big Ten first-team selection since Jordan Steranka in 2012) and Penn State's 16th first team selection in program history and the third catcher to earn first team honors.

Wood finished the season ranking fourth at PSU in runs (55), sixth in total bases (132), tied seventh in walks (36), tied eighth in hits (75) and RBI (53) and ninth in homers (12) and slugging percentage (.667).

Wood was selected in the fourth round (132nd overall) by the Milwaukee Brewers in the 2022 MLB Draft. Wood is the highest-selected position player in program history. The previous highest was catcher Ben Heath (fifth round, 153rd overall) by the Houston Astros.

In 24 Big Ten regular season games, Penn State collected 83 extra-base hits, including 43 doubles, 11 triples and 29 homers. Penn State set a program record with 19 triples in 2022, bettering the previous record of 18 in 1986, 2007 and 2010.

On the mound, the Nittany Lions' pitching staff set a program record with 503 strikeouts. Penn State tallied 21 games with 10+ strikeouts and 16 games allowing three or less earned runs. Six pitchers recorded at least 40 strikeouts. In 49 of 55 games, Penn State's starting pitcher was a Pennsylvania native.

In the classroom, Wood was a third-team CoSIDA Academic All-American.

The Nittany Lions finished the 2021 season with an 18-24 record, playing against exclusively Big Ten opponents. The wins included a 3-2 victory over No. 18 Michigan on March 26 and a series sweep over Michigan State in which Penn State out-scored the Spartans, 39-13. The Nittany Lions also won two series against Rutgers. Penn State scored 10 or more runs in six games, Penn State's most against Big Ten opponents since 2008 (8) and the most in a

season since 2016.

Penn State had four players drafted from the 2021 squad. Conor Larkin was selected in the ninth round (272nd overall) by the Toronto Blue Jays. Justin Williams was a 17th round selection (508th overall) by the Houston Astros and Kyle Virbitsky followed, being selected 518th overall by the Oakland A's. Bailey Dees was drafted in the 18th round (543rd overall) by the New York Yankees. All three members of the starting rotation were drafted, making Penn State one of only four schools to accomplish that in 2021.

Penn State baseball's trip to Cuba prior to the 2016 season is perhaps the best example of Cooper's commitment to the first part of the "student-athlete" term. The Nittany Lions attended academic lectures and toured Havana, becoming the first NCAA Division I team to compete against a Cuban National Series team, the first U.S. team at any level to defeat a Cuban National Series team, the first U.S. baseball team to play in Cuba since restoration of diplomatic ties with Cuba, the second NCAA team to play in Cuba since restoration of diplomatic ties (Coastal Carolina men's basketball, August 2015) and the fifth NCAA Division I baseball team to compete in post-revolutionary Cuba. The harmony between academics and athletics was on full display, as multiple Penn State professors and a group of journalism students also joined the travel party.

The rare, once-in-a-lifetime experience helped bring a young Penn State team together, and the Lions went on to earn their first winning record (overall and in conference) since 2012. The starting lineup included at least three freshmen in all but six games and five to six freshmen in 19 games, and took on nine eventual NCAA tournament teams, including a three-game series at home against College World Series participant TCU. The Lions' 28 wins were a 10-win improvement over the previous season, and its 12 Big Ten wins doubled the 2015 total. Haley and Anderson were the first drafted out of Penn State since 2012, and Anderson and senior outfielder Greg Guers became the program's first All-Big Ten picks also since 2012. Pitcher Justin Hagenman became Penn State's first Louisville Slugger Freshman All-American since 1997.

Shortly after Cooper accepted the PSU head coaching position in 2014, the California native traveled to Taichung, Taiwan to serve as the head coach of USA Baseball's 18U National Team at the IBAF U18 World Cup. Cooper steered Team USA to an 8-1 record in World Cup play, including seven consecutive victories to win the gold medal.

Not long after the triumph in Taiwan, Cooper received one of the highest honors bestowed in the profession, as he was announced as the Rod Dedeaux USA Baseball Coach of the Year. With the honor, Cooper became just the 16th individual in the award's history to receive the accolade, joining the likes of Scott Brosius, Davey Johnson and Tommy Lasorda.

Cooper was also a member of the coaching staff for the 2007 and 2009 USA College National teams. The 2007 team earned a silver medal at the Pan Am Games in Rio de Janeiro, Brazil. Fourteen of the 20 players on the 2007 team reached the Major Leagues, including 2013 All-Star Pedro Alvarez. Fourteen of the 22 members of the 2009 team also reached the Major Leagues, including three-time All-Star Gerrit Cole.

Cooper brought an accomplished resume to Penn State that included three NCAA Tournament appearances as a head coach at Wright State and five more at various stops as an assistant coach, including two trips to the College World Series with Miami (Florida). Cooper was twice named the Horizon League Coach of the Year and guided Wright State to three league tournament championships and two regular-season championships after the team suffered six losing seasons in the seven years before his arrival.

Cooper began his coaching career at national power Miami, spending two seasons (1994-95) as a student/graduate assistant on the Hurricanes' staff. While at Miami, Cooper helped the Hurricanes to College World Series berths in 1994 and 1995. Cooper spent the 1996 season as an assistant and team academic coordinator at Wake Forest, then moved on to Tulane for the next two seasons, serving as the Green Wave's hitting coach. In 1997, the Green Wave won the Conference USA regular-season crown, and in 1998, they advanced to the NCAA Tournament. Cooper left Tulane following the 1998 season and returned to Sacramento City College, where he starred in the early 1990's before lettering at Miami in 1993.

Along with his college coaching experience, Cooper also was an associate scout for the Los Angeles Dodgers from 1990-92 and has been selected to four coaching stints with USA Baseball in 2000, 2007, 2009 and 2013.

Cooper earned his bachelor's degree in psychology from Miami in 1994 and a master's in sports sciences/administration from Miami in 1996. He is married to his wife, Maureen, and has two sons, Jake and Tyson, who are both current members of the Penn State baseball team.

OVERALL STATS

The Automated ScoreBook
 Overall Statistics for Penn State (as of Apr 04, 2023)
 (All games Sorted by Batting avg)

Record: 14-11 Home: 5-3 Away: 1-6 Neutral: 8-2 Conference: 1-5

Player	avg	gp-gs	ab	r	h	2b	3b	hr	rbi	tb	slg%	bb	hp	so	gdp	ob%	sf	sh	sb-att	po	a	e	fld%	
3 Bramley, Thomas	.330	25-25	91	19	30	6	1	3	15	47	.516	24	3	14	1	.483	0	0	3-4	170	16	0	1.000	
41 Spiegel, Josh	.317	17-16	63	10	20	2	0	1	12	25	.397	5	0	15	0	.368	0	0	0-0	61	6	1	.985	
22 Piacentino, Johnny	.305	24-24	95	22	29	3	1	2	13	40	.421	11	1	15	3	.383	0	0	7-7	44	2	0	1.000	
35 Gerlott, Billy	.302	23-23	86	8	26	3	1	2	15	37	.430	10	2	17	1	.388	0	0	2-2	42	1	1	.977	
1 Harry, Jay	.302	25-25	106	23	32	7	1	4	22	53	.500	10	3	8	2	.375	1	0	3-4	43	66	7	.940	
0 Norris, Grant	.298	16-16	57	10	17	5	0	2	20	28	.491	6	1	20	1	.369	1	0	0-1	5	21	5	.839	
28 Marsh, Bobby	.296	19-13	54	14	16	6	0	2	8	28	.519	4	0	15	0	.339	1	0	0-0	0	0	0	.000	
2 Hannon, Kyle	.284	25-25	95	28	27	7	0	6	13	52	.547	20	1	15	1	.414	0	0	17-19	42	69	2	.982	
13 Kelley, Tayven	.274	24-24	95	19	26	7	1	3	17	44	.463	8	0	33	0	.330	0	1	2-3	49	1	2	.962	
30 Steele, Anthony	.250	21-18	68	10	17	3	0	1	11	23	.338	9	0	22	1	.333	1	0	3-4	130	5	2	.985	

15 Franks, Brenden	1.000	3-0	2	1	2	1	0	0	0	3	1.500	0	0	0	0	1.000	0	0	0-0	2	1	0	1.000	
32 Torti, Ty	1.000	3-0	1	2	1	0	0	0	0	1	1.000	2	1	0	0	1.000	0	0	0-0	2	2	1	.800	
4 Cooper, Tyson	.300	13-2	20	5	6	1	1	0	5	9	.450	1	2	4	0	.391	0	0	2-2	30	3	2	.943	
7 Pittaro, CJ	.263	10-4	19	3	5	0	0	0	3	5	.263	2	0	4	0	.333	0	0	0-0	36	0	0	1.000	
40 Kailher, Ben	.259	12-8	27	8	7	2	0	1	6	12	.444	4	0	7	0	.355	0	2	2-3	3	11	4	.778	
19 Cease, Derek	.250	10-0	4	3	1	0	0	0	0	1	.250	0	0	1	0	.250	0	0	0-0	1	1	0	1.000	
23 Cooper, Jake	.200	7-2	10	2	2	0	0	0	3	2	.200	1	0	4	0	.250	1	0	0-0	0	0	1	.000	
Totals	.296	25	893	187	264	53	6	27	163	410	.459	117	14	194	10	.384	5	3	41-49	668	233	31	.967	
Opponents	.263	25	867	160	228	44	5	24	142	354	.408	137	40	233	16	.385	8	7	14-24	648	231	27	.970	

LOB - Team (197), Opp (231). DPs turned - Team (18), Opp (12). IBB - Team (2), Bramley, T. 1, Piacentino 1, Opp (2). Picked off - Hannon, K. 3, Kelley, T. 1.

(All games Sorted by Earned run avg)

Player	era	w-l	app	gs	cg	sho	sv	ip	h	r	er	bb	so	2b	3b	hr	b/avg	wp	hp	bk	sfa	sha
33 Luensmann, Travis	3.06	4-1	7	5	0	0/0	1	32.1	21	13	11	21	36	2	2	1	.188	5	10	0	1	0
24 Henline, Jaden	3.49	3-1	8	2	0	0/0	1	28.1	26	11	11	10	18	3	1	2	.245	2	2	1	1	1
21 Miller, Steven	3.81	1-2	9	1	0	0/0	1	26.0	26	13	11	7	28	4	0	2	.263	1	1	0	0	1
37 Morales, Jordan	5.54	2-0	9	3	0	0/0	1	26.0	25	16	16	13	24	8	0	5	.253	3	2	0	1	2
44 Ouderkirk, Daniel	6.04	1-3	7	7	0	0/0	0	28.1	24	22	19	21	45	2	1	3	.222	4	9	0	1	2

43 Coffin, Jacob	1.00	0-0	4	0	0	0/0	0	9.0	7	2	1	3	7	1	0	1	.212	1	2	0	0	0
31 Partridge, Ryan	5.40	1-0	9	0	0	0/0	0	10.0	13	9	6	8	14	5	0	0	.310	1	1	0	0	0
11 Rogers, Chad	6.75	1-0	4	0	0	0/0	0	5.1	4	4	4	5	4	0	1	1	.222	3	1	0	1	0
9 Throneberry, Connor	7.84	0-1	8	0	0	0/0	0	10.1	14	9	9	8	11	4	0	1	.333	0	0	0	1	0
27 Molsky, Tommy	8.64	1-3	7	4	0	0/0	0	16.2	23	21	16	18	13	5	0	4	.311	4	6	0	0	0
10 DeMell, Ben	9.37	0-0	7	2	0	0/0	1	16.1	27	19	17	10	14	4	0	1	.360	0	3	0	1	0
30 Steele, Anthony	10.12	0-0	2	0	0	0/0	0	2.2	3	4	3	2	6	2	0	0	.250	1	0	0	0	0
25 Renner, Chase	10.12	0-0	1	0	0	0/0	0	2.2	4	3	3	3	2	0	0	2	.364	0	0	0	0	0
29 Kohls, Carson	10.80	0-0	4	0	0	0/0	0	3.1	5	6	4	2	4	1	0	1	.333	2	1	0	1	0
12 Tulio, Kellan	12.46	0-0	3	1	0	0/0	0	4.1	6	6	6	4	6	3	0	0	.333	1	1	0	0	1
20 Sclafani, Blaise	18.00	0-0	1	0	0	0/0	0	1.0	0	2	2	2	1	0	0	0	.000	0	1	0	0	0
Totals	5.62	14-11	25	25	0	0/0	5	222.2	228	160	139	137	233	44	5	24	.263	28	40	1	8	7
Opponents	6.67	11-14	25	25	0	0/0	4	216.0	264	187	160	117	194	53	6	27	.296	39	14	2	5	3

PB - Team (2), Bramley, T. 2, Opp (4). Pickoffs - Team (2), Morales 1, Partridge, R 1, Opp (4). SBA/ATT - Bramley, T. (8-15), Spiegel, J. (3-5), Miller, S. (1-4), Luensmann, T (2-4), Cooper, T. (3-3), Henline, J. (1-3), Ouderkirk, D (2-3), Throneberry (2-2), DeMell, B. (2-2), Molsky, T. (2-2), Partridge, R (2-2), Morales (0-2).

CONFERENCE STATS

The Automated ScoreBook
 Conference statistics for Penn State (as of Apr 02, 2023)
 (Conference games only Sorted by Batting avg)

Record: 1-5 Home: 1-2 Away: 0-3 Conference: 1-5

Player	avg	gp-gs	ab	r	h	2b	3b	hr	rbi	tb	slg%	bb	hp	so	gdp	ob%	sf	sh	sb-att	po	a	e	fld%	
3 Bramley, Thomas	.364	6-6	22	3	8	2	0	1	4	13	.591	3	1	2	0	.462	0	0	0-0	43	3	0	1.000	
35 Gerlott, Billy	.316	6-6	19	1	6	0	1	1	2	11	.579	4	0	2	1	.435	0	0	0-0	13	0	1	.929	
0 Norris, Grant	.313	5-5	16	1	5	3	0	0	4	8	.500	2	1	4	0	.421	0	0	0-0	2	10	3	.800	
41 Spiegel, Josh	.313	5-4	16	1	5	1	0	0	4	6	.375	1	0	3	0	.353	0	0	0-0	7	0	0	1.000	
22 Piacentino, Johnny	.304	6-6	23	4	7	0	1	1	3	12	.522	1	0	3	1	.333	0	0	1-1	10	0	0	1.000	
13 Kelley, Tayven	.261	6-6	23	4	6	0	0	1	2	9	.391	0	0	6	0	.261	0	0	0-0	9	0	1	.900	
2 Hannon, Kyle	.261	6-6	23	5	6	4	0	1	2	13	.565	4	0	4	1	.370	0	0	1-1	6	15	0	1.000	
28 Marsh, Bobby	.250	4-3	12	2	3	2	0	0	1	5	.417	0	0	5	0	.250	0	0	0-0	0	0	0	.000	
1 Harry, Jay	.200	6-6	25	4	5	0	0	1	2	8	.320	0	1	2	1	.231	0	0	0-0	8	22	1	.968	
30 Steele, Anthony	.000	4-2	9	0	0	0	0	0	0	0	.000	0	0	3	0	.000	0	0	0-0	20	1	0	1.000	
7 Pittaro, CJ	.000	5-3	9	0	0	0	0	0	0	0	.000	1	0	2	0	.100	0	0	0-0	26	0	0	1.000	

15 Franks, Brenden	1.000	1-0	1	1	1	1	0	0	0	2	2.000	0	0	0	0	1.000	0	0	0-0	0	1	0	1.000	
4 Cooper, Tyson	.000	3-0	3	0	0	0	0	0	0	0	.000	0	1	1	0	.250	0	0	0-0	5	0	0	1.000	
40 Kailher, Ben	.000	2-1	3	0	0	0	0	0	0	0	.000	0	0	2	0	.000	0	1	0-0	0	0	1	.000	
23 Cooper, Jake	.000	1-0	1	0	0	0	0	0	0	0	.000	0	0	0	0	.000	0	0	0-0	0	0	0	.000	
19 Cease, Derek	.000	3-0	1	1	0	0	0	0	0	0	.000	0	0	0	0	.000	0	0	0-0	0	1	0	1.000	
Totals	.252	6	206	27	52	13	2	6	24	87	.422	16	4	39	4	.319	0	1	2-2	153	57	8	.963	
Opponents	.305	6	210	56	64	14	2	5	52	97	.462	31	12	47	1	.416	4	2	1-2	159	56	2	.991	

LOB - Team (41), Opp (50). DPs turned - Team (2), Opp (6).

(Conference games only Sorted by Earned run avg)

Player	era	w-l	app	gs	cg	sho	sv	ip	h	r	er	bb	so	2b	3b	hr	b/avg	wp	hp	bk	sfa	sha
21 Miller, Steven	0.96	0-0	2	0	0	0/0	0	9.1	6	1	1	2	10	0	0	0	.188	0	0	0	0	1
24 Henline, Jaden	3.27	1-1	2	2	0	0/0	0	11.0	9	4	4	3	5	2	1	0	.231	0	1	0	0	0
33 Luensmann, Travis	4.50	0-1	2	1	0	0/0	1	8.0	8	6	4	5	13	2	1	0	.242	1	3	0	0	0

43 Coffin, Jacob	0.00	0-0	1	0	0	0/0	0	2.0	2	1	0	1	1	1	0	0	.222	0	0	0	0	0
11 Rogers, Chad	0.00	0-0	1	0	0	0/0	0	1.0	0	0	0	2	1	0	0	0	.000	1	0	0	0	0
27 Molsky, Tommy	9.00	0-0	1	0	0	0/0	0	3.0	4	4	3	0	2	0	0	2	.308	0	2	0	0	0
29 Kohls, Carson	9.00	0-0	2	0	0	0/0	0	2.0	4	4	2	1	2	1	0	0	.400	2	1	0	1	0
31 Partridge, Ryan	15.00	0-0	2	0	0	0/0	0	3.0	6	7	5	3	3	2	0	0	.375	0	1	0	0	0
37 Morales, Jordan	15.43	0-0	2	1	0	0/0	0	4.2	8	8	8	4	3	3	0	1	.381	2	0	0	1	0
9 Throneberry, Connor	19.29	0-1	2	0	0	0/0	0	2.1	7	5	5	2	3	2	0	1	.583	0	0	0	1	0
44 Ouder Kirk, Daniel	21.21	0-2	2	2	0	0/0	0	4.2	7	11	11	7	4	1	0	1	.368	0	3	0	1	1
10 DeMell, Ben	99.00	0-0	1	0	0	0/0	0	0.0	3	5	5	1	0	0	0	0	1.000	0	1	0	0	0
Totals	8.47	1-5	6	6	0	0/0	1	51.0	64	56	48	31	47	14	2	5	.305	6	12	0	4	2
Opponents	4.58	5-1	6	6	0	0/0	2	53.0	52	27	27	16	39	13	2	6	.252	6	4	0	0	1

PB - Team (1), Bramley, T. 1. SBA/ATT - Bramley, T. (1-2), Henline, J. (0-1), Luensmann, T (1-1).

RADIO/TV ROSTER



0 Grant Norris
IF, Gr.



1 Jay Harry
IF, Jr.



2 Kyle Hannon
IF/OF, Jr.



3 Thomas Bramley
IF/C, Gr.



4 Tyson Cooper
C/IF, R-Jr.



5 Carson Ertter
LHP, Sr.



7 C.J. Pittaro
IF, Jr.



8 Jimmy Nugent
C, Fr.



9 Connor Throneberry
1B/P, R-Fr.



10 Ben DeMell
RHP, R-Fr.



11 Chad Rogers
RHP, Jr.



12 Kellan Tulio
LHP, Sr.



13 Tayven Kelley
OF, Sr.



15 Brenden Franks
1B, Sr.



17 Seneca Gregory
RHP, R-Fr.



19 Derek Cease
IF/P, So.



20 Blaise Sclafani
RHP, Sr.+



21 Steven Miller
RHP, Sr.+



22 Johnny Piacentino
OF, Sr.



23 Jake Cooper
IF, R-Fr.



24 Jaden Henline
RHP, Jr.



25 Chase Renner
RHP, So.



27 Tommy Molsky
RHP, So.



28 Bobby Marsh
OF/1B, Sr.



29 Carson Kohls
RHP, Jr.



30 Anthony Steele
1B/OF/P, Fr.



31 Ryan Partridge
LHP, Jr.



32 Ty Torti
IF, Fr.



33 Travis Luensmann
RHP, Jr.



34 CJ Carmichael
IF, Fr.



35 Billy Gerlott
OF/1B, R-So.



36 Aiden Coleman
RHP, Fr.



37 Jordan Morales
LHP, Sr.



40 Ben Kailher
IF, Sr.



41 Josh Spiegel
C/1B, R-Sr.



42 Brandon Wingenroth
IF/P, Fr.



43 Jacob Coffin
LHP, Fr.



44 Daniel Ouderkirk
RHP, Gr.



49 James Lordi
LHP, Fr.