



WISCONSIN BASKETBALL

26 NCAA TOURNAMENT APPEARANCES ■ 4 FINAL FOURS ■ 23 BIG TEN CHAMPIONSHIPS ■ 22 CONSENSUS ALL-AMERICANS

WISCONSIN BADGERS

13-9, 5-7 BIG TEN



Rankings (AP/Coaches): --/--
Head Coach: Greg Gard
Record at Wisconsin: 157-87 (8th Season)
Overall Record: 157-87 (8th Season)

VS.

PENN STATE NITTANY LIONS

14-9, 5-7 BIG TEN



Rankings (AP/Coaches): --/--
Head Coach: Micah Shrewsberry
Record at PSU: 28-26 (2nd season)
Overall Record: 28-26 (2nd season)

WEDNESDAY, FEB. 8 ■ 7:30 PM (CT) ■ UNIVERSITY PARK, PA. ■ BRYCE JORDAN CENTER ■ BIG TEN NETWORK

WISCONSIN BEGIN 2-GAME ROAD TRIP AT PENN STATE

- Wisconsin looks for its second-straight win on the road, playing at Penn State on Wednesday. Tip-off is set for 7:30 p.m. CT on Big Ten Network. UW has won 17 of the last 18 vs. PSU, including a win earlier this season.
- Up next, the Badgers remain on the road and will travel to face Nebraska on Saturday. Tip is scheduled for 3 p.m. CT on Big Ten Network.

FAST BREAK FACTS

- Wisconsin is 13-4, including 5-2 in the Big Ten with its full strength starting lineup. On the contrary, the Badgers are 0-5 this season when missing one of their starters due to injury.
 - UW went 0-3 without leading scorer, Tyler Wahl, in the lineup and has dropped its last 2 games without starter Max Klesmit.
- The Badgers have played the 7th-toughest schedule in the NCAA according to ESPN. They have posted 4 Quad wins and a record of 7-9 in Quad 1/2 games, with zero losses outside the top two quadrants.
- The Badgers have played 13 games this season decided by 5 points or less (3 overtime games), holding a 8-5 record in those contests.
 - UW is now 20-8 in games decided by 5 or fewer points over the last 2 seasons.
- Wisconsin ranks 5th in the B1G in 3FG% (36.1%). That percentage would signify the Badgers' best since the 2013-14 season. (pg 5)
 - The Badgers also rank 2nd in the conference this season making 8.4 3FGs/game.
 - UW is 8-2 this year (72-11 all-time under Gard) when shooting at least 40.0% from 3FG.
- Head coach **Greg Gard** became the 4th UW coach in history to reach 150 wins earlier this season, joining Hall of Famers Walter Meanwell, Bud Foster & Bo Ryan. (pg 4)
 - The 2022 Big Ten Coach of the Year and a Naismith National Coach of the Year finalist, Gard has led the Badgers to Big Ten titles in 2 of the last 3 seasons, plus 5 of the 6 NCAA tournaments during his tenure.
- Wisconsin is allowing 62.7 ppg, which ranks 5th in the Big Ten. (pg 7)



Over the last 10 games, **Chuckie Hepburn** is averaging **13.5 pts, 3.6 ast** and **1.8 stl per game**, while shooting an impressive **45.7% 3FG**.

- The Badgers rank 2nd in the nation averaging 8.9 turn-overs per game. Last year, UW led the NCAA with 8.7 TOs/game. (pg 5)
- Point guard **Chuckie Hepburn** leads UW averaging 12.6 ppg with a 2.09 assist-to-turnover ratio. Defensively, he ranks 4th in Big Ten play averaging 1.9 steals per game. (pg 5)
 - Ranks 2nd in the Big Ten shooting 47.4% 3FG (min. 20 3FGs) - up from 34.8% 3FG last year.
- **Steven Crowl** has scored in double figures in 11 of the last 16 games (with three 20+ point games). In Big Ten play, Crowl is averaging 12.6 points and 7.0 rebounds. (pg 6)
 - On the season, the 7-footer ranks 2nd for the Badgers averaging 2.7 assists per game.
- Freshman **Connor Essegian** is establishing himself as one of the Big Ten's best freshmen, scoring 11.0 ppg while shooting over 43.4% from 3-point range for UW. (pg 6)
- Senior **Tyler Wahl** ranks 3rd for UW in points (11.8 ppg), 2nd in rebounds (5.6 rpg), 3rd in assists and 3rd in steals. (pg 7)
- This year marks the 125th season of Wisconsin men's basketball and UW will be celebrating the history of one of the Big Ten's most successful programs all year long. (pg 7)
- Wisconsin is also celebrating the 25th year of the Kohl Center, owning an all-time record of 342-65 (.840) all-time in the building. (pg 9)
 - Last season, Wisconsin led the Big Ten and ranked 7th nationally in attendance.

WISCONSIN'S POTENTIAL STARTERS

No.	Name	Pts.	Reb.	Ast.	Of Note
3	CONNOR ESSEGIAN	11.0	3.4	0.8	Shooting 43.4% 3FG (49-113), averaging 2.2 triples per game
5	TYLER WAHL	11.8	5.6	2.1	Preseason All-Big Ten pick; 2023 Julius Erving Award Watch
11	MAX KLESMIT	7.3	2.6	1.5	Since returning from injury: 10 ppg (40% FG) and 4.0 rpg
22	STEVEN CROWL	12.0	6.9	2.7	Double-figure scoring 11 of last 16 games (three 20+pt games)
23	CHUCKY HEPBURN	12.6	3.0	3.2	47.4% 3FGs (46-97); in Big Ten play 2.3 AST-to-TO and 1.9 spg

2022-23 SCHEDULE

Nov. 7	SOUTH DAKOTA	W, 85-59
BREW CITY BATTLE (Milwaukee, Wis.)		
Nov. 11	vs. Stanford	W, 60-50
Nov. 15	GREEN BAY	W, 56-45
BATTLE 4 ATLANTIS (Paradise Island, Bahamas)		
Nov. 23	vs. Dayton	W, 43-42
Nov. 24	vs. Kansas [3]	L, 68-69 (ot)
Nov. 25	vs. USC	W, 64-59
Nov. 29	WAKE FOREST ^	L, 75-78
Dec. 3	at Marquette	W, 80-77 (ot)
Dec. 6	MARYLAND [13]	W, 64-59
Dec. 11	at Iowa	W, 78-75 (ot)
Dec. 15	LEHIGH	W, 78-56
Dec. 23	GRAMBLING STATE	canceled
Dec. 30	WESTERN MICHIGAN	W, 76-66
Jan. 3	MINNESOTA	W, 63-60
Jan. 7	at Illinois	L, 69-79
Jan. 10	MICHIGAN STATE	L, 65-69
Jan. 14	at Indiana	L, 45-63
Jan. 17	PENN STATE	W, 63-60
Jan. 23	at Northwestern	L, 63-66
Jan. 25	at Maryland	L, 55-73
Jan. 28	ILLINOIS	L, 51-61
Feb. 2	at Ohio State	W, 65-60
Feb. 5	NORTHWESTERN	L, 52-54
Feb. 8	at Penn State	7:30 PM
Feb. 11	at Nebraska	3 PM
Feb. 14	MICHIGAN	8 PM
Feb. 18	RUTGERS [24]	11 AM
Feb. 22	IOWA	8 PM
Feb. 26	at Michigan	1 PM
March 2	PURDUE [1]	8 PM
March 5	at Minnesota	6:30 PM
BIG TEN TOURNAMENT - Chicago, Ill.		
Mar. 8-12 at United Center		
NCAA TOURNAMENT		
Mar. 16-19 Rounds 1-2		
Mar. 23-26 Sweet 16 / Elite 8		
April 1-3 Final Four / Championship Houston, Texas		

All times listed Central Standard Time
^ Big Ten/ACC Challenge
Home games in **BOLD CAPS**

FOLLOW THE #BADGERS

TV: BIG TEN NETWORK

FOX Sports App | foxsports.com/live/btn

- Play-by-Play: Jason Horowitz
- Analyst: Shon Morris

RADIO: BADGER SPORTS NETWORK

App: iHeartRadio | Sirius Satellite: SiriusXM 381

- Play-by-Play: Matt Lepay
- Analyst: Mike Lucas

SOCIAL MEDIA: #ONWISCONSIN

- Twitter: @BadgerMBB
- TikTok: badger_mbb
- Instagram: badgermbb
- Facebook: /WisconsinMensBasketball
- YouTube: /WisconsinBadgers

BASKETBALL COMMUNICATIONS

GENERAL INFORMATION

- Address: 1440 Monroe Street, Madison, WI 53711
- Website: UWBadgers.com
- Press Box Phone: (608) 262-7766

BRANDON HARRISON
ASSISTANT DIRECTOR OF BRAND COMMUNICATIONS (PRIMARY)



- Phone: (608) 279-8653
- Email: bah@athletics.wisc.edu
- Twitter: @BrandonHarrison

PATRICK HERB
DIRECTOR OF COMMUNICATIONS AND BRAND STRATEGY (SECONDARY)



- Phone: (608) 957-2085
- Email: pah@athletics.wisc.edu
- Twitter: @PatrickHerb

MEDIA RESOURCES

CREDENTIAL APPLICATIONS

- www.sportssystem.com/Wisconsin

BIG TEN MEDIA EMAIL LIST

- office.bigten.org/media

WISCONSIN BASKETBALL RECORD BOOK

- go.wisc.edu/MBBRecordBook

WIRELESS INTERNET ACCESS (KOHL CENTER)

- BadgerWiFi (connect and register with email address)

LIVE STATS - STATBROADCAST (KOHL CENTER)

- Wisconsin.StatBroadcast.com (password: buckybadger)

OFFICIAL SOCIAL MEDIA CHANNELS

- Twitter: @BadgerMBB
- TikTok: @badger_mbb
- Instagram: @badgermbb
- Facebook: /WisconsinMensBasketball
- YouTube: /WisconsinBadgers

RADIO

Radio Station: WIBA (1310 AM)

Play-by-Play Announcer: Matt Lepay


Address: P.O. Box 99
 Madison, WI 53701
 Phone: 608-274-5450

Color Analyst: Mike Lucas

Address: 1440 Monroe St.
 Madison, WI 53711
 Phone: 608-252-6474

Credentials: 2022-23 men's basketball credentials must be requested online: www.sportssystem.com/Wisconsin


Contact Brandon Harrison with questions (608-279-8653). Approved credentials will be either mailed or made available at the Brand Communications Office or with the parking attendant (white vehicle) at the entrance to Lot 46 on Frances Street, one block north of the Kohl Center



0 JAHCOBI NEATH
 G, Sr., 6-4, 190
 Toronto, Ontario




2 JORDAN DAVIS
 G, Jr., 6-4, 200
 La Crosse, Wis.




3 CONNOR ESSEGIAN
 G, Fr., 6-4, 185
 Fort Wayne, Ind.



4 KAMARI MCGEE
 G, So., 6-0, 180
 Racine, Wis.



5 TYLER WAHL
 F, Sr., 6-9, 225
 Lakeville, Minn.




10 ISAAC LINDSEY
 G, So., 6-4, 185
 Mineral Point, Wis.




11 MAX KLESMIT
 G, Jr., 6-3, 200
 Neenah, Wis.



12 LUKE HAERTLE
 G, Fr., 6-3, 215
 Hartland, Wis.




13 JUSTIN TAPHORN
 G, Jr., 6-5, 215
 Pekin, Ill.



14 CARTER GILMORE
 F, Jr., 6-7, 225
 Hartland, Wis.



15 ISAAC GARD
 G, Fr., 6-2, 165
 Oregon, Wis.



21 CHRIS HODGES
 F, R-Fr., 6-9, 245
 Schaumburg, Ill.




22 STEVEN CROWL
 F, Jr., 7-0, 245
 Eagan, Minn.



23 CHUCKY HEPBURN
 G, So., 6-2, 205
 Omaha, Neb.



30 ROSS CANDELINO
 G, Fr., 6-5, 185
 Jacksonville, Fla.



35 MARKUS ILLVER
 F, So., 6-8, 215
 Tallinn, Estonia



GREG GARD
 Head Coach
 8th season at UW



JOE KRABBHOFPT
 Associate Head Coach
 7th season at UW



DEAN OLIVER
 Assistant Coach
 6th season at UW



SHARIF CHAMBLISS
 Assistant Coach
 2nd season at UW

WISCONSIN BADGERS	POS	HT	WT	YR/ELIG	HOMETOWN (HS/LAST SCHOOL)	PRONUNCIATION	
0	Jahcobi Neath*	G	6-4	190	Sr./Sr.	Toronto, Ontario (Wake Forest)	Juh-KOBE KNEE-th
2	Jordan Davis**	G	6-4	200	Jr./Jr.	La Crosse, Wis. (Central)	
3	Connor Essegian	G	6-4	185	Fr./Fr.	Fort Wayne, Ind. (Central Noble)	eh-SEE-jin
4	Kamari McGee	G	6-0	180	So./So.	Racine, Wis. (Racine St. Catherine's)	cuh-MAR-ee
5	Tyler Wahl***	F	6-9	225	Sr./Sr.	Lakeville, Minn. (North)	WALL
10	Isaac Lindsey*	G	6-4	185	Jr./So.	Mineral Point, Wis. (UNLV)	LIN-zee
11	Max Klesmit	G	6-3	200	Jr./Jr.	Neenah, Wis. (Neenah)	KLEZ-mitt
12	Luke Haertle	G	6-3	215	Fr./Fr.	Hartland, Wis. (Lake Country Lutheran)	(rhymes with hurdle)
13	Justin Taphorn**	G	6-5	215	Jr./Jr.	Pekin, Ill. (Pekin)	
14	Carter Gilmore**	F	6-7	225	Jr./Jr.	Hartland, Wis. (Arrowhead)	
15	Isaac Gard	G	6-2	165	So./Fr.	Oregon, Wis. (Oregon)	
21	Chris Hodges	F	6-9	245	So./Fr.	Schaumburg, Ill. (Schaumburg)	
22	Steven Crowl**	F	7-0	245	Jr./Jr.	Eagan, Minn. (Eastview)	(rhymes with growl)
23	Chucky Hepburn*	G	6-2	205	So./So.	Omaha, Neb. (Bellevue West)	
30	Ross Candelino	G	6-5	185	Fr./Fr.	Jacksonville, Fla. (Ponte Vedra)	
35	Markus Ilver*	F	6-8	215	So./So.	Tallinn, Estonia (Western Reserve Academy)	ILL-ver

CHARTING THE BADGERS

CAREER GAMES PLAYED

	Games	Starts	Cons. Starts
Tyler Wahl	113	72	6
Jahcobi Neath	76	10	0
(UW total)	26	1	0
Max Klesmit	70	53	3
(UW total)	20	20	3
Steven Crowl	67	55	55
Jordan Davis	63	18	0
Chucky Hepburn	55	55	55
Carter Gilmore	53	3	0
Kamari McGee	48	21	0
(UW total)	18	0	0
Markus Ilver	24	0	0
Connor Essegian	22	5	5
Isaac Lindsey	22	0	0
Justin Taphorn	12	0	0
Chris Hodges	11	0	0
Ross Candelino	3	0	0
Isaac Gard	3	0	0

DOUBLE-DIGIT POINTS

	Career	'22-23	Cons.
Max Klesmit	38 (23-15)	6 (3-3)	0
(UW total)	6 (3-3)	6 (3-3)	0
Tyler Wahl	36 (27-9)	12 (8-4)	0
Chucky Hepburn	28 (22-6)	16 (11-5)	3
Steven Crowl	25 (20-5)	12 (8-4)	0
Kamari McGee	16 (2-14)	0 (0-0)	0
(UW total)	0 (0-0)	0 (0-0)	0
Connor Essegian	15 (9-6)	15 (9-6)	2
Jordan Davis	4 (3-1)	4 (3-1)	0

20-POINT SCORING GAMES

	Career	'22-23	Cons.
Max Klesmit	7 (4-3)	0 (0-0)	0
(UW total)	0 (0-0)	0 (0-0)	0
Tyler Wahl	5 (3-2)	2 (1-1)	0
Kamari McGee	5 (0-5)	0 (0-0)	0
Steven Crowl	5 (4-1)	3 (2-1)	0
Chucky Hepburn	2 (0-2)	2 (0-2)	0

30-POINT SCORING GAMES

	Career	'22-23	Cons.
No Active Players	--	-	-

DOUBLE-DIGIT REBOUNDS

	Career	'22-23	Cons.
Tyler Wahl	9 (6-3)	2 (1-1)	0
Steven Crowl	4 (3-1)	3 (2-1)	0
Connor Essegian	1 (0-1)	1 (0-1)	0

DOUBLE-DIGIT ASSISTS

	Career	'21-22	Cons.
No Active Players	--	--	--

DOUBLE-DOUBLES

	Career	'22-23	Cons.
Tyler Wahl	6 (4-2)	2 (1-1)	0
Steven Crowl	3 (2-1)	2 (1-1)	0
Connor Essegian	1 (0-1)	1 (0-1)	0

ALL-TIME VS. NORTHWESTERN

Wednesday's game against the Nittany Lions marks the 55th meeting between Wisconsin and Penn State. UW owns a 43-11 edge in the all-time series.

- UW has won 17 of the last 18 and 30 of the last 33 meetings with PSU dating back to 2004.
- Wisconsin won this season's first meeting, 63-60, its 22nd-straight home win over Penn State, including a perfect mark of 19-0 all-time at the Kohl Center.
- The Badgers are 18-8 all-time in University Park, Pa.
 - UW did not travel to Penn State last year and haven't visiting University Park, Pa. since Jan. 30, 2021.
- Wisconsin has won 26 of its last 27 games against Penn State when scoring at least 60 points. The only loss came last season in UW's most recent visit to University Park. Prior to that, UW's last loss to PSU when scoring at least 60 was a 76-61 setback in 2000 under head coach Dick Bennett.
- Badgers' assistant coach **Sharif Chambliss** played 3 seasons at Penn State (2001-03) before transferring to UW for his senior season in 2005. Chambliss was the Nittany Lions leading scorer in both 2002 and 2003, scoring 851 points in his 3 seasons in State College.

LAST TIME OUT

NORTHWESTERN 54, WISCONSIN 52

Feb. 5 | Kohl Center | Madison, Wis.

- Wisconsin dropped a 54-52 home game to Northwestern on Sunday evening. The game featured 8 lead changes and 4 ties.
- The Badgers took a 51-50 lead on a jumper from **Chucky Hepburn** with 0:45 remaining, but NU answered with 2 free throws from Boo Buie and then forced a miss from Hepburn to pull out the win.
- UW went 9-for-23 from 3-point range, including a combined 8-for-16 from **Hepburn** (3-5) and **Connor Essegian** (5-11).
- The Badgers couldn't overcome a 5-for-11 effort from the foul line. NU was 8-for-13, including 4-for-4 in the final minute.
- **Chucky Hepburn** led Wisconsin with 17 points, while **Connor Essegian** contributed 15 points on 5 triples.
- **Steven Crowl** led UW with 8 rebounds and 4 assists, but took only 5 shots and finished with 5 points.

HISTORY VS. PENN STATE

- Overall: UW leads, 43-11
- In Univ. Park: UW leads, 18-8
- Gard vs. PSU: 10-1
- Active Streak: UW won last 4



LAST 25 MEETINGS (UW LEADS 22-3)

Date	Rank	Result	Score	Location
1/3/09	--/--	W	65-61	Madison
2/8/09	--/--	W	54-44	Univ. Park.
1/3/10	23/--	W	63-46	Univ. Park.
1/24/10	18/--	W	79-71+	Madison
1/29/11	17/--	L	52-56	Univ. Park
2/20/11	10/--	W	76-66	Madison
3/11/11	13/--	L	33-36*	Indianapolis
1/31/12	19/--	W	52-46	Univ. Park
2/19/12	15/--	W	65-55	Madison
1/3/13	--/--	W	60-51	Madison
3/10/13	22/--	W	63-60	Univ. Park
3/2/14	14/--	W	71-66	Univ. Park
12/31/14	4/--	W	89-72	Madison
2/18/15	5/--	W	55-47	Univ. Park
1/21/16	--/--	W	66-60	Univ. Park
1/24/17	--/--	W	82-55	Madison
12/4/17	--/--	W	64-63	Univ. Park
1/6/19	--/--	W	71-52	Univ. Park
3/2/19	19/--	W	61-57	Madison
1/11/20	--/20	W	58-49	Univ. Park
1/30/21	14/--	L	71-81	Univ. Park
2/2/21	19/--	W	72-56	Madison
3/11/21	--/--	W	75-74*	Indianapolis
2/5/22	11/--	W	51-49	Madison
1/17/23	--/--	W	63-60	Madison

LAST TIME VS. PENN STATE

WISCONSIN 63, PENN STATE 60

Jan. 17 | Kohl Center | Madison, Wis.

- Wisconsin pulled out a 63-60 win over Penn State at the Kohl Center in this season's first meeting.
- UW trailed, 36-30, at halftime, but opened the second half on an 8-0 run to grab a 38-36 lead. The Badgers never trailed the rest of the way.
- Wisconsin held the Nittany Lions scoreless over the final 2:38 of the game, as PSU finished 0-for-4 from the floor with a turnover.
- UW turned it over just 6 times and held a 15-0 scoring advantage off turnovers.
- The Badgers shot 41.2% (7-17) from 3-point range.
- **Tyler Wahl** returned to action after missing three games with injury, finishing with 10 points, 5 rebounds and 2 assists in 33 minutes.
- **Steven Crowl** tallied his third-career double-double and second of the season, scoring a game-high 21 points with 11 rebounds.
- **Connor Essegian** made his first-career start, scoring 10 points (2-4 3FG).
- **Chucky Hepburn** recorded 13 points (2-2 3FG), 3 assists and 1 steal.

CHARTING THE BADGERS

LED UW IN SCORING

	2022-23	Career
Steven Crowl	5 (4-1)	9 (8-1)
Tyler Wahl	4 (3-1)	8 (6-2)
Chucky Hepburn	7 (3-4)	7 (3-4)
Connor Essegian	4 (2-2)	4 (2-2)
Jordan Davis	2 (1-1)	2 (1-1)

LED UW IN REBOUNDED

	2022-23	Career
Tyler Wahl	8 (6-2)	26 (18-8)
Steven Crowl	10 (6-4)	15 (10-5)
Jordan Davis	4 (3-1)	3 (2-1)
Connor Essegian	2 (0-2)	2 (0-2)
Isaac Lindsey	1 (0-1)	1 (0-1)
Jahcobi Neath	0 (0-0)	1 (1-0)
Max Klesmit	1 (0-1)	1 (0-1)

LED UW IN ASSISTS

	2022-23	Career
Chucky Hepburn	12 (7-5)	29 (19-10)
Tyler Wahl	4 (3-1)	17 (15-2)
Steven Crowl	8 (5-3)	15 (10-5)
Connor Essegian	1 (1-0)	1 (1-0)
Jahcobi Neath	0 (0-0)	1 (1-0)
Carter Gilmore	1 (0-1)	1 (0-1)
Max Klesmit	1 (0-1)	1 (0-1)

LED UW IN MINUTES

	2022-23	Career
Tyler Wahl	4 (4-0)	10 (7-3)
Chucky Hepburn	9 (6-3)	10 (7-3)
Max Klesmit	5 (3-2)	5 (3-2)
Steven Crowl	3 (1-2)	3 (1-2)
Connor Essegian	3 (1-2)	3 (1-2)
Jordan Davis	1 (0-1)	1 (0-1)
Carter Gilmore	1 (0-1)	1 (0-1)

Record in those contests in parentheses

2022-23 LINEUP RECORD

Hepburn, Davis, Klesmit, Wahl, Crowl	11-2
Hepburn, Essegian, Klesmit, Wahl, Crowl	2-2
Hepburn, Davis, Klesmit, Gilmore, Crowl	0-3
Hepburn, Essegian, Davis, Wahl, Crowl	0-2

ACTIVE WIN/LOSS STREAKS

Overall	Lost 1
Vs. Unranked teams (AP)	Lost 1
Vs. Ranked teams (AP)	Won 1
At Home	Lost 2
At Home vs. Big Ten	Lost 2
At Home vs. ranked Big Ten	Won 2
At Home vs. unranked Big Ten	Lost 2
At Home vs. non-conference	Won 2
At Home vs. ranked opp.	Won 2
On Road	Won 1
On Road vs. Big Ten	Won 1
On Road vs. ranked opp.	Won 1
On Road vs. unranked opp.	Won 1
Neutral	Won 1
Neutral vs. ranked opp.	Lost 1
Neutral vs. unranked opp.	Won 3

QUALITY WINS

A participant in 22 of the last 23 NCAA tournaments, Wisconsin is yet again building a resume for a postseason berth.

- Wisconsin is 13-4 overall and 5-2 in Big Ten play at full strength, with 3 of its Big Ten losses coming without leading scorer Tyler Wahl and 2 coming without starter Max Klesmit.
 - To understand the importance of Wahl to the Badgers' lineup, see page 6.
- Wisconsin has played the 7th-toughest schedule in the NCAA according to ESPN.
- The Badgers have 4 Quad 1 wins and a record of 7-9 in Quad 1/2 games, with zero losses outside of the top two quadrants.
 - Purdue (9) and Iowa (7) are the only Big Ten teams with more Quad 1 wins than Wisconsin.
 - Among Big Ten teams, Purdue (12), Iowa (10) and Rutgers (8) are the only schools with more Quad 1/2 wins than the Badgers.

Most Quad 1/2 Wins, Big Ten

Team	Q1	Q2	Quad 1/2
Purdue	9-2	3-0	12-2
Iowa	7-5	3-1	10-6
Rutgers	4-4	4-2	8-6
Michigan State	3-7	4-1	7-8
Wisconsin	4-6	3-3	7-9

- Wisconsin is 6-5 away from home this season, with true road wins at Marquette, at Iowa and at Ohio State.
 - Purdue (11) is the only Big Ten team with more road/neutral wins than Wisconsin (6).
- Over the last 2 seasons, UW is 12-6 in true road games, joining Purdue (12) as the only Big Ten teams with at least 11 road wins over the last 2 seasons.

GARD'S GUIDANCE

Now in his 8th season as head coach, **Greg Gard** has led the Badgers to Big Ten titles in two of the last three seasons and kept the program winning at a high level. In fact, Gard's resume stacks up among the Big Ten's best of the last 40 years.

- Gard became the 4th coach in Wisconsin history to win 150 career games with the Badgers' 80-77 overtime win at Marquette. He joins Hall of Famers Walter Meanwell, Bud Foster and Bo Ryan.
- Gard's .643 win percentage ranks as the 3rd-highest in Wisconsin history.

Best Win Pct, Wisconsin Coaches (min. 50 wins)

Coach (School, Years)	Record	Pct.
1. Bo Ryan (2002-15)	364-130	.737
2. Walter Meanwell (1912-17, '21-34)	246-99	.712
3. Greg Gard (2016-present)	157-87	.643
4. Dick Bennett (1996-2000)	94-68	.580
5. Bud Foster (1935-59)	265-267	.498

'BY THE PLAYERS' ALTERNATE UNIFORMS FOR WISCONSIN

During Black History Month, the Badgers will be wearing this season's "By the Players" alternate uniform.

Designed by Badgers, in collaboration with Under Armour, this year's look was created in representation of diversity and inclusion.



The black uniforms feature gold pinstripes that contain the words "EQUALITY, UNITY, WISCONSIN FORWARD" within the stripes. Featured on the back of the jersey above each player's last name is the university crest logo with the "W" in black. During the summer of 2020, current and former UW student-athletes publicly stated their desire to wear the university's "Crest W" on their athletic uniforms.

The "W" in the crest is white, but was changed to black on UW athletic uniforms during the 2020-21 season in a showing of solidarity with Black and other underrepresented communities on campus.



- With a conference record of 89-57, Gard's .610 win percentage ranks 8th among Big Ten coaches of the last 40 years (since 1980).

Best Win Pct, B1G Coaches w/ 50+ Wins (since 1980)

Coach (School, Years)	Record	Pct.
1. Bo Ryan, WIS (2002-15)	172-68	.717
2. Bob Knight, IND (1972-2000)	353-151	.700
3. Tom Izzo, MSU (1995-)	328-158	.675
4. Thad Matta, OSU (2005-17)	150-78	.658
5. Mark Turgeon, MD (2015-21)	90-50	.643
6. Matt Painter, PUR (2005-)	205-117	.637
7. Gene Keady, PUR (1981-05)	265-169	.611
8. Greg Gard, WIS (2016-)	89-57	.610

(through games played Feb. 5, 2023)

- Gard recently tied for 29th on the Big Ten's all-time wins list, and is now 3 shy of Iowa's Lute Olson (1975-83) and Purdue's Ray Eddy (1951-65) for 27th.

Big Ten Career Wins List

Coach (School, Years)	Record	Pct.
27. Ray Eddy (PUR, 1951-65)	92-122	.430
Lute Olson (IOWA, 1975-83)	92-70	.568
29. Bruce Weber (ILL, 2004-12)	89-65	.578
Greg Gard (WIS, 2015-)	89-57	.610
31. Doug Mills (ILL, 1937-47)	88-47	.652
32. O.B. Cowles (MINN, 1948-59)	86-68	.558

WINS ADD UP UNDER GARD

- With a record of 25-8 (.758) last season, UW posted its best win percentage of the Greg Gard era and equaled the 8th-most wins in school history.
 - In all, Gard led teams to 4 of the top 18 winningest seasons in program history:

Wisconsin Record Book, Single-Season Wins

1.	36	2014-15	11.	24	2002-03
2.	31	2007-08		24	2009-10
3.	30	2006-07	13.	23	2018-19
	30	2013-14		23	2012-12
5.	27	2016-17	15.	22	2015-16
6.	26	2011-12		22	1998-99
7.	25	2004-05		22	1999-00
8.	25	2021-22	18.	21	2019-20
	25	2010-11			
	25	2003-04			

- Including wins at No. 3 Purdue and over No. 8 Purdue last season, Gard has led UW to 10 top-10 wins, including 6 away from home.
- UW went 15-5 in the Big Ten last season, posting the most conference wins in the Gard era. The Badgers won 15 Big Ten games for just the 3rd time in program history. Overall, UW has won 14+ games just 5 times, and Gard-led teams are responsible for 3 of those seasons.

Wisconsin Record Book, Big Ten Wins

	Record	Pct.	Season
1.	16-2	.889	2007-08
	16-2	.889	2014-15
3.	15-5	.750	2021-22
4.	14-6	.700	2018-19
	14-6	.700	2019-20

- Wisconsin won at least 14 Big Ten games for the 3rd time in the last 4 seasons, the only team that can make that claim.

BETTER BEHIND THE ARC

Last season, the Badgers won the Big Ten despite shooting a conference-low 30.6% from 3-point range. So far this season, Wisconsin has seen incredible improvement in that area.

- Wisconsin ranks 5th in the Big Ten shooting 36.1% (185-for-512) from beyond the arc.
 - UW is 8-2 this season (and 72-11 all-time under Gard) when shooting at least 40.0% from 3-point range.
- UW is averaging 8.4 made 3FGs per game, which ranks 2nd in the Big Ten this season.
- The Badgers have made 12+ triples in a game 4 times this season. UW hit 12+ triples in a game just once all of last season.
- Chucky Hepburn** and **Connor Essegian** rank 2nd and 6th, respectively, in the Big Ten this season in 3-point shooting percentage - among players with at least 20 made 3FGs.
 - Hepburn is shooting 47.4% (46-for-97) 3FG, while Essegian is at 43.4% (49-for-113) 3FG.
- UW hasn't had a player shoot 45.0% or better from 3FG (min. 55 attempts) since Josh Gasser posted a mark of 45.2% (42-93) in 2012.
- Essegian (.434) is looking to set the Wisconsin freshman record for 3FG%, which was set by Tim Locum in 1998 (.441, 41-93).

CHUCKY AT THE POINT

"He's one of the elite point guards in the entire country." - Illinois head coach Brad Underwood

- A Big Ten All-Freshman honoree last year, point guard **Chucky Hepburn** continues to elevate his game in his sophomore season.
- Over the last 10 games, Hepburn is averaging 13.5 pts, 3.6 ast and 1.8 stl per game, while shooting an impressive 45.7% 3FG.
 - This season, Hepburn is at 47.4% (46-97) from 3-point range, up from 34.8% 3FG a year ago.
 - Hepburn's 47.4% 3FG shooting leads the Big Ten this season (minimum 20 made 3FGs).
 - Hepburn is averaging 2.1 made 3FGs per game, which is tied for 5th in the Big Ten this year.
- A 2023 Preseason All-Big Ten pick, Hepburn has scored in double figures in 16 of 22 games this season, and 28 times total in his career.
 - UW is 21-7 when Hepburn scores dbl figures
- Defensively, Hepburn is tied for 3rd in Big Ten play averaging 1.9 steals per game.
 - Last season, Hepburn played all 33 games and recorded 36 steals. He has already surpassed that steal total this season with 38 in just 22 games this season.
- Hepburn's 2.03 career assist-to-turnover ratio would rank as one of the best in school history:

Wisconsin Career Assist-to-Turnover Ratio Leaders

Ratio (Ast-TO)	Name	Years
1. 3.01 (464-154)	Jordan Taylor	2009-12
2. 2.57 (344-134)	Mike Kelley	1998-01
3. 2.25 (284-126)	Josh Gasser	2011-15
4. 2.11 (430-204)	D'Mitrik Trice	2017-21
5. 2.08 (250-120)	Travon Davis	1999-02
6. 2.03 (148-73)	Chucky Hepburn	2022-23

TAKING CARE OF THE ROCK

Taking care of the ball is nothing new for Wisconsin and this season's team is carrying on a long tradition of stinginess.

- The Badgers rank 2nd in the NCAA averaging just 8.9 turnovers per game.
- UW has led the nation in fewest turnovers per game in each of the last 2 seasons. Wisconsin turned it over 9.0 times per game in 2021, then just 8.7 TOs per game last season. In fact, last year was the 4th-lowest mark in school history.

Wisconsin Record Book, Fewest TOs per game

Year	TOs/Gm	TOs	Games
1. 2014-15	7.4	296	40
2. 2010-11	7.6	258	34
3. 2013-14	8.1	307	38
4. 2021-22	8.7	287	33
5. 2009-10	8.8	289	33

- Over the last 4 seasons, Gard's Badgers have never finished outside the top-10 in turnovers per game and have never averaged more than 10.0 turnovers per game in a season.

SITUATIONAL RECORDS

	2022-23	Under Gard
Ahead at the half	10-0	126-14
Behind at the half	2-9	24-68
Tied at the half	1-0	6-5
FG% of .450 or more	5-1	83-14
FG% less than .450	8-8	73-73
Better FG% than opp.	7-0	121-13
Worse FG% than opp.	5-8	34-71
Same FG% as opp.	1-1	2-3
Opp. FG% less than 45%	10-4	121-32
3FG% of 40% or more	8-2	72-11
3FG% less than 40%	5-7	83-76
Try more than 20 3FGs	8-7	86-55
Try 20 or fewer 3FGs	5-2	70-31
Make at least 70% FT	4-4	93-38
Try at least 20 FTs	3-0	65-17
Try fewer than 20 FTs	10-9	89-69
Out-rebound opponent	4-0	90-22
Tied or out-rebounded	9-9	66-65
Same or fewer TOs than opp.	11-7	121-54
More TOs than opp.	2-2	35-33
Commit fewer than 12 TOs	11-8	122-56
Commit 12 or more TOs	2-1	35-30
Score fewer than 50 pts.	1-1	2-4
Score 50-59 points	1-3	8-35
Score 60-69 points	6-4	52-32
Score 70-79 points	3-1	55-13
Score 80-89 points	2-0	32-3
Score 90 or more pts.	0-0	7-0
Allow fewer than 50 pts.	2-0	23-1
Allow 50-59 pts.	5-1	47-8
Allow 60-69 pts.	4-5	64-32
Allow 70-79 pts.	2-3	19-32
Allow 80-89 pts.	0-0	3-13
Allow 90 or more pts.	0-0	0-1
Overtime	2-1	9-6
vs. AP Top 25 opponents	1-1	27-39
vs. AP Top 25 opp. at home	1-0	13-10
Home games	7-4	92-28
Road games	3-4	44-40
Neutral site games	3-1	22-19
Day games	3-4	49-30
Night games	10-5	107-57

GAMES DECIDED BY

3 points or less	5-4	24-15
4-5 points	3-1	24-18
6-10 points	2-2	36-23
11-19 points	1-2	39-26
20 or more points	2-0	34-3

TELEVISED GAMES

CBS	0-1	11-11
CBS Sports Network	0-0	0-1
FOX	0-1	3-6
FS1	3-0	15-14
ESPN	0-2	16-14
ESPN2	3-1	17-12
ESPNU	0-1	1-3
ESPN+	0-0	3-1
Big Ten Network	6-3	79-21
BTN+	1-0	5-0
TBS	0-0	1-3
TNT	0-0	2-1

2022-23 BIG TEN STANDINGS

Team	Conf.	Overall
Purdue (#1)	11-2	22-2
Rutgers (#24)	8-4	16-7
Iowa (RV)	7-5	15-8
Maryland (RV)	7-5	16-7
Northwestern (RV)	7-5	16-7
Indiana (#18)	7-5	16-7
Michigan	7-5	13-10
Illinois	7-5	16-7
Michigan State	6-6	14-9
Wisconsin	5-7	13-9
Penn State	5-7	14-9
Nebraska	4-9	11-13
Ohio State	3-9	11-12
Minnesota	1-11	7-15

RECORDS THROUGH GAMES PLAYED FEB. 5

AP TOP 25 (WEEK 14 - 2/6/23)

Team	Record	Points
1 Purdue (38)	22-2	1508
2 Houston (22)	22-2	1483
3 Alabama (1)	20-3	1436
4 Arizona (1)	21-3	1375
5 Texas	19-4	1267
6 Tennessee	19-4	1254
7 UCLA	19-4	1159
8 Virginia	17-4	1034
9 Kansas	18-5	1013
10 Marquette	19-5	909
11 Iowa State	16-6	869
12 Kansas State	18-5	855
13 Xavier	19-5	843
14 Baylor	17-6	832
15 Saint Mary's	21-4	742
16 Gonzaga	19-5	602
17 TCU	17-6	517
18 Indiana	16-7	431
19 Miami (FI)	18-5	425
20 Providence	17-6	369
21 UConn	18-6	275
22 North Carolina State	19-5	156
23 Creighton	15-8	154
24 Rutgers	16-7	125
25 San Diego State	18-5	96

Others receiving votes: Florida Atlantic 93, Duke 87, Auburn 65, Clemson 31, Pittsburgh 26, Illinois 25, Nevada 16, New Mexico 16, Maryland 12, Arkansas 11, Iowa 8, Missouri 6, West Virginia 5, Oral Roberts 5, Northwestern 3, Charleston 3, VCU 2, Utah State 2, Kentucky 1

INSTANT OFFENSE ESSEGIAN

Freshman **Connor Essegian** has added instant offense to the Badgers lineup this season.

- In his first season at UW, Essegian is averaging 11.0 ppg while shooting 43.4% from 3FG.
- Among Big Ten freshmen, Essegian ranks 5th in the league for scoring this season:

Most Points, Big Ten, Freshmen

Name (School)	PPG
1. Brice Sensabaugh (OSU)	17.3
2. Jett Howard (MICH)	14.6
3. Jalen Hood-Schifino (IND)	12.5
4. Fletcher Loyer (PUR)	12.4
5. Connor Essegian (WIS)	11.0

- Essegian has led the Badgers in scoring in 2 of the last 4 games, scoring a career-high 19 points at Maryland (4-6 3FGs) and 17 points at Ohio State (2-5 3FGs).
- Essegian was UW's 2nd-leading scorer vs. Northwestern on Sunday: 15 pts (5-11 3FG).
- The Ft. Wayne, Indiana native has scored in double figures in 15 of the last 19 games.
- Essegian has hits multiple 3s in 18 of 22 games.
- Essegian has actually increased his production away from home, scoring 12.8 ppg and shooting 44.4% from 3FG in road/neutral games.
- Over the last 25 years (since 1998), only 4 Badgers have averaged double figures in their freshman season. Essegian is aiming to be the 5th in the last quarter century:

Most Points, Wisconsin Freshmen (Since 1998)

Name (Year)	PPG	Season
1. Ethan Happ	12.4	2015-16
2. Devin Harris	12.3	2001-02
3. Brad Davison	12.1	2017-18
4. Alando Tucker	12.0	2002-03
Connor Essegian	11.0	2022-23

- Essegian is shooting 43.4% (49-113) from 3-point range - 6th in the B1G (min. 20 3FGs).
- Among freshmen, Essegian ranks 12th in the nation in 3FG% at 43.4% (min. 20 made 3FGs).
- Top 10 in Big Ten making 2.3 triples per game.
- Essegian (43.4%) is looking to set the UW freshman record for 3FG% in a season, which was set by Tim Locum in 1998 (44.1%, 41-93).
- Essegian is already T-4th in school history for most 3-point field goals by a freshman:

Most 3-point FGs, Wisconsin Freshmen (school history)

Name	3FGs	Season
1. Brad Davison	60	2018
2. Devin Harris	59	2002
3. Sam Dekker	50	2013
4. Jeremy Hall	49	1996
Connor Essegian	49	2022
6. Aleem Ford	45	2018
7. Tim Locum	41	1988

- His shooting touch extends to the free throw line, where he's a near perfect 39-45 (.867) FT.

BIG THINGS FROM 'BIG STEVE'

The development of **Steven Crowl** has seen an upward trajectory during his career at Wisconsin. The junior big man averaged 0.7 points per game as a freshman, 8.8 ppg as a sophomore, and is now in a starring role for the Badgers.

- Along with experience, Crowl has also added size to his frame. Listed at 217 lbs as a freshman, he's now pushing 250 lbs.
- Crowl has become a consistent presence for Wisconsin, 2nd for UW in points (12.0) and 1st for Bucky in rebounds (6.9) per game.
- Shooting a team-best 50% FG (105-210 FG)
- A talented passer, the 7-footer ranks 2nd for UW this season averaging 2.7 assists per game.
- He's been even better in Big Ten play, averaging a team-best 12.6 ppg, 7.0 rpg and 2.4 apg.
- Double-figure scoring 11 of the last 16 games.
 - That includes three 20+ points performances, including a career-best 25 points (12/30).
- Crowl has scored in double figures 25 times in his career, and UW is 20-5 in those games.

DEFENSE LIVES HERE

For the better part of 30 years, Wisconsin has enjoyed one of the best defensive teams in the Big Ten and often the nation. This year's unit is showing signs of following the same trend.

- UW is allowing just 62.7 ppg, which ranks as the 5th-best scoring defense in the Big Ten.
- UW is 70-9 under Gard when holding foes under 60 points (7-1 this season).
- UW has held an opponent below 50 points twice this season (2-0) and is 23-1 under Gard.
- UW has led the B1G in Scoring D in 4 of 7 years under Gard. Last season, Wisconsin ranked 2nd in the Big Ten allowing 66.0 ppg.
- UW has held 20 of 22 foes below their scoring average, including 5 season-low point totals.
- The Badgers have held 5 teams below 40% FG this season, most recently vs. Maryland (12/6).

WALL-TO-WAHL PLAYER

"This is no longer a utility player...Wahl has looked the part of a guy that's primed to be one of the best players in the Big Ten." - Jon Rothstein, CBS Sports

- One of the most versatile players in college basketball, 2023 Preseason All-Big Ten selection **Tyler Wahl** does a little bit of everything – and then some – for Bucky.
- This year, Wahl was named 1 of 20 candidates in the country nominated to the 2023 Julius Erving Award Watch List, which is awarded to the best small forward in the nation.
- To understand the importance of Wahl to UW, observations can be drawn when comparing Wisconsin with Wahl and Wisconsin without Wahl, who missed 3 games for UW (injury):

Wisconsin Offense This Season

	With Wahl	Without Wahl
Record	13-6	0-3
Wisconsin PPG	65.2	59.7
Wisconsin FG%	.418	.406
Wisconsin 3FG%	.374	.289
Wisconsin FTAs/Game	14.5	10.3
Rebound Margin	-4.2	-9.0

Wisconsin Defense This Season

	With Wahl	Without Wahl
Record	13-6	0-3
Opponent PPG	61.5	70.3
Opponent FG%	.432	.484
Opponent 3FG%	.315	.450
Opponent Turnovers	12.5	10.3

- Facing #3 Kansas, Wahl posted his 2nd double-double of the season (6th career), matching his career-high scoring 23 points, while also posting 10 rebounds, 3 steals and 2 assists.
 - Named to the Battle 4 Atlantis All-Tournament Team, Wahl averaged 13.3 pts, 7.3 reb, 1.7 ast and 1.3 stl per game over the 3-game tourney.
- Wahl has seen notable improvement over his four years at Wisconsin:

Tyler Wahl Year-by-Year Improvement

Year	PPG	RPG	FG%	FT%
2019	2.6	2.6	.430	.389
2020	5.2	4.3	.436	.567
2021	11.4	5.9	.516	.700
2022	11.8	5.6	.410	.598

125 YEARS OF BADGER BALL

This year marks the 125th season of Wisconsin men's basketball and all season long UW will be celebrating the history of one of the Big Ten's most successful programs:

- Wisconsin made its 26th appearance in the NCAA tournament last season. In fact, UW is 1 of 5 schools to participate in 22 of the last 23 NCAA tourneys, joining Duke, Gonzaga, Kansas and Michigan State.
- Wisconsin clinched a share of the 2022 Big Ten championship, marking UW's 2nd league title in 3 seasons and the 20th in school history.
- The Badgers (20 titles) trail only Purdue (24) and Indiana (22) for most conference titles.

- Wisconsin has won 6 Big Ten regular season titles since 2002 (02-03-08-15-20-22), matching MSU (6) for most titles during that span.

Most Big Ten Regular Season Championships

School	B1G Titles	Since 2002	Last
1. Purdue	24	3	2019
2. Indiana	22	3	2016
3. Wisconsin	20	6	2022
Ohio State	20	5	2012
5. Illinois	18	4	2022

- Since 2001-02 when Bo Ryan and Greg Gard arrived in Madison, UW has the most Big Ten wins and best win pct. at 259-121 (.682).

Big Ten Win Pct, Since 2001-02 (thru games Jan. 14)

Team	W-L	Pct.
1. Wisconsin	259-121	.682
2. Michigan State	254-126	.668
3. Ohio State	233-145	.616
4. Purdue	224-155	.591
5. Maryland	91-64	.587

- Wisconsin has won 12+ B1G games in 11 of last 13 seasons, the most of any Big Ten team.
- UW has also posted double-digit B1G wins in 19 of the last 21 years, the only team to do so.

VIVE LA FRANCE!

Earlier this summer, the Badgers came together and experienced a 10-day, four-game foreign trip to France. As part of the tour, the team spent time in Paris, Lyon and Nice.

- The trip featured sight-seeing opportunities to experience local culture. Among other things, the itinerary included ascending the Eiffel Tower, a full-day trip to Normandy, exploring Old Town Lyon, visiting the medieval village of Perouges, a guided tour of Monte Carlo and beach time on the French Riviera.
- College basketball teams are allowed to travel internationally during the summer once every four years, and for Wisconsin the 2022 trip marked UW's first since touring Australia and New Zealand in 2017.
- The Big Ten Network followed along throughout the trip, documenting the experience for "The B1G Trip: Wisconsin Basketball in France," a three-episode docuseries.
- In its first taste of international basketball, the Badgers earned an 81-66 win over Paris Towers in Paris. **Steven Crowl** led UW with 13 points, followed by **Chucky Hepburn** (12), **Markus Ilver** (10) and **Isaac Lindsey** (10).
- Facing Lyon Towers in Lyon, UW won 80-68 led by **Tyler Wahl**'s 12 points, plus 11 points each from Crowl and **Connor Essegian**, and 10 points from Hepburn.
- UW displayed a balanced scoring attack in its second game vs. Lyon Towers, earning a 78-47 win. Ilver led with 14 points, followed by Crowl (12), Essegian (10), **Jordan Davis** (9), Wahl (9).
- Wisconsin capped its trip with an 85-69 win over Azurea Club in Nice. Davis and Essegian led UW with 14 points each.

WINNING AT WISCONSIN

With a record of 24-7 last season, the Badgers reached the 20-win milestone yet again. Since 2003, Wisconsin has won at least 20 games in 17 of 20 seasons, including a school-record 36 wins in 2014-15.

Greg Gard has four 20-win seasons on his ledger with a high of 27 wins in 2016-17, a mark that ranks 5th in UW history.

Wisconsin Record Book, Single-Season Wins

1. 36	2014-15	10. 24	2021-22
2. 31	2007-08	24	2002-03
3. 30	2006-07	24	2009-10
4. 30	2013-14	13. 23	2012-12
5. 27	2016-17	23	2018-19
6. 26	2011-12	15. 22	2015-16
7. 25	2004-05	22	1998-99
8. 25	2010-11	22	1999-00
25	2003-04	18. 21	2019-20

BADGERS = B1G ATTENDANCE

- Last season, the Badgers played in front of an average of 16,453 fans at their home games. That led the Big Ten and ranked 7th nationally.
- Excluding the 2020-21 season in which fans were allowed, Wisconsin has led the Big Ten in attendance in each of the last 5 seasons and 15 of the last 19 years and has finished among the nation's top 7 each of the last 21 years.

UW Attendance (Kohl Center era: 1998-2022)

Year	Average	B1G Rank	NCAA
1997-98*	13,335	7th	22nd
1998-99	15,770	2nd	10th
1999-00	16,163	3rd	11th
2000-01	16,811	2nd	7th
2001-02	15,528	3rd	6th
2002-03	16,930	1st	6th
2003-04	17,142	1st	6th
2004-05	17,142	1st	5th
2005-06	17,142	1st	7th
2006-07	17,190	2nd	7th
2007-08	17,190	1st	7th
2008-09	17,230	1st	6th
2009-10	17,230	1st	6th
2010-11	17,230	1st	7th
2011-12	17,181	1st	5th
2012-13	16,843	2nd	7th
2013-14	17,104	2nd	7th
2014-15	17,279	1st	5th
2015-16	17,287	2nd	6th
2016-17	17,287	1st	6th
2017-18	17,272	1st	5th
2018-19	17,170	1st	5th
2019-20	16,912	1st	6th
2020-21^	--	--	--
2021-22	16,453	1st	7th

* Wisconsin played 8 of its 15 home games at the UW Field House (capacity 11,500)

^ Wisconsin did not allow spectators due to the COVID-19 pandemic



QUICK FACTS

- **Opened:** Jan. 17, 1998
- **Original cost:** \$76.4 Million
- **Student Section:** AreaRED
- **Building:** Named for U.S. Sen. Herb Kohl (D-Wisconsin), a 1956 graduate of UW-Madison, who donated \$25 million to the project.
- **Court:** Named for All-Big Ten player Albert "Ab" Nicholas (1950-52) and his wife, Nancy, who pledged \$10 million toward the original project.
- **All-Time record:** 342-65 (.840)
- **Big Ten record:** 173-50 (.776)
- **Record vs. Top-25:** 55-28 (.663)
- **Record under Gard:** 92-28 (.767)

17,071

The third-largest arena in the Big Ten Conference, the Kohl Center seats 17,071 for men's basketball. That includes the second-largest student section in the Big Ten of around 2,300.

25

Wisconsin is enjoying the 25th season of men's basketball at the Kohl Center, which opened in 1998.

6

Wisconsin has won 6 Big Ten regular season championships during the Kohl Center era, winning in 2002, 2003, 2008, 2015, 2020 and 2022.

3

Three retired jerseys hang in the Kohl Center rafters: #8 Ab Nicholas (1950-52), #24 Michael Finley (1992-95) and #44 Frank Kaminsky (2012-15).

THE KOHL CENTER

The 2022-23 season marks the 25th year of Wisconsin men's basketball at the Kohl Center, which officially opened on Jan. 17, 1998. The Kohl Center was completed for a cost of \$76.4 million and has turned into one of the greatest home court advantages in all of college basketball.

- Wisconsin is 342-65 (.840) all-time at the Kohl Center, owning the 10th-best win percentage of any active NCAA Div. I venue.
- The Badgers have gone 173-50 (.776) against the Big Ten in the Kohl Center.
- Excluding the 2020-21 season in which fans were not allowed to attend, Wisconsin has led the Big Ten in attendance in each of the last 5 seasons and 15 of the last 19 years. UW has finished among the nation's top 7 in attendance each of the last 21 years.
- In addition to UW athletics, the Kohl Center has played host to several other big performers like: Elton John and Billy Joel, The Eagles, Tom Petty, Shania Twain, John Mellencamp, Cher, the Dave Matthews Band and the Dalai Lama.

NCAA'S TOUGHEST VENUES

Since the Kohl Center opened in 1998, Wisconsin has been nearly unbeatable on its home floor. In fact, among active venues, Wisconsin owns one of the nation's top 10 home records.

Team	Record	Pct.
1. Gonzaga (McCarthy Center)	260-16	.942
2. Kentucky (Rupp Arena)	644-78	.892
3. Kansas (Allen Fieldhouse)	840-117	.878
4. Belmont (Curb Events Center)	229-32	.877
5. Michigan State (Breslin Center)	454-70	.866
6. UCLA (Pauley Pavilion)	787-125	.863
7. Murray State (CFSB Center)	309-50	.861
8. Oregon (Matthew Knight Arena)	187-31	.858
9. Xavier (Cintas Center)	308-54	.851
10. Wisconsin (Kohl Center)	342-63	.844

(games through Jan. 25, 2023)

BIG KOHL CENTER WINS

Most memorable home wins since opening in 1998:

- Jan. 17, 1998 - UW 56, Northwestern 33**
First-ever game in the Kohl Center
- Dec. 1, 2001 - UW 70, UW-Green Bay 57**
Bo Ryan's first victory at the Kohl Center
- Dec. 22, 2001 - UW 86, #14 MU 63**
Kirk Penney scores 33 points in UW's first win over a ranked team under Bo Ryan
- Jan. 5, 2002 - UW 72, #7 Illinois 66**
Ryan's first win over a top-10 team at UW
- Feb. 27, 2002 - UW 74, Michigan 54**
UW clinches share of first Big Ten title since '47
- Dec. 7, 2002 - UW 91, UNLV 74**
UW begins school-record 38-game home win streak - Alando Tucker 24 points, 18 rebounds
- March 5, 2003 - UW 60, #14 Illinois 59**
Devin Harris makes 1-of-2 FTs with 0.4 seconds left to clinch outright Big Ten title
- Dec. 23, 2004 - UW 85, UNC Green. 53**
UW wins school-record 34th-straight home game
- Jan. 16, 2005 - UW 62, #15 Mich. St. 59**
Wisconsin overcomes 8-point deficit with 1:58 remaining to win its 38th-straight home game
- March 1, 2005 - UW 62, Indiana 60**
Alando Tucker scores putback as time expires
- Feb. 15, 2006 - UW 78, #12 Ohio St. 73**
UW overcomes a nine-point halftime deficit to beat No. 12 Ohio State
- Dec. 16, 2006 - UW 89, #2 Pitt 75**
Alando Tucker and Brian Butch combine for 59 pts
- Jan. 9, 2007 - UW 72, #5 Ohio St. 69**
Badgers win the first matchup in school history of top-five teams
- March 3, 2007 - UW 52, Michigan St. 50**
Kammron Taylor wins it on 3FG with 3.9 seconds left
- Dec. 2, 2009 - UW 73, #6 Duke 69**
Trevon Hughes scores 26 as UW's win clinches Big Ten's first Big Ten/ACC title
- Jan. 9, 2010 - UW 73, #4 Purdue 66**
Jordan Taylor (23) and Jason Bohannon (20) help end Purdue's undefeated season
- Feb. 2, 2010 - UW 67, #5 Michigan State 49**
Badgers end MSU's 9-0 Big Ten start
- Feb. 12, 2011 - UW 71, #1 Ohio State 67**
Stopped OSU's 24-0 start and UW's first win over AP No. 1 since 1962
- Feb. 9, 2013 - UW 65, #2 Michigan 62 (OT)**
Ben Brust's half-court buzzer-beater sends game to overtime where UW wins
- Nov. 19, 2013 - UW 103, North Dakota 85**
UW's first 100-point game since '95, Frank Kaminsky scores UW record 43 points
- Feb. 9, 2014 - UW 60, #8 Michigan State 58**
Treavon Jackson hits game-winning jumper with 2.1 seconds left in Bo Ryan's 150th Big Ten win
- March 1, 2015 - #6 UW 68, Michigan State 61**
UW claims Big Ten title as Frank Kaminsky scores 31
- Dec. 23, 2015 - UW 84, Green Bay 79**
Greg Gard's first win as interim head coach
- Jan. 17, 2016 - UW 77, #4 Michigan State 76**
Gard's first ranked win, Koenig/Hayes total 52 pts
- Feb. 15, 2018 - UW 57, #6 Purdue 53**
Ethan Happ tallies 21 pts and 12 reb as Badgers raise Frank Kaminsky's No. 44 into rafters
- Jan. 19, 2019 - UW 64, #2 Michigan 54**
UW knocks off 17-0 Michigan behind 26 points, 10 rebounds and 7 assists from Ethan Happ
- Feb. 1, 2020 - UW 64, #14 Michigan State 63**
UW wins first game over MSU since 2016
- Dec. 19, 2020 - UW 85, #23 Louisville 48**
UW's largest-ever win over a top-25 team
- March 1, 2022 - #10 UW 70, #8 Purdue 67**
Chucky Hepburn's 3FG with 1.5 seconds left clinches Big Ten regular season championship

0 | JAHCOBI NEATH

Senior | Guard | 6-4 | 190
Toronto, Ontario | Crestwood Prep (Wake Forest)



Twitter: N/A | Instagram: @jahcobiii

INDIVIDUAL BENCHMARKS

	SEASON	CAREER
GP/GS	3/0	76/10
10+ POINTS:	--	6
20+ POINTS:	--	0
3+ FGS MADE:	--	12
2+ ASSISTS:	--	28
2+ STEALS:	--	8
20+ MINUTES:	--	23

GET TO KNOW JAHCOBI

Now in his second season with Wisconsin, Jahcobi Neath looks to become a key contributor in the lineup. Hindered by injuries last year, he played in 23 games (1 start) for the Badgers, averaging 9.7 minutes per game off the bench. Neath transferred to Wisconsin from Wake Forest, where he played a total of 30 games (5 starts) over two seasons. He averaged 5.3 points (42.2% FG, 48% 3FG) and 2.2 assists per game his freshman season. As a sophomore at Wake Forest, he played 20 games (4 starts), averaging 3.8 points and 1.7 assists per game. During his prep career, Neath played internationally at the 2019 FIBA U-19 World Cup, representing Canada at the U18 and U19 levels. He played high school basketball at Crestwood Prep in Toronto and led the Lions to the 2019 national championship, averaging 26 points, 7 rebounds and 4 assists per game his senior season.

TOP PERFORMANCES

- **MICHIGAN (2/20/22):** Went 4-4 from the free-throw line and scored 6 points off the bench in a win
- **NICHOLLS (12/15/21):** Made his first start at Wisconsin, finishing with 9 points and a career-high 7 rebounds, plus 2 assists
- **PITTSBURGH (3/10/20):** Played a career-high 34 minutes posting 6 points, 4 rebounds, and 6 assists
- Posted back-to-back 16-point contests against Georgia Tech (2/19/20) and Duke (2/25/20)

SEASON HIGHS

POINTS: 3 vs. South Dakota (11/7/22)
FIELD GOALS: 1 vs. South Dakota (11/7/22)
FG ATTEMPTS: 3 vs. Stanford (11/11/22)
3-POINT FGS: 1 vs. South Dakota (11/7/22)
3-POINT FGAS: 1 (2x) MR vs. Stanford (11/11/22)
FREE THROWS: --
FT ATTEMPTS: --
REBOUNDS: 1 vs. South Dakota (11/7/22)
ASSISTS: 1 vs. Stanford (11/11/22)
BLOCKS: --
STEALS: 1 vs. Stanford (11/11/22)
MINUTES: 15 vs. Stanford (11/11/22)

CAREER HIGHS

POINTS: 16 (2x) MR vs. Duke (2/25/20)*
FIELD GOALS: 5 (2x) MR vs. Longwood (11/27/20)*
FG ATTEMPTS: 10 (2x) MR at BC (2/10/21)*
3-POINT FGS: 2 (2x) MR at NC State (1/27/21)*
3-POINT FGAS: 5 at Virginia Tech (2/27/21)*
FREE THROWS: 9 vs. Duke (2/25/20)*
FT ATTEMPTS: 12 vs. Duke (2/25/20)*
REBOUNDS: 7 vs. Nicholls (12/15/21)
ASSISTS: 6 (3x) MR vs. Del. St (11/25/20)*
BLOCKS: 1 (3x) MR vs. Duke (2/17/21)*
STEALS: 3 vs. Catawba (12/31/20)*
MINUTES: 34 vs. Pittsburgh (3/10/20)

*recorded at Wake Forest

GAME-BY-GAME STATISTICS

#0 NEATH, Jahcobi

Opponent	Date	GS	MIN	Total		3-Pointers		Free throws		Rebounds			PF			A			PTS	AVG
				FG-FGA	PCT	3FG-3FGA	PCT	FT-FTA	PCT	OFF	DEF	TOT	AVG	PF	A	TO	BLK	STL		
South Dakota	11/07/2022		08:44	1-1	1.000	1-1	1.000	0-0	.000	0	1	1	1.0	1	0	0	0	0	3	3.0
vs Stanford	11/11/2022		15:03	0-3	.000	0-1	.000	0-0	.000	0	0	0	0.5	0	1	2	0	1	0	1.5
Green Bay	11/15/2022		04:38	0-0	.000	0-0	.000	0-0	.000	0	0	0	0.3	1	0	0	0	0	1.0	
Totals		0	28:25	1-4	.250	1-2	.500	0-0	.000	0	1	1	0.3	2	1	2	0	1	3	1.0

CAREER STATISTICS

NEATH, Jahcobi

SEASON TEAM	GP-GS	MIN/AVG	Field Goals		3-Point		F-Throws		Rebounds			PF			A			Scoring	
			FG-FGA	FG%	3FG-3FGA	3FG%	FT-FTA	FT%	OFF	DEF	TOT	AVG	PF-FO	A	TO	BLK	STL	PTS	AVG
2021-22 Wisc	23-1	224/9.7	11-43	.256	4-18	.222	11-15	.733	9	25	34	1.5	13-0	8	6	1	4	37	1.6
2022-23 Wisc	3-0	28/9.5	1-4	.250	1-2	.500	0-0	.000	0	1	1	0.3	2-0	1	2	0	1	3	1.0
TOTAL	26-1	252/9.7	12-47	.255	5-20	.250	11-15	.733	9	26	35	1.3	15-0	9	8	1	5	40	1.5

2 | JORDAN DAVIS

Junior | Guard | 6-4 | 200
La Crosse, Wis. | La Crosse Central



Twitter: @jordan_davis_23 | Instagram: @jordan.davis.24

INDIVIDUAL BENCHMARKS

	SEASON	CAREER
GP/GS	22/18	62/18
5+ POINTS:	12	13
10+ POINTS:	4	4
2+ 3-PTERS MADE:	5	5
LED UW IN PTS:	2	2
LED UW IN 3PT FG:	3	3

GET TO KNOW JORDAN

Jordan Davis looks to establish himself in UW's lineup this season after earning playing time in 27 games last season for the Badgers. He averaged 6.5 minutes per game off the bench last year, including a season-high 7 points in UW's win at Minnesota. A standout athlete at La Crosse Central, Davis helped lead his team to the WIAA Division 2 state tournament each of his three years on the varsity team, capturing the state title in 2017. Davis finished his high school career with 1,101 points, 470 rebounds, 270 assists and 187 steals. Davis averaged 12.3 points, 5.5 rebounds and 3.7 assists per game as a senior, helping the Red Raiders complete a 20-5 season. On the football field, Davis was also an impressive wide receiver for the Red Raiders, posting 358 receiving yards with 5 TDs through three games before suffering a season-ending injury. He hauled in 49 receptions for 873 yards and 10 touchdowns as a junior.

TOP PERFORMANCES

- **vs. USC (11/25/22):** Scored 8 points (3-5 FG), plus 3 rebounds and 1 steal playing 25 minutes in win.
- **GREEN BAY (11/15/22):** Led UW in scoring for the first time in his career, finishing with 11 points and a career-high 3 triples (3-6 3FG), plus 3 reb and 2 stl.
- **vs. Stanford (11/11/22):** Finished with a career-high 13 points (5-9 FG), 3 rebounds and 1 steal.
- **SOUTH DAKOTA (11/7/22):** Made first career start, finishing with 6 points and a career-high 6 rebounds
- **at MINNESOTA (2/23/22):** Played a season-high 20 minutes, finishing with 7 points (3-3 FG, 1-1 3FG), 2 rebounds and 2 assists.

SEASON HIGHS

POINTS: 15 at Northwestern (1/23/23)
FIELD GOALS: 6 at Northwestern (1/23/23)
FG ATTEMPTS: 11 vs. Marquette (12/3/22)
3-POINT FGs: 4 vs. Lehigh (12/15/22)
3-POINT FGAS: 6 (5x) MR at Northwestern (1/23/23)
FREE THROWS: 2 (2x) MR vs. Green Bay (11/15/22)
FT ATTEMPTS: 3 vs. Stanford (11/11/22)
REBOUNDS: 8 (2x) MR vs. Minnesota (1/3/23)
ASSISTS: 2 (2x) MR at Maryland (1/25/23)
BLOCKS: 1 (2x) MR at Northwestern (1/23/23)
STEALS: 2 vs. Green Bay (11/15/22)
MINUTES: 37 (2x) MR at Northwestern (1/23/23)

CAREER HIGHS

POINTS: 15 at Northwestern (1/23/23)
FIELD GOALS: 6 at Northwestern (1/23/23)
FG ATTEMPTS: 11 vs. Marquette (12/3/22)
3-POINT FGs: 4 vs. Lehigh (12/15/22)
3-POINT FGAS: 6 (5x) MR at Northwestern (1/23/23)
FREE THROWS: 2 (2x) MR vs. Green Bay (11/15/22)
FT ATTEMPTS: 3 vs. Stanford (11/11/22)
REBOUNDS: 8 (2x) MR vs. Minnesota (1/3/23)
ASSISTS: 2 (2x) MR at Maryland (1/25/23)
BLOCKS: 1 (4x) MR at Northwestern (1/23/23)
STEALS: 2 vs. Green Bay (11/15/22)
MINUTES: 37 (2x) MR at Northwestern (1/23/23)

GAME-BY-GAME STATISTICS

#2 DAVIS, Jordan

Opponent	Date	GS	MIN	Total		3-Pointers		Free throws		Rebounds			PF	A	TO	BLK	STL	PTS	AVG		
				FG-FGA	PCT	3FG-3FGA	PCT	FT-FTA	PCT	OFF	DEF	TOT								AVG	
South Dakota	11/07/2022	*	20:40	3-8	.375	0-2	.000	0-1	.000	1	5	6	6.0	1	0	0	0	6	6.0		
vs Stanford	11/11/2022	*	25:02	5-9	.556	1-3	.333	2-3	.667	3	0	3	4.5	3	0	1	0	1	13	9.5	
Green Bay	11/15/2022	*	32:59	3-7	.429	3-6	.500	2-2	1.000	1	2	3	4.0	0	1	0	1	2	11	10.0	
vs Dayton	11/23/2022	*	31:07	1-7	.143	0-4	.000	0-0	.000	2	6	8	5.0	1	1	0	0	1	2	8.0	
vs Kansas	11/24/2022	*	17:28	0-5	.000	0-3	.000	0-0	.000	0	4	4	4.8	1	1	0	0	0	0	6.4	
vs Southern California	11/25/2022	*	24:55	3-5	.600	1-3	.333	1-1	1.000	1	2	3	4.5	0	1	0	0	1	8	6.7	
Wake Forest	11/29/2022	*	14:18	1-2	.500	1-2	.500	0-0	.000	0	1	1	4.0	5	0	0	0	0	3	6.1	
at Marquette	12/03/2022	*	37:06	3-11	.273	2-6	.333	0-0	.000	2	2	4	4.0	4	1	1	0	1	8	6.4	
Maryland	12/06/2022	*	22:58	3-5	.600	1-3	.333	1-2	.500	1	5	6	4.2	2	0	0	0	1	8	6.6	
at Iowa	12/11/2022	*	22:48	2-4	.500	1-3	.333	0-0	.000	0	2	2	4.0	2	0	0	0	0	5	6.4	
Lehigh	12/15/2022	*	25:19	5-8	.625	4-6	.667	0-0	.000	0	5	5	4.1	0	0	0	1	0	14	7.1	
Western Mich.	12/30/2022	*	24:15	3-7	.429	2-6	.333	1-2	.500	0	2	2	3.9	1	2	0	0	0	9	7.3	
Minnesota	01/03/2023	*	27:39	3-5	.600	1-3	.333	0-0	.000	1	7	8	4.2	2	0	1	0	0	7	7.2	
at Illinois	01/07/2023	*	26:15	2-4	.500	1-3	.333	0-1	.000	0	4	4	4.2	3	0	0	0	0	5	7.1	
Michigan St.	01/10/2023	*	22:20	0-2	.000	0-1	.000	0-0	.000	1	2	3	4.1	2	0	0	0	1	0	6.6	
at Indiana	01/14/2023	*	13:50	0-2	.000	0-2	.000	0-0	.000	0	0	0	3.9	1	1	1	0	0	0	6.2	
Penn St.	01/17/2023	*	29:15	2-7	.286	0-3	.000	0-0	.000	1	5	6	4.0	1	1	0	0	0	4	6.1	
at Northwestern	01/23/2023	*	37:35	6-10	.600	3-6	.500	0-0	.000	3	3	6	4.1	5	1	0	1	1	15	6.6	
at Maryland	01/25/2023	*	29:55	1-5	.200	1-4	.250	0-0	.000	1	3	4	4.1	2	2	0	0	0	3	6.4	
Illinois	01/28/2023	*	21:39	0-4	.000	0-2	.000	0-0	.000	0	2	2	4.0	0	0	2	0	0	0	6.1	
at Ohio St.	02/02/2023	*	06:19	0-1	.000	0-1	.000	0-0	.000	0	0	0	3.8	2	0	0	0	1	0	5.8	
Northwestern	02/05/2023	*	14:04	0-2	.000	0-2	.000	0-0	.000	1	1	2	3.7	1	0	0	0	0	0	5.5	
Totals			18	527:45	46-120	.383	22-74	.297	7-12	.583	19	63	82	3.7	39	12	6	3	10	121	5.5

CAREER STATISTICS

DAVIS, Jordan

SEASON TEAM	GP-GS	MIN/AVG	Field Goals		3-Point		F-Throws		Rebounds			Scoring								
			FG-FGA	FG%	3FG-3FGA	3FG%	FT-FTA	FT%	OFF	DEF	TOT	AVG	PF-FO	A	TO	BLK	STL	PTS	AVG	
2020-21 Wisc	13-0	20/1.6	3-6	.500	2-5	.400	0-0	.000	0	1	1	0.1	0-0	0	1	0	0	0	8	0.6
2021-22 Wisc	27-0	175/6.5	13-40	.325	8-28	.286	1-3	.333	9	15	24	0.9	19-0	4	6	3	4	35	1.3	
2022-23 Wisc	22-18	528/24.0	46-120	.383	22-74	.297	7-12	.583	19	63	82	3.7	39-2	12	6	3	10	121	5.5	
TOTAL	62-18	724/11.7	62-166	.373	32-107	.299	8-15	.533	28	79	107	1.7	58-2	16	13	6	14	164	2.6	

3 | CONNOR ESSEGIAN

Freshman | Guard | 6-4 | 185
Fort Wayne, Ind. | Central Noble



Twitter: @CEssegian | Instagram: @connoressegian

INDIVIDUAL BENCHMARKS

	SEASON	CAREER
GP/GS:	22/6	22/6
5+ POINTS:	20	20
10+ POINTS:	15	15
2+ 3-PTERS MADE:	18	18
LED TEAM IN 3FGS:	11	11

GET TO KNOW CONNOR

True freshman guard Connor Essegian (pronounced "eh-SEE-gin") begins his first season with the Badgers after finishing his high school career as one of the most prolific prep scorers in Indiana basketball history. The 6-foot-4 guard from Fort Wayne, Indiana scored 2,526 career points for Central Noble High School, which ranked No. 10 on the all-time scoring list in the state of Indiana. Finishing as Central Noble's all-time leading scorer, he broke a record that stood for 44 years. His senior season, Essegian averaged over 26 points per game, converting 43 percent from 3-point range and 68 percent overall from the floor. He led Central Noble to the Class 2A state basketball championship game his senior season. As a sophomore, Essegian led Central Noble to its first NECC Tournament title in 50 years and the best season in program history at 22-5 overall. He scored 648 points that sophomore season, which went down as the highest single-season scoring total in Noble county history.

TOP PERFORMANCES

- **vs. #3 Kansas (11/24/22):** Played a career-high 31 minutes off the bench, sparking the Badgers with 17 points (6-12 FG), plus 5 rebounds.
- **vs. USC (11/25/22):** Hit a career-high 4 triples, finishing with 12 points (4-6 3FG) and 4 rebounds.
- **vs. Dayton (11/23/22):** Scored a team-high 13 points (3-6 FG, 2-4 3FG) in 19 minutes off the bench.

SEASON HIGHS

POINTS: 19 at Maryland (1/25/23)
FIELD GOALS: 6 (2x) MR at Maryland (1/25/23)
FG ATTEMPTS: 14 vs. Northwestern (2/5/23)
3-POINT FGS: 5 vs. Northwestern (2/5/23)
3-POINT FGAS: 11 vs. Northwestern (2/5/23)
FREE THROWS: 5 (2x) MR at Ohio State (2/2/23)
FT ATTEMPTS: 6 at Ohio State (2/2/23)
REBOUNDS: 11 at Indiana (1/14/23)
ASSISTS: 3 (2x) MR vs. Maryland (12/6/22)
BLOCKS: 1 (2x) MR vs. Maryland (12/6/22)
STEALS: 2 vs. Minnesota (1/3/23)
MINUTES: 35 (3x) MR at Ohio State (2/2/23)

CAREER HIGHS

POINTS: 19 at Maryland (1/25/23)
FIELD GOALS: 6 (2x) MR at Maryland (1/25/23)
FG ATTEMPTS: 14 vs. Northwestern (2/5/23)
3-POINT FGS: 5 vs. Northwestern (2/5/23)
3-POINT FGAS: 11 vs. Northwestern (2/5/23)
FREE THROWS: 5 (2x) MR at Ohio State (2/2/23)
FT ATTEMPTS: 6 at Ohio State (2/2/23)
REBOUNDS: 11 at Indiana (1/14/23)
ASSISTS: 3 (2x) MR vs. Maryland (12/6/22)
BLOCKS: 1 (2x) MR vs. Maryland (12/6/22)
STEALS: 2 vs. Minnesota (1/3/23)
MINUTES: 35 (3x) MR at Ohio State (2/2/23)

GAME-BY-GAME STATISTICS

#3 ESSEGIAN, Connor

Opponent	Date	GS	MIN	Total			3-Pointers		Free throws		Rebounds			PF	A	TO	BLK	STL	PTS	AVG
				FG-FGA	PCT	3FG-3FGA	PCT	FT-FTA	PCT	OFF	DEF	TOT	AVG							
South Dakota	11/07/2022		14:23	2-3	.667	2-3	.667	0-0	.000	0	1	1	1.0	2	1	1	0	1	6	6.0
vs Stanford	11/11/2022		23:01	3-9	.333	2-4	.500	0-0	.000	0	2	2	1.5	1	0	0	0	0	8	7.0
Green Bay	11/15/2022		07:29	0-1	.000	0-0	.000	2-2	1.000	0	1	1	1.3	0	0	2	0	0	2	5.3
vs Dayton	11/23/2022		19:23	3-6	.500	2-4	.500	5-5	1.000	0	2	2	1.5	1	0	1	0	1	13	7.3
vs Kansas	11/24/2022		31:05	6-12	.500	3-7	.429	2-2	1.000	1	4	5	2.2	2	1	1	0	1	17	9.2
vs Southern California	11/25/2022		25:27	4-8	.500	4-6	.667	0-0	.000	0	4	4	2.5	1	0	1	0	1	12	9.7
Wake Forest	11/29/2022		22:60	3-7	.429	2-5	.400	4-4	1.000	2	2	4	2.7	2	2	3	0	0	12	10.0
at Marquette	12/03/2022		22:50	5-10	.500	2-5	.400	0-0	.000	1	2	3	2.8	4	3	1	0	1	12	10.3
Maryland	12/06/2022		22:06	2-7	.286	2-5	.400	2-2	1.000	0	1	1	2.6	0	3	0	0	1	8	10.0
at Iowa	12/11/2022		32:15	5-11	.455	2-6	.333	2-2	1.000	0	6	6	2.9	0	1	3	0	1	14	10.4
Lehigh	12/15/2022		20:08	5-10	.500	3-7	.429	0-0	.000	2	4	6	3.2	1	0	1	0	1	13	10.6
Western Mich.	12/30/2022		23:07	2-6	.333	2-6	.333	2-2	1.000	0	2	2	3.1	2	1	0	0	0	8	10.4
Minnesota	01/03/2023		19:42	3-7	.429	1-3	.333	4-5	.800	0	4	4	3.2	1	0	1	0	2	11	10.5
at Illinois	01/07/2023		22:39	2-5	.400	1-3	.333	0-0	.000	0	0	0	2.9	3	0	2	0	0	5	10.1
Michigan St.	01/10/2023		27:40	5-7	.714	3-4	.750	0-0	.000	1	0	1	2.8	0	0	0	0	1	13	10.3
at Indiana	01/14/2023		33:18	4-13	.308	3-7	.429	3-4	.750	2	9	11	3.3	1	1	1	0	0	14	10.5
Penn St.	01/17/2023	*	33:20	4-7	.571	2-4	.500	0-0	.000	0	3	3	3.3	3	0	0	0	1	10	10.5
at Northwestern	01/23/2023	*	34:53	3-11	.273	2-8	.250	2-2	1.000	0	4	4	3.3	1	2	1	0	0	10	10.4
at Maryland	01/25/2023	*	34:57	6-12	.500	4-6	.667	3-4	.750	1	3	4	3.4	2	0	2	0	0	19	10.9
Illinois	01/28/2023	*	26:34	0-5	.000	0-4	.000	3-4	.750	0	0	0	3.2	2	1	2	0	0	3	10.5
at Ohio St.	02/02/2023	*	35:26	5-10	.500	2-5	.400	5-6	.833	1	6	7	3.4	2	1	1	0	1	17	10.8
Northwestern	02/05/2023	*	34:25	5-14	.357	5-11	.455	0-1	.000	1	3	4	3.4	2	1	0	0	0	15	11.0
Totals			6	567:06	.425	49-113	.434	39-45	.867	12	63	75	3.4	33	18	24	0	13	242	11.0

CAREER STATISTICS

ESSEGIAN, Connor

SEASON TEAM	GP-GS	MIN/AVG	Field Goals		3-Point		F-Throws		Rebounds			Scoring							
			FG-FGA	FG%	3FG-3FGA	3FG%	FT-FTA	FT%	OFF	DEF	TOT	AVG	PF	F	A	TO	BLK	STL	PTS
2022-23 Wisc	22-6	567/25.8	77-181	.425	49-113	.434	39-45	.867	12	63	75	3.4	33-0	18	24	0	13	242	11.0
TOTAL	22-6	567/25.8	77-181	.425	49-113	.434	39-45	.867	12	63	75	3.4	33-0	18	24	0	13	242	11.0

4 | KAMARI MCGEE

Sophomore | Guard | 6-0 | 180
Racine, Wis. | Racine St. Catherine's (Green Bay)



Twitter: @KamariMcGee | Instagram: @killla._kam

INDIVIDUAL BENCHMARKS

	SEASON	CAREER
GP/GS:	18/0	48/22
10+ POINTS:	--	16
20+ POINTS:	--	5
5+ REBOUNDS:	--	5
3+ ASSISTS:	--	9
2+ STEALS:	--	8
LED TEAM IN PTS:	--	11
LED TEAM IN AST:	--	12

GET TO KNOW KAMARI

A sophomore from Racine, Wisconsin, Kamari McGee returns home to play for the Badgers after transferring from Green Bay. The point guard was named to the 2021-22 Horizon League All-Freshman Team last season, playing in 30 games (20 starts) for the Phoenix as the team's leading scorer with 11.6 points per game. McGee posted four 20-plus point performances in his freshman season at Green Bay, including a career-high 24 points against Wright State. A standout prep athlete at Racine St. Catherine's, McGee helped lead the Angels to a 29-1 record his senior season and capture the 2020 WIAA Division 3 state championship. He averaged 17 points, seven rebounds and four assists per game as a senior.

TOP CAREER PERFORMANCES

- **at Marquette (12/03/22):** Scored his first points as a Badger, finishing with 5 pts off the bench in a win.
- **WRIGHT STATE (2/9/22):** Finished with a career-high 24 points, 5 rebounds and 5 steals.

SEASON HIGHS

POINTS: 5 vs. Marquette (12/3/22)
FIELD GOALS: 2 vs. Marquette (12/3/22)
FG ATTEMPTS: 4 at Maryland (1/25/23)
3-POINT FGS: 1 (2x) MR at Northwestern (1/23/23)
3-POINT FGAS: 2 vs. Marquette (12/3/22)
FREE THROWS: 1 vs. Western Michigan (12/30/22)
FT ATTEMPTS: 2 vs. Western Michigan (12/30/22)
REBOUNDS: 2 (2x) MR vs. Marquette (12/3/22)
ASSISTS: 2 (2x) MR vs. Lehigh (12/15/22)
BLOCKS: --
STEALS: 1 (5x) MR vs. Northwestern (2/6/23)
MINUTES: 12 vs. Lehigh (12/15/22)

CAREER HIGHS

POINTS: 24 vs. Wright State (2/9/22)*
FIELD GOALS: 9 (2x) MR vs. Wright State (2/9/22)*
FG ATTEMPTS: 19 vs. UIC (1/15/22)*
3-POINT FGS: 2 (9x) MR vs. Detroit (3/1/22)*
3-POINT FGAS: 8 at Milwaukee (2/13/22)*
FREE THROWS: 8 vs. Milwaukee (1/5/22)*
FT ATTEMPTS: 8 vs. Milwaukee (1/5/22)*
REBOUNDS: 9 (2x) MR vs. Detroit (3/1/22)*
ASSISTS: 4 (2x) MR vs. Cleveland St (2/20/22)*
BLOCKS: 1 (2x) MR vs. Pur-Ft Wayne (2/18/22)*
STEALS: 4 at IUPUI (2/26/22)*
MINUTES: 40 vs. UIC (1/15/22)*

*recorded at Green Bay

GAME-BY-GAME STATISTICS

#4 MCGEE, Kamari

Opponent	Date	GS	MIN	Total		3-Pointers		Free throws		Rebounds				Scoring						
				FG-FGA	PCT	3FG-3FGA	PCT	FT-FTA	PCT	OFF	DEF	TOT	AVG	PF	A	TO	BLK	STL	PTS	AVG
South Dakota	11/07/2022		08:02	0-1	.000	0-1	.000	0-0	.000	0	2	2	2.0	2	2	1	0	1	0	0.0
vs Stanford	11/11/2022		01:37	0-0	.000	0-0	.000	0-0	.000	0	0	0	1.0	1	0	0	0	0	0.0	
Green Bay	11/15/2022		05:30	0-0	.000	0-0	.000	0-0	.000	0	0	0	0.7	1	1	0	0	0	0.0	
vs Kansas	11/24/2022		04:44	0-0	.000	0-0	.000	0-0	.000	0	1	1	0.8	3	0	0	0	0	0.0	
at Marquette	12/03/2022		09:55	2-3	.667	1-2	.500	0-0	.000	1	1	2	1.0	0	0	1	0	0	5	1.0
Maryland	12/06/2022		02:31	0-0	.000	0-0	.000	0-0	.000	0	0	0	0.8	0	0	0	0	0	0.8	
at Iowa	12/11/2022		03:47	0-1	.000	0-1	.000	0-0	.000	0	0	0	0.7	0	0	0	0	1	0.7	
Lehigh	12/15/2022		11:53	0-1	.000	0-1	.000	0-0	.000	0	1	1	0.8	2	2	1	0	1	0.6	
Western Mich.	12/30/2022		08:41	0-1	.000	0-1	.000	1-2	.500	0	1	1	0.8	0	1	0	0	0	1.7	
Minnesota	01/03/2023		03:30	0-0	.000	0-0	.000	0-0	.000	0	0	0	0.7	0	0	0	0	0	0.6	
at Illinois	01/07/2023		02:29	0-1	.000	0-1	.000	0-0	.000	0	0	0	0.6	1	0	1	0	0	0.5	
at Indiana	01/14/2023		01:43	1-1	1.000	0-0	.000	0-0	.000	0	0	0	0.6	0	0	0	0	0	2	0.7
Penn St.	01/17/2023		02:45	0-0	.000	0-0	.000	0-0	.000	0	0	0	0.5	0	0	0	0	0	0.6	
at Northwestern	01/23/2023		06:38	1-1	1.000	1-1	1.000	0-0	.000	0	1	1	0.6	2	0	0	0	3	0.8	
at Maryland	01/25/2023		08:33	0-4	.000	0-1	.000	0-0	.000	0	0	0	0.5	0	0	0	0	1	0.7	
Illinois	01/28/2023		01:26	0-0	.000	0-0	.000	0-0	.000	0	0	0	0.5	1	0	0	0	0	0.7	
at Ohio St.	02/02/2023		04:44	0-0	.000	0-0	.000	0-0	.000	0	0	0	0.5	0	1	0	0	0	0.6	
Northwestern	02/05/2023		03:48	1-1	1.000	0-0	.000	0-0	.000	0	1	1	0.5	1	1	0	0	1	2	0.7
Totals			0 92:17	5-15	.333	2-9	.222	1-2	.500	1	8	9	0.5	14	8	5	0	5	13	0.7

CAREER STATISTICS

MCGEE, Kamari

SEASON	TEAM	GP-GS	MIN/AVG	Field Goals		3-Point		F-Throws		Rebounds				Scoring						
				FG-FGA	FG%	3FG-3FGA	3FG%	FT-FTA	FT%	OFF	DEF	TOT	AVG	PF-FO	A	TO	BLK	STL	PTS	AVG
2021-22	GB	30-21	873/29.1	132-340	.388	25-91	.275	59-73	.808	16	67	83	2.8	72-1	58	76	2	32	348	11.6
2022-23	Wisc	18-0	92/5.1	5-15	.333	2-9	.222	1-2	.500	1	8	9	0.5	14-0	8	5	0	5	13	0.7
TOTAL FOR Wisc		18-0	92/5.1	5-15	.333	2-9	.222	1-2	.500	1	8	9	0.5	14-0	8	5	0	5	13	0.7
TOTAL		48-21	966/20.1	137-355	.386	27-100	.270	60-75	.800	17	75	92	1.9	86-1	66	81	2	37	361	7.5

5 | TYLER WAHL

Senior | Forward | 6-9 | 225
Lakeville, Minn. | Lakeville North



Twitter: @tjwahl01 | Instagram: @tjwahl01

INDIVIDUAL BENCHMARKS

	SEASON	CAREER
GP/GS:	19/19	113/72
10+ POINTS:	12	36
20+ POINTS:	2	5
5+ REBOUNDS:	12	54
10+ REBOUNDS:	2	9
DOUBLE-DOUBLES:	2	6
2+ BLOCKS:	2	14
LED UW IN PTS:	4	8
LED UW IN REB:	8	24

GET TO KNOW TYLER

Senior forward Tyler Wahl has not only become one of the most valuable players in the Big Ten, but one of the most versatile in the country. Wahl is the most experienced Badger on this season's squad. Skilled both defensively and offensively, Wahl averaged 11.4 points and 5.9 rebounds per game last season, while also leading the team in steals (37) and ranking second in blocks (25). One of Wahl's best performances came in UW's Big Ten title-clinching home win over No. 8 Purdue, during which he posted a team-high 19 points, five steals, two blocks, two rebounds and two assists. As a prep senior at Lakeville North, Wahl averaged 18.0 points, 10.0 rebounds and 6.6 assists per game, leading the Panthers to a 27-5 record, the school's first-ever conference title, and an appearance in the Class AAAA state championship game. He earned back-to-back AP second-team All-State honors as a junior and senior, setting the school record for rebounds (905) and finishing third in Panther history with 1,397 points.

HONORS

- 2022 Battle 4 Atlantis All-Tournament Team
- 2022 All-Big Ten Honorable Mention

TOP SEASON PERFORMANCES

- **vs. #3 KANSAS (11/24/22):** Matched a career-high with 23 points, plus 10 reb, 3 stl and 2 ast.
- **SOUTH DAKOTA (11/7/22):** Posted his 5th career double-double with 19 points and 10 rebounds.
- **#8 PURDUE (3/1/22):** Team-high 19 points and career-high 5 steals in conference clinching win
- **RUTGERS (2/12/22):** Led UW with a career-high 23 points (9-14 FG, 1-1 3FG, 4-5 FT), 3 reb, 2 ast, 2 stl
- **#16 OHIO STATE (1/13/22):** Scored 20 points, grabbed 7 rebounds, dished 6 assists, and 3 steals

SEASON HIGHS

POINTS: 23 vs. Kansas (11/24/22)
FIELD GOALS: 9 at Iowa (12/11/22)
FG ATTEMPTS: 19 vs. Kansas (11/24/22)
3-POINT FGS: 1 (7x) MR vs. Illinois (1/28/23)
3-POINT FGAS: 4 at Northwestern (1/23/23)
FREE THROWS: 9 vs. South Dakota (11/7/22)
FT ATTEMPTS: 10 vs. South Dakota (11/7/22)
REBOUNDS: 10 (2x) MR vs. Kansas (11/24/22)
ASSISTS: 4 (3x) MR vs. Northwestern (2/6/23)
BLOCKS: 2 (2x) MR vs. W Michigan (12/30/22)
STEALS: 4 at Iowa (12/6/22)
MINUTES: 40 at Iowa (12/11/22)

CAREER HIGHS

POINTS: 23 (2x) MR vs. Kansas (11/24/22)
FIELD GOALS: 9 (2x) MR at Iowa (12/11/22)
FG ATTEMPTS: 19 vs. Kansas (11/24/22)
3-POINT FGS: 2 (3x) MR vs. Ohio State (1/13/22)
3-POINT FGAS: 5 at Nebraska (2/10/21)
FREE THROWS: 9 vs. South Dakota (11/7/22)
FT ATTEMPTS: 12 vs. Illinois St (12/29/21)
REBOUNDS: 15 vs. Green Bay (12/1/20)
ASSISTS: 6 vs. Ohio State (1/13/22)
BLOCKS: 4 vs. Saint Mary's (11/24/21)
STEALS: 5 (2x) MR vs. Nebraska (3/6/22)
MINUTES: 40 at Iowa (12/11/22)

GAME-BY-GAME STATISTICS

#5 WAHL, Tyler

Opponent	Date	GS	MIN	Total		3-Pointers		Free throws		Rebounds			PF	A	TO	BLK	STL	PTS	AVG		
				FG-FGA	PCT	3FG-3FGA	PCT	FT-FTA	PCT	OFF	DEF	TOT								AVG	
South Dakota	11/07/2022	*	26:58	5-11	.455	0-3	.000	9-10	.900	3	7	10	10.0	2	4	3	1	2	19	19.0	
vs Stanford	11/11/2022	*	32:48	6-13	.462	1-2	.500	4-8	.500	1	4	5	7.5	2	0	2	0	3	17	18.0	
Green Bay	11/15/2022	*	23:49	2-11	.182	0-1	.000	4-4	1.000	2	7	9	8.0	4	0	4	0	0	8	14.7	
vs Dayton	11/23/2022	*	24:06	1-8	.125	0-2	.000	1-1	1.000	2	1	3	6.8	4	0	3	0	1	3	11.8	
vs Kansas	11/24/2022	*	35:00	8-19	.421	0-1	.000	7-8	.875	3	7	10	7.4	4	2	2	0	3	23	14.0	
vs Southern California	11/25/2022	*	35:22	6-12	.500	0-1	.000	2-3	.667	1	8	9	7.7	0	3	2	0	0	14	14.0	
Wake Forest	11/29/2022	*	30:55	6-14	.429	0-1	.000	5-5	1.000	1	3	4	7.1	3	2	2	0	0	17	14.4	
at Marquette	12/03/2022	*	38:33	6-12	.500	1-3	.333	2-4	.500	0	7	7	7.1	3	1	5	1	2	15	14.5	
Maryland	12/06/2022	*	28:48	3-10	.300	0-1	.000	3-7	.429	0	5	5	6.9	5	3	3	2	1	9	13.9	
at Iowa	12/11/2022	*	40:05	9-14	.643	1-2	.500	2-5	.400	1	6	7	6.9	4	3	4	0	4	21	14.6	
Lehigh	12/15/2022	*	31:50	5-11	.455	1-1	1.000	2-4	.500	2	5	7	6.9	0	4	3	0	2	13	14.5	
Western Mich.	12/30/2022	*	25:45	5-10	.500	0-0	.000	0-2	.000	1	4	5	6.8	2	2	2	2	0	10	14.1	
Minnesota	01/03/2023	*	08:50	1-5	.200	0-1	.000	0-0	.000	0	2	2	6.4	0	0	0	1	0	2	13.2	
Penn St.	01/17/2023	*	32:50	3-10	.300	1-1	1.000	3-6	.500	2	3	5	6.3	3	2	1	1	1	10	12.9	
at Northwestern	01/23/2023	*	35:01	4-10	.400	1-4	.250	2-5	.400	1	4	5	6.2	4	3	4	0	0	11	12.8	
at Maryland	01/25/2023	*	32:18	6-13	.462	0-0	.000	1-1	1.000	1	3	4	6.1	1	3	1	0	0	13	12.8	
Illinois	01/28/2023	*	19:17	4-7	.571	1-2	.500	0-0	.000	0	4	4	5.9	4	1	1	0	0	9	12.6	
at Ohio St.	02/02/2023	*	33:58	2-10	.200	0-1	.000	1-5	.200	2	2	4	5.8	2	2	1	0	2	5	12.2	
Northwestern	02/05/2023	*	29:42	2-5	.400	0-0	.000	1-4	.250	0	1	1	5.6	3	4	1	0	1	5	11.8	
Totals			19	565:55	84-205	.410	7-27	.259	49-82	.598	23	83	106	5.6	50	39	44	8	22	224	11.8

CAREER STATISTICS

WAHL, Tyler

SEASON	TEAM	GP-GS	MIN/AVG	Field Goals		3-Point		F-Throws		Rebounds			Scoring							
				FG-FGA	FG%	3FG-3FGA	3FG%	FT-FTA	FT%	OFF	DEF	TOT	AVG	PF-FO	A	TO	BLK	STL	PTS	AVG
2019-20	Wisc	31-3	478/15.4	34-79	.430	6-28	.214	7-18	.389	34	48	82	2.6	64-0	32	33	5	20	81	2.6
2020-21	Wisc	31-18	762/24.6	58-133	.436	10-36	.278	34-60	.567	33	100	133	4.3	68-1	42	28	21	31	160	5.2
2021-22	Wisc	32-32	973/30.4	145-281	.516	6-37	.162	70-100	.700	52	137	189	5.9	80-1	49	52	25	37	366	11.4
2022-23	Wisc	19-19	566/29.8	84-205	.410	7-27	.259	49-82	.598	23	83	106	5.6	50-1	39	44	8	22	224	11.8
TOTAL		113-72	2779/24.6	321-698	.460	29-128	.227	160-260	.615	142	368	510	4.5	262-3	162	157	59	110	831	7.4

11 | MAX KLESMIT

Junior | Guard | 6-3 | 200
Neenah, Wis. | Neenah



Twitter: @maxkle2 | Instagram: @maxklesmit

INDIVIDUAL BENCHMARKS

	SEASON	CAREER
GP/GS:	20/20	70/53
10+ POINTS:	6	38
20+ POINTS:	--	7
5+ REBOUNDS:	3	15
3+ ASSISTS:	3	13
LED TEAM IN PTS:	--	12
LED TEAM IN 3FGS:	1	17

GET TO KNOW MAX

A junior guard from Neenah, Wisconsin, Max Klesmit returns home to the state of Wisconsin looking to live out a life-long dream of playing for the Badgers. Klesmit spent the last two seasons at Wofford, where he played in 50 games and made 33 starts. The team's second-leading scorer his sophomore season, Klesmit was a third-team All-Southern Conference honoree after he averaged 14.9 points per game and shot 44.6 percent from the floor. A standout prep athlete at Neenah High School, Klesmit was named the Fox Valley Association Player of the Year as a senior, averaging 25.5 points and 7.8 rebounds per game while leading the Rockets to a 23-2 record and a section final.

HONORS

- 2021-22 Third-Team All-Southern Conference
- 2020-21 Southern Conference All-Freshman Team
- 2020-21 Southern Conference Academic Honor Roll

TOP CAREER PERFORMANCES

- **vs. #3 Kansas (11/24/22):** Played a career-high 43 minutes, finishing with 13 points (4-6 FG, 2-3 3FG).
- **SOUTH DAKOTA (11/7/22):** Made his Badger debut, finishing with 11 points (2-3 3FG).
- **THE CITADEL (1/19/22):** Matched career-high with 27 points (10-16 FG, 5-8 3FG), plus 5 rebounds
- **at South Carolina (11/23/22):** Scored a career-high 27 points (8-10 FG, 5-7 3FG), plus 4 steals

SEASON HIGHS

POINTS: 13 (2x) MR vs. Marquette (12/3/22)
FIELD GOALS: 4 (6x) MR at Ohio State (2/2/23)
FG ATTEMPTS: 10 (2x) MR vs. Illinois (1/28/23)
3-POINT FGS: 3 vs. Illinois (1/28/23)
3-POINT FGAS: 7 at Ohio State (2/2/23)
FREE THROWS: 4 vs. Marquette (12/3/22)
FT ATTEMPTS: 5 vs. Marquette (12/3/22)
REBOUNDS: 8 vs. Illinois (1/28/23)
ASSISTS: 4 vs. Marquette (12/3/22)
BLOCKS: 1 (5x) MR vs. Northwestern (2/5/23)
STEALS: 3 (2x) MR at Indiana (1/14/23)
MINUTES: 43 vs. Kansas (11/24/22)

CAREER HIGHS

POINTS: 27 (2x) MR vs. The Citadel (1/19/22)*
FIELD GOALS: 10 vs. The Citadel (1/19/22)*
FG ATTEMPTS: 16 (3x) MR at Chattanooga (1/26/22)*
3-POINT FGS: 5 (2x) MR vs. The Citadel (1/19/22)*
3-POINT FGAS: 10 (3x) MR vs. ETSU (2/5/22)*
FREE THROWS: 7 (2x) MR at Samford (2/9/22)*
FT ATTEMPTS: 10 at Samford (2/9/22)*
REBOUNDS: 8 vs. Illinois (1/28/23)
ASSISTS: 6 vs. W Carolina (2/12/22)*
BLOCKS: 1 (4x) MR at Illinois (1/7/23)
STEALS: 5 at The Citadel (2/16/22)*
MINUTES: 43 vs. Kansas (11/24/22)

*recorded at Wofford

GAME-BY-GAME STATISTICS

#11 KLESMIT, Max

Opponent	Date	GS	MIN	Total		3-Pointers		Free throws		Rebounds			PF	A	TO	BLK	STL	PTS	AVG		
				FG-FGA	PCT	3FG-3FGA	PCT	FT-FTA	PCT	OFF	DEF	TOT								AVG	
South Dakota	11/07/2022	*	30:39	3-6	.500	2-3	.667	3-4	.750	0	4	4	4.0	2	0	2	0	1	11	11.0	
vs Stanford	11/11/2022	*	16:59	0-1	.000	0-1	.000	0-0	.000	0	3	3	3.5	4	1	0	0	1	0	5.5	
Green Bay	11/15/2022	*	35:57	2-5	.400	2-4	.500	3-4	.750	1	4	5	4.0	1	1	0	0	2	9	6.7	
vs Dayton	11/23/2022	*	22:14	1-5	.200	1-3	.333	0-0	.000	0	5	5	4.3	2	0	1	1	2	3	5.8	
vs Kansas	11/24/2022	*	43:08	4-6	.667	2-3	.667	3-4	.750	0	1	1	3.6	2	2	0	0	1	13	7.2	
vs Southern California	11/25/2022	*	30:50	0-2	.000	0-1	.000	0-0	.000	0	1	1	3.2	3	2	1	0	0	6.0		
Wake Forest	11/29/2022	*	36:07	1-3	.333	0-2	.000	0-0	.000	0	1	1	2.9	2	3	1	0	3	2	5.4	
at Marquette	12/03/2022	*	34:22	4-8	.500	1-3	.333	4-5	.800	0	3	3	2.9	3	4	2	0	2	13	6.4	
Maryland	12/06/2022	*	34:27	2-6	.333	1-3	.333	2-2	1.000	0	3	3	2.9	2	2	1	0	2	7	6.4	
at Iowa	12/11/2022	*	30:20	3-5	.600	1-2	.500	0-0	.000	0	2	2	2.8	3	2	1	0	1	7	6.5	
Lehigh	12/15/2022	*	29:19	3-5	.600	2-3	.667	0-0	.000	0	1	1	2.6	1	3	1	0	1	8	6.6	
Western Mich.	12/30/2022	*	31:12	3-5	.600	1-3	.333	0-0	.000	0	0	0	2.4	0	0	0	0	1	7	6.7	
Minnesota	01/03/2023	*	34:58	2-8	.250	1-4	.250	0-0	.000	0	1	1	2.3	3	3	2	1	3	5	6.5	
at Illinois	01/07/2023	*	33:13	4-9	.444	2-5	.400	1-3	.333	1	3	4	2.4	4	1	0	1	2	11	6.9	
Michigan St.	01/10/2023	*	28:53	2-7	.286	1-5	.200	2-2	1.000	0	2	2	2.4	4	1	0	1	2	7	6.9	
at Indiana	01/14/2023	*	32:53	4-10	.400	1-5	.200	0-3	.000	1	1	2	2.4	2	1	0	0	3	9	7.0	
Penn St.	01/17/2023	*	09:47	1-4	.250	1-3	.333	0-0	.000	0	1	1	2.3	2	0	0	0	0	3	6.8	
Illinois	01/28/2023	*	34:25	4-10	.400	3-6	.500	1-3	.333	2	6	8	2.6	2	2	0	0	2	12	7.1	
at Ohio St.	02/02/2023	*	31:58	4-9	.444	2-7	.286	2-2	1.000	0	1	1	2.5	3	1	1	0	1	12	7.3	
Northwestern	02/05/2023	*	31:31	2-6	.333	1-4	.250	1-2	.500	1	2	3	2.6	0	1	3	1	1	6	7.3	
Totals			20	613:13	49-120	.408	25-70	.357	22-34	.647	6	45	51	2.6	45	29	17	4	31	145	7.3

CAREER STATISTICS

KLESMIT, Max

SEASON	TEAM	GP-GS	MIN/AVG	Field Goals		3-Point		F-Throws		Rebounds			Scoring							
				FG-FGA	FG%	3FG-3FGA	3FG%	FT-FTA	FT%	OFF	DEF	TOT	PF-FO	A	TO	BLK	STL	PTS	AVG	
2020-21	WOF	19-2	429/22.6	54-116	.466	25-67	.373	22-26	.846	9	43	52	2.7	46-1	22	23	0	24	155	8.2
2021-22	WOF	31-31	986/31.8	156-350	.446	68-200	.340	82-98	.837	13	73	86	2.8	84-2	60	66	3	50	462	14.9
2022-23	Wisc	20-20	613/30.7	49-120	.408	25-70	.357	22-34	.647	6	45	51	2.6	45-0	29	17	4	31	145	7.3
TOTAL FOR Wisc	20-20	613/30.7	49-120	.408	25-70	.357	22-34	.647	6	45	51	2.6	45-0	29	17	4	31	145	7.3	
TOTAL	70-53	2028/29.0	259-586	.442	118-337	.350	126-158	.797	28	161	189	2.7	175-3	111	106	7	105	762	10.9	

14 | CARTER GILMORE

Junior | Forward | 6-7 | 225
Hartland, Wis. | Arrowhead



Twitter: @CarterGilmore03 | Instagram: @cartergilmore_

INDIVIDUAL BENCHMARKS

	SEASON	CAREER
GP/GS:	22/4	53/3
5+ POINTS:	7	8
10+ POINTS:	--	--
5+ REBOUNDS:	3	5
2+ BLOCKS:	--	1

GET TO KNOW CARTER

Carter Gilmore is now in his third season with the Badgers. Last year, he played in 22 games for UW and came off the bench averaging 7.8 minutes per contest. He scored a season-high 5 points in UW's opener against St. Francis Brooklyn. A preferred walk-on who has since earned a scholarship, Gilmore was a standout in-state recruit at Arrowhead. Named the Classic Eight Conference Player of the Year, Gilmore led Arrowhead to a program-best record of 23-1 and a regional championship his senior season. Gilmore finished his prep career as Arrowhead's all-time leading scorer (1,565 pts). As a senior, he averaged 26.8 points, 11.3 rebounds and 5.6 assists per game. Carter's father, Brian, was on the coaching staff of Bo Ryan's first Division III national championship team at UW-Platteville in 1991. Carter's mother, Stephanie, was a stand-out player on the UW-Platteville women's team, inducted into the WIAC Hall of Fame in 2018.

TOP CAREER PERFORMANCES

- **GREEN BAY (11/15/22):** Played a season-high 21 minutes, matching career highs with 5 points and 5 rebounds, plus 1 assist and 1 steal in the win.

SEASON HIGHS

POINTS: 8 at Iowa (12/11/22)
FIELD GOALS: 4 at Iowa (12/11/22)
FG ATTEMPTS: 7 at Iowa (12/11/22)
3-POINT FGS: 1 (5x) MR vs. Illinois (1/28/23)
3-POINT FGAS: 2 (4x) MR vs. Illinois (1/28/23)
FREE THROWS: 2 (2x) MR at Northwestern (1/23/23)
FT ATTEMPTS: 5 vs. Maryland (12/6/22)
REBOUNDS: 7 at Illinois (1/7/23)
ASSISTS: 3 (2x) MR vs. W Michigan (12/30/22)
BLOCKS: 1 (2x) MR vs. Maryland (12/6/22)
STEALS: 2 (2x) MR vs. Kansas (11/24/22)
MINUTES: 33 at Indiana (1/14/23)

CAREER HIGHS

POINTS: 8 at Iowa (12/11/22)
FIELD GOALS: 4 at Iowa (12/11/22)
FG ATTEMPTS: 7 at Iowa (12/11/22)
3-POINT FGS: 1 (5x) MR vs. vs. Illinois (1/28/23)
3-POINT FGAS: 3 at Purdue (1/3/22)
FREE THROWS: 2 (3x) MR at Northwestern (1/23/23)
FT ATTEMPTS: 5 vs. vs. Maryland (12/6/22)
REBOUNDS: 7 at Illinois (1/7/23)
ASSISTS: 3 (2x) MR vs. W Michigan (12/30/22)
BLOCKS: 1 (2x) MR vs. Maryland (12/6/22)
STEALS: 2 (2x) MR vs. Kansas (11/24/22)
MINUTES: 33 at Indiana (1/14/23)

GAME-BY-GAME STATISTICS

#14 GILMORE, Carter

Opponent	Date	GS	MIN	Total		3-Pointers		Free throws		Rebounds			PF	A	TO	BLK	STL	PTS	AVG		
				FG-FGA	PCT	3FG-3FGA	PCT	FT-FTA	PCT	OFF	DEF	TOT								AVG	
South Dakota	11/07/2022		12:12	1-1	1.000	0-0	.000	0-0	.000	2	1	3	3.0	0	1	0	0	1	2	2.0	
vs Stanford	11/11/2022		12:07	1-4	.250	0-0	.000	0-0	.000	0	1	1	2.0	3	0	0	1	2	2	2.0	
Green Bay	11/15/2022		20:44	2-4	.500	1-1	1.000	0-0	.000	2	3	5	3.0	4	1	2	0	1	5	3.0	
vs Dayton	11/23/2022		19:28	0-3	.000	0-1	.000	0-0	.000	1	2	3	3.0	3	0	0	0	1	0	2.3	
vs Kansas	11/24/2022		14:09	2-3	.667	0-0	.000	0-0	.000	1	1	2	2.8	2	0	0	0	2	4	2.6	
vs Southern California	11/25/2022		12:19	1-3	.333	0-1	.000	0-0	.000	0	1	1	2.5	1	0	0	0	1	2	2.5	
Wake Forest	11/29/2022		17:50	0-1	.000	0-1	.000	0-1	.000	0	1	1	2.3	0	2	0	0	1	0	2.1	
at Marquette	12/03/2022		17:59	0-0	.000	0-0	.000	0-2	.000	1	2	3	2.4	1	3	0	0	1	0	1.9	
Maryland	12/06/2022		23:27	2-4	.500	1-2	.500	2-5	.400	0	3	3	2.4	3	1	1	1	0	7	2.4	
at Iowa	12/11/2022		21:22	4-7	.571	0-2	.000	0-0	.000	3	1	4	2.6	3	0	1	0	1	8	3.0	
Lehigh	12/15/2022		16:21	2-6	.333	0-1	.000	1-2	.500	3	2	5	2.8	0	0	0	0	0	5	3.2	
Western Mich.	12/30/2022		19:32	1-2	.500	1-1	1.000	0-0	.000	2	0	2	2.8	3	3	0	0	1	3	3.2	
Minnesota	01/03/2023		29:53	1-3	.333	0-0	.000	0-0	.000	0	0	0	2.5	4	1	0	0	1	2	3.1	
at Illinois	01/07/2023	*	30:36	2-3	.667	0-0	.000	0-1	.000	3	4	7	2.9	3	1	1	0	0	4	3.1	
Michigan St.	01/10/2023	*	28:41	2-3	.667	1-1	1.000	0-0	.000	0	1	1	2.7	3	1	0	0	0	5	3.3	
at Indiana	01/14/2023	*	33:05	2-5	.400	0-2	.000	0-0	.000	0	2	2	2.7	2	1	2	0	0	4	3.3	
Penn St.	01/17/2023		13:46	0-0	.000	0-0	.000	0-0	.000	1	1	2	2.6	0	0	0	1	0	0	3.1	
at Northwestern	01/23/2023		09:27	1-1	1.000	0-0	.000	2-2	1.000	2	0	2	2.6	1	1	0	0	0	4	3.2	
at Maryland	01/25/2023		22:37	3-5	.600	0-1	.000	0-0	.000	0	0	0	2.5	1	1	0	0	0	6	3.3	
Illinois	01/28/2023		24:20	2-6	.333	1-2	.500	0-0	.000	2	1	3	2.5	3	2	0	0	1	5	3.4	
at Ohio St.	02/02/2023		17:52	1-1	1.000	0-0	.000	0-1	.000	1	0	1	2.4	2	0	0	0	1	2	3.3	
Northwestern	02/05/2023		15:52	1-2	.500	0-0	.000	0-0	.000	2	0	2	2.4	1	0	2	0	1	2	3.3	
Totals			3	433:39	31-67	.463	5-16	.313	5-14	.357	26	27	53	2.4	43	19	9	3	16	72	3.3

CAREER STATISTICS

GILMORE, Carter

SEASON	TEAM	GP-GS	MIN/AVG	Field Goals		3-Point		F-Throws		Rebounds			Scoring							
				FG-FGA	FG%	3FG-3FGA	3FG%	FT-FTA	FT%	OFF	DEF	TOT	AVG	PF-FO	A	TO	BLK	STL	PTS	AVG
2020-21	Wisc	9-0	16/1.8	1-5	.200	0-4	.000	0-0	.000	0	3	3	0.3	2-0	0	0	0	0	2	0.2
2021-22	Wisc	22-0	172/7.8	7-27	.259	1-13	.077	4-7	.571	6	16	22	1.0	20-0	8	2	4	2	19	0.9
2022-23	Wisc	22-3	434/19.7	31-67	.463	5-16	.313	5-14	.357	26	27	53	2.4	43-0	19	9	3	16	72	3.3
TOTAL		53-3	621/11.7	39-99	.394	6-33	.182	9-21	.429	32	46	78	1.5	65-0	27	11	7	18	93	1.8

22 | STEVEN CROWL

Junior | Forward | 7-0 | 245
Eagan, Minn. | Eastview



Twitter: @steven_crowl | Instagram: @stevencrowl

INDIVIDUAL BENCHMARKS

	SEASON 22/22	CAREER 67/56
GP/GS:	22/22	67/56
10+ POINTS:	12	15
20+ POINTS:	3	5
5+ REBOUNDS:	18	32
10+ REBOUNDS:	3	4
DOUBLE-DOUBLES:	2	3
LED UW IN PTS:	5	9
LED UW IN REB:	10	15

GET TO KNOW STEVEN

Steven Crowl is coming off a sophomore season jump that saw him go from playing a total of 39 minutes as a freshman to starting all 33 games for Wisconsin in his second year. Last year, the stretch 7-footer averaged 8.8 points and 4.4 rebounds per game, ranking second on the team shooting 49.6 percent from the floor. Highlighting the significance of his offensive contributions, the Badgers were 12-1 in games last season when Crowl scored in double figures. His best performance of the year came back home on the road at Minnesota, as the Eagan native scored a team-high 20 points (7-9 FG), while grabbing 7 rebounds in the win. Crowl had a standout prep career at Eastview High School, finishing as one of the most decorated players in school history as the school's all-time leading scorer (1,747 pts), rebounder (832 reb) and shot blocker (103 blk). As a senior, he averaged 26.7 points and 12 rebounds per game, while also leading his team in assists (4.3 apg).

TOP SEASON PERFORMANCES

- at Minnesota (2/23/22): Scored a team-high 20 pts, shooting 7-9 FG, 1-2 3FG, 5-6 FT, plus 7 reb.
- PENN STATE (2/5/22): Led UW with 13 points (3-5 3FG), plus a career-high 5 assists and 4 rebounds.
- ILLINOIS ST (12/29/21): Team-high 21 pts (7-8 FG, 2-2 3FG), plus 9 reb for a near double-double.
- MARQUETTE (12/4/21): Scored 15 points (6-9 FG, 2-3 3FG), while grabbing a team-high 8 rebounds.
- ST. FRANCIS BKN (11/9/21): Recorded a near double-double in his first career start, finishing with 11 points, 8 rebounds and 1 block.

SEASON HIGHS

POINTS: 25 vs. Western Michigan (12/30/22)
FIELD GOALS: 9 (4x) MR vs Penn State (1/17/23)
FG ATTEMPTS: 18 at Illinois (1/7/23)
3-POINT FGs: 3 vs. Western Michigan (12/30/22)
3-POINT FGAS: 7 at Illinois (1/7/23)
FREE THROWS: 4 (3x) MR vs. Western Michigan (12/63022)
FT ATTEMPTS: 6 (2x) MR vs. Maryland (12/6/22)
REBOUNDS: 12 at Illinois (1/7/23)
ASSISTS: 7 (2x) MR at Iowa (12/11/22)
BLOCKS: 3 vs. Stanford (11/11/22)
STEALS: 2 vs. Minnesota (1/3/23)
MINUTES: 35 (2x) MR vs. Marquette (12/3/22)

CAREER HIGHS

POINTS: 25 vs. Western Michigan (12/30/22)
FIELD GOALS: 9 (4x) MR vs Penn State (1/17/23)
FG ATTEMPTS: 18 at Illinois (1/7/23)
3-POINT FGs: 3 (2x) MR vs. Western Michigan (12/30/22)
3-POINT FGAS: 7 at Illinois (1/7/23)
FREE THROWS: 5 (2x) MR at Minnesota (2/23/22)
FT ATTEMPTS: 7 vs. Illinois St (12/29/21)
REBOUNDS: 12 at Illinois (1/7/23)
ASSISTS: 7 (2x) MR at Iowa (12/11/22)
BLOCKS: 3 vs. Stanford (11/11/22)
STEALS: 2 vs. Minnesota (1/3/23)
MINUTES: 35 (2x) MR vs. Marquette (12/3/22)

GAME-BY-GAME STATISTICS

#22 CROWL, Steven

Opponent	Date	GS	MIN	Total FG-FGA	PCT	3FG-3FGA	PCT	Free throws FT-FTA	PCT	Rebounds OFF DEF TOT AVG	PF	A	TO	BLK	STL	PTS	AVG				
South Dakota	11/07/2022	*	24:50	4-8	.500	2-4	.500	2-3	.667	0	3	3	3.0	1	2	1	2	12	12.0		
vs Stanford	11/11/2022	*	33:31	2-6	.333	1-4	.250	4-6	.667	2	9	11	7.0	4	2	2	3	0	9	10.5	
Green Bay	11/15/2022	*	28:14	3-6	.500	1-1	1.000	2-3	.667	4	5	9	7.7	0	0	2	1	0	9	10.0	
vs Dayton	11/23/2022	*	32:33	3-11	.273	0-4	.000	3-4	.750	3	4	7	7.5	2	4	2	0	0	9	9.8	
vs Kansas	11/24/2022	*	34:49	2-6	.333	0-2	.000	0-1	.000	0	6	6	7.2	0	3	0	1	0	4	8.6	
vs Southern California	11/25/2022	*	30:14	3-10	.300	1-5	.200	1-3	.333	2	5	7	7.2	0	3	1	1	0	8	8.5	
Wake Forest	11/29/2022	*	29:24	5-9	.556	2-3	.667	3-4	.750	1	6	7	7.1	3	3	2	1	0	15	9.4	
at Marquette	12/03/2022	*	35:20	3-4	.750	0-1	.000	2-2	1.000	2	2	4	6.8	4	7	3	0	0	8	9.3	
Maryland	12/06/2022	*	29:23	4-7	.571	0-3	.000	4-6	.667	0	6	6	6.7	3	3	1	0	1	12	9.6	
at Iowa	12/11/2022	*	27:36	6-11	.545	0-3	.000	0-1	.000	0	6	6	6.6	3	7	2	1	0	12	9.8	
Lehigh	12/15/2022	*	26:49	6-11	.545	1-1	1.000	2-2	1.000	2	3	5	6.5	0	4	2	0	1	15	10.3	
Western Mich.	12/30/2022	*	31:24	9-13	.692	3-5	.600	4-5	.800	3	5	8	6.6	1	2	1	0	0	25	11.5	
Minnesota	01/03/2023	*	30:25	8-13	.615	1-2	.500	0-1	.000	1	4	5	6.5	3	1	3	0	2	17	11.9	
at Illinois	01/07/2023	*	28:35	9-18	.500	1-7	.143	1-2	.500	4	8	12	6.9	3	3	2	1	0	20	12.5	
Michigan St.	01/10/2023	*	34:08	9-17	.529	1-3	.333	1-1	.000	0	3	3	6.6	2	2	1	0	0	19	12.9	
at Indiana	01/14/2023	*	30:05	2-8	.250	0-2	.000	1-4	.250	1	5	6	6.6	2	0	3	0	1	5	12.4	
Penn St.	01/17/2023	*	33:24	9-16	.563	1-3	.333	2-4	.500	1	10	11	6.8	1	2	1	0	0	21	12.9	
at Northwestern	01/23/2023	*	32:31	3-7	.429	0-3	.000	2-4	.500	1	8	9	6.9	2	3	0	0	1	8	12.7	
at Maryland	01/25/2023	*	28:59	4-7	.571	1-3	.333	2-2	1.000	0	2	2	6.7	1	1	3	0	1	11	12.6	
Illinois	01/28/2023	*	28:05	3-7	.429	1-4	.250	0-0	.000	0	7	7	6.7	4	2	2	0	1	7	12.3	
at Ohio St.	02/02/2023	*	34:27	6-10	.600	1-2	.500	1-2	.500	0	9	9	6.8	3	1	2	0	1	14	12.4	
Northwestern	02/05/2023	*	34:26	2-5	.400	0-1	.000	1-2	.500	1	7	8	6.9	4	4	1	0	0	5	12.0	
Totals			22	679:12	105-210	.500	18-66	.273	37-62	.597	28	123	151	6.9	46	59	37	11	9	265	12.0

CAREER STATISTICS

CROWL, Steven

SEASON	TEAM	GP-GS	MIN/AVG	Field Goals FG-FGA	FG%	3FG-3FGA	3FG%	F-Throws FT-FTA	FT%	Rebounds OFF DEF TOT AVG	PF-FO	A	TO	BLK	STL	PTS	AVG			
2020-21	Wisc	12-0	36/3.0	4-8	.500	0-1	.000	0-0	.000	4	5	9	0.8	9-0	2	3	1	0	8	0.7
2021-22	Wisc	33-33	834/25.3	114-230	.496	26-82	.317	36-45	.800	48	96	144	4.4	84-1	48	31	9	9	290	8.8
2022-23	Wisc	22-22	679/30.9	105-210	.500	18-66	.273	37-62	.597	28	123	151	6.9	46-0	59	37	11	9	265	12.0
TOTAL		67-55	1550/23.1	223-448	.498	44-149	.295	73-107	.682	80	224	304	4.5	139-1	109	71	21	18	563	8.4

Individual Game by Game

10 | ISAAC LINDSEY

Sophomore | Guard | 6-4 | 185
 Mineral Point, Wis. | Mineral Point (UNLV)

GAME-BY-GAME STATISTICS

#10 LINDSEY, Isaac

Opponent	Date	GS	MIN	Total		3-Pointers		Free throws		Rebounds				PF	A	TO	BLK	STL	PTS	AVG
				FG-FGA	PCT	3FG-3FGA	PCT	FT-FTA	PCT	OFF	DEF	TOT	AVG							
South Dakota	11/07/2022		05:04	1-2	.500	1-2	.500	0-0	.000	0	1	1	1.0	2	0	0	0	0	3	3.0
vs Stanford	11/11/2022		03:20	0-0	.000	0-0	.000	0-0	.000	0	0	0	0.5	1	0	0	0	0	1.5	
Green Bay	11/15/2022		05:25	1-3	.333	0-2	.000	0-0	.000	1	1	2	1.0	2	1	0	0	2	1.7	
vs Dayton	11/23/2022		09:07	2-4	.500	1-2	.500	0-0	.000	0	1	1	1.0	1	1	0	0	5	2.5	
vs Kansas	11/24/2022		07:14	0-1	.000	0-1	.000	1-2	.500	0	1	1	1.0	1	0	0	0	1	2.2	
vs Southern California	11/25/2022		07:42	1-3	.333	1-2	.500	0-0	.000	0	0	0	0.8	0	0	0	1	3	2.3	
Wake Forest	11/29/2022		11:45	1-2	.500	1-2	.500	0-0	.000	1	0	1	0.9	0	0	1	0	3	2.4	
at Marquette	12/03/2022		02:39	0-1	.000	0-1	.000	0-0	.000	0	0	0	0.8	0	0	0	0	2	2.1	
at Iowa	12/11/2022		04:46	0-0	.000	0-0	.000	0-0	.000	0	0	0	0.7	0	0	0	0	1	1.9	
Lehigh	12/15/2022		01:56	0-0	.000	0-0	.000	0-0	.000	0	0	0	0.6	0	0	0	0	0	1.7	
Western Mich.	12/30/2022		00:43	0-0	.000	0-0	.000	0-0	.000	0	0	0	0.5	0	0	0	0	0	1.5	
Michigan St.	01/10/2023		07:45	0-2	.000	0-1	.000	0-0	.000	0	4	4	0.8	2	0	0	0	0	1.4	
at Indiana	01/14/2023		08:23	1-4	.250	1-1	1.000	0-0	.000	0	2	2	0.9	1	0	0	0	3	1.5	
Penn St.	01/17/2023		10:16	1-3	.333	0-1	.000	0-0	.000	0	0	0	0.9	2	0	0	0	2	1.6	
at Northwestern	01/23/2023		05:22	1-1	.000	0-0	.000	0-0	.000	0	1	1	0.9	1	0	0	0	0	1.5	
at Maryland	01/25/2023		11:56	0-3	.000	0-1	.000	0-0	.000	0	2	2	0.9	3	0	1	1	0	1.4	
Totals		0	103:24	8-29	.276	5-16	.313	1-2	.500	2	13	15	0.9	16	2	2	1	1	22	1.4

CAREER STATISTICS

LINDSEY, Isaac

SEASON TEAM	GP-GS	MIN	Field Goals		3-Point		F-Throws		Rebounds				Scoring							
			FG-FGA	FG%	3FG-3FGA	3FG%	FT-FTA	FT%	OFF	DEF	TOT	AVG	PF	FO	A	TO	BLK	STL	PTS	AVG
2021-22 Wisc	6-0	12/2.0	1-5	.200	1-3	.333	0-0	.000	0	0	0	0.0	0	0	0	0	0	0	3	0.5
2022-23 Wisc	16-0	103/6.5	8-29	.276	5-16	.313	1-2	.500	2	13	15	0.9	16	0	2	2	1	1	22	1.4
TOTAL	22-0	115/5.2	9-34	.265	6-19	.316	1-2	.500	2	13	15	0.7	16	0	2	2	1	1	25	1.1

SEASON HIGHS

POINTS: 5 vs. Dayton (11/23/22)
 FIELD GOALS: 2 vs. Dayton (11/23/22)
 FG ATTEMPTS: 4 (2x) MR at Indiana (1/14/23)
 3-POINT FGS: 1 (5x) MR at Indiana (1/14/23)
 3-POINT FGAS: 2 (5x) MR vs. Wake Forest (11/25/22)
 FREE THROWS: 1 vs. Kansas (11/24/22)
 FT ATTEMPTS: 2 vs. Kansas (11/24/22)
 REBOUNDS: 4 vs Michigan St. (1/10/23)
 ASSISTS: 1 (2x) MR vs. Dayton (11/23/22)
 BLOCKS: 1 (2x) MR at Maryland (1/25/23)
 STEALS: 1 vs. USC (11/25/22)
 MINUTES: 11 vs. Wake Forest (11/29/22)

CAREER HIGHS

POINTS: 5 vs. Dayton (11/23/22)
 FIELD GOALS: 2 vs. Dayton (11/23/22)
 FG ATTEMPTS: 4 vs. Dayton (11/23/22)
 3-POINT FGS: 1 (5x) MR at Indiana (1/14/23)
 3-POINT FGAS: 2 (5x) MR vs. Wake Forest
 FREE THROWS: 1 vs. Kansas (11/24/22)
 FT ATTEMPTS: 2 vs. Kansas (11/24/22)
 REBOUNDS: 4 vs Michigan St. (1/10/23)
 ASSISTS: 1 (2x) MR vs. Dayton (11/23/22)
 BLOCKS: 1 (2x) MR at Maryland (1/25/23)
 STEALS: 1 vs. USC (11/25/22)
 MINUTES: 11 vs. Wake Forest (11/29/22)

13 | JUSTIN TAPHORN

Junior | Guard | 6-5 | 215
 Pekin, Ill. | Pekin

GAME-BY-GAME STATISTICS

#13 TAPHORN, Justin

Opponent	Date	GS	MIN	Total		3-Pointers		Free throws		Rebounds				PF	A	TO	BLK	STL	PTS	AVG
				FG-FGA	PCT	3FG-3FGA	PCT	FT-FTA	PCT	OFF	DEF	TOT	AVG							
South Dakota	11/07/2022		02:47	0-0	.000	0-0	.000	0-0	.000	0	0	0	0.0	0	0	0	0	0	0	0.0
Lehigh	12/15/2022		01:39	0-0	.000	0-0	.000	0-0	.000	0	0	0	0.0	0	0	0	0	0	0	0.0
at Indiana	01/14/2023		00:59	0-0	.000	0-0	.000	0-0	.000	0	0	0	0.0	0	0	0	0	0	0	0.0
Totals		0	05:25	0-0	.000	0-0	.000	0-0	.000	0	0	0	0.0	0	0	0	0	0	0	0.0

CAREER STATISTICS

TAPHORN, Justin

SEASON TEAM	GP-GS	MIN	Field Goals		3-Point		F-Throws		Rebounds				Scoring							
			FG-FGA	FG%	3FG-3FGA	3FG%	FT-FTA	FT%	OFF	DEF	TOT	AVG	PF	FO	A	TO	BLK	STL	PTS	AVG
2020-21 Wisc	7-0	11/1.5	0-1	.000	0-1	.000	0-0	.000	0	0	0	0.0	0	0	1	0	0	0	0	0.0
2021-22 Wisc	4-0	4/1.1	0-0	.000	0-0	.000	0-0	.000	0	0	0	0.0	0	0	1	0	0	0	0	0.0
2022-23 Wisc	3-0	5/1.8	0-0	.000	0-0	.000	0-0	.000	0	0	0	0.0	0	0	0	0	0	0	0	0.0
TOTAL	14-0	20/1.4	0-1	.000	0-1	.000	0-0	.000	0	0	0	0.0	0	0	2	0	0	0	0	0.0

SEASON HIGHS

POINTS: --
 FIELD GOALS: --
 FG ATTEMPTS: --
 3-POINT FGS: --
 3-POINT FGAS: --
 FREE THROWS: --
 FT ATTEMPTS: --
 REBOUNDS: --
 ASSISTS: --
 BLOCKS: --
 STEALS: --
 MINUTES: 3 vs. South Dakota (11/7/22)

CAREER HIGHS

POINTS: --
 FIELD GOALS: --
 FG ATTEMPTS: 1 vs. Green Bay (12/1/20)
 3-POINT FGS: --
 3-POINT FGAS: 1 vs. Green Bay (12/1/20)
 FREE THROWS: --
 FT ATTEMPTS: --
 REBOUNDS: --
 ASSISTS: --
 BLOCKS: --
 STEALS: --
 MINUTES: 3 vs. South Dakota (11/7/22)

Individual Game by Game

15 | ISAAC GARD

Freshman | Guard | 6-2 | 165
Oregon, Wis. | Oregon

GAME-BY-GAME STATISTICS

#15 GARD, Isaac

Opponent	Date	GS	MIN	Total		3-Pointers		Free throws		Rebounds				Scoring											
				FG-FGA	PCT	3FG-3FGA	3FG%	FT-FTA	FT%	OFF	DEF	TOT	AVG	PF	A	TO	BLK	STL	PTS	AVG					
South Dakota	11/07/2022		01:12	0-0	.000	0-0	.000	0-0	.000	0	0	0	0.0	0	0	0	0	0	0	0	0	0	0	0	0
Lehigh	12/15/2022		01:39	0-1	.000	0-1	.000	0-0	.000	0	0	0	0.0	0	0	0	0	0	0	0	0	0	0	0	0
Western Mich.	12/30/2022		00:43	0-0	.000	0-0	.000	0-0	.000	0	0	0	0.0	0	0	0	0	0	0	0	0	0	0	0	0
Totals		0	03:34	0-1	.000	0-1	.000	0-0	.000	0	0	0	0.0	0	0	0	0	0	0	0	0	0	0	0	0

CAREER STATISTICS

GARD, Isaac

SEASON TEAM	GP-GS	MIN/AVG	Field Goals		3-Point		F-Throws		Rebounds				Scoring												
			FG-FGA	FG%	3FG-3FGA	3FG%	FT-FTA	FT%	OFF	DEF	TOT	AVG	PF	FO	A	TO	BLK	STL	PTS	AVG					
2022-23 Wisc	3-0	4/1.2	0-1	.000	0-1	.000	0-0	.000	0	0	0	0.0	0	0	0	0	0	0	0	0	0	0	0	0	0
TOTAL	3-0	4/1.2	0-1	.000	0-1	.000	0-0	.000	0	0	0	0.0	0	0	0	0	0	0	0	0	0	0	0	0	0

SEASON HIGHS

POINTS: --
FIELD GOALS: --
FG ATTEMPTS: --
3-POINT FGS: --
3-POINT FGAS: 1 vs. Lehigh (12/15/22)
FREE THROWS: --
FT ATTEMPTS: --
REBOUNDS: --
ASSISTS: --
BLOCKS: --
STEALS: --
MINUTES: 2 vs. Lehigh (12/15/22)

CAREER HIGHS

POINTS: --
FIELD GOALS: --
FG ATTEMPTS: --
3-POINT FGS: --
3-POINT FGAS: 1 vs. Lehigh (12/15/22)
FREE THROWS: --
FT ATTEMPTS: --
REBOUNDS: --
ASSISTS: --
BLOCKS: --
STEALS: --
MINUTES: 2 vs. Lehigh (12/15/22)

21 | CHRIS HODGES

R-Freshman | Forward | 6-9 | 245
Schaumburg, Ill. | Schaumburg

GAME-BY-GAME STATISTICS

#21 HODGES, Chris

Opponent	Date	GS	MIN	Total		3-Pointers		Free throws		Rebounds				Scoring											
				FG-FGA	PCT	3FG-3FGA	3FG%	FT-FTA	FT%	OFF	DEF	TOT	AVG	PF	A	TO	BLK	STL	PTS	AVG					
South Dakota	11/07/2022		05:38	0-0	.000	0-0	.000	0-0	.000	0	0	0	0.0	0	0	1	0	0	0	0	0	0	0	0	0
vs Stanford	11/11/2022		01:34	0-1	.000	0-0	.000	0-0	.000	1	0	1	0.5	0	0	0	0	0	0	0	0	0	0	0	0
Green Bay	11/15/2022		00:28	0-0	.000	0-0	.000	0-0	.000	0	0	0	0.3	1	0	0	0	0	0	0	0	0	0	0	0
vs Dayton	11/23/2022		01:20	0-0	.000	0-0	.000	0-0	.000	0	0	0	0.3	0	0	0	0	0	0	0	0	0	0	0	0
Lehigh	12/15/2022		02:15	0-0	.000	0-0	.000	0-0	.000	0	0	0	0.2	0	0	0	0	0	0	0	0	0	0	0	0
Western Mich.	12/30/2022		00:43	0-0	.000	0-0	.000	0-0	.000	0	0	0	0.2	0	0	0	0	0	0	0	0	0	0	0	0
at Illinois	01/07/2023		01:19	0-0	.000	0-0	.000	0-0	.000	1	0	1	0.3	2	0	0	0	0	0	0	0	0	0	0	0
Michigan St.	01/10/2023		03:53	1-1	1.000	0-0	.000	0-0	.000	0	0	0	0.3	0	0	0	0	0	0	0	0	2	0.3		
at Indiana	01/14/2023		04:58	0-0	.000	0-0	.000	0-0	.000	0	1	1	0.3	0	0	0	0	0	0	0	0	0	0	0	0.2
at Maryland	01/25/2023		04:28	0-1	.000	0-0	.000	0-0	.000	0	0	0	0.3	0	0	0	0	0	0	0	0	0	0	0	0.2
Illinois	01/28/2023		01:02	0-0	.000	0-0	.000	0-0	.000	0	0	0	0.3	0	0	0	0	0	0	0	0	0	0	0	0.2
Totals		0	27:38	1-3	.333	0-0	.000	0-0	.000	2	1	3	0.3	3	0	1	0	1	0	2	2	0.2			

CAREER STATISTICS

HODGES, Chris

SEASON TEAM	GP-GS	MIN/AVG	Field Goals		3-Point		F-Throws		Rebounds				Scoring											
			FG-FGA	FG%	3FG-3FGA	3FG%	FT-FTA	FT%	OFF	DEF	TOT	AVG	PF	FO	A	TO	BLK	STL	PTS	AVG				
2022-23 Wisc	11-0	28/2.5	1-3	.333	0-0	.000	0-0	.000	2	1	3	0.3	3	0	0	1	0	2	0.2					
TOTAL	11-0	28/2.5	1-3	.333	0-0	.000	0-0	.000	2	1	3	0.3	3	0	0	1	0	2	0.2					

SEASON HIGHS

POINTS: 2 vs Michigan St. (1/10/23)
FIELD GOALS: 1 vs Michigan St. (1/10/23)
FG ATTEMPTS: 1 (3x) MR at Maryland (1/25/23)
3-POINT FGS: --
3-POINT FGAS: --
FREE THROWS: --
FT ATTEMPTS: --
REBOUNDS: 1 (3x) MR at Indiana (1/14/23)
ASSISTS: --
BLOCKS: 1 vs. South Dakota (11/7/22)
STEALS: --
MINUTES: 6 vs. South Dakota (11/7/22)

CAREER HIGHS

POINTS: 2 vs Michigan St. (1/10/23)
FIELD GOALS: 1 vs Michigan St. (1/10/23)
FG ATTEMPTS: 1 (3x) MR at Maryland (1/25/23)
3-POINT FGS: --
3-POINT FGAS: --
FREE THROWS: --
FT ATTEMPTS: --
REBOUNDS: 1 (3x) MR at Indiana (1/14/23)
ASSISTS: --
BLOCKS: 1 vs. South Dakota (11/7/22)
STEALS: --
MINUTES: 6 vs. South Dakota (11/7/22)

2022-23 OVERALL STATISTICS

Game Records

Record	Overall	Home	Away	Neutral
ALL GAMES	13-9	7-4	3-4	3-1
CONFERENCE	5-7	3-3	2-4	0-0
NON-CONFERENCE	8-2	4-1	1-0	3-1

Score by Periods

Team	1st	2nd	OT	TOT
Wisconsin	650	735	33	1418
Opponents	609	743	28	1380

Team Box Score

No.	Player				Total		3-Point		F-Throw		Rebounds											
		GP-GS	MIN	AVG	FG-FGA	FG%	3FG-3FGA	3FG%	FT-FTA	FT%	OFF	DEF	TOT	AVG	PF	DQ	A	TO	BLK	STL	PTS	AVG
23	HEPBURN, Chucky	22-22	712:22	32.4	98-249	.394	46-97	.474	36-50	.720	11	56	67	3.0	45	0	71	34	2	38	278	12.6
22	CROWL, Steven	22-22	679:12	30.9	105-210	.500	18-66	.273	37-62	.597	28	123	151	6.9	46	0	59	37	11	9	265	12.0
5	WAHL, Tyler	19-19	565:55	29.8	84-205	.410	7-27	.259	49-82	.598	23	83	106	5.6	50	1	39	44	8	22	224	11.8
3	ESSEGIAN, Connor	22-6	567:06	25.8	77-181	.425	49-113	.434	39-45	.867	12	63	75	3.4	33	0	18	24	0	13	242	11.0
11	KLESMIT, Max	20-20	613:13	30.7	49-120	.408	25-70	.357	22-34	.647	6	45	51	2.6	45	0	29	17	4	31	145	7.3
2	DAVIS, Jordan	22-18	527:45	24.0	46-120	.383	22-74	.297	7-12	.583	19	63	82	3.7	39	2	12	6	3	10	121	5.5
14	GILMORE, Carter	22-3	433:39	19.7	31-67	.463	5-16	.313	5-14	.357	26	27	53	2.4	43	0	19	9	3	16	72	3.3
35	ILVER, Markus	16-0	111:32	7.0	10-35	.286	5-21	.238	2-2	1.000	5	12	17	1.1	9	0	3	2	0	1	27	1.7
10	LINDSEY, Isaac	16-0	103:24	6.5	8-29	.276	5-16	.313	1-2	.500	2	13	15	0.9	16	0	2	2	1	1	22	1.4
30	CANDELINO, Ross	3-0	03:34	1.2	2-2	1.000	0-0	.000	0-1	.000	0	1	1	0.3	0	0	0	0	0	0	4	1.3
0	NEATH, Jahcobi	3-0	28:25	9.5	1-4	.250	1-2	.500	0-0	.000	0	1	1	0.3	2	0	1	2	0	1	3	1.0
4	MCGEE, Kamari	18-0	92:17	5.1	5-15	.333	2-9	.222	1-2	.500	1	8	9	0.5	14	0	8	5	0	5	13	0.7
21	HODGES, Chris	11-0	27:38	2.5	1-3	.333	0-0	.000	0-0	.000	2	1	3	0.3	3	0	0	0	1	0	2	0.2
15	GARD, Isaac	3-0	03:34	1.2	0-1	.000	0-1	.000	0-0	.000	0	0	0	0.0	0	0	0	0	0	0	0	0.0
13	TAPHORN, Justin	3-0	05:25	1.8	0-0	.000	0-0	.000	0-0	.000	0	0	0	0.0	0	0	0	0	0	0	0	0.0
Team											25	21	46				14					
Total		22	4475		517-1241	.417	185-512	.361	199-306	.650	160	517	677	30.8	345	3	261	196	33	147	1418	64.5
Opponents		22	4475		513-1169	.439	136-415	.328	218-317	.688	175	609	784	35.6	354	4	224	269	80	103	1380	62.7

Team Statistics

	WISC	OPP
Scoring	1418	1380
Points per game	64.5	62.7
Scoring margin	+1.7	-
Field goals-att	517-1241	513-1169
Field goal pct	.417	.439
3 point fg-att	185-512	136-415
3-point FG pct	.361	.328
3-pt FG made per game	8.4	6.2
Free throws-att	199-306	218-317
Free throw pct	.650	.688
F-Throws made per game	9.0	9.9
Rebounds	677	784
Rebounds per game	30.8	35.6
Rebounding margin	-4.9	-
Assists	261	224
Assists per game	11.9	10.2
Turnovers	196	269
Turnovers per game	8.9	12.2
Turnover margin	+3.3	-
Assist/turnover ratio	1.3	0.8
Steals	147	103
Steals per game	6.7	4.7
Blocks	33	80
Blocks per game	1.5	3.6
Winning streak	0	-
Home win streak	0	-
Attendance	160601	93499
Home games-Avg/Game	11-14600	7-13357
Neutral site-Avg/Game	-	4-5167

Team Results

Date	Opponent	Score	Att.
11/07/2022	South Dakota	W 85-59	14349
11/11/2022	vs Stanford	W 60-50	17927
11/15/2022	Green Bay	W 56-45	14204
11/23/2022	vs Dayton	W 43-42	1047
11/24/2022	vs Kansas	Lot 68-69	1185
11/25/2022	vs Southern California	W 64-59	510
11/29/2022	Wake Forest	L 75-78	14435
12/03/2022	at Marquette	Wot 80-77	17760
12/06/2022	Maryland	W 64-59	14666
12/11/2022	at Iowa	Wot 78-75	12430
12/15/2022	Lehigh	W 78-56	12760
12/30/2022	Western Mich.	W 76-66	15138
01/03/2023	Minnesota	W 63-60	13850
01/07/2023	at Illinois	L 69-79	15544
01/10/2023	Michigan St.	L 65-69	14260
01/14/2023	at Indiana	L 45-63	17222
01/17/2023	Penn St.	W 63-60	14236
01/23/2023	at Northwestern	L 63-66	4218
01/25/2023	at Maryland	L 55-73	14407
01/28/2023	Illinois	L 51-61	17071
02/02/2023	at Ohio St.	W 65-60	11918
02/05/2023	Northwestern	L 52-54	15632

2022-23 BIG TEN STATISTICS

Game Records

Record	Overall	Home	Away	Neutral
ALL GAMES	5-7	3-3	2-4	0-0
CONFERENCE	5-7	3-3	2-4	0-0
NON-CONFERENCE	0-0	0-0	0-0	0-0

Score by Periods

Team	1st	2nd	OT	TOT
Wisconsin	334	381	18	733
Opponents	339	425	15	779

Team Box Score

No.	Player	Total			3-Point			F-Throw		Rebounds				Other								
		GP-GS	MIN	AVG	FG-FGA	FG%	3FG-3FGA	3FG%	FT-FTA	FT%	OFF	DEF	TOT	AVG	PF	DQ	A	TO	BLK	STL	PTS	AVG
23	HEPBURN, Chucky	12-12	411:26	34.3	54-139	.388	24-53	.453	27-36	.750	4	28	32	2.7	26	0	42	18	2	23	159	13.3
22	CROWL, Steven	12-12	372:04	31.0	65-126	.516	7-36	.194	14-29	.483	9	75	84	7.0	31	0	29	21	2	8	151	12.6
3	ESSEGIAN, Connor	12-6	357:14	29.8	44-109	.404	27-66	.409	24-30	.800	6	39	45	3.8	17	0	10	13	0	7	139	11.6
5	WAHL, Tyler	9-9	260:49	29.0	34-84	.405	4-12	.333	13-33	.394	7	30	37	4.1	26	1	21	16	4	9	85	9.4
11	KLESMIT, Max	10-10	302:26	30.2	28-74	.378	14-44	.318	9-17	.529	5	22	27	2.7	25	0	13	9	3	17	79	7.9
14	GILMORE, Carter	12-3	270:57	22.6	21-40	.525	3-10	.300	4-9	.444	14	13	27	2.3	26	0	9	7	2	5	49	4.1
2	DAVIS, Jordan	12-8	274:36	22.9	19-51	.373	8-33	.242	1-3	.333	9	34	43	3.6	23	1	5	4	1	4	47	3.9
35	ILVER, Markus	8-0	68:26	8.6	4-21	.190	2-12	.167	0-0	.000	4	7	11	1.4	4	0	2	0	0	0	10	1.3
10	LINDSEY, Isaac	6-0	48:28	8.1	2-13	.154	1-4	.250	0-0	.000	0	9	9	1.5	9	0	0	1	1	0	5	0.8
4	MCGEE, Kamari	11-0	41:54	3.8	3-9	.333	1-4	.250	0-0	.000	0	2	2	0.2	5	0	2	1	0	3	7	0.6
21	HODGES, Chris	5-0	15:40	3.1	1-2	.500	0-0	.000	0-0	.000	1	1	2	0.4	2	0	0	0	0	0	2	0.4
13	TAPHORN, Justin	1-0	00:59	1.0	0-0	.000	0-0	.000	0-0	.000	0	0	0	0.0	0	0	0	0	0	0	0	0.0
Team											13	8	21				8					
Total		12	2425		275-668	.412	91-274	.332	92-157	.586	72	268	340	28.3	194	2	133	98	15	76	733	61.1
Opponents		12	2425		288-635	.454	74-204	.363	129-175	.737	94	351	445	37.1	189	3	129	143	49	52	779	64.9

Team Statistics

	WISC	OPP
Scoring	733	779
Points per game	61.1	64.9
Scoring margin	-3.8	-
Field goals-att	275-668	288-635
Field goal pct	.412	.454
3 point fg-att	91-274	74-204
3-point FG pct	.332	.363
3-pt FG made per game	7.6	6.2
Free throws-att	92-157	129-175
Free throw pct	.586	.737
F-Throws made per game	7.7	10.8
Rebounds	340	445
Rebounds per game	28.3	37.1
Rebounding margin	-8.8	-
Assists	133	129
Assists per game	11.1	10.8
Turnovers	98	143
Turnovers per game	8.2	11.9
Turnover margin	+3.8	-
Assist/turnover ratio	1.4	0.9
Steals	76	52
Steals per game	6.3	4.3
Blocks	15	49
Blocks per game	1.3	4.1
Winning streak	0	-
Home win streak	0	-
Attendance	89715	75739
Home games-Avg/Game	6-14953	6-12623
Neutral site-Avg/Game	-	0-0

Team Results

Date	Opponent	Score	Att.
12/06/2022	Maryland	W 64-59	14666
12/11/2022	at Iowa	Wot 78-75	12430
01/03/2023	Minnesota	W 63-60	13850
01/07/2023	at Illinois	L 69-79	15544
01/10/2023	Michigan St.	L 65-69	14260
01/14/2023	at Indiana	L 45-63	17222
01/17/2023	Penn St.	W 63-60	14236
01/23/2023	at Northwestern	L 63-66	4218
01/25/2023	at Maryland	L 55-73	14407
01/28/2023	Illinois	L 51-61	17071
02/02/2023	at Ohio St.	W 65-60	11918
02/05/2023	Northwestern	L 52-54	15632

2022-23 HOME STATISTICS

Game Records

Record	Overall	Home	Away	Neutral
ALL GAMES	7-4	7-4	0-0	0-0
CONFERENCE	3-3	3-3	0-0	0-0
NON-CONFERENCE	4-1	4-1	0-0	0-0

Score by Periods

Team	1st	2nd	OT	TOT
Wisconsin	327	401	0	728
Opponents	309	358	0	667

Team Box Score

No.	Player			Total		3-Point		F-Throw		Rebounds												
		GP-GS	MIN	AVG	FG-FGA	FG%	3FG-3FGA	3FG%	FT-FTA	FT%	OFF	DEF	TOT	AVG	PF	DQ	A	TO	BLK	STL	PTS	AVG
22	CROWL, Steven	11-11	330:32	30.0	62-112	.554	13-30	.433	20-31	.645	13	59	72	6.5	22	0	25	17	4	5	157	14.3
23	HEPBURN, Chucky	11-11	355:54	32.4	50-121	.413	28-50	.560	24-29	.828	7	28	35	3.2	24	0	33	20	1	18	152	13.8
5	WAHL, Tyler	10-10	258:44	25.9	36-94	.383	3-11	.273	27-42	.643	11	41	52	5.2	26	1	22	20	7	7	102	10.2
3	ESSEGIAN, Connor	11-3	251:53	22.9	31-74	.419	22-52	.423	17-20	.850	6	21	27	2.5	15	0	9	10	0	7	101	9.2
11	KLESMIT, Max	11-11	337:15	30.7	25-65	.385	15-40	.375	12-17	.706	4	25	29	2.6	19	0	15	11	2	18	77	7.0
2	DAVIS, Jordan	11-8	255:24	23.2	23-57	.404	12-36	.333	4-7	.571	7	37	44	4.0	15	1	4	3	2	4	62	5.6
14	GILMORE, Carter	11-1	222:38	20.2	14-32	.438	5-9	.556	3-8	.375	14	13	27	2.5	21	0	12	5	2	7	36	3.3
35	ILVER, Markus	8-0	57:45	7.2	7-20	.350	3-11	.273	2-2	1.000	0	7	7	0.9	4	0	2	1	0	1	19	2.4
0	NEATH, Jahcobi	2-0	13:22	6.7	1-1	1.000	1-1	1.000	0-0	.000	0	1	1	0.5	2	0	0	0	0	0	3	1.5
10	LINDSEY, Isaac	7-0	42:54	6.1	4-12	.333	2-8	.250	0-0	.000	2	6	8	1.1	8	0	1	1	0	0	10	1.4
30	CANDELINO, Ross	3-0	03:34	1.2	2-2	1.000	0-0	.000	0-1	.000	0	1	1	0.3	0	0	0	0	0	0	4	1.3
21	HODGES, Chris	6-0	13:59	2.3	1-1	1.000	0-0	.000	0-0	.000	0	0	0	0.0	1	0	0	0	1	0	2	0.3
4	MCGEE, Kamari	9-0	48:06	5.3	1-4	.250	0-3	.000	1-2	.500	0	5	5	0.6	7	0	7	3	0	3	3	0.3
15	GARD, Isaac	3-0	03:34	1.2	0-1	.000	0-1	.000	0-0	.000	0	0	0	0.0	0	0	0	0	0	0	0	0.0
13	TAPHORN, Justin	2-0	04:26	2.2	0-0	.000	0-0	.000	0-0	.000	0	0	0	0.0	0	0	0	0	0	0	0	0.0
Team											11	9	20				5					
Total		11	2200		257-596	.431	104-252	.413	110-159	.692	75	253	328	29.8	164	2	130	96	19	70	728	66.2
Opponents		11	2200		251-562	.447	68-202	.337	97-145	.669	72	284	356	32.4	175	1	96	134	36	47	667	60.6

Team Statistics

	WISC	OPP
Scoring	728	667
Points per game	66.2	60.6
Scoring margin	+5.5	-
Field goals-att	257-596	251-562
Field goal pct	.431	.447
3 point fg-att	104-252	68-202
3-point FG pct	.413	.337
3-pt FG made per game	9.5	6.2
Free throws-att	110-159	97-145
Free throw pct	.692	.669
F-Throws made per game	10.0	8.8
Rebounds	328	356
Rebounds per game	29.8	32.4
Rebounding margin	-2.5	-
Assists	130	96
Assists per game	11.8	8.7
Turnovers	96	134
Turnovers per game	8.7	12.2
Turnover margin	+3.5	-
Assist/turnover ratio	1.4	0.7
Steals	70	47
Steals per game	6.4	4.3
Blocks	19	36
Blocks per game	1.7	3.3
Winning streak	0	-
Home win streak	0	-
Attendance	160601	0
Home games-Avg/Game	11-14600	0-0
Neutral site-Avg/Game	-	0-0

Team Results

Date	Opponent		Score	Att.
11/07/2022	South Dakota	W	85-59	14349
11/15/2022	Green Bay	W	56-45	14204
11/29/2022	Wake Forest	L	75-78	14435
12/06/2022	Maryland	W	64-59	14666
12/15/2022	Lehigh	W	78-56	12760
12/30/2022	Western Mich.	W	76-66	15138
01/03/2023	Minnesota	W	63-60	13850
01/10/2023	Michigan St.	L	65-69	14260
01/17/2023	Penn St.	W	63-60	14236
01/28/2023	Illinois	L	51-61	17071
02/05/2023	Northwestern	L	52-54	15632

2022-23 ROAD/NEUTRAL STATISTICS

Game Records

Record	Overall	Home	Away	Neutral
ALL GAMES	6-5	0-0	3-4	3-1
CONFERENCE	2-4	0-0	2-4	0-0
NON-CONFERENCE	4-1	0-0	1-0	3-1

Score by Periods

Team	1st	2nd	OT	TOT
Wisconsin	323	334	33	690
Opponents	300	385	28	713

Team Box Score

No.	Player				Total		3-Point		F-Throw		Rebounds								PTS	AVG		
		GP-GS	MIN	AVG	FG-FGA	FG%	3FG-3FGA	3FG%	FT-FTA	FT%	OFF	DEF	TOT	AVG	PF	DQ	A	TO			BLK	STL
5	WAHL, Tyler	9-9	307:11	34.1	48-111	.432	4-16	.250	22-40	.550	12	42	54	6.0	24	0	17	24	1	15	122	13.6
3	ESSEGIAN, Connor	11-3	315:13	28.7	46-107	.430	27-61	.443	22-25	.880	6	42	48	4.4	18	0	9	14	0	6	141	12.8
23	HEPBURN, Chucky	11-11	356:28	32.4	48-128	.375	18-47	.383	12-21	.571	4	28	32	2.9	21	0	38	14	1	20	126	11.5
22	CROWL, Steven	11-11	348:40	31.7	43-98	.439	5-36	.139	17-31	.548	15	64	79	7.2	24	0	34	20	7	4	108	9.8
11	KLESMIT, Max	9-9	275:58	30.7	24-55	.436	10-30	.333	10-17	.588	2	20	22	2.4	26	0	14	6	2	13	68	7.6
2	DAVIS, Jordan	11-10	272:21	24.8	23-63	.365	10-38	.263	3-5	.600	12	26	38	3.5	24	1	8	3	1	6	59	5.4
14	GILMORE, Carter	11-2	211:00	19.2	17-35	.486	0-7	.000	2-6	.333	12	14	26	2.4	22	0	7	4	1	9	36	3.3
10	LINDSEY, Isaac	9-0	60:30	6.7	4-17	.235	3-8	.375	1-2	.500	0	7	7	0.8	8	0	1	1	1	1	12	1.3
4	MCGEE, Kamari	9-0	44:11	4.9	4-11	.364	2-6	.333	0-0	.000	1	3	4	0.4	7	0	1	2	0	2	10	1.1
35	ILVER, Markus	8-0	53:47	6.7	3-15	.200	2-10	.200	0-0	.000	5	5	10	1.3	5	0	1	1	0	0	8	1.0
21	HODGES, Chris	5-0	13:39	2.7	0-2	.000	0-0	.000	0-0	.000	2	1	3	0.6	2	0	0	0	0	0	0	0.0
13	TAPHORN, Justin	1-0	00:59	1.0	0-0	.000	0-0	.000	0-0	.000	0	0	0	0.0	0	0	0	0	0	0	0	0.0
0	NEATH, Jahcobi	1-0	15:03	15.0	0-3	.000	0-1	.000	0-0	.000	0	0	0	0.0	0	0	1	2	0	1	0	0.0
Team											14	12	26				9					
Total		11	2275		260-645	.403	81-260	.312	89-147	.605	85	264	349	31.7	181	1	131	100	14	77	690	62.7
Opponents		11	2275		262-607	.432	68-213	.319	121-172	.703	103	325	428	38.9	179	3	128	135	44	56	713	64.8

Team Statistics

	WISC	OPP
Scoring	690	713
Points per game	62.7	64.8
Scoring margin	-2.1	-
Field goals-att	260-645	262-607
Field goal pct	.403	.432
3 point fg-att	81-260	68-213
3-point FG pct	.312	.319
3-pt FG made per game	7.4	6.2
Free throws-att	89-147	121-172
Free throw pct	.605	.703
F-Throws made per game	8.1	11.0
Rebounds	349	428
Rebounds per game	31.7	38.9
Rebounding margin	-7.2	-
Assists	131	128
Assists per game	11.9	11.6
Turnovers	100	135
Turnovers per game	9.1	12.3
Turnover margin	+3.2	-
Assist/turnover ratio	1.3	0.9
Steals	77	56
Steals per game	7.0	5.1
Blocks	14	44
Blocks per game	1.3	4.0
Winning streak	1	-
Home win streak	0	-
Attendance	0	93499
Home games-Avg/Game	0-0	7-13357
Neutral site-Avg/Game	-	4-5167

Team Results

Date	Opponent		Score	Att.
11/11/2022	vs Stanford	W	60-50	17927
11/23/2022	vs Dayton	W	43-42	1047
11/24/2022	vs Kansas	Lot	68-69	1185
11/25/2022	vs Southern California	W	64-59	510
12/03/2022	at Marquette	Wot	80-77	17760
12/11/2022	at Iowa	Wot	78-75	12430
01/07/2023	at Illinois	L	69-79	15544
01/14/2023	at Indiana	L	45-63	17222
01/23/2023	at Northwestern	L	63-66	4218
01/25/2023	at Maryland	L	55-73	14407
02/02/2023	at Ohio St.	W	65-60	11918

GAME-BY-GAME STATISTICS

WISCONSIN

Opponent	Date	Score		FG-FGA	PCT	3FG-3FGA	PCT	FT-FTA	PCT	OFF	DEF	TOT	AVG	PF	A	TO	BLK	STL	PTS	AVG
South Dakota	11/07/2022	85-59	W	28-55	.509	12-26	.462	17-23	.739	7	30	37	37.0	15	14	10	4	8	85	85.0
vs Stanford	11/11/2022	60-50	W	22-59	.373	5-20	.250	11-18	.611	9	23	32	34.5	20	9	9	4	11	60	72.5
Green Bay	11/15/2022	56-45	W	16-53	.302	8-19	.421	16-19	.842	15	30	45	38.0	18	8	14	2	6	56	67.0
vs Dayton	11/23/2022	43-42	W	14-59	.237	6-27	.222	9-10	.900	11	28	39	38.3	17	7	10	1	8	43	61.0
vs Kansas	11/24/2022	68-69	Lot	24-62	.387	6-19	.316	14-19	.737	6	29	35	37.6	19	10	6	1	8	68	62.4
vs Southern California	11/25/2022	64-59	W	25-56	.446	10-24	.417	4-8	.500	6	26	32	36.7	7	13	8	1	6	64	62.7
Wake Forest	11/29/2022	75-78	L	24-56	.429	12-28	.429	15-18	.833	6	17	23	34.7	18	14	12	1	7	75	64.4
at Marquette	12/03/2022	80-77	Wot	30-59	.508	12-27	.444	8-13	.615	10	22	32	34.4	20	21	15	1	9	80	66.4
Maryland	12/06/2022	64-59	W	20-47	.426	7-21	.333	17-27	.630	3	27	30	33.9	18	14	8	3	7	64	66.1
at Iowa	12/11/2022	78-75	Wot	33-65	.508	6-22	.273	6-11	.545	4	29	33	33.8	18	17	11	1	12	78	67.3
Lehigh	12/15/2022	78-56	W	31-60	.517	11-21	.524	5-8	.625	11	23	34	33.8	6	16	10	1	6	78	68.3
Western Mich.	12/30/2022	76-66	W	28-54	.519	12-27	.444	8-13	.615	7	21	28	33.3	11	16	4	2	2	76	68.9
Minnesota	01/03/2023	63-60	W	24-55	.436	8-20	.400	7-9	.778	2	22	24	32.6	15	9	9	2	13	63	68.5
at Illinois	01/07/2023	69-79	L	28-64	.438	8-29	.276	5-12	.417	10	24	34	32.7	21	12	9	2	6	69	68.5
Michigan St.	01/10/2023	65-69	L	25-55	.455	9-23	.391	6-8	.750	3	15	18	31.7	18	9	5	1	6	65	68.3
at Indiana	01/14/2023	45-63	L	18-56	.321	5-24	.208	4-11	.364	8	24	32	31.8	11	6	9	0	4	45	66.8
Penn St.	01/17/2023	63-60	W	23-54	.426	7-17	.412	10-16	.625	8	24	32	31.8	13	8	6	2	3	63	66.6
at Northwestern	01/23/2023	63-66	L	22-57	.386	10-31	.323	9-16	.563	10	22	32	31.8	19	16	7	1	3	63	66.4
at Maryland	01/25/2023	55-73	L	21-53	.396	7-17	.412	6-7	.857	7	15	22	31.3	14	11	8	2	2	55	65.8
Illinois	01/28/2023	51-61	L	19-57	.333	9-27	.333	4-7	.571	6	25	31	31.3	18	9	9	0	6	51	65.1
at Ohio St.	02/02/2023	65-60	W	23-55	.418	6-20	.300	13-22	.591	4	22	26	31.0	15	9	8	0	8	65	65.0
Northwestern	02/05/2023	52-54	L	19-50	.380	9-23	.391	5-11	.455	7	19	26	30.8	14	13	9	1	6	52	64.5
Total		1418		517-1241	.417	185-512	.361	199-306	.650	160	517	677	30.8	345	261	196	33	147	1418	64.5
Opponents		1380		513-1169	.439	136-415	.328	218-317	.688	175	609	784	35.6	354	224	269	80	103	1380	62.7

Wisconsin Averages

Games Played	Points/game	FG Pct	3FG Pct	FT Pct	Rebounds/game	Assists/game	Turnovers/game	Assist/Turnover ratio	Steals/game	Blocks/game
22	64.5	41.7	36.1	65.0	30.8	11.9	8.9	1.3	6.7	1.5

GAME-BY-GAME STATISTICS

OPPONENT

Opponent	Date	Score		FG-FGA	PCT	3FG-3FGA	PCT	FT-FTA	PCT	OFF	DEF	TOT	AVG	PF	A	TO	BLK	STL	PTS	AVG
South Dakota	11/07/2022	85-59	W	23-57	.404	2-15	.133	11-17	.647	8	26	34	34.0	20	7	10	2	5	59	59.0
vs Stanford	11/11/2022	60-50	W	17-47	.362	1-16	.063	15-23	.652	7	31	38	36.0	20	6	16	9	5	50	54.5
Green Bay	11/15/2022	56-45	W	15-44	.341	2-14	.143	13-23	.565	3	22	25	32.3	18	6	9	2	9	45	51.3
vs Dayton	11/23/2022	43-42	W	16-53	.302	4-27	.148	6-9	.667	11	34	45	35.5	13	6	17	4	4	42	49.0
vs Kansas	11/24/2022	68-69	Lot	24-62	.387	9-29	.310	12-21	.571	14	36	50	38.4	18	15	13	2	5	69	53.0
vs Southern California	11/25/2022	64-59	W	23-56	.411	11-23	.478	2-6	.333	10	26	36	38.0	14	12	14	5	2	59	54.0
Wake Forest	11/29/2022	75-78	L	29-54	.537	8-24	.333	12-16	.750	9	24	33	37.3	20	8	15	2	3	78	57.4
at Marquette	12/03/2022	80-77	Wot	27-53	.509	9-20	.450	14-20	.700	7	19	26	35.9	16	14	12	1	10	77	59.9
Maryland	12/06/2022	64-59	W	21-55	.382	10-24	.417	7-12	.583	8	29	37	36.0	20	9	14	6	4	59	59.8
at Iowa	12/11/2022	78-75	Wot	27-64	.422	7-27	.259	14-17	.824	10	32	42	36.6	16	18	15	2	8	75	61.3
Lehigh	12/15/2022	78-56	W	25-51	.490	4-14	.286	2-2	1.000	3	17	20	35.1	11	9	13	3	6	56	60.8
Western Mich.	12/30/2022	76-66	W	26-57	.456	12-29	.414	2-5	.400	9	23	32	34.8	15	12	7	1	2	66	61.3
Minnesota	01/03/2023	63-60	W	24-55	.436	5-14	.357	7-11	.636	11	29	40	35.2	10	7	20	2	5	60	61.2
at Illinois	01/07/2023	69-79	L	25-53	.472	10-19	.526	19-26	.731	7	30	37	35.4	14	14	10	6	5	79	62.4
Michigan St.	01/10/2023	65-69	L	23-44	.523	7-13	.538	16-17	.941	4	29	33	35.2	12	10	14	3	3	69	62.9
at Indiana	01/14/2023	45-63	L	29-62	.468	1-8	.125	4-5	.800	9	33	42	35.6	16	10	8	6	4	63	62.9
Penn St.	01/17/2023	63-60	W	22-49	.449	8-20	.400	8-11	.727	4	28	32	35.4	21	10	10	5	3	60	62.7
at Northwestern	01/23/2023	63-66	L	22-51	.431	6-16	.375	16-18	.889	8	27	35	35.4	22	9	6	1	3	66	62.9
at Maryland	01/25/2023	55-73	L	28-50	.560	6-14	.429	11-14	.786	8	24	32	35.2	10	15	8	5	5	73	63.4
Illinois	01/28/2023	51-61	L	22-51	.431	6-20	.300	11-18	.611	7	30	37	35.3	14	7	11	5	2	61	63.3
at Ohio St.	02/02/2023	65-60	W	24-56	.429	4-14	.286	8-13	.615	12	33	45	35.8	20	9	16	3	5	60	63.1
Northwestern	02/05/2023	52-54	L	21-45	.467	4-15	.267	8-13	.615	6	27	33	35.6	14	11	11	5	5	54	62.7
Total		1380		513-1169	.439	136-415	.328	218-317	.688	175	609	784	35.6	354	224	269	80	103	1380	62.7
Wisconsin		1418		517-1241	.417	185-512	.361	199-306	.650	160	517	677	30.8	345	261	196	33	147	1418	64.5

Opponents Averages

Games Played	Points/game	FG Pct	3FG Pct	FT Pct	Rebounds/game	Assists/game	Turnovers/game	Assist/Turnover ratio	Steals/game	Blocks/game
22	62.7	43.9	32.8	68.8	35.6	10.2	12.2	0.8	4.7	3.6

GAME 1: WISCONSIN 85, SOUTH DAKOTA 59
Nov. 7, 2022 • Madison, Wis. • Kohl Center



Official Basketball Box Score - Final
South Dakota at Wisconsin
11/07/22 Kohl Center, Madison
2022-23 Men's Basketball

Game Time: 7:30 PM
Game Duration: 1:58
Attendance: 14,349

Officials: Larry Sciarrotto, Brian Anselinger, Rhett Lamoreaux

Table with columns: NO. Name, Min, FG, 3P, FT, Rebounds, Fouls, TP, AS, TO, ST, Blocks, +/-

Shooting By Period
1st FG% 11-31 35.5%
3PT% 0-7 0.0%
FT% 6-6 100%

Table with columns: NO. Name, Min, FG, 3P, FT, Rebounds, Fouls, TP, AS, TO, ST, Blocks, +/-

Shooting By Period
1st FG% 13-28 46.4%
3PT% 9-15 60.0%
FT% 5-5 100%

Table with columns: SD, UW, Points from, Turnovers, Paint, Second Chance, Fast Breaks, Bench

NOTES: Wisconsin won its home opener for the 7th straight season and the 24th time in the last 25 years...UW is 7-0 in home openers under Greg Gard...Tyler Wahl tallied his 5th career double-double...Max Klesmit, Connor Essegian, Kamari McGee, Chris Hodges, Ross Candelino and Isaac Gard made their UW debuts.

GAME 2: WISCONSIN 60, STANFORD 50
Nov. 11, 2022 • Milwaukee, Wis. • American Family Field



Official Basketball Box Score - Final
Stanford at Wisconsin
11/11/22 American Family Field, Milwaukee
2022-23 Men's Basketball

Game Time: 6:30 PM
Game Duration: 2:05
Attendance: 17,927

Officials: Eric Curry, Brian Droney, John Higgins

Table with columns: NO. Name, Min, FG, 3P, FT, Rebounds, Fouls, TP, AS, TO, ST, Blocks, +/-

Shooting By Period
1st FG% 7-22 31.8%
3PT% 0-9 0.0%
FT% 6-8 75%

Technical Fouls: Keefe 1st 18:35

Table with columns: NO. Name, Min, FG, 3P, FT, Rebounds, Fouls, TP, AS, TO, ST, Blocks, +/-

Shooting By Period
1st FG% 12-24 50.0%
3PT% 3-11 27.3%
FT% 5-8 62.5%

Technical Fouls: NONE

Table with columns: Stan, UW, Points from, Turnovers, Paint, Second Chance, Fast Breaks, Bench

NOTES: Wisconsin opened the season 2-0 for the 3rd straight year and the 5th time in the last 6 years...UW improved to 64-57 all-time in the city of Milwaukee... Tyler Wahl scored in double figures in back-to-back games reaching the mark for the 26th time in his career...Steven Crowl set new career highs with 11 rebounds and 3 blocks...Jordan Davis scored a career-high 13 points.

GAME 3: WISCONSIN 56, GREEN BAY 45
Nov. 15, 2022 • Madison, Wis. • Kohl Center



Official Basketball Box Score - Final
Green Bay at Wisconsin
11/15/22 Kohl Center, Madison
2022-23 Men's Basketball

Game Time: 8:00 PM
Game Duration: 1:57
Attendance: 14,204

Officials: Bill B, Lewis Garrison, Rob Kuennen

Table with columns: NO. Name, Min, FG, 3P, FT, Rebounds, Fouls, TP, AS, TO, ST, Blocks, +/-

Shooting By Period
1st FG% 5-24 20.8%
3PT% 1-10 10.0%
FT% 4-8 50%

Technical Fouls: NONE

Table with columns: NO. Name, Min, FG, 3P, FT, Rebounds, Fouls, TP, AS, TO, ST, Blocks, +/-

Shooting By Period
1st FG% 10-34 29.4%
3PT% 6-11 54.5%
FT% 6-8 75%

Technical Fouls: NONE

Table with columns: UWGB, UW, Points from, Turnovers, Paint, Second Chance, Fast Breaks, Bench

NOTES: Wisconsin won its home opener for the 7th straight season and the 24th time in the last 25 years...UW is 7-0 in home openers under Greg Gard...Tyler Wahl tallied his 5th career double-double...Max Klesmit, Connor Essegian, Kamari McGee, Chris Hodges, Ross Candelino and Isaac Gard made their UW debuts.

GAME 4: WISCONSIN 43, DAYTON 42
Nov. 23, 2022 • Paradise Island, Bahamas. • Imperial Arena



Official Basketball Box Score - Final
Wisconsin at Dayton
11/23/22 Atlantis Resort - Imperial Arena, Paradise Island
2022 Bad Boy Mowers Battle 4 Atlantis

Game Time: 2:30 PM
Game Duration: 1:56
Attendance: 1,047

Officials: Jamie Luckie, Bill Covington, Jr., Owen Shurt

Table with columns: NO. Name, Min, FG, 3P, FT, Rebounds, Fouls, TP, AS, TO, ST, Blocks, +/-

Shooting By Period
1st FG% 8-30 26.7%
3PT% 4-13 30.8%
FT% 9-9 100%

Technical Fouls: NONE

Table with columns: NO. Name, Min, FG, 3P, FT, Rebounds, Fouls, TP, AS, TO, ST, Blocks, +/-

Shooting By Period
1st FG% 6-29 20.7%
3PT% 2-16 12.5%
FT% 0-1 0%

Technical Fouls: Coach 2nd 13:52

Table with columns: WIS, DAY, Points from, Turnovers, Paint, Second Chance, Fast Breaks, Bench

NOTES: Wisconsin won its home opener for the 7th straight season and the 24th time in the last 25 years...UW is 7-0 in home openers under Greg Gard...Tyler Wahl tallied his 5th career double-double...Max Klesmit, Connor Essegian, Kamari McGee, Chris Hodges, Ross Candelino and Isaac Gard made their UW debuts.

GAME 5: #3 KANSAS 69, WISCONSIN 68 (OT)

Nov. 24, 2022 • Paradise Island, Bahamas • Imperial Arena



Official Basketball Box Score - Final
Wisconsin at Kansas
11/24/22 Atlantis Resort - Imperial Arena, Paradise Island
2022 Bad Boy Mowers Battle 4 Atlantis

Game Time: 11:00 AM
Game Duration: 2:17
Attendance: 1,185

Officials: Mike Roberts, Raymie Styons, Bret Smith

Table with columns: NO., Name, Min, FG, 3P, FT, Rebounds, Fouls, TP, AS, TO, ST, Blocks, +/-, Shooting By Period. Includes team totals and technical fouls.

Table with columns: NO., Name, Min, FG, 3P, FT, Rebounds, Fouls, TP, AS, TO, ST, Blocks, +/-, Shooting By Period. Includes team totals and technical fouls.

Summary table with columns: WIS, KAN, Points from Turnovers, Best Scoring Run, Lead Changes, Times Tied, Time with Lead.

GAME 6: WISCONSIN 64, USC 59

Nov. 25, 2022 • Paradise Island, Bahamas • Imperial Arena



Official Basketball Box Score - Final
Southern California at Wisconsin
11/25/22 Atlantis Resort - Imperial Arena, Paradise Island
2022 Bad Boy Mowers Battle 4 Atlantis

Game Time: 1:00 PM
Game Duration: 1:48
Attendance: 510

Officials: Tony Padilla, Bert Smith, Bret Smith

Table with columns: NO., Name, Min, FG, 3P, FT, Rebounds, Fouls, TP, AS, TO, ST, Blocks, +/-, Shooting By Period. Includes team totals and technical fouls.

Table with columns: NO., Name, Min, FG, 3P, FT, Rebounds, Fouls, TP, AS, TO, ST, Blocks, +/-, Shooting By Period. Includes team totals and technical fouls.

Summary table with columns: USC, WIS, Points from Turnovers, Best Scoring Run, Lead Changes, Times Tied, Time with Lead.

GAME 7: WAKE FOREST 78, WISCONSIN 75

Nov. 29, 2022 • Madison, Wis. • Kohl Center



Official Basketball Box Score - Final
Wake Forest at Wisconsin
11/29/22 Kohl Center, Madison
2022-23 Men's Basketball

Game Time: 8:00 PM
Game Duration: 2:15
Attendance: 14,435

Officials: D.J. Carlensen, Courtney Green, Don Daly

Table with columns: NO., Name, Min, FG, 3P, FT, Rebounds, Fouls, TP, AS, TO, ST, Blocks, +/-, Shooting By Period. Includes team totals and technical fouls.

Table with columns: NO., Name, Min, FG, 3P, FT, Rebounds, Fouls, TP, AS, TO, ST, Blocks, +/-, Shooting By Period. Includes team totals and technical fouls.

Summary table with columns: WF, UW, Points from Turnovers, Best Scoring Run, Lead Changes, Times Tied, Time with Lead.

GAME 8: WISCONSIN 80, MARQUETTE 77 (OT)

Dec. 3, 2022 • Milwaukee, Wis. • Fiserv Forum



Official Basketball Box Score - Final
Wisconsin at Marquette
12/03/22 Fiserv Forum, Milwaukee
2022-23 Men's Basketball

Game Time: 3:20 PM
Game Duration: 2:22
Attendance: 17,760

Officials: Jeffrey Anderson, James Breeding, Bert Smith

Table with columns: NO., Name, Min, FG, 3P, FT, Rebounds, Fouls, TP, AS, TO, ST, Blocks, +/-, Shooting By Period. Includes team totals and technical fouls.

Table with columns: NO., Name, Min, FG, 3P, FT, Rebounds, Fouls, TP, AS, TO, ST, Blocks, +/-, Shooting By Period. Includes team totals and technical fouls.

Summary table with columns: WIS, MAR, Points from Turnovers, Best Scoring Run, Lead Changes, Times Tied, Time with Lead.

GAME 9: WISCONSIN 64, #13 MARYLAND 59
Dec. 6, 2022 • Madison, Wis. • Kohl Center

Official Basketball Box Score - Final
Maryland at Wisconsin
12/06/22 Kohl Center, Madison
2022-23 Men's Basketball
Game Time: 8:00 PM
Game Duration: 2:07
Officials: D.J. Carstensen, Larry Scroto, Chris Beaver
Maryland - 59
Record: 8-1 (1-1)
Shooting By Period
1st FG% 12-28 42.9%
3PT% 5-13 38.5%
FT% 0-1 0%

Wisconsin - 64
Record: 7-2 (1-0)
Shooting By Period
1st FG% 13-27 48.1%
3PT% 3-12 25.0%
FT% 2-2 100%
2nd FG% 9-27 33.3%
3PT% 5-11 45.5%
FT% 7-11 63.6%

Biggest lead MD UW
1 (2nd 18:43) 12 (1st 7:21)
Best Scoring Run 11 (1st 3:08) 8 (2nd 6:31)
Lead Changes 8
Times Tied 5
Time with Lead 03:17 32:51
Points from Turnovers MD UW
18 24
Paint 18 24
Second Chance 4 7
Fast Breaks 9 10
Bench 10 15
Period by Period Scoring
1st 2nd TOT
MD 29 30 59
UW 31 33 64

GAME 10: WISCONSIN 78, IOWA 75 (OT)
Dec. 11, 2022 • Iowa City, Iowa • Carver-Hawkeye Arena

Official Basketball Box Score - Final
Wisconsin at Iowa
12/11/22 Carver-Hawkeye Arena, Iowa City
2022-23 Men's Basketball
Game Time: 5:31 PM
Game Duration: 2:10
Attendance: 12,430
Officials: Larry Scroto, Bill Ek, Brooks Wells
Wisconsin - 78
Record: 8-2 (2-0)
Shooting By Period
1st FG% 10-27 37.0%
3PT% 4-15 26.7%
FT% 3-5 60.0%

Iowa - 75
Record: 7-3 (0-1)
Shooting By Period
1st FG% 10-27 37.0%
3PT% 4-15 26.7%
FT% 3-5 60.0%
2nd FG% 12-27 44.4%
3PT% 3-11 27.3%
FT% 6-6 100%

Biggest lead WIS IOWA
8 (2nd 2:13) 6 (2nd 16:38)
Best Scoring Run 9 (2nd 6:39) 11 (1st OT 4:22)
Lead Changes 6
Times Tied 6
Time with Lead 28:28 13:43
Points from Turnovers WIS IOWA
13 8
Paint 52 36
Second Chance 4 12
Fast Breaks 2 10
Bench 22 5
Period by Period Scoring
1st 2nd OT1 TOT
WIS 27 33 18 78
IOWA 27 33 15 75

GAME 11: #22 WISCONSIN 78, LEHIGH 56
Dec. 15, 2022 • Madison, Wis. • Kohl Center

Official Basketball Box Score - Final
Lehigh at Wisconsin
12/15/22 Kohl Center, Madison
2022-23 Men's Basketball
Game Time: 6:00 PM
Game Duration: 1:43
Attendance: 12,760
Officials: Courtney Green, Eric Curry, Dáire Carr
Lehigh - 56
Record: 4-5
Shooting By Period
1st FG% 15-27 55.6%
3PT% 2-6 33.3%
FT% 0-0 0%

Wisconsin - 78
Record: 9-2
Shooting By Period
1st FG% 12-31 38.7%
3PT% 5-10 50.0%
FT% 2-4 50%
2nd FG% 19-29 65.5%
3PT% 6-11 54.5%
FT% 3-4 75%

Biggest lead LU UW
9 (1st 9:38) 25 (2nd 1:02)
Best Scoring Run 9 (1st 12:32) 12 (2nd 4:57)
Lead Changes 14
Times Tied 7
Time with Lead 15:31 18:58
Points from Turnovers LU UW
15 20
Paint 28 38
Second Chance 2 10
Fast Breaks 10 0
Bench 5 20
Period by Period Scoring
1st 2nd TOT
LU 32 24 56
UW 31 47 78

GAME 12: #15 WISCONSIN 76, WESTERN MICHIGAN 66
Dec. 30, 2022 • Madison, Wis. • Kohl Center

Official Basketball Box Score - Final
Western Michigan at Wisconsin
12/30/22 Kohl Center, Madison
2022-23 Men's Basketball
Game Time: 7:00 PM
Game Duration: 1:41
Attendance: 15,138
Officials: Kelly Pfeifer, Edwin Young, Don Daly
Western Michigan - 66
Record: 4-9
Shooting By Period
1st FG% 10-28 35.7%
3PT% 7-19 36.8%
FT% 0-0 0%

Wisconsin - 76
Record: 10-2
Shooting By Period
1st FG% 10-25 40.0%
3PT% 4-14 28.6%
FT% 5-9 55.6%

Biggest lead WMU UW
0 (1st 20:00) 18 (2nd 2:39)
Best Scoring Run 6 (1st 6:29) 8 (1st 15:23)
Lead Changes 0
Times Tied 0
Time with Lead 00:00 39:37
Points from Turnovers WMU UW
22 32
Paint 22 32
Second Chance 8 11
Fast Breaks 6 4
Bench 18 14
Period by Period Scoring
1st 2nd TOT
WMU 27 39 66
UW 29 47 76

GAME 13: #14 WISCONSIN 63, MINNESOTA 60
Jan. 3, 2023 • Madison, Wis. • Kohl Center



Official Basketball Box Score - Final
Minnesota at Wisconsin
01/03/23 Kohl Center, Madison
2022-23 Men's Basketball

Game Time: 8:00 PM
Game Duration: 1:50
Attendance: 13,850

Officials: Larry Scrotto, Earl Walton, LaMar Simpson

Minnesota - 60
Record: 6-7 (0-3)
Table with columns: NO., Name, Min, FG, 3P, FT, Rebounds, Fouls, TP, AS, TO, ST, Blocks, +/-

Shooting By Period
1st FG% 11-28 39.3%
3PT% 2-8 25.0%
FT% 2-3 66.7%

Technical Fouls: Ota-Joseph 2 16:43

Wisconsin - 63
Record: 11-2 (3-0)
Table with columns: NO., Name, Min, FG, 3P, FT, Rebounds, Fouls, TP, AS, TO, ST, Blocks, +/-

Shooting By Period
1st FG% 13-28 46.4%
3PT% 5-11 45.5%
FT% 1-2 50%

Technical Fouls: NONE

Summary table with columns: Biggest lead, Best Scoring Run, Lead Changes, Times Tied, Time with Lead, Points from Turnovers, Second Chance, Fast Breaks, Period by Period Scoring

GAME 14: ILLINOIS 79, #14 WISCONSIN 69
Jan. 7, 2023 • Champaign, Ill. • State Farm Center



Official Basketball Box Score - Final
Wisconsin at Illinois
01/07/23 State Farm Center, Champaign, Ill.
2022-23 Men's Basketball

Game Time: 12:30 PM
Game Duration: 2:03
Attendance: 15,544

Officials: D.J. Carstensen, Kelly Pfeiler, Lewis Garrison

Wisconsin - 69
Record: 11-3 (3-1)
Table with columns: NO., Name, Min, FG, 3P, FT, Rebounds, Fouls, TP, AS, TO, ST, Blocks, +/-

Shooting By Period
1st FG% 4-14 28.6%
3PT% 1-3 33.3%
FT% 1-3 33.3%

Technical Fouls: NONE

Illinois - 79
Record: 10-5 (1-3)
Table with columns: NO., Name, Min, FG, 3P, FT, Rebounds, Fouls, TP, AS, TO, ST, Blocks, +/-

Shooting By Period
1st FG% 13-31 41.9%
3PT% 4-9 44.4%
FT% 0-2 0%

Technical Fouls: NONE

Summary table with columns: Biggest lead, Best Scoring Run, Lead Changes, Times Tied, Time with Lead, Points from Turnovers, Second Chance, Fast Breaks, Period by Period Scoring

GAME 15: MICHIGAN STATE 69, #18 WISCONSIN 65
Jan. 10, 2023 • Madison, Wis. • Kohl Center



Official Basketball Box Score - Final
Michigan St. at Wisconsin
01/10/23 Kohl Center, Madison
2022-23 Men's Basketball

Game Time: 6:00 PM
Game Duration: 2:00
Attendance: 14,260

Officials: Rob Riley, Chris Beaver, Brooks Weiss

Michigan St. - 69
Record: 12-4 (1-1)
Table with columns: NO., Name, Min, FG, 3P, FT, Rebounds, Fouls, TP, AS, TO, ST, Blocks, +/-

Shooting By Period
1st FG% 11-23 47.8%
3PT% 5-8 62.5%
FT% 6-6 100%

Technical Fouls: NONE

Wisconsin - 65
Record: 11-4 (3-2)
Table with columns: NO., Name, Min, FG, 3P, FT, Rebounds, Fouls, TP, AS, TO, ST, Blocks, +/-

Shooting By Period
1st FG% 13-28 46.4%
3PT% 4-10 40.0%
FT% 1-1 100%

Technical Fouls: NONE

Summary table with columns: Biggest lead, Best Scoring Run, Lead Changes, Times Tied, Time with Lead, Points from Turnovers, Second Chance, Fast Breaks, Period by Period Scoring

GAME 16: INDIANA 63, #18 WISCONSIN 45
Jan. 14, 2023 • Bloomington, Ind. • Simon Skjodt Assembly Hall



Official Basketball Box Score - Final
Wisconsin at Indiana
01/14/23 Simon Skjodt Assembly Hall, Bloomington, Ind.
2022-23 Men's Basketball

Game Time: 1:00 PM
Game Duration: 1:52
Attendance: 17,222

Officials: James Bradley, DJ Carstensen, John Floyd

Wisconsin - 45
Record: 11-5 (3-3)
Table with columns: NO., Name, Min, FG, 3P, FT, Rebounds, Fouls, TP, AS, TO, ST, Blocks, +/-

Shooting By Period
1st FG% 8-24 33.3%
3PT% 2-8 25.0%
FT% 2-6 33.3%

Technical Fouls: NONE

Indiana - 63
Record: 11-6 (2-4)
Table with columns: NO., Name, Min, FG, 3P, FT, Rebounds, Fouls, TP, AS, TO, ST, Blocks, +/-

Shooting By Period
1st FG% 10-33 30.3%
3PT% 0-5 0.0%

Technical Fouls: NONE

Summary table with columns: Biggest lead, Best Scoring Run, Lead Changes, Times Tied, Time with Lead, Points from Turnovers, Second Chance, Fast Breaks, Period by Period Scoring

GAME 17: WISCONSIN 63, PENN STATE 60
Jan. 17, 2023 • Madison, Wis. • Kohl Center



Official Basketball Box Score - Final
Penn St. at Wisconsin
01/17/23 Kohl Center, Madison
2022-23 Men's Basketball

Game Time: 7:30 PM
Game Duration: 1:54
Attendance: 14,286

Officials: Brian Dorsey, Michael Irving, Eric Curry

Table with columns: NO. Name, Min, FG, 3P, FT, Rebounds, Fouls, TP, AS, TO, ST, Blocks, +/-, Shooting By Period. Includes team totals and technical fouls.

Table with columns: NO. Name, Min, FG, 3P, FT, Rebounds, Fouls, TP, AS, TO, ST, Blocks, +/-, Shooting By Period. Includes team totals and technical fouls.

Summary table with columns: PSU, UW, Biggest lead, Best Scoring Run, Lead Changes, Times Tied, Time with Lead, Points from Turnovers, Paint, Second Chance, Fast Breaks, Bench, Period by Period Scoring.

GAME 18: NORTHWESTERN 66, WISCONSIN 63
Jan. 23, 2023 • Evanston, Ill. • Welsh-Ryan Areen



Official Basketball Box Score - Final
Wisconsin at Northwestern
01/23/23 Welsh-Ryan Areen, Evanston, IL
2022-23 Men's Basketball

Game Time: 5:30 PM
Game Duration: 2:04
Attendance: 4,218

Officials: Kelly Pfeifer, Rob Kueneman, Rob Riley Sr.

Table with columns: NO. Name, Min, FG, 3P, FT, Rebounds, Fouls, TP, AS, TO, ST, Blocks, +/-, Shooting By Period. Includes team totals and technical fouls.

Table with columns: NO. Name, Min, FG, 3P, FT, Rebounds, Fouls, TP, AS, TO, ST, Blocks, +/-, Shooting By Period. Includes team totals and technical fouls.

Summary table with columns: UW, NU, Biggest lead, Best Scoring Run, Lead Changes, Times Tied, Time with Lead, Points from Turnovers, Paint, Second Chance, Fast Breaks, Bench, Period by Period Scoring.

GAME 19: MARYLAND 73, WISCONSIN 55
Jan. 25, 2023 • College Park, Md. • XFINITY Center



Official Basketball Box Score - Final
Wisconsin at Maryland
01/25/23 XFINITY Center, College Park
2022-23 Men's Basketball

Game Time: 7:00 PM
Game Duration: 1:40
Attendance: 14,407

Officials: Brian Dorsey, Doug Simons, Deldre Carr

Table with columns: NO. Name, Min, FG, 3P, FT, Rebounds, Fouls, TP, AS, TO, ST, Blocks, +/-, Shooting By Period. Includes team totals and technical fouls.

Table with columns: NO. Name, Min, FG, 3P, FT, Rebounds, Fouls, TP, AS, TO, ST, Blocks, +/-, Shooting By Period. Includes team totals and technical fouls.

Summary table with columns: WISC, Terps, Biggest lead, Best Scoring Run, Lead Changes, Times Tied, Time with Lead, Points from Turnovers, Paint, Second Chance, Fast Breaks, Bench, Period by Period Scoring.

GAME 20: ILLINOIS 61, WISCONSIN 51
Jan. 28, 2023 • Madison, Wis. • Kohl Center



Official Basketball Box Score - Final
Illinois at Wisconsin
01/28/23 Kohl Center, Madison
2022-23 Men's Basketball

Game Time: 2:00 PM
Game Duration: 1:59
Attendance: 17,071

Officials: Larry Scarotto, Brooks Wells, Brandon Cruz

Table with columns: NO. Name, Min, FG, 3P, FT, Rebounds, Fouls, TP, AS, TO, ST, Blocks, +/-, Shooting By Period. Includes team totals and technical fouls.

Table with columns: NO. Name, Min, FG, 3P, FT, Rebounds, Fouls, TP, AS, TO, ST, Blocks, +/-, Shooting By Period. Includes team totals and technical fouls.

Summary table with columns: UI, UW, Biggest lead, Best Scoring Run, Lead Changes, Times Tied, Time with Lead, Points from Turnovers, Paint, Second Chance, Fast Breaks, Bench, Period by Period Scoring.

GAME 21: WISCONSIN 65, OHIO STATE 60
Feb. 2, 2023 • Columbus, Ohio • Value City Arena



Official Basketball Box Score - Final
Wisconsin at Ohio State
02/02/23 Value City Arena, Columbus, Ohio
Ohio State vs. Wisconsin

Game Time: 7:00 PM
Game Duration: 2:07
Attendance: 11,918

Officials: Kelly Pfeiler, John Higgins, Courtney Green

Wisconsin - 65

Record: 13-8 (5-6)

Table with columns: NO., Name, Min, FG, 3P, FT, Rebounds, Fouls, TP, AS, TO, ST, Blocks, +/-

Shooting By Period table with columns: 1st FG%, 3PT%, 2nd FG%, FT%, GM FG%, 3PT%

Dead Ball Rebounds: 4.0

Technical Fouls: NONE

Ohio State - 60

Record: 11-11 (3-8)

Table with columns: NO., Name, Min, FG, 3P, FT, Rebounds, Fouls, TP, AS, TO, ST, Blocks, +/-

Shooting By Period table with columns: 1st FG%, 3PT%, 2nd FG%, FT%, GM FG%, FT%

Dead Ball Rebounds: 3.0

Technical Fouls: Coach 1^0, 2^0, Coach 1^0, 2^0

Summary table with columns: WIS, OSU, Biggest lead, Best Scoring Run, Lead Changes, Times Tied, Time with Lead

Summary table with columns: Points from, Turnovers, Paint, Second Chance, Fast Breaks, Bench

GAME 22: NORTHWESTERN 54, WISCONSIN 52
Feb. 5, 2023 • Madison, Wis. • Kohl Center



Official Basketball Box Score - Final
Northwestern at Wisconsin
02/05/23 Kohl Center, Madison
2022-23 Men's Basketball

Game Time: 5:30 PM
Game Duration: 1:57
Attendance: 15,632

Officials: Brian Dorsey, Doug Simmons, D.J. Carstenen

Northwestern - 54

Record: 16-7 (7-5)

Table with columns: NO., Name, Min, FG, 3P, FT, Rebounds, Fouls, TP, AS, TO, ST, Blocks, +/-

Shooting By Period table with columns: 1st FG%, 3PT%, 2nd FG%, FT%, GM FG%, 3PT%

Dead Ball Rebounds: 4.1

Technical Fouls: NONE

Wisconsin - 52

Record: 13-9 (5-7)

Table with columns: NO., Name, Min, FG, 3P, FT, Rebounds, Fouls, TP, AS, TO, ST, Blocks, +/-

Shooting By Period table with columns: 1st FG%, 3PT%, 2nd FG%, FT%, GM FG%, FT%

Dead Ball Rebounds: 2.0

Technical Fouls: NONE

Summary table with columns: NU, UW, Biggest lead, Best Scoring Run, Lead Changes, Times Tied, Time with Lead

Summary table with columns: Points from, Turnovers, Paint, Second Chance, Fast Breaks, Bench

SPECIAL STATISTICS

Game	Pts off T/O (Wis / Opp)	Pts in Paint (Wis / Opp)	2nd Chance Pts (Wis / Opp)	Fast Break Pts (Wis / Opp)	Bench Pts (Wis / Opp)
11/07/22 SOUTH DAKOTA	8 / 12	26 / 24	8 / 8	13 / 5	23 / 18
11/11/22 vs. Stanford	18 / 10	26 / 30	8 / 10	6 / 2	10 / 16
11/15/22 GREEN BAY	10 / 8	16 / 22	17 / 2	5 / 0	11 / 22
11/23/22 vs. Dayton	8 / 7	16 / 20	13 / 4	0 / 4	24 / 9
11/24/22 vs. Kansas	13 / 4	34 / 26	10 / 11	5 / 7	22 / 2
11/25/22 vs. USC	15 / 18	26 / 12	5 / 10	11 / 10	17 / 11
11/29/22 WAKE FOREST	17 / 10	22 / 36	11 / 8	6 / 5	15 / 13
12/03/22 at Marquette	10 / 18	28 / 34	8 / 6	8 / 12	17 / 18
12/06/22 MARYLAND	7 / 5	18 / 24	4 / 7	9 / 10	10 / 15
12/11/22 at Iowa	13 / 8	52 / 36	4 / 12	2 / 10	22 / 5
12/15/22 LEHIGH	20 / 15	38 / 28	10 / 2	0 / 10	20 / 5
12/30/22 W. MICHIGAN	9 / 3	32 / 22	11 / 8	4 / 6	14 / 18
01/3/23 MINNESOTA	21 / 5	32 / 28	0 / 12	5 / 2	16 / 11
01/7/23 at Illinois	15 / 9	38 / 26	10 / 4	5 / 7	7 / 21
01/10/23 MICHIGAN STATE	27 / 2	30 / 26	2 / 9	0 / 7	20 / 8
01/14/23 at Indiana	5 / 7	22 / 42	8 / 10	2 / 3	19 / 6
01/17/23 PENN STATE	15 / 0	28 / 24	6 / 4	4 / 0	6 / 17
01/23/23 at Northwestern	11 / 7	22 / 24	11 / 6	2 / 2	7 / 14
01/25/23 at Maryland	10 / 8	22 / 38	2 / 11	0 / 7	6 / 8
01/28/23 ILLINOIS	9 / 11	20 / 26	6 / 6	6 / 5	5 / 2
02/02/23 at Ohio State	15 / 12	30 / 34	4 / 8	3 / 7	2 / 15
02/05/23 NORTHWESTERN	14 / 8	20 / 26	10 / 4	4 / 8	4 / 18
RUNNING TOTAL	266 / 187	526 / 580	168 / 161	100 / 129	291 / 273
PER GAME AVERAGE	12.0 / 8.5	23.9 / 26.3	7.6 / 7.3	4.5 / 5.8	13.2 / 12.4

TEAM SUPERLATIVES

WISCONSIN	HIGH	LOW		
• Points	85	SOUTH DAKOTA (11/7/22)	43	vs. Dayton (11/23/22)
• First-Half Points	43	at Ohio State (2/2/23)	16	vs. Illinois (1/28/23)
• Second-Half Points	47	2x; MR vs Western Michigan (12/30/22)	20	vs. Dayton (11/23/22)
• Field Goals Made	33	at Iowa (12/11/22)	14	vs. Dayton (11/23/22)
• Field Goal Attempts	65	at Iowa (12/11/22)	47	Maryland (12/6/22)
• Field Goal Percentage	.519 (28-54)	vs. Western Michigan (12/30/22)	.237 (14-59)	vs. Dayton (11/23/22)
• 3-Point Field Goals Made	12	4x; MR Western Michigan (12/30/22)	4	2x; MR at Indiana (1/14/23)
• 3-Point Field Goal Attempts	31	at Northwestern (1/23/23)	17	at Maryland (1/25/23)
• 3-Point Field Goal Pct. (min. 10 att.)	.524 (11-21)	Lehigh (12/15/22)	.208 (5-24)	at Indiana (1/14/23)
• Free Throws Made	17	2x; MR MARYLAND (12/6/22)	4	3x; MR vs. Illinois (1/28/23)
• Free Throw Attempts	27	vs. Maryland (12/6/22)	7	2x; vs. Illinois (1/28/23)
• Free Throw Pct. (min. 15 att.)	.842 (16-19)	vs. GREEN BAY (11/15/22)	.563 (9-16)	at Northwestern (1/23/23)
• Offensive Rebounds	15	vs. GREEN BAY (11/15/22)	2	vs. Minnesota (1/3/23)
• Defensive Rebounds	30	2x; MR GREEN BAY (11/15/22)	15	2x; MR at Maryland (1/25/23)
• Total Rebounds	45	GREEN BAY (11/15/22)	18	vs. Michigan St. (1/10/23)
• Fouls	21	at Illinois (1/7/23)	6	vs. Lehigh (12/15/22)
• Assists	21	vs. Marquette (12/3/22)	6	at Indiana (1/14/23)
• Turnovers	15	vs. Marquette (12/3/22)	4	vs. Western Michigan (12/30/22)
• Steals	13	vs. Minnesota (1/3/23)	2	2x; MR at Maryland (1/25/23)
• Blocked Shots	4	2x; MR vs. Stanford (11/11/22)	0	2x; MR at Ohio State (2/2/23)

OPPONENT	HIGH	LOW		
• Points	79	at Illinois (1/7/23)	42	vs. Dayton (11/23/22)
• First-Half Points	37	WAKE FOREST (11/29/22)	14	vs. Dayton (11/23/22)
• Second-Half Points	49	at Illinois (1/7/23)	24	2X; MR vs. Penn State (1/17/23)
• Field Goals Made	29	2x; MR at Indiana (1/14/23)	15	GREEN BAY (11/15/22)
• Field Goal Attempts	64	at Iowa (12/11/22)	44	2x; MR vs. Michigan St. (1/10/23)
• Field Goal Percentage	.560 (28-50)	at Maryland (1/25/23)	.302 (16-53)	vs. Dayton (11/23/22)
• 3-Point Field Goals Made	12	vs. Western Michigan (12/30/22)	1	2x; MR at Indiana (1/14/23)
• 3-Point Field Goal Attempts	29	2x; MR vs. Western Michigan (12/30/22)	8	at Indiana (1/14/23)
• 3-Point Field Goal Pct. (min. 10 att.)	.611 (11-18)	vs. Illinois (1/28/23)	.063 (1-16)	vs. Stanford (11/11/22)
• Free Throws Made	19	at Illinois (1/7/23)	2	3x; MR vs. Western Michigan (12/30/22)
• Free Throw Attempts	26	at Illinois (1/7/23)	2	vs. Lehigh (12/15/22)
• Free Throw Pct. (min. 10 att.)	.941 (16-17)	vs. Michigan St. (1/10/23)	.565 (13-23)	GREEN BAY (11/15/22)
• Offensive Rebounds	14	vs. Kansas (11/24/22)	3	3x; MR vs. Penn State (1/17/23)
• Defensive Rebounds	36	vs. Kansas (11/24/22)	17	vs. Lehigh (12/15/22)
• Total Rebounds	50	vs. Kansas (11/24/22)	20	vs. Lehigh (12/15/22)
• Fouls	22	2x; MR at Ohio State (2/2/23)	10	at Maryland (1/25/23)
• Assists	18	vs. Iowa (12/11/22)	6	3x; MR vs. Dayton (11/23/22)
• Turnovers	20	vs. Minnesota (1/3/23)	6	at Northwestern (1/23/23)
• Steals	10	vs. Marquette (12/3/22)	2	3x; MR vs. vs. Illinois (1/28/23)
• Blocked Shots	9	vs. Stanford (11/11/22)	1	2x; MR at Northwestern (1/23/23)

MISCELLANEOUS	HIGH	SECOND-HIGHEST
• UW's Largest Deficit Overcome in Win	7 2x; MR (1:01 H) vs. Penn State (1/17/23)	6 (16:38 2H) at Iowa (12/11/22)
• UW's Largest Deficit Overcome in Win (2nd Half/OT)	6 (16:38 2H) at Iowa (12/11/22)	--
• UW's Largest Lead Surrendered in Loss	6 (00:05 1H) WAKE FOREST (11/29/22)	5 (2x) MR (5:45 2H) vs. Michigan St. (1/10/23)
• UW's Largest Lead Surrendered in Loss (2nd Half/OT)	7 (19:15 2H) WAKE FOREST (11/29/22)	4 (15:48 2H) at Northwestern (1/23/23)
• UW's Largest Halftime Lead	17 GREEN BAY (11/15/22)	16 at Ohio State (2/2/23)
• UW's Largest Halftime Deficit	13 vs. Kansas (11/24/22)	6 (2x) MR at Northwestern (1/23/23)
• UW's Largest Lead	28 (83-55, 0:46) SOUTH DAKOTA (11/7/22)	25 (78-53, 1:02 2H) Lehigh (12/15/22)
• UW's Largest Deficit	21 (61-40, 2:51 2H) at Indiana (1/14/23)	18 (73-55, 0:46 2H) at Maryland (1/25/23)

INDIVIDUAL SUPERLATIVES

WISCONSIN

HIGH

SECOND-HIGHEST

• Points	25	Steven Crowl (vs. Western Michigan - 12/30/22)	23	Tyler Wahl (vs. Kansas - 11/24/22)
• First-Half Points	16	Hepburn (Marquette - 11/29/22)	14	Connor Essegian (Ohio State - 2/2/23)
• Second-Half Points	20	Steven Crowl (vs. Western Michigan - 12/30/22)	18	Crowl & Hepburn (at Illinois - 1/7/23)
• Field Goals Made	9	4x; MR Crowl (vs. Penn State - 1/17/23)	9	Tyler Wahl (at Iowa - 12/11/22)
• Field Goal Attempts	19	Tyler Wahl (vs. Kansas - 11/24/22)	18	2x; MR Crowl & Hepburn (at Illinois 1/7/23)
• Field Goal Percentage (min. 6 made)	.700 (7-10)	Chucky Hepburn (at Marquette - 12/3/22)	.692 (9-13)	Crowl (vs. Western Michigan - 12/30/22)
• 3-Point Field Goals Made	6	Chucky Hepburn (vs. Wake Forest - 11/29/22)	5	2X; MR Essegian (vs Northwestern - 2/5/23)
• 3-Point Field Goal Attempts	12	Chucky Hepburn (vs. Wake Forest - 11/29/22)	11	Connor Essegian (vs Northwestern - 2/5/23)
• 3-Point Field Goal Pct. (min. 3 made)	.833 (5-6)	Chucky Hepburn (at Marquette - 12/3/22)	.750 (3-4)	3x; MR Essegian (vs. Michigan St. - 1/10/23)
• Free Throws Made	9	Tyler Wahl (SOUTH DAKOTA - 11/7/22)	7	Tyler Wahl (vs. Kansas - 11/24/22)
• Free Throw Attempts	10	Tyler Wahl (SOUTH DAKOTA - 11/7/22)	8	2x; MR Wahl (vs. Kansas - 11/24/22)
• Free Throw Pct. (min. 7 made)	.900 (9-10)	Tyler Wahl (SOUTH DAKOTA - 11/7/22)	.875 (7-8)	Tyler Wahl (vs. Kansas - 11/24/22)
• Offensive Rebounds	4	3x; MR Steven Crowl (at Illinois 1/7/23)	3	5x; MR Davis (at Northwestern - 1/23/23)
• Defensive Rebounds	10	Steven Crowl (vs. Penn State - 1/17/23)	9	3x; MR Steven Crowl (Ohio State - 2/2/23)
• Total Rebounds	12	Steven Crowl (at Illinois - 1/7/23)	11	2x; MR Crowl (vs. Stanford - 1/17/23)
• Fouls	5	2x; Davis (MR at Northwestern - 1/23/23)	5	Tyler Wahl (MARYLAND - 12/6/22)
• Assists	7	2x; MR Chucky Hepburn (at Illinois - 1/7/23)	5	3x; MR Hepburn (at Northwestern - 1/23/23)
• Turnovers	5	Tyler Wahl (Marquette - 12/3/22)	4	3x; MR Wahl (at Northwestern - 1/23/23)
• Steals	5	Chucky Hepburn (vs. Minnesota - 1/3/23)	4	2x; MR Hepburn (at Illinois - 1/7/23)
• Blocked Shots	3	Steven Crowl (vs. Stanford - 11/11/22)	2	2x; MR Wahl (Western Michigan - 12/30/22)

OPPONENT

HIGH

SECOND-HIGHEST

• Points	32	Tyree Appleby (vs. Wake Forest - 11/29/22)	29	Jalen Wilson (vs. Kansas - 11/24/22)
• First-Half Points	17	Perrott-Hunt (SOUTH DAKOTA - 11/7/22)	13	Boogie Ellis (vs. USC - 11/25/22)
• Second-Half Points	20	Tyree Appleby (vs. Wake Forest - 11/29/22)	18	matthew Mayer (vs. Illinois - 1/28/23)
• Field Goals Made	11	Tyree Appleby (vs. Wake Forest - 11/29/22)	10	Perrott-Hunt (SOUTH DAKOTA - 11/7/22)
• Field Goal Attempts	20	2x; MR Wilson (vs. Kansas - 11/24/22)	17	Kobe Elvis (vs. Dayton - 11/23/22)
• Field Goal Percentage (min. 7 made)	.700 (7-10)	Evan Taylor (vs. Lehigh - 11/15/22)	.692 (9-13)	Trayce Jackson-Davis (at Indiana - 1/14/23)
• 3-Point Field Goals Made	6	Coleman Hawkins (at Illinois - 1/7/23)	5	2x; MR Mayer (vs. Illinois - 1/28/23)
• 3-Point Field Goal Attempts	11	Matthew Mayer (vs. Illinois - 1/28/23)	9	2x; MR Hawkins (at Illinois - 1/7/23)
• 3-Point Field Goal Pct. (min. 3 made)	1.000 (3-3)	Tyson Walker (vs. Michigan St. - 1/10/23)	.833 (5-6)	Drew Peterson (vs. USC - 11/25/22)
• Free Throws Made	9	2x; MR Shannon Jr. (at Illinois - 1/7/23)	7	Oliver Prosper (at Marquette - 12/3/22)
• Free Throw Attempts	14	Jalen Wilson (vs. Kansas - 11/24/22)	12	Terrence Shannon Jr. (at Illinois - 1/7/23)
• Free Throw Pct. (min. 5 made)	1.000 (5-5)	4x; MR Funk (vs. Penn St. - 1/17/23)	.875 (7-8)	Oliver Prosper (at Marquette - 12/3/22)
• Offensive Rebounds	5	Jordan Geronimo (at Indiana - 1/14/23)	4	3x; MR Zed Key (Ohio State - 2/2/23)
• Defensive Rebounds	14	Jalen Wilson (vs. Kansas - 11/24/22)	12	Trayce Jackson-Davis (at Indiana - 1/14/23)
• Total Rebounds	14	Jalen Wilson (vs. Kansas - 11/24/22)	12	2x; MR Jalen Pickett (vs Penn St. - 1/17/23)
• Fouls	5	3x; MR Sensabaugh (Ohio State - 2/2/23)	4	20x; MR Nicholson (Northwestern - 2/5/23)
• Assists	8	3x; MR Hakim Hart (at Maryland - 1/25/23)	7	Dajuan Harris (vs. Kansas - 11/24/22)
• Turnovers	6	2x; Shannon Jr. (vs. Illinois - 1/28/23)	5	3x; MR Likekele (Ohio State - 2/2/23)
• Steals	4	Zae Blake (GREEN BAY - 11/15/22)	3	5x; MR Likekele (Ohio State - 2/2/23)
• Blocked Shots	5	Trayce Jackson-Davis (at Indiana - 1/14/23)	4	Jones (vs. Stanford - 11/11/22)

THE LAST TIME WISCONSIN...

Wisconsin Team

UW ranked No. 1 in AP Top 25: Feb. 21, 2007
UW ranked in AP Top 25: No. 18 (1/11/23)
UW ranked in USA Today Coaches Poll: No. 18 (1/11/23)
Played AP No. 1-ranked opponent: Win vs. Villanova, 65-62 (3/18/17)
Defeated AP No. 1-ranked opponent: Villanova, 65-62 (3/18/17)
Played AP No. 2-ranked opponent: Win vs. Michigan, 64-54 (1/19/19)
Defeated opponent ranked 3-10 by AP: Win vs. No. 8 Purdue, 70-67 (3/1/22)
Defeated opponent ranked 11-25 by AP: Win vs. No. 13 Maryland, 64-59 (12/6/22)
Defeated AP Top 25 opponent on the road: Win at No. 17 Michigan State, 70-62 (2/8/22)

Scoring

Scored 20 or more points: 21, Steven Crowl vs. Penn State (1/17/23)
Scored 30 or more points: 30, Johnny Davis at Indiana (2/15/22)
Scored 40 or more points: 43, Frank Kaminsky vs. North Dakota (11/19/13)
Two or more Badgers scored 30 points, same game: Joe Franklin (31) and Chuck Nagle (30) vs. Purdue (3/2/68) — only other time this happened in school history was Jack Brens (31) and Ken Siebel (31) vs. Utah (12/28/62)
Two or more Badgers scored 20 points, same game: Chucky Hepburn (22) and Steven Crowl (20) at Illinois (1/7/23)
Three or more Badgers scored 20 points, same game: Jon Leuer (24), Josh Gasser (21), Jordan Taylor (20), vs. PVAMU (11/14/10)
Scored 20 points in one half: Steven Crowl (20 in 2nd Half) vs. Western Michigan (12/30/22)
Scored 20 points/two straight games: Johnny Davis (30 at Indiana, 2/15/22; 25 vs. Michigan, 2/20/22)
Scored 20 points/three straight games: Johnny Davis (26 vs. Iowa, 1/6/22; 37 at #3 Purdue, 1/3/22; 20 vs. Illinois State, 12/29/21)
Scored 20 points/four straight games: Johnny Davis (26 vs. Iowa, 1/6/22; 37 at #3 Purdue, 1/3/22; 20 vs. Illinois State, 12/29/21; 24 at #21 Ohio State, 12/11/21)
Scored 20 points/five straight games: Johnny Davis (26 vs. Iowa, 1/6/22; 37 at #3 Purdue, 1/3/22; 20 vs. Illinois State, 12/29/21; 24 at #21 Ohio State, 12/11/21; 23 vs. Indiana, 12/8/21)
Scored 30 points/two straight games: Michael Finley (30 at Michigan, 1/29/94; 32 vs. Michigan State, 2/2/94)
No Badger scored in double figures: vs. Marquette (12/8/12)
One Badger scored in double figures: 14, Connor Essegian at Indiana (1/14/23)
Four players scored in double figures: Connor Essegian (17), Chucky Hepburn (15), Steven Crowl (14) and Max Klesmit (12) at Ohio State (2/2/23)
Five players scored in double figures: Johnny Davis (25), Steven Crowl (11), Brad Davison (10), Chucky Hepburn (10), and Tyler Wahl (10) vs. Michigan (2/20/22)
Six players scored in double figures: Reuvers (19), Davison (15), Ford (12), King (12), Trice (11) and Pritzl (10) vs. Green Bay (11/21/19)
UW Scored 70 or more points: 76, vs. Western Michigan (12/30/22)
UW Scored 80 or more points: 80, Marquette (12/3/22)
UW Scored 90 or more points: 92, vs. Arkansas-Pine Bluff (11/27/20)
UW Scored 100 or more points: 101, vs. Savannah State (12/13/18)

Field Goal Shooting

Shot 90 percent or better (min. 10 att.): .900 (9-10), Carlton McGee vs. Michigan (2/26/92)
UW shot 50 percent or better: .519, vs. Western Michigan (12/30/22)
UW shot 60 percent or better: .603, vs. Houston Baptist (11/17/18)
UW shot 70 percent or better: .744, vs. Army (12/30/79)
UW made 30 or more field goals: 31, vs. Lehigh (12/15/22)
UW made 40 or more field goals: 42, vs. Iowa (3/9/94)
UW made 50 or more field goals: Has not happened
UW attempted 60 or more field goals: 64, at Illinois (1/7/23)
UW attempted 70 or more field goals: 70, vs. Iowa (2/18/21)
UW attempted 80 or more field goals: 83, vs. Northwestern (1/28/95)
UW attempted 100 or more field goals: 102, vs. South Dakota (12/9/72)

3-Point Field Goal Shooting

Made 5 or more 3-point field goals: Connor Essegian (5-11 3FG) vs. Northwestern (2/5/23)
UW shot 40 percent or better (min. 8 att.): .412 (7-17) at Maryland (1/25/23)
UW shot 50 percent or better (min. 8 att.): .524 (11-21) vs. Lehigh (12/15/22)
UW shot 60 percent or better (min. 8 att.): .640 (16-25), vs. Louisville (12/19/20)
UW shot 70 percent or better (min. 8 att.): .727, at Indiana (2/25/10)
UW shot 80 percent or better (min. 8 att.): .889, vs. North Dakota St. (12/10/86)
UW shot 90 percent or better (min. 8 att.): .900, at Illinois (1/25/97)
UW made 10 or more 3-point field goals: 12, vs. Western Michigan (12/30/22)
UW made 15 or more 3-point field goals: 16, vs. Louisville (12/19/20)
UW attempted 30 or more 3-point field goals: 30, at Northwestern (1/23/23)
UW attempted 40 or more 3-point field goals: 40, vs. Temple (12/3/01)

Double-Double / Triple-Double

Had a triple-double: Ethan Happ (13 pts, 12 reb, 11 ast) vs. Northwestern (1/26/19)
Had a double-double (Pts/Reb): Steven Crowl (21 pts, 11 reb) vs. Penn State (1/17/23)
Had a double-double (Pts/Ast): Ethan Happ (10 p, 11 r, 12a) vs. Coppin St. (11/6/18)
Had a double-double (Ast/Reb): Ethan Happ (10p, 11r, 12a) vs. Coppin St. (11/6/18)
Had a double-double in consecutive games: Johnny Davis (1/30/21 and 2/2/22)
Two with double-double: Potter (24 p, 13 r) & Davison (11 p, 13 r) at Penn State (1/11/20)

Free Throw Shooting

Perfect at the FT line (min. 10 att.): 10-10, Brad Davison at Indiana (2/15/22)
UW shot 80 percent or better (min. 12 att.): .842 (16-19) vs. Green Bay (11/17/22)
UW shot 90 percent or better (min. 12 att.): .900 (19-21), vs. Green Bay (11/12/21)
UW shot 100 percent (min. 12 att.): 15-15, vs. Nebraska (12/22/20)
UW made 20 or more free throws: 20, vs. Nebraska (3/6/22)
UW made 30 or more free throws: 30, vs. Minnesota (2/13/14)
UW made 40 or more free throws: 40, vs. Minnesota (1/12/53)
UW attempted 30 or more free throws: 32, vs. Illinois State (12/29/21)
UW attempted 40 or more free throws: 42, at Illinois (2/3/13)
UW attempted 50 or more free throws: 50, at Indiana (2/12/62)
UW attempted 60 or more free throws: 61, at Michigan (2/21/53)

Rebounds

Had 10+ rebounds: 11, Steven Crowl vs. Penn State (1/17/23)
Had 15+ rebounds: 15, Johnny Davis vs. Minnesota (1/30/22)
Had 20+ rebounds: 25, Joe Chrmelich vs. St. Mary's (12/2/76)
Had 30+ rebounds: 30, Paul Morrow vs. Purdue (1/3/53)
Had 10+ reb. in consecutive games: Johnny Davis, Two Straight (1/30/21, 2/2/22)
UW had 40+ rebounds: 45, vs. Green Bay (11/15/22)
UW had 50+ rebounds: 50, vs. Green Bay (11/12/21)

Assists

Had 10 or more assists: 11, Ethan Happ vs. Northwestern (1/26/19)
Had 15 or more assists: Has not happened
UW had 20 or more assists: 22, vs. Louisville (12/19/20)
UW had 30 or more assists: 30, vs. Iowa (3/9/94)

Blocked Shots

Had 5 or more blocked shots: 9 Nate Reuvers vs. Eastern Illinois (11/8/19)
Had 10 or more blocked shots: Has not happened
UW had 10 or more blocked shots: 10 vs. Eastern Illinois (11/25/20)
UW had 15 or more blocked shots: Has not happened

Steals

Had 5 or more steals: 5, (2x) Chucky Hepburn vs. Minnesota (1/3/23)
Had 10 or more steals: 10, Mike Kelley vs. Texas (12/7/99)
UW had 10 or more steals: 13, vs. Minnesota (1/3/23)
UW had 15 or more steals: 16, (2x) MR vs. California (12/2/12)

Turnovers

UW had 1 or fewer turnovers: 1, vs. Iowa (1/20/15)
UW had 5 or fewer turnovers: 4, vs. Michigan State (1/10/23)
UW had 0 turnovers in a half: 0 in 2H, vs. Western Michigan (12/30/22)
Opponent committed 15 or more turnovers: 15, at Iowa (12/11/22)
Opponent committed 20 or more turnovers: 20, vs. Illinois (2/27/21)

Overtime

Won a game in overtime: OT at Iowa (78-75), 12/11/22
Lost a game in overtime: vs. Kansas (69-68), 11/24/22
Played a 2-overtime game: win vs. Indiana (80-73), 1/7/21
Played a 3-overtime game: loss vs. Indiana (85-86), 2/16/87
Played in consecutive OT games: (3) vs. Iowa (2/6/13), vs. Mich. (2/9/13), at Minn. (2/14/13)

Miscellaneous

Hit a buzzer beater: vs. Xavier, 3/20/16 (Bronson Koenig hits 3PT in corner, UW 66-63)
Won after trailing by at least 10 pts in second half: 17 vs. Indiana, 12/8/21 (down 42-25, 19:43 remaining - won 64-59)
Won after trailing by at least 15 pts in second half: 17 vs. Indiana, 12/8/21 (down 42-25, 19:43 remaining - won 64-59)
UW scored 10 straight points or more: 10-0 (19:39 2H) at Ohio State (2/2/23)
UW scored 15 straight points or more: 16-0 (16:14 - 10:57 2H) vs. Nicholls (12/15/21)
UW held opp. scoreless 5:00 or longer: 6:31 (1H) at Maryland (1/25/23)
UW held opp. scoreless for 8:00 or longer: 10:24 (17:26 - 7:02 1H) vs. Penn State (2/5/22)