



2022 PENN STATE BASEBALL

PENN STATE VS. MONMOUTH/LIU/NORTHEASTERN | FEBRUARY 18-20, 2022 | CARY, N.C.

2022 SCHEDULE

Date Opponent Time/Result

FEBRUARY

18	vs. Monmouth (Cary, N.C.)	noon
19	vs. LIU (DH) (Cary, N.C.)	noon
20	vs. Northeastern (Cary, N.C.)	10 a.m.
25	vs. Maine (Cary, N.C.)	2 p.m.
26	vs. Maine (DH) (Cary, N.C.)	noon
27	vs. William & Mary (Cary, N.C.)	1 p.m.

MARCH

4	at #5 Virginia	3 p.m.
5	at #5 Virginia	1 p.m.
6	at #5 Virginia	1 p.m.
8	at VMI	3 p.m.
11	vs. UMass (Cary, N.C.)	2 p.m.
12	vs. UMass (Cary, N.C.)	1 p.m.
13	vs. UMass (Cary, N.C.)	11 a.m.
15	NIAGARA	5 P.M.
16	NIAGARA	5 P.M.
18	MILWAUKEE	5 P.M.
19	MILWAUKEE	1 P.M.
20	MILWAUKEE	11 A.M.
22	YOUNGSTOWN STATE	6 P.M.
25	RUTGERS*	6 P.M.
26	RUTGERS*	1 P.M.
27	RUTGERS*	1 P.M.
29	PITTSBURGH	6 P.M.
30	ST. BONAVENTURE	6 P.M.

APRIL

1	at Maryland*	6:30 p.m.
2	at Maryland*	2 p.m.
3	at Maryland*	1 p.m.
6	BUCKNELL	6 P.M.
8	at Northwestern*	4:30 p.m.
9	at Northwestern*	3 p.m.
10	at Northwestern*	2 p.m.
12	WEST VIRGINIA	6 P.M.
14	PURDUE*	6 P.M.
15	PURDUE*	6 P.M.
16	PURDUE*	1 P.M.
20	MOUNT ST. MARY'S	6 P.M.
22	at Minnesota*	7 p.m.
23	at Minnesota*	3 p.m.
24	at Minnesota*	11 a.m.
26	BUCKNELL	6 P.M.
27	at West Virginia	6:30 p.m.
29	OMAHA	6 P.M.
30	OMAHA	6 P.M.

MAY

1	OMAHA	1 P.M.
6	MICHIGAN STATE*	6 P.M.
7	MICHIGAN STATE*	1 P.M.
8	MICHIGAN STATE*	1 P.M.
10	at Georgetown (Bowie Baysox Stadium)	6 p.m.
13	at Ohio State*	6:05 p.m.
14	at Ohio State*	3:05 p.m.
15	at Ohio State*	1:05 p.m.
17	at Pittsburgh (PNC Park)	6 p.m.
19	ILLINOIS*	6 P.M.
20	ILLINOIS*	6 P.M.
21	ILLINOIS* (Senior Day)	1 P.M.
25-29	Big Ten Tournament (Omaha, Neb.)	TBA

STRATEGIC COMMUNICATIONS

Primary Contact.....Paul Marboe
 Office Phone.....814-865-1757
 Cell Phone.....814-777-7604
 Email.....prn5118@psu.edu

PENN STATE NITTANY LIONS
(0-0, 0-0 BIG TEN)



vs.
MONMOUTH/LIU/NORTHEASTERN
(0-0, 0-0 MAAC)/(0-0, 0-0 NEC)/(0-0, 0-0 CAA)

GOPSUSPORTS.COM | @PENNSTATEBASE
VENUE | USA BASEBALL COMPLEX - COLEMAN FIELD

ONLINE | Links to live video, live audio and live stats available at GoPSUSports.com

LEADING OFF

- Penn State begins the 2022 season in at the USA Baseball Complex in Cary, N.C., taking on Monmouth, LIU and Northeastern.
- The Nittany Lions start their 134th season in program history.
- Penn State has won four straight season openers.
- Penn State will play its first game against a non-Big Ten opponent since March 12, 2020 against Miami Ohio.
- The Nittany Lions welcome 16 newcomers to the program, including 12 freshmen and four transfers.
- Penn State's projected rotation on opening weekend features three newcomers, including transfers Travis Luensmann (South Carolina) and Kellan Tulio (Louisville) and freshman Tommy Molsky.
- Penn State returns All-Big Ten second team catcher Matt Wood.
- Wood was named as the top catcher in the Big Ten in D1 baseball's preseason rankings.
- Johnny Piacentino was tabbed among D1 baseball's preseason Top 150 outfielders.
- Mason Mellott returns to the pitching staff and ranks fourth all-time at PSU with 13 career saves.

PROJECTED ROTATION (2021 STATS)



Travis Luensmann
RHP | So. | 6-6 | 234
Altoona, Pa.
4 Appearances/O Starts*
0-1, 15.43 ERA, 2K/1BB*

*At South Carolina



Kellan Tulio
LHP | Jr. | 6-2 | 215
Emmaus, Pa.
4 Appearances/O Starts*
0-0, 15.43 ERA, 1K/3BB*

*At Louisville



Mason Mellott
RHP | Gr. | 6-0 | 205
State College, Pa.
17 Appearances/O Starts
2-1, 4.60 ERA, 33K/18BB



Tommy Molsky
RHP | Fr. | 6-1 | 160
Dillsburg, Pa.

No.	Name	Pos.	B/T	Yr.	Ht.	Wt.	Hometown/High School/Last School
1	Jay Harry	IF	L/R	So.	6-0	195	Metuchen, N.J./Metuchen
1	Kyle Hannon	IF/OF	L/R	So.	5-10	194	Harrisburg, Pa. / Red Land
3	Cole Bartels	OF/IF	R/R	Gr.	6-3	195	Belmont, Mass. / Belmont
4	Tyson Cooper	C/IF	S/R	R-So.	5-9	200	State College, Pa. / State College Area
5	Carson Ertter	OF	L/L	Jr.	5-10	175	Ebensburg, Pa. / Bishop Carroll Catholic
6	Joe Nastasi	RHP	R/R	So.	6-0	217	State College, Pa. / State College
7	C.J. Pittaro	IF	L/R	So.	6-1	195	Hamilton, N.J. / Steinert / Vanderbilt
8	Patrick DeMarco	RHP	R/R	Fr.	6-1	200	Los Angeles, Calif. / Marantha
9	Connor Throneberry	IF/RHP	R/R	Fr.	6-6	230	St. Louis, Mo. / Marquette Senior
10	Tanner Folds	LHP	R/L	Fr.	6-1	195	Calhoun, Ga. / Sonoraville
11	Chad Rogers	RHP	R/R	So.	6-5	220	Mentor, Ohio/Mentor
12	Kellan Tulio	LHP	L/L	Jr.	6-2	215	Emmaus, Pa. / Emmaus / Louisville
13	Tayven Kelley	OF	R/R	Jr.	6-3	200	Boiling Springs, Pa. / Boiling Springs
14	Matt Wood	C	L/R	Jr.	5-10	190	Gibsonia, Pa. / Pine Richland
15	Brenden Franks	IF/RHP	R/R	Jr.	6-3	205	State College, Pa. / State College
17	Seneca Gregory	RHP	R/R	Fr.	6-4	225	Stafford, Va. / Mountain View
18	Mason Mellott	RHP	R/R	Gr.	6-0	205	State College, Pa. / State College Area
19	Derek Cease	RHP/IF	R/R	Fr.	5-8	150	Plymouth, Pa. / Greater Nanticoke Area
20	Blaise Sclafani	RHP	R/R	Sr.	6-6	200	Souderton, Pa. / Souderton / UMass Lowell
21	Steven Miller	RHP	R/R	Sr.	6-1	190	Pittsburgh, Pa. / North Hills
22	Johnny Piacentino	OF	R/R	Jr.	5-11	185	Cherry Hill, N.J. / Bishop Eustace Prep
23	Jake Cooper	IF	R/R	Fr.	5-9	195	State College, Pa. / State College Area
24	Jaden Henline	RHP	L/R	So.	6-2	195	New Cumberland, Pa. / Red Land
25	Chase Renner	RHP	R/R	Fr.	6-4	190	Alburtis, Pa. / Brandywine Heights
27	Tommy Molsky	RHP	R/R	Fr.	6-1	160	Dillsburg, Pa. / Northern York County
28	Hutch Gagnon	LHP	L/L	Sr.	6-3	220	Downingtown, Pa. / Downingtown East
29	Carson Kohls	RHP	R/R	So.	6-0	195	Sacramento, Calif. / El Camino
30	Anthony Steele	1B/LHP/OF/L	L	Fr.	6-4	225	Shelton, Conn. / Shelton
31	Ryan Partridge	LHP	R/L	Jr.	6-3	215	Wexford, Pa. / North Allegheny
33	Travis Luensmann	RHP	R/R	So.	6-6	234	Altoona, Pa. / Bellewood-Antis / South Carolina
34	Richie Paltridge	LHP/1B/OF/L	L	So.	6-3	194	Montgomery, N.Y. / John S. Burke Catholic
35	Billy Gerlott	OF/IF	R/R	So.	6-1	195	Auburn, Pa. / Blue Mountain
36	Tyler Shingledecker	LHP	R/L	Sr.	6-3	185	Huntersville, N.C. / Hough
37	Jordan Morales	LHP	R/L	Jr.	5-9	175	Souderton, Pa. / Souderton / LaSalle
40	Ben Kailher	IF	R/R	Jr.	5-8	160	Rumford, R.I. / Providence Country Day
41	Josh Spiegel	C/1B	R/R	R-Jr.	6-3	206	Jennette, Pa. / Penn Trafford / Oklahoma State
44	Devin Fletcher	RHP	R/R	Fr.	6-8	215	Bethlehem, Pa. / Liberty
46	Noah Burke	OF	L/R	Fr.	6-0	192	Pittsburgh, Pa. / Canon McMillan
49	Ben DeMell	RHP/IF	L/R	Fr.	6-5	205	Concord, Ohio / Gilmour Academy

ALPHABETICAL ROSTER

- 3 Cole Bartels
- 46 Noah Burke
- 19 Derek Cease
- 23 Jake Cooper
- 4 Tyson Cooper
- 8 Patrick DeMarco
- 49 Ben DeMell
- 5 Carson Ertter
- 44 Devin Fletcher
- 10 Tanner Folds
- 15 Brenden Franks
- 28 Hutch Gagnon
- 35 Billy Gerlott
- 17 Seneca Gregory
- 2 Kyle Hannon
- 1 Jay Harry
- 24 Jaden Henline
- 40 Ben Kailher
- 29 Carson Kohls
- 33 Travis Luensmann
- 18 Mason Mellott
- 21 Steven Miller
- 27 Tommy Molsky
- 37 Jordan Morales
- 6 Joe Nastasi
- 34 Richie Paltridge
- 31 Ryan Partridge
- 22 Johnny Piacentino
- 7 C.J. Pittaro
- 25 Chase Renner
- 11 Chad Rogers
- 20 Blaise Sclafani
- 36 Tyler Shingledecker
- 41 Josh Spiegel
- 30 Anthony Steele
- 9 Connor Throneberry
- 12 Kellan Tulio
- 14 Matt Wood

PRONUNCIATION GUIDE

- 19 Derek **Cease** See-ce
- 40 Ben **Kailher** Kal-er
- 33 Travis **Luensmann** Lunns-min
- 18 Mason **Mellott** MEL-lot
- 22 Johnny **Piacentino** Pea-ess-en-tee-no
- 7 C.J. **Pittaro** Pi-TAR-o
- 41 Josh **Spiegel** Spee-gol
- 12 Kellan **Tulio** TOO-lee-oh

ROSTER BREAKDOWN BY STATE

- California - 2
- Connecticut - 1
- Georgia - 1
- Massachusetts - 1
- Missouri - 1
- New Jersey - 3
- New York - 1
- North Carolina - 1
- Ohio - 2
- Pennsylvania - 25
- Rhode Island - 1
- Virginia - 1

ROSTER BREAKDOWN BY ELIGIBILITY

- Freshmen - 12
- Sophomores - 11
- Juniors - 10
- Seniors/Graduates - 6

ROSTER BREAKDOWN BY POSITION

- Catchers - 3
- Infielders - 14
- Outfielders - 9
- Left-Handed Pitchers - 8
- Right-Handed Pitchers - 17

PENN STATE QUICK FACTS

GENERAL INFORMATION

Location University Park, Pa.
 Founded 1855
 Enrollment 47,559
 Colors Blue and White
 Conference Big Ten
 Nickname Nittany Lions
 President Eric J. Barron
 Director of Athletics Sandy Barbour

TEAM INFORMATION

2021 Record 18-24
 2021 Big Ten Record/Finish 18-24/9th
 Postseason None
 All-Time Record (Years) 2,079-1,522-21 (133)
 All-Time Big Ten Record (Years) 322-415 (30)
 NCAA Tournament Appearances 19
 NCAA Tournament Record 25-24
 NCAA Super Regional Appearances 1
 College World Series Appearances 5
 (1952, 1957, 1959, 1963, 1973)
 Best CWS Finish Second (1957)
 Last NCAA Tournament Appearance 2000

BASEBALL STAFF

Head Coach Rob Cooper
 PSU Record (Years) 147-216 (8)
 Career Record (Years) 433-446 (16)
 Assistant Coaches Josh Newman
(Pitching)
 Sean Moore (Hitting)
 Volunteer Asst. Coach Dallas Burke
(Hitting/Catchers)
 Dir. of Operations/Player Development...
 Jake Stone
 Athletic Trainer Rebecca Barta

STADIUM INFORMATION

Home Stadium ... Medlar Field at Lubrano Park
 First Season 2007
 Capacity 5,406
 Press Box Phone (814) 441-9145

MEDIA RELATIONS INFORMATION

Baseball Contact Paul Marboe
 Cell Phone (814) 206-6338
 Email prm5118@psu.edu
 Website GoPSUsports.com
 Twitter @PennStateBASE
 Instagram @PennStateBASE
 Facebook Page facebook.com/
 pennstatebaseball

Wood Returns To Lead Catchers

- Junior Matt Wood returns to the squad after receiving Second Team All-Big Ten honors last season.
- In D1baseball’s preseason rankings, Wood was tabbed as the top catcher in the Big Ten and the 16th-best catcher in the country.
- In 2021, Wood batted .295 with 15 extra-base hits and 21 RBI while collecting 11 multi-hit games and six multi-RBI games. He also threw out six base stealers.
- Wood’s top performances in 2021 included a 3-hit, 3-RBI day, with a solo homer, against Purdue (4/10/21).
- Fellow junior Josh Spiegel split time between catcher and designated hitter in 2021 and notched 15 extra-base hits and 22 RBI.
- Spiegel opened the 2021 campaign going 8-for-15 with three homers and six RBI against Northwestern. He blasted two homers in the first game and a 2-run homer in game four.
- He also had a walk-off RBI single against Maryland (3/21/21).
- Redshirt sophomore Tyson Cooper made three starts in 2021.

Harry Looks To Build On Freshman Success, Guide Infield

- Shortstop Jay Harry posted 10 doubles, a homer and 18 RBI as a freshman, registering seven multi-hit games.
- Harry went 3-for-4 with a double, a homer and six RBI in Penn State’s 27-4 win over Michigan State (5/1/21).
- Sophomore C.J. Pittaro transferred in from Vanderbilt, where he batted .333 and drove in three runs in five appearances.
- Pittaro drove in two runs in his collegiate debut vs. Western Kentucky (2/24/21).
- Fellow sophomore Kyle Hannon returns after starting in nine games last season.
- Hannon went 2-for-4 with an RBI double in his PSU debut vs. Northwestern (3/7/21).

Pitching Staff Features Balanced Mix Of Veterans And Youth

- Penn State will be challenged with replacing a 2021 rotation that featured three MLB draft selections in Conor Larkin (9th round, Toronto Blue Jays), Kyle Virbitsky (17th round, Oakland A’s) and Bailey Dees (18th round, New York Yankees).
- The Nittany Lions were one of only four Division I schools to have all three members of their starting rotation selected.
- Penn State has eight pitchers who have been drafted since 2016.
- The Nittany Lions’ opening weekend rotation features three newcomers and graduate student Mason Mellott.
- Mellott, graduating in August 2021 with a bachelor’s degree in Kinesiology, ranks fourth all-time at Penn State with 13 saves and seventh with 67 appearances.
- Mellott is scheduled to make his first career start against LIU.
- Sophomore Travis Luensmann is projected to pitch on Friday vs. Monmouth. Luensmann joined the Nittany Lions after transferring from South Carolina.
- The Altoona native ranked as the No. 2 pitcher in Pennsylvania in the 2020 class by Perfect Game.
- Junior Kellan Tulio is expected to start on Saturday vs. LIU. Tulio pitched the last two seasons at Louisville before transferring to Penn State.
- Tulio made eight career appearances for the Cardinals after being ranked as the top pitcher in Pennsylvania in the 2019 class.
- Freshman Tommy Molsky is expected to make his Penn State debut on Sunday vs. Northeastern after ranking as the No. 6 pitcher in PA in the 2021 class.
- Senior Tyler Shingledecker made 16 appearances for Penn State last season, striking out 38 batters in 27 innings, while senior Steven Miller recorded a 3.29 ERA in 12 appearances.
- Sophomore Jaden Henline had a 3.72 ERA in nine appearances (three starts) in 2021, while fellow sophomore Carson Kohls did not allow an earned run in four of five outings.
- Junior Jordan Morales joins the staff after transferring from LaSalle, where he made 21 appearances and seven starts.
- Hutch Gagnon (11 appearances), Ryan Partridge (five) and Blaise Sclafani (two) return to the staff after being contributors out of the bullpen.

Piacentino Powers Outfield

- Junior Johnny Piacentino put up impressive power numbers in 2021 with a team-high 15 doubles and eight homers. He drove in 32 RBI and scored 30 runs, both team bests.
- Piacentino ranked third in the Big Ten in doubles and was a major factor in Penn State leading the conference in doubles as a team with 93. PSU held 11th in the nation averaging 2.21 doubles per game.
- The New Jersey native tied a Penn State single-game record with three homers against Northwestern (3/7/21).
- He also matched a Penn State record with five hits against Michigan State (5/1/21) to go with five RBI and four runs.
- Piacentino is ranked among D1 baseball's Top 150 outfielders in their preseason rankings.
- Graduate student Cole Bartels looks to build off a strong summer, when he was named Futures League MVP after batting .389 with six homers.
- Bartels earned his bachelor's degree in advertising/public relations in May 2021.
- He made 26 starts between first base and the outfield last season, collecting 24 hits.
- Junior Tayven Kelley made 27 starts in the outfield in 2021, tallying 11 extra-base hits.
- Sophomore Billy Gerlott also had a strong summer season, batting .325 with 10 homers in the Prospect League.

THE OPPOSITION

Scouting Monmouth/LIU/Northeastern

- Monmouth is led by head coach Dean Eehalt in his 29th season.
- The Hawks went 24-13 in 2021, including 22-10 in MAAC play.
- Monmouth ranked fourth in the nation with a team 3.21 ERA last season.
- LIU is led by head coach Dan Pirillo in his sixth season.
- The Sharks were 20-15 in 2021, including an 18-11 mark in the NEC.
- LIU was second in the country in stolen bases per game (2.71) last season.
- Northeastern is led by Mike Glavine in his eighth season as head coach. Glavine is a three-time CAA Coach of the Year, including in 2021.
- Glavine guided the Huskies to a 36-12 record, including 20-3 in the CAA, in 2021 and an NCAA Regionals appearance.
- Northeastern ranked fifth in the country with a team 3.23 ERA in 2021.

Against The Hawks/Sharks/Huskies

- Penn State will meet Monmouth for the ninth time in program history and holds a 5-3 lead. The teams last met on February 16, 2020 with Penn State winning 14-2.
- The Nittany Lions face LIU for the fifth time between the schools. Penn State has a 4-0 advantage in the series, including a 20-4 victory in 2000.
- Penn State and Northeastern meet for the first time in program history.

BY THE NUMBERS (2021 stats)

	Penn State	MON/LIU/NE
Batting Average	.269	.270/.263/.295
Slugging Percentage	.419	.402/.362/.467
On-Base Percentage	.347	.355/.373/.390
Runs Scored	219	215/229/347
Hits	376	301/320/475
Doubles	93	57/56/85
Triples	7	11/5/15
Home Runs	34	23/18/54
Stolen Bases-Attempts	26-47	40-50/95-114/119-149
ERA	5.31	3.21/3.99/3.23
Strikeouts	367	306/296/427
Opponent Batting Average	.274	.237/.242/.224
Fielding Percentage	.965	.977/.967/.981
Errors	53	27/44/34

INSIDE THE SERIES

Overall vs. Monmouth:	Penn State Leads, 5-3
At Home:	0-0
At Monmouth:	0-0
Neutral Site:	5-3
Last Meeting:	W, 14-2; February 16, 2020
Overall vs. LIU:	Penn State Leads, 4-0
At Home:	1-0
At LIU:	0-0
Neutral Site:	3-0
Last Meeting:	W, 20-4; March 11, 2000
Overall vs. Northeastern:	0-0
At Home:	0-0
At Northeastern:	0-0
Neutral Site:	0-0
Last Meeting:	First Meeting

STARTING LINEUPS

OPPONENT	C	1B	2B	3B	SS	LF	CF	RF	DH	SP
vs. Monmouth (2/18)	-	-	-	-	-	-	-	-	-	-
vs. LIU (2/19, 1)	-	-	-	-	-	-	-	-	-	-
vs. LIU (2/19, 2)	-	-	-	-	-	-	-	-	-	-
vs. Northeastern (2/20)	-	-	-	-	-	-	-	-	-	-

BATTING ORDER

OPPONENT	1	2	3	4	5	6	7	8	9
vs. Monmouth (2/18)	-	-	-	-	-	-	-	-	-
vs. LIU (2/19, 1)	-	-	-	-	-	-	-	-	-
vs. LIU (2/19, 2)	-	-	-	-	-	-	-	-	-
vs. Northeastern (2/20)	-	-	-	-	-	-	-	-	-

NATIONAL POLLS

Baseball America (Preseason)

Rank	Team	Record	Prev.
1.	Texas	0-0	-
2.	Vanderbilt	0-0	-
3.	Mississippi State	0-0	-
4.	Notre Dame	0-0	-
5.	Virginia	0-0	-
6.	Florida	0-0	-
7.	Stanford	0-0	-
8.	Arkansas	0-0	-
9.	Ole Miss	0-0	-
10.	LSU	0-0	-
11.	Oregon State	0-0	-
12.	Florida State	0-0	-
13.	Arizona	0-0	-
14.	Georgia	0-0	-
15.	ECU	0-0	-
16.	NC State	0-0	-
17.	Tennessee	0-0	-
18.	UC Irvine	0-0	-
19.	Oklahoma State	0-0	-
20.	Nebraska	0-0	-
21.	Georgia Tech	0-0	-
22.	UCLA	0-0	-
23.	Texas Tech	0-0	-
24.	Old Dominion	0-0	-
25.	Miami	0-0	-

D1Baseball (Preseason)

Rank	Team	Record	Prev.
1.	Texas	0-0	-
2.	Arkansas	0-0	-
3.	Vanderbilt	0-0	-
4.	Mississippi State	0-0	-
5.	Ole Miss	0-0	-
6.	Stanford	0-0	-
7.	Oklahoma State	0-0	-
8.	LSU	0-0	-
9.	Florida	0-0	-
10.	NC State	0-0	-
11.	Florida State	0-0	-
12.	ECU	0-0	-
13.	Notre Dame	0-0	-
14.	Texas Tech	0-0	-
15.	Arizona	0-0	-
16.	Georgia	0-0	-
17.	TCU	0-0	-
18.	Oregon State	0-0	-
19.	Tennessee	0-0	-
20.	UC Irvine	0-0	-
21.	Georgia Tech	0-0	-
22.	Dallas Baptist	0-0	-
23.	Duke	0-0	-
24.	Long Beach State	0-0	-
25.	Miami	0-0	-

MULTI-HIT/RBI GAMES/STREAKS

Multiple Hit Games	2	3	4	5+	Total
2 Homer, Gavin	11	3	-	-	14
33 Williams, Justin	11	3	-	-	14
14 Wood, Matt	8	3	-	-	11
41 Spiegel, Josh	7	2	-	-	9
22 Piacentino, Johnny	4	4	-	1	9
1 Harry, Jay	4	3	-	-	7
9 Hendershot, Parker	4	2	-	-	6
3 Bartels, Cole	5	-	-	-	5
13 Kelley, Tayven	5	-	-	-	5
17 Robison, Curtis	2	2	-	-	4
30 Hannon, Kyle	1	-	-	-	1
23 Kremer, Kris	1	-	-	-	1
TEAM	63	22	0	1	86

Hitting Streaks	Longest	Current
22 Piacentino, Johnny	10	4
17 Robison, Curtis	9	1
14 Wood, Matt	9	1
13 Kelley, Tayven	8	-
1 Harry, Jay	8	4
9 Hendershot, Parker	7	1
2 Homer, Gavin	6	6
3 Bartels, Cole	6	6
33 Williams, Justin	6	3
41 Spiegel, Josh	5	-
23 Kremer, Kris	2	-
40 Kailher, Ben	1	1
4 Cooper, Tyson	1	-
30 Hannon, Kyle	1	-

Multiple RBI Games	2	3	4	5+	Total
22 Piacentino, Johnny	4	1	2	1	8
14 Wood, Matt	5	1	-	-	6
9 Hendershot, Parker	6	-	-	-	6
2 Homer, Gavin	5	-	-	-	5
41 Spiegel, Josh	4	1	-	-	5
3 Bartels, Cole	4	1	-	-	5
17 Robison, Curtis	2	2	-	1	5
33 Williams, Justin	4	-	1	-	5
13 Kelley, Tayven	3	-	-	-	3
1 Harry, Jay	1	1	-	1	3
23 Kremer, Kris	1	-	-	-	1
TEAM	39	7	3	3	52

Reached Base Streaks	Longest	Current
2 Homer, Gavin	22	9
33 Williams, Justin	18	3
14 Wood, Matt	16	16
13 Kelley, Tayven	14	1
22 Piacentino, Johnny	11	4
1 Harry, Jay	11	4
3 Bartels, Cole	9	6
17 Robison, Curtis	9	1
9 Hendershot, Parker	7	1
41 Spiegel, Josh	5	4
23 Kremer, Kris	4	-
4 Cooper, Tyson	2	-
8 Ertter, Carson	1	1
15 Franks, Brenden	1	1
30 Hannon, Kyle	1	-
40 Kailher, Ben	1	1

**BIG TEN STANDINGS
(Preseason)**

	Big Ten		Overall	
	W-L	Pct.	W-L	Pct.
Indiana	0-0	.000	0-0	.000
Illinois	0-0	.000	0-0	.000
Iowa	0-0	.000	0-0	.000
Maryland	0-0	.000	0-0	.000
Michigan	0-0	.000	0-0	.000
Michigan State	0-0	.000	0-0	.000
Minnesota	0-0	.000	0-0	.000
Nebraska	0-0	.000	0-0	.000
Northwestern	0-0	.000	0-0	.000
Ohio State	0-0	.000	0-0	.000
Penn State	0-0	.000	0-0	.000
Purdue	0-0	.000	0-0	.000
Rutgers	0-0	.000	0-0	.000



This Week Around the BIG

Friday, February 18

Penn State vs. Monmouth noon
Iowa vs. Air Force noon
Purdue vs. South Dakota State 3 p.m.
Northwestern at UAB 3 p.m.
Rutgers at Houston Baptist 3 p.m.
Indiana at Clemson 4 p.m.
Ohio State vs. Marshall 4 p.m.
Minnesota at Florida Atlantic 6:30 p.m.
Nebraska at Sam Houston State 7:30 p.m.
Maryland at Baylor 7:30 p.m.
Illinois vs. Kansas 8 p.m.
Michigan vs. Texas Tech 8 p.m.
Michigan State at UNLV 9 p.m.

Saturday, February 19

Iowa vs. Ball State 10 a.m.
Michigan vs. Kansas State noon
Penn State vs. LIU (DH) noon
Ohio State vs. Indiana State noon
Purdue vs. South Dakota State (DH) 1 p.m.
Rutgers at Houston Baptist 2 p.m.
Northwestern at UAB (DH) 2 p.m.
Indiana at Clemson 3 p.m.
Illinois vs. Kansas 3 p.m.
Nebraska at Sam Houston State (DH) 3 p.m.
Michigan State at UNLV (DH) 4 p.m.
Minnesota at Florida Atlantic 4 p.m.
Maryland at Baylor 4 p.m.

Sunday, February 20

Penn State vs. Northeastern 10 a.m.
Iowa vs. Bucknell 10 a.m.
Illinois vs. Kansas noon
Minnesota at Florida Atlantic noon
Indiana at Clemson 1 p.m.
Purdue at South Dakota State 1 p.m.
Northwestern at UAB 1 p.m.
Nebraska at Sam Houston State 2 p.m.
Maryland at Baylor 2 p.m.
Michigan State at UNLV 3 p.m.
Rutgers at Houston Baptist 3 p.m.
Ohio State vs. Indiana State 3:30 p.m.
Michigan vs. Oklahoma 7:30 p.m.

NITTANY LIONS IN PROS

2021 Level	Years at PSU	2021 Team	Organization
TRIPLE-A			
Jim Haley, 3B	2014-16	Durham	Tampa Bay Rays
DOUBLE-A			
Jack Anderson, P	2013-16	Arkansas	Seattle Mariners
Justin Hagenman, P	2016-18	Tulsa	Los Angeles Dodgers
Taylor Lehman, P	2015-18	Reading	Philadelphia Phillies
Eric Mock, P	2016-19	Akron	Cleveland Guardians
HIGH-A			
Dante Biasi, P	2017-18	Quad Cities	Kansas City Royals
Sal Biasi, P	2015-18	Winston-Salem	Chicago White Sox
Kyle Virbitsky, P	2018-21	Lansing	Oakland A's
LOW-A			
Justin Williams, 3B	2019-21	Fayetteville	Houston Astros
Rookie			
Bailey Dees, P	2018-21	Rookie	New York Yankees
Conor Larkin, P	2018-21	Rookie	Toronto Blue Jays

THE LAST TIME...

A Penn State Team

Won 10 or more consecutive gamesApril 14-30, 2000

Scored 10 or more runs in a game 13, at Illinois; May 23, 2021

Scored 20 or more runs in a game 27, Michigan State; May 1, 2021

Had a 10+ run inning 10 (1st), Michigan State; May 1, 2021

Did not strikeout.....vs. Niagara; March 18, 2016

Turned a triple play.....8th inning, Michigan State; May 16, 2014

Shut out an opponent.....Purdue (11-0); April 10, 2021

Shut out consecutive opponents.....vs. Monmouth (1-0); February 15, 2019/vs. Monmouth (7-0), February 16, 2019

Was shut out at home Rutgers (5-0); May 16, 2021

Was shut out on the road at Illinois (9-0); May 21, 2021

Was shut out in consecutive games..... at Delaware (5-0); March 18, 2017/Delaware (8-0); March 19, 2017

Swept a three-game series at homeMichigan State; April 30-May 2, 2021

Swept a three-game series on the road.....at Northwestern; April 15-17, 2016

Swept a three-game conference series at home.....Michigan State; April 30-May 2, 2021

Swept a three-game conference series on the road.....at Northwestern; April 15-17, 2016

Beat a ranked opponent #18 Michigan (3-2); March 26, 2021

Beat a Top-5 ranked opponent.....at #1 North Carolina (3-2); March 3, 2007

Won a three-plus game series against a ranked opponent.....#16 Michigan (four games); April 12-13, 2007

Played an extra-inning game.....Michigan (L, 6-8, 10); March 28, 2021

Played a 12+ inning gameIowa (W, 5-4, 12); May 20, 2016

Played a 15+ inning game Illinois (L, 4-2, 15); April 25, 2015

A Penn State Player

Hit two home runs in a game.....Curtis Robison (2), at Illinois; May 23, 2021

Hit three home runs in a game.....Johnny Piacentino (3), vs. Northwestern; March 7, 2021

Led off game with a home run.....Gavin Homer, at Rutgers; April 4, 2021

Hit a grand slam.....Justin Williams, Rutgers, May 17, 2021

Hit back-to-back homers.....Gavin Homer/Jordan Bowersox (7th), UCF; March 10, 2019

Hit a walk-off home run.....Curtis Robison, Wagner; February 23, 2020

Hit a pinch-hit home run.....Shea Sbranti, at Illinois; April 21, 2019

Hit an inside-the-park home run.....Kris Kremer, Pittsburgh; April 10, 2019

Had five or more RBI in a game.....Curtis Robison (5), at Illinois; May 23, 2021

Had seven or more RBI in a game.....Aaron Novak (8), at Charleston Southern; March 8, 2015

Had four hits in a game.....Johnny Piacentino (5), Michigan State; May 1, 2021

Had five hits in a game.....Johnny Piacentino (5), Michigan State; May 1, 2021

Had two hits in an inning.....Johnny Piacentino, Michigan State (1st); May 1, 2021

Stole three or more bases.....Greg Guers, Bucknell; April 19, 2016

Had a 10-game hit streak.....Johnny Piacentino (10); 2021

Had a 20-game hit streak.....Mike DeRenzo (23); 2002

Had 10 or more strikeouts.....Kyle Virbitsky (12), vs. Minnesota; May 29, 2021

Pitched a complete game.....Dante Biasi (7IP), Xavier; May 11, 2018

Pitched a nine-inning complete game.....Greg Welsh, Michigan State; May 17, 2013

Pitched a combined nine-inning shutout.....Kyle Virbitsky/Steven Miller, vs. Purdue; April 10, 2021

Pitched an individual nine-inning shutout.....Greg Welsh, Michigan State; May 17, 2013

Pitched a no-hitter.....Steven Hill, at Iowa; April 21, 2012

HITTING CAREER HIGHS



#3 COLE BARTELS

Career Bests

Hits	2	6x, last at Purdue	5/27/21
Runs	2	4x, last at Illinois	5/23/21
Doubles	1	6x, last vs. Rutgers	5/17/21
Triples	1	vs. Rutgers	5/17/21
Home Runs	1	at Illinois	5/23/21
RBI	3	at Illinois	5/23/21
Walks	2	3x, last vs. Minnesota	5/29/21
Stolen Bases	2	vs. Michigan State	5/2/21



#46 NOAH BURKE

Career Bests

Hits	n/a
Runs	n/a
Doubles	n/a
Triples	n/a
Home Runs	n/a
RBI	n/a
Walks	n/a
Stolen Bases	n/a



#19 DEREK CEASE

Career Bests

Hits	n/a
Runs	n/a
Doubles	n/a
Triples	n/a
Home Runs	n/a
RBI	n/a
Walks	n/a
Stolen Bases	n/a



#23 JAKE COOPER

Career Bests


Hits	n/a
Runs	n/a
Doubles	n/a
Triples	n/a
Home Runs	n/a
RBI	n/a
Walks	n/a
Stolen Bases	n/a



#4 TYSON COOPER

Career Bests

Hits	1	2x, last vs. Michigan State	5/2/21
Runs	1	2x, last vs. Michigan State	5/2/21
Doubles	1	vs. Michigan State	5/2/21
Triples	n/a		
Home Runs	n/a		
RBI	1	2x, last vs. Michigan State	5/2/21
Walks	3	vs. Michigan	3/27/21
Stolen Bases	1	at Rutgers	4/4/21



#5 CARSON ERTTER

Career Bests

Hits	n/a		
Runs	n/a		
Doubles	n/a		
Triples	n/a		
Home Runs	n/a		
RBI	1	vs. Michigan State	5/1/21
Walks	1	vs. Michigan State	5/1/21
Stolen Bases	n/a		

HITTING CAREER HIGHS



#15 BRENDEN FRANKS

Career Bests

Hits	1	2x, last vs. Princeton	2/29/20
Runs	1	2x, last vs. Michigan State	5/1/21
Doubles	n/a		
Triples	n/a		
Home Runs	n/a		
RBI	n/a		
Walks	n/a		
Stolen Bases	n/a		



#35 BILLY GERLOTT

Career Bests

Hits	n/a
Runs	n/a
Doubles	n/a
Triples	n/a
Home Runs	n/a
RBI	n/a
Walks	n/a
Stolen Bases	n/a



#2 KYLE HANNON

Career Bests

Hits	2	vs. Northwestern	3/7/21
Runs	2	vs. Northwestern	3/7/21
Doubles	1	vs. Northwestern	3/7/21
Triples	1	vs. Purdue	4/10/21
Home Runs	n/a		
RBI	1	vs. Northwestern	3/7/21
Walks	1	2x, last at Indiana	3/14/21
Stolen Bases	n/a		



#1 JAY HARRY

Career Bests

Hits	3	vs. Michigan State	5/1/21
Runs	3	vs. Michigan state	5/1/21
Doubles	2	vs. Northwestern	3/7/21
Triples	n/a		
Home Runs	1	vs. Michigan State	5/1/21
RBI	6	vs. Michigan State	5/1/21
Walks	1	12x, last at Illinois at Rutgers	5/23/21
Stolen Bases	1		4/3/21



#40 BEN KAILHER

Career Bests

Hits	2	vs. Princeton	2/28/20
Runs	1	7x, last at Illinois	5/23/21
Doubles	1	vs. Princeton	2/28/20
Triples	1	vs. Fairleigh Dickinson	3/8/20
Home Runs	n/a		
RBI	2	vs. Princeton	2/28/20
Walks	1	2x, last vs. Fairleigh Dickinson	3/8/20
Stolen Bases	1	3x, last vs. Michigan State	4/30/21



#13 TAYVEN KELLEY

Career Bests

Hits	2	5x, last vs. Rutgers	5/14/21
Runs	1	2x, last at Ohio State	4/23/21
Doubles	1	10x, last at Iowa	5/8/21
Triples	1	2x, last at Ohio State	4/23/21
Home Runs	1	at Ohio State	4/25/21
RBI	2	3x, last at Ohio State	4/25/21
Walks	2	vs. Michigan State	4/30/21
Stolen Bases	n/a		

HITTING CAREER HIGHS



#34 RICHIE PALTRIDGE

Career Bests

Hits n/a
 Runs n/a
 Doubles n/a
 Triples n/a
 Home Runs n/a
 RBI n/a
 Walks n/a
 Stolen Bases n/a



#22 JOHNNY PIACENTINO

Career Bests

Hits	5	vs. Michigan State	5/1/21
Runs	4	2x, last vs. Michigan State	5/1/21
Doubles	3	vs. Michigan State	5/1/21
Triples	n/a		
Home Runs	3	vs. Northwestern	3/7/21
RBI	5	2x, last vs. Michigan State	5/1/21
Walks	2	5x, last vs. Minnesota	5/29/21
Stolen Bases	2	vs. Princeton	2/29/20



#7 C.J. PITTARO

Career Bests

Hits	1*	vs. Western Kentucky	2/24/21
Runs	n/a		
Doubles	n/a		
Triples	n/a		
Home Runs	n/a		
RBI	2*	vs. Western Kentucky	2/24/21
Walks	n/a		
Stolen Bases	n/a		

*At Vanderbilt (2021)



#41 JOSH SPIEGEL

Career Bests

Hits	3	vs. Maryland	3/21/21
Runs	2	3x, last vs. Maryland	3/20/21
Doubles	1	10x, last vs. Purdue	5/27/21
Triples	1	vs. Rutgers	5/15/21
Home Runs	2	vs. Northwestern	3/5/21
RBI	3	vs. Northwestern	3/7/21
Walks	3	vs. Minnesota	5/29/21
Stolen Bases	1	at Illinois	5/23/21



#30 ANTHONY STEELE

Career Bests

Hits n/a
 Runs n/a
 Doubles n/a
 Triples n/a
 Home Runs n/a
 RBI n/a
 Walks n/a
 Stolen Bases n/a




#9 CONNOR THRONEBERRY

Career Bests

Hits n/a
 Runs n/a
 Doubles n/a
 Triples n/a
 Home Runs n/a
 RBI n/a
 Walks n/a
 Stolen Bases n/a

HITTING CAREER HIGHS/PITCHING CAREER BESTS



#14 MATT WOOD

Career Bests

Hits	3	5x, last at Ohio State	4/25/21
Runs	3	2x, last at Ohio State	4/25/21
Doubles	2	vs. Nebraska	4/16/21
Triples	1	vs. Purdue	4/11/21
Home Runs	1	4x, last at Ohio State	4/23/21
RBI	3	at Purdue	4/10/21
Walks	2	4x, last at Ohio State	4/23/21
Stolen Bases	1	2x, last vs. Rutgers	5/17/21



#8 PATRICK DEMARCO

Career Bests

IP	n/a
Longest Start	n/a
Longest Relief	n/a
Hits	n/a
Runs	n/a
Earned Runs	n/a
Walks	n/a
Strikeouts	n/a



#49 BEN DEMELL

Career Bests

IP	n/a
Longest Start	n/a
Longest Relief	n/a
Hits	n/a
Runs	n/a
Earned Runs	n/a
Walks	n/a
Strikeouts	n/a



#44 DEVIN FLETCHER

Career Bests

IP	n/a
Longest Start	n/a
Longest Relief	n/a
Hits	n/a
Runs	n/a
Earned Runs	n/a
Walks	n/a
Strikeouts	n/a



#10 TANNER FOLDS

Career Bests

IP	n/a
Longest Start	n/a
Longest Relief	n/a
Hits	n/a
Runs	n/a
Earned Runs	n/a
Walks	n/a
Strikeouts	n/a



#28 HUTCH GAGNON

Career Bests

IP	5.0	vs. Princeton	2/29/20
Longest Start	5.0	vs. Princeton	2/29/20
Longest Relief	3.0	2x, last vs. Wagner	2/23/20
Hits	0	8x, last at Purdue	5/27/21
Runs	0	17x, last at Iowa	5/7/21
Earned Runs	0	18x, last vs. Rutgers	5/16/21
Walks	0	16x, last at Illinois	5/22/21
Strikeouts	6	vs. Princeton	2/29/20

PITCHING CAREER BESTS



#17 SENECA GREGORY

Career Bests


IP	n/a
Longest Start	n/a
Longest Relief	n/a
Hits	n/a
Runs	n/a
Earned Runs	n/a
Walks	n/a
Strikeouts	n/a



#24 JADEN HENLINE

Career Bests

IP	4.1	at Indiana	3/14/21
Longest Start	4.1	at Indiana	3/14/21
Longest Relief	2.0	at Rutgers	4/3/21
Hits	0	3x, last at Illinois	5/21/21
Runs	0	4x, last at Purdue	5/27/21
Earned Runs	0	4x, last at Purdue	5/27/21
Walks	0	5x, last at Purdue	5/27/21
Strikeouts	6	vs. Northwestern	3/6/21



#29 CARSON KOHLS

Career Bests

IP	2.1	at Indiana	3/13/21
Longest Start	n/a		
Longest Relief	2.1	at Indiana	3/13/21
Hits	0	2x, last at Ohio State	4/24/21
Runs	0	3x, last at Ohio State	4/24/21
Earned Runs	0	4x, last at Ohio State	4/24/21
Walks	0	3x, last at Illinois	5/21/21
Strikeouts	2	at Illinois	5/21/21



#33 TRAVIS LUENSMANN

Career Bests

IP	1.0*	vs. Dayton	2/21/21
Longest Start	n/a		
Longest Relief	1.0*	vs. Dayton	2/21/21
Hits	0*	2x, last at Winthrop	3/2/21
Runs	0*	2x, last at Winthrop	3/2/21
Earned Runs	0*	2x, last at Winthrop	3/2/21
Walks	0*	3x, last vs. Davidson	3/17/21
Strikeouts	1*	2x, last at Winthrop	3/2/21

*At South Carolina (2021)



#18 MASON MELLOTT

Career Bests

IP	4.2	2x, last vs. Duke	3/2/19
Longest Start	n/a		
Longest Relief	4.2	2x, last vs. Duke	3/2/19
Hits	0	10x, last at Illinois	5/23/21
Runs	0	26x, last at Illinois	5/23/21
Earned Runs	0	37x, last at Illinois	5/23/21
Walks	0	31x, last at Illinois	5/23/21
Strikeouts	5	6x, last at Ohio State	4/25/21



#21 STEVEN MILLER

Career Bests

IP	2.2	2x, last at Illinois	5/22/21
Longest Start	n/a		
Longest Relief	2.2	2x, last at Illinois	5/22/21
Hits	0	6x, last at Illinois	5/22/21
Runs	0	12x, last vs. Minnesota	5/29/21
Earned Runs	0	14x, last vs. Minnesota	5/29/21
Walks	0	9x, last vs. Minnesota	5/29/21
Strikeouts	5	at Illinois	5/22/21

PITCHING CAREER BESTS



#27 TOMMY MOLSKY

Career Bests

IP	n/a
Longest Start	n/a
Longest Relief	n/a
Hits	n/a
Runs	n/a
Earned Runs	n/a
Walks	n/a
Strikeouts	n/a



#37 JORDAN MORALES

Career Bests

IP	7.0*	vs. St. Bonaventure	4/24/21
Longest Start	7.0*	vs. St. Bonaventure	4/24/21
Longest Relief	3.0*	2x, last at Penn	4/3/21
Hits	0*	3x, last at George Mason	3/20/21
Runs	0*	10x, last at Penn	4/3/21
Earned Runs	0*	11x, last at Penn	4/3/21
Walks	0*	9x, last at Fordham	5/15/21
Strikeouts	9*	vs. Saint Joseph's	5/8/21


*At Vanderbilt (2021)



#6 JOE NASTASI

Career Bests

IP	n/a
Longest Start	n/a
Longest Relief	n/a
Hits	n/a
Runs	n/a
Earned Runs	n/a
Walks	n/a
Strikeouts	n/a



#31 RYAN PARTRIDGE

Career Bests

IP	1.0	3x, last vs. Michigan State	5/1/21
Longest Start	n/a		
Longest Relief	1.0	3x, last vs. Michigan State	5/1/21
Hits	0	3x, last vs. Michigan State	5/1/21
Runs	0	6x, last at Illinois	5/21/21
Earned Runs	0	7x, last at Illinois	5/21/21
Walks	0	4x, last vs. Rutgers	5/15/21
Strikeouts	2	vs. Princeton	2/28/20



#25 CHASE RENNER

Career Bests

IP	n/a
Longest Start	n/a
Longest Relief	n/a
Hits	n/a
Runs	n/a
Earned Runs	n/a
Walks	n/a
Strikeouts	n/a



#11 CHAD ROGERS

Career Bests

IP	3.0	vs. Northwestern	3/7/21
Longest Start	n/a		
Longest Relief	3.0	vs. Northwestern	3/7/21
Hits	0	at Ohio State	4/24/21
Runs	1	2x, last at Ohio State	4/24/21
Earned Runs	1	2x, last at Ohio State	4/24/21
Walks	1	vs. Northwestern	3/7/21
Strikeouts	1	at Ohio State	4/24/21

PITCHING CAREER BESTS



#20 BLAISE SCLAFANI

Career Bests

IP	3.0*	vs. Northeastern	4/30/19
Longest Start	n/a		
Longest Relief	3.0*	vs. Northeastern	4/30/19
Hits	0	6x, last vs. Maryland	3/20/21
Runs	0*	8x, last at Delaware	3/1/20
Earned Runs	0*	9x, last at Delaware	3/1/20
Walks	0*	6x, last at LSU	3/7/20
Strikeouts	3*	3x, last vs. Canisius	2/15/20

*At Louisville (2020-21)



#36 TYLER SHINGLEDECKER

Career Bests

IP	4.1	2x, last vs. Youngstown State	4/9/19
Longest Start	4.1	vs. Youngstown State	4/9/19
Longest Relief	4.1	vs. Binghamton	3/26/19
Hits	0	17x, last vs. Rutgers	5/15/21
Runs	0	17x, last vs. Rutgers	5/15/21
Earned Runs	0	21x, last vs. Rutgers	5/15/21
Walks	0	10x, last at Iowa	5/8/21
Strikeouts	9	vs. Northwestern	3/5/21



#12 KELLAN TULIO

Career Bests

IP	1.1*	at Cincinnati	3/30/21
Longest Start	n/a		
Longest Relief	1.1*	at Cincinnati	3/30/21
Hits	0*	4x, last at Cincinnati	3/30/21
Runs	0*	5x, last at Cincinnati	3/30/21
Earned Runs	0*	5x, last at Cincinnati	3/30/21
Walks	0*	3x, last vs. Wake Forest	4/3/21
Strikeouts	1*	3x, last vs. Western Kentucky	3/23/21

*At Louisville (2020-21)

CAREER STATS

#3 COLE BARTELS IF/OF R/R GR. 6-3/195 BELMONT, MASS.

Year	Avg	GP-GS	AB	R	H	2B	3B	HR	RBI	TB	SLG%	BB	HBP	SO	GDP	OB%	SF	SH	SB-ATT	PO	A	E	FLD%
2018	.000	0-0	0	0	0	0	0	0	0	0	.000	0	0	0	0	.000	0	0	0-0	0	1	0	1.000
2019	.000	0-0	0	0	0	0	0	0	0	0	.000	0	0	0	0	.000	0	0	0-0	1	1	1	.667
2020	.273	8-7	22	8	6	2	0	0	3	8	.364	7	1	4	0	.452	1	0	1-1	53	1	0	1.000
2021	.245	35-26	98	13	24	4	1	1	13	33	.337	13	1	21	4	.333	2	1	3-3	141	11	2	.987
2022	-	-	-	-	-	-	-	-	-	-	-	-	-	-	-	-	-	-	-	-	-	-	-
TOTAL	.250	43-33	120	21	30	6	1	1	16	41	.342	20	2	25	4	.359	3	1	4-4	195	14	3	.986

#46 NOAH BURKE OF L/R FR. 6-0/192 PITTSBURGH, PA.

Year	Avg	GP-GS	AB	R	H	2B	3B	HR	RBI	TB	SLG%	BB	HBP	SO	GDP	OB%	SF	SH	SB-ATT	PO	A	E	FLD%
2022	-	-	-	-	-	-	-	-	-	-	-	-	-	-	-	-	-	-	-	-	-	-	-
TOTAL	-	-	-	-	-	-	-	-	-	-	-	-	-	-	-	-	-	-	-	-	-	-	-

#19 DEREK CEASE IF/P R/R FR. 5-8/150 PLYMOUTH, PA.

Year	Avg	GP-GS	AB	R	H	2B	3B	HR	RBI	TB	SLG%	BB	HBP	SO	GDP	OB%	SF	SH	SB-ATT	PO	A	E	FLD%
2022	-	-	-	-	-	-	-	-	-	-	-	-	-	-	-	-	-	-	-	-	-	-	-
TOTAL	-	-	-	-	-	-	-	-	-	-	-	-	-	-	-	-	-	-	-	-	-	-	-

Year	ERA	W-L	APP	GS	CG	SHO	SV	IP	H	R	ER	BB	SO	2B	3B	HR	BF	BAA	WP	HBP	BK	SFA	SHA
2022	-	-	-	-	-	-	-	-	-	-	-	-	-	-	-	-	-	-	-	-	-	-	-
TOTAL	-	-	-	-	-	-	-	-	-	-	-	-	-	-	-	-	-	-	-	-	-	-	-

#23 JAKE COOPER IF R/R FR. 5-9/195 STATE COLLEGE, PA.

Year	Avg	GP-GS	AB	R	H	2B	3B	HR	RBI	TB	SLG%	BB	HBP	SO	GDP	OB%	SF	SH	SB-ATT	PO	A	E	FLD%
2022	-	-	-	-	-	-	-	-	-	-	-	-	-	-	-	-	-	-	-	-	-	-	-
TOTAL	-	-	-	-	-	-	-	-	-	-	-	-	-	-	-	-	-	-	-	-	-	-	-

#8 PATRICK DEMARCO RHP R/R FR. 6-1/200 LOS ANGELES, CALIF.

Year	ERA	W-L	APP	GS	CG	SHO	SV	IP	H	R	ER	BB	SO	2B	3B	HR	BF	BAA	WP	HBP	BK	SFA	SHA
2022	-	-	-	-	-	-	-	-	-	-	-	-	-	-	-	-	-	-	-	-	-	-	-
TOTAL	-	-	-	-	-	-	-	-	-	-	-	-	-	-	-	-	-	-	-	-	-	-	-

#49 BEN DEMELL IF/P L/R FR. 6-5/205 CONCORD, OHIO

Year	Avg	GP-GS	AB	R	H	2B	3B	HR	RBI	TB	SLG%	BB	HBP	SO	GDP	OB%	SF	SH	SB-ATT	PO	A	E	FLD%
2022	-	-	-	-	-	-	-	-	-	-	-	-	-	-	-	-	-	-	-	-	-	-	-
TOTAL	-	-	-	-	-	-	-	-	-	-	-	-	-	-	-	-	-	-	-	-	-	-	-

Year	ERA	W-L	APP	GS	CG	SHO	SV	IP	H	R	ER	BB	SO	2B	3B	HR	BF	BAA	WP	HBP	BK	SFA	SHA
2022	-	-	-	-	-	-	-	-	-	-	-	-	-	-	-	-	-	-	-	-	-	-	-
TOTAL	-	-	-	-	-	-	-	-	-	-	-	-	-	-	-	-	-	-	-	-	-	-	-

#5 CARSON ERTER OF L/L JR. 5-10/175 EBENSBURG, PA.

Year	Avg	GP-GS	AB	R	H	2B	3B	HR	RBI	TB	SLG%	BB	HBP	SO	GDP	OB%	SF	SH	SB-ATT	PO	A	E	FLD%
2020	.000	3-0	2	0	0	0	0	0	0	0	.000	0	1	0	0	.333	0	0	0-0	1	0	0	1.000
2021	.000	1-0	1	0	0	0	0	0	1	0	.000	1	0	0	0	.500	0	0	0-0	0	0	0	.000
2022	-	-	-	-	-	-	-	-	-	-	-	-	-	-	-	-	-	-	-	-	-	-	-
TOTAL	.000	4-0	3	0	0	0	0	0	1	0	.000	1	1	0	0	.400	0	0	0-0	1	0	0	1.000

CAREER STATS

#44 DEVIN FLETCHER RHP R/R FR. 6-8/215 BETHLEHEM, PA.

Year	ERA	W-L	APP	GS	CG	SHO	SV	IP	H	R	ER	BB	SO	2B	3B	HR	BF	BAA	WP	HBP	BK	SFA	SHA
2022	-	-	-	-	-	-	-	-	-	-	-	-	-	-	-	-	-	-	-	-	-	-	-
TOTAL	-	-	-	-	-	-	-	-	-	-	-	-	-	-	-	-	-	-	-	-	-	-	-

#10 TANNER FOLDS LHP R/L FR. 6-1/195 CALHOUN, GA.

Year	ERA	W-L	App	GS	CG	SHO	SV	IP	H	R	ER	BB	SO	2B	3B	HR	BF	B/Avg	WP	HBP	BK	SFA	SHA
2022	-	-	-	-	-	-	-	-	-	-	-	-	-	-	-	-	-	-	-	-	-	-	-
TOTAL	-	-	-	-	-	-	-	-	-	-	-	-	-	-	-	-	-	-	-	-	-	-	-

#15 BRENDEN FRANKS IF/P R/R JR. 6-3/205 STATE COLLEGE, PA.

Year	Avg	GP-GS	AB	R	H	2B	3B	HR	RBI	TB	SLG%	BB	HBP	SO	GDP	OB%	SF	SH	SB-ATT	PO	A	E	FLD%
2020	.667	4-0	3	1	2	0	0	0	0	2	.667	0	0	1	0	.667	0	0	0-0	2	0	0	1.000
2021	.000	4-0	3	1	0	0	0	0	0	0	.000	0	1	2	0	.250	0	0	0-0	4	0	0	1.000
2022	-	-	-	-	-	-	-	-	-	-	-	-	-	-	-	-	-	-	-	-	-	-	-
TOTAL	.333	8-0	6	2	2	0	0	0	0	2	.333	0	1	3	0	.429	0	0	0-0	6	0	0	1.000
Year	Avg	GP-GS	AB	R	H	2B	3B	HR	RBI	TB	SLG%	BB	HBP	SO	GDP	OB%	SF	SH	SB-ATT	PO	A	E	FLD%
2020	-	-	-	-	-	-	-	-	-	-	-	-	-	-	-	-	-	-	-	-	-	-	-
2021	-	-	-	-	-	-	-	-	-	-	-	-	-	-	-	-	-	-	-	-	-	-	-
2022	-	-	-	-	-	-	-	-	-	-	-	-	-	-	-	-	-	-	-	-	-	-	-
TOTAL	-	-	-	-	-	-	-	-	-	-	-	-	-	-	-	-	-	-	-	-	-	-	-

#28 HUTCH GAGNON LHP L/L SR. 6-3/220 DOWNINGTOWN, PA.

Year	ERA	W-L	App	GS	CG	SHO	SV	IP	H	R	ER	BB	SO	2B	3B	HR	BF	B/Avg	WP	HBP	BK	SFA	SHA
2019	5.59	0-1	18	0	0	0/0	0	19.1	21	12	12	11	21	4	1	2	93	.273	3	3	0	0	2
2020	3.21	1-0	4	2	0	0/0	0	14.0	15	5	5	6	17	4	1	0	62	.268	0	0	0	0	0
2021	6.75	0-1	11	0	0	0/0	0	12.0	18	10	9	4	13	3	1	1	64	.327	2	3	0	1	1
2022	-	-	-	-	-	-	-	-	-	-	-	-	-	-	-	-	-	-	-	-	-	-	-
TOTAL	5.16	1-2	33	2	0	0/0	0	45.1	54	27	26	21	51	11	3	3	219	.287	5	6	0	1	3

#35 BILLY GERLOTT OF/IF R/R SO. 6-1/195 AUBURN, PA.

Year	Avg	GP-GS	AB	R	H	2B	3B	HR	RBI	TB	SLG%	BB	HBP	SO	GDP	OB%	SF	SH	SB-ATT	PO	A	E	FLD%
2021	-	-	-	-	-	-	-	-	-	-	-	-	-	-	-	-	-	-	-	-	-	-	-
2022	-	-	-	-	-	-	-	-	-	-	-	-	-	-	-	-	-	-	-	-	-	-	-
TOTAL	-	-	-	-	-	-	-	-	-	-	-	-	-	-	-	-	-	-	-	-	-	-	-

#17 SENECA GREGORY RHP R/R FR. 6-4/225 STAFFORD, VA.

Year	ERA	W-L	APP	GS	CG	SHO	SV	IP	H	R	ER	BB	SO	2B	3B	HR	BF	BAA	WP	HBP	BK	SFA	SHA
2022	-	-	-	-	-	-	-	-	-	-	-	-	-	-	-	-	-	-	-	-	-	-	-
TOTAL	-	-	-	-	-	-	-	-	-	-	-	-	-	-	-	-	-	-	-	-	-	-	-

#2 KYLE HANNON IF/OF L/R SO. 5-10/194 HARRISBURG, PA.

Year	Avg	GP-GS	AB	R	H	2B	3B	HR	RBI	TB	SLG%	BB	HBP	SO	GDP	OB%	SF	SH	SB-ATT	PO	A	E	FLD%
2021	.133	12-9	30	3	4	1	1	0	1	7	.233	2	0	12	0	.188	0	1	0-0	15	0	0	1.000
2022	-	-	-	-	-	-	-	-	-	-	-	-	-	-	-	-	-	-	-	-	-	-	-
TOTAL	.133	12-9	30	3	4	1	1	0	1	7	.233	2	0	12	0	.188	0	1	0-0	15	0	0	1.000

#1 JAY HARRY IF L/R SO. 6-0/195 METUCHEN, N.J.

Year	Avg	GP-GS	AB	R	H	2B	3B	HR	RBI	TB	SLG%	BB	HBP	SO	GDP	OB%	SF	SH	SB-ATT	PO	A	E	FLD%
2021	.268	42-42	142	22	38	10	0	1	18	51	.359	12	4	25	2	.335	3	0	1-1	58	101	11	.935
2022	-	-	-	-	-	-	-	-	-	-	-	-	-	-	-	-	-	-	-	-	-	-	-
TOTAL	.268	42-42	142	22	38	10	0	1	18	51	.359	12	4	25	2	.335	3	0	1-1	58	101	11	.935

CAREER STATS

#24 JADEN HENLINE RHP L/R SO. 6-2/195 NEW CUMBERLAND, PA.

Year	ERA	W-L	App	GS	CG	SHO	SV	IP	H	R	ER	BB	SO	2B	3B	HR	BF	B/Avg	WP	HBP	BK	SFA	SHA
2021	3.72	0-1	9	3	0	0/0	0	19.1	17	8	8	8	22	2	0	2	86	.230	1	3	0	0	1
2022	-	-	-	-	-	-	-	-	-	-	-	-	-	-	-	-	-	-	-	-	-	-	-
TOTAL	3.72	0-1	9	3	0	0/0	0	19.1	17	8	8	8	22	2	0	2	86	.230	1	3	0	0	1

#40 BEN KAILHER IF R/R JR. 5-8/160 RUMFORD, R.I.

Year	Avg	GP-GS	AB	R	H	2B	3B	HR	RBI	TB	SLG%	BB	HBP	SO	GDP	OB%	SF	SH	SB-ATT	PO	A	E	FLD%
2020	.222	9-6	18	4	4	1	2	0	4	9	.500	2	2	6	2	.333	2	0	2-2	3	9	2	.857
2021	.143	11-0	7	3	1	0	0	0	0	1	.143	0	0	2	0	.143	0	0	1-1	0	2	0	1.000
2022	-	-	-	-	-	-	-	-	-	-	-	-	-	-	-	-	-	-	-	-	-	-	-
TOTAL	.200	20-6	25	7	5	1	2	0	4	10	.400	2	2	8	2	.290	2	0	3-3	3	11	2	.875

#13 TAYVEN KELLEY OF R/R JR. 6-3/200 BOILING SPRINGS, PA.

Year	Avg	GP-GS	AB	R	H	2B	3B	HR	RBI	TB	SLG%	BB	HBP	SO	GDP	OB%	SF	SH	SB-ATT	PO	A	E	FLD%
2020	.188	9-4	16	4	3	2	0	0	1	5	.313	3	1	8	0	.350	0	0	0-0	10	0	0	1.000
2021	.238	28-27	101	8	24	8	2	1	9	39	.386	10	1	37	2	.313	0	3	0-2	53	1	4	.931
2022	-	-	-	-	-	-	-	-	-	-	-	-	-	-	-	-	-	-	-	-	-	-	-
TOTAL	.231	37-31	117	12	27	10	2	1	10	44	.376	13	2	45	2	.318	0	3	0-2	63	1	4	.941

#29 CARSON KOHLS RHP R/R SO. 6-0/195 SACRAMENTO, CALIF.

Year	ERA	W-L	App	GS	CG	SHO	SV	IP	H	R	ER	BB	SO	2B	3B	HR	BF	B/Avg	WP	HBP	BK	SFA	SHA
2021	3.18	0-0	5	0	0	0/0	0	5.2	7	3	2	2	4	1	1	1	27	.304	1	2	0	0	0
2022	-	-	-	-	-	-	-	-	-	-	-	-	-	-	-	-	-	-	-	-	-	-	-
TOTAL	3.18	0-0	5	0	0	0/0	0	5.2	7	3	2	2	4	1	1	1	27	.304	1	2	0	0	0

#33 TRAVIS LUENSMANN RHP R/R SO. 6-6/234 ALTOONA, PA.

Year	ERA	W-L	App	GS	CG	SHO	SV	IP	H	R	ER	BB	SO	2B	3B	HR	BF	B/Avg	WP	HBP	BK	SFA	SHA
2021*	15.43	0-1	4	0	0	0/0	0	2.1	4	6	4	1	2	2	0	0	12	.333	0	0	1	0	0
2022	-	-	-	-	-	-	-	-	-	-	-	-	-	-	-	-	-	-	-	-	-	-	-
TOTAL	15.43	0-1	4	0	0	0/0	0	2.1	4	6	4	1	2	2	0	0	12	.333	0	0	1	0	0

*At South Carolina

#18 MASON MELLOTT RHP R/R GR. 6-0/205 STATE COLLEGE, PA.

Year	ERA	W-L	APP	GS	CG	SHO	SV	IP	H	R	ER	BB	SO	2B	3B	HR	BF	BAA	WP	HBP	BK	SFA	SHA
2018	3.18	0-1	24	0	0	0/0	4	34.0	38	16	12	14	28	4	1	0	155	.295	4	5	2	3	4
2019	2.43	6-3	21	0	0	0/2	5	63.0	59	25	17	14	52	10	2	1	270	.244	3	6	0	1	6
2020	2.25	2-1	5	0	0	0/0	0	8.0	8	3	2	1	6	1	1	0	35	.258	0	0	0	0	3
2021	4.60	2-2	17	0	0	0/0	4	31.1	32	20	16	18	33	2	1	1	149	.264	4	8	1	0	2
2022	-	-	-	-	-	-	-	-	-	-	-	-	-	-	-	-	-	-	-	-	-	-	-
TOTAL	3.10	10-7	67	0	0	0/2	13	136.1	137	64	47	47	119	17	5	2	509	.262	11	19	3	4	15

#21 STEVEN MILLER RHP R/R SR. 6-1/190 PITTSBURGH, PA.

Year	ERA	W-L	App	GS	CG	SHO	SV	IP	H	R	ER	BB	SO	2B	3B	HR	BF	B/Avg	WP	HBP	BK	SFA	SHA
2019	3.86	0-0	3	0	0	0/0	0	2.1	4	1	1	1	1	3	0	0	12	.364	1	0	0	0	0
2020	2.70	0-0	3	0	0	0/1	0	3.1	2	1	1	1	6	1	0	0	13	.167	0	0	0	0	0
2021	3.29	0-1	12	0	0	0/2	2	13.2	12	8	5	7	17	2	0	0	58	.245	2	2	0	0	0
2022	-	-	-	-	-	-	-	-	-	-	-	-	-	-	-	-	-	-	-	-	-	-	-
TOTAL	3.26	0-1	18	0	0	0/3	2	19.1	18	10	7	9	24	6	0	0	83	.250	3	2	0	0	0

CAREER STATS

#27 TOMMY MOLSKY RHP R/R FR. 6-1/160 DILLSBURG, PA.

Year	ERA	W-L	APP	GS	CG	SHO	SV	IP	H	R	ER	BB	SO	2B	3B	HR	BF	BAA	WP	HBP	BK	SFA	SHA
2022	-	-	-	-	-	-	-	-	-	-	-	-	-	-	-	-	-	-	-	-	-	-	-
TOTAL	-	-	-	-	-	-	-	-	-	-	-	-	-	-	-	-	-	-	-	-	-	-	-

#37 JORDAN MORALES LHP R/L JR. 5-9/175 SOUDERTON, PA.

Year	ERA	W-L	App	GS	CG	SHO	SV	IP	H	R	ER	BB	SO	2B	3B	HR	BF	B/Avg	WP	HBP	BK	SFA	SHA
2020*	2.16	0-2	5	0	0	0/1	2	8.1	5	4	2	3	14	1	0	1	37	.167	3	1	1	1	2
2021*	6.11	2-6	16	7	1	0/0	2	45.2	60	35	31	23	49	10	2	4	226	.313	2	8	2	3	0
2022	-	-	-	-	-	-	-	-	-	-	-	-	-	-	-	-	-	-	-	-	-	-	-
TOTAL	5.50	2-8	21	7	1	0/1	4	54.0	65	39	33	26	63	11	2	5	263	.293	5	9	3	4	2

*At LaSalle

#6 JOE NASTASI RHP R/R SO. 6-0/217 STATE COLLEGE, PA.

Year	ERA	W-L	App	GS	CG	SHO	SV	IP	H	R	ER	BB	SO	2B	3B	HR	BF	B/Avg	WP	HBP	BK	SFA	SHA
2021	-	-	-	-	-	-	-	-	-	-	-	-	-	-	-	-	-	-	-	-	-	-	-
2022	-	-	-	-	-	-	-	-	-	-	-	-	-	-	-	-	-	-	-	-	-	-	-
TOTAL	-	-	-	-	-	-	-	-	-	-	-	-	-	-	-	-	-	-	-	-	-	-	-

#34 RICHIE PALTRIDGE LHP/1B/OF L/L SO. 6-3/194 MONTGOMERY, N.Y.

Year	Avg	GP-GS	AB	R	H	2B	3B	HR	RBI	TB	SLG%	BB	HBP	SO	GDP	OB%	SF	SH	SB-ATT	PO	A	E	FLD%
2021	-	-	-	-	-	-	-	-	-	-	-	-	-	-	-	-	-	-	-	-	-	-	-
2022	-	-	-	-	-	-	-	-	-	-	-	-	-	-	-	-	-	-	-	-	-	-	-
TOTAL	-	-	-	-	-	-	-	-	-	-	-	-	-	-	-	-	-	-	-	-	-	-	-

Year	ERA	W-L	APP	GS	CG	SHO	SV	IP	H	R	ER	BB	SO	2B	3B	HR	BF	BAA	WP	HBP	BK	SFA	SHA
2021	-	-	-	-	-	-	-	-	-	-	-	-	-	-	-	-	-	-	-	-	-	-	-
2022	-	-	-	-	-	-	-	-	-	-	-	-	-	-	-	-	-	-	-	-	-	-	-
TOTAL	-	-	-	-	-	-	-	-	-	-	-	-	-	-	-	-	-	-	-	-	-	-	-

#31 RYAN PARTRIDGE LHP R/L JR. 6-3/215 WEXFORD, PA.

Year	ERA	W-L	App	GS	CG	SHO	SV	IP	H	R	ER	BB	SO	2B	3B	HR	BF	B/Avg	WP	HBP	BK	SFA	SHA
2020	0.00	0-0	2	0	0	0/0	0	2.0	1	0	0	0	2	0	0	0	6	.167	0	0	0	0	0
2021	0.00	0-0	5	0	0	0/0	0	2.2	4	2	0	3	4	1	0	0	16	.333	0	0	0	1	0
2022	-	-	-	-	-	-	-	-	-	-	-	-	-	-	-	-	-	-	-	-	-	-	-
TOTAL	0.00	0-0	7	0	0	0/0	0	4.2	5	2	0	3	6	1	0	0	22	.278	0	0	0	1	0

#22 JOHNNY PIACENTINO OF R/R JR. 5-11/185 CHERRY HILL, N.J.

Year	Avg	GP-GS	AB	R	H	2B	3B	HR	RBI	TB	SLG%	BB	HBP	SO	GDP	OB%	SF	SH	SB-ATT	PO	A	E	FLD%
2020	.400	13-10	35	11	14	4	0	2	11	24	.686	10	0	4	0	.511	2	0	4-4	27	0	0	1.000
2021	.284	42-42	162	30	46	15	0	8	32	85	.525	17	0	40	4	.350	1	1	0-2	83	0	3	.965
2022	-	-	-	-	-	-	-	-	-	-	-	-	-	-	-	-	-	-	-	-	-	-	-
TOTAL	.305	55-52	197	41	60	19	0	10	43	109	.553	27	0	44	4	.383	3	1	4-6	110	0	3	.973

#7 C.J. PITTARO IF L/R SO. 6-1/195 HAMILTON, N.J.

Year	Avg	GP-GS	AB	R	H	2B	3B	HR	RBI	TB	SLG%	BB	HBP	SO	GDP	OB%	SF	SH	SB-ATT	PO	A	E	FLD%
2021*	.333	5-0	3	0	1	0	0	0	3	1	.333	0	0	0	0	.333	0	0	0-0	0	1	0	1.000
2022	-	-	-	-	-	-	-	-	-	-	-	-	-	-	-	-	-	-	-	-	-	-	-
TOTAL	.333	5-0	3	0	1	0	0	0	3	1	.333	0	0	0	0	.333	0	0	0-0	0	1	0	1.000

*At Vanderbilt

CAREER STATS

#25 CHASE RENNER RHP R/R FR. 6-4/190 ALBURTIS, PA.

Year	ERA	W-L	APP	GS	CG	SHO	SV	IP	H	R	ER	BB	SO	2B	3B	HR	BF	BAA	WP	HBP	BK	SFA	SHA
2022	-	-	-	-	-	-	-	-	-	-	-	-	-	-	-	-	-	-	-	-	-	-	-
TOTAL	-	-	-	-	-	-	-	-	-	-	-	-	-	-	-	-	-	-	-	-	-	-	-

#11 CHAD ROGERS RHP R/R SO. 6-5/220 MENTOR, OHIO

Year	ERA	W-L	App	GS	CG	SHO	SV	IP	H	R	ER	BB	SO	2B	3B	HR	BF	B/Avg	WP	HBP	BK	SFA	SHA
2021	13.50	1-0	3	0	0	0/0	0	4.0	8	6	6	7	1	2	0	0	25	.471	0	0	1	1	0
2022	-	-	-	-	-	-	-	-	-	-	-	-	-	-	-	-	-	-	-	-	-	-	-
TOTAL	13.50	1-0	3	0	0	0/0	0	4.0	8	6	6	7	1	2	0	0	25	.471	0	0	1	1	0

#20 BLAISE SCLAFANI RHP R/R SR. 6-6/200 SOUDERTON, PA.

Year	ERA	W-L	App	GS	CG	SHO	SV	IP	H	R	ER	BB	SO	2B	3B	HR	BF	B/Avg	WP	HBP	BK	SFA	SHA
2019*	4.42	1-0	12	0	0	0/0	0	18.1	12	11	9	19	14	2	0	1	60	.200	2	6	0	3	0
2020*	4.76	0-0	4	0	0	0/0	0	5.2	5	4	3	2	5	0	0	0	20	.250	3	2	0	0	0
2021	18.00	0-0	2	0	0	0/0	0	1.0	2	2	2	4	1	0	0	0	10	.500	2	1	0	1	0
2022	-	-	-	-	-	-	-	-	-	-	-	-	-	-	-	-	-	-	-	-	-	-	-
TOTAL	5.04	1-0	18	0	0	0/0	0	25.0	19	17	14	25	20	2	0	0	90	.211	7	9	0	4	0

#36 TYLER SHINGLEDECKER LHP R/L SR. 6-3/185 HUNTERVILLE, N.C.

Year	ERA	W-L	App	GS	CG	SHO	SV	IP	H	R	ER	BB	SO	2B	3B	HR	BF	B/Avg	WP	HBP	BK	SFA	SHA
2019	4.43	1-1	19	2	0	0/1	1	40.2	31	27	20	27	44	8	1	3	185	.207	4	6	0	1	1
2020	0.64	0-0	5	0	0	0/0	0	14.0	3	1	1	2	20	1	0	0	49	.067	1	1	0	0	1
2021	6.00	2-2	16	1	0	0/1	1	27.0	20	21	18	16	38	3	3	2	123	.196	3	4	0	1	0
2022	-	-	-	-	-	-	-	-	-	-	-	-	-	-	-	-	-	-	-	-	-	-	-
TOTAL	4.30	3-3	40	3	0	0/2	2	81.2	54	49	39	45	102	12	4	5	357	.182	8	11	0	2	2

#41 JOSH SPIEGEL C/1B R/R R-JR. 6-3/206 JEANNETTE, PA.

Year	Avg	GP-GS	AB	R	H	2B	3B	HR	RBI	TB	SLG%	BB	HBP	SO	GDP	OB%	SF	SH	SB-ATT	PO	A	E	FLD%
2019*	-	-	-	-	-	-	-	-	-	-	-	-	-	-	-	-	-	-	-	-	-	-	-
2020*	.500	3-0	4	0	2	0	0	0	1	2	.500	0	0	1	0	.500	0	0	0-0	7	0	0	1.000
2021	.261	38-38	134	19	35	10	1	4	22	59	.440	10	2	43	3	.320	1	2	1-1	134	12	4	.973
2022	-	-	-	-	-	-	-	-	-	-	-	-	-	-	-	-	-	-	-	-	-	-	-
TOTAL	.268	41-38	138	19	37	10	1	4	23	61	.442	10	2	44	3	.324	1	2	1-1	141	12	4	.975

#30 ANTHONY STEELE LHP/1B/OF L/L FR. 6-4/225 SHELTON, CONN.

Year	ERA	W-L	APP	GS	CG	SHO	SV	IP	H	R	ER	BB	SO	2B	3B	HR	BF	BAA	WP	HBP	BK	SFA	SHA
2022	-	-	-	-	-	-	-	-	-	-	-	-	-	-	-	-	-	-	-	-	-	-	-
TOTAL	-	-	-	-	-	-	-	-	-	-	-	-	-	-	-	-	-	-	-	-	-	-	-
Year	Avg	GP-GS	AB	R	H	2B	3B	HR	RBI	TB	SLG%	BB	HBP	SO	GDP	OB%	SF	SH	SB-ATT	PO	A	E	FLD%
2022	-	-	-	-	-	-	-	-	-	-	-	-	-	-	-	-	-	-	-	-	-	-	-
TOTAL	-	-	-	-	-	-	-	-	-	-	-	-	-	-	-	-	-	-	-	-	-	-	-

CAREER STATS

#9 CONNOR THRONEBERRY RHP/IF R/R FR. 6-6/230 ST. LOUIS, MO.

Year	ERA	W-L	APP	GS	CG	SHO	SV	IP	H	R	ER	BB	SO	2B	3B	HR	BF	BAA	WP	HBP	BK	SFA	SHA
2022	-	-	-	-	-	-	-	-	-	-	-	-	-	-	-	-	-	-	-	-	-	-	-
TOTAL	-	-	-	-	-	-	-	-	-	-	-	-	-	-	-	-	-	-	-	-	-	-	-
Year	Avg	GP-GS	AB	R	H	2B	3B	HR	RBI	TB	SLG%	BB	HBP	SO	GDP	OB%	SF	SH	SB-ATT	PO	A	E	FLD%
2022	-	-	-	-	-	-	-	-	-	-	-	-	-	-	-	-	-	-	-	-	-	-	-
TOTAL	-	-	-	-	-	-	-	-	-	-	-	-	-	-	-	-	-	-	-	-	-	-	-

#12 KELLAN TULIO LHP L/L JR. 6-2/215 EMMAUS, PA.

Year	ERA	W-L	App	GS	CG	SHO	SV	IP	H	R	ER	BB	SO	2B	3B	HR	BF	B/Avg	WP	HBP	BK	SFA	SHA
2020*	6.75	0-0	4	0	0	0/0	0	2.2	4	2	2	2	2	0	0	0	13	.364	0	0	1	0	0
2021*	15.43	0-0	4	0	0	0/0	0	2.1	3	4	4	3	1	0	0	0	14	.300	1	1	0	0	0
2022	-	-	-	-	-	-	-	-	-	-	-	-	-	-	-	-	-	-	-	-	-	-	-
TOTAL	10.80	0-0	8	0	0	0/0	0	5.0	7	6	6	5	3	0	0	0	27	.333	1	1	0	0	0

*At Louisville

#14 MATT WOOD C L/R JR. 5-10/190 GIBSONIA, PA.

Year	Avg	GP-GS	AB	R	H	2B	3B	HR	RBI	TB	SLG%	BB	HBP	SO	GDP	OB%	SF	SH	SB-ATT	PO	A	E	FLD%
2020	.314	14-13	51	4	16	1	0	0	5	17	.333	7	1	12	2	.407	0	0	1-1	78	4	2	.976
2021	.295	39-39	139	22	41	10	1	4	21	65	.468	19	3	25	3	.384	3	1	1-5	218	14	4	.983
2022	-	-	-	-	-	-	-	-	-	-	-	-	-	-	-	-	-	-	-	-	-	-	-
TOTAL	.300	53-52	190	26	59	11	1	4	26	82	.432	26	4	37	5	.390	3	1	2-6	296	18	6	.981

HEAD COACH ROB COOPER



**ROB
COOPER**
MIAMI (FLA.), 1994
OVERALL: 433-446 (17TH YR)
PSU: 147-216 (9TH YR)

Head Coach

The 2022 baseball season is Rob Cooper's ninth as head coach of the Nittany Lion baseball program. Cooper was selected as the 14th head baseball coach in Penn State history on August 9, 2013. Not shy about stating his ultimate goal of returning Penn State to Omaha in June, the Lions have made significant strides under his leadership.

Under his tutelage, 11 players have been drafted and 12 total have signed with MLB teams in the last four seasons with a full draft. However, his strong belief in the first part of the term "student-athlete" is perhaps the top reason he has proven to be an excellent fit at Penn State. Even with state-of-the-art facilities, the chance to take on elite competition and a program history that includes five trips to the College World Series, Cooper cites the value of a Penn State degree as one of the top reasons to play baseball at Penn State.

The Nittany Lions finished the 2021 season with an 18-24 record, playing against exclusively Big Ten opponents. The wins included a 3-2 victory over No. 18 Michigan on March 26 and a series sweep over Michigan State in which Penn State out-scored the Spartans, 39-13. The Nittany Lions also won two series against Rutgers. Penn State scored 10 or more runs in six games, Penn State's most against Big Ten opponents since 2008 (8) and the most in a season since 2016.

Penn State led the Big Ten in doubles (93) and doubles per game (2.21), ranking 10th in the country in doubles per game. The Nittany Lions sat third in the conference in batting average (.269). Penn State hit 34 home runs, its most since 2012, and had five players with four or more homers.

Sophomore Matt Wood collected Second Team All-Big Ten honors, batting .295 with four homers and 21 RBI. Wood became the fifth All-Big Ten selection under Cooper. Senior Gavin Homer led the Nittany Lions with a .310 batting average, a .429 on-base percentage and tied with Johnny Piacentino for the team-lead in runs (30). Junior Justin Williams hit .302 and paced Penn State with 48 hits. Piacentino led the squad with eight homers and 32 RBI to go with a team-best .525 slugging percentage.

Senior Kyle Virbitsky paced the Penn State rotation with a 4.17 ERA, five wins, 77.2 innings pitched and 88 strikeouts. Virbitsky ranked seventh in the Big Ten in strikeouts and third in strikeout-to-walk ratio (4.40). His 88 strikeouts are tied for the 10th-most in a season at Penn State. Senior Conor Larkin earned three wins and 69 strikeouts in 63.2 innings and fellow senior Bailey Dees was responsible for four wins and 53 strikeouts in 66 innings.

The Nittany Lions continued their success in the classroom with a program-record 19 players earning Academic All-Big Ten accolades.

Penn State had four players drafted from the 2021 squad. Larkin was selected in the ninth round (272nd overall) by the Toronto Blue Jays. Williams was a 17th round selection (508th overall) by the Houston Astros and Kyle Virbitsky followed, being selected 518th overall by the Oakland A's. Bailey Dees was drafted in the 18th round (543rd overall) by the New York Yankees. All three members of the starting rotation were drafted, making Penn State one of only four schools to accomplish that in 2021.

It marked the third time in program history that Penn State had four or more players selected in a single year and the second time that Penn State had three pitchers selected in a draft. The Nittany Lions have had eight pitchers drafted since 2016. The four selections were double of any other Pennsylvania school and three of the draftees are Pennsylvania natives.

Penn State was off to a 10-5 start in 2020 before the COVID-19 pandemic canceled the remainder of the season. Penn State was among the conference leaders offensively, ranking second in on-base percentage (.394), slugging (.422), triples (7), doubles (30), third in batting average (.289) and walks (77), and fourth in scoring (6.7 runs/game) and runs (100). On the mound, Penn State ranked sixth in the NCAA with a 1.01 WHIP and also eighth with a 2.16 team ERA. The Nittany Lions also ranked 15th with 6.33 hits allowed per nine innings and 18th with a 3.63 strikeout-to-walk ratio.

Penn State baseball's trip to Cuba prior to the 2016 season is perhaps the best example of Cooper's commitment to the first part of the "student-athlete" term. The Nittany Lions attended academic lectures and toured Havana, becoming the first NCAA Division I team to compete against a Cuban National Series team, the first U.S. team at any level to defeat a Cuban National Series team, the first U.S. baseball team to play in Cuba since restoration of diplomatic ties with Cuba, the second NCAA team to play in Cuba since restoration of diplomatic ties (Coastal Carolina men's basketball, August 2015) and the fifth NCAA Division I baseball team to compete in post-revolutionary Cuba. The harmony between academics and athletics was on full display, as multiple Penn State professors and a group of journalism students also joined the travel party.

The rare, once-in-a-lifetime experience helped bring a young Penn State team together, and the Lions went on to earn their first winning record (overall and in conference) since 2012. The starting lineup included at least three freshmen in all but six games and five to six freshmen in 19 games, and took on nine eventual NCAA tournament teams, including a three-game series at home against College World Series participant TCU. The Lions' 28 wins were a 10-win improvement over the previous season, and its 12 Big Ten wins doubled the 2015 total. Haley and Anderson were the first drafted out of Penn State since 2012, and Anderson and senior outfielder Greg Guers became the program's first All-Big Ten picks also since 2012. Pitcher Justin Hagenman became Penn State's first Louisville Slugger Freshman All-American since 1997.

Shortly after Cooper accepted the PSU head coaching position in 2014, the California native traveled to Taichung, Taiwan to serve as the head coach of USA Baseball's 18U National Team at the IBAF U18 World Cup. Cooper steered Team USA to an 8-1 record in World Cup play, including seven consecutive victories to win the gold medal.

Not long after the triumph in Taiwan, Cooper received one of the highest honors bestowed in the profession, as he was announced as the Rod Dedeaux USA Baseball Coach of the Year. With the honor, Cooper became just the 16th individual in the award's history to receive the accolade, joining the likes of Scott Brosius, Davey Johnson and Tommy Lasorda.

Cooper was also a member of the coaching staff for the 2007 and 2009 USA College National teams. The 2007 team earned a silver medal at the Pan Am Games in Rio de Janeiro, Brazil. Fourteen of the 20 players on the 2007 team reached the Major Leagues, including 2013 All-Star Pedro Alvarez. Fourteen of the 22 members of the 2009 team also reached the Major Leagues, including three-time All-Star Gerrit Cole.

Cooper brought an accomplished resume to Penn State that included three NCAA Tournament appearances as a head coach at Wright State and five more at various stops as an assistant coach, including two trips to the College World Series with Miami (Florida). Cooper was twice named the Horizon League Coach of the Year and guided Wright State to three league tournament championships and two regular-season championships after the team suffered six losing seasons in the seven years before his arrival.

Cooper began his coaching career at national power Miami, spending two seasons (1994-95) as a student/graduate assistant on the Hurricanes' staff. While at Miami, Cooper helped the Hurricanes to College World Series berths in 1994 and 1995. Cooper spent the 1996 season as an assistant and team academic coordinator at Wake Forest, then moved on to Tulane for the next two seasons, serving as the Green Wave's hitting coach. In 1997, the Green Wave won the Conference USA regular-season crown, and in 1998, they advanced to the NCAA Tournament. Cooper left Tulane following the 1998 season and returned to Sacramento City College, where he starred in the early 1990's before lettering at Miami in 1993.

Along with his college coaching experience, Cooper also was an associate scout for the Los Angeles Dodgers from 1990-92 and has been selected to four coaching stints with USA Baseball in 2000, 2007, 2009 and 2013.

Cooper earned his bachelor's degree in psychology from Miami in 1994 and a master's in sports sciences/administration from Miami in 1996. He is married to his wife, Maureen, and has two sons, Jake and Tyson, who are both current members of the Penn State baseball team.

OVERALL STATS (2021 SEASON)

The Automated ScoreBook
Overall Statistics for Penn State (as of Jun 07, 2021)
(All games Sorted by Batting avg)

Record: 18-24 Home: 8-8 Away: 7-13 Neutral: 3-3 Conference: 18-24

Player	avg	gp-gs	ab	r	h	2b	3b	hr	rbi	tb	slg%	bb	hp	so	gdp	ob%	sf	sh	sb-att	po	a	e	fld%
2 Homer, Gavin	.310	40-40	145	30	45	8	1	2	16	61	.421	15	15	32	1	.429	0	0	10-14	73	99	10	.945
33 Williams, Justin	.302	42-42	159	28	48	12	0	5	23	75	.472	16	1	44	4	.367	1	1	1-3	21	69	4	.957
14 Wood, Matt	.295	39-39	139	22	41	10	1	4	21	65	.468	19	3	25	3	.384	3	1	1-5	218	14	4	.983
9 Hendershot, Parker	.287	30-28	101	9	29	2	0	3	16	40	.396	4	0	25	1	.314	0	2	1-1	166	7	1	.994
22 Piacentino, Johnny	.284	42-42	162	30	46	15	0	8	32	85	.525	17	0	40	4	.350	1	1	0-2	83	0	3	.965
17 Robison, Curtis	.273	39-37	128	26	35	12	0	4	26	59	.461	12	3	22	0	.347	1	3	5-11	75	4	2	.975
1 Harry, Jay	.268	42-42	142	22	38	10	0	1	18	51	.359	12	4	25	2	.335	3	0	1-1	58	101	11	.935
41 Spiegel, Josh	.261	38-38	134	19	35	10	1	4	22	59	.440	10	2	43	3	.320	1	2	1-1	134	12	4	.973
3 Bartels, Cole	.245	35-26	98	13	24	4	1	1	13	33	.337	13	1	21	4	.333	2	1	3-3	141	11	2	.987
13 Kelley, Tayven	.238	28-27	101	8	24	8	2	1	9	39	.386	10	1	37	2	.313	0	3	0-2	53	1	4	.931
23 Kremer, Kris	.167	14-4	24	3	4	0	0	1	3	7	.292	3	1	12	0	.286	0	0	1-2	10	9	2	.905
40 Kailher, Ben	.143	11-0	7	3	1	0	0	0	0	1	.143	0	0	2	0	.143	0	0	1-1	0	2	0	1.000
30 Hannon, Kyle	.133	12-9	30	3	4	1	1	0	1	7	.233	2	0	12	0	.188	0	1	0-0	15	0	0	1.000
4 Cooper, Tyson	.111	11-3	18	2	2	1	0	0	2	3	.167	6	0	8	0	.333	0	0	1-1	16	1	0	1.000
7 Ford, Ryan	.000	2-1	4	0	0	0	0	0	0	0	.000	0	0	1	0	.000	0	0	0-0	1	0	0	1.000
15 Franks, Brenden	.000	4-0	3	1	0	0	0	0	0	0	.000	0	1	2	0	.250	0	0	0-0	4	0	0	1.000
8 Ertter, Carson	.000	1-0	1	0	0	0	0	0	1	0	.000	1	0	0	0	.500	0	0	0-0	0	0	0	.000
Totals	.269	42	1396	219	376	93	7	34	203	585	.419	140	32	351	24	.347	12	15	26-47	1084	373	53	.965
Opponents	.274	42	1436	254	393	64	11	31	233	572	.398	166	59	367	22	.369	14	16	29-43	1092	408	32	.979

LOB - Team (287), Opp (355). DPs turned - Team (25), Opp (31). CI - Team (2), Wood 2, Opp (3). IBB - Team (4), Piacentino 2, Hendershot 1, Kremer 1, Opp (4). Picked off - Piacentino 1, Robison 1, Harry 1, Wood 1, Homer 1, Bartels 1.

(All games Sorted by Earned run avg)

Player	era	w-l	app	gs	cg	sho	sv	ip	h	r	er	bb	so	2b	3b	hr	b/avg	wp	hp	bk	sfa	sha
31 Partridge, Ryan	0.00	0-0	5	0	0	0/0	0	2.2	4	2	0	3	4	1	0	0	.333	0	0	0	1	0
19 Halladay, Braden	0.00	0-0	3	0	0	0/0	0	1.1	0	0	0	2	1	0	0	0	.000	0	0	0	1	0
29 Kohls, Carson	3.18	0-0	5	0	0	0/0	0	5.2	7	3	2	2	4	1	1	1	.304	1	2	0	0	0
21 Miller, Steven	3.29	0-1	12	0	0	0/2	2	13.2	12	8	5	7	17	2	0	0	.245	2	2	0	0	0
6 Gambino, Ralph	3.60	1-0	10	0	0	0/1	0	10.0	8	8	4	6	7	1	1	0	.205	1	4	0	1	1
24 Henline, Jaden	3.72	0-1	9	3	0	0/0	0	19.1	17	8	8	8	22	2	0	2	.230	1	3	0	0	1
42 Virbitsky, Kyle	4.17	5-4	13	13	0	0/1	0	77.2	77	42	36	20	88	11	0	7	.253	4	13	0	2	1
18 Mellott, Mason	4.60	2-1	17	0	0	0/0	4	31.1	32	20	16	18	33	2	1	1	.264	4	8	1	0	2
25 Larkin, Conor	5.09	3-8	13	12	0	0/0	0	63.2	68	40	36	24	69	13	2	4	.271	6	6	0	3	3
44 Dees, Bailey	5.59	4-4	13	13	0	0/1	0	66.0	81	47	41	20	53	17	2	9	.305	5	12	0	1	6
36 Shingledecker, Tyler	6.00	2-2	16	1	0	0/1	1	27.0	20	21	18	16	38	3	3	2	.196	3	4	0	1	0
28 Gagnon, Hutch	6.75	0-1	11	0	0	0/0	0	12.0	18	10	9	4	13	3	1	1	.327	2	3	0	1	1
10 Evans, Logan	8.16	0-0	11	0	0	0/0	0	14.1	21	18	13	16	12	3	0	1	.313	3	1	1	0	0
49 Freilich, Jared	13.11	0-1	9	0	0	0/0	0	11.2	18	19	17	9	4	3	0	3	.367	1	0	0	1	1
12 Rogers, Chad	13.50	1-0	3	0	0	0/0	0	4.0	8	6	6	7	1	2	0	0	.471	0	0	1	1	0
32 Scalfani, Blaise	18.00	0-0	2	0	0	0/0	0	1.0	2	2	2	4	1	0	0	0	.500	2	1	0	1	0
Totals	5.31	18-23	42	42	0	2/2	7	361.1	393	254	213	166	367	64	11	31	.274	35	59	3	14	16
Opponents	4.82	23-18	42	42	1	5/5	11	364.0	376	219	195	140	351	93	7	34	.269	37	32	6	12	15

PB - Team (10), Wood 5, Cooper 3, Spiegel 2, Opp (7). Pickoffs - Team (4), Wood 1, Virbitsky 1, Spiegel 1, Mellott 1, Opp (7). SBA/ATT - Spiegel (17-23), Wood (11-17), Dees (6-10), Virbitsky (5-7), Mellott (5-6), Henline (3-5), Shingle (3-4), Larkin (2-3), Cooper (1-2), Gambino (2-2), Freilich (1-1), Rogers (1-1), Kohls (0-1), Miller (0-1), Evans (0-1), Halladay (1-1).

RADIO/TV ROSTER



1 Jay Harry
IF, So.



2 Kyle Hannon
IF/OF, So.



3 Cole Bartels
OF/IF, Gr.



4 Tyson Cooper
C/IF, R-So.



5 Carson Ertter
OF, Fr.



6 Joe Nastasi
RHP, So.



7 C.J. Pittaro
IF, So.



8 Patrick DeMarco
RHP, Fr.



9 Connor Throneberry
IF/RHP, Fr.



10 Tanner Folds
LHP, Fr.



11 Chad Rogers
RHP, So.



12 Kellan Tulio
LHP, Jr.



13 Tayven Kelley
OF, Jr.



14 Matt Wood
C, Jr.



15 Brenden Franks
IF/RHP, Jr.



17 Seneca Gregory
RHP, Fr.



18 Mason Mellott
RHP, Gr.



19 Derek Cease
IF/RHP, Fr.



20 Blaise Sclafani
RHP, Fr.



21 Steven Miller
RHP, Sr.



22 Johnny Piacentino
OF, Jr.



23 Jake Cooper
IF, Fr.



24 Jaden Henline
RHP, So.



25 Chase Renner
RHP, Fr.



27 Tommy Molsky
RHP, Fr.



28 Hutch Gagnon
LHP, Sr.



29 Carson Kohls
RHP, So.



30 Anthony Steele
LHP/1B/OF, Fr.



31 Ryan Partridge
LHP, Jr.



33 Travis Luensmann
RHP, So.



34 Richie Paltridge
OF/IF, Gr.



35 Billy Gerlott
OF/IF, So.



36 Tyler Shingledecker
LHP, Sr.



37 Jordan Morales
LHP, Jr.



40 Ben Kailher
IF, Jr.



41 Josh Spiegel
C/1B, R-Jr.



44 Devin Fletcher
RHP, Fr.



46 Noah Burke
OF, Fr.



49 Ben DeMell
RHP/IF, Fr.