

# 2017 PENN STATE WOMEN'S VOLLEYBALL

## SEVEN-TIME NATIONAL CHAMPIONS

36 NCAA TOURNAMENT APPEARANCES | 16 BIG TEN TITLES

### 2017 SCHEDULE & RECORD

**Overall:** 13-1 (Home: 6-1, Away: 2-0, Neutral: 5-0)

**Big Ten:** 3-1 (Home: 3-1, Away: 0-0)

#### AUGUST

West Virginia Invitational (Morgantown, W. Va.)		
25	vs. UT Martin	3-0
26	vs. Delaware	3-0
26	at West Virginia	3-0

#### SEPTEMBER

Texas A&M Tournament (College Station, Texas)		
1	vs. #1 Stanford	3-1
2	at Texas A&M	3-2
Big Ten/Pac-12 Challenge (Champaign, Ill.)		
8	vs. Colorado	3-0
9	vs. #4 Stanford	3-2
Penn State Classic		
15	vs. YALE	3-0
16	vs. WAKE FOREST	3-0
17	vs. OHIO	3-0
22	vs. #14 NEBRASKA*#	0-3
23	vs. IOWA*	3-1
29	vs. ILLINOIS*	3-0
30	vs. NORTHWESTERN*	3-0

#### OCTOBER

6	at Ohio State*#	7 p.m.
7	at Maryland*	7 p.m.
13	vs. MICHIGAN STATE*#	7 p.m.
14	vs. Michigan*	7 p.m.
20	at Purdue*	8 p.m.
21	at Indiana*	7 p.m.
25	vs. WISCONSIN*#	7 p.m.
28	at Illinois*	7 p.m.

#### NOVEMBER

1	at Michigan State*#	
4	vs. RUTGERS*	7 p.m.
8	at Iowa*#	9 p.m.
11	vs. MARYLAND*	7 p.m.
15	vs. Indiana*	7:30 p.m.
18	at Rutgers*	7 p.m.
24	at Wisconsin*	8 p.m.
25	at Minnesota*	8 p.m.
30-D2NCAA First/Second Rounds		TBA

#### DECEMBER

2	NCAA First/Second Rounds	TBA
8-9	NCAA Regionals	TBA
14-16	NCAA Championship	Kansas City, Mo.

Home matches played at Rec Hall in CAPS • All times Eastern and subject to change • \* Indicates Big Ten match • # Indicates TV match

### STRATEGIC COMMUNICATIONS

Women's Volleyball Contact: Jocelyn VerVelde  
 Email: jnv5@psu.edu  
 101-R Bryce Jordan Center  
 University Park, Pa. 16801

## at Ohio State and Maryland

Friday, Oct. 6 at St. John Arena (Columbus, Ohio) || Saturday, Oct. 7 at Xfinity Center (College Park, Md.)

	<b>2017 Record</b> 13-1	<b>Big Ten Record</b> 3-1
	<b>2017 Record</b> 9-6	<b>Big Ten Record</b> 2-2
	<b>2017 Record</b> 12-4	<b>Big Ten Record</b> 1-3

### SCOUTING THE BUCKEYES

Ohio State will enter the weekend match with 9-6 record and a 2-2 Big Ten record, most recently going 0-2 in their last weekend, falling to Michigan, 3-1, and Michigan State, 3-0. Defensively, libero Hannah Gruensfelder leads the conference with 4.87 digs per set. Offensively, the Buckeyes are 19th in the nation with 14.23 kills per set led by Luisa Schirmer, who is averaging 3.04 per set, on the outside. As a team, the Buckeyes are hitting .258, and are currently on a four-match stretch against nationally ranked opponents. OSU opened the four-match stretch with a 3-1 win over No. 13 Purdue, but then fell to No. 23 Michigan, 3-1, and lost to No. 16 Michigan State, 3-0.

### SCOUTING THE TERPS

Maryland currently has a 12-4 record, but are 1-3 in Big Ten play. The Terps have played their first four conference matches on the road, falling at OSU, Michigan State, and Michigan, with their win coming at Indiana. Maryland hosted two pre-season tournaments, going 5-1 at home, including a 3-0 sweep over then-ranked No. 18 Southern California. Freshman outside hitter Erika Pritchard is leading the Big Ten and is 6th in the nation at .58. Gia Milana is leading the team with 3.21 kills per set, and the team as the whole is averaging 13.19 kills per set on .257 hitting.

### FIRST SERVE

>> The first RPI rankings of the 2017 season were released by the NCAA on Monday, and Penn State found itself in the No. 1 slot based on the team's strength of schedule and their results so far this season.

>> In the week six American Volleyball Coaches poll, Penn State stayed at the No. 3 spot. Seven Big Ten teams are ranked in the most recent AVCA Coaches poll, with Penn State being the highest of them. Nebraska followed at No. 4, while Minnesota and Wisconsin came in at No. 7 and 8, respectively. Michigan State moved to No. 14, while Purdue came in at No. 18. Michigan rounded out the bunch with the No. 22 spot. Illinois and Ohio State are receiving votes.

>> Simone Lee has racked up a team-best 197 kills so far this season and is just seven kills from the elusive 1,000 kills club. She is on pace to join teammate Ali Frantti as active members of the club. Currently, Missouri State, Jacksonville State, Kansas, Fairfield, Houston Baptist and Sam Houston State are the only squads to have two active 1,000 kill hitters.

>> Haleigh Washington was named the Big Ten Player of the Week for the second time this season as she helped the Nittany Lions register back-to-back sweeps in Big Ten action. She averaged 3.5 kills per set out of the middle and added 1.5 blocks per set on the weekend. Her .556 hitting percentage on the weekend jumped her back into the No. 1 spot in the nation as she leads all players with a .504 hitting percentage on the year.

>> This marks the seventh time Washington has earned Big Ten Player of the Week honors, and it is the fourth time this season that Penn State has had a student-athlete earn the award. She is now one shy of joining Nicole Fawcett (2005-08) and Megan Hodge (2006-09) for the most in a career by a Penn State player.

>> Based on past opponents' winning percentage, Penn State has played the third-toughest schedule in the nation, while Wisconsin has played the sixth-toughest schedule. Nebraska is ninth on the list and Minnesota checks in at No. 10.

## FOLLOW US

 @PennStateVBALL 
  PennStateWomensVolleyball 
  PennStateWVB  
 GoPSUsports.com 1-800-NITTANY

# 2017 PENN STATE WOMEN'S VOLLEYBALL

## PENN STATE AT A GLANCE

### THE UNIVERSITY

Location: ..... University Park, Pa.  
 Founded: ..... 1855  
 Enrollment: ..... 41,359 (undergrad), 47,261 (UP overall)  
 Colors: ..... Blue & White  
 Nickname: ..... Nittany Lions  
 Conference: ..... Big Ten  
 President: ..... Dr. Eric J. Barron  
 Director of Athletics: ..... Sandy Barbour  
 Senior Woman Administrator: ..... Charmelle Green  
 Facility (capacity): ..... Rec Hall (5,812)

### COACHES & STAFF

Head Coach: ..... Russ Rose (39th season)  
 Alma Mater: ..... George Williams, 1975  
 Overall Record (Yrs/Pct): ..... 1,213-196 (38/.861)  
 School Record: ..... same  
 Associate Head Coach: ..... Salima Rockwell  
 Assistant Coach: ..... Craig Dyer  
 Director of Operations: ..... Jon Parry  
 Volunteer Assistant: ..... Dennis Hohenshelt  
 Office Phone: ..... (814) 863-7474  
 Office Fax: ..... (814) 865-1746  
 Office Address: ..... 235 Rec Hall

### TEAM INFORMATION

2016 Record: ..... 24-10  
 Home: ..... 16-2  
 Away: ..... 6-7  
 Neutral: ..... 2-1  
 Big Ten record (finish): ..... 14-6 (4th)  
 Final AVCA Ranking: ..... No. 10  
 Postseason Play: ..... NCAA Regional semifinal  
 First round: ..... defeated LIU Brooklyn, 3-0  
 Second round: ..... defeated Pitt, 3-0  
 Regional semifinal: ..... lost to Nebraska, 3-2  
 2017 Letterwinners R/L: ..... 15/7  
 2017 Starters R/L: ..... 6/0  
 Newcomers: ..... 4

### NITTANY LION VOLLEYBALL HISTORY

First Year of Volleyball: ..... 1976  
 All-Time Record (Years): ..... 1,264-239-4 (41)  
 All-Time Big Ten Record: ..... 454-66  
 Years/Win Pct.: ..... 26/.875  
 Big Ten Titles: ..... (16) '92, '93, '96, '97, '98, '99,  
 '03, '04, '05, '06, '07, '08, '09, '10,  
 '12, '13)  
 NCAA Tournament Appearances: ..... 36  
 NCAA Tournament Record: ..... 94-29  
 NCAA National Championships: ..... 7  
 (1999, 2007, 2008, 2009, 2010, 2013, 2014)

## 2017 ROSTER & 2017 QUICK STATS

NO.	NAME	YR.	POS.	HT.	SP	K/S	%	A/S	SA/S	D/S	B/S	PTS
1	Kathryn Cather	Jr	RS	6-2	0	0.00	.000	0.00	0.00	0.00	0.00	0.0
2	Emily Sciorra	So.	DS	5-4	14	0.00	.000	0.07	0.00	0.50	0.00	0.0
3	Kendall White	So.	DS	5-5	48	0.02	-.333	0.69	0.23	3.60	0.00	12.0
5	Ali Frantti	Sr.	OH	6-1	47	2.51	.296	0.17	0.11	1.70	0.47	138.0
6	Nia Reed	RS-Jr.	OH	6-1	32	1.28	.202	0.00	0.00	0.25	0.47	48.5
7	Abby Detering	Sr.	S	6-0	48	1.58	.368	5.40	0.31	1.58	0.69	108.5
8	Lainy Pierce	Sr.	DS	5-8	29	0.00	.000	0.07	0.07	0.48	0.00	2.0
9	Jennifer Halterman	Sr.	DS	5-3	5	0.00	.000	0.00	0.20	0.20	0.00	1.0
10	Cami May	Fr.	MB	6-2	2	1.00	.000	0.00	0.00	0.00	0.00	2.0
11	Tori Gorrell	RS-So.	MB	6-2	35	1.00	.342	0.06	0.00	0.11	0.74	49.0
12	Keeton Holcomb	Jr.	DS	5-7	8	0.00	.000	0.00	0.00	0.38	0.00	0.0
14	Kristin Krause	RS-Fr.	DS	5-7	3	0.00	.000	0.00	0.00	0.33	0.00	1.0
15	Haleigh Washington	Sr.	MB	6-3	48	2.67	.504	0.04	0.19	0.65	1.48	176.5
17	Michaela Putnicki	Fr.	OH	6-1	3	2.00	.286	0.00	0.00	1.00	0.00	6.0
18	Allison Farrell	So.	DS	5-6	2	0.00	.000	0.00	0.00	0.00	0.00	0.0
19	Heidi Thelen	Sr.	RS	6-2	44	1.43	.430	0.02	0.00	0.20	1.00	87.5
21	Bryanna Weiskircher	RS-Jr.	S	6-0	48	0.23	.364	6.81	0.25	2.19	0.08	25.5
22	Simone Lee	Sr.	OH	6-0	48	4.10	.346	0.04	0.21	1.96	0.48	220.0
23	Clare Powers	RS-Jr.	OH	6-3	3	1.33	.429	0.00	0.00	1.00	0.33	5.0
<b>PENN STATE</b>					48	14.21	.357	13.27	1.35	12.75	2.80	881.5
<b>OPPONENTS</b>					48	11.52	.177	11.06	0.60	10.33	1.75	666.0

### ALPHABETICAL

NO.	NAME	YR.	POS.	HT.	HOMETOWN/HIGH SCHOOL (COLLEGE)
1	Kathryn Cather	Jr.	OPP	6-2	Hoover, Ala./Hoover (Mississippi)
7	Abby Detering	Sr.	S	6-0	Mentor, Ohio/Lake Catholic (Florida)
18	Allison Farrell	So.	DS	5-6	Lombard, Ill./Glenbard East
5	Ali Frantti	Sr.	OH	6-1	Spring Grove, Ill./Richmond Burton
11	Tori Gorrell	RS-So.	MB	6-2	Oakville, Ontario (Canada)/Abbey Park
12	Keeton Holcomb	Jr.	DS	5-7	Bellville, Texas/Bellville
14	Kristin Krause	RS-Fr.	DS	5-7	Allentown, Pa./Parkland
22	Simone Lee	Sr.	OH	6-1	Menomonee Falls, Wis./Menomonee
10	Cami May	Fr.	MB	6-2	Katy, Texas/Cinco Rancho
8	Lainy Pierce	Sr.	DS	5-8	Eden, N.Y./Eden
23	Clare Powers	RS-Jr.	OH	6-3	Aptos, Calif./Archbishop Mitty (Saint Mary's)
17	Michaela Putnicki	Fr.	OH	6-1	Monument, Colo./Lewis-Palmer
6	Nia Reed	RS-Jr.	OH	6-1	Fort Lee, N.J./Immaculate Heart Academy
2	Emily Sciorra	So.	DS	5-4	Chantilly, Va./Chantilly
19	Heidi Thelen	Sr.	OPP	6-2	Edgewood, Ky./Notre Dame Academy
15	Haleigh Washington	Sr.	MB	6-3	Colorado Springs, Colo./Doherty
21	Bryanna Weiskircher	RS-Jr.	S	6-0	Rockford, Ill./Boylan Catholic
3	Kendall White	So.	DS	5-5	Indianapolis, Ind./Cathedral

### PRONUNCIATIONS

Detering	DEET-er-ing	Muller	MULL-ler
Thelen	Th-EE-len	Keeton	KEY-ton
Frantti	Fran-TEE	Holcomb	HOLE-comb
Bryanna	Bree-yah-nuh	Sciorra	SHORE-Uh
Weiskircher	Weis-KIR-ch-er		

# 2017 PENN STATE WOMEN'S VOLLEYBALL

## RECORDS vs. 2017 OPPONENTS

### NON-CONFERENCE

Team	W-L	Last
Tennessee-Martin	--	First Meeting
Delaware	3-0	PSU, 3-0 (12/3/11)
West Virginia	28-0	PSU, 3-0 (8/26/16)
Stanford	10-9	STAN, 3-0 (9/4/16)
Texas A&M	3-0	PSU, 3-0 (9/21/90)
Colorado	6-2	COLO, 3-2 (9/3/16)
Yale	9-0	PSU 3-0 (9/13/14)
Wake Forest	1-0	PSU 2-0 (10/27/78)
Ohio	1-0	PSU 3-0 (8/31/08)

### BIG TEN CONFERENCE

Team	W-L	Last
Wisconsin	46-8	WISC, 3-1 I(10/28/16)
Minnesota	46-10	MINN, 3-0 (10/29/16)
Nebraska	10-19	NEB, 3-2 (12/9/16)
Iowa	50-0	PSU, 3-0 (11/5/16)
Illinois	43-10	PSU, 3-1 (11/26/16)
Northwestern	51-9	PSU, 3-0 (11/25/16)
Purdue	54-6	PSU, 3-0 (11/19/16)
Indiana	50-1	PSU, 3-0 (10/15/16)
Michigan	48-5	MICH, 3-2 (10/22/16)
Michigan St.	42-7	PSU, 3-0 (9/30/16)
Ohio St.	47-15	OSU, 3-2 (11/12/16)
Rutgers	29-9	PSU, 3-0 (10/8/16)
Maryland	23-5	PSU, 3-1 (11/11/16)

## PENN STATE'S RECORD WHEN ...

Playing at home.....	6-1
Playing on the road.....	2-0
Playing at a neutral site.....	5-0
Current streak.....	W3
Big Ten matches.....	3-1
Non-conference matches.....	10-0
In three-set matches.....	9-1
In four-set matches.....	2-0
In five-set matches.....	2-0
When winning the first set.....	11-0
When losing the first set.....	2-1
When winning the second set.....	10-0
When losing the second set.....	0-1
Hitting .300 +.....	11-0
Hitting .200 -.299.....	2-1
Out-hitting a team.....	13-0
Out-hit by a team.....	0-1
Playing a ranked team.....	2-1
Playing an unranked team.....	11-0
On TV.....	0-1
In August.....	3-0
In September.....	10-1
In October.....	0-0
In November.....	0-0



**RUSS ROSE**  
HEAD COACH

ASSOCIATE HEAD COACH  
Salima Rockwell  
ASSISTANT COACH  
Craig Dyer  
DIRECTOR OF OPERATIONS  
Jon Parry  
VOLUNTEER ASSISTANT  
Dennis Hohenshelt



**GEOFF CARLSTON**  
BUCKEYES' HEAD COACH

ASSOCIATE HEAD COACH  
Susan Halverson-Maloney  
ASSISTANT COACH  
Ben Spurlock  
DIRECTOR OF OPERATIONS  
Caitlin Insana  
VOLUNTEER ASSISTANT  
Chris Gonzalez



**STEVE AIRD**  
TERPS' HEAD COACH

ASSOCIATE HEAD COACH  
Adam Hughes  
ASSISTANT COACH  
Kristin Carpenter  
DIRECTOR OF OPERATIONS  
Kyle Thompson  
VOLUNTEER ASSISTANT  
Steve Semler

## NEWS & NOTES

### FOR OPENERS

The Nittany Lions open their 42nd season of volleyball with Coach Russ Rose directing the program since 1979. Penn State is one of only two programs to compete in all 36 NCAA Tournaments since 1981 and Rose has been at the helm of the program for its seven National Championships.

### 2017 MATCHES BY MONTH

Here's a quick snapshot of the Nittany Lions' month-by-month schedule for 2017.

	August	September	October	November
Away	3	4	4	4
Home		7	4	3
Nonconference	3	7	--	--
Big Ten	--	4	8	7

### NITTANY LIONS MONTH - BY-MONTH UNDER ROSE

Here's a breakdown of the Nittany Lions' record in each month.

	August	September	October	November
Since 1979	53-6.....898	389-55.....876	392-51.....885	298-51.....854

### RECORD AGAINST 2017 OPPONENTS

Penn State owns a 600-115 (.839) combined series record against its 2017 opponents, including a 454-66 (.873) mark in Big Ten matches since joining the conference in 1991. The Nittany Lions own a 539-104-1 (.840) mark all-time against current Big Ten opponents.

### ALL-TIME CAREER KILLS LEADERBOARD

Rank	TK	Name, Year
1.	2,282	Lori Barberich, 1981-84
23.	1,114	Arielle Wilson, 2007-10
24.	<b>1,107</b>	<b>ALI FRANTTI, 2014-PRES.</b>
25.	1,069	Zeynep Ton, 1992-95
26.	1,016	Cassy Salyer, 2003-06
	<b>993</b>	<b>SIMONE LEE, 2014-PRES.</b>

### WEEKLY HONORS:

**HALEIGH WASHINGTON** - Big Ten Player of the Week (Week of Oct. 2); Big Ten Player of the Week, Sports Impact/AVCA National Player of the Week (Week of Sept. 4)

**SIMONE LEE** - Big Ten Player of the Week (Week of Sept. 18)

**ALI FRANTTI** - Big Ten Player of the Week (Week of Sept. 11)

**ABBY DETERING** - espnW National Player of the Week, PrepVolleyball.com Player of the Week (Week of Sept. 4)

# 2017 PENN STATE WOMEN'S VOLLEYBALL

## SCOUTING THE BUCKEYES

Series: PSU leads 47-15

### Last Three Matches

Date	Site	Result
11/12/16	A	L, 2-3
10/19/16	H	W, 3-0
10/30/15	H	W, 4-0

### By the Numbers

At PSU	24-5
At Ohio State	20-9
Neutral	3-1
Current streak	PSU, L1

### Tale of the Tape

PSU	OSU
13-1, 3-1	Record 9-6, 2-2
14.21	K/S 14.23
.357	Hitting % .258
12.75	D/S 15.75
2.80	B/S 2.23

## SCOUTING THE TERPS

Series: Penn State leads, 23-5-1

### Last Match

Date	Site	Result
11/11/16	A	W, 3-1
11/21/15	H	W, 3-0
11/05/15	A	W, 3-1

### By the Numbers

at Penn State	PSU leads, 10-0
at Maryland	3-4
at neutral sites	8-3-1
Current streak	PSU, W20

### Tale of the Tape

PSU	UMD
13-1, 3-1	Record 12-4, 1-3
14.21	K/S 13.19
.357	Hitting % .257
12.75	D/S 12.96
2.80	B/S 2.40

### LAST TIME OUT VS. OHIO STATE

- Then-ranked No. 10 Penn State fell in five sets to the Ohio State Buckeyes, 3-2 (23-25, 25-15, 25-19, 22-25, 16-18) on Nov. 12, 2016

- Penn State outmatched Ohio State at the service line, with a 7-3 edge in service aces. Abby Detering posted a team-best three, while Haleigh Washington and Laura Broerman added two each.

- The Nittany Lions also managed to out-do Ohio State in the blocking game, 7-6. Washington had a match-best four blocks, while Tori Gorrell added three of her own. Heidi Thelen had two blocks, while Ali Frantti and Abby Detering each had a block assist.

- Three Nittany Lions in Haleigh Washington, Simeon Lee and Heidi Thelen posted double-figure kills in the match. Washington and Lee each had 19, while Thelen added 11. Washington led the team in hitting efficiency at a .621 clip.

- Haleigh Washington: Washington charted a team-high 19 kills on a match-best .621 attacking. She also posted a match-high four blocks and added a pair of aces.

- Simone Lee: Lee logged a team-high 19 kills along with four digs and a rejection. This was the 25th time in 2016 that Lee has led Penn State in kills.

- Heidi Thelen: Thelen posted 11 kills in the match while adding a pair of blocks. Her .346 hitting percentage was good for second on the team.

### LAST TIME OUT VS. MARYLAND

- Then-ranked No. 10 Penn State defeated the Maryland Terrapins in four sets on Nov. 11, 2016, 3-1 (21-25, 25-22, 25-18, 25-18)

- Four Nittany Lions posted double-figure digs in the match. Freshman libero Kendall White led the way with 19. Redshirt sophomore setter Bryanna Weiskircher added 16, junior outside hitter Ali Frantti contributed 14, while sophomore defensive specialist Keeton Holcomb added 10. It marked the first time this season that four players have reached double-figure dig totals in the same match.

- Penn State outmatched Maryland at the service line, with an 8-1 advantage in service aces. Frantti, Washington and Weiskircher posted a pair of aces, while White and senior defensive specialist Laura Broerman added one each.

- The Nittany Lions posted 12 team blocks in the match. Washington led the way with nine, while junior right side Heidi Thelen had four of her own. Frantti and Lee had three each, while Weiskircher and redshirt freshman Tori Gorrell added a pair each.

- Heidi Thelen: Thelen posted 10 kills on .321 hitting, the best percentage among regular hitters for the Nittany Lions. Additionally, she posted four blocks, the second most on the team.

- Haleigh Washington: Washington charted a team-high nine blocks and eight kills in the match. She added four digs a pair of aces.

- Simone Lee: Lee tallied a team-high 17 kills along with five digs and three blocks. This was the 24th time in 2016 that Lee has led Penn State in kills.

## 2017 NITTANY LIONS BROADCAST & LIVE AUDIO

### NITTANY LIONS ON TV

There's no need to worry this year if you can't follow Penn State on the road or make it to every home match. As one of the nation's top volleyball programs, Penn State has earned regional and national exposure. This year, the Nittany Lions will be on television at least six times on the Big Ten Network with matches available via live stream on GoPSUsports.com or on BTN Plus.

### PENN STATE WOMEN'S VOLLEYBALL TV MATCH SCHEDULE

DATE	OPPONENT	TIME	TV
Friday, Sept. 22	vs. Nebraska	8 p.m.	BTN
Friday, Oct. 13	vs. Michigan State	7 p.m.	BTN
Friday, Oct. 20	at Purdue	8 p.m.	BTN
Wednesday, Oct. 25	vs. Wisconsin	7 p.m.	BTN
Wednesday, Nov. 1	at Michigan State	7 p.m.	BTN
Wednesday, Nov. 8	at Iowa	9 p.m.	BTN

All times are Eastern.

### PENN STATE CONTINUES LIVE AUDIO IN 2017

Continuing in 2017, Penn State fans worldwide will be able to tune into a live audio broadcast. The audio broadcast will be available exclusively on GoPSUsports.com and offered to fans free of charge.

# 2017 PENN STATE WOMEN'S VOLLEYBALL

## AVCA TOP 25 COACHES' POLL

Poll #6 • Oct. 2, 2017

NO.	SCHOOL	PTS.	RECORD	LW
1	FLORIDA (60)	1596	11-0	1
2	STANFORD (2)	1476	11-2	2
3	PENN STATE (2)	1469	13-1	3
4	NEBRASKA	1385	11-3	8
5	TEXAS	1378	11-2	5
6	MINNESOTA	1271	13-2	3
7	WISCONSIN	1165	11-2	7
8	BYU	1128	15-1	9
9	WASHINGTON	1042	13-2	6
10	KENTUCKY	1024	12-2	10
11	KANSAS	940	14-2	11
12	CREIGHTON	791	11-4	14
13	UCLA	778	9-4	13
14	MICHIGAN STATE	724	11-2	16
15	USC	700	12-3	20
16	OREGON	688	9-3	12
17	UTAH	595	12-3	15
18	PURDUE	527	13-2	19
19	SAN DIEGO	509	10-4	17
20	IOWA STATE	433	11-2	18
21	NORTHERN IOWA	284	14-4	22
22	MICHIGAN	229	12-4	23
23	COLORADO STATE	188	14-2	24
24	WICHITA STATE	132	12-3	25
25	COLORADO	121	12-3	NR

**RECEIVING VOTES:** CAL POLY 54; WESTERN KENTUCKY 53; FLORIDA STATE 24; ILLINOIS 24; BAYLOR 19; OHIO STATE 9; NOTRE DAME 5

\*2017 opponents underlined.

## PRESENCE IN THE COACHES' POLL

Aug. 9: #6      Oct. 2: #3  
 Aug. 28: #5  
 Sept. 4: #3  
 Sept. 11: #2  
 Sept. 18: #2  
 Sept. 25: #3

## 2017 BIG TEN STANDINGS

(As of 10/3/2017)

Team	Big Ten Record	Pct.	Overall Record	Pct.
Michigan State	4-0	1.00	11-2	.846
Nebraska	4-0	1.00	11-3	.786
Penn State	3-1	.750	13-1	.929
Purdue	3-1	.750	13-2	.867
Illinois	3-1	.750	12-3	.800
Minnesota	2-2	.500	13-2	.867
Wisconsin	2-2	.500	11-2	.846
Michigan	2-2	.500	12-4	.750
Ohio State	2-2	.500	9-6	.600
Maryland	1-3	.250	12-4	.750
Iowa	1-3	.250	12-5	.706
Northwestern	1-3	.250	11-5	.688
Indiana	0-4	.000	11-5	.688
Rutgers	0-4	.000	5-11	.313

### LEE POSTS RECORD DAY IN WIN OVER TEXAS A&M

Simone Lee put down 30 kills for just the second time in her career as she helped the Nittany Lions to a 3-2 win over Texas A&M in the Aggies' home arena. Lee (Menomonee Falls, Wis.) found her offensive rhythm early against the Aggies and tallied 12 kills through the first two sets alone. The senior finished the match with 30 at a clip of .456. She was reliable through each set, providing offense both in the front row and with a thundering back row attack.

### AVCA POLL: RELEASE #6

Penn State stayed at No. 3 in the nation with the AVCA Poll released Oct. 2.

### RECORD AGAINST 2017 OPPONENTS

Penn State owns a 600-115 (.839) combined series record against its 2017 opponents, including a 454-66 (.873) mark in Big Ten matches since joining the conference in 1991. The Nittany Lions own a 539-104-1 (.840) mark all-time against current Big Ten opponents.

### HOME COURT ADVANTAGE

Including a 16-2 mark in 2016, Penn State owns a 611-38 (.942) all-time record at home in Rec Hall. Penn State is 269-22 all-time against current Big Ten opponents at Rec Hall. Only the Buckeyes have defeated the Nittany Lions on their home court more than three times in program history, having topped PSU five times. Illinois, Minnesota, Michigan State and Nebraska are the only four teams to beat PSU at home more than once.

### BIG TEN COACHES SELECT PENN STATE TO WIN 2017 CONFERENCE TITLE

Penn State opens the season ranked No. 1 in the Big Ten Preseason Poll, released by the conference early this week. The Big Ten Preseason poll is selected by votes from all 14 conference head coaches.

### PRESEASON ALL-BIG TEN NITTANY LIONS

Seniors Ali Frantti, Simone Lee and Haleigh Washington have been named to the 2017 Preseason Big Ten Volleyball Team. It's the third time Frantti and Washington have earned the preseason honors and the first year for Lee to be included on the list.

### MR. 1,200

With a 3-0 win over Michigan State on Sept. 30, 2016, Russ Rose became the first active Division I volleyball coach to reach the 1,200-win mark. Rose holds the title of winningest coach in Division I, tallying a 1,213-196 record to date. Following the retirement of Hawaii's Dave Shoji, Rose is the only active coach with 1,200 or more Division I wins. Along with Shoji and former UCLA head coach Andy Banachowski, the three are the only DI coaches in NCAA women's volleyball coaching history to total 1,100 or more DI victories.

### AVCA ALL-AMERICANS

Two Nittany Lions were selected to the AVCA DI All-America teams in 2016. Haleigh Washington and Simone Lee both landed on the first team, marking Washington's second selection and Lee's first.

Penn State has earned at least three selections to one of the three AVCA All-America teams in 10 of the last 11 seasons, bolstering the Nittany Lions' total number of All-America honors to 91 since 1979. Hall of Fame head coach Russ Rose has also mentored at least one All-American in 37 of his 38 seasons at Penn State.

### LEE, WASHINGTON, FRANTTI GARNER AVCA ALL-REGION RECOGNITION

A trio Penn State women's volleyball juniors were named to the AVCA Northeast Region team. Outside hitter Simone Lee and middle blocker Haleigh Washington were both named to the regional team with Lee earning her first honors and Washington her second consecutive nod. Classmate Ali Frantti was named an honorable mention. The three all-region honors brings Penn State's total number of selections to 93 in program history.

### FOUR NITTANY LIONS GARNER POSTSEASON B1G HONORS

Penn State saw four members of the team land postseason Big Ten honors, with Simone Lee and Haleigh Washington both earning unanimous All-Big Ten honors as juniors, while Tori Gorrell and Kendall White made the All-Freshmen Team.

The honor marked Lee's first time being named to the All-Big Ten Team. Washington's selection marks her fourth annual Big Ten honor – she was a unanimous All-Big Ten selection in 2015 and named B1G Freshman of the Year as well as a member of the All-Big Ten Team in 2014. Lee and Washington became Penn State's 80th and 81st All-Big Ten performers. The duo were two of 10 unanimous selections. Gorrell and White were the 18th and 19th Big Ten All-Freshman Team selections.

# 2017 PENN STATE WOMEN'S VOLLEYBALL



## RUSS ROSE AT A GLANCE

It's been nearly four decades since Russ Rose arrived on campus. Entering his 39th season, the AVCA Hall of Fame head coaches' record-setting seven NCAA national titles and 16 Big

Ten championships speak directly to the confidence and character he's passed along throughout his career.

As each year passes, his list of accomplishments continue to swell, but a quick snapshot of his legendary tenure might read something like this: The leader of a women's volleyball powerhouse who's kept his program among the nation's elite for nearly 40 years, guiding his teams to a record-setting seven NCAA national titles, including an unprecedented four consecutive championships from 2007-10. Along with 16 Big Ten titles, his program is one of only two women's volleyball schools to compete in all 36 NCAA Division I Women's Volleyball National Championship events. He's produced four AVCA National Players of the Year, 13 Big Ten Conference Players of the Year and at least one AVCA All-American in 37 of 38 seasons. His student-athletes excel in the classroom as well, with an outstanding 182 Academic All-Big Ten selections and 12 Academic All-Americans who have earned 18 selections.

## BY THE NUMBERS ...

NO. 1  
All-Time Winning Percentage (.861) among active DI coaches

36  
Straight NCAA Tournament appearances

16  
Big Ten titles in 23 years

182  
Academic All-Big Ten selections in 23 years

21  
Conference Players of the Year in last 28 years

At least 1 All-American in 37-of-38 seasons

- 2007 AVCA Hall of Fame Inductee

- 2005 USA Volleyball All-Time Great Coach Honoree

- 2000 US Olympic Committee Coach of the Year

- Five-time AVCA Coach of the Year

1997, 1999, 2007, 2008, 2013

- Six-time AVCA Midwest Region Coach of the Year

1996, 2007, 2008, 2009, 2010, 2012

- Three-time Volleyball Monthly Coach of the Year

1990, 1993, 1999

- Seven-time Midwest Region Coach of the Year

1990, 1992, 1993, 1994, 2007, 2008, 2012

- 14-time Big Ten Conference Coach of the Year

1992, 1993, 1996, 1997 (co), 1998, 2003 (co),

2005, 2006, 2007, 2008, 2009, 2010, 2012, 2013

- 1996 District II Coach of the Year

- Six-Time Atlantic 10 Coach of the Year

- Five-time Northeast Region Coach of the Year

- National Jewish Sports Hall of Fame

- 2010 USAV Leader in Volleyball

## WASHINGTON A COSIDA ACADEMIC ALL-AMERICAN

Penn State's Haleigh Washington earned third-team CoSIDA Academic All-America honors during the 2016 season for her second overall Academic All-America selection after being named to the second team in 2015.

Washington was selected from a group of more than 40 student-athletes who earned academic all-district honors earlier this season. Washington was the 18th Nittany Lion in program history to earn Academic All-America honors and Penn State's 195th overall selection. Penn State's 195 All-America selections rank fifth among all programs and fourth among Division I schools.

## VOLLEYBALL MAGAZINE ALL-AMERICANS

Penn State earned two Volleyball Magazine All-America selections for the third consecutive year. Simone Lee was named to the second team, while Haleigh Washington took home third-team honors.

## 15-STRAIGHT

After opening the season at 2-3, the Nittany Lions put together its longest win streak of the past two seasons, winning 15 straight matches spanning from Sept. 9 until Oct. 22, when Penn State dropped a tough five-setter to then-No. 16 Michigan. The 15-match win streak was the second longest in the country during the span, topped only by No. 5 San Diego (16 straight). During the win streak, Penn State dropped only three total sets, knocking off five ranked opponents during the span including then-No. 1 Minnesota. Additionally, the streak beat the team's longest win streak in 2015, in which Penn State won its first 13 matches.

## LEE ETCHES MARKS IN SINGLE-SEASON RECORDS

With her seventh kill against Northwestern on Nov. 25, junior Simone Lee etched her name in the Penn State record books, cracking the top-five for single season kills in the 25-point rally scoring era. Lee finished the season with 503 total kills following a 20-kill outing in the NCAA regional semifinal against Nebraska. With 14 kills against Pitt in the second round of the NCAA Tournament, Lee sprang into third place on the single-season leaderboard. Her kills per set (4.16) also ranks third on Penn State's single-season chart.

## 25-POINT RALLY SCORING

SINGLE-SEASON TOTAL KILLS			KILLS PER SET		
Rank	K	Name, Year	Rank	Avg	Name, Year
1.	560	Megan Hodge, 2009	1.	4.67	Megan Hodge, 2009
2.	521	Blair Brown, 2010	2.	4.24	Blair Brown, 2010
<b>3.</b>	<b>503</b>	<b>SIMONE LEE, 2016</b>	<b>3.</b>	<b>4.16</b>	<b>SIMONE LEE, 2016</b>
4.	470	Megan Hodge, 2008	4.	4.09	Megan Hodge, 2008
5.	469	Ariel Scott, 2012	5.	3.78	Nicole Fawcett, 2008

## NITTANY LIONS AMONG NATION'S ELITE IN EFFICIENCY IN 2016

Penn State has been extremely successful keeping its offense among the top in the country. The Nittany Lions ranked first in the Big Ten and fourth in Division I in hitting efficiency, attacking a .290 clip. Junior Haleigh Washington continued to be one of the most consistent offensive threats in the country in 2016, ranked among the best in the nation in hitting efficiency. Hitting at a .430 clip in all matches in 2016, the Colorado Springs, Colorado, product led the Big Ten and ranked third among NCAA Division I players in hitting percentage.

The Nittany Lions not only excelled at having one of the most efficient offenses in the country, but also at limiting those of the opposition. PSU ranks 48th nationally and ranks second in the Big Ten in limiting opponents hitting, holding foes to a .173 clip. The team also has contributed an impressive blocking performance thus far, finishing regular season action averaging 2.53 blocks per set, good for fourth in the conference and 35th nationally.

## SWEEPING VICTORIES

Penn State earned 19 of its 24 (79%) victories during the 2016 season by way of a 3-0 sweep. Penn State also limited five teams in Georgia Southern, Siena, Rhode Island, Rutgers and LIU Brooklyn to under 40 total points. The Nittany Lions limited LIU Brooklyn to just 30 points in the first round of the NCAA tournament, marking a season low for Penn State's points against.

## STREAKING!

Penn State holds the four of the top-five winning streaks in Big Ten history. Penn State's most recent record-setting streak of 65 consecutive matches began on Nov. 11, 2006 and ended on Sept. 24, 2010 at Illinois, the longest streak in league history. Penn State's other two conference winning streaks were 49 matches and 41. Penn State's 33-match winning streak, dating back to Oct. 17, 2014 was snapped during the 2015 season in a 3-2 loss to

# 2017 PENN STATE WOMEN'S VOLLEYBALL

## MILESTONE TRACKER

### CAREER KILLS

MILESTONE	NAME	# TO GO
300 Kills	Tori Gorrell (236)	64
400 Kills	Heidi Thelen (319)	81
1,000 Kills	Simone Lee (993)	7
	Haleigh Washington (929)	71
1,200 Kills	Ali Frantti (1107)	93

### CAREER BLOCKS

MILESTONE	NAME	# TO GO
100 Blocks	Abby Detering (76)	24
	Bryanna Weiskircher (86)	14
200 Blocks	Tori Gorrell (147)	53
	Simone Lee (165)	35
	Ali Frantti (197)	3
300 Blocks	Heidi Thelen (211)	89
500 Blocks	Haleigh Washington (466)	44

### CAREER DIGS

MILESTONE	NAME	# TO GO
100 Digs	Lainy Pierce (96)	4
200 Digs	Haleigh Washington (192)	8
300 Digs	Abby Detering (270)	30
400 Digs	Simone Lee (355)	45
500 Digs	Bryanna Weiskircher (433)	67
600 Digs	Keeton Holcomb (500)	100
700 Digs	Ali Frantti (672)	28
	Kendall White (673)	27

## 2017 20-KILL PERFORMANCES

### SIMONE LEE

KILLS	OPPONENT	DATE
30	AT TEXAS A&M	9/2/17
21	VS. STANFORD	9/9/17
22	VS. IOWA	9/23/17

### ALI FRANTTI

20	VS. STANFORD	9/9/17
----	--------------	--------

## 2017 DOUBLE-DOUBLE PERFORMANCES

Detering, Abby	28 assists, 10 digs; IOWA, Sep 23, 2017
Frantti, Ali	10 kills, 14 digs; vs Stanford, Sep 01, 2017
Frantti, Ali	16 kills, 13 digs; at Texas A&M, Sep 02, 2017
Lee, Simone	11 kills, 12 digs; vs DELAWARE, Aug 26, 2017
Lee, Simone	15 kills, 13 digs; NEBRASKA, Sep 22, 2017
Lee, Simone	22 kills, 10 digs; IOWA, Sep 23, 2017
Washington, Haleigh	11 kills, 10 blocks; vs Stanford, Sep 09, 2017
Weiskircher, Bryanna	22 assists, 11 digs; vs Stanford, Sep 01, 2017
Weiskircher, Bryanna	31 assists, 11 digs; at Texas A&M, Sep 02, 2017
Weiskircher, Bryanna	27 assists, 10 digs; vs Colorado, Sep 08, 2017
Weiskircher, Bryanna	29 assists, 12 digs; vs Stanford, Sep 09, 2017
Weiskircher, Bryanna	25 assists, 12 digs; IOWA, Sep 23, 2017

## THE LAST TIME A NITTANY LION ...

Had 30 or more kills.....	30 - Simone Lee vs. Stanford (9/1/17)
Had 10 or more blocks .....	10 - Haleigh Washington vs. Stanford (9/9/17)
Had eight or more aces .....	8 - Micha Hancock at Maryland (11/22/14)
Had 30 or more digs .....	32 - Kendall White vs. Nebraska (11/4/16)
Had 80 or more assists.....	82 - Samantha Spink vs. Illinois (11/24/95)
Hit .800 or better (min. 12 kills).....	.929 (13-0-14) A. Wilson vs. St. Francis (9/19/09)

## THE LAST TIME PENN STATE ...

### VS. NON-CONFERENCE OPPONENTS (REGULAR-SEASON MATCHES)

Won a match .....	vs. Ohio, 9/16/17 (25-15, 25-15, 25-19)
Lost a match .....	vs. Stanford, 9/4/16 (24-26, 18-25, 22-25)
Won at home .....	vs. Ohio, 9/16/17 (25-15, 25-15, 25-19)
Lost at home .....	vs. North Carolina, 8/27/16 (16-25, 25-22, 21-25, 25-23 15-9)
Won 3-0 at home .....	vs. Ohio, 9/16/17 (25-15, 25-15, 25-19)
Lost 3-0 at home.....	vs. UC-Santa Barbara, 9/18/86 (1-15, 7-15, 13-15)
Won 3-0 on the road .....	vs. Colorado, 9/08/17 (25-22, 25-18, 25-21)
Lost 3-0 on the road .....	vs. Stanford, 9/4/16 (24-26, 18-25, 22-25)

### VS. BIG TEN OPPONENTS (REGULAR-SEASON MATCHES)

Won a match .....	vs. Northwestern, 9/30/17 (26-24, 25-14, 25-14)
Lost a match .....	vs. Nebraska, 9/22/17 (24-26, 19-25, 20-25)
Won at home .....	vs. Northwestern, 9/30/17 (26-24, 25-14, 25-14)
Lost at home .....	vs. Nebraska, 9/22/17 (24-26, 19-25, 20-25)
Won 3-0 at home .....	vs. Northwestern, 9/30/17 (26-24, 25-14, 25-14)
Lost 3-0 at home.....	vs. Nebraska, 9/22/17 (24-26, 19-25, 20-25)
Won 3-0 on the road .....	at Indiana, 10/15/16 (25-16, 25-18, 25-18)
Lost 3-0 on the road .....	at Nebraska, 11/16/16 (17-25, 14-25, 22-25)

### ALL MATCHES

Won a match .....	vs. Northwestern, 9/30/17 (26-24, 25-14, 25-14)
Lost a match .....	vs. Nebraska, 9/22/17 (24-26, 19-25, 20-25)
Won at home .....	vs. Northwestern, 9/30/17 (26-24, 25-14, 25-14)
Lost at home .....	vs. Nebraska, 9/22/17 (24-26, 19-25, 20-25)
Won 3-0 at home .....	vs. Northwestern, 9/30/17 (26-24, 25-14, 25-14)
Lost 3-0 at home.....	vs. Nebraska, 9/22/17 (24-26, 19-25, 20-25)
Won 3-0 on the road .....	vs. Colorado, 9/08/17 (25-22, 25-18, 25-21)
Lost 3-0 on the road .....	at Nebraska, 11/16/16 (17-25, 14-25, 22-25)

## PACKING REC HALL ONCE AGAIN

Penn State closed out the regular season as one of the nation's leaders in attendance, ranking top five in the country with an average of 3,385 fans per match at the end of the regular season with other Big Ten schools, Nebraska, Wisconsin and Minnesota. (Figures provided by the NCAA at the end of the 2016 regular season) Penn State highlighted the year with a sold out crowd of 5,564 against Nebraska.

The Big Ten led all Division I conferences in overall and average attendance, averaging 2,770 fans per match with the Pac-12 ranking second with an average of 1,399 followed by the Big 12 in third at 1,370.

	TOTAL	AVG.	HOME		TOTAL	AVG.	HOME
SCHOOL	ATTEN.	ATTEN.	DATES	SCHOOL	ATTEN.	ATTEN.	DATES
1 Nebraska	155,986	8,210	19	16 Colorado St.	31,427	2,245	14
2 Hawaii	128,414	6,759	19	17 UNI	31,290	2,086	15
3 Wisconsin	94,829	5,927	16	18 Iowa	30,695	1,918	16
4 Minnesota	82,190	4,835	17	19 Stanford	29,558	1,847	16
<b>5 Penn St.</b>	<b>60,927</b>	<b>3,385</b>	<b>18</b>	20 Louisville	29,482	1,965	15
6 Michigan St.	53,895	2,994	18	21 Oregon	29,253	1,625	18
7 Texas	43,806	2,434	18	22 Wichita St.	27,163	2,264	12
8 Purdue	40,593	2,537	16	23 Michigan	25,905	1,439	18
9 Kansas St.	36,063	2,121	17	24 Colorado	24,014	1,601	15
10 Missouri	35,652	2,547	14	25 Duke	23,593	1,388	17
11 Illinois	33,614	2,586	13	26 Ohio	23,162	2,106	11
12 BYU	32,217	1,895	17	27 Ohio State	22,279	1,714	13
13 Washington	31,628	2,259	14	28 Utah	20,259	1,447	14
14 Iowa St.	31,543	2,426	13	29 Kentucky	20,194	1,553	13
15 North Carolina	31,506	2,100	15	30 New Mexico	19,961	1,248	16

# 2017 PENN STATE WOMEN'S VOLLEYBALL

## 2017 INDIVIDUAL MATCH-BY-MATCH LEADERS

DATE	OPP.	KILLS	ATTACKS	ACES	ASSISTS	DIGS	BLOCKS
Aug. 25	vs. UT Martin	Lee - 10	Lee - 16	Detering/Weiskircher - 2	Weiskircher - 27	Lee - 8	Thelen - 5
Aug. 26	vs. Delaware	Lee - 11	Lee - 21	Three tied at 1	Weiskircher - 24	Lee - 12	Detering - 4
Aug. 26	at West Va.	Lee - 12	Lee - 22	Three tied at 1	Weiskircher - 20	White - 11	Thelen - 5
Sept. 1	vs. #1 Stanford	Lee/Detering -11	Lee - 39	Frantti/Weiskircher - 2	Detering - 23	White - 20	Washington - 7
Sept. 2	at Texas A&M	Lee - 30	Lee - 57	Weiskircher - 3	Detering - 32	White - 15	Washington - 6
Sept. 8	vs. Colorado	Frantti - 17	Lee - 33	Lee - 2	Weiskircher - 27	White - 14	Gorrell - 3
Sept. 9	vs. #4 Stanford	Lee - 21	Lee - 48	Detering - 2	Weiskircher - 29	White - 22	Washington - 10
Sept. 15	Yale	Lee - 10	Lee - 21	White - 4	Weiskircher - 15	Detering - 11	Washington - 7
Sept. 16	Wake Forest	Lee - 10	Lee - 11	Lee - 5	Weiskircher - 24	White - 5	Washington - 7
Sept. 16	Ohio	Lee - 12	Lee - 22	Washington - 3	Weiskircher - 38	White - 12	Washington - 4
Sept. 22	#14 Nebraska	Lee - 15	Lee - 39	N/A	Detering - 20	Lee - 13	Washington - 4
Sept. 23	Iowa	Lee - 22	Lee - 44	Detering - 4	Detering - 28	White/Weiskircher - 12	Washington - 6
Sept. 29	Illinois	Washington-11	Lee- 22	Washington/Weiskircher- 2	Detering- 21	White-9	Thelen-2
Sept. 30	Northwestern	Lee- 12	Washington- 19	Detering- 2	Detering- 21	White- 13	Franti- 2

## TEAM MATCH-BY-MATCH STAT COMPARISON \*Penn State/Opponent

Date	Opponent	Score	Kills	Errors	TA	Hit%	Assists	SA	SE	RE	Digs	Blocks	BS	BA	BE	BHE
Aug 25, 2017	vs UT-Martin	3-0	43 / 15	12 / 18	78 / 79	.397 / -.038	41 / 14	6 / 1	5 / 6	1 / 6	40 / 22	9.0 / 2.0	4 / 2	10 / 0	0 / 0	1 / 2
Aug 26, 2017	vs DELAWARE	3-0	48 / 18	8 / 15	77 / 82	.519 / .037	43 / 18	3 / 1	11 / 7	1 / 3	38 / 19	6.0 / 2.0	1 / 0	10 / 4	0 / 1	1 / 3
Aug 26, 2017	at West Virginia	3-0	42 / 24	6 / 23	73 / 94	.493 / .011	40 / 24	3 / 2	3 / 5	2 / 3	38 / 22	9.0 / 3.0	3 / 1	12 / 4	1 / 1	1 / 2
Sep 01, 2017	vs Stanford	3-1	53 / 60	16 / 26	144 / 159	.257 / .214	51 / 59	4 / 3	4 / 11	3 / 4	65 / 68	12.0 / 7.0	2 / 1	20 / 12	1 / 5	1 / 0
Sep 02, 2017	at Texas A&M	3-2	71 / 68	19 / 21	160 / 157	.325 / .299	69 / 64	6 / 7	8 / 12	7 / 6	59 / 63	9.0 / 11.0	1 / 1	16 / 20	1 / 8	3 / 1
Sep 08, 2017	vs Colorado	3-0	53 / 36	18 / 10	114 / 98	.307 / .265	49 / 35	4 / 1	6 / 6	1 / 4	48 / 38	5.0 / 9.0	1 / 4	8 / 10	2 / 1	0 / 1
Sep 09, 2017	vs Stanford	3-2	64 / 60	26 / 31	146 / 156	.260 / .186	58 / 56	4 / 3	12 / 11	3 / 4	59 / 44	20.0 / 12.0	5 / 3	30 / 18	2 / 1	0 / 2
Sep 15, 2017	YALE	3-0	38 / 29	7 / 19	72 / 89	.431 / .112	33 / 29	7 / 0	5 / 11	0 / 7	36 / 24	13.0 / 3.0	2 / 0	22 / 6	1 / 0	0 / 0
Sep 16, 2017	WAKE FOREST	3-0	38 / 25	8 / 20	60 / 66	.500 / .076	35 / 24	8 / 1	4 / 8	1 / 8	21 / 10	11.0 / 3.0	2 / 0	18 / 6	3 / 3	0 / 1
Sep 16, 2017	OHIO	3-0	43 / 27	11 / 18	81 / 93	.395 / .097	43 / 26	6 / 6	3 / 6	6 / 6	41 / 24	7.0 / 6.0	2 / 4	10 / 4	0 / 0	1 / 1
Sep 22, 2017	NEBRASKA	0-3	38 / 59	13 / 16	110 / 124	.227 / .347	37 / 53	0 / 0	4 / 7	0 / 0	43 / 51	6.5 / 7.0	0 / 0	13 / 14	2 / 3	0 / 1
Sep 23, 2017	IOWA	3-1	61 / 53	12 / 24	134 / 144	.366 / .201	59 / 53	5 / 1	7 / 6	1 / 5	60 / 54	11.0 / 6.0	2 / 1	18 / 10	1 / 1	1 / 2
Sep 29, 2017	ILLINOIS	3-0	42 / 41	12 / 21	89 / 100	.337 / .200	36 / 39	6 / 0	5 / 7	0 / 6	30 / 32	7.0 / 9.0	2 / 0	10 / 18	0 / 2	0 / 0
Sep 30, 2017	NORTHWESTERN	3-0	48 / 38	7 / 19	83 / 96	.494 / .198	43 / 37	3 / 3	4 / 6	3 / 3	34 / 25	9.0 / 4.0	3 / 0	12 / 8	1 / 4	0 / 0

Note: Match totals are displayed in the format TEAM/OPPONENT for each category



# 2017 PENN STATE WOMEN'S VOLLEYBALL

## 2017 PENN STATE COMBINED STATS

Overall record: 13-1 Conf: 3-1 Home: 6-1 Away: 2-0 Neutral: 5-0

#	Player	sp	Attack				pct	Set		Serve			Dig			Blocking					points	
			k	k/s	e	ta		a	a/s	sa	se	sa/s	re	dig	dig/s	bs	ba	total	blk/s	be		bhe
22	Lee, Simone	48	197	4.10	54	413	.346	2	0.04	10	9	0.21	12	94	1.96	3	20	23	0.48	3	0	220.0
15	Washington, Haleigh	48	128	2.67	15	224	.504	2	0.04	9	11	0.19	0	31	0.65	8	63	71	1.48	5	2	176.5
5	Frantti, Ali	47	118	2.51	36	277	.296	8	0.17	5	12	0.11	5	80	1.70	8	14	22	0.47	0	0	138.0
7	Detering, Abby	48	76	1.58	19	155	.368	259	5.40	15	15	0.31	0	76	1.58	2	31	33	0.69	3	2	108.5
19	Thelen, Heidi	44	63	1.43	11	121	.430	1	0.02	0	0	0.00	1	9	0.20	5	39	44	1.00	1	0	87.5
11	Gorrell, Tori	35	35	1.00	10	73	.342	2	0.06	0	0	0.00	0	4	0.11	2	24	26	0.74	2	0	49.0
6	Reed, Nia	32	41	1.28	20	104	.202	0	0.00	0	0	0.00	0	8	0.25	0	15	15	0.47	1	0	48.5
21	Weiskircher, Bryanna	48	11	0.23	3	22	.364	327	6.81	12	16	0.25	0	105	2.19	1	3	4	0.08	0	4	25.5
3	White, Kendall	48	1	0.02	2	3	-.333	33	0.69	11	6	0.23	7	173	3.60	0	0	0	0.00	0	1	12.0
17	Putnicki, Michaela	3	6	2.00	2	14	.286	0	0.00	0	1	0.00	0	3	1.00	0	0	0	0.00	0	0	6.0
23	Powers, Clare	3	4	1.33	1	7	.429	0	0.00	0	1	0.00	0	3	1.00	1	0	1	0.33	0	0	5.0
8	Pierce, Lainy	29	0	0.00	0	1	.000	2	0.07	2	0	0.07	1	14	0.48	0	0	0	0.00	0	0	2.0
10	May, Cami	2	2	1.00	2	7	.000	0	0.00	0	0	0.00	0	0	0.00	0	0	0	0.00	0	0	2.0
9	Halterman, Jennifer	5	0	0.00	0	0	.000	0	0.00	1	2	0.20	0	1	0.20	0	0	0	0.00	0	0	1.0
14	Krause, Kristin	3	0	0.00	0	0	.000	0	0.00	0	0	0.00	0	1	0.33	0	0	0	0.00	0	0	0.0
12	Holcomb, Keeton	8	0	0.00	0	0	.000	0	0.00	0	2	0.00	0	3	0.38	0	0	0	0.00	0	0	0.0
18	Farrell, Allison	2	0	0.00	0	0	.000	0	0.00	0	1	0.00	0	0	0.00	0	0	0	0.00	0	0	0.0
2	Sciorra, Emily	14	0	0.00	0	0	.000	1	0.07	0	5	0.00	0	7	0.50	0	0	0	0.00	0	0	0.0
PENN STATE		48	682	14.21	175	1421	.357	637	13.27	65	81	1.35	29	612	12.75	30	209	134.5	2.80	15	9	881.5
Opponents		48	553	11.52	281	1537	.177	531	11.06	29	109	0.60	65	496	10.33	17	134	84.0	1.75	30	16	666.0

Team Statistics	PSU	OPP
<b>ATTACK</b>		
Kills	682	553
Errors	175	281
Total Attacks	1421	1537
Attack Pct	.357	.177
Kills/Set	14.2	11.5
<b>SET</b>		
Assists	637	531
Assists/Set	13.3	11.1
<b>SERVE</b>		
Aces	65	29
Errors	81	109
Aces/Set	1.4	0.6
<b>SERVE RECEPTIONS</b>		
Errors	29	65
Errors/Set	0.6	1.4
<b>DEFENSE</b>		
Digs	612	496
Digs/Set	12.8	10.3
<b>BLOCKING</b>		
Block Solo	30	17
Block Assist	209	134
Total Blocks	134.5	84.0
Blocks/Set	2.8	1.8
Block Errors	15	30
Ball handling errors	9	16
<b>ATTENDANCE</b>		
Total	23341	3427
Dates/Avg Per Date	7/3334	2/1714
Neutral site #/Avg	5/774	
Current win streak	3	-
Home win streak	3	-

Date	Opponent	Score	Score by set	Att.
Aug 25	vs UT-Martin	w 3-0	25-13,25-13,25-8	300
Aug 26	vs DELAWARE	w 3-0	25-15,25-16,25-10	300
Aug 26	at West Virginia	w 3-0	25-16,25-15,25-5	1332
Sep 01	vs #1 Stanford	w 3-1	26-24,25-17,18-25,25-19	800
Sep 02	at Texas A&M	w 3-2	24-26,25-19,25-23,24-26,15-12	2095
Sep 08	vs Colorado	w 3-0	25-22,25-18,25-21	0
Sep 09	vs #4 Stanford	w 3-2	24-26,25-22,23-25,25-17,15-11	2470
Sep 15	YALE	w 3-0	25-9,25-21,25-11	3678
Sep 16	WAKE FOREST	w 3-0	25-16,25-11,25-11	3268
Sep 16	OHIO	w 3-0	25-15,25-15,25-19	3268
*Sep 22	#14 NEBRASKA	L 0-3	24-26,19-25,20-25	3763
*Sep 23	IOWA	w 3-1	25-13,25-19,23-25,25-17	2547
*Sep 29	ILLINOIS	w 3-0	25-19,25-17,26-24	3547
*Sep 30	NORTHWESTERN	w 3-0	26-24,25-14,25-14	3270

Record in 3-set matches:9-1 • Record in 4-set matches:2-0 • Record in 5-set matches:2-0

# 2017 PENN STATE WOMEN'S VOLLEYBALL

## 2017 PENN STATE BIG TEN ONLY

#	Player	sp	Attack				pct	Set		Serve			re	Dig		Blocking					points	
			k	k/s	e	ta		a	a/s	sa	se	sa/s		dig	dig/s	bs	ba	total	blk/s	be		bhe
22	Lee, Simone	13	59	4.54	13	123	.374	2	0.15	1	4	0.08	1	31	2.38	0	5	5	0.38	1	0	62.5
15	Washington, Haleigh	13	39	3.00	5	76	.447	0	0.00	2	2	0.15	0	10	0.77	2	17	19	1.46	2	0	51.5
5	FranTTi, Ali	13	32	2.46	12	84	.238	3	0.23	0	3	0.00	2	19	1.46	3	4	7	0.54	0	0	37.0
7	Detering, Abby	13	17	1.31	4	36	.361	90	6.92	7	3	0.54	0	23	1.77	0	6	6	0.46	1	0	27.0
11	Gorrell, Tori	13	19	1.46	4	36	.417	1	0.08	0	0	0.00	0	1	0.08	0	8	8	0.62	0	0	23.0
19	Thelen, Heidi	11	14	1.27	1	30	.433	0	0.00	0	0	0.00	0	2	0.18	2	11	13	1.18	0	0	21.5
21	Weiskircher, Bryanna	13	5	0.38	0	9	.556	70	5.38	3	2	0.23	0	29	2.23	0	0	0	0.00	0	0	8.0
6	Reed, Nia	8	3	0.38	4	20	-.050	0	0.00	0	0	0.00	0	3	0.38	0	2	2	0.25	0	0	4.0
3	White, Kendall	13	1	0.08	1	2	.000	8	0.62	1	3	0.08	1	44	3.38	0	0	0	0.00	0	1	2.0
12	Holcomb, Keeton	8	0	0.00	0	0	.000	0	0.00	0	2	0.00	0	3	0.38	0	0	0	0.00	0	0	0.0
2	Sciorra, Emily	4	0	0.00	0	0	.000	1	0.25	0	1	0.00	0	1	0.25	0	0	0	0.00	0	0	0.0
8	Pierce, Lainy	3	0	0.00	0	0	.000	0	0.00	0	0	0.00	0	0	0.00	0	0	0	0.00	0	0	0.0
14	Krause, Kristin	1	0	0.00	0	0	.000	0	0.00	0	0	0.00	0	1	1.00	0	0	0	0.00	0	0	0.0
	#TM	-	-	-	-	-	-	-	-	-	-	-	0	-	-	-	-	-	-	-	-	-
	PENN STATE	13	189	14.54	44	416	.349	175	13.46	14	20	1.08	4	167	12.85	7	53	33.5	2.58	4	1	236.5
	Opponents	13	191	14.69	80	464	.239	182	14.00	4	26	0.31	14	162	12.46	1	50	26.0	2.00	10	3	221.0

Team Statistics	PSU	OPP
<b>ATTACK</b>		
Kills	189	191
Errors	44	80
Total Attacks	416	464
Attack Pct	.349	.239
Kills/Set	14.5	14.7
<b>SET</b>		
Assists	175	182
Assists/Set	13.5	14.0
<b>SERVE</b>		
Aces	14	4
Errors	20	26
Aces/Set	1.1	0.3
<b>SERVE RECEPTIONS</b>		
Errors	4	14
Errors/Set	0.3	1.1
<b>DEFENSE</b>		
Digs	167	162
Digs/Set	12.8	12.5
<b>BLOCKING</b>		
Block Solo	7	1
Block Assist	53	50
Total Blocks	33.5	26.0
Blocks/Set	2.6	2.0
Block Errors	4	10
Ball handling errors	1	3
<b>ATTENDANCE</b>		
Total	13127	0
Dates/Avg Per Date	4/3282	0/0
Neutral site #/Avg	0/0	
Current win streak	3	-
Home win streak	3	-

Date	Opponent	Score	Score by set	Att.
*Sep 22	#14 NEBRASKA	L	0-3 24-26,19-25,20-25	3763
*Sep 23	IOWA	w	3-1 25-13,25-19,23-25,25-17	2547
*Sep 29	ILLINOIS	w	3-0 25-19,25-17,26-24	3547
*Sep 30	NORTHWESTERN	w	3-0 26-24,25-14,25-14	3270

Record in 3-set matches: 2-1

Record in 4-set matches: 1-0

Record in 5-set matches: 0-0

# 2017 PENN STATE WOMEN'S VOLLEYBALL

## 2017 KILLS-ACES-DIGS-BLOCKS

Opponent	Date	Score	2 Sciorra,Emily	3 White,Kendall	5 Frantti,Ali	6 Reed,Nia	7 Detering,Abby	8 Pierce,Lainy	9 Halterman,Jen	10 May,Cami	11 Gorrell,Tori	12 Holcomb,Keet	14 Krause,Kristin
vs UTM	Aug 25	3-0 W	0-0-0-0	0-0-14-0	2-1-0-3	4-0-0-0	7-2-4-2	0-1-2-0	0-0-0-0	1-0-0-0	1-0-0-0	DNP	DNP
vs DELAWARE	Aug 26	3-0 W	0-0-1-0	0-0-9-0	5-0-3-1	3-0-2-0	7-1-4-4	0-0-0-0	0-1-0-0	DNP	1-0-0-1	DNP	DNP
at WVU	Aug 26	3-0 W	0-0-0-0	0-1-11-0	4-1-8-1	DNP	7-1-3-4	0-0-1-0	DNP	DNP	7-0-0-2	DNP	DNP
vs STAN	Sep 01	3-1 W	DNP	0-0-20-0	10-2-14-1	7-0-1-4	11-0-10-4	0-0-3-0	DNP	DNP	0-0-0-0	DNP	DNP
at TAMU	Sep 02	3-2 W	DNP	0-1-15-0	16-0-13-0	4-0-1-5	3-0-6-3	0-0-3-0	0-0-0-0	DNP	DNP	DNP	DNP
vs COLO	Sep 08	3-0 W	DNP	0-0-14-0	17-0-6-1	6-0-1-1	10-1-4-2	0-0-1-0	DNP	DNP	1-0-1-3	DNP	DNP
vs STAN	Sep 09	3-2 W	0-0-0-0	0-1-22-0	20-1-5-2	3-0-0-0	4-2-5-5	0-0-1-0	DNP	DNP	0-0-2-7	DNP	DNP
YALE	Sep 15	3-0 W	0-0-2-0	0-4-7-0	3-0-1-3	1-0-0-2	5-1-11-1	0-0-1-0	0-0-1-0	DNP	4-0-0-2	DNP	DNP
WF	Sep 16	3-0 W	0-0-2-0	0-1-5-0	4-0-1-1	3-0-0-1	2-0-4-1	0-0-2-0	0-0-0-0	1-0-0-0	1-0-0-2	DNP	0-0-0-0
OHIO	Sep 16	3-0 W	0-0-1-0	0-2-12-0	5-0-10-2	7-0-0-0	3-0-2-1	0-1-0-0	DNP	DNP	1-0-0-1	DNP	0-0-0-0
NEB	Sep 22	0-3 L	DNP	0-0-10-0	9-0-7-1	1-0-1-1	3-0-4-1	DNP	DNP	DNP	3-0-0-2	0-0-1-0	DNP
IOWA	Sep 23	3-1 W	0-0-1-0	0-0-12-0	10-0-7-2	1-0-1-1	3-4-10-5	0-0-0-0	DNP	DNP	5-0-0-3	0-0-1-0	DNP
ILL	Sep 29	3-0 W	DNP	0-1-9-0	5-0-4-0	1-0-0-0	6-1-5-0	0-0-0-0	DNP	DNP	4-0-0-1	0-0-1-0	DNP
NU	Sep 30	3-0 W	0-0-0-0	1-0-13-0	8-0-1-4	0-0-1-0	5-2-4-0	0-0-0-0	DNP	DNP	7-0-1-2	0-0-0-0	0-0-1-0

Opponent	Date	Score	15 Washington,H	17 Putnicki,Micha	18 Farrell,Allison	19 Thelen,Heidi	21 Weiskircher,Br	22 Lee,Simone	23 Powers,Clare
vs UTM	Aug 25	3-0 W	6-0-0-2	1-0-1-0	0-0-0-0	9-0-2-4	0-2-7-0	10-0-8-3	2-0-2-0
vs DELAWARE	Aug 26	3-0 W	10-0-0-2	3-0-2-0	DNP	7-0-0-3	1-1-5-0	11-0-12-0	DNP
at WVU	Aug 26	3-0 W	7-0-3-5	DNP	DNP	4-0-0-1	1-0-9-0	12-0-3-2	DNP
vs STAN	Sep 01	3-1 W	10-0-3-7	DNP	DNP	4-0-0-5	0-2-11-0	11-0-3-1	DNP
at TAMU	Sep 02	3-2 W	12-1-1-6	DNP	DNP	4-0-3-3	2-3-11-0	30-1-6-0	DNP
vs COLO	Sep 08	3-0 W	8-0-3-2	DNP	DNP	0-0-0-0	0-1-10-0	11-2-8-0	DNP
vs STAN	Sep 09	3-2 W	11-0-2-10	DNP	DNP	5-0-2-7	0-0-12-0	21-0-8-4	DNP
YALE	Sep 15	3-0 W	8-1-6-7	DNP	DNP	7-0-0-5	0-0-4-0	10-1-3-4	DNP
WF	Sep 16	3-0 W	8-2-0-7	2-0-0-0	0-0-0-0	3-0-0-2	2-0-3-3	10-5-3-2	2-0-1-1
OHIO	Sep 16	3-0 W	9-3-3-4	DNP	DNP	6-0-0-1	0-0-4-1	12-0-9-2	DNP
NEB	Sep 22	0-3 L	6-0-2-4	DNP	DNP	0-0-0-2	1-0-5-0	15-0-13-2	DNP
IOWA	Sep 23	3-1 W	12-0-4-6	DNP	DNP	6-0-2-2	2-1-12-0	22-0-10-1	DNP

# 2017 PENN STATE WOMEN'S VOLLEYBALL

## 2017 TEAM MATCH-BY-MATCH

Date	Opponent	sp	attack				set			serve				recept			dig	blocking				bhe	points	score
			k	e	ta	pct	a	ta	pct	sa	se	ta	pct	re	ta	pct		bs	ba	be	total			
Aug 25, 2017	vs UT-Martin	3	43	12	78	.397	41	-	-	6	5	-	-	1	-	-	40	4	10	0	9.0	1	58.0	3-0
Aug 26, 2017	vs DELAWARE	3	48	8	77	.519	43	-	-	3	11	-	-	1	-	-	38	1	10	0	6.0	1	57.0	3-0
Aug 26, 2017	at West Virginia	3	42	6	73	.493	40	-	-	3	3	-	-	2	-	-	38	3	12	1	9.0	1	54.0	3-0
Sep 01, 2017	vs Stanford	4	53	16	144	.257	51	-	-	4	4	-	-	3	-	-	65	2	20	1	12.0	1	69.0	3-1
Sep 02, 2017	at Texas A&M	5	71	19	160	.325	69	-	-	6	8	-	-	7	-	-	59	1	16	1	9.0	3	86.0	3-2
Sep 08, 2017	vs Colorado	3	53	18	114	.307	49	-	-	4	6	-	-	1	-	-	48	1	8	2	5.0	0	62.0	3-0
Sep 09, 2017	vs Stanford	5	64	26	146	.260	58	-	-	4	12	-	-	3	-	-	59	5	30	2	20.0	0	88.0	3-2
Sep 15, 2017	YALE	3	38	7	72	.431	33	-	-	7	5	-	-	0	-	-	36	2	22	1	13.0	0	58.0	3-0
Sep 16, 2017	WAKE FOREST	3	38	8	60	.500	35	-	-	8	4	-	-	1	-	-	21	2	18	3	11.0	0	57.0	3-0
Sep 16, 2017	OHIO	3	43	11	81	.395	43	-	-	6	3	-	-	6	-	-	41	2	10	0	7.0	1	56.0	3-0
Sep 22, 2017	NEBRASKA	3	38	13	110	.227	37	-	-	0	4	-	-	0	-	-	43	0	13	2	6.5	0	44.5	0-3
Sep 23, 2017	IOWA	4	61	12	134	.366	59	-	-	5	7	-	-	1	-	-	60	2	18	1	11.0	1	77.0	3-1
Sep 29, 2017	ILLINOIS	3	42	12	89	.337	36	-	-	6	5	-	-	0	-	-	30	2	10	0	7.0	0	55.0	3-0
Sep 30, 2017	NORTHWESTERN	3	48	7	83	.494	43	-	-	3	4	-	-	3	-	-	34	3	12	1	9.0	0	60.0	3-0
Penn State		48	682	175	1421	.357	637	-	-	65	81	-	-	29	-	-	612	30	209	15	134.5	9	881.5	
		48	553	281	1537	.177	531	-	-	29	109	-	-	65	-	-	496	17	134	30	84.0	16	666.0	

Sets played: 48  
 Kills per set: 14.21  
 Assists per set: 13.27

Service aces per set: 1.35  
 Digs per set: 12.75  
 Blocks per set: 2.80

Points per set: 18.36  
 Ball handling errors per set: 0.19  
 Reception errors per set: 0.60

# 2017 PENN STATE WOMEN'S VOLLEYBALL

## 2017 PENN STATE SUPERLATIVES

THREE SETS	INDIVIDUAL	TEAM
Kills:	17 - Ali Frantti vs. Colorado (9/8)	53 vs. Colorado (9/8)
Attacks:	39 - Simone Lee vs. Nebraska (9/22)	114 vs. Colorado (9/8)
Attack Percentage	1.000 - Tori Gorrell vs. Northwestern (7-0-7) (9/30)	.519 vs. Delaware (8/26)
Assists:	38 - Bryanna Weiskircher vs. Ohio (9/16)	49 vs. Colorado (9/8)
Aces:	5 - Simone Lee vs. Wake Forest (9/16)	6 vs. UT-Martin (8/25)
Digs:	14 - Kendall White vs. Colorado (9/8)	48 vs. Colorado (9/8)
Solo Blocks:	2 -3x last, Ali Franti vs. Northwestern (9/30)	3, 2x last - at West Virginia (8/26)
Block Assists:	7 - Haleigh Washington vs. Wake Forest (9/16)	12, 2x last - at West Virginia (8/26)
Total Blocks:	7 - 2x last, Haleigh Washington vs. Wake Forest (9/16)	13.0 vs. Wake Forest (9/16)

FOUR SETS	INDIVIDUAL	TEAM
Kills:	22 - Simone Lee vs. Iowa (9/23)	61 vs. Iowa (9/23)
Attacks:	44 - Simone Lee vs. Iowa (9/23)	144 vs. Stanford (9/1)
Attack Percentage	.625 - Haleigh Washington vs. Stanford (9/1)	.366 vs. Iowa (9/23)
Assists:	28 - Abby Detering vs. Iowa (9/23)	59 vs. Iowa (9/23)
Aces:	4 - Abby Detering vs. Iowa (9/23)	5 vs. Iowa (9/23)
Digs:	20 - Kendall White vs. Stanford (9/1)	65 vs. Stanford (9/1)
Solo Blocks:	1 - 3x last, A. Franti, H. Washington vs. Iowa (9/23)	2, 2x last vs. Iowa (9/23)
Block Assists:	6 - Haleigh Washington vs. Stanford (9/1)	20 vs. Stanford (9/1)
Total Blocks:	7 Haleigh Washington vs. Stanford (9/1)	12.0 vs. Stanford (9/1)

FIVE SETS	INDIVIDUAL	TEAM
Kills:	30 - Simone Lee at Texas A&M (9/2)	71 at Texas A&M (9/2)
Attacks:	57 - Simone Lee at Texas A&M (9/2)	160 at Texas A&M (9/2)
Attack Percentage:	.456 - Simone Lee at Texas A&M (9/2)	.325 at Texas A&M (9/2)
Assists:	32 - Abby Detering at Texas A&M (9/2)	69 at Texas A&M (9/2)
Aces:	3 - Bryanna Weiskircher at Texas A&M (9/2)	6 at Texas A&M (9/2)
Digs:	22 - Kendall White vs. Stanford (9/9)	59 - 2x last vs. Stanford (9/9)
Solo Blocks:	2 - Heidi Thelen, vs. Stanford (9/9)	5 vs. Stanford (9/9)
Block Assists:	10 - Haleigh Washington, vs. Stanford (9/9)	30 vs. Stanford (9/9)
Total Blocks:	11 - Haleigh Washington vs. Stanford (9/9)	20.0 vs. Stanford (9/9)

## 2017 OPPONENT SUPERLATIVES

THREE SETS	INDIVIDUAL	TEAM
Kills:	19 - Annika Albrecht, Nebraska (9/22)	59, Nebraska (9/22)
Attacks:	40 - Annika Albrecht, Nebraska (9/22)	124, Nebraska (9/22)
Attack Percentage:	1.000 - Brandi Donnelly, Illinois (9/29)	.347, Nebraska (9/22)
Assists:	39 - Kelly Hunter, Nebraska (9/22)	53, Nebraska (9/22)
Aces:	2 - 3x last, L. Stephens and M. Howe, Ohio (9/16)	6, Ohio (9/16)
Digs:	14 - Brandi Donnelly, Illinois (9/29)	51, Nebraska (9/22)
Solo Blocks:	3 - 2x last, Natalie Burchesky, Ohio (9/16)	4, 2x last, Ohio (9/16)
Block Assists:	9 - Ali Bastianelli, Illinois (9/29)	18, Illinois (9/29)
Total Blocks:	5 - Natalie Burchesky, Ohio (9/16)	9.0, Colorado (9/8)

FOUR SETS	INDIVIDUAL	TEAM
Kills:	27 - Kathryn Plummer, Stanford (9/1)	60 - Stanford (9/1)
Attacks:	50 - Kathryn Plummer, Stanford (9/1)	159 - Stanford (9/1)
Attack Percentage:	.440 - Kathryn Plummer, Stanford (9/1)	.214 - Stanford (9/1)
Assists:	54 - Jenna Gray, Stanford (9/1)	59 - Stanford (9/1)
Aces:	2 - Audriana Fitzmorris, Stanford (9/1)	3 - Stanford (9/1)
Digs:	21 - Morgan Hentz, Stanford (9/1)	68 - Stanford (9/1)
Solo Blocks:	1 - 2x last, Taylor Olsen, Iowa (9/23)	1, 2x last - Iowa (9/23)
Block Assists:	5 - Tami Alade, Stanford (9/1)	12 - Stanford (9/1)
Total Blocks:	6 - Tami Alade, Stanford (9/1)	7.0 - Stanford (9/1)

FIVE SETS	INDIVIDUAL	TEAM
Kills:	28 - Hollann Hans, Texas A&M (9/2)	68 - Texas A&M (9/2)
Attacks:	58 - Hollann Hans, Texas A&M (9/2)	157 - Texas A&M (9/2)
Attack Percentage:	.500 - Kaitlyn Blake, Texas A&M (9/2)	.299 - Texas A&M (9/2)
Assists:	53 - Jenna Gray, Stanford (9/9)	64 - Texas A&M (9/2)
Aces:	4 - Hollann Hans, Texas A&M (9/2)	7 - Texas A&M (9/2)
Digs:	14 - 2x last Morgan Hentz, Stanford (9/9)	63 - Texas A&M (9/2)
Solo Blocks:	2 - Tami Alade, Stanford	3 - Stanford (9/9)
Block Assists:	7 - Kaitlyn Blake, Texas A&M (9/2)	20 - Texas A&M (9/2)
Total Blocks:	7 - Kaitlyn Blake, Texas A&M (9/2)	12.0 - Stanford (9/9)

# 2017 PENN STATE WOMEN'S VOLLEYBALL

## CAREER STATISTICS

### KATHRYN CATHER

SEASON	SP-MP	K	K/S	E	TA	PCT	A	A/S	SA	SA/S	DIG	D/S	BS	BA	TB	B/S
2015*	114-32	203	1.78	82	479	.253	4	0.04	30	0.26	68	0.60	2	49	51	0.45
2016*	83-23	219	2.64	62	447	.351	8	0.10	13	0.16	67	0.81	6	33	39	0.47
<b>MISSISSIPPI</b>	<b>197-55</b>	<b>422</b>	<b>2.14</b>	<b>144</b>	<b>926</b>	<b>.300</b>	<b>12</b>	<b>0.06</b>	<b>43</b>	<b>0.22</b>	<b>135</b>	<b>0.68</b>	<b>8</b>	<b>82</b>	<b>90</b>	<b>0.46</b>

\* AT MISSISSIPPI

CAREER HIGH: 20 KILLS (10/2/16) / 39 ATTACKS (8/27/16) / 1.000 HITTING PERCENTAGE (9/5/15) / 2, 2X ASSISTS (9/9/16) / 6 ACES (9/19/15) / 7, 2X DIGS (8/27/16) / 5, 2X BLOCKS (9/6/16)

### ABBY DETERING

SEASON	SP-MP	K	K/S	E	TA	PCT	A	A/S	SA	SA/S	DIG	D/S	BS	BA	TB	B/S
2014*	10-7	2	0.20	2	8	.000	21	2.10	0	0.00	4	0.40	0	0	0	0.00
2015*	89-29	10	0.11	1	15	.600	58	0.65	25	0.28	41	0.46	0	6	6	0.07
2016	109-33	95	0.87	19	229	.332	1082	9.93	39	0.38	194	1.78	3	40	43	0.39
2017	48-14	76	1.58	19	155	.368	259	5.40	15	0.31	76	1.58	2	31	33	0.69
<b>PENN STATE</b>	<b>157-47</b>	<b>171</b>	<b>1.09</b>	<b>38</b>	<b>384</b>	<b>.346</b>	<b>1341</b>	<b>8.54</b>	<b>54</b>	<b>0.34</b>	<b>270</b>	<b>1.72</b>	<b>5</b>	<b>71</b>	<b>76</b>	<b>0.48</b>
<b>TOTAL</b>	<b>256-90</b>	<b>183</b>	<b>0.72</b>	<b>41</b>	<b>407</b>	<b>.349</b>	<b>1420</b>	<b>5.55</b>	<b>79</b>	<b>0.31</b>	<b>315</b>	<b>1.23</b>	<b>5</b>	<b>77</b>	<b>82</b>	<b>0.32</b>

\* AT FLORIDA

CAREER HIGH: 11 KILLS (9/1/17) / 13, 3X ATTACKS (11/12/16) / .750 HITTING PERCENTAGE (9/17/15) / 61 ASSISTS (10/5/16) / 4, 3X ACES (9/23/17) / 11, 2X DIGS (10/1/16) / 5, 2X BLOCKS (9/23/17)

### ALLISON FARRELL

SEASON	SP-MP	K	K/S	E	TA	PCT	A	A/S	SA	SA/S	DIG	D/S	BS	BA	TB	B/S
2016	5-5	0	0.00	0	0	.000	0	0.00	1	0.20	1	0.20	0	0	0	0.00
2017	2-2	0	0.00	0	0	.000	0	0.00	0	0.00	0	0.00	0	0	0	0.00
<b>TOTAL</b>	<b>7-7</b>	<b>0</b>	<b>0.00</b>	<b>0</b>	<b>0</b>	<b>.000</b>	<b>0</b>	<b>0.00</b>	<b>1</b>	<b>0.14</b>	<b>1</b>	<b>0.14</b>	<b>0</b>	<b>0</b>	<b>0</b>	<b>0.00</b>

CAREER HIGH: KILLS N/A / ATTACKS N/A / HITTING PERCENTAGE N/A / ASSISTS N/A / 1 ACE (9/21/16) / 1 DIG (9/9/16) / BLOCKS N/A

### ALI FRANTTI

SEASON	SP-MP	K	K/S	E	TA	PCT	A	A/S	SA	SA/S	DIG	D/S	BS	BA	TB	B/S
2014	122-39	391	3.20	113	898	.310	21	0.17	28	0.23	159	1.30	10	48	58	0.48
2015	115-34	303	2.63	112	799	.239	19	0.17	10	0.09	214	1.86	11	44	55	0.48
2016	121-34	295	2.44	99	861	.228	41	0.34	16	0.13	219	1.81	20	42	62	0.51
2017	47-14	118	2.51	36	277	.296	8	0.17	5	0.11	80	1.70	8	14	22	0.47
<b>TOTAL</b>	<b>405-121</b>	<b>1107</b>	<b>2.73</b>	<b>360</b>	<b>2835</b>	<b>.263</b>	<b>89</b>	<b>0.22</b>	<b>59</b>	<b>0.15</b>	<b>672</b>	<b>1.66</b>	<b>49</b>	<b>148</b>	<b>197</b>	<b>0.49</b>

CAREER HIGH: 22 KILLS (9/5/14) / 51 ATTACKS (10/20/14) / .647 HITTING PERCENTAGE (9/13/14) / 4 ASSISTS (10/1/16) / 3 ACES (10/11/14) / 17 DIGS (10/21/15) / 6, 2X BLOCKS (12/9/16)

### TORI GORRELL

SEASON	SP-MP	K	K/S	E	TA	PCT	A	A/S	SA	SA/S	DIG	D/S	BS	BA	TB	B/S
2015	Redshirt Season															
2016	121-34	201	1.66	65	378	.360	11	0.09	0	0.00	19	0.16	22	99	121	1.00
2017	35-13	35	1.00	10	73	.342	2	0.06	0	0.00	4	0.11	2	24	26	0.74
<b>TOTAL</b>	<b>156-47</b>	<b>236</b>	<b>1.51</b>	<b>75</b>	<b>451</b>	<b>.357</b>	<b>13</b>	<b>0.08</b>	<b>0</b>	<b>0.00</b>	<b>23</b>	<b>0.15</b>	<b>24</b>	<b>123</b>	<b>147</b>	<b>0.94</b>

CAREER HIGH: 14 KILLS (9/3/16) / 30 ATTACKS (9/3/16) / 1.000 HITTING PERCENTAGE (9/30/17) / 2, 2X ASSISTS (9/16/16) / ACES N/A / 2, 3X DIGS (11/4/16) / 8, 2X BLOCKS (9/10/16)

### JENNIFER HALTERMAN

SEASON	SP-MP	K	K/S	E	TA	PCT	A	A/S	SA	SA/S	DIG	D/S	BS	BA	TB	B/S
2017	5-5	0	0.00	0	0	0.00	0	0.00	1	0.20	1	0.20	0	0	0	0.00
<b>TOTAL</b>	<b>5-5</b>	<b>0</b>	<b>0.00</b>	<b>0</b>	<b>0</b>	<b>0.00</b>	<b>0</b>	<b>0.00</b>	<b>1</b>	<b>0.20</b>	<b>1</b>	<b>0.20</b>	<b>0</b>	<b>0</b>	<b>0</b>	<b>0.00</b>

CAREER HIGH: KILLS N/A / ATTACKS N/A / HITTING PERCENTAGE N/A / ASSISTS N/A / 1 ACE (8/26/17) / 1 DIG (9/15/17) / BLOCKS N/A

# 2017 PENN STATE WOMEN'S VOLLEYBALL

## CAREER STATISTICS

### KEETON HOLCOMB

SEASON	SP-MP	K	K/S	E	TA	PCT	A	A/S	SA	SA/S	DIG	D/S	BS	BA	TB	B/S
2015	102-32	1	0.01	1	3	.000	70	0.69	6	0.06	311	3.05	0	0	0	0.00
2016	113-34	0	0.00	0	1	.000	35	0.31	6	0.05	186	1.65	0	0	0	0.00
2017	8-4	0	0.00	0	0	.000	0	0.00	0	0.00	3	0.38	0	0	0	0.00
<b>TOTAL</b>	<b>223-70</b>	<b>1</b>	<b>0.00</b>	<b>1</b>	<b>4</b>	<b>.000</b>	<b>105</b>	<b>0.47</b>	<b>12</b>	<b>0.05</b>	<b>500</b>	<b>2.24</b>	<b>0</b>	<b>0</b>	<b>0</b>	<b>0.00</b>

CAREER HIGH: 1 KILL (11/18/15) / 1, 3X ATTACKS (11/18/15) / HITTING PERCENTAGE N/A / 6, 2X ASSISTS (10/24/15) / 1, 11X ACES (11/16/16) / 23 DIGS (10/2/15) / BLOCKS N/A

### KRISTIN KRAUSE

SEASON	SP-MP	K	K/S	E	TA	PCT	A	A/S	SA	SA/S	DIG	D/S	BS	BA	TB	B/S
2016	0-0	0	0.00	0	0	.000	0	0.00	0	0.00	0	0.00	0	0	0	0.00
2017	3-3	0	0.00	0	0	.000	0	0.00	0	0.00	1	0.33	0	0	0	0.00
<b>TOTAL</b>	<b>3-3</b>	<b>0</b>	<b>0.00</b>	<b>0</b>	<b>0</b>	<b>.000</b>	<b>0</b>	<b>0.00</b>	<b>0</b>	<b>0.00</b>	<b>1</b>	<b>0.33</b>	<b>0</b>	<b>0</b>	<b>0</b>	<b>0.00</b>

CAREER HIGH: KILLS N/A / ATTACKS N/A / HITTING PERCENTAGE N/A / ASSISTS N/A / ACES N/A / DIGS N/A / BLOCKS N/A

### SIMONE LEE

SEASON	SP-MP	K	K/S	E	TA	PCT	A	A/S	SA	SA/S	DIG	D/S	BS	BA	TB	B/S
2014	64-26	135	2.11	53	350	.234	1	0.02	0	0.00	28	0.44	5	20	25	0.39
2015	86-31	158	1.84	60	384	.255	2	0.02	7	0.08	39	0.45	5	49	54	0.63
2016	121-34	503	4.16	174	1245	.264	17	0.14	17	0.14	194	1.60	18	45	63	0.52
2017	48-14	197	4.10	54	413	.346	2	0.04	10	0.21	94	1.96	3	20	23	0.48
<b>TOTAL</b>	<b>319-105</b>	<b>993</b>	<b>3.11</b>	<b>341</b>	<b>2392</b>	<b>.273</b>	<b>22</b>	<b>0.07</b>	<b>34</b>	<b>0.11</b>	<b>355</b>	<b>1.11</b>	<b>31</b>	<b>134</b>	<b>165</b>	<b>0.52</b>

CAREER HIGH: 30, 2X KILLS (9/2/17) / 70 ATTACKS (11/4/16) / .818 HITTING PERCENTAGE (9/16/17) / 3, 2X ASSISTS (11/5/16) / 5 ACES (9/16/17) / 13, 2X DIGS (9/22/17) / 5, 2X BLOCKS (12/3/16)

### CAMI MAY

SEASON	SP-MP	K	K/S	E	TA	PCT	A	A/S	SA	SA/S	DIG	D/S	BS	BA	TB	B/S
2017	2-2	2	1.00	2	7	.000	0	0.00	0	0.00	0	0.00	0	0	0	0.00
<b>TOTAL</b>	<b>2-2</b>	<b>2</b>	<b>1.00</b>	<b>2</b>	<b>7</b>	<b>.000</b>	<b>0</b>	<b>0.00</b>	<b>0</b>	<b>0.00</b>	<b>0</b>	<b>0.00</b>	<b>0</b>	<b>0</b>	<b>0</b>	<b>0.00</b>

CAREER HIGH: 1, 2X KILLS (9/16/17) / 4 ATTACKS (8/25/17) / .333 HITTING PERCENTAGE (9/16/17) / ASSISTS N/A / ACES N/A / DIGS N/A / BLOCKS N/A

### LAINY PIERCE

SEASON	SP-MP	K	K/S	E	TA	PCT	A	A/S	SA	SA/S	DIG	D/S	BS	BA	TB	B/S
2014	61-30	0	0.00	0	1	.000	4	0.07	11	0.18	19	0.31	0	0	0	0.00
2015	51-22	0	0.00	0	2	.000	0	0.00	4	0.08	19	0.37	0	0	0	0.00
2016	70-31	1	0.01	0	1	1.000	7	0.10	4	0.06	44	0.63	0	0	0	0.00
2017	29-13	0	0.00	0	1	.000	2	0.07	2	0.07	14	0.48	0	0	0	0.00
<b>TOTAL</b>	<b>211-96</b>	<b>1</b>	<b>0.00</b>	<b>0</b>	<b>5</b>	<b>.200</b>	<b>13</b>	<b>0.06</b>	<b>21</b>	<b>0.10</b>	<b>96</b>	<b>0.45</b>	<b>0</b>	<b>0</b>	<b>0</b>	<b>0.00</b>

CAREER HIGH: 1, 2X KILLS (10/1/16) / 1, 4X ATTACKS (10/1/16) / 1.00 HITTING PERCENTAGE (10/1/16) / 2 ASSISTS (9/9/16) / 2, 3X ACES (9/10/16) / 7 DIGS (11/25/16) / BLOCKS N/A

### CLARE POWERS

SEASON	SP-MP	K	K/S	E	TA	PCT	A	A/S	SA	SA/S	DIG	D/S	BS	BA	TB	B/S
2014*	96-27	185	1.93	91	669	.141	15	0.16	14	0.15	210	2.19	1	33	34	0.35
2015*	26-9	15	0.58	10	85	.059	1	0.04	2	0.08	11	0.42	0	4	4	0.15
2016	10-9	5	0.50	0	10	.500	0	0.00	0	0.00	2	0.20	0	0	0	0.00
2017	3-2	4	1.33	17	.429	0.00	0	0.00	3	1.00	3	1.00	1	0	1	0.33
<b>TOTAL</b>	<b>13-11</b>	<b>9</b>	<b>0.69</b>	<b>1</b>	<b>17</b>	<b>.471</b>	<b>0</b>	<b>0.00</b>	<b>0</b>	<b>0.00</b>	<b>5</b>	<b>0.38</b>	<b>1</b>	<b>0</b>	<b>1</b>	<b>0.08</b>
<b>PENN STATE</b>	<b>13-11</b>	<b>9</b>	<b>0.69</b>	<b>1</b>	<b>17</b>	<b>.471</b>	<b>0</b>	<b>0.00</b>	<b>0</b>	<b>0.00</b>	<b>5</b>	<b>0.38</b>	<b>1</b>	<b>0</b>	<b>1</b>	<b>0.08</b>

\* AT SAINT MARY'S

CAREER HIGH: 14 KILLS (11/15/14) / 34 ATTACKS (11/15/14) / .600 HITTING PERCENTAGE (12/2/16) / ASSISTS N/A / ACES N/A / 16 DIGS (10/25/14) / 5 BLOCKS (8/30/14)

# 2017 PENN STATE WOMEN'S VOLLEYBALL

## CAREER STATISTICS

### MICHAELA PUTNICKI

SEASON	SP-MP	K	K/S	E	TA	PCT	A	A/S	SA	SA/S	DIG	D/S	BS	BA	TB	B/S
2017	3-3	6	2.00	2	14	.286	0	0.00	0	0.00	3	1.00	0	0	0	0.00
<b>TOTAL</b>	<b>3-3</b>	<b>6</b>	<b>2.00</b>	<b>2</b>	<b>14</b>	<b>.286</b>	<b>0</b>	<b>0.00</b>	<b>0</b>	<b>0.00</b>	<b>3</b>	<b>1.00</b>	<b>0</b>	<b>0</b>	<b>0</b>	<b>0.00</b>

CAREER HIGH: 3 KILLS (8/26/17) / 7 ATTACKS (8/26/17) / 1.000 HITTING PERCENTAGE (8/25/17) / ASSISTS N/A / ACES N/A / 2 DIGS (8/26/17) / BLOCKS N/A

### NIA REED

SEASON	SP-MP	K	K/S	E	TA	PCT	A	A/S	SA	SA/S	DIG	D/S	BS	BA	TB	B/S
2014	Redshirt season															
2015	21-11	20	0.95	11	58	.155	0	0.00	0	0.00	1	0.05	0	6	6	0.29
2016	20-14	9	0.45	5	33	.121	0	0.00	0	0.00	1	0.05	0	5	5	0.25
2017	32-13	41	1.28	20	104	.202	0	0.00	0	0.00	8	0.25	0	15	15	0.47
<b>TOTAL</b>	<b>73-38</b>	<b>70</b>	<b>0.96</b>	<b>36</b>	<b>195</b>	<b>.174</b>	<b>0</b>	<b>0.00</b>	<b>0</b>	<b>0.00</b>	<b>10</b>	<b>0.14</b>	<b>0</b>	<b>26</b>	<b>26</b>	<b>0.36</b>

CAREER HIGH: 7, 2X KILLS (9/16/17) / 15 ATTACKS (10/24/15) / 1.000 HITTING PERCENTAGE (9/16/17) / ASSISTS N/A / ACES N/A / 2 DIGS (8/26/17) / 5 BLOCKS (9/2/17)

### EMILY SCIORRA

SEASON	SP-MP	K	K/S	E	TA	PCT	A	A/S	SA	SA/S	DIG	D/S	BS	BA	TB	B/S
2016	11-8	0	0.00	1	2	-.500	0	0.00	2	0.18	5	0.45	0	0	0	0.00
2017	14-9	0	0.00	0	0	.000	1	0.07	0	0.00	7	0.50	0	0	0	0.00
<b>TOTAL</b>	<b>25-17</b>	<b>0</b>	<b>0.00</b>	<b>1</b>	<b>2</b>	<b>-.500</b>	<b>1</b>	<b>0.04</b>	<b>2</b>	<b>0.08</b>	<b>12</b>	<b>0.48</b>	<b>0</b>	<b>0</b>	<b>0</b>	<b>0.00</b>

CAREER HIGH: KILLS N/A / 1 ATTACK (9/10/16) / HITTING PERCENTAGE N/A / ASSISTS N/A / 2 ACES (9/16/16) / 3 DIGS (9/16/16) / BLOCKS N/A

### HEIDI THELEN

SEASON	SP-MP	K	K/S	E	TA	PCT	A	A/S	SA	SA/S	DIG	D/S	BS	BA	TB	B/S
2014	9-6	10	1.11	2	22	.364	0	0.00	0	0.00	1	0.11	1	6	7	0.78
2015	63-24	41	0.65	14	93	.290	8	0.13	0	0.00	11	0.17	7	59	66	1.05
2016	118-34	205	1.74	67	518	.266	3	0.03	0	0.00	27	0.23	8	86	94	0.80
2017	44-14	63	1.43	11	121	.430	1	0.02	0	0.00	9	0.20	5	39	44	1.00
<b>TOTAL</b>	<b>234-78</b>	<b>319</b>	<b>1.36</b>	<b>94</b>	<b>754</b>	<b>.298</b>	<b>12</b>	<b>0.05</b>	<b>0</b>	<b>0.00</b>	<b>48</b>	<b>0.21</b>	<b>21</b>	<b>190</b>	<b>211</b>	<b>0.90</b>

CAREER HIGH: 14 KILLS (10/5/16) / 30 ATTACKS (10/5/16) / .700 HITTING PERCENTAGE (8/26/17) / 5 ASSISTS (9/11/15) / ACES N/A / 3, 3X DIGS (9/2/17) / 9, 2X BLOCKS (10/21/15)

### HALEIGH WASHINGTON

SEASON	SP-MP	K	K/S	E	TA	PCT	A	A/S	SA	SA/S	DIG	D/S	BS	BA	TB	B/S
2014	80-27	208	2.60	37	369	.463	5	0.06	0	0.00	23	0.29	17	79	96	1.20
2015	115-34	302	2.63	58	552	.442	4	0.03	26	0.23	66	0.57	24	135	159	1.38
2016	121-34	291	2.40	52	556	.430	7	0.06	24	0.20	72	0.60	20	120	140	1.16
2017	38-14	128	2.67	15	224	.504	2	0.04	9	0.19	31	0.65	8	63	71	1.48
<b>TOTAL</b>	<b>364-109</b>	<b>929</b>	<b>2.55</b>	<b>162</b>	<b>1701</b>	<b>.451</b>	<b>18</b>	<b>0.05</b>	<b>59</b>	<b>0.16</b>	<b>192</b>	<b>0.53</b>	<b>69</b>	<b>397</b>	<b>466</b>	<b>1.28</b>

CAREER HIGH: 19 KILLS (11/12/16) / 32 ATTACKS (8/27/16) / .889 HITTING PERCENTAGE (9/16/17) / 3 ASSISTS (9/19/14) / 3, 4X ACES (9/16/16) / 7 DIGS (10/22/16) / 11 BLOCKS (9/19/15)

### BRYANNA WEISKIRCHER

SEASON	SP-MP	K	K/S	E	TA	PCT	A	A/S	SA	SA/S	DIG	D/S	BS	BA	TB	B/S
2014	Redshirt season															
2015	115-34	68	0.59	24	168	.262	1245	10.83	40	0.35	257	2.23	2	66	68	0.59
2016	70-25	15	0.21	6	40	.225	231	3.30	12	0.17	71	1.01	0	14	14	0.20
2017	48-14	11	0.23	3	22	.364	327	6.81	12	0.25	105	2.19	1	3	4	0.08
<b>TOTAL</b>	<b>233-3</b>	<b>94</b>	<b>0.40</b>	<b>33</b>	<b>230</b>	<b>.265</b>	<b>1803</b>	<b>7.74</b>	<b>64</b>	<b>0.27</b>	<b>433</b>	<b>1.86</b>	<b>3</b>	<b>83</b>	<b>86</b>	<b>0.37</b>

CAREER HIGH: 5, 2X KILLS (10/30/15) / 9 ATTACKS (10/21/15) / .833 HITTING PERCENTAGE (10/30/15) / 54, 2X ASSISTS (9/26/15) / 4, 2X ACES (11/5/15) / 17 DIGS (10/10/15) / 6, 2X BLOCKS (11/5/16)

### KENDALL WHITE

SEASON	SP-MP	K	K/S	E	TA	PCT	A	A/S	SA	SA/S	DIG	D/S	BS	BA	TB	B/S
2016	121-34	3	0.02	3	10	.000	81	0.67	13	0.11	500	4.13	0	0	0	0.00
2017	48-14	1	0.02	2	3	-.333	33	0.69	11	0.23	173	3.60	0	0	0	0.00
<b>TOTAL</b>	<b>169-48</b>	<b>4</b>	<b>0.02</b>	<b>5</b>	<b>13</b>	<b>-.077</b>	<b>114</b>	<b>0.67</b>	<b>24</b>	<b>0.14</b>	<b>673</b>	<b>3.98</b>	<b>0</b>	<b>0</b>	<b>0</b>	<b>0.00</b>

CAREER HIGH: 1, 3X KILLS (10/5/16) / 2 ATTACKS (10/5/16) / 1.000 HITTING PERCENTAGE (9/30/16) / 7 ASSISTS (10/22/16) / 4 ACES (9/15/17) / 32 DIGS (11/4/16) / BLOCKS N/A



# 2017 PENN STATE WOMEN'S VOLLEYBALL



**1** Kathryn Cather  
Jr., RS, 6-2  
Hoover, Ala.



**2** Emily Sciorra  
So., DS, 5-4  
Chantilly, Va.



**3** Kendall White  
So., DS, 5-4  
Indianapolis, Ind.




**5** Ali Frantti  
Sr., OH, 6-1  
Spring Grove, Ill.



**6** Nia Reed  
RS-Jr., OH, 6-1  
Fort Lee, N.J.



**7** Abby Detering  
Sr., S, 6-0  
Mentor, Ohio



**8** Lainy Pierce  
Sr., DS, 5-8  
Eden, N.Y.



**9** Jennifer Halterman  
Sr., DS, 5-3  
Dillsburg, Pa.



**10** Cami May  
Fr., RS, 6-2  
Katy, Texas



**11** Tori Gorrell  
RS-So., MB, 6-2  
Oakville, Ontario




**12** Keeton Holcomb  
Jr., DS, 5-7  
Belville, Texas




**14** Kristin Krause  
So., DS, 5-7  
Allentown, Pa.



**15** Haleigh Washington  
Sr., MB, 6-3  
Colorado Springs, Colo.




**17** Michaela Putnicki  
Fr., OH, 6-1  
Monument, Colo.



**18** Allison Farrell  
So., DS, 5-6  
Lombard, Ill.



**19** Heidi Thelen  
Sr., RS, 6-2  
Edgewood, Ky.



**21** Bryanna Weiskircher  
RS-Jr., S, 6-0  
Rockford, Ill.



**22** Simone Lee  
Sr., OH, 6-1  
Menomonee Falls, Wis.



**23** Clare Powers  
RS-Jr., OH, 6-3  
Aptos, Calif



Russ Rose  
Head Coach



Salima Rockwell  
Associate  
Head Coach




Craig Dyer  
Assistant Coach



Jon Parry  
Director of  
Operations



Dennis Hohenshelt  
Volunteer  
Assistant Coach



Scott Campbell  
Athletic Trainer