

# MINNESOTA

## BASKETBALL



### GAME 22

## MINNESOTA (13-8, 2-6) at PENN STATE (13-7, 1-6)

Wednesday, January 28 – 7:00 p.m. ET/6:00 p.m. CT  
University Park, Pa. (Bryce Jordan Center)

### 2014-15 SCHEDULE

Date	Opponent	TV	Time/Result
Nov. 6	MINNESOTA-DULUTH (EXH.)	BTN Plus	W, 95-68
ESPN ARMED FORCES CLASSIC (CGAS BORINQUEN, PUERTO RICO)			
Nov. 14	vs. #8/9 Louisville	ESPN	L, 68-81
NIT SEASON TIP-OFF (WILLIAMS ARENA)			
Nov. 18	WESTERN KENTUCKY	ESPN3	W, 76-54
Nov. 20	FRANKLIN PIERCE	BTN Plus	W, 109-57
Nov. 22	UMBC	BTN Plus	W, 69-51
NIT SEASON TIP-OFF (MADISON SQUARE GARDEN, NEW YORK)			
Nov. 26	at St. John's	ESPNU	L, 61-70
Nov. 28	vs. Georgia	ESPNU	W, 66-62
Dec. 2	at Wake Forest (ACC/Big Ten Challenge)	ESPNU	W, 84-69
Dec. 5	WESTERN CAROLINA	ESPN3	W, 84-64
Dec. 8	NORTH DAKOTA	ESPNU	W, 92-56
Dec. 10	SOUTHERN	ESPN3	W, 85-57
Dec. 19	SEATTLE UNIVERSITY	BTN	W, 92-57
Dec. 22	FURMAN	ESPN3	W, 86-76
Dec. 27	UNC WILMINGTON	BTN	W, 108-82
Dec. 31	at Purdue	BTN	L, 68-72
Jan. 3	at #12/11 Maryland	BTN	L, 58-70
Jan. 6	OHIO STATE	ESPN	L, 72-74 (ot)
Jan. 10	at Michigan	ESPNU	L, 57-62
Jan. 13	IOWA	BTN	L, 75-77
Jan. 17	RUTGERS	BTN	W, 89-80
Jan. 20	at Nebraska	BTN	L, 49-52
Jan. 24	ILLINOIS	BTN	W, 79-71
Jan. 28	at Penn State	BTN	6:00 p.m.
Jan. 31	NEBRASKA	BTN	5:00 p.m.
Feb. 7	PURDUE	BTN	2:00 p.m.
Feb. 12	at Iowa	BTN	6:00 p.m.
Feb. 15	at Indiana	BTN	6:30 p.m.
Feb. 18	NORTHWESTERN	BTN	8:00 p.m.
Feb. 21	at Wisconsin	ESPN/2	11:00 a.m.
Feb. 26	at Michigan State	BTN	6:00 p.m.
Mar. 5	WISCONSIN	ESPN/2	6:00 p.m.
Mar. 8	PENN STATE	CBS/BTN	TBA
Mar. 11-15	Big Ten Tournament (United Center, Chicago, Ill.)		

all times central • schedule subject to change

## MINNESOTA ATHLETIC COMMUNICATIONS

244 Bierman Field Athletic Building, Minneapolis, MN 55447

DAN REISIG, Associate Director, Athletic Communications

Work: 612-625-4389 • Cell: 612-419-6142 • Email: dbreisig@umn.edu

GOPHERSPORTS.com



@GopherMBB



/GopherMensBasketball

### GAME INFORMATION

**Date:** Wednesday, January 28, 2015  
**Time:** 7:00 p.m. ET/6:00 p.m. CT  
**Location:** University Park, Pa.  
**Arena:** Bryce Jordan Center (15,261)  
**TV:** BTN – Cory Provus (Play-by-Play); Shon Morris (Analyst)  
**Radio:** Learfield/1500 ESPN Twin Cities – Mike Grimm (Play-by-Play); Spencer Tollackson (Analyst)  
**Satellite Radio:** XM 195/Sirius 134

### SERIES INFORMATION

**Series:** 31st Meeting (24-6)  
**Series (Away):** 14th Meeting (9-4)  
**Current Streak:** W-5  
**Richard Pitino vs. Penn State:** 3-0  
**Minnesota vs. Big Ten:** 728-778  
**Richard Pitino vs. Big Ten:** 11-17

### GAME DAY TID-BITS

- Minnesota heads east to face Penn State on Wednesday evening at the Bryce Jordan Center.
- The Gophers have won two of their last three games, including an eight-point home victory over Illinois Saturday.
- Penn State captured its first Big Ten victory of the season with a 79-51 home win over Rutgers on Saturday.
- Minnesota has dropped five of its six conference losses by five points or fewer. Prior to this year, Minnesota had lost five or more Big Ten games by that margin just twice in the last 30 seasons (2010-11, 1984-85).
- Senior Andre Hollins broke out for 31 points in the win over the Scarlet Knights, tying a career-high with seven 3-pointers. It is his second-highest career scoring game (41 vs. Memphis) and the highest in BIG play. He followed it up at Nebraska with his second career double-double (21 pts., 11 reb.) and a game-high 28 points against the Illini. Hollins is averaging 26.7 points and 6.0 rebounds in his last three contests (55.1 FG%, 61.5 3FG%). Hollins is the only Gopher with over 1,500 career points and 300 career assists.
- Minnesota finished its non-conference schedule with an 11-2 record, including a perfect 9-0 mark at home. It is the fourth straight season the Gophers posted a perfect home non-conference record.
- As of Jan. 26, the Gophers are second nationally in steals per game (10.7) and sixth in assists (17.5), ranking first and second among Big Ten schools in those categories, respectively. Freshman Nate Mason is 18th nationally in steals (2.2).
- Mason leads the BIG in steals while senior DeAndre Mathieu is third in assists (5.1). Senior Maurice Walker is third in field goal shooting (.598). Mason's 43.5-percent 3-point shooting ranks sixth, with Mathieu (2.1 spg) and junior Carlos Morris (2.0) are second and third, respectively, among BIG players in steals. Andre Hollins is 11th in scoring among conference players at 14.5 points per game.
- In Big Ten play, Hollins is averaging a team high 15.8 points per game (BIG: 8th) while Walker is averaging a team-high 8.6 rebounds per game, placing him third in the conference.

### MINNESOTA TEAM INFORMATION

		PPG	RPG	APG	MPG	FG%	OTHER	
G	1	Andre Hollins	14.5	4.2	2.5	30.1	.429	1.0 spg
G	4	DeAndre Mathieu	8.7	2.9	5.1	28.8	.466	2.1 spg
G	11	Carlos Morris	13.0	3.8	2.4	27.6	.467	2.0 spg
F	24	Joey King	9.0	3.1	1.8	28.2	.439	0.5 spg
C	15	Maurice Walker	12.0	6.7	0.8	22.7	.598	1.6 spg/1.3 bpg

		PPG	RPG	APG	MPG	FG%	OTHER	
G	2	Nate Mason	9.9	3.3	3.0	25.2	.428	2.2 spg
G	12	Kendal Shell	0.9	0.2	0.3	3.6	.400	0.1 spg
C	21	Bakary Konaté	2.4	2.5	0.3	9.9	.476	0.5 bpg/spg
F	23	Charles Buggs	3.5	1.9	0.6	11.1	.417	0.2 spg
G	25	Mike Lukashewich	0.0	0.0	0.0	4.0	—	1 blk vs. Seattle
F	41	Gaston Diedhiou	0.0	0.0	0.0	3.0	—	—
C	55	Elliott Eliason	3.8	3.1	0.5	12.3	.696	0.6 bpg

MINNESOTA  
GOLDEN GOPHERS



**2014-15 Record:** 13-8  
**Big Ten Record:** 2-6

**Head Coach:**  
Richard Pitino (Providence, '05)  
**Career Record:** 56-35 (3rd season)  
**Record at Minnesota:** 38-21 (2nd season)

#### STATISTICAL LEADERS

Points: Andre Hollins (14.5)  
Rebounds: Maurice Walker (6.7)  
Assists: DeAndre Mathieu (5.1)  
Blocks: Maurice Walker (1.3)  
Steals: Nate Mason (2.2)

PENN STATE  
NITTANY LIONS



**2014-15 Record:** 13-7  
**Big Ten Record:** 1-6

**Head Coach:** Patrick Chambers  
(Philadelphia U., '94)  
**Career Record:** 93-94 (6th season)  
**Record at PSU:** 51-66 (4th season)

#### STATISTICAL LEADERS

Points: D.J. Newbill (22.0)  
Rebounds: Ross Travis (6.9)  
Assists: D.J. Newbill (3.1)  
Blocks: Jordan Dickerson (1.3)  
Steals: D.J. Newbill (1.5)

## GOPHERS VS. PENN STATE FACTS

LAST GOPHER WIN Mar. 13, 2014 (Minnesota 81, Penn State 63)  
 LAST PSU WIN Mar. 6, 2011 (PSU 66, Minnesota 63)

### COACHES

RICHARD PITINO VS. PSU 3-0  
 PATRICK CHAMBERS VS. MINNESOTA 0-5

### STREAKS

CURRENT STREAK Minnesota, W-5  
 WINS OVERALL 8 (March 6, 2004-Jan. 11, 2009)  
 LOSSES OVERALL 2 (three times - last: Feb. 17, 2011-March 6, 2011)  
 HOME WINS 8 (twice - last: Jan. 30, 2002-Dec. 29, 2009)  
 HOME LOSSES 1 (twice - last: March 6, 2011)  
 AWAY WINS 3 (March 2, 2005-Jan. 12, 2008)  
 AWAY LOSSES 4 (Jan. 15, 1994-Jan. 10, 1998)\*

\*Includes vacated games

### MISC.

MOST GOPHERS' POINTS - WIN 95 (Minnesota 95, PSU 67 - Feb. 3, 1993)  
 FEWEST GOPHERS' POINTS - WIN 62 (Minnesota 62, PSU 60 - March 2, 1996)\*  
 MOST GOPHERS' POINTS - LOSS 72 (twice - last: PSU 75, Minnesota 72 - Jan. 17, 2004)  
 FEWEST GOPHERS' POINTS - LOSS 60 (PSU 69, Minnesota 60 - March 11, 1995)\*  
 MOST PSU POINTS - WIN 82 (PSU 82, Minnesota 62 - Feb. 14, 2001)  
 FEWEST PSU POINTS - WIN 66 (twice - last: PSU 66, Minnesota 63 - March 6, 2011)  
 MOST PSU POINTS - LOSS 77 (Minnesota 82, PSU 77 - Feb. 18, 1998)\*  
 FEWEST PSU POINTS - LOSS 41 (Minnesota 67, PSU 41 - March 6, 1993)  
 LARGEST GOPHER WIN MARGIN 29 (Minnesota 73, PSU 44 - March 2, 2013)  
 LARGEST PSU WIN MARGIN 20 (PSU 82, Minnesota 62 - Feb. 14, 2001)  
 OVERTIME GAMES N/A

## GOPHERS VS. PENN STATE (ALL-TIME)

Overall: 24-6

Home: 12-2 • Away: 9-4 • Neutral: 3-0

1975	12/26	H	W	86-70
1993	2/3	H	W	95-67
1993	3/6	A	W	67-41
<b>1994</b>	<b>1/15</b>	<b>A</b>	<b>L</b>	<b>67-78</b>
<b>1994</b>	<b>2/16</b>	<b>H</b>	<b>W</b>	<b>94-66</b>
<b>1995</b>	<b>1/4</b>	<b>H</b>	<b>W</b>	<b>69-67</b>
<b>1995</b>	<b>3/11</b>	<b>A</b>	<b>L</b>	<b>60-69</b>
<b>1996</b>	<b>1/11</b>	<b>A</b>	<b>L</b>	<b>61-76</b>
<b>1996</b>	<b>3/2</b>	<b>H</b>	<b>W</b>	<b>62-60</b>
<b>1997</b>	<b>2/5</b>	<b>H</b>	<b>W</b>	<b>85-70</b>
<b>1998</b>	<b>1/10</b>	<b>A</b>	<b>L</b>	<b>68-75</b>
<b>1998</b>	<b>2/18</b>	<b>H</b>	<b>W</b>	<b>82-77</b>
<b>1998</b>	<b>3/26</b>	<b>N</b>	<b>W</b>	<b>79-72</b>
<b>1999</b>	<b>1/9</b>	<b>H</b>	<b>W</b>	<b>75-60</b>
<b>1999</b>	<b>2/17</b>	<b>A</b>	<b>W</b>	<b>69-63</b>
2000	1/26	A	L	72-80
2001	2/14	H	L	62-82
2002	1/30	H	W	94-70
2002	2/23	A	W	68-64
2002	3/7	N	W	84-60
2003	1/29	A	W	76-75
2003	2/22	H	W	77-62
2004	1/17	A	L	72-75
2004	3/6	H	W	78-62
2005	1/8	H	W	83-62
2005	3/2	A	W	73-69
2006	2/8	A	W	77-66
2007	1/27	H	W	65-60
2008	1/12	A	W	76-73
2008	2/24	H	W	75-68
2009	1/11	H	W	79-59
2009	2/14	A	L	63-68
2009	12/29	H	W	75-70
2010	2/6	A	W	66-64
2010	3/11	N	W	76-55
2011	2/17	A	L	63-66
2011	3/6	H	L	63-66
2012	1/15	A	W	80-66
2013	3/2	H	W	73-44
2014	1/8	A	W	68-65
2014	3/9	H	W	81-63
2014	3/13	N	W	63-56

\*Bolded games later vacated

## WEEKLY AWARDS

• The Gophers earned three BIG weekly awards in December: guard Nate Mason was named the Freshman of the Week (12/22), while the Gophers earned back-to-back Player of the Week awards: Andre Hollins (12/8) and Maurice Walker (12/15).

## ON BIG OPENERS

- The Gophers dropped their Big Ten opener at Purdue on Dec. 31.
- Minnesota lost their BIG opener last season against Michigan, after winning at home vs. Michigan State two seasons ago.
- The Gophers are 11-18 in Big Ten openers since the 1980-81 season (excluding vacated season).

## NON-CONFERENCE SUCCESS AT HOME

- Minnesota has won 43 consecutive non-conference home games, a streak which ranks second in the nation, trailing only Duke.
- The Gophers have also won 18 straight games in December, with the last loss coming on the road at Illinois (Dec. 27, 2011), 81-72 in double overtime.
- The Gophers' last December home loss was Dec. 31, 2008, in the Big Ten opener vs. Michigan State (70-58).

## OFFENSE CLICKS VS. SEAHAWKS

- In the non-conference finale vs. UNCW on Dec. 27, the Gophers put up strong numbers.
- Minnesota's 108-point total marked the second time in a season that they reached the century mark – a feat that hadn't been accomplished since the 1989-90 season (excluding vacated years).
- Three different Gophers set or matched career scoring totals vs. UNCW: Carlos Morris (24 pts), Nate Mason (18 pts) and Charles Buggs (13 pts).
- DeAndre Mathieu recorded his second double-double with 13 points and a career-high 11 assists, with zero turnovers.
- The Gophers shot 59.7 percent from the field, their second-best performance of the season, and matched a season-low for turnovers committed (8).

## GOPHERS ADD DIEDHIOU, LUKASHEWICH

• Head coach Richard Pitino announced the addition of two freshmen on Dec. 18 – forward Gaston Diedhiou (Dakar, Senegal/Canarias Academy) and guard Mike Lukasewich (Appleton, Wis./Appleton North).

## MARTIN TO SEEK TRANSFER

- Freshman forward Josh Martin transferred from Minnesota, effective Dec. 8, head coach Richard Pitino announced.
- "While we are disappointed in Josh's decision to transfer, we wish him nothing but the best in the future," said Pitino.
- Martin had appeared in seven games with the Gophers in a reserve role, recording nine points, seven rebounds and three blocks in 38 minutes of action.

## BIG NUMBERS PUT UP AT WAKE

- As part of their 15-point win at Wake Forest on Tuesday, the Gophers saw some impressive individual and team performances.
- Andre Hollins sank seven 3-pointers, a new career-high for the senior and one short of the school record (Malik Smith/Blake Hofferfarber, 8). Hollins also put up 27 points, his seventh career game with 25+ points.
- Carlos Morris had eight steals, one shy of the school record.
- Minnesota defeated the Demon Deacons by 15 points, 84-69, the highest margin of victory of all ACC/Big Ten Challenge games.

## SEASON OPENERS

- The Gophers historically have found success in their first game of the season, with a 90-23 record in

season openers dating back to the program's inception in 1896.

- Before the Nov. 14 trip to Puerto Rico, the Gophers had opened the season in the Twin Cities every season since 1995 when they traveled to Hawaii to face Valparaiso (later vacated).
- Officially, the last time the Gophers opened the season away from Minneapolis was 1991, facing No. 2 Arkansas in the Maui Invitational.
- Minnesota had won 16 straight season-opening games (excluding vacated years) prior.

## GOPHERS SIGN FOUR TO NLI's

- Head coach Richard Pitino announced the signing of four student-athletes to National Letters of Intent on Nov. 12.
- They are guards Kevin Dorsey (Port Tobacco, Md./Clinton Christian), Jarvis Johnson (Brooklyn Park, Minn./DeLaSalle), Dupree McBrayer (Jamaica, N.Y./Sunrise Christian Academy) and forward Jonathan Nwankwo (Mount Vernon, N.Y./Victory Rock Prep).
- "We are excited about the addition of all four student-athletes," Pitino said. "Not only are their futures very bright on the basketball court, but they will also be great representatives of our University and our basketball program."

## RECAPPING THE EXHIBITION

- The Gophers rolled past Minnesota Duluth, 95-68, on Nov. 6 at Williams Arena in the lone exhibition game of the season.
- Five Minnesota players scored in double figures, led by 23 points from newcomer Carlos Morris.
- Senior Elliott Eliason posted a game-high 16 rebounds while DeAndre Mathieu had eight assists.
- As a team, the Gophers shot 58.5 percent from the field (38-65) and won the rebounding battle by a 40-31 margin over the Bulldogs.

## DOUBLE DRE

- Minnesota's starting backcourt is comprised of a pair of senior guards in Andre Hollins and DeAndre Mathieu. The two leading returning scorers were named the team's captains prior to the season.
- Hollins, a Memphis, Tenn., native, is coming off a season that while affected by injury, saw him lead the team at 13.6 points per game. Hollins ranks 17th in career scoring at Minnesota with 1,309 points, needing just 78 points to move into the Gopher top-10.
- Mathieu had a breakout first season in Maroon and Gold after transferring from Central Arizona College. Last year, the Knoxville, Tenn., native was second in team scoring (12.0 ppg) and led the team in assists (4.2 apg), the latter ranking fourth in the Big Ten.
- Both Hollins and Mathieu were All-Big Ten honorable mentions following the 2013-14 season.

## GOPHERS ON TV

- Every regular season Minnesota game will be able to be watched live via television or web stream this season.
- Beginning with the season opener vs. Louisville on ESPN, the Gophers will be featured 13 times on the ESPN family of networks, including four BIG games.
- The Big Ten Network will carry at least 15 games on TV this season, while the BTN Plus web subscription service broadcasted the Franklin Pierce (Nov. 20) and UMBC (Nov. 22) games.
- Minnesota's regular season finale at home against Penn State (Mar. 8) is a wild-card game that will be shown live on BTN or CBS.

## MINNESOTA MEDIA POLICIES

## MEDIA CREDENTIALS

Requests for working media credentials (newspaper, radio, TV, photo) for Minnesota home games must be made on-line at [gophersports.com/mbbmedia](http://gophersports.com/mbbmedia). Requests for credentials should be made as early as possible due to severe seat limitations in the press areas at Williams Arena. Please contact the Athletic Communications office for more information regarding the on-line credentialing system. Delivery of credentials will be handled according to individual situations, but in most cases will not be mailed. Credentials can be picked up starting two and a half hours before game time at the Williams Arena media will call gate at the west end of the south lobby of the building.

## MEDIA CREDENTIAL CRITERIA

- Due to severe space limitations for media seating in Williams Arena, media requesting credentials for Golden Gopher basketball will have to meet certain criteria to gain access to press seating. The criteria will also determine where media will be located during games either in press row courtside or in the upper press row (Row 1 of balcony on north side). Order of priority:
- The originating television entity of the game will be seated courtside at center court.
  - Flagship radio for both teams will be seated in the upper level press row. Any non-originating radio stations doing game updates will be seated in the upper press row. Student radio stations will be subject to space restrictions and will only be granted credentials if space allows.
  - Any national publication will be granted a minimum of one credential for working press and one photography credential if needed courtside.
  - The Associated Press and the primary daily newspapers of the Minneapolis/St. Paul market that provide daily coverage for Golden Gopher basketball will be granted three seats courtside. (1-photo, 2-working press). Any other requested credentials will be seated in the upper press row.
  - Any visiting team's primary newspapers from its largest media market that provide daily coverage of the visiting team will be granted one credential courtside if space allows. The location of other credentialed media of the visiting team will be determined by circulation size or the visiting SID.
  - Minneapolis/St. Paul local television stations with network affiliation will be granted a shooting position (located near the slash camera position) and one seat in the radio deck.
  - Any local television stations from visiting markets will be seated on the radio deck.
  - Daily student newspapers will be placed on the radio deck with the exception of the Minnesota Daily. The Minnesota Daily will have one credential in the courtside press row. Any additional credentialed seats will be located in the radio deck.
  - Any weekly, basketball specific, or school specific publications with the exception of the Minnesota Spokesman-Recorder will be seated on the radio deck and issue of credentials will be determined by space restrictions and the media relations office. The Minnesota Spokesman-Recorder will have one credential in the courtside press row.
  - If there is no space available on either press row, media can request credentials and have access during the game to the media work room located on the second level of the east addition and postgame interview areas.

## PHOTO AND FILM CREDENTIALS

All photo and game film credentials should be requested as early as possible because of severe space limitations. Photographers and film crews may work only in the designated areas. Photographers are not allowed on the court during play, but can photograph pregame and postgame activities, if they have requested such access from the media relations staff. Failure to comply will result in expulsion from the arena.

## WEEKLY PRACTICE ACCESS/INTERVIEW AVAILABILITY

Coach Pitino and select Golden Gopher players will be made available for interviews the day before each game prior to the start of that day's practice. Interviews, in most cases, will be conducted in the Williams Arena Media Room. This is subject to change at the coaches discretion. It is strongly recommended that at least 24 hours notice be given to Dan Reisig in the Athletic Communications Office to ensure that your request can be considered.

## BIG TEN/RICHARD PITINO WEEKLY MEDIA TELECONFERENCE

Starting with the beginning of Big Ten conference play in January and for the rest of the regular season, there will be a weekly teleconference coordinated by the Big Ten Conference office involving all of its men's basketball coaches. Interested media may call in and participate in the call. For a full schedule of the coaches participating, please see the Big Ten basketball weekly release.



# RICHARD PITINO

HEAD COACH | SECOND SEASON

## Richard Pitino AT A GLANCE

**Born** Sept. 16, 1982  
**Hometown** Boston, Mass.  
**High School** St. Sebastian's School (Needham, Mass.)  
**College** Providence, 2005 (B.S. History)  
**Family** Wife, Jill; Daughter, Ava; Son, Jack

### Collegiate Coaching Experience

2005-06	Assistant Coach	Northeastern
2006-07	Assistant Coach	Duquesne
2007-09	Assistant Coach	Louisville
2009-11	Assistant Coach	Florida
2011-12	Associate Head Coach	Louisville
2012-13	Head Coach	Florida International
2013-	Head Coach	Minnesota

### Coaching Record

2012-13	Florida International	18-14
---------	-----------------------	-------

- Led FIU to first winning season since 1999-2000
- Guided Panthers to 18 wins, its highest total since 1997-98
- Led FIU to its first appearance in the Sun Belt Conference Tournament championship game.
- FIU finished with 11 conference wins on the season, the most by a Panther team since joining the Sun Belt Conference.

2013-	Minnesota	38-21
-------	-----------	-------

- Set a school record for victories in a single season (2013-14)
- Guided Gophers to NIT Championship (2014)

### Pitino's NBA Players

Name	Current/Last NBA Team	Overall Pick	Year
Russ Smith	New Orleans Pelicans	47	2014
Gorgui Dieng	Minnesota Timberwolves	21	2013
Peyton Siva	Detroit Pistons	56	2013
Chandler Parsons	Houston Rockets	38	2011
Samarco Samuels	Cleveland Cavaliers (2013)	Free Agent	
Earl Clark	Cleveland Cavaliers	14	2009
Derrick Caracter	Los Angeles Lakers (2012)	58	2010
Chris Smith	New York Knicks	Free Agent	
Vernon Macklin	Detroit Pistons (2012)	52	2011
Terrance Williams	Boston Celtics (2013)	11	2009
Jerry Smith	New Jersey Nets (2012)	Free Agent	
Jose Juan Barea	Minnesota Timberwolves	Free Agent	

Richard Pitino is in his second season as the 17th head coach of the University of Minnesota's Golden Gopher men's basketball team.

In year one, Pitino led the Gophers to their second National Invitation Tournament championship in program history, posting a school-record 25 wins in the process. Among those victories were three top-25 wins at home in Williams Arena, knocking off #9/8 Wisconsin, #11/9 Ohio State, and #20/19 Iowa. Those were part of the 20 home wins that the Gophers amassed during the season. Pitino's first Gopher team finished with eight Big Ten victories, seventh in the conference, along with an opening-round win in the Big Ten Tournament. The 2014-15 squad featured two All-Big Ten honorable mention players in junior guards Andre Hollins and DeAndre Mathieu, the latter one of four newcomers that arrived on campus with Pitino.

"We are excited to welcome Coach Pitino to the University of Minnesota," said University President Eric Kaler at the time of his hiring. "Pitino brings the energy, skill, passion and commitment we need to lead our program and develop our student-athletes, both on and off the court."

Pitino came to Gold Country after spending one season at the helm of the Florida International University (FIU) basketball program. Prior to his arrival in South Florida, FIU had not had a winning season since 1999-2000 and in the three seasons before his hiring posted a combined record of 26-65.

"Coach Pitino is the right fit for our university, basketball program and student-athletes," said Teague. "We were impressed with the turnaround at Florida International and his prior success with Louisville and Florida. We look forward to working with Richard to build a successful long-term program."

In just one season, Pitino led the program to 18 wins, the fourth-most in program history, and its first appearance in the Sun Belt Conference Tournament championship game. FIU finished with 11 conference wins on the season, the most by a Panther team since joining the Sun Belt Conference.

"It is an unbelievable honor to have the opportunity to lead the University of Minnesota program," said Pitino. "I want to thank President Kaler, Norwood Teague and the rest of the administration for believing I am the right person to build this program and develop its student-athletes. I look forward to working with Norwood, our student-athletes and the entire athletic department."

Prior to leading FIU, Pitino served as the Associate Head Coach for one season and an assistant for two other seasons under his father, Rick, at Louisville. In three years overall with the Cardinals, he helped the program to a combined 88-25 record, a pair of NCAA Elite Eight berths (2008 and 2009) and one NCAA Final Four appearance (2012). His efforts also helped the Cards land two of top 15 recruiting classes in his three years (2007-08 and 2008-09).

Pitino also spent time as an assistant for two seasons under Billy Donovan at Florida. In his time with the Gators, the club was a combined 50-20 with back-to-back NCAA Tournament appearances, including reaching the 2011 NCAA Southeast Regional finals before falling to NCAA runner-up Butler.

Pitino has also spent time as an assistant at Duquesne (2006-07) and Northeastern (2005-06).

# MINNESOTA WHEN...

	2014-15	2013-14
Home	11-2	18-3
Away	1-5	3-7
Neutral	1-1	4-3
Nonconference (includes post-season games)	11-2	17-3
Big Ten Conference	2-6	8-10
Big Ten Tournament	—	1-1
Leading at half	13-4	18-6
Trailing at half	0-4	5-7
Tied at half	—	2-0
Leading with 5:00 left	12-3	22-1
Trailing with 5:00 left	0-3	2-12
Tied with 5:00 left	1-2	1-0
Overtime	0-1	1-2
Shooting 50% or better from the field	8-0	8-0
Shooting less than 50% from the field	5-8	17-13
Opp. shoot 50% or better from the field	1-2	1-4
Opp. shoot less than 50% from the field	12-6	24-9
Make more 3s than opponent	7-6	17-4
Opponent makes more 3s	3-2	5-9
3s are equal	3-0	3-0
More FT attempts than opponent	8-1	18-2
Opponent had more FT attempts	4-6	7-11
FT attempts are equal	1-1	—
Out-rebound opponent	7-2	12-4
Out-rebounded by opponent	6-6	10-7
Rebounds are equal	—	3-2
Fewer turnovers than opponent	11-2	17-2
More turnovers than opponent	2-5	5-11
Turnovers are equal	0-1	3-0
Bench outscores opponent's bench	9-5	14-8
Opponent's bench outscores MN bench	3-2	10-5
Bench points are equal	1-1	1-0
Score 70 points or more	11-2	16-6
Score fewer than 70 points	2-6	9-7
Hold opponent to less than 70 points	9-2	19-5
Opponent scores 70 points or more	4-6	6-8
Score 80 points or more	9-0	11-0
Games decided by 1-5 points	1-5	4-4
Games decided by 6-10 points	3-1	10-3
Games decided by 11-15 points	1-2	5-3
Games decided by more than 15 points	8-0	6-3
November	4-2	6-2
December	7-1	5-0
January	2-5	4-4
February	—	3-5
March	—	5-2
April	—	2-0
On CBS, TruTV, TNT, TBS	—	—
On ESPN, ESPN2, ESPNU	3-4	8-3
On Big Ten Network	4-4	11-10
Other/Internet	6-0	6-0
Non-Televised	—	—
vs. ranked opponents	0-3	3-7
vs. unranked opponents	13-5	22-6
Miscellaneous Stats		
Current streak	W-1	W-5
Homecourt streak	W-2	W-5
Neutral streak	W-1	W-2
Road streak	L-4	L-2
Wearing White	8-1	14-1
Wearing Gold	3-1	7-3
Wearing Maroon	2-4	4-9
Wearing Black/Camo	0-2	—
Day Games	4-3	6-6
Night Games	9-5	19-7
Weekday Games	9-6	17-7
Weekend Games	4-2	8-6

# 2014-15 STARTING LINEUPS

Games	G	G	G/F	F	F/C	Record
1-17	Mathieu	Hollins	Morris	King	Walker	11-6
18	Mason	Hollins	Buggs	King	Eliason	0-1
19-20	Mason	Hollins	Morris	King	Walker	1-1
21	Mathieu	Hollins	Morris	King	Walker	1-0

# 2014-15 MISCELLANEOUS STATISTICS

ATTENDANCE	G	TOTAL	AVERAGE	STARTS	SEASON (CAREER)
Home	13	153,697	11,823	Andre Hollins	21 (110)
Away	6	67,359	11,226	Joey King	21 (36)
Neutral	2	7,241	3,621	Maurice Walker	20 (22)
Total	21	228,297	10,871	Carlos Morris	20 (20)
				DeAndre Mathieu	18 (56)
				Nate Mason	3 (3)
				Elliott Eliason	1 (60)
				Charles Buggs	1 (1)
<b>DUNK -O- METER</b>				<b>SEASON (CAREER)</b>	
Maurice Walker				11 (23)	
Charles Buggs				6 (6)	
Elliott Eliason				5 (12)	
Bakary Konate				5 (5)	
Joey King				4 (7)	
Andre Hollins				3 (8)	
Carlos Morris				1 (1)	
Josh Martin				1 (1)	
<b>DOUBLE-DOUBLES</b>				<b>SEASON (CAREER)</b>	
Maurice Walker				2 (2)	
DeAndre Mathieu				2 (2)	
Andre Hollins				1 (2)	
Elliott Eliason				(6)	
<b>DOUBLE-FIGURE SCORING</b>				<b>SEASON (CAREER)</b>	
Maurice Walker				14 (25)	
Carlos Morris				14 (14)	
Andre Hollins				13 (77)	
Nate Mason				12 (12)	
DeAndre Mathieu				10 (34)	
Joey King				10 (28)	
Charles Buggs				1 (2)	
Elliott Eliason				(8)	
<b>20-POINT GAMES</b>				<b>SEASON (CAREER)</b>	
Andre Hollins				6 (27)	
Maurice Walker				2 (2)	
Carlos Morris				2 (2)	
Joey King				(3)	
DeAndre Mathieu				(1)	
<b>DOUBLE-FIGURE ASSISTS</b>				<b>SEASON (CAREER)</b>	
DeAndre Mathieu				2 (2)	
<b>DOUBLE-FIGURE REBOUNDS</b>				<b>SEASON (CAREER)</b>	
Maurice Walker				3 (3)	
Andre Hollins				1 (2)	
Elliott Eliason				(11)	
Largest Victory				52	vs. Franklin Pierce (11/20/14)
Largest Defeat				13	vs. Louisville (11/14/14)
Largest Halftime Lead				24	vs. Franklin Pierce (11/20/14)
Largest Halftime Deficit				13	vs. Louisville (11/14/14)
Most Points In First Half				55	vs. Franklin Pierce (11/20/14)
Most Points In Second Half				54	twice; last vs. UNCW (12/27/14)
Most Points Allowed In First Half				43	vs. Louisville (11/14/14)
Most Points Allowed In Second Half				47	at Purdue (12/31/14)
Best Field Goal Pct. In A Half			.680 (17-25) - 1st half		vs. Southern (12/10/14)
Largest Lead				53	vs. Franklin Pierce (11/20/14)
Largest Lead On Road				19	at Wake Forest (12/2/14)
Largest Lead - Neutral Site				16	vs. Georgia (11/28/14)
Largest Blown Lead - Loss				13	at Purdue (12/31/14)
Largest Deficit				20	vs. Louisville (11/14/14)
Largest Deficit At Home				17	vs. Iowa (1/13/15)

# CAREER RECORDS

## SCORING

Player (Seasons)	Pts.
1. Mychal Thompson (1975-78)	1,992
2. Willie Burton (1987-90)	1,800
3. Randy Breuer (1979-83)	1,777
4. Sam Jacobson (1995-98)	1,709
5. Kevin McHale (1977-80)	1,704
6. Quincy Lewis (1996-99)	1,614
7. <b>Andre Hollins (2011-Present)</b>	<b>1,613</b>
8. Tommy Davis (1982-85)	1,481
9. Trent Tucker (1979-82)	1,445
10. Charley Mencil (1952-55)	1,391
11. Marc Wilson (1983-86)	1,386
12. Kevin Lynch (1988-91)	1,355
13. Tom Kondla (1966-68)	1,350
14. Ron Johnson (1958-60)	1,335
15. Lou Hudson (1964-66)	1,329
Austin Hollins (2010-2014)	1,321
17. Dan Coleman (2004-08)	1,317
18. Arriel McDonald (1991-94)	1,273
19. Dusty Rychart (1999-2002)	1,268
20. Blake Hofferbar (2007-11)	1,267
21. Melvin Newbern (1988-90)	1,224
22. Jim McIntyre (1946-49)	1,223
23. Archie Clark (1964-66)	1,199
Lawrence Westbrook (2006-10)	1,199
25. Randy Carter (1991-94)	1,186
26. Darryl Mitchell (1978-82)	1,182
27. Michael Bauer (2000-04)	1,168
28. Rodney Williams (2009-13)	1,145
29. Osborne Lockhart (1974-78)	1,106
30. George Kline (1954-58)	1,098
31. Voshon Lenard (1991-93)	1,097
32. Eric Magdanz (1960-63)	1,083
33. Mark Hall (1978-82)	1,072
John Shasky (1982-86)	1,072
35. Eric Hill (1968-71)	1,057
36. Maurice Hargrow (2001-04, '05-06)	1,021
37. Ralph Sampson III (2008-12)	1,016
38. Jim Brewer (1970-73)	1,009
39. Dick Garmaker (1953-55)	1,008
40. Larry Mikan (1967-70)	1,007

## THREE-POINT FIELD GOALS

Player (Seasons)	3-fg
1. Blake Hofferbar (2007-11)	279
2. <b>Andre Hollins (2011-Present)</b>	<b>248</b>
3. Michael Bauer (2000-04)	191
4. Austin Hollins (2010-2014)	181
5. Sam Jacobson (1995-98)	173
6. Lawrence McKenzie (2006-08)	157
7. Kevin Burlison (2000-03)	148
8. Lawrence Westbrook (2006-10)	140
9. Voshon Lenard (1992-93)	137
10. Quincy Lewis (1996-99)	127
11. Kevin Lynch (1988-91)	117
12. Terrance Simmons (1999-2001)	108
13. Jamal Abu-Shamala (2005-09)	106
14. Aaron Robinson (2002-05)	101
15. Arriel McDonald (1991-94)	100
Adam Boone (2003-04, 2005-06)	100

## THREE-POINT FIELD GOAL ATTEMPTS

Player (Seasons)	3-fga
1. Blake Hofferbar (2007-11)	682
2. <b>Andre Hollins (2011-Present)</b>	<b>631</b>
3. Michael Bauer (2000-04)	535
4. Austin Hollins (2010-2014)	530
5. Sam Jacobson (1995-98)	474
6. Kevin Burlison (2000-03)	447
7. Lawrence McKenzie (2006-08)	391
8. Voshon Lenard (1992-93)	369
9. Quincy Lewis (1996-99)	369
10. Lawrence Westbrook (2006-10)	369
11. Arriel McDonald (1991-94)	315
Adam Boone (2003-04, 2005-06)	315
13. Terrance Simmons (1999-2001)	304
14. Kevin Lynch (1988-91)	298

## THREE-POINT FIELD-GOAL PCT. min. 80 attempts

Player (Seasons)	Pct. (FG-FGA)
1. Ray Gaffney (1986-89)	.450 (50-111)
2. Travarus Bennett (2001-02)	.422 (57-135)
3. Tim Hanson (1985-88)	.419 (49-117)
4. Blake Hofferbar (2007-11)	.409 (279-682)
5. Jamal Abu-Shamala (2005-2009)	.402 (106-264)
Lawrence McKenzie (2006-08)	.402 (157-391)
7. Julian Welch (2011-213)	.399 (57-143)
8. <b>Andre Hollins (2011-Present)</b>	<b>.393 (248-631)</b>
9. Kevin Lynch (1988-91)	.393 (117-298)
10. Kim Zurcher (1987-88)	.390 (57-146)
11. Devoe Joseph (2008-11)	.382 (97-254)
12. Lawrence Westbrook (2006-10)	.379 (140-369)
13. Willie Burton (1987-90)	.378 (82-217)

## FREE THROWS MADE

Player (Seasons)	FTM
1. Willie Burton (1987-90)	426
2. Randy Breuer (1980-83)	415
3. <b>Andre Hollins (2011-Present)</b>	<b>389</b>
4. Jim McIntyre (1946-49)	361
5. Charley Mencil (1952-55)	347
6. Mychal Thompson (1975-78)	346
7. Dick Garmaker (1954-55)	342
8. Ron Johnson (1958-60)	326
9. Marc Wilson (1983-86)	306
10. Archie Clark (1964-66)	291

## FREE THROW ATTEMPTS

Player (Seasons)	FTA
1. Willie Burton (1987-90)	569
Randy Breuer (1980-83)	569
3. Jim McIntyre (1946-49)	508
4. Mychal Thompson (1975-78)	500
5. Charley Mencil (1952-55)	480
6. <b>Andre Hollins (2011-Present)</b>	<b>469</b>
7. Dick Garmaker (1954-55)	460
8. Ron Johnson (1958-60)	438
9. Marc Wilson (1983-86)	428
10. Tom Kondla (1966-68)	418
11. Archie Clark (1964-66)	412
12. Eric Magdanz (1961-63)	381

## FREE THROW PERCENTAGE min. 200 attempts

Player (Seasons)	Pct. (FT-FTA)
1. <b>Andre Hollins (2011-Present)</b>	<b>.829 (389-469)</b>
2. Voshon Lenard (1992-93)	.810 (192-237)
3. Phil "Flip" Saunders (1974-77)	.809 (170-210)
4. Lawrence Westbrook (2006-2010)	.807 (243-301)
5. Kevin Lynch (1988-91)	.784 (200-255)
6. Arriel McDonald (1991-94)	.783 (275-351)
7. Tommy Davis (1982-85)	.777 (227-292)
8. Dusty Rychart (1999-2002)	.775 (251-324)
9. Trent Tucker (1979-82)	.772 (183-237)
10. Kevin McHale (1977-80)	.770 (275-357)
11. Jed Dommeyer (1953, '56-57)	.770 (188-244)
12. Oliver Shannon (1969-71)	.761 (239-314)
13. Darryl Mitchell (1979-82)	.760 (266-350)

## ASSISTS

Player (Seasons)	Assists
1. Arriel McDonald (1991-94)	547
2. Kevin Burlison (2000-03)	440
3. Al Nolen (2007-11)	394
4. Marc Wilson (1983-86)	375
5. Melvin Newbern (1988-90)	369
6. <b>Andre Hollins (2011-Present)</b>	<b>322</b>
7. Kevin Lynch (1988-91)	301
8. Ray Williams (1976-77)	296
9. Phil "Flip" Saunders (1974-77)	295
10. Austin Hollins (2010-2014)	293
11. Terrence Simmons (1998-2001)	285
12. Adam Boone (2003-04, '05-06)	269
13. Osborne Lockhart (1975-78)	268

## ASSISTS AVERAGE min. 40 games played

Player (Seasons)	Avg.
1. Ray Williams (1976-77)	5.7
2. Arriel McDonald (1991-94)	4.5
3. Melvin Newbern (1988-90)	4.1
Adam Boone (2003-04, '05-06)	4.1
5. Al Nolen (2007-11)	4.0
6. Phil "Flip" Saunders (1974-77)	3.7
7. Kevin Burlison (2000-2003)	3.6
8. Terrance Simmons (1998-2001)	3.4
<b>Andre Hollins (2011-Present)</b>	<b>2.5</b>

Assists were first compiled as an official statistic by the Big Ten and the University of Minnesota beginning with the 1974-75 season (Phil Saunders' totals include only his last three seasons of competition). They were first compiled by the NCAA in 1983-84.

## STEALS

Player (Seasons)	Steals
1. Melvin Newbern (1988-90)	215
2. Austin Hollins (2010-2014)	213
3. Al Nolen (2007-11)	205
4. Damian Johnson (2006-10)	195
5. Quincy Lewis (1996-99)	179
6. Trent Tucker (1979-82)	164
7. Arriel McDonald (1991-94)	163
8. Kevin Burlison (2000-03)	160
9. Darryl Mitchell (1979-82)	153
10. Marc Wilson (1983-86)	138
11. Voshon Lenard (1991-93)	134
Sam Jacobson (1995-98)	131
13. Kevin Lynch (1988-91)	127

Minnesota first compiled steals beginning with the 1977-78 season.

## BLOCKS

Player (Seasons)	Blocks
1. Kevin McHale (1977-80)	235
2. Randy Breuer (1980-83)	229
3. Ralph Sampson III (2008-12)	203
4. Damian Johnson (2006-10)	191
5. Joel Przybilla (1998-2000)	165
6. Michael Bauer (2000-04)	157
7. Jeff Hagen (2002-05)	153
8. Mychal Thompson (1975-78)	150
9. <b>Elliott Eliason (2011-Present)</b>	<b>148</b>
10. Bob Martin (1989-92)	146
11. Rodney Williams (2009-13)	141
12. Dan Coleman (2004-08)	114
13. John Shasky (1983-86)	111
14. Trevor Mbakwe (2010-13)	106
15. Jerry Holman (2001-03)	95

Minnesota first compiled blocks beginning with the 1976-77 season (Mychal Thompson's totals include his junior and senior seasons, and 21 of 26 games his sophomore season).

## GAMES PLAYED

Player (Seasons)	Games
1. Austin Hollins (2010-14)	141
2. Rodney Williams (2009-13)	134
3. Blake Hofferbar (2007-11)	132
4. Sam Jacobson (1995-98)	130
5. <b>Elliott Eliason (2011-Present)</b>	<b>129</b>
6. Jamal Abu-Shamala (2005-09)	128
<b>Andre Hollins (2011-Present)</b>	<b>128</b>
8. Damian Johnson (2006-10)	127
Dan Coleman (2004-08)	127
Quincy Lewis (1996-99)	127
Maverick Ahanmisi (2010-14)	127
12. Ralph Sampson III (2008-12)	125
13. Ernest Nzigamasabo (1991-94)	124
14. Kevin Burlison (2000-03)	123
Chad Kolander (1992-95)	123
16. Lawrence Westbrook (2006-10)	121
Arriel McDonald (1991-94)	121

# THE LAST TIME...

RANKED IN A.P. TOP 25 Feb. 4, 2013 (No. 18)  
RANKED IN USA TODAY TOP 25 Feb. 4, 2013 (No. 18)  
DEFEATED AN A.P. NO. 1 TEAM Feb. 27, 2013 (Minnesota 77, No. 1 Indiana 73)  
DEFEATED AN A.P. TOP 5 TEAM Feb. 27, 2013 (Minnesota 77, No. 1 Indiana 73)  
DEFEATED AN A.P. TOP 10 TEAM Jan. 22, 2014 (Minnesota 81, No. 9 Wisconsin 68)  
DEFEATED AN A.P. TOP 25 TEAM Feb. 25, 2014 (Minnesota 95, No. 20 Iowa 89)  
DEFEATED A HIGHER RANKED TEAM ON THE ROAD *(when ranked)*  
Feb. 12, 1994 (#23 Minnesota 109, #21 Wisconsin 78 in Madison, Wis.)  
DEFEATED A RANKED TEAM ON THE ROAD *(when unranked)*  
Jan. 13, 2012 (Minnesota 77, #7 Indiana 74 in Bloomington, Ind.)  
DEFEATED A HIGHER RANKED TEAM AT NEUTRAL SITE *(when ranked)*  
Nov. 26, 2009 (#16 Minnesota 82, #10 Butler 73 in Anaheim, Calif.)  
DEFEATED A RANKED TEAM AT NEUTRAL SITE *(when unranked)*  
Mar. 22, 2013 (Minnesota 83, No. 24 UCLA 63 - NCAA)  
SCORED 100 POINTS IN A GAME Dec. 27, 2014 (Minnesota 108, UNCW 82)  
ALLOWED 100 POINTS IN A GAME Feb. 20, 1988 (Iowa 107, Minnesota 86)  
HELD OPPONENT TO LESS THAN 50 POINTS - WIN  
Feb. 16, 2014 (Minnesota 54, Northwestern 48)  
HELD OPPONENT TO LESS THAN 50 POINTS - LOSS  
Jan. 26, 2013 (Wisconsin 45, Minnesota 44)  
HELD OPPONENT TO LESS THAN 40 POINTS Nov. 9, 2012 (Minnesota 72, American 36)  
HELD OPPONENT UNDER 20 POINTS IN A HALF Feb. 22, 2014 (Ohio State - 18 in 1st half)  
HELD OPPONENT UNDER 15 POINTS IN A HALF Mar. 2, 2013 (Penn State - 12 in 1st half)  
DEFEATED A TEAM BY 30 POINTS Dec. 19, 2014 (Minnesota 92, Seattle 57)  
DEFEATED A TEAM BY 40 POINTS Nov. 20, 2014 (Minnesota 109, Franklin Pierce 57)  
SHOT 70 PERCENT FROM THE FIELD Feb. 11, 1984 (.714, vs. Indiana - 30 of 42)  
SHOT 60 PERCENT FROM THE FIELD Dec. 8, 2014 (.600 vs. North Dakota - 36 of 60)  
MADE 10 THREE-POINTERS IN A GAME Jan. 17, 2015 (10 of 28 vs. Rutgers)  
HAD 50 REBOUNDS IN A GAME Nov. 16, 2013 (54 at Richmond)  
HAD 30 ASSISTS IN A GAME Dec. 2, 1991 (30 vs. Youngstown State)  
HAD 25 ASSISTS IN A GAME Dec. 27, 2014 (25 vs. UNCW)  
HAD 15 STEALS IN A GAME Dec. 22, 2014 (15 vs. Furman)  
HAD 10 STEALS IN A GAME Jan. 17, 2015 (11 vs. Rutgers)  
BLOCKED 10 SHOTS IN A GAME Nov. 21, 2013 (12 vs. Wofford)  
COMMITTED FEWER THAN 5 TURNOVERS Jan. 24, 2004 (4 vs. Indiana - OT)  
FORCED 30 TURNOVERS Dec. 28, 2007 (30 vs. Nicholls State)  
FORCED 25 TURNOVERS Dec. 8, 2014 (25 vs. North Dakota)  
HAD SIX PLAYERS SCORE IN DOUBLE FIGURES Dec. 8, 2014 vs. North Dakota  
(Maurice Walker-22, DeAndre Mathieu-15, Carlos Morris-14,  
Joey King-12, Nate Mason-11, Andre Hollins-10)  
TWO PLAYERS WITH DOUBLE-DOUBLES IN THE SAME GAME  
Dec. 10, 2013 (Austin Hollins - 20 points, 14 rebounds;  
Elliott Eliason - 10 points, 12 rebounds vs. South Dakota State)  
WON A GAME WITH THE LAST SHOT  
Feb. 6, 2010 (Lawrence Westbrook jumper as time expired at Penn State)

## OVERTIME

PLAYED AN OVERTIME GAME Jan. 6, 2015 (Ohio State 74, Minnesota 72 OT)  
PLAYED A DOUBLE OVERTIME GAME Feb. 5, 2014 (Purdue 77, Minnesota 74 3OT)  
PLAYED A TRIPLE OVERTIME GAME Feb. 5, 2014 (Purdue 77, Minnesota 74 3OT)  
WON AN OVERTIME GAME Apr. 1, 2014 (Minnesota 67, Florida State 64 OT)  
LOST AN OVERTIME GAME Jan. 6, 2015 (Ohio State 74, Minnesota 72 OT)

## MINNESOTA INDIVIDUAL RECORDS

TRIPLE-DOUBLE Mychal Thompson (34 pts, 12 reb, 12 blocks vs. Ohio State), 1/26/1976  
DOUBLE-DOUBLE (PTS-AST) DeAndre Mathieu (13 pts., 11 ast., vs. UNCW), 12/27/2014  
DOUBLE-DOUBLE (PTS-RBS) Maurice Walker (12 pts., 13 rbs., vs. Illinois), 1/24/2015  
40 OR MORE POINTS IN A GAME Andre Hollins (41 vs. Memphis), 11/23/2012  
35 POINTS IN A GAME Andre Hollins (41 vs. Memphis), 11/23/2012  
30 POINTS IN A GAME Andre Hollins (31 vs. Rutgers), 1/17/2015  
25 POINTS IN A GAME Andre Hollins (28 vs. Illinois), 1/24/2015  
25 POINTS IN A HALF Vincent Grier (25 in 2nd half vs. Wisconsin), 1/26/2005  
20 POINTS IN A HALF Joe Coleman (24 in 2nd half at Illinois), 1/09/2013  
20 REBOUNDS IN A GAME Richard Coffey (20 vs. Grambling State), 12/30/1987  
15 REBOUNDS IN A GAME Trevor Mbakwe (16 at Northwestern), 1/23/2013  
15 ASSISTS IN A GAME Arriel McDonald (16 vs. Wisconsin), 1/12/1994  
10 ASSISTS IN A GAME DeAndre Mathieu (11 vs. UNCW), 12/27/2014  
FIVE THREE-POINTERS IN A GAME Andre Hollins (5 vs. Illinois), 1/24/2015  
15 FREE THROWS MADE IN A GAME Trevor Mbakwe (16 vs. Fairfield), 11/27/2011  
10 FREE THROWS MADE IN A GAME Austin Hollins (10 vs. Southern Miss), 3/25/2014  
FIVE STEALS IN A GAME Nate Mason (5 vs. Rutgers), 1/17/2015  
FIVE BLOCKS IN A GAME Maurice Walker (5 vs. UMBC), 11/22/2014  
10 BLOCKS IN A GAME Joel Przybilla (10 at Fresno State), 12/4/1998  
20 POINTS AND 10 ASSISTS IN A GAME  
Lawrence McKenzie (22 points, 10 assists vs. Ohio State), 2/18/2007  
20 POINTS AND 10 REBOUNDS IN A GAME  
Andre Hollins (21 points, 11 rebounds, at Nebraska), 1/20/2015  
CONSECUTIVE 30-POINT GAMES  
Vincent Grier (32 vs. Wisconsin; 32 vs. Northwestern), 2/5-9/2005  
CONSECUTIVE 20-POINT GAMES  
Andre Hollins (21 at Nebraska; 28 vs. Illinois), 1/20-24/2015  
THREE STRAIGHT 20-POINT GAMES  
Andre Hollins (31 vs. Rutgers; 21 at Nebraska; 28 vs. Illinois), 1/17-24/2015  
FOUR STRAIGHT 20-POINT GAMES  
Rodney Williams (20 vs. Michigan - BTT; 21 at La Salle - NIT; 21 at Miami - NIT; 24  
at Middle Tennessee State - NIT), 3/9-21/2012  
SIX STRAIGHT DOUBLE FIGURE REBOUND GAMES  
Trevor Mbakwe (12 vs. Michigan State; 11 vs. Northwestern; 11 at Illinois;  
10 at Indiana; 10 vs. Michigan; 16 at Northwestern), 12/31-1/23/2013  
SEVEN STRAIGHT DOUBLE FIGURE REBOUND GAMES  
Trevor Mbakwe (12 vs. Michigan State; 11 vs. Northwestern; 11 at Illinois;  
10 at Indiana; 10 vs. Michigan; 16 at Northwestern; 10 at Wisconsin), 12/31-1/27/2013

## OPPONENT INDIVIDUAL RECORDS

DOUBLE-DOUBLE Kendrec Ferrara, Furman (18 pts., 10 rbs.), 12/22/2014  
40 OR MORE POINTS IN A GAME Dennis Scott, Georgia Tech (40), 3/25/1990  
30 POINTS IN A GAME Montrezl Harrell, Louisville (30), 11/14/2014  
25 POINTS IN A GAME Myles Mack, Rutgers (26), 1/17/2015  
20 REBOUNDS IN A GAME Greg Brunner, Iowa (23), 1/18/2006  
15 REBOUNDS IN A GAME Mason Plumlee, Duke (17), 11/08/2012  
15 ASSISTS IN A GAME B.J. Armstrong, Iowa (15), 2/18/1989  
10 ASSISTS IN A GAME Shannon Scott, Ohio State (10), 1/6/2015  
FIVE THREE-POINTERS IN A GAME D'Angelo Russell, Ohio State (5), 1/6/2015  
10 FREE THROWS MADE IN A GAME Rapheal Davis, Purdue (10), 12/31/2014  
FIVE STEALS IN A GAME Harrison/Pointer, St. John's (6/5), 11/26/2014  
FIVE BLOCKS IN A GAME Amir Williams, Ohio State (5), 1/6/2015  
20 POINTS AND 10 REBOUNDS IN A GAME  
A.J. Hammons, Purdue (20 pts., 14 rbs.), 2/5/2014



charles  
**BUGGS**

**23**

**FORWARD**  
redshirt  
sophomore

height: 6-9  
weight: 220

Arlington, Texas

Previous School  
Hargrave Military  
Academy

High School  
Martin

**F**

**STATS ▼**

**2014-15 | SOPHOMORE SEASON:**

Scored two points, one rebound and an assist against Louisville (11/14) • posted four points, three rebounds, an assist and a steal vs. Western Kentucky (11/18) • scored eight points, four rebounds, two blocks and two assists against Franklin Pierce (11/20) • scored six points and three rebounds vs. UMBC (11/22) • scored three points, one steal and a rebound at St. John's (11/26) • was 3-for-3 from behind the arc for nine points and added a rebound vs. Georgia (11/28) • grabbed two rebounds at Wake Forest (12/2) • scored two points with a rebound against North Dakota (12/8) • contributed seven points, four rebounds, one assist and one steal vs. Southern (12/10). • recorded four points, three assists and two rebounds in career-high 24 minutes vs. Seattle (12/19) • scored 13 points, two rebounds and two assists vs. UNCW (12/27) • scored five points with two rebounds and a block at Maryland (1/3) • made first career start and pulled down three rebounds vs. Iowa (1/13) • recorded two points and two rebounds vs. Rutgers (1/17) • scored three rebounds and two points against Illinois (1/24).

**2013-14 | FRESHMAN SEASON:**

Played two minutes in his collegiate debut against Lehigh (11/8) • scored his first collegiate points against Montana (11/12) • picked up his first career blocks (2) in nine minutes off the bench against Wofford (11/21) • played two minutes and recorded an assist in win over Indiana (2/8) • scored career-high 13 points, including 3-for-3 from beyond the arc, and added three rebounds and a steal in win over Iowa (2/25) • scored three points and added three rebounds at Michigan (3/1) • pulled down a career-high four rebounds with an assist vs. Florida State (4/1 - NIT).

**2012-13:**

Redshirted.

**HIGH SCHOOL:**

Attended Hargrave Military Academy (Chatham, Va.) during the 2011-12 school year • previously graduated from Martin High School (Arlington, Texas) with a 3.7 GPA • Hargrave finished the 2011-12 season as the national runner-up with a 38-1 record • Buggs scored 15 points in the championship game • averaged 11.4 points in 15 games as a senior at Martin • averaged 18.9 points and 6.3 rebounds as a member of the Triumph White AAU team in summer 2011 • National Spanish Honor Society member • Principal's Award recipient.

**PERSONAL:**

Born April 3, 1993 • son of David and Terri Buggs • has one brother, Clayton • plans to major in sport management.

**CAREER HIGHS**

**Minutes**

24 vs. Seattle (12/19/14)

**Points**

13 - twice; last vs. UNCW (12/27/14)

**FG Attempts**

6 - four times; last vs. UNCW

(12/27/14)

**FG Made**

5 - twice; last vs. UNCW (12/27/14)

**FT Attempts**

9 at Maryland (1/3/15)

**FT Made**

5 at Maryland (1/3/15)

**3-Point FG Attempts**

3 - four times; last vs. UNCW(12/27/14)

**3-Point FG Made**

3 - three times; last vs. UNCW

(12/27/14)

**Rebounds**

4 - three times, last vs. Southern

(12/10/14)

**Assists**

3 vs. Seattle (12/19/14)

**Steals**

1 - six times; last at Nebraska

(1/20/15)

**Blocks**

2 - twice, last vs. Franklin Pierce

(11/20/14)

**2014-15 GAME-BY-GAME**

Opponent (Date)	Start	Min	Fg-Fa	3g-3a	Ft-Fta	O-D/T	PF	A	TO	Blk	Stl	Pts	
Louisville (11/14)	N	6	0-0	0-0	2-2	0-1/1	0	1	2	0	0	2	
Western Ky. (11/18)	N	9	1-5	1-2	1-2	2-1/3	1	1	0	0	1	4	
Franklin Pierce (11/20)	N	16	3-4	1-1	1-3	1-3/4	2	2	0	2	0	8	
UMBC (11/22)	N	13	3-6	0-2	0-0	1-2/3	2	0	0	0	0	6	
St. John's (11/26)	N	12	1-4	0-2	1-3	1-0/1	1	0	0	0	1	3	
Georgia (11/28)	N	9	3-4	3-3	0-0	0-1/1	2	0	0	0	0	9	
Wake Forest (12/2)	N	8	0-4	0-2	0-0	1-1/2	3	0	0	0	0	0	
Western Carolina (12/5)	N	9	0-0	0-0	1-2	0-0/0	0	1	0	0	0	1	
North Dakota (12/8)	N	10	1-2	0-1	0-0	0-1/1	1	0	0	0	0	2	
Southern (12/10)	N	18	3-6	1-3	0-1	2-2/4	1	1	0	0	1	7	
Seattle (12/19)	N	24	1-4	0-3	2-2	1-1/2	2	3	2	0	0	4	
Furman (12/22)	N	4	0-0	0-0	0-0	1-2/3	0	1	1	0	0	0	
UNCW (12/27)	N	16	5-6	3-3	0-0	0-2/2	4	2	0	0	0	13	
Purdue (12/31)	N	3	0-1	0-1	0-0	0-0/0	0	0	0	0	0	0	
Maryland (1/3)	N	16	0-1	0-1	5-9	2-0/2	2	0	0	1	0	5	
Ohio State (1/6)	N	6	1-2	0-1	0-0	0-1/1	2	0	0	0	0	2	
Michigan (1/10)	N	9	1-2	1-1	0-0	1-1/2	0	0	0	0	0	3	
Iowa (1/13)	Y	18	0-1	0-1	0-0	0-3/3	3	0	0	0	0	0	
Rutgers (1/17)	N	13	1-3	0-1	0-2	0-2/2	1	0	0	0	0	2	
Nebraska (1/20)	N	5	0-0	0-0	0-0	0-0/0	0	0	0	0	1	0	
Illinois (1/24)	N	10	1-5	0-2	0-0	2-1/3	3	0	0	0	0	2	
Totals		21-1	234	25-60	10-30	13-26	15-25/40	30	12	5	3	4	73

Season	Gp	Gs	Min	Avg	3-POINT			REBOUNDS			Asst	TO	Blk	ST	Pf/Dq	Pts	Avg		
					Fg-Fga	Pct	Ft-Fta	Pct	O-D/Tot	Avg									
2013-14	16	0	107	6.7	11-16	.688	5-7	.714	0-0	.000	5-13/18	1.1	4	5	3	2	15/0	27	1.7
2014-15	21	1	234	11.1	25-60	.417	10-30	.333	13-26	.500	15-25/40	1.9	12	5	3	4	30/0	73	3.5
Career	37	1	341	9.2	36-76	.474	15-37	.405	13-26	.500	20-38/58	1.6	16	10	6	6	45/0	100	2.7



**2013-14 GAME-BY-GAME**

Opponent (Date)	Start	Min	Fg-Fa	3g-3a	Ft-Fta	O-D/T	PF	A	TO	Blk	Stl	Pts
Lehigh (11/8)	N	2	0-0	0-0	0-0	0-0/0	1	0	0	0	0	0
Montana (11/12)	N	4	1-1	1-1	0-0	0-1/1	0	0	0	0	1	3
Richmond (11/16)												
Coastal Carolina (11/19)												
Wofford (11/21)	N	9	0-1	0-0	0-0	0-1/1	1	1	1	2	0	0
Syracuse (11/25)												
Arkansas (11/26)												
Chaminade (11/27)												
Florida State (12/3)	N	4	1-1	0-0	0-0	0-0/0	0	0	0	0	0	2
New Orleans (12/7)												
South Dakota St. (12/10)												
Omaha (12/20)												
Texas A&M-C.C. (12/28)												
Michigan (1/2)												
Purdue (1/5)												
Penn State (1/8)												
Michigan State (1/11)												
Ohio State (1/16)												
Iowa (1/19)												
Wisconsin (1/22)												
Nebraska (1/26)												
Northwestern (2/1)												
Purdue (2/5)												
Indiana (2/8)	N	2	0-0	0-0	0-0	0-0/0	0	1	0	0	0	0
Wisconsin (2/13)	N	0+	0-0	0-0	0-0	0-0/0	0	0	0	0	0	0
Northwestern (2/16)												
Illinois (2/19)												
Ohio State (2/22)												
Iowa (2/25)	N	19	5-6	3-3	0-0	1-2/3	1	0	0	0	1	13
Michigan (3/1)	N	16	1-1	1-1	0-0	1-2/3	2	0	2	0	0	3
Penn State (3/9)	N	7	0-0	0-0	0-0	0-2/2	3	0	0	0	0	0
Penn State (3/13)	N	3	0-0	0-0	0-0	0-1/1	1	0	1	1	0	0
Wisconsin (3/14)	N	9	1-1	0-0	0-0	1-0/1	2	0	0	0	0	2
High Point (3/18)	N	8	2-3	0-1	0-0	0-1/1	1	1	0	0	0	4
Saint Mary's (3/23)	N	5	0-0	0-0	0-0	0-0/0	1	0	0	0	0	0
Southern Miss (3/25)	N	7	0-0	0-0	0-0	0-1/1	0	0	0	0	0	0
Florida State (4/1)	N	11	0-2	0-1	0-0	2-2/4	2	1	1	0	0	0
SMU (4/3)	N	1	0-0	0-0	0-0	0-0/0	0	0	0	0	0	0
Totals		16-0	107	11-16	5-7	0-0	5-13/18	15	4	5	3	27



gaston  
**DIEDHIU**

**41**

**FORWARD**

freshman

height: 6-9  
weight: 230

Dakar, Senegal

High School  
Canarias  
Academy

**F**

**STATS ▼**

**2014-15 | FRESHMAN SEASON:**

Joined the team on December 18 • made collegiate debut at Nebraska, playing five minutes (1/20).

**HIGH SCHOOL:**

Played at the Canarias Basketball Academy in Spain under head coach Rob Orellana.

**PERSONAL:**

Bio coming soon.


**CAREER HIGHS**

<b>Minutes</b>	<b>3-Point FG Made</b>
5 at Nebraska (1/20/15)	—
<b>Points</b>	<b>Rebounds</b>
—	—
<b>FG Attempts</b>	<b>Assists</b>
—	—
<b>FG Made</b>	<b>Steals</b>
—	—
<b>FT Attempts</b>	<b>Blocks</b>
—	—
<b>FT Made</b>	—
—	—
<b>3-Point FG Attempts</b>	—
—	—

**2014-15 GAME-BY-GAME**

Opponent (Date)	Start	Min	Fg-Fa	3g-3a	Ft-Fta	O-D/T	PF	A	TO	Blk	Stl	Pts
Seattle (12/19)			DNP (Coach's Decision)									
Furman (12/22)			DNP (Coach's Decision)									
UNCW (12/27)			DNP (Coach's Decision)									
Purdue (12/31)			DNP (Coach's Decision)									
Maryland (1/3)			DNP (Coach's Decision)									
Ohio State (1/6)			DNP (Coach's Decision)									
Michigan (1/10)			DNP (Coach's Decision)									
Iowa (1/13)			DNP (Coach's Decision)									
Rutgers (1/17)			DNP (Coach's Decision)									
Nebraska (1/20)	N	5	0-0	0-0	0-0	0-0/0	1	0	0	0	0	0
Illinois (1/24)	N	1	0-0	0-0	0-0	0-0/0	0	0	0	0	0	0
<b>Totals</b>		2-0	6	0-0	0-0	0-0	0-0/0	1	0	0	0	0

Season	Gp	Gs	Min	Avg	3-POINT					REBOUNDS									
					Fg-Fga	Pct	Fg-Fga	Pct.	Ft-Fta	Pct.	O-D/Tot	Avg	Asst	TO	Blk	ST	Pf/Dq	Pts	Avg
2014-15	2	0	6	3.0	0-0	.000	0-0	.000	0-0	.000	0-0/0	0.0	0	0	0	0	1/0	0	0.0
Career	2	0	6	3.0	0-0	.000	0-0	.000	0-0	.000	0-0/0	0.0	0	0	0	0	1/0	0	0.0



elliott  
**ELIASON**

**55**

**CENTER**  
redshirt senior

height: 6-11  
weight: 245

Chadron, Neb.

High School  
Chadron

**C**

**STATS ▼**

**MILESTONES:**

- Blocked his 100th career shot vs. Purdue (1/5/14)
- Scored his 400th career point vs. North Dakota (12/8/14)
- Scored his 300th career point at Iowa (1/19/14)
- Scored his 200th career point vs. Coastal Carolina (11/19/13)
- Grabbed his 500th career rebound vs. Saint Mary's (3/23/14)
- Grabbed his 400th career rebound at Penn State (1/8/14)
- Grabbed his 300th career rebound vs. Coastal Carolina (11/19/13)

**2014-15 | SENIOR SEASON:**

Posted four points and four rebounds against Louisville (11/14) • scored seven points and four rebounds vs. Western Kentucky (11/18) • contributed four points and a rebound vs. Franklin Pierce (11/20) • recorded seven rebounds, five points, one assist and a block vs. UMBC (11/22) • posted six rebounds, four points and two blocks at St. John's (11/26) • recorded five rebounds, four points and an assist vs. Georgia (11/28) • recorded six points, four rebounds, two assists and two steals at Wake Forest (12/2) • posted five rebounds, three points, one steal and a block vs. WCU (12/5) • scored four points, two steals and a block vs. North Dakota (12/8) • recorded seven points, three rebounds, two assists and two blocks vs. Southern (12/10) • scored eight points on perfect shooting and added four rebounds, one assist and a block vs. Seattle (12/19) • scored six points and six rebounds with two blocks and a steal vs. Furman (12/22) • recorded four points, three rebounds and a steal at Maryland (1/3) • scored five points and four rebounds against Ohio State (1/6) • scored three points with a rebound at Nebraska (1/20).

**2013-14 | JUNIOR SEASON:**

Started and contributed his first career double-double with 11 points and a career-high 17 rebounds against Lehigh (11/8) • scored six points, grabbed eight rebounds and blocked a career-high five shots against Montana (11/12) • contributed 11 rebounds and eight points against Coastal Carolina (11/19) • picked up his second career double-double with 11 points and 11 rebounds and blocked a career-high seven shots against Wofford (11/21) • played only four minutes against New Orleans (12/7) due to a sprained ankle • started and posted third career double-double with 12 rebounds and 10 points while adding two blocks vs. South Dakota St. (12/10) • scored 10 points, nine rebounds and career-high four steals with an assist against Omaha (12/20) • posted fourth-career double-double with 10 points and 10 rebounds along with two blocks against Michigan (1/2) • scored eight points, seven rebounds, six blocks and a steal in win over Purdue (1/5) • posted double-double with 12 rebounds and 11 points with four blocks at Penn State (1/8) • Pulled down 11 rebounds with seven points, four blocks and two assists in career-high 35 minutes at Michigan State (1/11) • registered 13 rebounds and 12 points along with two blocks and two assists in win over Ohio State (1/14) • dished career-high five assists with five rebounds and four points at Purdue (2/5) • recorded six rebounds and four points vs. Illinois (2/16) • posted eight points, five rebounds, and an assist at Michigan (3/1) • tied career high with seven blocks, and recorded eight rebounds, two points and one assist vs. Saint Mary's (3/23).

**HIGH SCHOOL:**

A graduate of Chadron High School • averaged 17.7 points, 10.2 rebounds, 4.2 blocks, 2.9 assists and 1.1 steals per game led the Cardinals to the C-1 Nebraska state Championship game his senior year • two-time state Gatorade Player of the Year in Nebraska • member of the Future Business Leaders of America.

**PERSONAL:**

Born January 4, 1992 • son of Jay and Lorna Eliason • his father, Jay, played football and his mother, Lorna, played basketball and volleyball at South Dakota State University • entrepreneurial management and marketing double major in the Carlson School of Management • has one younger brother, Spencer.

**CAREER HIGHS**

<b>Minutes</b> 35 at Michigan State (1/11/14)	<b>3-Point FG Made</b> N/A
<b>Points</b> 12 - twice; last vs. Ohio State (1/16/14)	<b>Rebounds</b> 17 vs. Lehigh (11/8/13)
<b>FG Attempts</b> 9 vs. Lehigh (11/8/13)	<b>Assists</b> 5 at Purdue (2/5/14)
<b>FG Made</b> 6 - twice; last vs. Ohio State (1/16/14)	<b>Steals</b> 4 vs. Omaha (12/20/13)
<b>FT Attempts</b> 8 at Penn State (1/8/14)	<b>Blocks</b> 7 vs. Wofford (11/21/13)
<b>FT Made</b> 5 at Michigan State (1/11/14)	
<b>3-Point FG Attempts</b> 1 - twice; last at Iowa (2/17/13)	

**2014-15 GAME-BY-GAME**

Opponent (Date)	Start	Min	Fg-Fga	3g-3a	Ft-Fta	O-D/T	PF	A	TO	Blk	Stl	Pts	
Louisville (11/14)	N	18	2-4	0-0	0-0	2-2/4	2	0	1	0	0	4	
Western Ky. (11/18)	N	16	3-5	0-0	1-1	1-3/4	3	0	0	0	0	7	
Franklin Pierce (11/20)	N	6	2-2	0-0	0-0	1-0/1	1	1	1	0	0	4	
UMBC (11/22)	N	15	2-4	0-0	1-4	3-4/7	0	1	0	1	0	5	
St. John's (11/26)	N	16	2-2	0-0	0-2	2-4/6	4	0	2	2	0	4	
Georgia (11/28)	N	18	1-2	0-0	2-3	2-3/5	1	1	0	0	0	4	
Wake Forest (12/2)	N	15	3-3	0-0	0-0	2-2/4	3	2	0	0	2	6	
Western Carolina (12/5)	N	17	1-2	0-0	1-3	3-2/5	2	0	0	1	1	3	
North Dakota (12/8)	N	11	2-2	0-0	0-0	0-0/0	3	0	0	1	2	4	
Southern (12/10)	N	16	3-3	0-0	1-2	1-2/3	3	2	1	2	0	7	
Seattle (12/19)	N	16	3-3	0-0	2-2	2-2/4	2	1	0	1	0	8	
Furman (12/22)	N	18	2-3	0-0	2-5	4-2/6	1	0	3	2	1	6	
UNCW (12/27)	N	12	1-2	0-0	0-0	0-2/2	1	1	0	2	0	2	
Purdue (12/31)	N	13	0-2	0-0	2-2	1-1/2	3	2	0	1	0	2	
Maryland (1/3)	N	8	2-2	0-0	0-2	2-1/3	1	0	1	0	1	4	
Ohio State (1/6)	N	9	2-3	0-0	1-2	2-2/4	1	0	0	0	0	5	
Michigan (1/10)	N	11	0-1	0-0	1-4	3-1/4	1	0	0	0	1	1	
Iowa (1/13)	Y	15	0-0	0-0	0-1	0-0/0	4	0	1	0	0	0	
Rutgers (1/17)	N	4	0-0	0-0	0-0	0-1/1	0	0	0	0	0	0	
Nebraska (1/20)	N	3	1-1	0-0	1-3	1-0/1	1	0	0	0	0	3	
Illinois (1/24)	N	1	0-0	0-0	0-0	0-0/0	0	0	0	0	0	0	
<b>Totals</b>		21-1	258	32-46	0-0	15-36	32-34/66	37	11	10	13	8	79

Season	Gp	Gs	Min	Avg	3-POINT			REBOUNDS			Asst	TO	Blk	ST	Pf/Dq	Pts	Avg		
					Fg-Fga	Pct	Pct.	Ft-Fta	Pct.	O-D/Tot								Avg	
2011-12	38	11	572	15.1	44-86	.512	0-1	.000	12-30	.400	50-100/150	3.9	35	30	26	11	83/1	100	2.6
2012-13	33	13	452	13.7	30-62	.484	0-1	.000	14-23	.609	35-80/115	3.5	33	25	37	9	60/0	74	2.2
2013-14	37	35	810	21.9	73-144	.507	0-0	.000	39-69	.565	78-166/244	6.6	33	38	72	20	102/4	185	5.0
2014-15	21	1	258	12.3	32-46	.696	0-0	.000	15-36	.417	32-34/66	3.1	11	10	13	8	37/0	79	3.8
<b>Career</b>	129	60	2092	16.2	179-338	.530	0-2	.000	80-158	.506	195-380/575	4.5	112	103	148	48	282/5	438	3.4

### 2013-14 GAME-BY-GAME


Opponent (Date)	Start	Min	Fg-Fa	3g-3a	Ft-Fta	O-D/T	PF	A	TO	Blk	Stl	Pts	
Lehigh (11/8)	Y	28	4-9	0-0	3-4	7-10/17	5	0	3	2	1	11	
Montana (11/12)	Y	24	2-7	0-0	2-4	4-4/8	3	0	5	2	6	6	
Richmond (11/16)	Y	29	0-1	0-0	2-4	2-7/9	2	1	0	0	0	2	
Coastal Carolina (11/19)	Y	34	2-5	0-0	4-4	3-8/11	3	0	2	2	2	8	
Wofford (11/21)	Y	31	5-8	0-0	1-1	1-10/11	2	0	1	7	1	11	
Syracuse (11/25)	Y	30	2-4	0-0	2-2	4-5/9	4	2	0	5	0	6	
Arkansas (11/26)	Y	27	4-6	0-0	0-0	3-4/7	3	1	1	1	1	8	
Chaminade (11/27)	Y	14	0-3	0-0	0-0	4-2/6	1	2	0	0	1	0	
Florida State (12/3)	Y	21	0-2	0-0	1-2	0-2/2	5	1	0	2	0	1	
New Orleans (12/7)	N	4	0-0	0-0	0-0	0-0/0	1	0	0	2	0	0	
South Dakota St. (12/10)	Y	25	4-5	0-0	2-2	3-9/12	2	1	3	2	1	10	
Omaha (12/20)	Y	29	4-8	0-0	2-2	3-6/9	0	1	1	0	4	10	
Texas A&M-C.C. (12/28)	Y	25	1-3	0-0	0-2	4-2/6	2	2	1	2	0	2	
Michigan (1/2)	Y	24	5-6	0-0	0-1	5-5/10	4	1	2	2	0	10	
Purdue (1/5)	Y	33	3-5	0-0	2-2	3-4/7	3	0	0	6	1	8	
Penn State (1/8)	Y	31	4-7	0-0	3-8	3-9/12	4	0	3	4	0	11	
Michigan State (1/11)	Y	35	1-3	0-0	5-6	2-9/11	5	2	0	4	0	7	
Ohio State (1/16)	Y	33	6-8	0-0	0-1	2-11/13	2	2	3	2	0	12	
Iowa (1/19)	Y	16	3-5	0-0	1-2	3-3/6	5	1	0	1	1	7	
Wisconsin (1/22)	Y	15	0-2	0-0	0-0	0-3/3	3	0	1	2	0	0	
Nebraska (1/26)	Y	21	2-6	0-0	1-3	1-3/4	4	1	0	2	1	5	
Northwestern (2/1)	Y	18	2-4	0-0	0-0	1-2/3	4	0	1	0	1	4	
Purdue (2/5)	Y	23	2-4	0-0	0-0	2-3/5	2	5	0	3	0	4	
Indiana (2/8)	Y	14	2-3	0-0	0-0	1-2/3	3	0	1	3	0	4	
Wisconsin (2/13)	Y	24	1-3	0-0	0-0	2-4/6	4	1	1	0	0	2	
Northwestern (2/16)	Y	16	2-2	0-0	0-0	1-2/3	2	0	1	1	1	4	
Illinois (2/19)	Y	17	2-2	0-0	0-3	2-4/6	2	0	0	0	0	4	
Ohio State (2/22)	Y	23	2-5	0-0	0-0	1-3/4	3	2	2	1	0	4	
Iowa (2/25)	Y	11	1-3	0-0	1-2	1-3/4	4	0	2	2	0	3	
Michigan (3/1)	Y	30	4-5	0-0	0-2	1-4/5	3	1	2	0	0	8	
Penn State (3/9)	Y	15	0-1	0-0	0-1	0-3/3	1	1	0	0	1	0	
Penn State (3/13)	Y	12	1-3	0-0	2-2	2-4/6	2	0	1	0	0	4	
Wisconsin (3/14)	Y	16	0-1	0-0	0-0	1-6/7	2	1	1	0	0	0	
High Point (3/18)	Y	12	0-2	0-0	3-4	2-1/3	1	1	1	1	0	3	
Saint Mary's (3/23)	Y	27	0-0	0-0	2-5	3-5/8	2	1	1	7	0	2	
Southern Miss (3/25)	Y	15	2-2	0-0	0-0	0-2/2	2	2	1	1	1	4	
Florida State (4/1)						DNP - Injury							
SMU (4/3)	N	8	0-1	0-0	0-0	1-2/3	2	0	2	0	0	0	
Totals		37/36	810	73-144	0-0	39-69	78-166/244	102	33	38	72	20	185

### 2012-13 GAME-BY-GAME

Opponent (Date)	Start	Min	Fg-Fa	3g-3a	Ft-Fta	O-D/T	PF	A	TO	Blk	Stl	Pts	
American (11/9)	Y	17	1-5	0-0	1-2	7-2/9	3	1	0	3	0	3	
Toledo (11/12)	Y	19	1-1	0-0	2-2	0-2/2	3	2	1	3	0	4	
Tennessee State (11/15)	Y	21	1-2	0-0	0-0	0-5/5	1	3	0	2	1	2	
Richmond (11/18)	Y	11	2-2	0-0	0-0	0-2/2	0	1	1	1	0	4	
Duke (11/22)	Y	14	0-2	0-0	1-2	2-2/4	2	0	0	1	0	1	
Memphis (11/23)	Y	9	0-1	0-0	0-0	0-0/0	2	1	1	0	0	0	
Stanford (11/24)	Y	12	0-1	0-0	0-0	1-1/2	2	0	1	1	0	0	
Florida State (11/27)	Y	23	1-4	0-0	2-4	5-5/10	4	0	1	2	0	4	
North Florida (12/1)	Y	16	2-3	0-0	2-2	2-2/4	4	0	1	2	3	6	
South Dakota State (12/4)	Y	19	1-1	0-0	2-2	1-3/4	1	1	2	1	0	4	
USC (12/8)	Y	15	1-4	0-0	0-0	1-4/5	2	2	0	0	0	2	
North Dakota State (12/11)	Y	7	0-0	0-0	0-0	0-0/0	3	1	0	1	0	0	
Lafayette (12/22)						Did Not Play - Coaches Decision							
Michigan State (12/31)	N	10	0-0	0-0	0-1	1-5/6	2	0	1	1	0	0	
Northwestern (1/6)	N	17	1-3	0-0	0-0	1-2/3	0	1	0	1	0	2	
Illinois (1/9)	N	2	0-0	0-0	0-0	0-1/1	1	0	3	0	0	0	
Indiana (1/12)	N	7	0-0	0-0	0-0	0-0/0	0	1	0	0	0	0	
Michigan (1/17)	N	12	1-1	0-0	0-0	0-1/1	1	0	0	0	1	2	
Northwestern (1/23)	N	2	0-0	0-0	0-0	0-0/0	0	0	0	1	0	0	
Wisconsin (1/26)	N	12	2-2	0-0	0-0	0-1/1	2	0	1	1	1	4	
Nebraska (1/29)	N	10	1-1	0-0	0-0	3-2/5	2	1	0	0	0	2	
Iowa (2/3)	N	19	0-0	0-0	0-0	2-4/6	3	2	0	2	2	0	
Michigan State (2/6)	N	12	1-1	0-0	0-0	0-3/3	2	2	0	0	0	2	
Illinois (2/10)	Y	28	2-3	0-0	0-0	1-9/10	2	3	2	2	0	4	
Wisconsin (2/14)	N	10	0-3	0-0	0-0	0-1/1	2	0	1	0	0	0	
Iowa (2/17)	N	28	1-2	0-1	2-3	1-3/4	3	4	1	4	0	4	
Ohio State (2/20)	N	9	0-1	0-0	0-0	0-2/2	1	0	2	1	0	0	
Indiana (2/26)	N	14	3-4	0-0	1-1	1-4/5	4	1	0	1	1	7	
Penn State (3/2)	N	9	0-1	0-0	0-0	1-5/6	1	1	1	2	0	0	
Nebraska (3/6)	N	18	3-5	0-0	1-3	3-1/4	2	1	1	3	0	7	
Purdue (3/9)	N	12	2-4	0-0	0-0	1-3/4	1	0	2	0	0	4	
Illinois (3/14) BTT	N	7	0-0	0-0	0-0	0-0/0	1	0	0	0	0	0	
UCLA (3/22) NCAA	N	19	3-3	0-0	0-1	1-4/5	3	1	2	1	0	6	
Florida (3/24) NCAA	N	12	0-2	0-0	0-0	0-1/1	0	3	0	0	0	0	
Totals		33/13	452	30-62	0-1	14-23	35-80/115	60	33	25	37	9	74

### 2011-12 GAME-BY-GAME

Opponent (Date)	Start	Min	Fg-Fa	3g-3a	Ft-Fta	O-D/T	PF	A	TO	Blk	Stl	Pts	
Bucknell (11/11)	N	9	1-2	0-0	1-2	1-1/2	2	0	1	0	0	3	
South Dakota State (11/14)	N	4	0-0	0-0	0-0	0-2/2	1	0	0	0	0	0	
Fairfield (11/17)	N	4	1-2	0-0	0-0	1-0/1	2	0	0	0	1	2	
Mount St. Mary's (11/21)	Y	14	2-3	0-1	0-0	1-3/4	4	1	0	1	2	4	
DePaul (11/24)	N	9	2-2	0-0	0-0	2-1/3	1	1	2	1	0	4	
Indiana State (11/25)	N	12	2-2	0-0	1-1	1-5/6	0	1	0	0	0	5	
Dayton (11/27)	N	13	0-3	0-0	0-0	0-2/2	1	0	0	0	0	0	
Virginia Tech (11/30)	Y	32	4-6	0-0	0-0	3-4/7	2	2	0	2	0	8	
USC (12/3)	Y	28	2-4	0-0	0-0	2-7/9	5	1	4	1	0	4	
Appalachian State (12/6)	Y	21	0-3	0-0	0-0	1-2/3	3	2	1	0	0	0	
Saint Peter's (12/10)	N	9	0-1	0-0	0-0	0-3/3	2	1	1	0	0	0	
Central Michigan (12/13)	N	9	0-0	0-0	1-2	0-5/5	3	1	2	0	0	1	
North Dakota State (12/22)	N	7	2-3	0-0	2-3	1-0/1	0	1	0	1	0	6	
Illinois (12/27)	N	18	1-4	0-0	0-0	3-2/5	1	0	0	0	1	2	
Michigan (1/1)	N	12	1-2	0-0	0-0	2-3/5	0	2	0	0	0	2	
Iowa (1/4)	N	6	0-1	0-0	0-0	0-1/1	2	0	0	1	0	0	
Purdue (1/8)	N	8	0-1	0-0	1-2	0-0/0	1	1	1	2	0	1	
Indiana (1/12)	N	16	1-1	0-0	0-0	1-3/4	2	3	0	2	1	2	
Penn State (1/15)	N	20	1-1	0-0	2-4	0-6/6	1	0	0	1	0	4	
Northwestern (1/22)	N	10	0-0	0-0	0-0	0-5/5	3	1	0	1	0	0	
Michigan State (1/25)	N	9	0-0	0-0	0-0	0-0/0	3	0	1	0	0	0	
Illinois (1/28)	N	25	2-3	0-0	1-3	2-3/5	3	0	0	1	0	5	
Iowa (2/1)	N	18	0-2	0-0	0-0	1-5/6	3	1	0	1	1	0	
Nebraska (2/5)	N	17	2-2	0-0	2-5	2-2/4	3	1	0	1	0	6	
Wisconsin (2/9)	N	11	1-1	0-0	0-1	1-2/3	2	0	1	0	0	2	
Ohio State (2/14)	N	23	2-6	0-0	0-3	2-2/4	3	1	0	1	1	4	
Northwestern (2/18)	N	13	0-1	0-0	0-2	3-2/5	1	0	0	1	0	0	
Michigan State (2/22)	N	15	2-4	0-0	0-0	2-3/5	2	0	1	1	0	4	
Indiana (2/26)	N	8	3-3	0-0	0-0	0-2/2	4	0	2	0	0	6	
Wisconsin (2/28)	N	10	1-2	0-0	0-0	1-1/2	0	0	0	0	0	2	
Nebraska (3/3)	N	8	1-1	0-0	0-0	0-1/1	2	2	0	1	0	2	
Northwestern (3/8) BTT	Y	29	2-5	0-0	0-0	6-4/10	4	2	0	1	0	4	
Michigan (3/9) BTT	Y	32	2-4	0-0	0-0	2-7/9	3	2	2	1	0	4	
La Salle (3/14) NIT	Y	14	0-0	0-0	1-2	1-1/2	3	3	2	1	1	1	
Miami (3/19) NIT	Y	14	0-2	0-0	0-0	1-1/2	4	0	2	0	0	0	
Middle Tenn. St. (3/21) NIT	Y	32	6-8	0-0	0-0	4-3/7	3	1	1	2	2	12	
Washington (3/27) NIT	Y	20	0-1	0-0	0-0	3-5/8	2	4	4	0	1	0	
Stanford (3/29) NIT	Y	12	0-0	0-0	0-0	0-1/1	2	0	2	1	0	0	
Totals		38/11	572	44-86	0-1	12-30	50-100/150	83	35	30	26	11	100



andre  
**HOLLINS**

1

GUARD  
senior

height: 6-2  
weight: 195

Memphis, Tenn.

High School  
White Station

G

STATS ▼

**MILESTONES:**

- Big Ten Player of the Week (12/8/14)
- Scored a career-high 41 points against Memphis (11/23/12), the third-highest total in the history of Gopher basketball - Oliver Shannon (42 vs. Wisconsin - 3/6/71) & Eric Magdanz (42 at Michigan - 3/5/62)
- Scored his 1,600th career point vs. Illinois (1/24/15).
- Scored his 1,500th career point vs. Ohio State (1/6/15).
- Scored his 1,000th career point vs. Omaha (12/20/13).
- Set a school record for three-pointers (six) in an NCAA Tournament game against Florida (3/24/13).
- Shot .904 from the free throw line as a freshman, the highest single-season FT% in program history
- Named a team captain for the 2014-15 season

**2014-15 | SENIOR SEASON:**

Led the team with 22 points and added four rebounds, two assists and a steal vs. Louisville (11/14) • contributed five points, four steals, four assists and three rebounds vs. Western Kentucky (11/18) • scored 14 points, eight rebounds, four assists and a steal vs. Franklin Pierce (11/20) • scored 12 points with four assists, one rebound and a steal vs. UMBC (11/22) • recorded nine points, four rebounds, and three assists at St. John's (11/26) • scored eight points, four rebounds, two assists and a steal vs. Georgia (11/28) • sank career-high seven 3-pointers en route to 27 points, and added seven rebounds and one steal at Wake Forest (12/2) • scored 15 points, three assists, three rebounds and a steal vs. WCU (12/5) • recorded 10 points, four rebounds and an assist vs. North Dakota (12/8) • poured in 24 points, four assists, four steals and two rebounds vs. Southern (12/10) • scored 15 points, four assists, two rebounds and a steal vs. Seattle (12/19) • posted eight points, four rebounds and two assists vs. Furman (12/22) • contributed nine points, four assists, two rebounds and a steal vs. UNCW (12/27) • scored seven points, four rebounds and an assist at Purdue (12/31) • scored 12 points, seven rebounds, two assists and a steal vs. Ohio State (1/6) • scored team-high 18 points with five rebounds and two assists at Michigan (1/10) • recorded seven points and four rebounds vs. Iowa (1/13) • scored 31 points including 7 treys with four rebounds, two assists and a block in win over Rutgers (1/17) • led the team with 21 points and 11 rebounds, his second career double-double, and added two steals and an assist at Nebraska (1/20) • led all scorers with 28 points with five assists, three rebounds, two blocks and one steal vs. Illinois (1/24).

**2013-14 | JUNIOR SEASON:**

Opened the season with 18 points and five assists in 32 minutes against Lehigh (11/8) • scored a game-high 24 points against Montana (11/12) • finished with a game-high 26 points and grabbed seven rebounds at Richmond (11/16) • contributed a team-high 19 points and added five rebounds, four assists and three steals against Coastal Carolina (11/19) • scored 14 points and grabbed five rebounds against Syracuse (11/25) • scored a game-high 21 points and dished out four assists against Florida State (12/3) • led the team with 18 points and dished out four assists against New Orleans (12/7) • dished eight assists and scored eight points with four rebounds and two steals in win over SDSU (12/10) • posted first career double-double with 18 points and career-high 10 rebounds and crossed the 1,000 career point mark against Omaha (12/20) • led all players with 18 points against TAMUCC (12/28) • scored 17 points with five assists, one steal and a rebound vs. Purdue (1/5) • scored 14 points with six rebounds and three assists at Penn State (1/8) • tied for game-high with 24 points and added five boards and three assists at Michigan State (1/11) • scored 10 points, six rebounds, three steals and an assist against Ohio State (1/16) • scored game-high 20 points with two assists, one block and one rebound at Iowa (1/19) • scored opening basket of game before leaving with ankle injury vs. Wisconsin (1/22) • returned to action with eight points, four rebounds and two assists at Purdue (2/5) • scored 10 points, three rebounds, one steal and an assist vs. Indiana (2/8) • scored 22 points with four rebounds at Wisconsin (2/13) • scored eight points, four rebounds, three assists and a steal at Northwestern (2/16) • scored 15 points, four rebounds and two assists vs. Illinois (2/19) • scored 13 points, three rebounds, and a steal at Ohio State (2/22) • scored 14 points, three assists and a steal vs. Iowa (2/25) • scored 10 points and dished three assists at Michigan (3/1) • scored 13 points with three rebounds and one assist vs. Penn State (3/9) • sank the game-sealing 3-pointer with 12 seconds to play, as part of nine points, three rebounds and two assists vs. Penn State (3/13 - BTT) • scored 13 points, five

**CAREER HIGHS**

**Minutes**  
44 vs. Michigan (3/9/12)

**Points**  
41 vs. Memphis (11/23/12)

**FG Attempts**  
20 at Indiana (1/12/13)

**FG Made**  
12 vs. Memphis (11/23/12)

**FT Attempts**  
16 vs. Florida State (12/3/13)

**FT Made**  
12 - twice; last vs. Florida State (12/3/13)

**3-Point FG Attempts**  
12 at Indiana (1/12/13)

**3-Point FG Made**  
7 - twice; last vs. Rutgers (1/17/14)

**Rebounds**  
11 at Nebraska (1/20/15)

**Assists**  
9 at Purdue (3/9/13)

**Steals**  
4 - four times; last vs. Southern (12/10/14)

**Blocks**  
2 - three times; last vs. Illinois (1/24/15)

**2014-15 GAME-BY-GAME**

Opponent (Date)	Start	Min	Fg-Fa	3g-3a	Ft-Fa	O-D/T	PF	A	TO	Blk	Stl	Pts	
Louisville (11/14)	Y	35	8-15	2-6	4-6	1-3/4	3	2	2	0	1	22	
Western Ky. (11/18)	Y	28	2-8	1-4	0-0	0-3/3	2	4	3	0	4	5	
Franklin Pierce (11/20)	Y	21	4-9	4-4	2-2	1-7/8	0	4	1	0	1	14	
UMBC (11/22)	Y	24	4-9	3-5	1-2	0-1/1	3	4	0	0	1	12	
St. John's (11/26)	Y	33	3-12	1-6	2-2	2-2/4	3	3	7	0	0	9	
Georgia (11/28)	Y	35	3-6	1-2	1-2	1-3/4	1	2	5	0	1	8	
Wake Forest (12/2)	Y	34	8-14	7-10	4-4	2-5/7	3	0	3	0	1	27	
Western Carolina (12/5)	Y	24	6-13	2-6	1-2	1-2/3	4	3	3	0	1	15	
North Dakota (12/8)	Y	27	4-11	2-5	0-0	2-2/4	0	1	2	0	0	10	
Southern (12/10)	Y	26	9-11	5-7	1-1	0-2/2	0	4	2	0	4	24	
Seattle (12/19)	Y	17	5-9	3-6	2-3	0-2/2	2	4	1	0	1	15	
Furman (12/22)	Y	25	3-7	0-4	2-3	1-3/4	4	2	2	0	0	8	
UNCW (12/27)	Y	23	4-7	1-2	0-0	0-2/2	4	4	0	0	1	9	
Purdue (12/31)	Y	32	2-10	1-3	2-2	1-3/4	2	1	1	0	0	7	
Maryland (1/3)	Y	29	1-9	0-6	0-0	0-3/3	2	2	1	0	2	2	
Ohio State (1/6)	Y	40	3-13	3-9	3-4	1-6/7	1	2	3	0	1	12	
Michigan (1/10)	Y	38	4-14	3-11	7-8	1-4/5	3	2	2	0	0	18	
Iowa (1/13)	Y	34	2-12	1-7	2-2	1-3/4	2	0	2	0	0	7	
Rutgers (1/17)	Y	36	11-18	7-10	2-2	2-2/4	2	2	1	1	0	31	
Nebraska (1/20)	Y	36	6-16	4-9	5-9	3-8/11	3	1	4	0	2	21	
Illinois (1/24)	Y	35	10-15	5-7	3-6	1-2/3	0	5	1	2	1	28	
<b>Totals</b>		21-21	632	102-238	56-129	44-60	21-68/89	44	52	46	3	22	304

rebounds, two steals and an assist vs. High Point (3/18 - NIT) • scored 13 points, four rebounds, three assists and two steals vs. Florida State (4/1 - NIT) • scored 14 points, four rebounds, two assists and a steal vs. SMU (4/3 - NIT).

**PERSONAL:**

Son of Andrew and Donna Hollins • born on Dec. 11, 1992 • enrolled in the Carlson School of Management.

Season	Gp	Gs	Min	Avg	3-POINT			REBOUNDS			Asst	TO	Blk	ST	Pf/Dq	Pts	Avg		
					Fg-Fga	Pct	Fg-Fga	Pct.	Ft-Fta	Pct.								O-D/Tot	Avg
2011-12	37	21	781	21.1	97-247	.393	44-116	.379	85-94	.904	10-67/77	2.1	67	79	5	32	80/2	323	8.7
2012-13	34	32	1022	30.1	152-365	.416	81-194	.418	112-139	.806	21-105/126	3.7	116	79	9	36	80/0	497	14.6
2013-14	36	36	1099	30.5	137-363	.377	67-192	.349	148-176	.841	26-100/126	3.5	87	65	3	32	91/1	489	13.6
2014-15	21	21	632	30.1	102-238	.429	56-129	.434	44-60	.733	21-68/89	4.2	52	46	3	22	44/0	304	14.5
<b>Career</b>	128	110	3534	27.6	488-1213	.402	248-631	.393	389-469	.829	78-340/418	3.3	322	269	20	122	295/3	1613	12.6

### 2013-14 GAME-BY-GAME

Opponent (Date)	Start	Min	Fg-Fa	3g-3a	Ft-Fta	O-D/T	PF	A	TO	Blk	Stl	Pts	
Lehigh (11/8)	Y	32	5-13	1-4	7-7	0-2/2	2	5	0	0	2	18	
Montana (11/12)	Y	27	8-14	3-7	5-5	1-2/3	2	3	2	0	1	24	
Richmond (11/16)	Y	37	7-17	2-7	10-11	4-3/7	4	2	1	0	1	26	
Coastal Carolina (11/19)	Y	34	6-14	3-9	4-4	1-4/5	3	4	2	0	3	19	
Wofford (11/21)	Y	32	3-5	1-2	0-0	0-3/3	3	4	1	0	1	7	
Syracuse (11/25)	Y	38	5-13	2-7	2-3	2-3/5	3	2	4	0	1	14	
Arkansas (11/26)	Y	33	2-9	1-5	6-7	1-1/2	3	0	3	0	0	11	
Chaminade (11/27)	Y	14	3-9	2-6	0-0	0-2/2	4	1	1	0	0	8	
Florida State (12/3)	Y	36	3-13	3-7	12-16	0-3/3	1	4	2	0	2	21	
New Orleans (12/7)	Y	29	5-9	3-6	5-6	1-2/3	3	4	2	0	2	18	
South Dakota St. (12/10)	Y	31	3-11	1-6	1-1	3-1/4	2	8	3	0	2	8	
Omaha (12/20)	Y	27	6-12	1-4	5-8	3-7/10	4	2	2	1	1	18	
Texas A&M-C.C. (12/28)	Y	23	6-14	3-5	3-3	1-2/3	3	0	3	0	0	18	
Michigan (1/2)	Y	38	3-10	1-5	5-8	1-4/5	2	3	1	1	0	12	
Purdue (1/5)	Y	32	3-6	2-4	9-11	0-1/1	2	5	2	0	1	17	
Penn State (1/8)	Y	34	4-12	2-6	4-5	2-4/6	4	3	2	0	0	14	
Michigan State (1/11)	Y	43	7-14	2-6	8-8	1-4/5	3	3	3	0	0	24	
Ohio State (1/16)	Y	26	3-7	2-3	2-2	1-5/6	2	1	3	0	3	10	
Iowa (1/19)	Y	34	5-10	2-4	8-9	0-1/1	1	2	4	1	0	20	
Wisconsin (1/22)	Y	0+	1-1	0-0	0-0	0-0/0	0	0	0	0	0	2	
Nebraska (1/26)						DNP - Injury							
Northwestern (2/1)						DNP - Injury							
Purdue (2/5)	Y	36	3-14	2-8	0-2	0-4/4	3	2	2	0	0	8	
Indiana (2/8)	Y	24	4-8	1-2	1-1	0-3/3	3	1	1	0	1	10	
Wisconsin (2/13)	Y	34	6-12	4-6	6-8	0-4/4	4	0	2	0	0	22	
Northwestern (2/16)	Y	34	2-7	2-4	2-3	0-4/4	1	3	1	0	1	8	
Illinois (2/19)	Y	32	4-13	3-11	4-4	0-4/4	0	2	3	0	0	15	
Ohio State (2/22)	Y	33	3-4	3-3	4-4	0-3/3	2	0	1	0	1	13	
Iowa (2/25)	Y	31	4-7	3-6	3-4	0-0/0	1	3	3	0	1	14	
Michigan (3/1)	Y	36	3-10	2-6	2-2	0-0/0	1	3	0	0	0	10	
Penn State (3/9)	Y	16	3-5	1-2	6-6	0-3/3	3	1	1	0	0	13	
Penn State (3/13)	Y	25	3-7	2-4	1-2	1-2/3	4	2	1	0	0	9	
Wisconsin (3/14)	Y	32	2-14	2-7	2-2	1-2/3	4	0	2	0	1	8	
High Point (3/18)	Y	36	2-9	1-5	8-8	0-5/5	2	1	0	0	2	13	
Saint Mary's (3/23)	Y	22	1-7	1-7	2-2	0-2/2	5	1	2	0	0	5	
Southern Miss (3/25)	Y	35	1-8	0-5	3-4	0-4/4	1	7	2	0	2	5	
Florida State (4/1)	Y	39	3-10	2-6	5-6	0-4/4	3	3	2	0	2	13	
SMU (4/3)	Y	34	5-15	1-7	3-4	2-2/4	3	2	1	0	1	14	
Totals		36-36	1099	137-363	67-192	148-176	26-100/126	91	87	65	3	32	489

### 2012-13 GAME-BY-GAME

Opponent (Date)	Start	Min	Fg-Fa	3g-3a	Ft-Fta	O-D/T	PF	A	TO	Blk	Stl	Pts	
American (11/9)	Y	22	1-8	0-5	1-4	0-1/1	2	7	1	1	2	3	
Toledo (11/12)	Y	25	1-7	0-3	5-7	0-2/2	1	1	4	0	0	7	
Tennessee State (11/15)	Y	26	3-8	2-3	5-7	1-3/4	1	5	3	1	2	13	
Richmond (11/18)	Y	32	5-12	1-4	3-3	0-2/2	3	7	2	2	3	14	
Duke (11/22)	Y	24	4-13	2-7	2-2	0-3/3	3	4	1	1	0	12	
Memphis (11/23)	Y	35	12-16	5-5	12-13	0-1/1	3	2	4	0	1	41	
Stanford (11/24)	Y	31	1-8	0-2	6-7	0-3/3	2	2	2	1	0	8	
Florida State (11/27)	Y	31	5-10	2-5	0-0	1-4/5	2	5	3	0	0	12	
North Florida (12/1)	Y	26	2-6	0-3	1-1	0-3/3	1	1	2	0	3	5	
South Dakota State (12/4)	Y	23	8-9	6-7	0-0	0-2/2	1	2	0	0	2	22	
USC (12/8)	Y	30	5-8	1-4	3-6	0-5/5	3	1	5	0	2	14	
North Dakota State (12/11)	Y	30	3-7	3-6	2-4	1-1/2	3	6	1	1	2	11	
Lafayette (12/22)	Y	21	2-7	1-4	1-2	0-1/1	0	3	1	0	1	6	
Michigan State (12/31)	Y	31	7-10	1-1	7-7	0-2/2	3	6	3	2	0	22	
Northwestern (1/6)	Y	17	2-5	1-2	2-2	0-2/2	3	1	2	0	1	7	
Illinois (1/9)	Y	31	6-10	4-6	6-6	1-7/8	4	6	2	0	1	22	
Indiana (1/12)	Y	35	8-20	5-12	4-6	0-1/1	4	3	5	0	4	25	
Michigan (1/17)	Y	26	5-12	2-5	1-2	2-2/4	3	4	1	0	0	13	
Northwestern (1/23)	Y	35	2-9	2-7	0-0	0-4/4	2	4	7	0	0	6	
Wisconsin (1/26)	Y	36	7-13	3-4	3-3	1-4/5	2	0	3	0	2	20	
Nebraska (1/29)	Y	25	4-8	1-5	5-5	1-2/3	3	3	4	0	1	14	
Iowa (2/3)	Y	37	4-14	1-5	6-8	3-3/6	3	8	1	0	2	15	
Michigan State (2/6)	Y	30	4-11	3-7	0-0	0-2/2	3	0	3	0	0	11	
Illinois (2/10)	Y	36	2-10	2-5	2-2	0-2/2	3	4	1	0	0	8	
Wisconsin (2/14)	Y	43	5-16	3-9	8-10	1-4/5	3	3	0	0	3	21	
Iowa (2/17)	Y	19	1-8	1-5	0-0	1-3/4	4	1	1	0	1	3	
Ohio State (2/20)	Y	34	4-13	1-5	2-2	2-6/8	1	1	2	0	0	11	
Indiana (2/26)	Y	32	4-13	2-8	6-8	1-1/2	3	3	1	0	0	16	
Penn State (3/2)	N	28	3-5	3-4	2-2	0-2/2	1	3	2	0	1	11	
Nebraska (3/6)	N	31	4-14	3-8	3-4	2-4/6	2	2	2	0	0	14	
Purdue (3/9)	Y	37	8-16	6-11	2-2	0-4/4	1	9	1	0	0	24	
Illinois (3/14) BTT	Y	36	4-10	3-9	2-2	1-7/8	1	3	4	0	0	13	
UCLA (3/22) NCAA	Y	35	8-16	5-8	7-7	1-8/9	2	5	1	0	0	28	
Florida (3/24) NCAA	Y	31	8-13	6-10	3-5	1-4/5	4	1	4	0	2	25	
Totals		34/32	1022	152-365	81-194	112-139	21-105/126	80	116	79	9	36	497

### 2011-12 GAME-BY-GAME

Opponent (Date)	Start	Min	Fg-Fa	3g-3a	Ft-Fta	O-D/T	PF	A	TO	Blk	Stl	Pts	
Bucknell (11/11)	Y	21	1-4	1-4	3-4	0-1/1	1	2	0	0	1	6	
South Dakota State (11/14)	Y	11	2-4	1-2	0-0	0-0/0	4	1	1	0	1	5	
Fairfield (11/17)	Y	20	2-3	0-0	8-9	0-4/4	2	2	5	0	1	12	
Mount St. Mary's (11/21)	Y	18	4-7	1-2	4-4	0-0/0	2	1	2	0	2	13	
DePaul (11/24)	Y	10	1-5	0-0	0-0	0-0/0	3	0	1	0	1	2	
Indiana State (11/25)	Y	19	5-7	4-5	2-2	0-0/0	4	2	3	0	1	16	
Dayton (11/27)	Y	19	2-6	1-3	1-2	1-1/2	4	1	3	1	3	6	
Virginia Tech (11/30)	Y	28	2-8	0-2	2-2	1-1/2	3	3	1	0	1	6	
USC (12/3)	Y	26	1-4	1-2	1-1	0-0/0	1	2	3	0	0	4	
Appalachian State (12/6)	Y	11	0-1	0-1	0-0	0-3/3	0	2	0	0	0	0	
Saint Peter's (12/10)						Did Not Play							
Central Michigan (12/13)	N	13	1-2	1-1	0-0	0-1/1	1	2	1	0	1	3	
North Dakota State (12/22)	N	13	0-3	0-2	0-0	0-4/4	0	1	0	0	1	0	
Illinois (12/27)	N	17	3-7	1-2	2-2	0-0/0	2	1	3	0	1	9	
Michigan (1/1)	N	14	0-3	0-1	0-0	0-0/0	2	3	1	0	0	0	
Iowa (1/4)	N	15	2-5	0-2	1-2	0-1/1	2	2	0	0	0	5	
Purdue (1/8)	N	19	1-6	1-2	2-2	1-1/2	2	1	4	0	4	5	
Indiana (1/12)	N	6	1-3	1-2	0-0	0-1/1	3	0	1	0	0	3	
Penn State (1/15)	N	9	0-0	0-0	2-2	0-1/1	0	0	2	0	0	2	
Northwestern (1/22)	N	11	2-5	0-2	2-2	0-3/3	1	1	3	0	0	6	
Michigan State (1/25)	N	17	0-5	0-3	0-0	0-2/2	1	1	1	0	1	0	
Illinois (1/28)	N	24	4-8	1-3	3-3	0-2/2	2	3	2	0	3	12	
Iowa (2/1)	N	19	2-5	1-2	0-0	0-1/1	0	2	1	0	0	5	
Nebraska (2/5)	N	16	2-5	2-4	2-2	0-1/1	1	2	1	0	0	8	
Wisconsin (2/9)	N	28	6-12	5-6	3-4	0-6/6	4	2	1	1	0	20	
Ohio State (2/14)	Y	29	3-5	2-4	0-0	0-1/1	0	3	4	0	0	8	
Northwestern (2/18)	N	13	1-3	0-2	0-0	0-0/0	4	1	1	0	1	2	
Michigan State (2/22)	N	12	1-4	1-3	5-5	0-0/0	2	0	2	1	0	8	
Indiana (2/26)	Y	16	2-6	2-4	0-0	1-2/3	5	0	1	0	1	6	
Wisconsin (2/28)	Y	37	3-12	2-7	10-11	1-2/3	3	0	2	0	0	18	
Nebraska (3/3)	Y	28	3-7	2-6	4-4	1-0/1	2	6	4	0	1	12	
Northwestern (3/8) BTT	Y	37	10-17	5-10	0-0	0-5/5	2	0	1	1	0	25	
Michigan (3/9) BTT	Y	44	6-18	2-9	7-7	1-3/4	1	6	4	0	2	21	
La Salle (3/14) NIT	Y	22	5-8	1-3	2-3	0-5/5	4	1	3	1	1	13	
Miami (3/19) NIT	Y	38	5-12	2-4	2-2	1-5/6	2	4	6	0	1	14	
Middle Tenn. St. (3/21) NIT	Y	36	7-18	2-5	8-8	2-4/6	4	4	2	0	2	24	
Washington (3/27) NIT	Y	43	6-14	1-4	7-7	0-3/3	1	5	4	0	0	20	
Stanford (3/29) NIT	Y	22	1-5	0-2	2-4	0-3/3	5	0	5	0	1	4	
Totals		37/21	781	97-247	44-116	85-94	10-67/77	80	67	79	5	32	323



joey  
KING

24

FORWARD  
junior

height: 6-9  
weight: 235

Eagan, Minn.

Previous School  
Drake

High School  
Eastview

F

STATS ▼

**MILESTONES:**

- Scored his 400th career point against Iowa (2/25/14)
- Scored his 300th career point against New Orleans (12/7/13)
- Collected his 200th career rebound vs. Western Kentucky (11/18/14)
- Collected his 100th career rebound at Richmond (11/16/13)

**2014-15 | JUNIOR SEASON:**

Recorded four rebounds and two points against Louisville (11/14) • scored 10 points, four rebounds and three assists vs. Western Kentucky (11/18) • posted 11 points, one steal and an assist vs. Franklin Pierce (11/20) • recorded five rebounds, four points, three steals and two assists vs. UMBC (11/22) • posted nine rebounds, eight points, two blocks and two assists at St. John's (11/26) • scored team-high 15 points, two rebounds, two assists, a block and a steal vs. Georgia (11/28) • scored 14 points, four rebounds and two assists at Wake Forest (12/2) • recorded 13 points, five rebounds, four assists and two steals vs. WCU (12/5) • posted 12 points, two rebounds, one block and an assist vs. North Dakota (12/8) • scored six points, four rebounds, three assists, one block and a steal vs. Southern (12/10) • contributed five points, four rebounds and an assist vs. Seattle (12/19) • led the team with 19 points and added three rebounds, one steal and an assist vs. Furman (12/22) • scored nine points, one block and one rebound vs. UNCW (12/27) • scored 13 points, three assists, two blocks and a rebound at Purdue (12/31) • scored five points, four assists, four rebounds and a steal vs. Ohio State (1/6) • scored six points and a rebound at Michigan (1/10) • scored 11 points, two rebounds and a block vs. Iowa (1/13) • posted nine points, three assists and one rebound vs. Rutgers (1/17) • scored 11 points, two rebounds and an assist at Nebraska (1/20) • recorded seven rebounds, three assists and three points vs. Illinois (1/24).

**2013-14 | SOPHOMORE SEASON:**

Led the team with 20 points in his Gopher debut against Lehigh (11/8) • missed the game against Wofford (11/21) due to a fracture on the right side of his jaw. Underwent minor surgery on Nov. 20 • scored nine points and grabbed five rebounds in 25 minutes off the bench against Syracuse (11/25) • scored 10 points and grabbed three rebounds in 27 minutes off the bench against New Orleans (12/7) • contributed four points and three rebounds against Omaha (12/20) • scored five points with a rebound and one steal against Michigan (1/2) • scored four points, two rebounds, one block and an assist against Purdue (1/5) • scored six points, two rebounds and two assists at Michigan State (1/11) • chipped in seven points, three rebounds and one steal at Iowa (1/19) • scored seven points, one steal, one rebound and an assist vs. Wisconsin (1/22) • scored 14 points, nine rebounds, three assists and a block in 47 minutes of action at Purdue (2/5) • made first start as Gopher against Indiana, scoring four points and two rebounds (2/8) • scored seven points, four rebounds and a block at Northwestern (2/16) • recorded five points, four assists, one block and a rebound vs. Illinois (2/19) • scored nine points and grabbed two rebounds at Ohio State (2/22) • contributed nine points, five rebounds, one steal and an assist vs. Penn State (3/9) • scored 14 points with two rebounds and an assist vs. Wisconsin (3/14 - BTT) • scored 14 points, seven rebounds and three assists vs. High Point (3/18 - NIT) • led the team with 18 points and added two steals and a rebound vs. Saint Mary's (3/23 - NIT) • scored 15 points with three rebounds, two assists, one block and a steal vs. Southern Miss (3/25 - NIT) • contributed eight points and three rebounds in win over SMU (4/3 - NIT).

**HIGH SCHOOL:**

Averaged 23.9 points and six rebounds as a senior in 2011-12 • scored in double figures in 26 of 29 games to lead Eastview to a 28-2 record and a berth in the Minnesota state AAAA basketball tournament • averaged 17.6 points per game as a junior in leading the Lightning to a 22-5 record and a South Suburban Conference title • scored in double figures in 24 of 27 that year, including a season-best 36 points against Eagan • a three-year letterwinner in basketball • two-time member of the All-State Team • three-time All-South Suburban Conference honoree.

**PERSONAL:**

Born Sept. 24, 1993 • son of Julie King • has a younger brother, Erik • communications major.

**CAREER HIGHS**

**Minutes**

47 at Purdue (2/5/14)

**Points**

21 - twice; last vs. Missouri State (1/5/13)

**FG Attempts**

15 vs. Missouri State (1/5/13)

**FG Made**

8 - twice; last vs. Furman (12/22/14)

**FT Attempts**

8 vs. Lehigh (11/8/13)

**FT Made**

6 - twice, last vs. Saint Mary's (3/23/14)

**3-Point FG Attempts**

9 at Creighton (1/8/13)

**3-Point FG Made**

5 at Creighton (1/8/13)

**Rebounds**

11 at Illinois State (1/12/13)

**Assists**

4 - four times; last vs. Ohio State (1/6/15)

**Steals**

3 vs. UMBC (11/22/14)

**Blocks**

2 - three times; last at Purdue (12/31/14)

**2014-15 GAME-BY-GAME**

Opponent (Date)	Start	Min	Fg-Fga	3g-3a	Ft-Fta	O-D/T	PF	A	TO	Blk	Stl	Pts	
Louisville (11/14)	Y	25	0-4	0-4	2-2	1-3/4	4	0	1	0	0	2	
Western Ky. (11/18)	Y	25	4-10	2-5	0-0	1-3/4	2	3	1	0	0	10	
Franklin Pierce (11/20)	Y	11	5-7	1-3	0-0	0-0/0	0	1	0	0	1	11	
UMBC (11/22)	Y	25	2-6	0-4	0-0	3-2/5	2	2	1	0	3	4	
St. John's (11/26)	Y	34	3-12	2-7	0-0	2-7/9	4	2	2	2	0	8	
Georgia (11/28)	Y	31	4-11	3-7	4-7	1-1/2	4	2	1	1	1	15	
Wake Forest (12/2)	Y	25	5-9	4-6	0-0	1-3/4	4	2	4	0	0	14	
Western Carolina (12/5)	Y	32	4-8	1-1	4-4	2-3/5	1	4	1	0	2	13	
North Dakota (12/8)	Y	27	4-7	1-2	3-3	0-2/2	3	1	2	1	0	12	
Southern (12/10)	Y	26	3-8	0-1	0-1	0-4/4	2	3	1	1	1	6	
Seattle (12/19)	Y	23	2-5	1-3	0-0	2-2/4	5	1	1	0	0	5	
Furman (12/22)	Y	32	8-11	2-4	1-2	1-2/3	0	1	2	0	1	19	
UNCW (12/27)	Y	28	3-5	1-1	2-2	1-0/1	1	0	2	1	0	9	
Purdue (12/31)	Y	37	4-6	3-4	2-2	0-1/1	4	3	3	2	0	13	
Maryland (1/3)	Y	23	1-5	1-3	0-0	0-1/1	5	1	0	0	0	3	
Ohio State (1/6)	Y	39	2-4	1-2	0-0	0-4/4	2	4	0	0	1	5	
Michigan (1/10)	Y	31	2-7	2-7	0-0	1-0/1	2	0	4	0	0	6	
Iowa (1/13)	Y	24	4-11	3-8	0-0	2-0/2	3	0	0	1	0	11	
Rutgers (1/17)	Y	28	3-6	1-4	2-2	1-0/1	3	3	2	0	0	9	
Nebraska (1/20)	Y	34	4-6	2-4	1-3	0-2/2	1	1	1	0	0	11	
Illinois (1/24)	Y	32	1-7	0-4	1-1	1-6/7	3	3	2	0	0	3	
Totals		21-21	593	68-155	31-84	22-29	20-46/66	55	37	31	9	10	189

Season	Gp	Gs	Min	Avg	3-POINT			REBOUNDS			Asst	TO	Blk	ST	Pf/Dq	Pts	Avg		
					Fg-Fga	Pct	Ft-Fta	Pct	O-D/Tot	Avg									
2012-13	33	2	608	18.4	74-173	.428	33-95	.347	41-51	.804	27-67/94	2.9	30	44	12	10	85/3	222	6.9
2013-14	37	15	828	22.4	89-184	.484	26-71	.366	60-76	.789	32-68/100	2.7	28	34	10	15	101/7	264	7.1
2014-15	21	21	593	28.2	68-155	.439	31-84	.369	22-29	.759	20-46/66	3.1	37	31	9	10	55/2	189	9.0
Career	91	38	2029	22.3	231-512	.451	90-250	.360	123-156	.788	79-181/260	2.9	95	109	31	35	241/12	675	7.4

### 2013-14 GAME-BY-GAME

Opponent (Date)	Start	Min	Fg-Fa	3g-3a	Ft-Fta	O-D/T	PF	A	TO	Blk	Stl	Pts	
Lehigh (11/8)	N	27	6-10	2-6	6-8	1-0/1	0	0	1	0	1	20	
Montana (11/12)	N	15	3-7	0-1	3-4	1-1/2	5	1	1	1	0	9	
Richmond (11/16)	N	26	5-8	0-2	0-2	4-3/7	3	0	0	0	0	10	
Coastal Carolina (11/19)	N	13	1-3	0-1	0-1	0-1/1	2	0	0	0	0	2	
Wofford (11/21)						DNP - Injury							
Syracuse (11/25)	N	25	4-9	1-1	0-0	3-2/5	5	0	2	0	1	9	
Arkansas (11/26)	N	21	3-9	1-4	0-0	0-1/1	3	1	1	0	0	7	
Chaminade (11/27)	N	18	2-8	0-3	5-6	0-2/2	0	0	0	1	1	9	
Florida State (12/3)	N	15	1-3	1-1	5-6	1-3/4	4	0	0	0	0	8	
New Orleans (12/7)	N	27	3-7	2-4	2-2	1-2/3	4	0	3	1	1	10	
South Dakota St. (12/10)	N	20	1-2	0-0	0-0	1-0/1	1	1	0	0	0	2	
Omaha (12/20)	N	13	1-3	0-1	2-2	0-3/3	1	0	2	0	0	4	
Texas A&M-C.C. (12/28)	N	10	0-2	0-2	0-0	0-1/1	4	0	0	0	0	0	
Michigan (1/2)	N	14	2-2	1-1	0-0	0-1/1	4	0	1	0	1	5	
Purdue (1/5)	N	13	0-1	0-1	4-4	1-1/2	1	1	1	1	0	4	
Penn State (1/8)	N	15	2-5	0-2	0-0	2-0/2	5	0	1	0	0	4	
Michigan State (1/11)	N	18	2-3	2-3	0-0	0-2/2	2	2	0	0	0	6	
Ohio State (1/16)	N	11	0-2	0-1	0-0	1-0/1	1	0	1	1	0	0	
Iowa (1/19)	N	19	2-5	0-0	3-4	2-1/3	4	0	2	0	1	7	
Wisconsin (1/22)	N	22	3-4	1-1	0-0	0-1/1	2	1	1	0	1	7	
Nebraska (1/26)	N	16	1-4	0-1	2-3	1-5/6	2	1	0	0	1	4	
Northwestern (2/1)	N	14	1-2	0-0	0-0	0-1/1	0	2	0	0	1	2	
Purdue (2/5)	N	47	6-8	2-4	0-0	2-7/9	5	3	0	1	0	14	
Indiana (2/8)	Y	19	2-4	0-2	0-0	0-2/2	2	0	1	0	0	4	
Wisconsin (2/13)	Y	23	2-3	0-1	1-2	0-1/1	5	1	2	1	0	5	
Northwestern (2/16)	Y	34	2-3	1-1	2-4	1-3/4	2	0	2	1	0	7	
Illinois (2/19)	Y	27	1-4	1-2	2-2	1-0/1	2	4	1	1	0	5	
Ohio State (2/22)	Y	33	4-11	1-5	0-0	1-1/2	3	0	3	0	0	9	
Iowa (2/25)	Y	27	2-5	0-1	2-2	2-1/3	4	1	1	0	1	6	
Michigan (3/1)	Y	24	0-3	0-1	0-0	1-2/3	1	0	0	0	0	0	
Penn State (3/9)	Y	33	2-4	0-2	5-5	2-3/5	3	1	0	0	1	9	
Penn State (3/13)	Y	17	2-2	0-0	0-0	0-2/2	2	2	1	0	0	4	
Wisconsin (3/14)	Y	31	4-6	3-3	3-4	0-2/2	5	1	1	0	0	14	
High Point (3/18)	Y	31	4-6	2-2	4-4	3-4/7	3	3	1	0	0	14	
Saint Mary's (3/23)	Y	35	5-8	2-4	6-7	0-1/1	2	0	1	0	2	18	
Southern Miss (3/25)	Y	32	7-13	1-4	0-0	0-3/3	1	2	1	1	1	15	
Florida State (4/1)	Y	7	1-1	1-1	0-0	0-2/2	5	0	1	0	1	3	
SMU (4/3)	Y	35	2-4	1-2	3-4	0-3/3	3	0	1	0	0	8	
Totals		37-15	828	89-184	26-71	60-76	32-68/100	101	28	34	10	15	264

### 2012-13 GAME-BY-GAME (AT DRAKE)

Opponent (Date)	Start	Min	Fg-Fa	3g-3a	Ft-Fta	O-D/T	PF	A	TO	Blk	Stl	Pts	
William Jewell (11/9)	N	23	3-8	3-8	3-4	1-0/1	4	1	0	0	0	12	
Detroit (11/17)	N	16	2-4	0-2	4-4	0-2/2	4	0	3	1	0	8	
California (11/22)	N	14	1-4	0-3	0-0	0-0/0	4	0	2	0	0	2	
Rice (11/23)	N	7	1-1	1-1	0-0	0-0/0	1	0	1	0	0	3	
Xavier (11/25)	N	29	7-11	5-7	2-2	1-1/2	3	0	0	1	0	21	
Nevada (11/20)	N	5	0-1	0-1	0-0	0-1/1	4	1	1	0	0	0	
Saint Mary's (12/5)	N	20	1-4	0-1	0-0	0-1/1	1	1	2	0	0	2	
IPFW (12/8)	N	9	1-2	1-1	0-0	1-2/3	3	0	0	0	0	3	
Iowa State (12/15)	N	15	2-3	2-3	0-0	0-0/0	5	0	0	0	0	6	
North Carolina Cent (12/19)	N	27	1-6	1-3	2-2	4-6/10	2	3	2	0	1	5	
Eastern Illinois (12/22)	Y	24	0-4	0-3	2-2	0-3/3	2	2	2	1	1	2	
Bradley (12/29)	N	14	2-6	0-4	0-0	1-3/4	4	1	2	1	0	4	
Wichita State (1/2)	N	23	7-10	0-2	1-3	3-3/6	0	0	1	1	0	15	
Missouri State (1/5)	N	29	8-15	3-7	2-2	3-4/7	1	3	2	1	0	21	
Creighton (1/8)	N	32	5-10	5-9	2-2	0-2/2	3	1	1	0	0	17	
Illinois State (1/12)	N	31	3-9	1-2	4-4	4-7/11	2	4	2	0	0	11	
Evansville (1/16)	N	16	3-4	1-2	0-0	0-1/1	2	0	2	0	1	7	
Northern Iowa (1/20)	N	23	0-5	0-2	0-0	0-4/4	3	0	1	0	1	0	
Creighton (1/23)	N	3	0-1	0-1	0-0	0-0/0	0	0	2	0	0	0	
Missouri State (1/27)	N	8	1-2	0-0	0-0	1-0/1	1	1	0	0	0	2	
Southern Illinois (1/20)	N	13	4-4	1-1	1-2	0-2/2	5	0	4	1	1	10	
Indiana State (2/2)	N	26	5-11	2-4	0-2	3-2/5	4	0	0	0	1	12	
Illinois State (2/6)	N	24	3-7	2-3	3-4	0-3/3	2	1	1	0	0	11	
Evansville (2/10)	N	23	2-4	2-3	0-0	0-6/6	5	1	4	2	0	6	
Wichita State (2/13)	N	17	2-8	2-5	0-0	2-0/2	4	0	1	0	1	6	
Northern Iowa (2/16)	N	24	1-4	1-4	0-0	0-2/2	0	3	2	0	0	3	
Bradley (2/20)	N	14	0-2	0-2	2-2	0-0/0	1	1	1	0	0	2	
Green Bay (2/23)	Y	29	2-6	0-3	3-4	1-2/3	3	0	1	0	2	7	
Indiana State (2/27)	N	21	0-4	0-3	1-2	1-4/5	2	3	1	0	0	1	
Southern Illinois (3/2)	N	10	1-2	0-1	4-4	0-1/1	4	1	0	2	1	6	
Bradley (3/7)	N	24	5-7	0-2	5-6	1-5/6	2	0	1	1	0	15	
Creighton (3/8)	N	15	1-4	0-2	0-0	0-0/0	4	2	2	0	0	2	
Totals		32/2	608	74-173	33-95	41-51	27-67/94	85	30	44	12	10	222





bakary  
**KONATÉ**

**21**

**CENTER**  
freshman

height: 6-11  
weight: 225

Bamako, Mali

High School  
Sunrise Christian  
Academy

**C**

**STATS ▼**

**2014-15 | FRESHMAN SEASON:**

Made collegiate debut against Louisville, scoring two points and a rebound (11/14) • Recorded two rebounds and a block vs. Western Kentucky (11/18) • scored six points, four steals, three rebounds and one block vs. Franklin Pierce (11/20) • contributed two points, a rebound, one steal and a block vs. North Dakota (12/8) • scored six points, six rebounds, and one steal vs. Southern (12/10) • posted season highs of nine points, eight rebounds, two assists and two blocks against Seattle (12/19) • scored four points, three rebounds, one block and an assist vs. Furman (12/22) • recorded two rebounds, one block and a steal vs. UNCW (12/27) • scored two points, one rebound and an assist vs. Rutgers (1/17) • posted seven rebounds, two points and one block at Nebraska (1/20) • recorded three points, two rebounds and a steal vs. Illinois (1/24).

**HIGH SCHOOL:**

A graduate of IES La Vega de San Jose in Grand Canary Island, Spain • spent one year at Sunrise Basketball Academy but did not compete in any games • was a four-year high school starter, averaging nine rebounds, 7.5 points and one block per game • played in the Adidas Nations Basketball Tournament in Chicago as part of Team Mali • competed internationally at 15 years old for Club Baloncesto Gran Canaria in Spain • named MVP of the U-16 Spanish Clubs Championships at the 2009 Nike International Junior Tournament in Berlin.

**PERSONAL:**

Son of Seydou and Oumou Konaté • born Dec. 15, 1993 • is one of 14 siblings • has three brothers who played college basketball in the United States: Ibrahim (Boston University), Lassana (LeMoyné-Owen) and Fousseini (LeMoyné-Owen) • hobbies include watching movies and dancing • plans to major in business management.

**CAREER HIGHS**

**Minutes**

23 vs. Southern (12/10/14)

**Points**

9 vs. Seattle (12/19/14)

**FG Attempts**

4 vs. Seattle (12/19/14)

**FG Made**

3 vs. Seattle (12/19/14)

**FT Attempts**

8 vs. Southern (12/10/14)

**FT Made**

6 vs. Southern (12/10/14)

**3-Point FG Attempts**

—

**3-Point FG Made**

—

**Rebounds**

8 vs. Seattle (12/19/14)

**Assists**

2 vs. Seattle (12/19/14)

**Steals**

4 vs. Franklin Pierce (11/20/14)


**Blocks**

2 vs. Seattle (12/19/14)

**2014-15 GAME-BY-GAME**

Opponent (Date)	Start	Min	Fg-Fa	3g-3a	Ft-Fta	O-D/T	PF	A	TO	Blk	Stl	Pts
Louisville (11/14)	N	6	1-2	0-0	0-0	0-1/1	2	0	1	0	0	2
Western Ky. (11/18)	N	6	0-0	0-0	0-3	0-2/2	0	0	1	1	0	0
Franklin Pierce (11/20)	N	22	2-3	0-0	2-2	2-1/3	4	0	0	1	4	6
UMBC (11/22)	N	2	0-1	0-0	0-0	0-0/0	1	0	0	0	0	0
St. John's (11/26)			DNP (Coach's Decision)									
Georgia (11/28)	N	1	0-0	0-0	0-0	0-0/0	0	0	0	0	0	0
Wake Forest (12/2)	N	2	0-0	0-0	0-0	0-0/0	0	0	0	0	0	0
Western Carolina (12/5)			DNP (Coach's Decision)									
North Dakota (12/8)	N	9	1-1	0-0	0-0	0-1/1	4	0	3	1	1	2
Southern (12/10)	N	23	0-3	0-0	6-8	4-2/6	4	0	2	0	1	6
Seattle (12/19)	N	16	3-4	0-0	3-6	3-5/8	2	2	1	2	0	9
Furman (12/22)	N	8	1-2	0-0	2-5	3-0/3	0	1	0	1	0	4
UNCW (12/27)	N	10	0-1	0-0	0-0	0-2/2	1	0	1	1	1	0
Purdue (12/31)	N	4	0-0	0-0	0-0	0-1/1	2	0	1	0	0	0
Maryland (1/3)			DNP (Coach's Decision)									
Ohio State (1/6)			DNP (Coach's Decision)									
Michigan (1/10)			DNP (Coach's Decision)									
Iowa (1/13)			DNP (Coach's Decision)									
Rutgers (1/17)	N	17	1-1	0-0	0-2	0-1/1	3	1	0	0	0	2
Nebraska (1/20)	N	13	0-2	0-0	2-2	2-5/7	2	0	2	1	0	2
Illinois (1/24)	N	10	1-1	0-0	1-2	0-2/2	3	0	1	0	1	3
<b>Totals</b>		<b>15-0</b>	<b>149</b>	<b>10-21</b>	<b>0-0</b>	<b>16-30</b>	<b>14-23/37</b>	<b>28</b>	<b>4</b>	<b>13</b>	<b>8</b>	<b>36</b>

Season	Gp	Gs	Min	Avg	3-POINT			REBOUNDS			Asst	TO	Blk	ST	Pf/Dq	Pts	Avg		
					Fg-Fga	Pct	Fg-Fga	Pct.	Ft-Fta	Pct.								O-D/Tot	Avg
2014-15	15	0	149	9.9	10-21	.476	0-0	.000	16-30	.533	14-23/37	2.5	4	13	8	8	28/0	36	2.4
Career	15	0	149	9.9	10-21	.476	0-0	.000	16-30	.533	14-23/37	2.5	4	13	8	8	28/0	36	2.4



mike  
LUKASHEWICH

25

GUARD

freshman

height: 6-3  
weight: 180

Appleton, Wis.

High School  
Appleton North

G

STATS ▼

**2014-15 | FRESHMAN SEASON:**

Joined the team on December 18 • made debut vs. Seattle, blocking a shot in four minutes of play (12/19).

**HIGH SCHOOL:**

2014 graduate of Appleton North • Named a Fox Valley Association All-Conference player in his junior and senior seasons • Holds the school record for career points scored • Letterwinner in volleyball and track in addition to basketball • Lists his most memorable sports thrill as his volleyball team's 34-0 state championship team • Graduated with high honors.

**PERSONAL:**

Full name is Michael Lukashewich (pronounced Luke-ah-SEV-itch) • Son of Terri and John Lukashewich • Has one younger sister, Kate • Born October 27, 1995 • Hobbies include playing piano, wake surfing and skiing • Plans to major in sports management/law.

**CAREER HIGHS**

<b>Minutes</b>	<b>3-Point FG Made</b>
4 - twice; last vs. UNCW (12/27/14)	—
<b>Points</b>	<b>Rebounds</b>
—	—
<b>FG Attempts</b>	<b>Assists</b>
—	—
<b>FG Made</b>	<b>Steals</b>
—	—
<b>FT Attempts</b>	<b>Blocks</b>
—	1 vs. Seattle (12/19/14)
<b>FT Made</b>	—
<b>3-Point FG Attempts</b>	—

**2014-15 GAME-BY-GAME**

Opponent (Date)	Start	Min	Fg-Fa	3g-3a	Ft-Fta	O-D/T	PF	A	TO	Blk	Stl	Pts
Seattle (12/19)	N	4	0-0	0-0	0-0	0-0/0	0	0	0	1	0	0
Furman (12/22)			DNP (Coach's Decision)									
UNCW (12/27)	N	4	0-0	0-0	0-0	0-0/0	0	0	1	0	0	0
Purdue (12/31)			DNP (Coach's Decision)									
Maryland (1/3)			DNP (Coach's Decision)									
Ohio State (1/6)			DNP (Coach's Decision)									
Michigan (1/10)			DNP (Coach's Decision)									
Iowa (1/13)			DNP (Coach's Decision)									
Rutgers (1/17)			DNP (Coach's Decision)									
Nebraska (1/20)			DNP (Coach's Decision)									
Illinois (1/24)			DNP (Coach's Decision)									
<b>Totals</b>		2-0	8	0-0	0-0	0-0	0	0	1	1	0	0

Season	Gp	Gs	Min	Avg	3-POINT					REBOUNDS									
					Fg-Fga	Pct	Fg-Fga	Pct.	Ft-Fta	Pct.	O-D/Tot	Avg	Asst	TO	Blk	ST	Pf/Dq	Pts	Avg
2014-15	2	0	8	4.0	0-0	.000	0-0	.000	0-0	.000	0-0/0	0.0	0	1	1	0	0/0	0	0.0
Career	2	0	8	4.0	0-0	.000	0-0	.000	0-0	.000	0-0/0	0.0	0	1	1	0	0/0	0	0.0



nate  
**MASON**

**2**

**GUARD**  
freshman

height: 6-1  
weight: 185

Decatur, Ga.

High School  
Arlington Country  
Day

**G**

**STATS ▼**

**MILESTONES:**

• Big Ten Freshman of the Week (12/22/14)

**2014-15 | FRESHMAN SEASON:**

Scored 10 points, five rebounds and two assists in collegiate debut vs. Louisville (11/14) • contributed 10 points, five rebounds, one block, one steal and one assist vs. Western Kentucky (11/18) • posted 15 points, five assists, four rebounds and two steals vs. Franklin Pierce (11/20) • scored eight points, five rebounds, four assists and a steal vs. UMBC (11/22) • scored team-high 15 points, with four rebounds, two assists and two steals at St. John's (11/26) • scored six points with five rebounds, four assists and two steals at Wake Forest (12/2) • contributed 11 points, five assists, two rebounds and two steals vs. WCU (12/5) • registered 11 points, eight assists, six steals and four rebounds vs. North Dakota (12/8) • scored three points, three rebounds, and two assists vs. Southern (12/10) • posted 15 points, six steals, three rebounds and an assist vs. Seattle (12/19) • scored 14 points and four steals vs. Furman (12/22) • scored career-high 18 points with five steals, two rebounds and two assists vs. UNCW (12/27) • contributed 12 points, three rebounds, two assists and a steal at Purdue (12/31) • scored seven points, two assists, one steal and one rebound vs. Ohio State (1/6) • scored eight points, five rebounds, three assists and a steal at Michigan (1/10) • scored 17 points with four rebounds, four assists and three steals in first career start vs. Iowa (1/13) • scored nine points, five steals, five assists and two rebounds with a block vs. Rutgers (1/17) • contributed three points, three steals, two rebounds and an assist at Nebraska (1/20) • scored 10 points, six assists and three rebounds vs. Illinois (1/24).

**HIGH SCHOOL:**

Graduate of Arlington Country Day School in Jacksonville, Fla. • Recipient of All-City, County, Area, and State Honors in both junior and senior seasons • Named All-Sunshine Independent Athletic Association (SIAA) in 2013 and 2014 • Saw statistics averages improve through all four years, finishing with career-high 23.9 ppg average in 2013 and averaged 15.6 points, 8.7 assists, 5.1 rebounds and 2.7 steals per game his senior season • helped lead team to three state championships • earned valedictorian honors among 2014 senior class.

**PERSONAL:**

Son of Tonya and Nate Mason • born Jul. 25, 1995 • has one younger sister, Taylor • most memorable sports thrill is hitting a half-court, game-winning shot • major is undecided.

**CAREER HIGHS**

**Minutes**

35 vs. Rutgers (1/17/15)

**Points**

18 vs. UNCW (12/27/14)

**FG Attempts**

13 vs. UNCW (12/27/14)

**FG Made**

7 - twice; last vs. Iowa (1/13/15)

**FT Attempts**

10 vs. Louisville (11/14/14)

**FT Made**

6 vs. Louisville (11/14/14)

**3-Point FG Attempts**

6 - twice; last vs. Rutgers (1/17/15)

**3-Point FG Made**

4 vs. Furman (12/22/14)

**Rebounds**

5 - five times, last at Michigan (1/10/14)

**Assists**

8 vs. North Dakota (12/8/14)

**Steals**

6 - twice; last vs. Seattle

**Blocks**

1 - twice; last vs. Rutgers (1/17/15)

**2014-15 GAME-BY-GAME**

Opponent (Date)	Start	Min	Fg-Fa	3g-3a	Ft-Fta	O-D/T	PF	A	TO	Blk	Stl	Pts	
Louisville (11/14)	N	20	2-5	0-2	6-10	1-4/5	4	2	2	0	0	10	
Western Ky. (11/18)	N	20	4-5	2-2	0-1	0-5/5	0	1	1	1	1	10	
Franklin Pierce (11/20)	N	23	6-12	3-3	0-0	1-3/4	3	5	1	0	2	15	
UMBC (11/22)	N	18	3-8	2-6	0-0	0-5/5	2	4	1	0	1	8	
St. John's (11/26)	N	26	4-7	2-2	5-5	1-3/4	3	2	1	0	2	15	
Georgia (11/28)	N	21	1-7	1-4	0-0	0-3/3	4	3	0	0	1	3	
Wake Forest (12/2)	N	27	2-9	0-3	2-2	0-5/5	1	4	0	0	2	6	
Western Carolina (12/5)	N	29	4-6	3-5	0-0	0-2/2	0	5	3	0	2	11	
North Dakota (12/8)	N	27	4-9	1-3	2-4	0-4/4	3	8	1	0	6	11	
Southern (12/10)	N	21	1-5	0-0	1-3	0-3/3	1	2	0	0	0	3	
Seattle (12/19)	N	25	6-11	2-5	1-2	0-3/3	2	1	2	0	6	15	
Furman (12/22)	N	22	5-7	4-5	0-0	0-0/0	2	0	0	0	4	14	
UNCW (12/27)	N	25	7-13	2-3	2-3	0-2/2	0	2	1	0	5	18	
Purdue (12/31)	N	26	4-9	2-5	2-4	0-3/3	2	2	0	0	1	12	
Maryland (1/3)	N	22	1-7	0-2	0-0	2-3/5	2	1	1	0	1	2	
Ohio State (1/6)	N	32	2-7	0-3	3-5	0-1/1	2	2	1	0	1	7	
Michigan (1/10)	N	21	3-5	1-2	1-3	2-3/5	4	3	1	0	1	8	
Iowa (1/13)	Y	33	7-12	1-3	2-3	2-2/4	0	4	0	0	3	17	
Rutgers (1/17)	Y	35	3-10	2-6	1-2	1-1/2	3	5	1	1	5	9	
Nebraska (1/20)	Y	29	1-5	1-1	0-0	0-2/2	2	1	2	0	3	3	
Illinois (1/24)	N	28	1-7	1-4	7-8	1-2/3	0	6	2	0	0	10	
<b>Totals</b>		21-3	530	71-166	30-69	35-55	11-59/70	40	63	21	2	47	207

Season	Gp	Gs	Min	Avg	3-POINT			REBOUNDS			Asst	TO	Blk	ST	Pf/Dq	Pts	Avg		
					Fg-Fga	Pct	Pct.	Ft-Fta	Pct.	O-D/Tot								Avg	
2014-15	21	3	530	25.2	71-166	.428	30-69	.435	35-55	.636	11-59/70	3.3	63	21	2	47	40/0	207	9.9
Career	21	3	530	25.2	71-166	.428	30-69	.435	35-55	.636	11-59/70	3.3	63	21	2	47	40/0	207	9.9



deandre  
**MATHIEU**

**4**

**GUARD**  
senior

height: 5-9  
weight: 170

Knoxville, Tenn.

Previous School  
Central Arizona

High School  
Central

**G**

**STATS ▼**

**MILESTONES:**

- Scored his 500th career point vs. Saint Mary's (3/23/14)
- Scored his 400th career point against Ohio State (2/22/14)
- Scored his 300th career point against Wisconsin (1/19/14)
- Recorded his 100th career steal at St. John's (11/26/14)

**2014-15 | SENIOR SEASON:**

Recorded six points, four rebounds, three assists and a steal vs. Louisville (11/14) • posted 11 points, six assists, five steals and five rebounds against Western Kentucky (11/18) • contributed six points, six assists, two steals and two rebounds vs. Franklin Pierce (11/20) • scored eight points, eight assists, five rebounds and four steals vs. UMBC (11/22) • scored five points, three rebounds, two steals and two assists at St. John's (11/26) • contributed 12 points, five assists, two steals and two rebounds vs. Georgia (11/28) • posted eight assists, six points, three rebounds and one steal at Wake Forest (12/2) • scored 16 points, six assists, two rebounds and a steal vs. Western Carolina (12/5) • posted first career double-double with 15 points and career-high 10 assists with zero turnovers, adding two steals and two rebounds vs. North Dakota (12/8) • scored 10 points, five assists, three rebounds and a steal vs. Southern (12/10) • recorded nine assists, career-high six steals and two points vs. Seattle (12/19) • scored 16 points, seven assists, five steals and three rebounds vs. Furman (12/22) • registered double-double with 13 points and career-high 11 assists, adding four steals and two rebounds vs. UNCW (12/27) • contributed 11 points, five rebounds, one assist and a steal at Purdue (12/31) • recorded four points, four rebounds, one assist and a steal at Maryland (1/3) • scored 17 points, three assists, three steals and two rebounds vs. Ohio State (1/6) • recorded five rebounds, three assists and two steals at Michigan (1/10) • scored 11 points, five assists and one rebound vs. Iowa (1/13) • contributed eight points, three assists and a rebound vs. Rutgers (1/17) • recorded four rebounds, three assists and a steal at Nebraska (1/20) • recorded five points, three assists, two rebounds and a steal vs. Illinois (1/24).

**2013-14 | JUNIOR SEASON:**

Scored two points and dished out a career-high nine assists in his Gopher debut against Lehigh (11/8) • scored a then career-high 15 points in 30 minutes against Montana (11/12) • contributed a career-high 17 points and dished out six assists against Coastal Carolina (11/19) • finished with 10 points and five assists against Wofford (11/21) • tied a career-high with 17 points against Chaminade (11/27) • scored 11 points, dished out five assists and grabbed three rebounds against New Orleans (12/7) • contributed 15 points including career-high three 3-pointers, two steals, two assists and a rebound against South Dakota State (12/10) • scored career-high 27 points and added four assists, two steals and a rebound against Omaha (12/20) • scored nine points and six rebounds with four assists and a steal against Michigan (1/2) • scored 11 points with four assists, one steal and a rebound against Purdue (1/5) • led the team with 16 points and added four rebounds, three steals and an assist at Penn State (1/8) • scored eight points, including overtime-forcing layup at end of regulation, and added three assists and two rebounds at Michigan State (1/11) • scored team-high 13 points with five assists, four rebounds and three steals vs. Ohio State (1/16) • scored 18 points with five rebounds and three assists vs. Wisconsin (1/22) • recorded 13 points, four assists and one rebound at Nebraska (1/26) • scored nine points, five assists, three rebounds and two steals vs. Northwestern (2/1) • Scored 15 points with three assists, two steals and two rebounds at Purdue (2/5) • scored 16 points, five assists, three rebounds and two steals vs. Indiana (2/8) • scored eight points, six rebounds and six assists at Wisconsin (2/13) • led the team with 18 points and added four rebounds and two assists at Northwestern (2/16) • scored 12 points with three assists, three rebounds and a steal at Ohio State (2/22) • chipped in 19 points, seven assists, three rebounds and a steal in win over Iowa (2/25) • pulled down career-high seven rebounds and added nine points, five assists and three steals at Michigan (3/1) • posted 16 points, six assists, three steals and three rebounds vs. Penn State (3/9) • scored 13 points, five assists, three steals, two blocks and two rebounds vs. Penn State (3/13 - BTT) • scored team-high 18 points, five assists and two rebounds vs. Wisconsin (3/14 - BTT) • contributed 14 points, two rebound, one assist and a steal vs. Saint Mary's (3/23 - NIT) • scored 17 points, four assists, four rebounds and a steal vs. Florida State (4/1 - NIT) • scored 13 points with seven assists and two

**CAREER HIGHS**

- Minutes**  
40 at Purdue (2/5/14)
- Points**  
27 vs. Omaha (12/20/13)
- FG Attempts**  
16 vs. Wisconsin (3/14/14)
- FG Made**  
9 vs. Omaha (12/20/13)
- FT Attempts**  
10 vs. Omaha (12/20/13)
- FT Made**  
8 vs. Omaha (12/20/13)
- 3-Point FG Attempts**  
5 vs. South Dakota State (12/10/13)
- 3-Point FG Made**  
3 vs. South Dakota State (12/10/13)
- Rebounds**  
7 at Michigan (3/1/14)
- Assists**  
11 vs. UNCW (12/27/14)
- Steals**  
6 vs. Seattle (12/19/14)
- Blocks**  
2 vs. Penn State (3/13/14)

**2014-15 GAME-BY-GAME**

Opponent (Date)	Start	Min	Fg-Fga	3g-3a	Ft-Fta	O-D/T	PF	A	TO	Blk	Stl	Pts		
Louisville (11/14)	Y	25	1-4	1-2	3-4	1-3/4	4	3	4	0	1	6		
Western Ky. (11/18)	Y	29	5-9	1-3	0-1	0-5/5	2	6	1	0	5	11		
Franklin Pierce (11/20)	Y	23	3-6	0-0	0-0	1-1/2	1	6	1	0	2	6		
UMBC (11/22)	Y	32	3-9	0-1	2-2	4-1/5	2	8	1	0	4	8		
St. John's (11/26)	Y	23	2-4	0-0	1-2	1-2/3	4	2	2	0	2	5		
Georgia (11/28)	Y	34	4-7	1-1	3-7	0-2/2	3	5	1	0	2	12		
Wake Forest (12/2)	Y	27	2-5	0-1	2-2	0-3/3	4	8	2	0	1	6		
Western Carolina (12/5)	Y	29	6-11	0-1	4-5	1-1/2	3	6	2	0	1	16		
North Dakota (12/8)	Y	30	6-8	1-1	2-4	0-2/2	4	10	0	0	2	15		
Southern (12/10)	Y	26	3-6	0-0	2-4	0-3/3	1	5	2	0	1	10		
Seattle (12/19)	Y	28	1-6	0-1	0-0	0-0/0	2	9	1	0	6	2		
Furman (12/22)	Y	36	6-12	0-2	4-4	1-2/3	2	7	5	0	5	16		
UNCW (12/27)	Y	26	5-8	1-1	2-2	0-2/2	2	11	0	0	4	13		
Purdue (12/31)	Y	34	4-9	2-2	1-2	1-4/5	3	1	4	0	1	11		
Maryland (1/3)	Y	37	2-5	0-0	0-0	1-3/4	2	1	5	0	1	4		
Ohio State (1/6)	Y	34	7-12	1-1	2-2	1-1/2	2	3	3	0	3	17		
Michigan (1/10)	Y	29	0-3	0-0	0-0	2-3/5	3	3	5	0	2	0		
Iowa (1/13)	N	27	4-6	2-2	1-2	1-0/1	1	5	3	0	0	11		
Rutgers (1/17)	N	21	4-7	0-2	0-0	0-1/1	4	3	1	0	0	8		
Nebraska (1/20)	N	23	0-7	0-2	0-0	1-3/4	4	3	2	0	1	0		
Illinois (1/24)	Y	31	1-4	0-0	3-4	2-0/2	2	3	2	0	1	5		
<b>Totals</b>		<b>21-18</b>	<b>604</b>	<b>69-148</b>	<b>10-23</b>	<b>34-47</b>	<b>18-42</b>	<b>60</b>	<b>55</b>	<b>108</b>	<b>47</b>	<b>0</b>	<b>45</b>	<b>182</b>

steals against SMU (4/3 - NIT).

**HIGH SCHOOL:**

A graduate of Knoxville Central High School • was the Knoxville News Sentinel's 2011 PrepXtra Boys' Basketball Player of the Year and a member of the 2011 Tennessee Sports Writers Association's Class AAA All-State Team • averaged 20.7 points, 6.8 rebounds, 8.1 assists (against 2.2 turnovers) and 4.8 steals per game as a senior (2010-11), leading the Central Bobcats to a second consecutive appearance in the Region 2-AAA semifinals • averaged 17 points, eight assists and three steals per game as a junior • was named to the News Sentinel's PrepXtra First Team, meaning he was one of the top six players from a coverage area of 65 schools • was a three-time recipient of the District 3-AAA Player of the Year award and led Central to back-to-back 25-win seasons as an upperclassman.

**PERSONAL:**

Born December 5, 1992 • majoring in business marketing education • son of Tracy Johnson and Berma Mathieu • has three siblings, Tramaine, Jermonite and Demonte.


Season	Gp	Gs	Min	Avg	3-POINT			REBOUNDS			Asst	TO	Blk	ST	Pfd/Q	Pts	Avg		
					Fg-Fga	Pct	Ft-Fta	Pct	O-D/Tot	Avg									
2011-12	29	9	372	12.8	31-70	.443	5-9	.556	16-24	.667	4-27/31	1.1	43	28	0	26	33/0	83	2.9
2013-14	38	38	1146	30.2	165-323	.511	22-45	.489	104-138	.754	18-85/103	2.7	160	102	3	60	83/2	456	12.0
2014-15	21	18	604	28.8	69-148	.466	10-23	.435	34-47	.723	18-42/60	2.9	108	47	0	45	55/0	182	8.7
Career	87	65	2122	24.4	265-541	.490	37-77	.481	154-209	.737	40-154/194	2.2	311	177	3	131	171/2	721	8.3

## 2013-14 GAME-BY-GAME

Opponent (Date)	Start	Min	Fg-Fa	3g-3a	Ft-Fta	O-D/T	PF	A	TO	Blk	Stl	Pts	
Lehigh (11/8)	Y	32	1-5	0-1	0-0	0-2/2	1	9	3	0	3	2	
Montana (11/12)	Y	30	4-9	2-2	5-6	0-2/2	0	5	2	0	1	15	
Richmond (11/16)	Y	22	2-6	0-0	0-3	0-3/3	4	3	3	0	2	4	
Coastal Carolina (11/19)	Y	32	6-11	0-2	5-6	2-2/4	2	6	2	0	3	17	
Wofford (11/21)	Y	24	3-4	0-0	4-4	1-2/3	2	5	3	0	2	10	
Syracuse (11/25)	Y	16	2-5	1-1	2-2	1-0/1	2	4	1	0	2	7	
Arkansas (11/26)	Y	34	5-9	0-0	1-2	2-3/5	3	6	4	0	2	11	
Chaminade (11/27)	Y	35	6-12	0-1	5-5	0-5/5	1	5	1	0	2	17	
Florida State (12/3)	Y	23	2-8	0-0	3-3	1-0/1	3	4	0	0	1	7	
New Orleans (12/7)	Y	33	5-6	0-0	1-1	1-2/3	1	5	4	0	3	11	
South Dakota St. (12/10)	Y	28	4-9	3-5	4-5	0-1/1	1	2	0	0	2	15	
Omaha (12/20)	Y	30	9-11	1-1	8-10	0-1/1	4	4	0	0	2	27	
Texas A&M-C.C. (12/28)	Y	31	3-7	1-1	0-0	0-2/2	1	4	3	0	2	7	
Michigan (1/2)	Y	35	3-10	0-2	3-3	3-3/6	3	4	5	0	1	9	
Purdue (1/5)	Y	20	4-4	1-1	2-2	0-1/1	3	4	1	0	1	11	
Penn State (1/8)	Y	35	5-11	0-1	6-8	1-3/4	3	1	2	0	3	16	
Michigan State (1/11)	Y	29	3-10	0-1	2-3	0-2/2	4	3	4	0	0	8	
Ohio State (1/16)	Y	33	5-8	0-1	3-4	0-4/4	0	5	3	0	3	13	
Iowa (1/19)	Y	28	3-8	0-1	0-0	0-0/0	5	5	4	1	0	6	
Wisconsin (1/22)	Y	28	8-13	2-2	0-0	0-5/5	3	3	1	0	0	18	
Nebraska (1/26)	Y	28	4-5	1-1	4-6	1-0/1	4	4	9	0	0	13	
Northwestern (2/1)	Y	29	4-8	0-0	1-2	1-2/3	2	5	3	0	2	9	
Purdue (2/5)	Y	40	5-11	0-1	5-6	1-1/2	3	3	7	0	2	15	
Indiana (2/8)	Y	34	5-11	0-1	6-7	0-3/3	1	5	1	0	2	16	
Wisconsin (2/13)	Y	34	3-10	0-0	2-2	1-5/6	1	6	2	0	0	8	
Northwestern (2/16)	Y	33	7-10	1-1	3-5	0-4/4	0	2	4	0	0	18	
Illinois (2/19)	Y	24	1-5	0-1	1-3	0-1/1	5	3	3	0	2	3	
Ohio State (2/22)	Y	36	5-10	0-1	2-2	0-3/3	0	3	1	0	1	12	
Iowa (2/25)	Y	30	7-11	0-0	5-8	1-2/3	1	7	1	0	1	19	
Michigan (3/1)	Y	36	4-9	0-1	1-2	0-7/7	2	5	1	0	3	9	
Penn State (3/9)	Y	30	6-8	2-3	2-2	0-3/3	1	6	4	0	3	16	
Penn State (3/13)	Y	38	4-9	0-0	5-9	0-2/2	1	5	2	2	3	13	
Wisconsin (3/14)	Y	33	7-16	1-3	3-5	1-1/2	3	5	2	0	0	18	
High Point (3/18)	Y	13	2-3	1-1	0-0	0-0/0	0	1	0	0	0	5	
Saint Mary's (3/23)	Y	29	4-8	2-3	4-4	0-2/2	4	1	5	0	1	14	
Southern Miss (3/25)	Y	27	3-3	1-1	0-0	0-2/2	3	1	5	0	2	7	
Florida State (4/1)	Y	40	6-12	2-2	3-5	0-4/4	2	4	4	0	1	17	
SMU (4/3)	Y	33	5-8	0-2	3-3	0-0/0	4	7	2	0	2	13	
Totals		38-38	1146	165-323	22-45	104-138	85-103	83	160	102	3	60	456

## 2011-12 GAME-BY-GAME (MOREHEAD STATE)

Opponent (Date)	Start	Min	Fg-Fa	3g-3a	Ft-Fta	O-D/T	PF	A	TO	Blk	Stl	Pts	
N.C. State (11/13)	N	11	2-3	0-0	0-0	0-1/1	1	1	3	0	0	4	
College of Charleston (11/15)	N	10	2-2	0-0	2-3	0-0/0	1	1	0	0	0	6	
Asbury (11/17)	N	11	1-2	0-0	0-0	0-3/3	0	4	0	0	1	4	
West Virginia (11/22)	Y	20	2-6	0-0	0-0	0-1/1	3	3	2	0	2	4	
West Alabama (11/25)	N	17	0-4	0-0	0-0	1-3/4	0	2	1	0	2	0	
Princeton (11/26)	N	11	2-2	0-0	2-2	0-1/1	1	0	0	0	1	6	
Bucknell (11/27)	N	12	0-0	0-0	0-0	0-0/0	1	1	0	0	1	0	
Kent State (12/1)	N	4	0-0	0-0	0-0	0-2/2	0	1	1	0	0	0	
Mid-Continent (12/4)	N	8	0-2	0-0	0-0	0-1/1	3	1	2	0	0	0	
Illinois State (12/7)	N	3	0-0	0-0	0-0	0-0/0	0	0	1	0	0	0	
Binghamton (12/19)	N	8	1-1	0-0	0-0	0-0/0	0	0	1	0	0	2	
Ball State (12/23)	N	4	0-0	0-0	0-1	0-0/0	1	0	0	0	1	0	
S.E. Missouri (12/28)	N	6	1-1	0-0	0-0	0-0/0	1	3	0	0	0	2	
Austin Peay (12/31)	N	2	0-0	0-0	0-0	0-0/0	0	0	0	0	0	0	
Jacksonville State (1/5)	N	15	1-5	0-0	0-0	0-0/0	1	3	2	0	2	2	
Tennessee Tech (1/7)	N	11	1-2	1-1	0-0	0-0/0	1	1	3	0	1	3	
Tennessee State (1/11)	N	10	2-3	0-1	0-0	0-1/1	2	3	0	0	0	4	
Eastern Kentucky (1/14)	Y	16	1-2	0-0	0-0	0-0/0	3	1	3	0	1	2	
Murray State (1/18)	N	3	0-0	0-0	0-0	0-0/0	1	2	1	0	0	0	
Tennessee Martin (1/21)	N	6	0-3	0-1	0-0	0-0/0	0	1	0	0	0	0	
Norfolk State (1/24)	N	12	0-2	0-0	0-0	0-0/0	1	0	2	0	0	0	
Jacksonville State (2/8)	N	15	2-4	1-1	2-2	0-1/1	1	0	1	0	2	7	
Eastern Kentucky (2/11)	Y	18	2-2	1-1	0-0	0-1/1	1	2	0	0	1	5	
Austin Peay (2/15)	Y	21	3-4	1-1	3-3	2-4/6	2	1	0	0	0	10	
Bowling Green (2/18)	Y	23	0-1	0-1	0-2	0-1/1	0	2	0	0	1	0	
Eastern Illinois (2/23)	Y	20	2-4	1-1	1-3	1-1/2	0	2	4	0	4	6	
SIU Edwardsville (2/25)	Y	18	2-3	0-0	1-2	0-2/2	3	1	2	0	2	5	
Jacksonville State (3/1)	Y	31	1-4	0-0	4-4	0-3/3	2	4	5	0	3	6	
Tennessee State (3/2)	Y	26	2-7	0-1	1-2	0-1/1	3	3	4	0	1	5	
Totals		29/9	372	31-70	5-9	16-24	4-27/31	33	43	38	0	26	83



carlos  
**MORRIS**

**11**

**GUARD**  
junior

height: 6-5  
weight: 175

Apalachicola, Fla.

Last School  
Chipola College

High School  
Arlington Country  
Day

**G**

**STATS ▼**

**2014-15 | JUNIOR SEASON:**

Made Gopher debut, starting and scoring nine points, one steal, one assist and a rebound vs. Louisville (11/14) • scored nine points, four rebounds, two blocks, two assists and a steal vs. Western Kentucky (11/18) • scored game-high 16 points with four steals, three assists and three rebounds vs. Franklin Pierce (11/20) • scored nine points, nine rebounds, three steals and an assist vs. UMBC (11/22) • recorded 11 points, three rebounds, three assists and one steal at St. John's (11/26) • scored eight points, three steals, two rebounds and an assist vs. Georgia (11/28) • posted 15 points, eight steals (one shy of school record), three rebounds and an assist at Wake Forest (12/2) • scored 16 points, four assists, three steals and two rebounds vs. Western Carolina (12/5) • posted 14 points, six rebounds, five assists and a steal vs. North Dakota (12/8) • scored 11 points, five assists, three rebounds, one block and a steal vs. Southern (12/10) • led all scorers with 19 points and added three rebounds, two steals and two assists vs. Seattle (12/19) • scored eight points, six rebounds, four assists and a steal vs. Furman (12/22) • poured in career-high 24 points with two rebounds and an assist vs. UNCW (12/27) • scored 10 points, five assists, five rebounds and a steal at Purdue (12/31) • recorded 18 points with six rebounds and two steals at Maryland (1/3) • scored six points, four steals, three rebounds, and three assists vs. Ohio State (1/6) • scored 16 points, four rebounds and two steals at Michigan (1/10) • led the team with 20 points and added five rebounds, three assists, and a steal vs. Iowa (1/13) • scored 12 points, four assists, three rebounds, two steals and a block vs. Rutgers (1/17) • scored five points, four rebounds, two assists, two steals and a block at Nebraska (1/20) • recorded 16 points and two rebounds vs. Illinois (1/24).

**2013-14 | SOPHOMORE SEASON (CHIPOLA COLLEGE):**

Started 29 of 30 games • averaged 14.7 points and 5.2 rebounds per game during the season, while shooting 43.8 percent from the field • dished 69 assists (2.3 apg) while recording 37 steals and 10 blocks • Scored a season-high 29 points in Feb. 5 win at Northwest Florida State College, one of seven 20+ point scoring games.

**2012-13 | FRESHMAN SEASON (CHIPOLA COLLEGE):**

Appeared in 29 games, all but one as a starter • All-Panhandle Conference first team selection after he led the team in scoring (13.3 ppg) and was second in steals (40), third in assists (60) and fifth in rebounds (117) • scored season-high 24 points twice and recorded six 20+ point and 21 double-digit scoring games.

**HIGH SCHOOL:**

Graduate of Arlington Country Day School in Jacksonville, Fla. • a 2009 All-State and All-Area selection • also earned All-District honors in 2008, 2009 and 2010, and was an All-Region first team selection in 2009 • Averaged 23 points, 11 rebounds, four assists and two blocks his sophomore season.

**PERSONAL:**

Son of Keturah Washington and Carlos Morris • born Nov. 17, 1992 • has four siblings • nickname is "Squirrel" • major is undecided.

**CAREER HIGHS**

**Minutes**

32 - three times; last at Maryland (1/3/15)

**Points**

24 vs. UNCW (12/27/14)

**FG Attempts**

21 at Maryland (1/3/15)

**FG Made**

8 vs. UNCW (12/27/14)

**FT Attempts**

7 vs. UNCW (12/27/14)

**FT Made**

7 vs. UNCW (12/27/14)

**3-Point FG Attempts**

10 at Maryland (1/3/15)

**3-Point FG Made**

3 vs. Seattle (12/19/14)

**Rebounds**

9 vs. UMBC (11/22/14)

**Assists**

5 - three times; last at Purdue (12/31/14)

**Steals**

8 at Wake Forest (12/2/14)

**Blocks**

1 - four times; last at Nebraska (1/20/15)

**2014-15 GAME-BY-GAME**

Opponent (Date)	Start	Min	Fg-Fa	3g-3a	Ft-Fta	O-D/T	PF	A	TO	Blk	Stl	Pts	
Louisville (11/14)	Y	22	3-9	1-3	2-4	0-1/1	4	1	2	0	1	9	
Western Ky. (11/18)	Y	25	3-10	0-2	3-3	2-2/4	1	2	0	2	1	9	
Franklin Pierce (11/20)	Y	22	5-9	1-2	5-6	1-2/3	1	3	2	0	4	16	
UMBC (11/22)	Y	28	3-11	1-2	2-4	4-5/9	1	1	3	0	3	9	
St. John's (11/26)	Y	29	5-13	1-2	0-2	0-3/3	3	3	3	0	1	11	
Georgia (11/28)	Y	28	3-10	1-5	1-2	1-1/2	1	1	1	0	3	8	
Wake Forest (12/2)	Y	31	6-10	1-2	2-2	0-3/3	1	1	6	0	8	15	
Western Carolina (12/5)	Y	32	7-9	1-3	1-3	0-2/2	2	4	2	0	3	16	
North Dakota (12/8)	Y	29	5-9	2-2	2-2	1-5/6	3	5	1	0	1	14	
Southern (12/10)	Y	24	3-6	1-2	4-5	0-3/3	0	5	5	1	1	11	
Seattle (12/19)	Y	27	6-10	3-6	4-4	0-3/3	2	2	2	0	2	19	
Furman (12/22)	Y	32	4-12	0-4	0-0	0-6/6	1	4	0	0	1	8	
UNCW (12/27)	Y	28	8-15	1-4	7-7	1-1/2	1	1	1	0	0	24	
Purdue (12/31)	Y	28	3-7	0-1	4-6	1-4/5	2	5	1	0	1	10	
Maryland (1/3)	Y	32	7-21	2-10	2-2	1-5/6	4	0	2	0	2	18	
Ohio State (1/6)	Y	29	2-5	2-3	0-0	0-3/3	1	3	3	0	4	6	
Michigan (1/10)	Y	30	7-10	1-1	1-1	0-4/4	1	0	3	0	2	16	
Iowa (1/13)	N	25	7-13	2-4	4-4	3-2/5	2	3	2	0	1	20	
Rutgers (1/17)	Y	27	6-12	0-5	0-0	0-3/3	0	4	1	1	2	12	
Nebraska (1/20)	Y	28	2-7	1-4	0-2	1-3/4	4	2	2	1	2	5	
Illinois (1/24)	Y	23	4-4	3-3	5-6	0-2/2	3	0	1	0	0	16	
<b>Totals</b>		<b>21-20</b>	<b>579</b>	<b>99-212</b>	<b>25-70</b>	<b>49-65</b>	<b>16-63/79</b>	<b>38</b>	<b>50</b>	<b>43</b>	<b>5</b>	<b>43</b>	<b>272</b>

Season	Gp	Gs	Min	Avg	3-POINT			REBOUNDS			Asst	TO	Blk	ST	Pf/Dq	Pts	Avg		
					Fg-Fga	Pct.	Ft-Fta	Pct.	O-D/Tot	Avg									
2014-15	21	20	579	27.6	99-212	.467	25-70	.357	49-65	.754	16-63/79	3.8	50	43	5	43	38/0	272	13.0
Career	21	20	579	27.6	99-212	.467	25-70	.357	49-65	.754	16-63/79	3.8	50	43	5	43	38/0	272	13.0



kendall  
**SHELL**

**2**

**GUARD**  
senior

height: 6-0  
weight: 185

St. Louis, Mo.

High School  
Webster Grove

**G**

**STATS ▼**

**2014-15 | SENIOR SEASON:**

Appeared in two minutes of action against Western Kentucky (11/18) • scored career-high eight points with one rebound and an assist vs. Franklin Pierce (11/20) • swiped a steal against North Dakota (12/8) • recorded one assist vs. Southern (12/10) • recorded an assist against Seattle (12/19) • posted three points, two rebounds and an assist vs. UNCW (12/27).

**2013-14 | JUNIOR SEASON:**

Played one minute in the season opener against Lehigh (11/8) • appeared for one minute against Omaha (12/20) • played one minute against Southern Miss (3/25 - NIT).

**2012-13 | SOPHOMORE SEASON:**

Played a career-high four minutes and grabbed a career-high two rebounds in the season opener against American (11/9) • scored his first collegiate field goal against Tennessee State (11/15) • scored four points and dished out an assist in three minutes against South Dakota State (12/4) • letterwinner.

**2011-12 | FRESHMAN SEASON:**

Walk-on guard • made collegiate debut against South Dakota State (11/14) • saw action in 10 games.

**HIGH SCHOOL:**

A native of St. Louis, Missouri • graduated from Webster Groves High School • team captain as a senior • a four-year basketball letterwinner • averaged 13.1 points, 3.6 assists, 3.1 rebounds and 1.5 steals as a senior • team finished 24-5 and won the Suburban South Conference Championship • won conference title all four varsity seasons • team finished 29-3 and won the Missouri State Championship during freshman season • played in the RIVALDS.com Future 150 Camp following his senior campaign • also played in the Showtyme Basketball Best of Midwest All-Star game • lettered four times in marching band and three times in baseball • a three-time Siler Slugger award winner on the diamond • Academic All-State as a senior • a four-year honor roll student • a four-year scholar athlete winner • graduated with a 4.02 GPA • earned a score of 29 on ACT • recorded a perfect SAT score on the Reading portion of the test • member of the National Honor Society.

**PERSONAL:**

Born on Jan. 26, 1993 • son of William and Gloria Shell • has two older siblings, William II and Shaun • his brother William played college basketball at Drake and professionally in Europe • lists most memorable thrill as playing in the Missouri State High School Championship game during his freshman season • lists playing the trumpet and volunteering as his hobbies • played the trumpet in the Webster Groves High School marching band • won the Prudential Service Award in the State of Missouri, which is one of the nation's top service awards • majoring in business marketing education with a minor in leadership.

**CAREER HIGHS**

**Minutes**

8 vs. UNCW (12/27/14)

**Points**

8 vs. Franklin Pierce (11/20/14)

**FG Attempts**

4 vs. Franklin Pierce (11/20/14)

**FG Made**

3 vs. Franklin Pierce (11/20/14)

**FT Attempts**

2 vs. Franklin Pierce (11/20/14)

**FT Made**

1 vs. Franklin Pierce (11/20/14)

**3-Point FG Attempts**

2 vs. UNCW (12/27/14)

**3-Point FG Made**

1 - twice; last vs. UNCW (12/27/14)

**Rebounds**

2 - twice; last vs. UNCW (12/27/14)

**Assists**

1 - nine times; last vs. UNCW (12/27/14)

**Steals**

1 - three times; last vs. North Dakota (12/8/14)

**Blocks**

N/A

**2014-15 GAME-BY-GAME**

Opponent (Date)	Start	Min	Fg-Fa	3g-3a	Ft-Ft	O-D/T	PF	A	TO	Blk	Stl	Pts	
Louisville (11/14)			DNP (Coach's Decision)										
Western Ky. (11/18)	N	2	0-1	0-0	0-0	0-0/0	0	0	0	0	0	0	
Franklin Pierce (11/20)	N	6	3-4	1-1	1-2	0-1/1	0	1	1	0	0	8	
UMBC (11/22)	N	2	0-1	0-1	0-0	0-0/0	0	0	0	0	0	0	
St. John's (11/26)			DNP (Coach's Decision)										
Georgia (11/28)	N	2	0-0	0-0	0-0	0-0/0	0	0	0	0	0	0	
Wake Forest (12/2)	N	2	0-0	0-0	0-0	0-0/0	0	0	0	0	0	0	
Western Carolina (12/5)	N	2	0-0	0-0	0-0	0-0/0	1	0	0	0	0	0	
North Dakota (12/8)	N	7	0-0	0-0	0-0	0-0/0	0	0	0	0	1	0	
Southern (12/10)	N	4	0-0	0-0	0-0	0-0/0	0	1	0	0	0	0	
Seattle (12/19)	N	5	0-2	0-1	0-0	0-0/0	0	1	0	0	0	0	
Furman (12/22)	N	1	0-0	0-0	0-0	0-0/0	0	0	0	0	0	0	
UNCW (12/27)	N	8	1-2	1-2	0-0	0-2/2	1	1	1	0	0	3	
Purdue (12/31)			DNP (Coach's Decision)										
Maryland (1/3)			DNP (Coach's Decision)										
Ohio State (1/6)			DNP (Coach's Decision)										
Michigan (1/10)	N	2	0-0	0-0	0-0	0-0/0	0	0	0	0	0	0	
Iowa (1/13)			DNP (Coach's Decision)										
Rutgers (1/17)			DNP (Coach's Decision)										
Nebraska (1/20)			DNP (Coach's Decision)										
Illinois (1/24)			DNP (Coach's Decision)										
<b>Totals</b>		12-0	43	4-10	2-5	1-2	0-3/3	2	4	2	0	1	11

Season	Gp	Gs	Min	Avg	3-POINT				REBOUNDS				Asst	TO	Blk	ST	Pf/Dq	Pts	Avg
					Fg-Fga	Pct	Fg-Fga	Pct	Ft-Fta	Pct	O-D/Tot	Avg							
2011-12	10	0	14	1.4	0-4	.000	0-1	.000	0-0	.000	0-1/1	0.1	1	2	0	2	2/0	0	0.0
2012-13	9	0	20	2.2	3-5	.600	0-0	.000	0-0	.000	3-2/5	0.3	4	2	0	0	3/0	6	0.7
2013-14	6	0	6	1.0	0-1	.000	0-0	.000	0-0	.000	0-0/0	0.0	0	0	0	0	0/0	0	0.0
2014-15	12	0	43	3.6	4-10	.400	2-5	.400	1-2	.500	0-3/3	0.3	4	2	0	1	2/0	11	0.9
Career	37	0	83	2.2	7-20	.350	2-6	.333	1-2	.500	3-6/9	0.2	9	6	0	3	7/0	17	0.5



maurice  
**WALKER**

**15**

**FORWARD**  
redshirt senior

height: 6-10  
weight: 255

Scarborough, Ontario

High School  
Brewster  
Academy

**F**

**STATS ▼**

**MILESTONES:**

- Big Ten Player of the Week (12/15/14)
- Made his first career collegiate start against New Orleans (12/7/13)
- Grabbed his 300th career rebound vs. Furman (12/22/14)
- Grabbed his 200th career rebound vs. Wisconsin (3/14/14)
- Scored his 600th career point at Nebraska (1/20/15)
- Scored his 500th career point vs. UNCW (12/27/14)
- Scored his 400th career point vs. UMBC (11/22/14)

**2014-15 | SENIOR SEASON:**

Started and recorded 10 points, four rebounds, two steals and an assist vs. Louisville (11/14) • led the team with 14 points, and added three steals and two rebounds vs. Western Kentucky (11/18) • scored eight points and six rebounds with a steal in 10 minutes vs. Franklin Pierce (11/20) • scored 15 points, recorded career-high five blocks, and added five rebounds, one steal and an assist vs. UMBC (11/22) • posted six points, six rebounds, one block and one steal at St. John's (11/26) • recorded seven points, six rebounds, two blocks and an assist vs. Georgia (11/28) • posted 10 points, seven rebounds, three blocks and an assist at Wake Forest (12/2) • contributed nine points, four rebounds, two blocks and two steals vs. WCU (12/5) • scored career-high 22 points with seven rebounds, three blocks and a steal vs. North Dakota (12/8) • posted 11 points, six rebounds, two blocks and two steals vs. Southern (12/10) • scored 15 points, six rebounds, two blocks and a steal vs. Seattle (12/19) • contributed 11 points, seven rebounds, three steals, a block and an assist vs. Furman (12/22) • scored 17 points, six rebounds, three assists and two steals vs. UNCW (12/27) • posted 13 points, seven rebounds, three steals and an assist at Purdue (12/31) • recorded first career double-double with 20 points and 10 rebounds, along with three blocks and two steals at Maryland (1/3) • led the team with 18 points, nine rebounds and two blocks, adding a steal vs. Ohio State (1/6) • scored 10 rebounds, five points, two assists and a block at Michigan (1/10) • scored nine points, seven rebounds, two steals and two assists vs. Iowa (1/13) • recorded 16 points, nine rebounds, career-high four steals and one assist vs. Rutgers (1/17) • scored four points and four rebounds with an assist at Nebraska (1/20) • posted double-double of career-high 13 rebounds and 12 points, with three steals and an assist vs. Illinois (1/24).

**2013-14 | JUNIOR SEASON:**

Missed the team's first six contests due to a violation of university policy • played 11 minutes and scored one point in his season debut against Arkansas (11/26) • tied a then career-high with 10 points, grabbed a career-high seven rebounds and tied a career high with two blocks against Chaminade (11/27) • started and scored a career-high 11 points while grabbing a career-high eight rebounds against New Orleans (12/7) • chipped in six points, five rebounds and career-high three blocks with a steal against TAMUCC (12/28) • scored five points with two rebounds and a steal in win over Ohio State (1/16) • scored six points with five rebounds and a block at Iowa (1/19) • scored career highs of 18 points and nine rebounds with one block and an assist vs. Wisconsin (1/22) • scored eight points, five rebounds and a block at Nebraska (1/26) • posted 14 points, four rebounds, two blocks and two assists vs. Northwestern (2/1) • scored 17 points, six rebounds, two steals and a block at Purdue (2/5) • recorded 14 points, eight rebounds, two assists, two steals and a block vs. Indiana (2/8) • scored eight points, six rebounds, career-high three blocks and an assist at Northwestern (2/16) • scored 10 points with three rebounds, two blocks, two steals and an assist vs. Illinois (2/18) • scored eight points, six rebounds, one steal, one block and an assist vs. Iowa (2/25) • contributed eight points and one rebound at Michigan (3/1) • scored 16 points, four rebounds, three assists, one steal and a block vs. Penn State (3/9) • scored eight points, six rebounds, one steal and a block vs. Penn State (3/13 - BTT) • chipped in seven points and seven rebounds vs. Wisconsin (3/14 - BTT) • scored 13 points, four rebounds, two assists, one block and a steal vs. High Point (3/18 - NIT) • posted 12 points, nine rebounds, four assists, three blocks, and three steals vs. Southern Miss (3/25 - NIT) • scored nine points, six rebounds and an assist vs. Florida State (4/1 - NIT) • pulled down seven rebounds and added three points, two blocks, a steal and one assist vs. SMU (4/3 - NIT).

**INTERNATIONAL:**

A three-time member of the Canadian Junior National Team • a two-time

**CAREER HIGHS**

**Minutes**

36 vs. Ohio State (1/6/15)

**Points**

22 vs. North Dakota (12/8/14)

**FG Attempts**

15 - twice; last at Maryland (1/3/15)

**FG Made**

9 vs. North Dakota (12/8/14)

**FT Attempts**

10 vs. Penn State (3/9/14)

**FT Made**

8 vs. Penn State (3/9/14)

**3-Point FG Attempts**

2 vs. North Dakota St. (11/24/10)

**3-Point FG Made**

2 vs. North Dakota St. (11/24/10)

**Rebounds**

10 - twice; last at Michigan (1/10/15)

**Assists**

4 - twice; last vs. Southern Miss (3/25/14)

**Steals**

4 vs. Rutgers (1/17/15)

**Blocks**

5 vs. UMBC (11/22/14)

**2014-15 GAME-BY-GAME**

Opponent (Date)	Start	Min	Fg-Fga	3g-3a	Ft-Fta	O-D/T	PF	A	TO	Blk	Stl	Pts	
Louisville (11/14)	Y	21	5-7	0-0	0-1	1-3/4	4	1	2	0	2	10	
Western Ky. (11/18)	Y	18	5-9	0-0	4-4	0-2/2	4	0	4	0	3	14	
Franklin Pierce (11/20)	Y	10	4-6	0-0	0-0	4-2/6	0	0	1	0	1	8	
UMBC (11/22)	Y	23	7-11	0-0	1-2	2-3/5	4	1	1	5	1	15	
St. John's (11/26)	Y	24	3-9	0-0	0-0	1-5/6	2	0	2	1	1	6	
Georgia (11/28)	Y	21	3-5	0-0	1-2	2-4/6	5	1	5	2	0	7	
Wake Forest (12/2)	Y	23	4-6	0-0	2-4	3-4/7	1	1	3	3	0	10	
Western Carolina (12/5)	Y	23	3-5	0-0	3-4	1-3/4	2	0	1	2	2	9	
North Dakota (12/8)	Y	23	9-11	0-0	4-4	2-5/7	2	0	3	3	1	22	
Southern (12/10)	Y	16	4-5	0-0	3-4	0-6/6	3	0	3	2	2	11	
Seattle (12/19)	Y	15	6-6	0-0	3-4	0-6/6	2	0	0	2	1	15	
Furman (12/22)	Y	22	3-7	0-0	5-7	2-5/7	2	1	1	1	3	11	
UNCW (12/27)	Y	20	6-8	0-0	5-7	3-3/6	0	3	1	0	2	17	
Purdue (12/31)	Y	23	6-9	0-0	1-2	4-3/7	4	1	3	0	3	13	
Maryland (1/3)	Y	33	8-15	0-0	4-8	6-4/10	1	0	2	3	2	20	
Ohio State (1/6)	Y	36	8-14	0-0	2-2	5-4/9	2	0	4	2	1	18	
Michigan (1/10)	Y	29	2-7	0-0	1-4	5-5/10	1	2	2	1	0	5	
Iowa (1/13)	N	24	3-4	0-0	3-4	2-5/7	4	2	1	0	2	9	
Rutgers (1/17)	Y	19	5-9	0-0	6-7	4-5/9	4	1	2	0	4	16	
Nebraska (1/20)	Y	24	2-8	0-0	0-0	0-4/4	4	1	3	0	0	4	
Illinois (1/24)	Y	29	5-8	0-0	2-2	5-8/13	4	1	3	0	3	12	
<b>Totals</b>		<b>21-20</b>	<b>476</b>	<b>101-169</b>	<b>0-0</b>	<b>50-72</b>	<b>52-89/141</b>	<b>55</b>	<b>16</b>	<b>47</b>	<b>27</b>	<b>34</b>	<b>252</b>

member of the Canadian Nike Global Team • led his team to the finals of the 2009 Nike Global Challenge with 13 points and 10 rebounds.

**HIGH SCHOOL:**

A graduate of Brewster Academy in Wolfeboro, N.H. • averaged 12.5 points and 10.0 rebounds per game as a senior • helped lead the Bobcats to a 35-5 record and championships in both the Class A New England Prep School Athletic Council and the National Prep School Invitational.

**PERSONAL:**

Born November 21, 1991 • sport management major • son of Craig Walker and Marie Clarke Walker • has an older brother Ryan • full name is Sean Maurice Walker.

Season	Gp	Gs	Min	Avg	3-POINT			REBOUNDS			Asst	TO	Blk	ST	Pf/Dq	Pts	Avg		
					Fg-Fga	Pct	Pct.	Ft-Fta	Pct.	O-D/Tot								Avg	
2010-11	12	0	115	9.6	19-37	.514	2-5	.400	4-10	.400	18-16/34	2.8	10	11	5	7	13/0	44	3.7
2012-13	30	0	197	6.6	23-55	.418	0-0	.000	21-34	.618	28-31/59	2.0	11	20	2	4	24/0	67	2.2
2013-14	32	3	592	18.5	91-161	.565	0-0	.000	68-102	.667	54-89/143	4.5	27	47	30	24	95/2	250	7.8
2014-15	21	20	476	22.7	101-169	.598	0-0	.000	50-72	.694	52-89/141	6.7	16	47	27	34	55/1	252	12.0
<b>Career</b>	<b>95</b>	<b>23</b>	<b>1380</b>	<b>14.5</b>	<b>234-422</b>	<b>.555</b>	<b>2-5</b>	<b>.400</b>	<b>143-218</b>	<b>.656</b>	<b>152-225/377</b>	<b>4.0</b>	<b>64</b>	<b>125</b>	<b>64</b>	<b>69</b>	<b>187/3</b>	<b>613</b>	<b>6.5</b>



### 2013-14 GAME-BY-GAME

Opponent (Date)	Start	Min	Fg-Fa	3g-3a	Ft-Fta	O-D/T	PF	A	TO	Blk	Stl	Pts		
Lehigh (11/8)														
Montana (11/12)														
Richmond (11/16)														
Coastal Carolina (11/19)														
Wofford (11/21)														
Syracuse (11/25)														
Arkansas (11/26)	N	11	0-0	0-0	1-2	0-1/1	2	0	2	0	0	1		
Chaminade (11/27)	N	16	4-5	0-0	2-2	3-4/7	3	0	1	2	1	10		
Florida State (12/3)	N	17	0-2	0-0	4-6	4-1/5	5	0	2	0	1	4		
New Orleans (12/7)	Y	23	4-7	0-0	3-3	3-5/8	4	1	2	2	1	11		
South Dakota St. (12/10)	N	13	1-3	0-0	2-2	0-2/2	4	1	0	0	1	4		
Omaha (12/20)	N	11	1-1	0-0	0-0	0-2/2	0	1	1	0	0	2		
Texas A&M-C.C. (12/28)	N	15	1-4	0-0	4-8	3-2/5	3	0	0	3	1	6		
Michigan (1/2)	N	15	3-5	0-0	0-0	1-1/2	2	1	2	0	0	6		
Purdue (1/5)	N	5	1-1	0-0	0-0	0-1/1	2	0	1	1	0	2		
Penn State (1/8)	N	7	2-3	0-0	1-3	0-1/1	1	0	2	1	1	5		
Michigan State (1/11)	N	8	1-2	0-0	0-0	0-1/1	2	0	0	0	1	2		
Ohio State (1/16)	N	6	2-2	0-0	1-2	0-2/2	3	0	1	0	1	5		
Iowa (1/19)	N	17	2-5	0-0	2-5	2-3/5	4	1	0	1	0	6		
Wisconsin (1/22)	N	24	6-11	0-0	6-6	5-4/9	3	1	1	1	0	18		
Nebraska (1/26)	N	18	4-5	0-0	0-3	2-3/5	4	0	0	1	0	8		
Northwestern (2/1)	N	22	6-8	0-0	2-3	2-2/4	1	2	4	2	0	14		
Purdue (2/5)	N	32	7-15	0-0	3-4	4-2/6	3	0	1	1	2	17		
Indiana (2/8)	N	26	7-11	0-0	0-0	5-3/8	2	2	3	1	2	14		
Wisconsin (2/13)	N	15	2-2	0-0	1-1	0-2/2	3	1	1	0	1	5		
Northwestern (2/16)	N	24	3-7	0-0	2-4	2-4/6	4	1	2	3	0	8		
Illinois (2/19)	N	20	5-7	0-0	0-0	1-2/3	4	1	3	2	2	10		
Ohio State (2/22)	N	17	2-3	0-0	0-0	2-0/2	5	1	2	0	0	4		
Iowa (2/25)	N	23	2-3	0-0	4-4	0-6/6	4	1	3	1	1	8		
Michigan (3/1)	N	10	3-4	0-0	2-3	0-1/1	4	0	2	0	0	8		
Penn State (3/9)	N	25	4-5	0-0	8-10	1-3/4	3	3	1	1	1	16		
Penn State (3/13)	N	28	2-5	0-0	4-6	2-4/6	3	1	0	1	1	8		
Wisconsin (3/14)	N	24	3-4	0-0	1-2	1-6/7	1	0	1	0	0	7		
High Point (3/18)	N	22	6-10	0-0	1-2	2-2/4	4	2	1	1	1	13		
Saint Mary's (3/23)	N	13	2-7	0-0	0-0	2-4/6	3	0	2	0	1	4		
Southern Miss (3/25)	N	25	3-5	0-0	6-7	3-6/9	3	4	0	3	3	12		
Florida State (4/1)	Y	29	1-7	0-0	7-10	2-4/6	4	1	1	0	0	9		
SMU (4/3)	Y	31	1-2	0-0	1-4	2-5/7	2	1	5	2	1	3		
Totals		32-3	592	91-161	0-0	68-102	54-89	143	95	27	47	30	24	250

### 2012-13 GAME-BY-GAME

Opponent (Date)	Start	Min	Fg-Fa	3g-3a	Ft-Fta	O-D/T	PF	A	TO	Blk	Stl	Pts		
American (11/9)	N	9	2-2	0-0	0-0	0-2/2	2	1	1	1	0	4		
Toledo (11/12)	N	11	0-3	0-0	2-2	3-3/6	2	0	1	0	0	2		
Tennessee State (11/15)	N	11	3-4	0-0	1-4	3-3/6	1	0	0	0	0	7		
Richmond (11/18)	N	2	1-1	0-0	0-0	0-1/1	0	0	2	1	0	2		
Duke (11/22)	N	9	2-4	0-0	1-1	2-3/5	2	0	0	0	0	5		
Memphis (11/23)	N	11	1-2	0-0	0-0	0-2/2	2	0	2	0	0	2		
Stanford (11/24)	N	8	0-0	0-0	1-2	1-0/1	1	0	2	0	2	1		
Florida State (11/27)	N	2	0-0	0-0	0-0	0-0/0	1	0	0	0	0	0		
North Florida (12/1)	N	17	4-6	0-0	1-2	1-1/2	1	3	1	0	0	9		
South Dakota State (12/4)	N	7	1-1	0-0	0-2	2-1/3	0	0	0	0	0	2		
USC (12/8)														
North Dakota State (12/11)	N	9	0-3	0-0	2-2	0-1/1	1	0	0	0	0	2		
Lafayette (12/22)	N	11	1-5	0-0	6-8	4-0/4	0	1	1	0	0	8		
Michigan State (12/31)	N	2	0-0	0-0	0-0	0-0/0	0	0	0	0	0	0		
Northwestern (1/6)	N	4	0-0	0-0	2-2	1-2/3	0	1	2	0	0	2		
Illinois (1/9)	N	3	0-1	0-0	0-0	0-1/1	0	0	0	0	0	0		
Indiana (1/12)														
Michigan (1/17)														
Northwestern (1/23)	N	4	0-1	0-0	0-0	0-2/2	2	1	0	0	0	0		
Wisconsin (1/26)	N	1	0-0	0-0	0-0	0-0/0	2	0	0	0	0	0		
Nebraska (1/29)	N	5	1-1	0-0	0-0	0-0/0	0	1	0	0	0	2		
Iowa (2/3)	N	2	0-0	0-0	0-0	0-0/0	0	0	0	0	0	0		
Michigan State (2/6)	N	6	0-1	0-0	0-0	0-0/0	0	0	0	0	0	0		
Illinois (2/10)	N	9	1-3	0-0	0-0	1-1/2	2	1	1	0	0	2		
Wisconsin (2/14)	N	3	0-0	0-0	2-2	0-0/0	0	0	0	0	0	2		
Iowa (2/17)	N	7	1-4	0-0	1-2	2-1/3	2	0	0	0	0	3		
Ohio State (2/20)	N	17	3-5	0-0	1-3	4-1/5	3	1	6	0	1	7		
Indiana (2/26)	N	2	0-0	0-0	1-2	1-1/2	0	0	0	0	0	1		
Penn State (3/2)	N	8	0-0	0-0	0-0	0-3/3	0	0	0	0	0	0		
Nebraska (3/6)														
Purdue (3/9)	N	3	0-3	0-0	0-0	1-0/1	0	0	0	0	0	0		
Illinois (3/14) BTT	N	3	0-0	0-0	0-0	0-1/1	0	0	0	0	0	0		
UCLA (3/22) NCAA	N	8	2-4	0-0	0-0	2-1/3	0	0	1	0	1	4		
Florida (3/24) NCAA	N	4	0-1	0-0	0-0	0-0/0	0	1	0	0	0	0		
Totals		30/0	197	23-55	0-0	21-34	28-31	59	24	11	20	2	4	67

### 2010-11 GAME-BY-GAME

Opponent (Date)	Start	Min	Fg-Fa	3g-3a	Ft-Fta	O-D/T	PF	A	TO	Blk	Stl	Pts		
Wofford (11/12)	N	7	0-2	0-1	0-0	1-1/2	1	1	1	1	0	0		
Siena (11/15)	N	2	0-0	0-0	0-0	0-0/0	0	0	0	1	0	0		
Western Kentucky (11/18)	N	5	0-0	0-0	0-0	0-1/1	0	0	1	0	0	0		
North Carolina (11/19)	N	13	2-4	0-1	1-2	2-2/4	3	1	0	0	1	5		
West Virginia (11/21)	N	10	1-2	0-0	0-0	2-1/3	4	0	0	1	1	2		
North Dakota State (11/24)	N	13	2-3	2-2	0-0	3-3/6	0	2	3	2	1	6		
Virginia (11/29)	N	6	1-1	0-0	0-0	1-1/2	1	0	0	0	0	2		
Cornell (12/4)	N	11	3-6	0-0	0-1	2-1/3	1	0	2	0	0	6		
St. Joseph's (12/8)	N	15	5-8	0-0	0-2	3-2/5	0	4	1	0	0	10		
Eastern Kentucky (12/11)	N	11	1-3	0-0	1-2	1-0/1	2	1	1	0	0	3		
Akron (12/15)	N	11	1-4	0-0	2-3	3-2/5	1	1	1	0	3	4		
South Dakota State (12/23)	N	11	3-4	0-1	0-0	0-2/2	0	0	1	0	1	6		
Wisconsin (12/28)														
Totals		12/0	115	19-37	2-5	4-10	18-16	34	13	10	11	5	7	44

# #8/9 LOUISVILLE 81, MINNESOTA 68 AGUADILLA, P.R. (CGAS BORINQUEN) — NOV. 14, 2014

# MINNESOTA 76, WESTERN KENTUCKY 54 WILLIAMS ARENA — NOV. 18, 2014

## Minnesota 68 • 0-1

#	Player	Total		3-Ptr		Rebounds		PF	TP	A	TO	BLK	Stl	Min	
		FG	FGA	FG	FGA	OF	DF								TOT
15	Walker, Maurice	f	5-7	0-0	0-1	1	3	4	10	1	2	0	2	21	
24	King, Joey	f	0-4	0-4	2-2	1	3	4	2	0	1	0	0	25	
01	Hollins, Andre	g	8-15	2-6	4-6	1	3	4	3	22	2	0	1	35	
04	Mathieu, DeAndre	g	1-4	1-2	3-4	1	3	4	4	6	3	4	0	25	
11	Morris, Carlos	g	3-9	1-3	2-4	0	1	1	4	9	1	2	0	22	
02	Mason, Nate	g	2-5	0-2	6-10	1	4	5	4	10	2	2	0	20	
05	McNeil, Daquein	g	0-5	0-1	1-4	2	3	5	3	1	2	0	0	18	
13	Martin, Josh	g	0-0	0-0	0-0	0	0	0	2	0	1	0	0	4	
21	Konate, Bakary	g	1-2	0-0	0-0	0	1	1	2	2	0	1	0	6	
23	Buggs, Charles	g	0-0	0-0	2-2	0	1	1	0	2	1	2	0	6	
55	Eliason, Elliott	g	2-4	0-0	0-0	2	2	4	2	4	0	1	0	18	
	Team					0	2	2							
Totals			22-55	4-18	20-33	9	26	35	32	68	12	18	0	6	
FG % 1st Half: 10-29 (34.5%)		2nd half: 12-26 (46.2%)		Game: 22-55 (40.0%)		Deadball									
3FG % 1st Half: 2-9 (22.2%)		2nd half: 2-9 (22.2%)		Game: 4-18 (22.2%)		Rebounds									
FT % 1st Half: 8-18 (44.4%)		2nd half: 12-15 (80.0%)		Game: 20-33 (60.6%)		8									

## Louisville 81 • 1-0

#	Player	Total		3-Ptr		Rebounds		PF	TP	A	TO	BLK	Stl	Min	
		FG	FGA	FG	FGA	OF	DF								TOT
24	HARRELL, Montrezl	f	9-12	3-4	9-10	0	7	7	2	30	0	3	0	38	
25	BLACKSHEAR, Wayne	f	1-4	1-3	4-5	2	2	4	4	7	1	3	0	20	
32	ONUAKU, Chinanu	c	0-1	0-0	0-0	2	1	3	5	0	1	1	0	8	
00	ROZIER, Terry	g	7-11	0-0	4-6	1	5	6	4	18	4	0	0	31	
03	JONES, Chris	g	4-13	1-4	4-4	1	3	4	5	13	3	0	3	30	
01	GILL, Anton	g	0-5	0-3	1-4	1	3	4	4	1	1	5	0	19	
02	SNIDER, Quentin	g	2-2	1-1	2-3	0	4	4	0	7	0	0	0	14	
10	JOHNSON, Jaylen	g	0-0	0-0	0-0	0	0	0	0	0	0	0	0	1	
12	MATHIANG, Mangok	g	0-1	0-0	2-6	0	4	4	0	2	1	0	0	32	
23	LEVITCH, David	g	0-1	0-1	3-4	0	0	0	4	3	0	0	0	7	
	Team					1	0	1							
Totals			23-50	6-16	29-42	8	29	37	28	81	11	15	1	11	
FG % 1st Half: 12-26 (46.2%)		2nd half: 11-24 (45.8%)		Game: 23-50 (46.0%)		Deadball									
3FG % 1st Half: 3-9 (33.3%)		2nd half: 3-7 (42.9%)		Game: 6-16 (37.5%)		Rebounds									
FT % 1st Half: 16-24 (66.7%)		2nd half: 10-18 (72.2%)		Game: 29-42 (69.0%)		6									

Officials: Terry Wymer, Bryan Dorsey, John Gaffney  
 Technical fouls: Minnesota-Mason, Nate. Louisville-JONES, Chris.  
 Attendance: 1693  
 2014 Armed Forces Classic

Score by periods	1st	2nd	Total
Minnesota	30	38	68
Louisville	43	38	81

Last FG - MINN 2nd-00:45, LOU 2nd-01:44.  
 Largest lead - MINN by 4 1st-17:29, LOU by 20 2nd-16:55.  
 MINN led for 04:34. LOU led for 37:56. Game was tied for 02:24.

Score tied - 3 times.  
 Lead changed - 4 times.

## Western Kentucky 1-1

No Name	Total		3-Pt		FT FTA	Rebounds		PF	TP	A	TO	BLK	S	MIN			
	FG	FGA	FG	FGA		OF	DF								TOT		
03 Jackson, Trency	g	3	7	1	2	2	2	1	4	5	2	9	5	4	0	25	
44 Fant, George	f	1	4	0	0	0	0	1	4	5	3	2	0	3	0	16	
20 Rostov, Aleksej	f	0	0	0	0	2	2	0	0	0	2	2	0	2	0	13	
51 Harrison-docks, C.	g	1	7	1	5	2	2	0	2	2	0	5	1	3	0	21	
52 Price, T.J.	g	1	7	1	5	0	0	0	5	5	4	3	2	7	0	21	
00 Sprewell, Ayinde	g	0	0	0	0	0	0	0	0	0	0	0	0	2	0	4	
01 Kaspar, Kevin	f	1	4	1	4	0	0	0	0	0	0	3	0	0	0	12	
21 Snipes, Nigel	f	5	11	4	8	1	2	1	7	8	1	15	1	1	0	0	
23 Johnson, Justin	g	6	8	0	0	3	4	2	5	7	2	15	1	0	0	25	
14 Lawson, Ben	g	0	2	0	0	0	0	0	0	0	3	0	1	1	2	0	
33 Marbery, Rob	g	0	1	0	0	0	0	0	0	0	2	0	1	0	0	3	
15 Patterson, Avery	g	0	2	0	2	0	0	0	2	2	1	0	2	1	0	0	
02 Clayton, Dj	g	0	4	0	4	0	0	1	2	3	0	0	1	0	0	10	
Team						2	3	5			0						
Totals			18	57	8	28	10	12	8	34	42	20	54	14	25	2	4
Total FG% 1st Half: 10-26 (38.5%)		2nd: 8-31 (25.8%)		Game: 18-57 (31.6%)		Deadball											
3 PT FG% 1st Half: 4-13 (30.8%)		2nd: 4-15 (26.7%)		Game: 8-28 (28.6%)		Rebounds											
FT% 1st Half: 4-5 (80.0%)		2nd: 6-7 (85.7%)		Game: 10-12 (83.3%)		1											

## Minnesota 1-1

No Name	Total		3-Pt		FT FTA	Rebounds		PF	TP	A	TO	BLK	S	MIN			
	FG	FGA	FG	FGA		OF	DF								TOT		
01 Hollins, Andre	g	2	8	1	4	0	0	0	3	3	2	5	4	3	0	4	
11 Morris, Carlos	g	3	10	0	2	3	3	2	2	4	1	9	2	0	2	1	
24 King, Joey	f	4	10	2	5	0	0	1	3	4	2	10	3	1	0	0	
15 Walker, Maurice	f	5	9	0	0	4	4	0	2	2	4	14	0	4	0	3	
04 Mathieu, DeAndre	g	5	9	1	3	0	1	0	5	5	2	11	6	1	0	5	
13 Martin, Josh	g	0	1	0	1	1	4	0	1	1	0	1	0	1	0	6	
05 McNeil, Daquein	g	2	4	1	3	0	0	1	3	4	2	5	2	0	0	2	
02 Mason, Nate	g	4	5	2	2	0	1	0	5	5	0	10	1	1	1	1	
55 Eliason, Elliott	g	3	5	0	0	1	1	1	3	4	3	7	0	0	0	16	
23 Buggs, Charles	g	1	5	1	2	1	2	2	1	3	1	4	1	0	0	9	
21 Konate, Bakary	g	0	0	0	0	0	3	0	2	2	0	0	0	1	0	6	
12 Shell, Kendal	g	0	1	0	0	0	0	0	0	0	0	0	0	0	0	2	
Team						2	2	4			0						
Totals			29	67	8	22	10	19	9	32	41	17	76	19	11	5	17
Total FG% 1st Half: 19-36 (52.8%)		2nd: 10-31 (32.3%)		Game: 29-67 (43.3%)		Deadball											
3 PT FG% 1st Half: 6-11 (54.5%)		2nd: 2-11 (18.2%)		Game: 8-22 (36.4%)		Rebounds											
FT% 1st Half: 2-6 (33.3%)		2nd: 8-13 (61.5%)		Game: 10-19 (52.6%)		4											

Officials: Lamont Simpson, Matt Potter, Randy Heimerman  
 Technicals: Western Kentucky-None Minnesota-None  
 Attendance: 10,763

Scoring By Periods	1	2	Total
Western Kentucky	28	26	54
Minnesota	46	30	76

Notes: 2014 NIT Season Tip-Off

VS Basketball-Licensed to: University of Minnesota

# MINNESOTA 109, FRANKLIN PIERCE 57 WILLIAMS ARENA — NOV. 20, 2014

# MINNESOTA 69, UMBC 51 WILLIAMS ARENA — NOV. 22, 2014

## Franklin Pierce 2-2

No Name	Total		3-Pt		FT FTA	Rebounds		PF	TP	A	TO	BLK	S	MIN		
	FG	FGA	FG	FGA		OF	DF								TOT	
32 Ryen Vilmont	f	4	13	1	8	0	0	3	1	4	2	9	1	1	1	28
05 Mike McDevitt	c	3	5	1	2	3	3	2	0	2	3	10	1	3	0	0
03 Donte Gittens	g	2	10	0	2	2	4	2	4	6	2	6	5	7	0	5
05 Paul Becklens	g	1	4	0	2	0	0	1	1	2	1	2	2	5	0	0
04 Tyler Iacouene	g	4	8	3	4	0	0	1	3	4	4	11	3	0	0	1
02 Jaleel Bell	g	2	8	0	2	0	1	1	0	1	1	4	0	1	0	0
11 Lolami Lola-Charles	g	1	2	0	0	0	1	2	3	3	2	0	0	1	0	10
40 Jordan Lackey	g	1	3	1	2	0	1	2	3	1	3	0	1	0	0	6
24 Aboubacar Casse	g	2	6	0	3	2	2	3	2	5	1	6	0	1	1	0
12 Dustin Cole	g	1	3	1	2	0	0	1	1	2	1	3	0	4	0	1
15 Jacob Jacquo	g	0	1	0	0	1	2	0	1	1	0	1	1	1	0	0
10 Asante Sandiford	g	0	2	0	0	0										

**ST. JOHN'S 70, MINNESOTA 61** **MINNESOTA 66, GEORGIA 62**  
**NEW YORK, N.Y. (MADISON SQUARE GARDEN) — NOV. 26, 2014** **NEW YORK, N.Y. (MADISON SQUARE GARDEN) — NOV. 28, 2014**

**ST. JOHN'S 70**

#	Player	Total		3-Ptr		Rebounds			PF	TP	A	TO	Blk	Stl	Min
		FG	FGA	FG	FGA	FT	FTA	Off							
11	HARRISON, D'ANGELO	f	5-17	2-6	7-9	3	6	9	4	19	2	1	1	6	40
15	POINTER, SIR DOMINIC	f	4-6	0-1	0-1	3	8	11	3	8	3	2	1	5	32
12	OBEKPA, CHRIS	c	2-7	0-0	6-11	4	5	9	4	10	0	5	3	34	
01	GREENE IV, PHIL	g	4-9	0-1	1-2	0	5	5	2	9	0	2	0	34	
23	JORDAN, RYSHEED	g	5-14	0-4	8-14	4	3	7	1	18	3	6	1	36	
04	BRANCH, JAMAL	g	2-3	0-1	0-0	1	3	4	2	4	1	1	0	12	
00	JONES, CHRISTIAN	g	1-2	0-0	0-0	0	1	1	1	2	0	1	0	9	
10	BALAMOU, FELIX	g	0-0	0-0	0-0	0	1	1	0	0	0	0	0	3	
Team						3	1	4							
Totals			23-58	2-13	22-37	18	33	51	17	70	9	18	6	16	200

FG % 1st Half: 12-36 33.3% 2nd half: 11-22 50.0% Game: 23-58 39.7%  
 3FG % 1st Half: 0-9 0.0% 2nd half: 2-4 50.0% Game: 2-13 15.4%  
 FT % 1st Half: 7-9 77.8% 2nd half: 15-28 53.6% Game: 22-37 59.5%

**MINNESOTA 61**

#	Player	Total		3-Ptr		Rebounds			PF	TP	A	TO	Blk	Stl	Min
		FG	FGA	FG	FGA	FT	FTA	Off							
11	Morris, Carlos	f	5-13	1-2	0-2	0	3	3	3	11	3	3	0	1	29
24	King, Joey	f	3-12	2-7	0-0	2	7	9	4	8	2	2	2	0	34
15	Walker, Maurice	c	3-9	0-0	0-0	1	5	6	2	6	0	2	1	24	
01	Hollins, Andre	g	3-12	1-6	2-2	2	2	4	3	9	3	7	0	33	
04	Mathieu, DeAndre	g	2-4	0-0	1-2	1	2	3	4	5	2	2	0	23	
02	Mason, Nate	g	4-7	2-2	5-5	1	3	4	3	15	2	1	0	26	
13	Martin, Josh	g	0-1	0-0	0-0	0	0	0	0	0	1	2	0	3	
23	Buggs, Charles	g	1-4	0-2	1-3	1	0	1	1	3	0	0	0	12	
55	Eliason, Elliott	g	2-2	0-0	0-2	2	4	6	4	4	0	2	2	16	
Team						3	0	3							
Totals			23-64	6-19	9-16	13	26	39	24	61	12	20	7	7	200

FG % 1st Half: 15-32 46.9% 2nd half: 8-32 25.0% Game: 23-64 35.9%  
 3FG % 1st Half: 6-11 54.5% 2nd half: 0-8 0.0% Game: 6-19 31.6%  
 FT % 1st Half: 4-6 66.7% 2nd half: 5-10 50.0% Game: 9-16 56.3%

Officials: Doug Shows, John Gaffney, Lamar Simpson  
 Technical fouls: ST. JOHN'S-None. MINNESOTA-Eliason, Elliott.  
 Attendance:  
 NIT Semifinal Game 1

Score by periods	1st	2nd	Total
ST. JOHN'S	31	39	70
MINNESOTA	40	21	61

Points	In	Off	2nd	Fast	Bench
SJ	Paint	T/O	Chance	Break	
MINN	22	10	6	4	22

Last FG - SJ 2nd-02:22, MINN 2nd-01:13.  
 Largest lead - SJ by 9 2nd-00:25, MINN by 10 1st-02:27.

Score tied - 6 times.  
 Lead changed - 5 times.

**MINNESOTA 66**

#	Player	Total		3-Ptr		Rebounds			PF	TP	A	TO	Blk	Stl	Min
		FG	FGA	FG	FGA	FT	FTA	Off							
15	WALKER, MAURICE	f	3-5	0-0	1-2	2	4	6	5	7	1	5	2	0	21
24	KING, JOEY	f	4-11	3-7	4-7	1	1	2	4	15	2	1	1	31	
01	HOLLINS, ANDRE	g	3-6	1-2	1-2	1	3	4	1	8	2	5	0	35	
04	MATHIEU, DEANDRE	g	4-7	1-1	3-7	0	2	2	3	12	5	1	0	34	
01	MORRIS, CARLOS	g	3-10	1-5	1-2	1	1	2	1	8	1	1	0	28	
02	MASON, NATE	g	1-7	1-4	0-0	0	3	3	4	3	3	0	0	21	
12	SHELL, KENDAL	g	0-0	0-0	0-0	0	0	0	0	0	0	0	0	2	
01	KONATE, BAKARY	g	0-0	0-0	0-0	0	0	0	0	0	0	0	0	1	
23	BUGGS, CHARLES	g	3-4	3-3	0-0	0	1	1	2	9	0	0	0	9	
55	ELIASON, ELLIOTT	g	1-2	0-0	2-3	2	3	5	1	4	1	0	0	18	
Team						4	1	5							
Totals			22-52	10-22	12-23	11	19	30	21	66	15	13	3	8	200

FG % 1st Half: 14-31 45.2% 2nd half: 8-21 38.1% Game: 22-52 42.3%  
 3FG % 1st Half: 7-12 58.3% 2nd half: 3-10 30.0% Game: 10-22 45.5%  
 FT % 1st Half: 2-5 40.0% 2nd half: 10-18 55.6% Game: 12-23 52.2%

**GEORGIA 62**

#	Player	Total		3-Ptr		Rebounds			PF	TP	A	TO	Blk	Stl	Min
		FG	FGA	FG	FGA	FT	FTA	Off							
02	THORNTON, MARCUS	f	6-11	0-1	2-5	3	7	10	4	14	2	1	1	2	35
42	DJURISIC, NEMANJA	f	3-6	1-2	2-2	1	0	1	4	9	0	4	1	0	19
03	PARKER, JUWAN	g	2-6	0-2	4-4	1	5	6	1	8	2	3	0	24	
04	MANN, CHARLES	g	0-0	0-0	0-1	0	1	1	3	0	3	4	0	17	
12	GAINES, KENNY	g	1-6	0-3	2-2	0	2	2	2	4	2	3	0	33	
01	MATEN, YANTE	g	6-9	0-0	0-1	1	4	5	2	12	0	1	1	25	
11	FORTE, CAMERON	g	0-0	0-0	0-0	0	0	0	0	0	0	1	0	3	
24	KESSLER, HOUSTON	g	0-0	0-0	0-0	0	0	0	0	0	0	0	0	0+	
25	GENO, KENNY PAUL	g	1-3	0-1	1-2	1	0	1	1	3	1	1	0	11	
30	FRAZIER, J.J.	g	3-7	2-5	4-4	2	4	6	5	12	4	0	0	1	33
Team						1	4	5							
Totals			22-48	3-14	15-21	10	27	37	22	62	14	18	3	6	200

FG % 1st Half: 10-16 62.5% 2nd half: 12-32 37.5% Game: 22-48 45.8%  
 3FG % 1st Half: 0-3 0.0% 2nd half: 3-11 27.3% Game: 3-14 21.4%  
 FT % 1st Half: 5-7 71.4% 2nd half: 10-14 71.4% Game: 15-21 71.4%

Officials: Bryan Kersey, Earl Walton, Nathan Farrell  
 Technical fouls: MINNESOTA-None. GEORGIA-None.  
 Attendance:  
 2014 NIT season Tip-off 3rd Place Game

Score by periods	1st	2nd	Total
MINNESOTA	37	25	62
GEORGIA	25	37	62

**MINNESOTA 84, WAKE FOREST 69**  
**WINSTON-SALEM, N.C. (LJVM COLISEUM) — DEC. 2, 2014**

**Minnesota 84 • 5-2**

#	Player	Total		3-Ptr		Rebounds			PF	TP	A	TO	Blk	Stl	Min
		FG	FGA	FG	FGA	FT	FTA	Off							
15	Walker, Maurice	f	4-6	0-0	2-4	3	4	7	1	10	1	3	3	0	23
24	King, Joey	f	5-9	4-6	0-0	1	3	4	4	14	2	4	0	0	25
01	Hollins, Andre	g	8-14	7-10	4-4	2	5	7	3	27	0	3	0	1	34
04	Mathieu, DeAndre	g	2-5	0-1	2-2	0	3	3	4	6	8	2	0	1	27
11	Morris, Carlos	g	6-10	1-2	2-2	0	3	3	1	15	1	6	0	8	31
02	Mason, Nate	g	2-9	0-3	2-2	0	5	5	1	6	4	0	0	2	27
12	Shell, Kendal	g	0-0	0-0	0-0	0	0	0	0	0	0	0	0	2	
13	Martin, Josh	g	0-1	0-0	0-0	1	0	1	2	0	0	2	0	6	
21	Konate, Bakary	g	0-0	0-0	0-0	0	0	0	0	0	0	0	0	2	
23	Buggs, Charles	g	0-4	0-2	0-0	1	1	2	3	0	0	0	0	8	
55	Eliason, Elliott	g	3-3	0-0	0-0	2	2	4	3	6	2	0	0	2	15
Team						0	1	1							
Totals			30-61	12-24	12-14	10	27	37	22	84	18	20	3	14	200

FG % 1st Half: 13-31 41.9% 2nd half: 17-30 56.7% Game: 30-61 49.2%  
 3FG % 1st Half: 5-12 41.7% 2nd half: 7-12 58.3% Game: 12-24 50.0%  
 FT % 1st Half: 1-2 50.0% 2nd half: 11-12 91.7% Game: 12-14 85.7%

**Wake Forest 69 • 4-4**

#	Player	Total		3-Ptr		Rebounds			PF	TP	A	TO	Blk	Stl	Min
		FG	FGA	FG	FGA	FT	FTA	Off							
02	Thomas, Devin	f	1-4	0-0	2-4	2	6	8	4	4	0	4	1	2	20
13	Leonard, Darius	f	0-1	0-1	0-0	0	2	2	1	0	1	0	0	1	16
25	Hudson, Cornelius	f	3-6	1-3	0-1	1	0	1	1	7	0	5	0	1	15
00	Miller-McIntyre, Codi	g	4-9	0-0	2-4	0	0	0	1	10	2	3	0	0	22
10	Wilbekin, Mitchell	g	3-10	3-7	1-3	0	3	3	2	10	1	0	0	1	33
01	Jones, Madison	g	3-6	0-0	2-2	0	0	0	1	8	2	4	0	2	28
11	McClinton, Greg	g	0-0	0-0	0-0	1	1	2	0	0	1	0	0	0	3
20	Overton, Miles	g	3-8	1-4	7-8	1	3	4	1	14	0	0	0	2	21
33	Rountree, Aaron	g	2-4	0-0	3-5	4	2	6	2	7	2	1	1	3	21
44	Mitoglou, Dinos	g	3-6	2-4	1-4	0	3	3	2	9	0	1	0	1	21

# MINNESOTA 92, NORTH DAKOTA 56

## WILLIAMS ARENA — DEC. 8, 2014

# MINNESOTA 85, SOUTHERN 57

## WILLIAMS ARENA — DEC. 10, 2014

North Dakota 3-5

No Name	Total FG FGA	3-Pt FG FGA	FT FTA	Rebounds OF DF TOT	PF TP	A TO BLK S	MIN
01 Nash, Jaron	f 3 10	0 2	2 4	2 5 7	0 8	1 2 2 0	27
33 Calcaterra, Chad	c 3 4	0 0	0 0	0 4 4	2 6	0 0 0 0	18
21 Hooker, Quinton	g 2 7	1 2	2 2	3 2 5	3 7	7 7 0 0	36
14 De Rouen, Terrel	g 4 10	1 3	1 2	0 2 2	1 10	2 3 0 2	31
03 Tyler, Estan	g 2 6	1 3	3 4	0 0 0	4 8	3 4 1 0	22
31 Cashman, Bryce	0 0	0 0	2 6	1 2 3	3 2	0 3 0 1	18
25 Hobough, Dustin	1 3	1 1	0 0	1 2 3	3 3	0 0 0 0	13
12 Antwi, Lenny	2 3	2 2	0 0	0 1 1	2 6	0 0 0 0	15
22 Shields, Craig	0 0	0 0	0 0	0 0 0	1 0	0 1 0 0	4
35 Coleman, Josiah	1 8	0 3	4 4	1 2 3	3 6	0 4 0 0	16
Team				4 1 5	0	1	
Totals	18 51	6 16	14 22	12 21 33	22 56	13 25 3 3	200
Total FG% 1st Half: 11-27 (40.7)	2nd: 7-24 (29.2)	OT: 0-0 (0.0)	Game: 18-51 (35.3)	Deadball			
3 PT FG% 1st Half: 4-11 (36.4)	2nd: 2-5 (40.0)	OT: 0-0 (0.0)	Game: 6-16 (37.5)	Rebounds			
FT% 1st Half: 0-0 (0.0)	2nd: 14-22 (63.6)	OT: 0-0 (0.0)	Game: 14-22 (63.6)	6			

Minnesota 7-2

No Name	Total FG FGA	3-Pt FG FGA	FT FTA	Rebounds OF DF TOT	PF TP	A TO BLK S	MIN
01 Hollins, Andre	g 4 11	2 5	0 0	2 2 4	0 10	1 2 0 0	27
24 King, Joey	f 4 7	1 2	3 3	0 2 2	3 12	1 2 1 0	27
15 Walker, Maurice	f 9 11	0 0	4 4	2 5 7	2 22	0 3 3 1	23
11 Morris, Carlos	g 5 9	2 2	2 2	1 5 6	3 14	5 1 0 1	29
04 Mathieu, DeAndre	g 6 8	1 1	2 4	0 2 2	4 15	10 0 0 2	30
02 Mason, Nate	4 9	1 3	2 4	0 4 4	3 11	8 1 0 6	27
55 Eliason, Elliott	2 2	0 0	0 0	0 0 0	3 4	0 0 1 2	11
23 Buggs, Charles	1 2	0 1	0 0	0 1 1	1 2	0 0 0 0	10
21 Konate, Bakary	1 1	0 0	0 0	0 1 1	4 2	0 3 1 1	9
12 Shell, Kendal	0 0	0 0	0 0	0 0 0	0 0	0 0 0 1	7
Team				1 1 2	0	0	
Totals	36 60	7 14	13 17	6 23 29	23 92	25 12 6 14	200
Total FG% 1st Half: 17-30 (56.7)	2nd: 19-30 (63.3)	OT: 0-0 (0.0)	Game: 36-60 (60.0)	Deadball			
3 PT FG% 1st Half: 4-8 (50.0)	2nd: 3-6 (50.0)	OT: 0-0 (0.0)	Game: 7-14 (50.0)	Rebounds			
FT% 1st Half: 5-6 (83.3)	2nd: 8-11 (72.7)	OT: 0-0 (0.0)	Game: 13-17 (76.5)	1			

Officials: Terry Oglesby, Eric Curry, Kelly Pfeiffer  
 Technicals: North Dakota-Hooker, Coleman Minnesota-Eliason  
 Attendance: 11,185

Scoring By Periods	1	2	Total
North Dakota	26	30	56
Minnesota	43	49	92

Other Stats	MINN	UND	
Biggest Lead (first time - number of times)	36 (P-2 0:41-1)	5 (P-1 17:41-1)	Number Of Ties 2
Shots In The Paint	26(41 = 52 Pts)	11(50 = 22 Pts)	Number Of Lead Changes 1
Points Off Turnovers	24	13	
Points Off Offensive Rebounds	2	5	
Fast Break Points	23	6	
1st Shot of Bonus FT	0/2	0/0	
Longest FG Drought (Period-Times)	4:03 (P-1 5:37-1:34)	5:12 (P-2 14:16-9:04)	
Bench Points	19	17	

Southern 2-7

No Name	Total FG FGA	3-Pt FG FGA	FT FTA	Rebounds OF DF TOT	PF TP	A TO BLK S	MIN
12 Sam, Jared	f 1 3	0 0	1 3	0 5 5	1 3	2 3 1 2	24
04 Davis, Keith	f 2 2	0 0	2 2	0 3 3	4 6	1 3 0 2	20
03 Banks, Trelun	g 6 10	3 5	0 0	0 1 1	2 15	4 2 0 0	31
02 Rodgers, Adrian	g 9 22	0 4	0 0	0 2 2	3 18	0 3 0 1	32
00 Hyder, Christopher	g 0 1	0 0	0 0	1 3 4	3 0	9 2 0 3	27
30 Lynch, Tre	4 7	2 4	0 0	0 1 1	4 10	1 1 0 0	16
22 Snow, Frank	0 6	0 0	0 0	5 2 7	3 0	1 1 0 1	16
35 Hopkins, Joell	1 6	0 0	1 2	1 1 2	4 3	1 3 1 1	17
10 Monroe, Cameron	0 0	0 0	0 0	0 1 1	0 0	0 0 0 0	3
20 Thomas, Chris	1 3	0 1	0 3	0 2 2	0 2	0 1 0 0	6
05 Harrel, Michael	0 0	0 0	0 0	0 0 0	2 0	1 1 0 0	8
Team				5 0 5	0	0	
Totals	24 60	5 14	4 10	12 21 33	26 57	19 20 2 10	200
Total FG% 1st Half: 10-30 (33.3)	2nd: 14-30 (46.7)	OT: 0-0 (0.0)	Game: 24-60 (40.0)	Deadball			
3 PT FG% 1st Half: 1-7 (14.3)	2nd: 4-7 (57.1)	OT: 0-0 (0.0)	Game: 5-14 (35.7)	Rebounds			
FT% 1st Half: 2-3 (66.7)	2nd: 2-7 (28.6)	OT: 0-0 (0.0)	Game: 4-10 (40.0)	2			

Minnesota 8-2

No Name	Total FG FGA	3-Pt FG FGA	FT FTA	Rebounds OF DF TOT	PF TP	A TO BLK S	MIN
01 Hollins, Andre	g 9 11	5 7	1 1	0 2 2	0 24	4 2 0 4	26
24 King, Joey	f 3 8	0 1	0 1	0 4 4	2 6	3 1 1 1	26
15 Walker, Maurice	f 4 5	0 0	3 4	0 6 6	3 11	0 3 2 2	16
11 Morris, Carlos	g 3 6	1 2	4 5	0 3 3	0 11	5 5 1 1	24
04 Mathieu, DeAndre	g 3 6	0 0	4 4	0 3 3	1 10	5 2 0 1	26
23 Buggs, Charles	3 6	1 3	0 1	2 2 4	1 7	1 0 0 1	18
21 Konate, Bakary	0 3	0 0	6 8	4 2 6	4 6	0 2 0 1	23
02 Mason, Nate	1 5	0 0	1 3	0 3 3	1 3	2 0 0 0	21
55 Eliason, Elliott	3 3	0 0	1 2	1 2 3	3 7	2 1 2 0	16
12 Shell, Kendal	0 0	0 0	0 0	0 0 0	0 0	1 0 0 0	4
Team				2 1 3	0	0	
Totals	29 53	7 13	20 29	9 28 37	15 85	23 16 6 11	200
Total FG% 1st Half: 17-25 (68.0)	2nd: 12-28 (42.9)	OT: 0-0 (0.0)	Game: 29-53 (54.7)	Deadball			
3 PT FG% 1st Half: 3-6 (50.0)	2nd: 4-7 (57.1)	OT: 0-0 (0.0)	Game: 7-13 (53.8)	Rebounds			
FT% 1st Half: 9-14 (64.3)	2nd: 11-15 (73.3)	OT: 0-0 (0.0)	Game: 20-29 (69.0)	3			

Officials: Mike Sanzere, Glenn Mayborg, Steve McJunkins  
 Technicals: Southern -None Minnesota -None  
 Attendance: 11,409

Scoring By Periods	1	2	Total
Southern	23	34	57
Minnesota	46	39	85

VS Basketball-Licensed to: University of Minnesota

# MINNESOTA 92, SEATTLE 57

## WILLIAMS ARENA — DEC. 19, 2014

# MINNESOTA 86, FURMAN 76

## WILLIAMS ARENA — DEC. 22, 2014

Seattle University 5-6

No Name	Total FG FGA	3-Pt FG FGA	FT FTA	Rebounds OF DF TOT	PF TP	A TO BLK S	MIN
13 Chibuogwu, Manny	g 0 1	0 0	3 4	0 0 3	1 3	2 2 1 0	14
21 Powell, William	f 3 6	0 0	1 2	4 2 6	2 7	1 3 0 0	27
24 Crook, Jack	c 1 3	0 0	2 2	1 4 5	4 4	0 2 0 1	15
35 Flora, Jarell	g 2 5	2 4	0 0	0 1 1	2 6	0 6 1 0	15
01 Umipig, Isiah	g 4 10	3 8	2 2	1 3 4	3 13	2 2 0 0	28
12 Cohehe, Jadon	4 9	0 2	6 9	0 0 0	2 14	3 0 0 0	29
10 Turner, Theo	3 8	0 1	1 2	1 2 3	1 7	1 1 0 0	25
02 Murray, Emerson	0 0	0 0	0 0	0 2 2	1 0	2 3 0 1	15
23 Clair, Manroop	1 7	0 4	0 0	1 0 1	2 2	0 2 0 1	21
33 Cramer, Lewis	0 0	0 0	1 2	0 1 1	2 1	0 0 0 0	11
Team				2 2 4	0	0	
Totals	18 49	5 19	16 23	10 20 30	20 57	11 21 2 3	200
Total FG% 1st Half: 8-25 (32.0)	2nd: 10-24 (41.7)	OT: 0-0 (0.0)	Game: 18-49 (36.7)	Deadball			
3 PT FG% 1st Half: 3-11 (27.3)	2nd: 2-8 (25.0)	OT: 0-0 (0.0)	Game: 5-19 (26.3)	Rebounds			
FT% 1st Half: 2-2 (100.0)	2nd: 14-21 (66.7)	OT: 0-0 (0.0)	Game: 16-23 (69.6)	2			

Minnesota 9-2

No Name	Total FG FGA	3-Pt FG FGA	FT FTA	Rebounds OF DF TOT	PF TP	A TO BLK S	MIN
01 Hollins, Andre	g 5 9	3 6	2 3	0 2 2	2 15	4 1 0 1	17
24 King, Joey (2:52)	f 2 5	1 3	0 0	2 2 4	5 5	1 1 0 0	23
15 Walker, Maurice	f 6 6	0 0	3 4	0 6 6	2 15	0 0 2 1	15
11 Morris, Carlos	g 6 10	3 6	4 4	0 3 3	2 19	2 2 0 2	27
04 Mathieu, DeAndre	g 1 6	0 1	0 0	0 0 0	2 2	9 1 0 6	28
02 Mason, Nate	6 11	2 5	1 2	0 3 3	2 15	1 2 0 6	25
23 Buggs, Charles	1 4	0 3	2 2	1 1 2	2 4	3 2 0 0	24
55 Eliason, Elliott	3 3	0 0	2 2	2 2 4	2 8	1 0 1 0	16
21 Konate, Bakary	3 4	0 0	3 6	3 5 8	2 9	2 1 2 0	16
30 Lukashevich, Mike	0 0	0 0	0 0	0 0 0	0 0	0 0 1 0	4
12 Shell, Kendal	0 2	0 1	0 0	0 0 0	0 0	1 0 0 0	5
Team				2 2 4	0	1	
Totals	33 60	9 25	17 23	10 26 36	21 92	24 11 6 16	200
Total FG% 1st Half: 15-27 (55.6)	2nd: 18-33 (54.5)	OT: 0-0 (0.0)	Game: 33-60 (55.0)	Deadball			
3 PT FG% 1st Half: 2-9 (22.2)	2nd: 7-16 (43.8)	OT: 0-0 (0.0)	Game: 9-25 (36.0)	Rebounds			
FT% 1st Half: 11-13 (84.6)	2nd: 6-10 (60.0)	OT: 0-0 (0.0)	Game: 17-23 (73.9)	3			

Officials: Brian Dorsey, Rob Kueneman, Brooks Wells  
 Technicals: Seattle University -None Minnesota -None  
 Attendance: 12,121

Scoring By Periods	1	2	Total
Seattle University	21	36	57
Minnesota	43	49	92

Furman 2-8

No Name	Total FG FGA	3-Pt FG FGA	FT FTA	Rebounds OF DF TOT	PF TP	A TO BLK S	MIN
21 Kris Acox	f 2 5	0 0	0 0	3 3 6	2 4	0 2 2 1	17
03 Geoff Beans	f 5 11	4 8	0 0	0 3 3	3 14	0 1 0 2	28
35 Daniel Fowler (0:35)	g 5 6	3 3	0 1	0 3 3	5 13	5 6 0 3	31
12 Devin Sibley	g 1 4	0 1	0 0	1 1 2	2 2	2 4 6 0	1 28
14 Stephen Croone	g 6 14	5 9	8 10	0 2 2	2 25	3 1 2 2	38
30 Kendrick Ferrara	g 9 16	0 4	0 0	3 7 10	3 18	1 1 2 0	35
01 John Davis	0 2	0 1	0 0	0 1 1	1 1	0 2 0 0	14
24 Larry Wideman	0 1	0 0	0 0	0 0 0	4 0	1 1 0 0	9
Team				3 1 4	0	1	
Totals	28 59	12 26	8 11	10 21 31	22 76	16 19 6 10	200
Total FG% 1st Half: 11-32 (34.4)	2nd: 17-27 (63.0)	OT: 0-0 (0.0)	Game: 28-59 (47.5)	Deadball			
3 PT FG% 1st Half: 5-14 (35.7)	2nd: 7-12 (58.3)	OT: 0-0 (0.0)	Game: 12-26 (46.2)	Rebounds			
FT% 1st Half: 6-8 (75.0)	2nd: 2-3 (66.7)	OT: 0-0 (0.0)	Game: 8-11 (72.7)	1			

Minnesota 10-2

No Name	Total FG FGA	3-Pt FG FGA	FT FTA	Rebounds OF DF TOT	PF TP	A TO BLK S	MIN
01 Hollins, Andre	g 3 7	0 4	2 3	1 3 4	4 8	2 2 0 0	25
24 King, Joey	f 8 11	2 4	1 2	1 2 3	0 19	1 2 0 1	32
15 Walker, Maurice	f 3 7	0 0	5 7	2 5 7	2 11	1 1 1 3	22
11 Morris, Carlos	g 4 12	0 4	0 0	0 6 6	1 8	4 0 0 1	32
04 Mathieu, DeAndre	g 6 12	0 2	4 4	1 2 3	2 16	7 5 0 5	36
55 Eliason, Elliott	2 3	0 0	2 5	4 2 6	1 6	0 3 2 1	18
23 Buggs, Charles	0 0	0 0	0 1	2 3 0	0 0	1 1 0 0	4
02 Mason, Nate	5 7	4 5	0 0	0 0 0	0 2	14 0 0 4	22
21 Konate, Bakary	1 2	0 0	2 5	3 0 3	0 4	1 0 1 0	8
12 Shell, Kendal	0 0	0 0	0 0	0 0 0	0 0	0 0 0 0	1
Team				2 1 3	0	0	
Totals	32 61	6 19	16 26	15 23 38	12 86	17 14 4 15	200
Total FG% 1st Half: 17-33 (51.5)	2nd: 15-28 (53.6)	OT: 0-0 (0.0)	Game: 32-61 (52.5)	Deadball			
3 PT FG% 1st Half: 1-9 (11.1)	2nd: 5-10 (50.0)	OT: 0-0 (0.0)	Game: 6-19 (31.6)	Rebounds			
FT% 1st Half: 5-10 (50.0)	2nd: 11-16 (68.8)	OT: 0-0 (0.0)	Game: 16-26 (61.5)	3			

**MINNESOTA 108, UNCW 82**  
**WILLIAMS ARENA — DEC. 27, 2014**

**PURDUE 72, MINNESOTA 68**  
**WEST LAFAYETTE, IND. (MACKEY ARENA) — DEC. 31, 2014**

**UNCW 82 • 5-5**

##	Player	Total		3-Ptr		Rebounds			PF	TP	A	TO	Blk	Stl	Min
		FG-FGA	FG-FGA	FT-FTA	Off	Def	Tot								
13	Ogbodo, Chuck	f	4-4	0-0	0-0	2	0	2	2	8	0	0	1	0	16
40	Williams, Cedrick	f	4-10	0-3	0-0	5	3	8	2	8	1	1	0	0	31
00	Ponder, Craig	g	4-6	2-3	2-2	1	2	3	3	12	3	6	0	1	17
10	Jackson, Freddie	g	8-18	4-9	1-1	3	3	6	2	21	5	3	1	2	37
24	Spruill, Addison	g	5-11	2-4	0-0	0	6	6	1	12	1	5	2	1	21
04	Talley, Jordon	g	0-2	0-1	0-0	0	0	0	3	0	7	2	0	1	26
14	Pugh, Malik	g	4-7	2-3	0-1	0	2	2	0	10	2	3	0	0	19
20	Sherwood, Dylan	g	0-3	0-1	0-0	1	1	2	0	0	0	0	0	0	10
23	Gettys, C.J.	g	2-5	0-0	5-6	5	4	9	3	9	0	0	3	0	19
30	Hickson, Kevin	g	0-0	0-0	2-2	0	0	0	1	2	0	0	0	0	4
Team						0	1	1	1						
Totals			31-66	10-24	10-12	17	22	39	18	82	19	20	7	5	200

FG % 1st Half: 16-29 55.2% 2nd half: 15-37 40.5% Game: 31-66 47.0%  
 3FG % 1st Half: 6-13 46.2% 2nd half: 4-11 36.4% Game: 10-24 41.7%  
 FT % 1st Half: 0-0 0.0% 2nd half: 10-12 83.3% Game: 10-12 83.3%

**Minnesota 108 • 11-2**

##	Player	Total		3-Ptr		Rebounds			PF	TP	A	TO	Blk	Stl	Min
		FG-FGA	FG-FGA	FT-FTA	Off	Def	Tot								
15	Walker, Maurice	f	6-8	0-0	5-7	3	3	6	0	17	3	1	0	2	20
24	King, Joey	f	3-5	1-1	2-2	1	0	1	1	9	0	2	1	0	28
01	Hollins, Andre	g	4-7	1-2	0-0	0	2	2	4	9	4	0	0	1	23
04	Mathieu, DeAndre	g	5-8	1-1	2-2	0	2	2	2	13	11	0	0	4	26
11	Morris, Carlos	g	8-15	1-4	7-7	1	1	2	1	24	1	1	0	0	28
02	Mason, Nate	g	7-13	2-3	2-3	0	2	2	0	18	2	1	0	5	25
12	Shell, Kendal	g	1-2	1-2	0-0	0	2	2	1	3	1	1	0	0	8
21	Konate, Bakary	g	0-1	0-0	0-0	0	2	2	1	0	0	1	1	1	10
23	Buggs, Charles	g	5-6	3-3	0-0	0	2	2	4	13	2	0	0	0	16
25	Lukashewich, Mike	g	0-0	0-0	0-0	0	0	0	0	0	0	1	0	0	4
55	Eliason, Elliott	g	1-2	0-0	0-0	0	2	2	1	2	1	0	2	0	12
Team						3	1	4							
Totals			40-67	10-16	18-21	8	19	27	15	108	25	8	4	13	200

FG % 1st Half: 19-35 54.3% 2nd half: 21-32 65.6% Game: 40-67 59.7%  
 3FG % 1st Half: 5-8 62.5% 2nd half: 5-8 62.5% Game: 10-16 62.5%  
 FT % 1st Half: 11-14 78.6% 2nd half: 7-7 100.0% Game: 18-21 85.7%

Officials: Terry Oglesby, Frank Spencer, Gerald Williams  
 Technical fouls: UNCW-TEAM. Minnesota-None.  
 Attendance: 12711

Score by periods	1st	2nd	Total
UNCW	38	44	82
Minnesota	54	54	108

Last FG - UNCW 2nd-00:59, MINN 2nd-00:25.  
 Largest lead - UNCW by 9 1st-08:06, MINN by 26 2nd-06:47.

**Minnesota 68 • 11-3 / 0-1**

##	Player	Total		3-Ptr		Rebounds			PF	TP	A	TO	Blk	Stl	Min
		FG-FGA	FG-FGA	FT-FTA	Off	Def	Tot								
15	Walker, Maurice	f	6-9	0-0	1-2	4	3	7	4	13	1	3	0	3	23
24	King, Joey	f	4-6	3-4	2-2	0	1	1	4	13	3	3	2	0	37
01	Hollins, Andre	g	2-10	1-3	2-2	1	3	4	2	7	1	1	0	0	32
04	Mathieu, DeAndre	g	4-9	2-2	1-2	1	4	5	3	11	1	4	0	1	34
11	Morris, Carlos	g	3-7	0-1	4-6	1	4	5	2	10	5	1	0	1	28
02	Mason, Nate	g	4-9	2-5	2-4	0	3	3	2	12	2	0	0	1	26
21	Konate, Bakary	g	0-0	0-0	0-0	0	1	1	2	0	0	1	0	0	4
23	Buggs, Charles	g	0-1	0-1	0-0	0	0	0	0	0	0	0	0	0	3
55	Eliason, Elliott	g	0-2	0-0	2-2	1	1	2	3	2	2	0	1	0	13
Team						3	0	3							
Totals			23-53	8-16	14-20	11	20	31	22	68	15	13	3	6	200

FG % 1st Half: 10-24 41.7% 2nd half: 13-29 44.8% Game: 23-53 43.4%  
 3FG % 1st Half: 5-7 71.4% 2nd half: 3-9 33.3% Game: 8-16 50.0%  
 FT % 1st Half: 11-14 78.6% 2nd half: 3-6 50.0% Game: 14-20 70.0%

**Purdue 72 • 9-5 / 1-0**

##	Player	Total		3-Ptr		Rebounds			PF	TP	A	TO	Blk	Stl	Min
		FG-FGA	FG-FGA	FT-FTA	Off	Def	Tot								
44	Haas, Isaac	c	2-4	0-0	2-3	2	1	3	0	6	0	1	1	0	17
00	Octeus, Jon	g	3-6	0-0	4-6	1	3	4	1	10	4	2	0	1	35
01	Scott, Bryson	g	0-3	0-0	0-0	0	4	4	2	0	1	2	0	0	12
21	Stephens, Kendall	g	7-15	4-8	1-2	2	0	2	0	19	4	1	1	0	37
35	Davis, Rapheal	g	4-6	0-0	10-10	0	2	2	3	18	4	1	0	0	28
03	Thompson, P.J.	g	0-0	0-0	0-0	1	0	1	2	0	0	2	0	1	5
05	Smotherman, Basil	g	0-1	0-0	0-0	0	2	2	2	0	0	0	0	0	7
12	Edwards, Vince	g	2-6	0-1	4-4	1	3	4	2	8	3	2	0	0	23
20	Hammons, A.J.	g	5-9	0-0	1-2	3	6	9	3	11	2	1	1	1	23
31	Mathias, Dakota	g	0-2	0-0	0-0	0	0	0	2	0	2	0	0	0	13
Team						1	0	1							
Totals			23-52	4-11	22-27	11	21	32	17	72	20	12	3	3	200

FG % 1st Half: 8-24 33.3% 2nd half: 15-28 53.6% Game: 23-52 44.2%  
 3FG % 1st Half: 1-6 16.7% 2nd half: 3-5 60.0% Game: 4-11 36.4%  
 FT % 1st Half: 8-11 72.7% 2nd half: 14-16 87.5% Game: 22-27 81.5%

Officials: Terry Wymer, Mike Eades, Tom Eades  
 Technical fouls: Minnesota-None. Purdue-None.  
 Attendance: 10018

Score by periods	1st	2nd	Total
Minnesota	36	32	68
Purdue	25	47	72

	In	Off	2nd	Fast	Bench
Points	38	13	20	2	21
UNCW	56	27	12	10	36
MINN	38	27	12	10	36

Score tied - 1 time.  
 Lead changed - 5 times.

**#12/11 MARYLAND 70, MINNESOTA 58**  
**COLLEGE PARK, MD. (XFINITY CENTER) — JAN. 3, 2015**

**Minnesota 58 • 11-4, 0-2**

##	Player	Total		3-Ptr		Rebounds			PF	TP	A	TO	Blk	Stl	Min
		FG-FGA	FG-FGA	FT-FTA	Off	Def	Tot								
15	Walker, Maurice	f	8-15	0-0	4-8	6	4	10	1	20	0	2	3	2	33
24	King, Joey	f	1-5	1-3	0-0	0	1	1	5	3	1	0	0	0	23
01	Hollins, Andre	g	1-9	0-6	0-0	0	3	3	2	2	2	1	0	2	29
04	Mathieu, DeAndre	g	2-5	0-0	0-0	1	3	4	2	4	1	5	0	1	37
11	Morris, Carlos	g	7-21	2-10	2-2	1	5	6	4	18	0	2	0	2	32
02	Mason, Nate	g	1-7	0-2	0-0	2	3	5	2	2	1	1	0	1	22
23	Buggs, Charles	g	0-1	0-1	5-9	2	0	2	2	5	0	0	1	0	16
55	Eliason, Elliott	g	2-2	0-0	0-2	2	1	3	1	4	0	1	0	1	8
Team						1	0	1							
Totals			22-65	3-22	11-21	15	20	35	19	58	5	12	4	9	200

FG % 1st Half: 15-34 44.1% 2nd half: 7-31 22.6% Game: 22-65 33.8%  
 3FG % 1st Half: 3-11 27.3% 2nd half: 0-11 0.0% Game: 3-22 13.6%  
 FT % 1st Half: 0-2 0.0% 2nd half: 11-19 57.9% Game: 11-21 52.4%

**Maryland Terrapins 70 • 14-1, 2-0**

##	Player	Total		3-Ptr		Rebounds			PF	TP	A	TO	Blk	Stl	Min
		FG-FGA	FG-FGA	FT-FTA	Off	Def	Tot								
10	Jake Layman	f	5-7	2-4	0-0	1	5	6	2	12	0	4	2	1	29
35	Damonte Dodd	f	3-3	0-0	3-4	4	8	12	5	9	2	2	3	1	30
02	Melo Trimble	g	5-15	1-8	9-13	0	6	6	1	20	2	3	1	2	37
20	Richard Pack	g	1-2	1-2	3-4	1	0	1	2	6	2	3	0	0	28
44	Dez Wells	g	4-10	1-4	3-5	1	6	7	0	12	4	4	2	3	33
01	Evan Smotrycz	g	0-4	0-2	2-2	0	3	3	3	2	3	2	0	0	20
05	Dion Wiley	g	2-4	2-3	0-0	1	1	2	0	6	0	0	0	0	8
11	Jared Nickens	g	1-3	1-3	0-0	0	1	1	0	3	0	1	0	0	7
15	Michal Cekovsky	g	0-1	0-0	0-0	0	0	0	0	0	0	0	0	0	9
25	Jon Graham	g	0-1	0-0	0-0	3	2	5	3	0	0	0	1	0	9
Team						1	0	1							
Totals			21-50	8-26	20-28	12	32	44	16	70	13	19	9	7	200

FG % 1st Half: 13-28 46.4% 2nd half: 8-22 36.4% Game: 21-50 42.0%  
 3FG % 1st Half: 7-19 36.8% 2nd half: 1-7 14.3% Game: 8-26 30.8%  
 FT % 1st Half: 3-4 75.0% 2nd half: 17-24 70.8% Game: 20-28 71.4%

Officials: Lamont Simpson, Larry Scrotto, Steve McJunkins  
 Technical fouls: Minnesota-None. Maryland Terrapins-None.  
 Attendance: 15788

Score by periods	1st	2nd	Total
Minnesota	33	25	58
Maryland Terrapins	36	34	70

Last FG - MINN 2nd-02:34, UMD 2nd-01:20.  
 Largest lead - MINN by 2 1st-19:12, UMD by 15 1st-07:33.  
 MINN led for 00:43. UMD led for 37:18. Game was tied for 01:59.

**Ohio State 13-3, 2-1**

No	Name	Total		3-Pt		Rebounds			PF	TP	A	TO	Blk	S	MIN
		FG FGA	FG FGA	FT FTA	Off	Def	TOT								
02	Loving, Marc	f	6 12	0 1	1 3	3	4	7	3	13	2	1	0	0	34
12	Th														

# MICHIGAN 62, MINNESOTA 57

## ANN ARBOR, MICH. (CRISLER CENTER) — JAN. 10, 2015

Minnesota 57 • 11-6 (0-4)

#	Player	Total		3-Pt		Rebounds			PF	TP	A	TO	BLK	Stl	Min
		FG	FGA	FG	FGA	FT	FTA	Off							
15	Walker, Maurice	f	2-7	0-0	1-4	5	5	10	1	5	2	2	1	0	29
24	King, Joey	f	2-7	2-7	0-0	1	0	1	2	6	0	4	0	0	31
01	Hollins, Andre	g	4-14	3-11	7-8	1	4	5	3	18	2	2	0	0	38
04	Mathieu, DeAndre	g	0-3	0-0	0-0	2	3	5	3	0	3	5	0	2	29
11	Morris, Carlos	g	7-10	1-1	1-1	0	4	4	1	16	0	3	0	2	30
02	Mason, Nate	g	3-5	1-2	1-3	2	3	5	4	8	3	1	0	1	21
12	Shell, Kendal	g	0-0	0-0	0-0	0	0	0	0	0	0	0	0	2	
23	Buggs, Charles	g	1-2	1-1	0-0	1	1	2	0	3	0	0	0	9	
55	Eliason, Elliott	g	0-1	0-0	1-4	3	1	4	1	1	0	0	0	1	11
Team						0	1	1							
Totals			19-49	8-22	11-20	15	22	37	15	57	10	17	1	6	200

FG % 1st Half: 8-20 40.0% 2nd half: 11-29 37.9% Game: 19-49 38.8%  
 3FG % 1st Half: 5-11 45.5% 2nd half: 3-11 27.3% Game: 8-22 36.4%  
 FT % 1st Half: 6-10 60.0% 2nd half: 5-10 50.0% Game: 11-20 55.0%

Michigan 62 • 10-6 (3-1)

#	Player	Total		3-Pt		Rebounds			PF	TP	A	TO	BLK	Stl	Min
		FG	FGA	FG	FGA	FT	FTA	Off							
32	Doyle, Ricky	f	5-8	0-0	2-3	4	2	6	3	12	0	1	0	1	26
02	Albrecht, Spike	g	3-8	0-3	0-0	0	1	1	4	6	2	3	0	2	33
10	Walton Jr., Derrick	g	4-7	3-4	4-5	0	5	5	2	15	3	2	0	1	35
21	Irvin, Zak	g	3-9	1-5	5-6	2	2	4	2	12	1	2	0	1	35
23	LeVert, Caris	g	5-13	0-3	5-6	0	3	3	0	15	2	1	1	4	38
03	Chatman, Cameron	g	1-2	0-0	0-0	1	0	1	2	2	1	0	1	0	7
12	Abdur-Rahkman, M-A	g	0-1	0-1	0-0	0	0	0	0	0	0	0	0	0	2
24	Dawkins, Aubrey	g	0-1	0-1	0-0	0	2	2	0	0	0	0	0	0	10
34	Donnal, Mark	g	0-2	0-1	0-0	0	4	4	1	0	0	0	0	0	11
44	Biefeldt, Max	g	0-1	0-0	0-0	2	0	2	0	0	0	0	0	0	3
Team						1	2	3							
Totals			21-52	4-18	16-20	10	21	31	14	62	9	9	2	9	200

FG % 1st Half: 10-28 35.7% 2nd half: 11-24 45.8% Game: 21-52 40.4%  
 3FG % 1st Half: 0-8 0.0% 2nd half: 4-10 40.0% Game: 4-18 22.2%  
 FT % 1st Half: 5-8 62.5% 2nd half: 11-12 91.7% Game: 16-20 80.0%

Officials: Glenn Mayborg, Terry Wymer, Mike Eades  
 Technical fouls: Minnesota-None. Michigan-None.  
 Attendance: 12707  
 Game Duration: 1:58

Score by periods	1st	2nd	Total
Minnesota	27	30	57
Michigan	25	37	62

Last FG - MINN 2nd-00:10, MICH 2nd-00:26.  
 Largest lead - MINN by 9 2nd-11:02, MICH by 6 1st-13:58.

# IOWA 77, MINNESOTA 75

## WILLIAMS ARENA — JAN. 13, 2015

Iowa 12-5, 3-1

No	Name	Total		3-Pt		Rebounds			PF	TP	A	TO	BLK	S	MIN			
		FG	FGA	FG	FGA	FT	FTA	OF								DF	TOT	
20	Uthoff, Jarrod	f	7	10	2	4	6	6	0	5	5	4	22	4	3	4	1	34
30	White, Aaron	f	4	10	0	1	5	8	2	4	6	2	13	4	0	2	1	35
34	Woodbury, Adam	f	3	5	0	0	3	5	4	4	8	3	9	0	2	0	1	23
03	Jok, Peter	g	5	8	3	5	0	0	1	0	1	0	13	0	3	0	1	20
10	Gesell, Mike	g	2	4	1	2	0	0	0	2	2	3	5	3	0	1	1	23
00	Olaseni, Gabriel	g	1	2	0	0	0	0	2	2	0	2	2	0	3	2	1	17
02	Oglesby, Josh	g	1	3	1	2	0	0	0	1	1	2	3	1	0	0	1	21
05	Clemons, Anthony	g	1	3	0	1	3	4	1	2	3	0	5	3	0	0	0	18
25	Uhl, Dom	g	1	3	1	1	2	2	2	1	3	1	5	1	3	0	0	9
Team						1	1	2										
Totals			25	48	8	16	19	27	13	20	33	17	77	16	14	9	7	200

No	Name	Total		3-Pt		Rebounds			PF	TP	A	TO	BLK	S	MIN			
		FG	FGA	FG	FGA	FT	FTA	OF								DF	TOT	
01	Hollins, Andre	g	2	12	1	7	2	2	1	3	4	2	7	0	2	0	0	34
24	King, Joey	f	4	11	3	8	0	0	2	0	2	3	11	0	0	1	0	24
23	Buggs, Charles	f	0	1	0	1	0	0	0	3	3	3	0	0	0	0	0	18
55	Eliason, Elliott	c	0	0	0	0	0	0	1	0	0	0	4	0	1	0	0	15
02	Mason, Nate	g	7	12	1	3	2	3	2	2	4	0	17	4	0	0	3	33
11	Morris, Carlos	g	7	13	2	4	4	4	3	2	5	2	20	3	2	0	1	25
15	Walker, Maurice	g	3	4	0	0	3	4	2	5	7	4	9	2	1	0	2	24
04	Mathieu, DeAndre	g	4	6	2	2	1	2	1	0	1	1	11	5	3	0	0	27
Team						3	1	4										
Totals			27	59	9	25	12	16	14	16	30	19	75	14	9	1	6	200

FG % 1st Half: 9-30 (30.0) 2nd: 18-29 (62.1) OT: 0-0 (0.0) Game: 25-48 (52.1) Deadball Rebounds  
 3 PT FG % 1st Half: 3-14 (21.4) 2nd: 6-11 (54.5) OT: 0-0 (0.0) Game: 9-25 (36.0)  
 FT % 1st Half: 6-8 (75.0) 2nd: 6-8 (75.0) OT: 0-0 (0.0) Game: 12-16 (75.0) 2

Officials: Larry Sciotto, DJ Carstensen, Kelly Pfeifer  
 Technicals: Iowa-None Minnesota-None  
 Attendance: 12,401

Scoring By Periods	1	2	Total
Iowa	38	39	77
Minnesota	27	48	75

Other Stats	MINN	IOWA
Biggest Lead (first time - number of times)	4 (P-2:31 - 1)	17 (P-2:16:07 - 1)
Shots In The Paint	16/25 = 32 Pts	13/25 = 26 Pts
Points Off Turnovers	16	4
Points Off Offensive Rebounds	8	17
Fast Break Points	7	4
1st Shot of Bonus FT	1/3	1/1
Longest FG Drought (Period-Times)	3:51 (P-1 12:34-8:43)	4:10 (P-1 13:38-6:28)
Bench Points	40	15

VS Basketball-Licensed to: University of Minnesota

# MINNESOTA 89, RUTGERS 80

## WILLIAMS ARENA — JAN. 17, 2015

# NEBRASKA 52, MINNESOTA 49

## LINCOLN, NEB. (PINNACLE BANK ARENA) — JAN. 20, 2015

Rutgers 10-9, 2-4

No	Name	Total		3-Pt		Rebounds			PF	TP	A	TO	BLK	Stl	Min			
		FG	FGA	FG	FGA	FT	FTA	OF								DF	TOT	
11	Jack, Kadeem	f	8	18	0	2	3	4	3	2	5	2	19	1	1	0	2	36
10	Elou, Junior	f	4	4	0	0	1	1	3	7	10	1	9	0	2	0	0	33
35	Lewis, Greg	f	2	3	0	0	1	2	2	4	6	2	5	0	1	0	1	21
02	Daniels, Bishop	g	5	7	0	0	3	4	1	2	3	3	13	4	4	0	0	29
04	MacK, Myles	g	7	14	4	7	8	9	1	5	6	2	26	8	7	0	2	39
22	Foreman, D.J.	g	1	3	0	0	0	0	1	1	2	1	2	0	2	0	0	9
05	Williams, Mike	g	3	10	0	3	0	0	1	1	2	4	6	1	2	2	1	26
33	Batie, Khalil	g	0	0	0	0	0	0	0	0	0	0	0	0	0	0	0	1
40	Doorson, Shaquille	g	0	0	0	0	0	0	0	0	0	2	0	0	0	0	0	6
Team						2	3	5										
Totals			30	59	4	12	16	20	14	25	39	17	80	14	19	2	6	200

FG % 1st Half: 14-31 (45.2) 2nd: 16-29 (57.1) OT: 0-0 (0.0) Game: 30-59 (50.8) Deadball Rebounds  
 3 PT FG % 1st Half: 3-10 (30.0) 2nd: 1-2 (50.0) OT: 0-0 (0.0) Game: 4-12 (33.3)  
 FT % 1st Half: 6-9 (66.7) 2nd: 10-11 (90.9) OT: 0-0 (0.0) Game: 16-20 (80.0) 1

No	Name	Total		3-Pt		Rebounds			PF	TP	A	TO	BLK	Stl	Min			
		FG	FGA	FG	FGA	FT	FTA	OF								DF	TOT	
01	Hollins, Andre	g	11	18	7	10	2	2	2	2	4	2	31	2	1	1	0	36
24	King, Joey	f	3	6	1	4	2	2	1	0	1	3	9	3	2	0	0	28
15	Walker, Maurice	f	5	9	0	0	6	7	4	5	9	4	16	1	2	0	4	19
11	Morris, Carlos	g	6	12	0	5	0	0	0	3	3	0	12	4	1	1	2	27
02	Mason, Nate	g	3	10	2	6	1	2	1	2	3	9	5	1	1	5	35	
23	Buggs, Charles	g	1	3	0	1	0	2	1	2	1	2	0	0	0	0	13	
21	Konate, Bakary	g	1	1	0	0	0	2	0	1	1	3	2	1	0	0	0	17
04	Mathieu, DeAndre	g	4	7</														

# MINNESOTA 79, ILLINOIS 71

## WILLIAMS ARENA — JAN. 24, 2015

Illinois 13-8, 3-5

No	Name	Total FG FGA	3-Pt FG FGA	FT FTA	Rebounds OF DF TOT	PF	TP	A	TO	BLK	S	MIN
12	Black, Leron	f 1 6	0 0	0 0	5 4 9	4 2		0 3	0 1			21
32	Egwu, Nnanna	f 2 6	1 2	2 2	1 3 4	3 7		0 1	2 3			27
21	Hill, Malcolm	g 5 17	4 8	4 4	2 1 3	1 18		1 3	0 2			36
25	Nunn, Kendrick	g 6 14	4 6	2 3	1 2 3	4 18		1 1	1 0			38
01	Tate, Jaylon (0:02)	g 3 5	0 1	5 5	0 3 3	5 11		9 0	1 0			31
03	Starks, Ahmad	3 10	2 7	0 0	0 0 0	2 8		1 1	0 1			30
22	Morgan, Maverick	3 3	0 0	1 2	3 1 4	2 7		0 0	0 1			13
10	LaTulip, Mike	0 0	0 0	0 0	0 1 1	0 0		0 1	0 0			4
Team					3 0 3	0		0				
Totals		23 61	11 24	14 16	15 15 30	21 71		12 10	4 8			200
Total FG%		1st Half: 10-31 (32.3)		2nd: 13-30 (43.3)		OT: 0-0 (0.0)		Game: 23-61 (37.7)		Deadball		
3 PT FG%		1st Half: 5-11 (45.5)		2nd: 6-13 (46.2)		OT: 0-0 (0.0)		Game: 11-24 (45.8)		Rebounds		
FT%		1st Half: 6-7 (71.4)		2nd: 9-9 (100.0)		OT: 0-0 (0.0)		Game: 14-16 (87.5)		1		

Minnesota 13-8, 2-6

No	Name	Total FG FGA	3-Pt FG FGA	FT FTA	Rebounds OF DF TOT	PF	TP	A	TO	BLK	S	MIN
01	Hollins, Andre	g 10 15	5 7	3 6	1 2 3	0 28		5 1	2 1			35
24	King, Joey	f 1 7	0 4	1 1	1 6 7	3 3		3 2	0 0			32
15	Walker, Maurice	f 5 8	0 0	2 2	5 8 13	4 12		1 3	0 3			29
11	Morris, Carlos	g 4 4	3 3	5 6	0 2 2	3 16		0 1	0 0			23
04	Mathieu, DeAndre	g 1 4	0 0	3 4	2 0 2	2 5		3 2	0 1			31
02	Mason, Nate	1 7	1 4	7 8	1 2 3	0 10		6 2	0 0			28
41	Diedhiou, Gaston	0 0	0 0	0 0	0 0 0	0 0		0 0	0 0			1
21	Konate, Bakary	1 1	0 0	1 2	0 2 2	3 3		0 1	0 1			10
23	Buggs, Charles	1 5	0 2	0 0	2 1 3	3 2		0 0	0 0			10
55	Elason, Elliott	0 0	0 0	0 0	0 0 0	0 0		0 0	0 0			1
Team					2 1 3	0		1				
Totals		24 51	9 20	22 29	14 24 38	18 79		18 13	2 6			200
Total FG%		1st Half: 10-23 (43.5)		2nd: 14-28 (50.0)		OT: 0-0 (0.0)		Game: 24-51 (47.1)		Deadball		
3 PT FG%		1st Half: 6-14 (42.9)		2nd: 3-6 (50.0)		OT: 0-0 (0.0)		Game: 9-20 (45.0)		Rebounds		
FT%		1st Half: 7-8 (87.5)		2nd: 15-21 (71.4)		OT: 0-0 (0.0)		Game: 22-29 (75.9)		5		

Officials: Mike Eades, Larry Scirotto, Chris Beaver  
 Technicals: Illinois -None Minnesota -None  
 Attendance: 13,421

Scoring By Periods	1	2	Total
Illinois	30	41	71
Minnesota	33	46	79

Other Stats	MINN	ILL		
Biggest Lead (first time - number of times)	15 (P-2 5:56 - 1)	3 (P-1 19:26 - 3)	Number Of Ties	10
Shots In The Paint	12/23 = 24 Pts	9/23 = 18 Pts	Number Of Lead Changes	21
Points Off Turnovers	12	15		
Points Off Offensive Rebounds	18	15		
Fast Break Points	5	5		
1st Shot of Bonus FT	1/1	1/1		
Longest FG Drought (Period-Times)	3:33 (P-2 18:05-14:32)	5:01 (P-2 12:29-7:28)		
Bench Points	15	15		

VS Basketball-Licensed to: University of Minnesota

## Minnesota Basketball

### 2014-15 Game by Game Summary as of Sat, Jan 24, 2015

\* Conference Games

Opponent	Date	Total		3 Pt		FT-FTA		Rebounds			PF DQ		A TO BLK STL				Pts By Period	
		FG-FGA	Pct	FG-FGA	Pct	FT-FTA	Pct	Off	Def	Tot	PF	DQ	A	TO	BLK	STL		
Minnesota	Nov 14	22-55	0.400	4-18	0.222	20-33	0.606	9	26	35	32	0	12	18	0	6	68	30-38
Louisville		23-50	0.460	6-16	0.375	29-42	0.690	8	29	37	28	1	11	15	1	11	81	43-38
at Minnesota	Nov 18	29-67	0.433	8-22	0.364	10-19	0.526	9	32	41	17	0	19	11	5	17	76	46-30
Western Ky.		18-57	0.316	8-28	0.286	10-12	0.833	8	34	42	20	1	14	25	2	4	54	28-26
at Minnesota	Nov 20	42-72	0.583	11-15	0.733	14-24	0.583	18	28	46	15	0	28	11	3	15	109	55-54
Franklin Pierce		21-65	0.323	7-27	0.259	8-12	0.667	19	18	37	19	-	13	24	3	8	57	31-26
at Minnesota	Nov 22	28-70	0.400	6-23	0.261	7-14	0.500	19	24	43	21	0	22	8	6	13	69	32-37
UMBC		17-45	0.378	6-15	0.400	11-22	0.500	12	28	40	19	-	15	23	6	1	51	26-25
Minnesota	Nov 26	23-64	0.359	6-19	0.316	9-16	0.562	13	26	39	24	0	12	20	7	7	61	40-21
at St. John's (N.Y.)		23-58	0.397	2-13	0.154	22-37	0.595	18	33	51	17	1	9	18	6	16	70	31-39
Minnesota	Nov 28	22-52	0.423	10-22	0.455	12-23	0.522	11	19	30	21	1	15	13	3	8	66	37-29
Georgia		22-48	0.458	3-14	0.214	15-21	0.714	10	27	37	22	1	14	18	3	6	62	25-37
Minnesota	Dec 02	30-61	0.492	12-24	0.500	12-14	0.857	10	27	37	22	0	18	20	3	14	84	32-52
at Wake Forest		22-54	0.407	7-19	0.368	18-31	0.581	10	21	31	15	-	9	18	2	13	69	31-38
at Minnesota	Dec 05	31-54	0.574	7-16	0.438	15-23	0.652	9	17	26	15	0	23	14	3	12	84	39-45
Western Caro.		26-56	0.464	8-22	0.364	4-5	0.800	14	20	34	23	-	16	24	3	9	64	38-26
at Minnesota	Dec 08	36-60	0.600	7-14	0.500	13-17	0.765	6	23	29	23	0	25	12	6	14	92	43-49
North Dakota		18-51	0.353	6-16	0.375	14-22	0.636	12	21	33	22	-	13	25	3	3	56	26-30
at Minnesota	Dec 10	29-53	0.547	7-13	0.538	20-29	0.690	9	28	37	15	0	23	16	6	11	85	46-39
Southern U.		24-60	0.400	5-14	0.357	4-10	0.400	12	21	33	26	-	19	20	2	10	57	23-34
at Minnesota	Dec 19	33-60	0.550	9-25	0.360	17-23	0.739	10	26	36	21	1	24	11	6	16	92	43-49
Seattle		18-49	0.367	5-19	0.263	16-23	0.696	10	20	30	20	-	11	21	2	3	57	21-36
at Minnesota	Dec 22	32-61	0.525	6-19	0.316	16-26	0.615	15	23	38	12	0	17	14	4	15	86	40-46
Furman		28-59	0.475	12-26	0.462	8-11	0.727	10	21	31	22	-	16	19	6	10	76	33-43
at Minnesota	Dec 27	40-67	0.597	10-16	0.625	18-21	0.857	8	19	27	15	0	25	8	4	13	108	54-54
UNC Wilmington		31-66	0.470	10-24	0.417	10-12	0.833	17	22	39	18	-	19	20	7	5	82	38-44
Minnesota	Dec 31	23-53	0.434	8-16	0.500	14-20	0.700	11	20	31	22	0	15	13	3	6	68	36-32
at Purdue*		23-52	0.442	4-11	0.364	22-27	0.815	11	21	32	17	-	20	12	3	3	72	25-47
Minnesota	Jan 03	22-65	0.338	3-22	0.136	11-21	0.524	15	20	35	19	1	5	12	4	9	58	33-25
at Maryland*		21-50	0.420	8-26	0.308	20-28	0.714	12	32	44	16	-	13	19	9	7	70	36-34
at Minnesota	Jan 06	27-60	0.450	7-19	0.368	11-15	0.733	12	23	35	13	0	14	14	2	11	72	29-37-6
Ohio State*		31-61	0.508	6-16	0.375	6-12	0.500	12	22	34	18	-	23	14	8	10	74	41-25-8
Minnesota	Jan 10	19-49	0.388	8-22	0.364	11-20	0.550	15	22	37	15	0	10	17	1	6	57	27-30
at Michigan*		21-52	0.404	4-18	0.222	16-20	0.800	10	21	31	14	-	9	9	2	9	62	25-37
at Minnesota	Jan 13	27-59	0.458	9-25	0.360	12-16	0.750	14	16	30	19	0	14	9	1	6	75	27-48
Iowa*		25-48	0.521	8-16	0.500	19-27	0.704	13	20	33	17	-	16	14	9	7	77	38-39
at Minnesota	Jan 17	34-66	0.515	10-28	0.357	11-17	0.647	10	18	28	20	0	19	8	3	11	89	42-47
Rutgers*		30-59	0.508	4-12	0.333	16-20	0.800	14	25	39	17	-	14	19	2	6	80	37-43
Minnesota	Jan 20	16-52	0.308	8-20	0.400	9-19	0.474	9	27	36	22	0	9	16	2	9	49	25-24
at Nebraska*		17-42	0.405	4-19	0.211	14-21	0.667	3	34	37	21	-	12	15	1	6	52	24-28
at Minnesota	Jan 24	24-51	0.471	9-20	0.450	22-29	0.759	14	24	38	18	0	18	13	2	6	79	33-46
Illinois*		23-61	0.377	11-24	0.458	14-16	0.875	15	15	30	21	-	12	10	4	8	71	30-41



**Minnesota Basketball**  
**2014-15 Team Highs & Lows as of Sat, Jan 24, 2015**  
**All Games**

**Minnesota**

Statistic	Highs	Date	Opponent	Statistic	Lows	Date	Opponent
Points	109	Nov 20	Franklin Pierce	Points	49	Jan 20	at Nebraska
FG Made	42	Nov 20	Franklin Pierce	FG Made	16	Jan 20	at Nebraska
FG Attempt	72	Nov 20	Franklin Pierce	FG Attempt	49	Jan 10	at Michigan
FG %	0.600	Dec 08	North Dakota (36-60)	FG %	0.308	Jan 20	at Nebraska (16-52)
3FG Made	12	Dec 02	at Wake Forest	3FG Made	3	Jan 03	at Maryland
3FG Att.	28	Jan 17	Rutgers	3FG Att.	13	Dec 10	Southern U.
3FG %	0.733	Nov 20	Franklin Pierce (11-15)	3FG %	0.136	Jan 03	at Maryland (3-22)
FT Made	22	Jan 24	Illinois	FT Made	7	Nov 22	UMBC
FT Attempt	33	Nov 14	vs Louisville	FT Attempt	14	Nov 22	UMBC
FT %	0.857	Dec 02	at Wake Forest (12-14)	FT %	0.474	Jan 20	at Wake Forest
		Dec 27	UNC Wilmington (18-21)				at Nebraska (9-19)
Off. Reb.	19	Nov 22	UMBC	Off. Reb.	6	Dec 08	North Dakota
Def. Reb.	32	Nov 18	Western Ky.	Def. Reb.	16	Jan 13	Iowa
Tot. Reb.	46	Nov 20	Franklin Pierce	Tot. Reb.	26	Dec 05	Western Caro.
Assist	28	Nov 20	Franklin Pierce	Assist	5	Jan 03	at Maryland
Turnover	20	Nov 26	at St. John's (N.Y.)	Turnover	8	Nov 22	UMBC
		Dec 02	at Wake Forest			Dec 27	UNC Wilmington (3 times total)
Block	7	Nov 26	at St. John's (N.Y.)	Block	0	Nov 14	vs Louisville
Steal	17	Nov 18	Western Ky.	Steal	6	Nov 14	vs Louisville
Foul	32	Nov 14	vs Louisville			Dec 31	at Purdue (5 times total)
Foul Out	1	Nov 28	vs Georgia	Foul	12	Dec 22	Furman
		Dec 19	Seattle	Foul Out	0	Nov 14	vs Louisville
		Jan 03	at Maryland			Nov 18	Western Ky. (18 times total)

**Opponents**

Statistic	Highs	Date	Opponent	Statistic	Lows	Date	Opponent
Points	82	Dec 27	UNC Wilmington	Points	51	Nov 22	UMBC
FG Made	31	Dec 27	UNC Wilmington	FG Made	17	Nov 22	UMBC
		Jan 06	Ohio State			Jan 20	at Nebraska
FG Attempt	66	Dec 27	UNC Wilmington	FG Attempt	42	Jan 20	at Nebraska
FG %	0.521	Jan 13	Iowa (25-48)	FG %	0.316	Nov 18	Western Ky. (18-57)
3FG Made	12	Dec 22	Furman	3FG Made	2	Nov 26	at St. John's (N.Y.)
3FG Att.	28	Nov 18	Western Ky.	3FG Att.	11	Dec 31	at Purdue
3FG %	0.500	Jan 13	Iowa (8-16)	3FG %	0.154	Nov 26	at St. John's (N.Y.) (2-13)
FT Made	29	Nov 14	vs Louisville	FT Made	4	Dec 05	Western Caro.
FT Attempt	42	Nov 14	vs Louisville			Dec 10	Southern U.
FT %	0.875	Jan 24	Illinois (14-16)	FT Attempt	5	Dec 05	Western Caro.
Off. Reb.	19	Nov 20	Franklin Pierce	FT %	0.400	Dec 10	Southern U. (4-10)
Def. Reb.	34	Nov 18	Western Ky.	Off. Reb.	3	Jan 20	at Nebraska
		Jan 20	at Nebraska	Def. Reb.	15	Jan 24	Illinois
Tot. Reb.	51	Nov 26	at St. John's (N.Y.)	Tot. Reb.	30	Dec 19	Seattle
Assist	23	Jan 06	Ohio State			Jan 24	Illinois
Turnover	25	Nov 18	Western Ky.	Assist	9	Nov 26	at St. John's (N.Y.)
		Dec 08	North Dakota			Dec 02	at Wake Forest (3 times total)
Block	9	Jan 03	at Maryland	Turnover	9	Jan 10	at Michigan
		Jan 13	Iowa	Block	1	Nov 14	vs Louisville
Steal	16	Nov 26	at St. John's (N.Y.)			Jan 20	at Nebraska
Foul	28	Nov 14	vs Louisville	Steal	1	Nov 22	UMBC
Foul Out	1	Nov 14	vs Louisville	Foul	14	Jan 10	at Michigan
		Nov 18	Western Ky.	Foul Out	-		
		Nov 26	at St. John's (N.Y.) (4 times total)				

**Minnesota Basketball**  
**2014-15 Individual Highs as of Sat, Jan 24, 2015**  
**All Games**

**Minnesota**

<b>Statistic</b>	<b>Player</b>	<b>Date</b>	<b>Opponent</b>
Points	31	Hollins, Andre	Jan 17 Rutgers (11-18,7-10,2-2)
	28	Hollins, Andre	Jan 24 Illinois (10-15,5-7,3-6)
	27	Hollins, Andre	Dec 02 at Wake Forest (8-14,7-10,4-4)
FG Made	11	Hollins, Andre	Jan 17 Rutgers (11-18)
	10	Hollins, Andre	Jan 24 Illinois (10-15)
	9	Walker, Maurice	Dec 08 North Dakota (9-11) (& 1 other)
FG Attempt	21	Morris, Carlos	Jan 03 at Maryland (7-21)
	18	Hollins, Andre	Jan 17 Rutgers (11-18)
	16	Hollins, Andre	Jan 20 at Nebraska (6-16)
FG % (min 5 FG)	1.000	Walker, Maurice	Dec 19 Seattle (6-6)
	0.833	Buggs, Charles	Dec 27 UNC Wilmington (5-6)
	0.818	Walker, Maurice	Dec 08 North Dakota (9-11) (& 1 other)
3FG Made	7	Hollins, Andre	Dec 02 at Wake Forest (7-10)
	7	Hollins, Andre	Jan 17 Rutgers (7-10)
	5	Hollins, Andre	Dec 10 Southern U. (5-7) (& 1 other)
3FG Att.	11	Hollins, Andre	Jan 10 at Michigan (3-11)
	10	Hollins, Andre	Dec 02 at Wake Forest (7-10)
	10	Morris, Carlos	Jan 03 at Maryland (2-10) (& 1 other)
3FG % (min 3 FG)	1.000	Hollins, Andre	Nov 20 Franklin Pierce (4-4)
	1.000	Mason, Nate	Nov 20 Franklin Pierce (3-3)
	1.000	Buggs, Charles	Nov 28 vs Georgia (3-3) (& 2 others)
FT Made	7	Morris, Carlos	Dec 27 UNC Wilmington (7-7)
	7	Hollins, Andre	Jan 10 at Michigan (7-8)
	7	Mason, Nate	Jan 24 Illinois (7-8)
FT Attempt	10	Mason, Nate	Nov 14 vs Louisville (6-10)
	9	Buggs, Charles	Jan 03 at Maryland (5-9)
	9	Hollins, Andre	Jan 20 at Nebraska (5-9)
FT % (min 3 FT)	1.000	Morris, Carlos	Dec 27 UNC Wilmington (7-7)
	1.000	Mason, Nate	Nov 26 at St. John's (N.Y.) (5-5)
	1.000	Walker, Maurice	Nov 18 Western Ky. (4-4) (& 9 others)
Off. Reb.	6	Walker, Maurice	Jan 03 at Maryland
	5	Walker, Maurice	Jan 06 Ohio State
	5	Walker, Maurice	Jan 10 at Michigan (& 1 other)
Def. Reb	8	Hollins, Andre	Jan 20 at Nebraska
	8	Walker, Maurice	Jan 24 Illinois
	7	Hollins, Andre	Nov 20 Franklin Pierce (& 1 other)
Tot. Reb.	13	Walker, Maurice	Jan 24 Illinois (5+8)
	11	Hollins, Andre	Jan 20 at Nebraska (3+8)
	10	Walker, Maurice	Jan 03 at Maryland (6+4) (& 1 other)
Assist	11	Mathieu, DeAndre	Dec 27 UNC Wilmington
	10	Mathieu, DeAndre	Dec 08 North Dakota
	9	Mathieu, DeAndre	Dec 19 Seattle
Turnover	7	Hollins, Andre	Nov 26 at St. John's (N.Y.)
	6	Morris, Carlos	Dec 02 at Wake Forest
	5	Walker, Maurice	Nov 28 vs Georgia (& 5 others)
Block	5	Walker, Maurice	Nov 22 UMBC
	3	Walker, Maurice	Dec 02 at Wake Forest
	3	Walker, Maurice	Dec 08 North Dakota (& 1 other)
Steal	8	Morris, Carlos	Dec 02 at Wake Forest
	6	Mason, Nate	Dec 08 North Dakota
	6	Mathieu, DeAndre	Dec 19 Seattle (& 1 other)
Minutes	40	Hollins, Andre	Jan 06 Ohio State
	39	King, Joey	Jan 06 Ohio State
	38	Hollins, Andre	Jan 10 at Michigan

**Minnesota Basketball**  
**2014-15 Individual Highs as of Sat, Jan 24, 2015**  
**All Games**

**Opponents**

<b>Statistic</b>	<b>Player</b>	<b>Date</b>	<b>Opponent</b>
Points	30	HARRELL, Montrezl	Nov 14 vs Louisville (9-12,3-4,9-10)
	27	Russell, D'Angelo	Jan 06 Ohio State (10-17,5-6,2-2)
	26	Mack, Myles	Jan 17 Rutgers (7-14,4-7,8-9)
FG Made	10	Russell, D'Angelo	Jan 06 Ohio State (10-17)
	9	HARRELL, Montrezl	Nov 14 vs Louisville (9-12)
	9	Rodgers, Adrian	Dec 10 Southern U. (9-22) (& 1 other)
FG Attempt	22	Rodgers, Adrian	Dec 10 Southern U. (9-22)
	18	Jackson, Freddie	Dec 27 UNC Wilmington (8-18)
	18	Jack, Kadeem	Jan 17 Rutgers (8-18)
FG % (min 5 FG)	0.833	Daniel Fowler,	Dec 22 Furman (5-6)
	0.750	HARRELL, Montrezl	Nov 14 vs Louisville (9-12)
	0.750	Johnson, Justin	Nov 18 Western Ky. (6-8)
3FG Made	5	Stephen Croone,	Dec 22 Furman (5-9)
	5	Russell, D'Angelo	Jan 06 Ohio State (5-6)
	4	Snipes, Nigel	Nov 18 Western Ky. (4-6) (& 7 others)
3FG Att.	9	Stephen Croone,	Dec 22 Furman (5-9)
	9	Jackson, Freddie	Dec 27 UNC Wilmington (4-9)
	9	Petteway, Terran	Jan 20 at Nebraska (3-9)
3FG % (min 3 FG)	1.000	Daniel Fowler,	Dec 22 Furman (3-3)
	0.833	Russell, D'Angelo	Jan 06 Ohio State (5-6)
	0.750	HARRELL, Montrezl	Nov 14 vs Louisville (3-4) (& 2 others)
FT Made	10	Davis, Rapheal	Dec 31 at Purdue (10-10)
	9	HARRELL, Montrezl	Nov 14 vs Louisville (9-10)
	9	Trimble, Melo	Jan 03 at Maryland (9-13)
FT Attempt	14	JORDAN, RYSHEED	Nov 26 at St. John's (N.Y.) (8-14)
	13	Trimble, Melo	Jan 03 at Maryland (9-13)
	11	OBEKPA, CHRIS	Nov 26 at St. John's (N.Y.) (6-11) (& 1 other)
FT % (min 3 FT)	1.000	Davis, Rapheal	Dec 31 at Purdue (10-10)
	1.000	Uthoff, Jarrod	Jan 13 Iowa (6-6)
	1.000	Parker, Benny	Jan 20 at Nebraska (6-6) (& 8 others)
Off. Reb.	5	Snow, Frank	Dec 10 Southern U.
	5	Gettys, C.J.	Dec 27 UNC Wilmington
	5	Williams, Cedrick	Dec 27 UNC Wilmington (& 1 other)
Def. Reb	10	Pitchford, Walter	Jan 20 at Nebraska
	8	POINTER, SIR'DOMINIC	Nov 26 at St. John's (N.Y.)
	8	Dodd, Damonte	Jan 03 at Maryland
Tot. Reb.	12	Dodd, Damonte	Jan 03 at Maryland (4+8)
	11	POINTER, SIR'DOMINIC	Nov 26 at St. John's (N.Y.) (3+8)
	11	Pitchford, Walter	Jan 20 at Nebraska (1+10)
Assist	10	Scott, Shannon	Jan 06 Ohio State
	9	Hyder, Christopher	Dec 10 Southern U.
	9	Tate, Jaylon	Jan 24 Illinois
Turnover	7	Price, T.J.	Nov 18 Western Ky.
	7	Donte Gittens,	Nov 20 Franklin Pierce
	7	Hooker, Quinton	Dec 08 North Dakota (& 1 other)
Block	5	Williams, Amir	Jan 06 Ohio State
	4	Uthoff, Jarrod	Jan 13 Iowa
	3	Houston, Devarick	Nov 22 UMBC (& 3 others)
Steal	6	HARRISON, D'ANGELO	Nov 26 at St. John's (N.Y.)
	5	Donte Gittens,	Nov 20 Franklin Pierce
	5	POINTER, SIR'DOMINIC	Nov 26 at St. John's (N.Y.)
Minutes	44	Scott, Shannon	Jan 06 Ohio State
	43	Russell, D'Angelo	Jan 06 Ohio State
	40	HARRISON, D'ANGELO	Nov 26 at St. John's (N.Y.) (& 1 other)

# Minnesota Basketball

## 2014-15 Team Leaders as of Sat, Jan 24, 2015

### All Games

Includes 21 Games Played

Points (by total)	#	GP	Avg	Starts	#	Games Played	#	Minutes Played	#	GP	Avg
01 Hollins, Andre	304	21	14.5	01 Hollins, Andre	21	15 Walker, Maurice	21	01 Hollins, Andre	632	21	30.1
11 Morris, Carlos	272	21	13.0	24 King, Joey	21	55 Eliason, Elliott	21	04 Mathieu, DeAndre	604	21	28.8
15 Walker, Maurice	252	21	12.0	15 Walker, Maurice	20	01 Hollins, Andre	21	24 King, Joey	593	21	28.2
02 Mason, Nate	207	21	9.9	11 Morris, Carlos	20	04 Mathieu, DeAndre	21	11 Morris, Carlos	579	21	27.6
24 King, Joey	189	21	9.0	04 Mathieu, DeAndre	18	23 Buggs, Charles	21	02 Mason, Nate	530	21	25.2
04 Mathieu, DeAndre	182	21	8.7	02 Mason, Nate	3	24 King, Joey	21	15 Walker, Maurice	476	21	22.7
55 Eliason, Elliott	79	21	3.8	55 Eliason, Elliott	1	02 Mason, Nate	21	55 Eliason, Elliott	258	21	12.3
23 Buggs, Charles	73	21	3.5	23 Buggs, Charles	1	11 Morris, Carlos	21	23 Buggs, Charles	234	21	11.1
21 Konate, Bakary	36	15	2.4	05 McNeil, Daquein	0	21 Konate, Bakary	15	21 Konate, Bakary	149	15	9.9
05 McNeil, Daquein	13	4	3.2	13 Martin, Josh	0	12 Shell, Kendal	12	05 McNeil, Daquein	75	4	18.8
12 Shell, Kendal	11	12	0.9	21 Konate, Bakary	0	13 Martin, Josh	7	12 Shell, Kendal	43	12	3.6
13 Martin, Josh	9	7	1.3	12 Shell, Kendal	0	05 McNeil, Daquein	4	13 Martin, Josh	38	7	5.4
30 Lukashewich, Mike	0	2	0.0	30 Lukashewich, Mike	0	30 Lukashewich, Mike	2	30 Lukashewich, Mike	8	2	4.0
41 Diedhiou, Gaston	0	2	0.0	41 Diedhiou, Gaston	0	41 Diedhiou, Gaston	2	41 Diedhiou, Gaston	6	2	3.0

Field Goals				Field Goals				Field Goals			
Percentage	Made	Att	Pct	Made	#	GP	Avg	Attempt	#	GP	Avg
55 Eliason, Elliott	32	46	0.696	01 Hollins, Andre	102	21	4.9	01 Hollins, Andre	238	21	11.3
15 Walker, Maurice	101	169	0.598	15 Walker, Maurice	101	21	4.8	11 Morris, Carlos	212	21	10.1
21 Konate, Bakary	10	21	0.476	11 Morris, Carlos	99	21	4.7	15 Walker, Maurice	169	21	8.0
11 Morris, Carlos	99	212	0.467	02 Mason, Nate	71	21	3.4	02 Mason, Nate	166	21	7.9
04 Mathieu, DeAndre	69	148	0.466	04 Mathieu, DeAndre	69	21	3.3	24 King, Joey	155	21	7.4
24 King, Joey	68	155	0.439	24 King, Joey	68	21	3.2	04 Mathieu, DeAndre	148	21	7.0
01 Hollins, Andre	102	238	0.429	55 Eliason, Elliott	32	21	1.5	23 Buggs, Charles	60	21	2.9
13 Martin, Josh	3	7	0.429	23 Buggs, Charles	25	21	1.2	55 Eliason, Elliott	46	21	2.2
02 Mason, Nate	71	166	0.428	21 Konate, Bakary	10	15	0.7	21 Konate, Bakary	21	15	1.4
23 Buggs, Charles	25	60	0.417	05 McNeil, Daquein	5	4	1.2	05 McNeil, Daquein	19	4	4.8
12 Shell, Kendal	4	10	0.400	12 Shell, Kendal	4	12	0.3	12 Shell, Kendal	10	12	0.8
05 McNeil, Daquein	5	19	0.263	13 Martin, Josh	3	7	0.4	13 Martin, Josh	7	7	1.0
30 Lukashewich, Mike	0	0	0.000	30 Lukashewich, Mike	0	2	0.0	30 Lukashewich, Mike	0	2	0.0
41 Diedhiou, Gaston	0	0	0.000	41 Diedhiou, Gaston	0	2	0.0	41 Diedhiou, Gaston	0	2	0.0

3 Pt. Field Goals				3 Pt. Field Goals				3 Pt. Field Goals			
Percentage	Made	Att	Pct	Made	#	GP	Avg	Attempt	#	GP	Avg
04 Mathieu, DeAndre	10	23	0.435	01 Hollins, Andre	56	21	2.7	01 Hollins, Andre	129	21	6.1
02 Mason, Nate	30	69	0.435	24 King, Joey	31	21	1.5	24 King, Joey	84	21	4.0
01 Hollins, Andre	56	129	0.434	02 Mason, Nate	30	21	1.4	11 Morris, Carlos	70	21	3.3
12 Shell, Kendal	2	5	0.400	11 Morris, Carlos	25	21	1.2	02 Mason, Nate	69	21	3.3
24 King, Joey	31	84	0.369	04 Mathieu, DeAndre	10	21	0.5	23 Buggs, Charles	30	21	1.4
11 Morris, Carlos	25	70	0.357	23 Buggs, Charles	10	21	0.5	04 Mathieu, DeAndre	23	21	1.1
23 Buggs, Charles	10	30	0.333	12 Shell, Kendal	2	12	0.2	05 McNeil, Daquein	7	4	1.8
05 McNeil, Daquein	1	7	0.143	05 McNeil, Daquein	1	4	0.2	12 Shell, Kendal	5	12	0.4
13 Martin, Josh	0	1	0.000	15 Walker, Maurice	0	21	0.0	13 Martin, Josh	1	7	0.1
15 Walker, Maurice	0	0	0.000	55 Eliason, Elliott	0	21	0.0	15 Walker, Maurice	0	21	0.0
55 Eliason, Elliott	0	0	0.000	13 Martin, Josh	0	7	0.0	55 Eliason, Elliott	0	21	0.0
21 Konate, Bakary	0	0	0.000	21 Konate, Bakary	0	15	0.0	21 Konate, Bakary	0	15	0.0
30 Lukashewich, Mike	0	0	0.000	30 Lukashewich, Mike	0	2	0.0	30 Lukashewich, Mike	0	2	0.0
41 Diedhiou, Gaston	0	0	0.000	41 Diedhiou, Gaston	0	2	0.0	41 Diedhiou, Gaston	0	2	0.0

Free Throws				Free Throws				Free Throws			
Percentage	Made	Att	Pct	Made	#	GP	Avg	Attempt	#	GP	Avg
24 King, Joey	22	29	0.759	15 Walker, Maurice	50	21	2.4	15 Walker, Maurice	72	21	3.4
11 Morris, Carlos	49	65	0.754	11 Morris, Carlos	49	21	2.3	11 Morris, Carlos	65	21	3.1
01 Hollins, Andre	44	60	0.733	01 Hollins, Andre	44	21	2.1	01 Hollins, Andre	60	21	2.9
04 Mathieu, DeAndre	34	47	0.723	02 Mason, Nate	35	21	1.7	02 Mason, Nate	55	21	2.6
15 Walker, Maurice	50	72	0.694	04 Mathieu, DeAndre	34	21	1.6	04 Mathieu, DeAndre	47	21	2.2
02 Mason, Nate	35	55	0.636	24 King, Joey	22	21	1.0	55 Eliason, Elliott	36	21	1.7
21 Konate, Bakary	16	30	0.533	21 Konate, Bakary	16	15	1.1	21 Konate, Bakary	30	15	2.0
23 Buggs, Charles	13	26	0.500	55 Eliason, Elliott	15	21	0.7	24 King, Joey	29	21	1.4
12 Shell, Kendal	1	2	0.500	23 Buggs, Charles	13	21	0.6	23 Buggs, Charles	26	21	1.2
55 Eliason, Elliott	15	36	0.417	13 Martin, Josh	3	7	0.4	13 Martin, Josh	9	7	1.3
13 Martin, Josh	3	9	0.333	05 McNeil, Daquein	2	4	0.5	05 McNeil, Daquein	8	4	2.0
05 McNeil, Daquein	2	8	0.250	12 Shell, Kendal	1	12	0.1	12 Shell, Kendal	2	12	0.2
30 Lukashewich, Mike	0	0	0.000	30 Lukashewich, Mike	0	2	0.0	30 Lukashewich, Mike	0	2	0.0
41 Diedhiou, Gaston	0	0	0.000	41 Diedhiou, Gaston	0	2	0.0	41 Diedhiou, Gaston	0	2	0.0

# Minnesota Basketball

## 2014-15 Team Leaders as of Sat, Jan 24, 2015

### All Games

Includes 21 Games Played

#### Rebounds

Total	#	GP	Avg
15 Walker, Maurice	141	21	6.7
01 Hollins, Andre	89	21	4.2
11 Morris, Carlos	79	21	3.8
02 Mason, Nate	70	21	3.3
55 Eliason, Elliott	66	21	3.1
24 King, Joey	66	21	3.1
04 Mathieu, DeAndre	60	21	2.9
23 Buggs, Charles	40	21	1.9
21 Konate, Bakary	37	15	2.5
05 McNeil, Daquein	13	4	3.2
13 Martin, Josh	7	7	1.0
12 Shell, Kendal	3	12	0.2
30 Lukashewich, Mike	0	2	0.0
41 Diedhiou, Gaston	0	2	0.0

Assists	#	GP	Avg
04 Mathieu, DeAndre	108	21	5.1
02 Mason, Nate	63	21	3.0
01 Hollins, Andre	52	21	2.5
11 Morris, Carlos	50	21	2.4
24 King, Joey	37	21	1.8
15 Walker, Maurice	16	21	0.8
23 Buggs, Charles	12	21	0.6
55 Eliason, Elliott	11	21	0.5
05 McNeil, Daquein	10	4	2.5
21 Konate, Bakary	4	15	0.3
12 Shell, Kendal	4	12	0.3
13 Martin, Josh	0	7	0.0
30 Lukashewich, Mike	0	2	0.0
41 Diedhiou, Gaston	0	2	0.0

Blocks	#	GP	Avg
15 Walker, Maurice	27	21	1.3
55 Eliason, Elliott	13	21	0.6
24 King, Joey	9	21	0.4
21 Konate, Bakary	8	15	0.5
11 Morris, Carlos	5	21	0.2
01 Hollins, Andre	3	21	0.1
23 Buggs, Charles	3	21	0.1
13 Martin, Josh	3	7	0.4
02 Mason, Nate	2	21	0.1
30 Lukashewich, Mike	1	2	0.5
04 Mathieu, DeAndre	0	21	0.0
05 McNeil, Daquein	0	4	0.0
12 Shell, Kendal	0	12	0.0
41 Diedhiou, Gaston	0	2	0.0

Assists/Turnover Ratio	#	Ast	TO
05 McNeil, Daquein	3.3	10	3
02 Mason, Nate	3.0	63	21
23 Buggs, Charles	2.4	12	5
04 Mathieu, DeAndre	2.3	108	47
12 Shell, Kendal	2.0	4	2
24 King, Joey	1.2	37	31
11 Morris, Carlos	1.2	50	43
01 Hollins, Andre	1.1	52	46
55 Eliason, Elliott	1.1	11	10
15 Walker, Maurice	0.3	16	47
21 Konate, Bakary	0.3	4	13
13 Martin, Josh	0.0	0	6
30 Lukashewich, Mike	0.0	0	1
41 Diedhiou, Gaston	0.0	0	0

Offensive	#	GP	Avg
15 Walker, Maurice	52	21	2.5
55 Eliason, Elliott	32	21	1.5
01 Hollins, Andre	21	21	1.0
24 King, Joey	20	21	1.0
04 Mathieu, DeAndre	18	21	0.9
11 Morris, Carlos	16	21	0.8
23 Buggs, Charles	15	21	0.7
21 Konate, Bakary	14	15	0.9
02 Mason, Nate	11	21	0.5
05 McNeil, Daquein	5	4	1.2
13 Martin, Josh	2	7	0.3
12 Shell, Kendal	0	12	0.0
30 Lukashewich, Mike	0	2	0.0
41 Diedhiou, Gaston	0	2	0.0

Turnovers	#	GP	Avg
15 Walker, Maurice	47	21	2.2
04 Mathieu, DeAndre	47	21	2.2
01 Hollins, Andre	46	21	2.2
11 Morris, Carlos	43	21	2.0
24 King, Joey	31	21	1.5
02 Mason, Nate	21	21	1.0
21 Konate, Bakary	13	15	0.9
55 Eliason, Elliott	10	21	0.5
13 Martin, Josh	6	7	0.9
23 Buggs, Charles	5	21	0.2
05 McNeil, Daquein	3	4	0.8
12 Shell, Kendal	2	12	0.2
30 Lukashewich, Mike	1	2	0.5
41 Diedhiou, Gaston	0	2	0.0

Fouls	#	GP	Avg
15 Walker, Maurice	55	21	2.6
04 Mathieu, DeAndre	55	21	2.6
24 King, Joey	55	21	2.6
01 Hollins, Andre	44	21	2.1
02 Mason, Nate	40	21	1.9
11 Morris, Carlos	38	21	1.8
55 Eliason, Elliott	37	21	1.8
23 Buggs, Charles	30	21	1.4
21 Konate, Bakary	28	15	1.9
05 McNeil, Daquein	12	4	3.0
13 Martin, Josh	4	7	0.6
12 Shell, Kendal	2	12	0.2
41 Diedhiou, Gaston	1	2	0.5
30 Lukashewich, Mike	0	2	0.0

Points (by average)	#	GP	Avg
01 Hollins, Andre	304	21	14.5
11 Morris, Carlos	272	21	13.0
15 Walker, Maurice	252	21	12.0
02 Mason, Nate	207	21	9.9
24 King, Joey	189	21	9.0
04 Mathieu, DeAndre	182	21	8.7
55 Eliason, Elliott	79	21	3.8
23 Buggs, Charles	73	21	3.5
05 McNeil, Daquein	13	4	3.2
21 Konate, Bakary	36	15	2.4
13 Martin, Josh	9	7	1.3
12 Shell, Kendal	11	12	0.9
30 Lukashewich, Mike	0	2	0.0
41 Diedhiou, Gaston	0	2	0.0

Defensive	#	GP	Avg
15 Walker, Maurice	89	21	4.2
01 Hollins, Andre	68	21	3.2
11 Morris, Carlos	63	21	3.0
02 Mason, Nate	59	21	2.8
24 King, Joey	46	21	2.2
04 Mathieu, DeAndre	42	21	2.0
55 Eliason, Elliott	34	21	1.6
23 Buggs, Charles	25	21	1.2
21 Konate, Bakary	23	15	1.5
05 McNeil, Daquein	8	4	2.0
13 Martin, Josh	5	7	0.7
12 Shell, Kendal	3	12	0.2
30 Lukashewich, Mike	0	2	0.0
41 Diedhiou, Gaston	0	2	0.0

Steals	#	GP	Avg
02 Mason, Nate	47	21	2.2
04 Mathieu, DeAndre	45	21	2.1
11 Morris, Carlos	43	21	2.0
15 Walker, Maurice	34	21	1.6
01 Hollins, Andre	22	21	1.0
24 King, Joey	10	21	0.5
55 Eliason, Elliott	8	21	0.4
21 Konate, Bakary	8	15	0.5
23 Buggs, Charles	4	21	0.2
05 McNeil, Daquein	3	4	0.8
12 Shell, Kendal	1	12	0.1
13 Martin, Josh	0	7	0.0
30 Lukashewich, Mike	0	2	0.0
41 Diedhiou, Gaston	0	2	0.0

Foulout	#	GP
24 King, Joey	2	21
15 Walker, Maurice	1	21
55 Eliason, Elliott	0	21
01 Hollins, Andre	0	21
04 Mathieu, DeAndre	0	21
05 McNeil, Daquein	0	4
23 Buggs, Charles	0	21
02 Mason, Nate	0	21
11 Morris, Carlos	0	21
13 Martin, Josh	0	7
21 Konate, Bakary	0	15
12 Shell, Kendal	0	12
30 Lukashewich, Mike	0	2
41 Diedhiou, Gaston	0	2

Total Rebounds (by average)	#	GP	Avg
15 Walker, Maurice	141	21	6.7
01 Hollins, Andre	89	21	4.2
11 Morris, Carlos	79	21	3.8
02 Mason, Nate	70	21	3.3
05 McNeil, Daquein	13	4	3.2
55 Eliason, Elliott	66	21	3.1
24 King, Joey	66	21	3.1
04 Mathieu, DeAndre	60	21	2.9
21 Konate, Bakary	37	15	2.5
23 Buggs, Charles	40	21	1.9
13 Martin, Josh	7	7	1.0
12 Shell, Kendal	3	12	0.2
30 Lukashewich, Mike	0	2	0.0
41 Diedhiou, Gaston	0	2	0.0

# Minnesota Basketball

## 2014-15 Team Totals as of Sat, Jan 24, 2015

### Conference Games

**Record**  
2-6

**Home**  
2-2

**Away**  
0-4

**Neutral**  
0-0

Name	GP-GS	Min	Avg	Total		3 Pt		FT-FTA		Rebounds				PF DQ		A TO BLK STL				Pts Avg	
				FG-FGA	Pct	FG-FGA	Pct	FT-FTA	Pct	Off	Def	Tot	Avg	PF	DQ	A	TO	BLK	STL	Pts	Avg
01 Hollins, Andre	8-8	280	35.0	39-107	0.364	24-62	0.387	24-33	0.727	10	31	41	5.1	15	0	15	15	3	6	126	15.8
11 Morris, Carlos	8-7	222	27.8	38-79	0.481	11-31	0.355	16-21	0.762	6	26	32	4.0	17	0	17	15	2	14	103	12.9
15 Walker, Maurice	8-7	217	27.1	39-74	0.527	0-0	-	19-29	0.655	31	38	69	8.6	24	0	8	20	6	15	97	12.1
02 Mason, Nate	8-3	226	28.2	22-62	0.355	8-26	0.308	16-25	0.640	8	17	25	3.1	15	0	24	8	1	15	68	8.5
24 King, Joey	8-8	248	31.0	21-52	0.404	13-36	0.361	6-8	0.750	5	14	19	2.4	23	1	15	12	3	1	61	7.6
04 Mathieu, DeAndre	8-5	236	29.5	22-53	0.415	5-9	0.556	7-10	0.700	9	15	24	3.0	21	0	22	25	0	9	56	7.0
55 Eliason, Elliott	8-1	64	8.0	5-9	0.556	0-0	-	5-14	0.357	9	6	15	1.9	11	0	2	2	1	2	15	1.9
23 Buggs, Charles	8-1	80	10.0	4-15	0.267	1-8	0.125	5-11	0.455	5	8	13	1.6	11	0	0	0	1	1	14	1.8
21 Konate, Bakary	4-0	44	11.0	2-4	0.500	0-0	-	3-6	0.500	2	9	11	2.8	10	0	1	4	1	1	7	1.8
12 Shell, Kendal	1-0	2	2.0	0-0	-	0-0	-	0-0	-	0	0	0	0.0	0	0	0	0	0	0	0	0.0
41 Diedhiou, Gaston	2-0	6	3.0	0-0	-	0-0	-	0-0	-	0	0	0	0.0	1	0	0	0	0	0	0	0.0
TM TEAM				0-0	-	0-0	-			15	6	21	2.6			1				0	0.0
	<b>GP-GS</b>	<b>Min</b>	<b>Avg</b>	<b>FG-FGA</b>	<b>Pct</b>	<b>FG-FGA</b>	<b>Pct</b>	<b>FT-FTA</b>	<b>Pct</b>	<b>Off</b>	<b>Def</b>	<b>Tot</b>	<b>Avg</b>	<b>PF</b>	<b>DQ</b>	<b>A</b>	<b>TO</b>	<b>BLK</b>	<b>STL</b>	<b>Pts</b>	<b>Avg</b>
MINN Total	8			192-455	0.422	62-172	0.360	101-157	0.643	100	170	270	33.8	148	1	104	102	18	64	547	68.4
Opponents	8			191-425	0.449	49-142	0.345	127-171	0.743	90	190	280	35.0	141	-	119	112	38	56	558	69.8
MINN Average				24.0-56.9		7.8-21.5		12.6-19.6		12.5	21.2	33.8		18.5		13.0	12.8	2.2	8.0	68.4	
Opp. Average				23.9-53.1		6.1-17.8		15.9-21.4		11.2	23.8	35.0		17.6		14.9	14.0	4.8	7.0	69.8	

Date	Opponent	Score	Record	Attendance	Location
Dec 31	at Purdue*	L 68-72	0-1; 0-1	10,018	West Lafayette, Ind.   Mackey Arena
Jan 03	at Maryland*	L 58-70	0-2; 0-2	15,788	XFINITY Center - College Park, Md.
Jan 06	Ohio State*	L 72-74 (OT)	0-3; 0-3	13,138	Minneapolis, Minn. (Williams Arena)
Jan 10	at Michigan*	L 57-62	0-4; 0-4	12,707	Crisler Center, Ann Arbor, MI
Jan 13	Iowa*	L 75-77	0-5; 0-5	12,401	Minneapolis, Minn. (Williams Arena)
Jan 17	Rutgers*	W 89-80	1-5; 1-5	12,461	Minneapolis, Minn. (Williams Arena)
Jan 20	at Nebraska*	L 49-52	1-6; 1-6	15,606	Pinnacle Bank Arena (Lincoln, Neb.)
Jan 24	Illinois*	W 79-71	2-6; 2-6	13,421	Minneapolis, Minn. (Williams Arena)

\* indicates conference games



# Minnesota Basketball

## 2014-15 Team Totals as of Sat, Jan 24, 2015

### All Games

**Record**      **Home**      **Away**      **Neutral**  
**13-8**        **11-2**        **1-5**        **1-1**

Name				Total		3 Pt		FT-FTA		Rebounds				PF DQ		A TO BLK STL				Pts Avg	
	GP-GS	Min	Avg	FG-FGA	Pct	FG-FGA	Pct	FT-FTA	Pct	Off	Def	Tot	Avg	PF	DQ	A	TO	BLK	STL	Pts	Avg
01 Hollins, Andre	21-21	632	30.1	102-238	0.429	56-129	0.434	44-60	0.733	21	68	89	4.2	44	0	52	46	3	22	304	14.5
11 Morris, Carlos	21-20	579	27.6	99-212	0.467	25-70	0.357	49-65	0.754	16	63	79	3.8	38	0	50	43	5	43	272	13.0
15 Walker, Maurice	21-20	476	22.7	101-169	0.598	0-0	-	50-72	0.694	52	89	141	6.7	55	1	16	47	27	34	252	12.0
02 Mason, Nate	21-3	530	25.2	71-166	0.428	30-69	0.435	35-55	0.636	11	59	70	3.3	40	0	63	21	2	47	207	9.9
24 King, Joey	21-21	593	28.2	68-155	0.439	31-84	0.369	22-29	0.759	20	46	66	3.1	55	2	37	31	9	10	189	9.0
04 Mathieu, DeAndre	21-18	604	28.8	69-148	0.466	10-23	0.435	34-47	0.723	18	42	60	2.9	55	0	108	47	0	45	182	8.7
55 Eliason, Elliott	21-1	258	12.3	32-46	0.696	0-0	-	15-36	0.417	32	34	66	3.1	37	0	11	10	13	8	79	3.8
23 Buggs, Charles	21-1	234	11.1	25-60	0.417	10-30	0.333	13-26	0.500	15	25	40	1.9	30	0	12	5	3	4	73	3.5
05 McNeil, Daquein	4-0	75	18.8	5-19	0.263	1-7	0.143	2-8	0.250	5	8	13	3.2	12	0	10	3	0	3	13	3.2
21 Konate, Bakary	15-0	149	9.9	10-21	0.476	0-0	-	16-30	0.533	14	23	37	2.5	28	0	4	13	8	8	36	2.4
13 Martin, Josh	7-0	38	5.4	3-7	0.429	0-1	0.000	3-9	0.333	2	5	7	1.0	4	0	0	6	3	0	9	1.3
12 Shell, Kendal	12-0	43	3.6	4-10	0.400	2-5	0.400	1-2	0.500	0	3	3	0.2	2	0	4	2	0	1	11	0.9
30 Lukashewich, Mike	2-0	8	4.0	0-0	-	0-0	-	0-0	-	0	0	0	0.0	0	0	0	1	1	0	0	0.0
41 Diedhiou, Gaston	2-0	6	3.0	0-0	-	0-0	-	0-0	-	0	0	0	0.0	1	0	0	0	0	0	0	0.0
TM TEAM				0-0	-	0-0	-			40	23	63	3.0			3				0	0.0
	GP-GS	Min	Avg	FG-FGA	Pct	FG-FGA	Pct	FT-FTA	Pct	Off	Def	Tot	Avg	PF	DQ	A	TO	BLK	STL	Pts	Avg
MINN Total	21			589-1251	0.471	165-418	0.395	284-439	0.647	246	488	734	35.0	401	3	367	278	74	225	1627	77.5
Opponents	21			482-1143	0.422	134-395	0.339	296-431	0.687	250	505	755	36.0	412	-	298	382	84	155	1394	66.4
MINN Average				28.0-59.6		7.9-19.9		13.5-20.9		11.7	23.2	35.0		19.1		17.5	13.2	3.5	10.7	77.5	
Opp. Average				23.0-54.4		6.4-18.8		14.1-20.5		11.9	24.0	36.0		19.6		14.2	18.2	4.0	7.4	66.4	

Date	Opponent	Score	Record	Attendance	Location
Nov 14	vs Louisville	L 68-81	0-1	1,693	USCG Air Station Borinquen, Puerto Rico 2014 Armed Forces Classic
Nov 18	Western Ky.	W 76-54	1-1	10,763	Minneapolis, Minn. (Williams Arena) 2014 NIT Season Tip-Off
Nov 20	Franklin Pierce	W 109-57	2-1	9,562	Minneapolis, Minn. (Williams Arena) NIT Season Tip-Off
Nov 22	UMBC	W 69-51	3-1	11,212	Minneapolis, Minn. (Williams Arena)
Nov 26	at St. John's (N.Y.)	L 61-70	3-2	0	Madison Square Garden, New York, NY NIT Semifinal Game 1
Nov 28	vs Georgia	W 66-62	4-2	0	Madison Square Garden, New York, NY 2014 NIT season Tip-off 3rd Place Game
Dec 02	at Wake Forest	W 84-69	5-2	8,112	Winston-Salem, N.C. - LJV Coliseum
Dec 05	Western Caro.	W 84-64	6-2	11,026	Minneapolis, Minn. (Williams Arena)
Dec 08	North Dakota	W 92-56	7-2	11,185	Minneapolis, Minn. (Williams Arena)
Dec 10	Southern U.	W 85-57	8-2	11,409	Minneapolis, Minn. (Williams Arena)
Dec 19	Seattle	W 92-57	9-2	12,121	Minneapolis, Minn. (Williams Arena)
Dec 22	Furman	W 86-76	10-2	12,287	Minneapolis, Minn. (Williams Arena)
Dec 27	UNC Wilmington	W 108-82	11-2	12,711	Minneapolis, Minn. (Williams Arena)
Dec 31	at Purdue*	L 68-72	11-3; 0-1	10,018	West Lafayette, Ind.   Mackey Arena
Jan 03	at Maryland*	L 58-70	11-4; 0-2	15,788	XFINITY Center - College Park, Md.
Jan 06	Ohio State*	L 72-74 (OT)	11-5; 0-3	13,138	Minneapolis, Minn. (Williams Arena)
Jan 10	at Michigan*	L 57-62	11-6; 0-4	12,707	Crisler Center, Ann Arbor, MI Game Duration 1:58
Jan 13	Iowa*	L 75-77	11-7; 0-5	12,401	Minneapolis, Minn. (Williams Arena)
Jan 17	Rutgers*	W 89-80	12-7; 1-5	12,461	Minneapolis, Minn. (Williams Arena)
Jan 20	at Nebraska*	L 49-52	12-8; 1-6	15,606	Pinnacle Bank Arena (Lincoln, Neb.) ACTUAL ATTENDANCE: 13,584 TECHNICAL FOULS: 2nd Half (Pitch)
Jan 24	Illinois*	W 79-71	13-8; 2-6	13,421	Minneapolis, Minn. (Williams Arena)

\* indicates conference games