



2022 PENN STATE BASEBALL

PENN STATE VS. PITT | MAY 17, 2022 | PITTSBURGH, PA.

2022 SCHEDULE

Date Opponent Time/Result

FEBRUARY

18	vs. Monmouth (Cary, N.C.)	L, 1-10
19	vs. LIU (DH) (Cary, N.C.)	W, 14-3/L, 8-11
20	vs. Northeastern (Cary, N.C.)	L, 1-8
25	vs. Maine (Cary, N.C.)	W, 4-3
26	vs. Maine (DH) (Cary, N.C.)	L, 3-5/W, 9-3

MARCH

4	at #5 Virginia (ACCNX)	L, 1-10
5	at #5 Virginia (ACCNX)	L, 4-10
6	at #5 Virginia (ACCNX)	L, 1-13
8	at VMI (ESPN+)	L, 4-11
11	vs. UMass (Cary, N.C.)	W, 10-6
12	vs. UMass (Cary, N.C.)	L, 4-11
13	vs. UMass (Cary, N.C.)	W, 1-0
15-16	NIAGARA (B1G+)	Canceled
18	MILWAUKEE (B1G+)	W, 6-4
19	MILWAUKEE (B1G+)	W, 4-3
20	MILWAUKEE (B1G+)	L, 0-12
22	YOUNGSTOWN STATE (B1G+)	L, 1-2
25	RUTGERS* (B1G+)	L, 4-6
25	RUTGERS* (B1G+)	W, 8-6
26	RUTGERS* (B1G+)	L, 6-20
29	PITT (B1G+)	PPD
30	ST. BONAVENTURE (B1G+)	W, 3-2 (10)

APRIL

1	at #23 Maryland* (B1G+)	L, 4-8
2	at #23 Maryland* (B1G+)	W, 6-4 (10)
3	at #23 Maryland* (B1G+)	L, 2-7
6	BUCKNELL (B1G+)	W, 7-6
9	at Northwestern* (B1G+)	L, 4-5
9	at Northwestern* (B1G+)	W, 4-1
10	at Northwestern* (B1G+)	L, 2-5 (10)
12	WEST VIRGINIA (B1G+)	L, 4-8
14	PURDUE* (B1G+)	W, 12-7
15	PURDUE* (B1G+)	L, 5-11
16	PURDUE* (B1G+)	W, 7-5
20	MOUNT ST. MARY'S (B1G+)	W, 11-6
22	at Minnesota* (B1G+)	L, 3-7
23	at Minnesota* (B1G+)	W, 5-1
24	at Minnesota* (B1G+)	W, 6-5
26	BUCKNELL (B1G+)	L, 7-8
27	at West Virginia (ESPN+)	W, 8-4
29	OMAHA (B1G+)	W, 8-7
30	OMAHA (B1G+)	W, 4-3

MAY

1	OMAHA (B1G+)	Canceled
8	MICHIGAN STATE* (B1G+)	W, 15-3
8	MICHIGAN STATE* (B1G+)	W, 10-4
9	MICHIGAN STATE* (B1G+)	W, 10-9 (11)
10	at Georgetown	L, 0-9
13	at Ohio State* (B1G+)	W, 13-7
14	at Ohio State* (B1G+)	L, 0-11
15	at Ohio State* (BTN)	L, 3-12
17	at Pitt (PNC Park) (ACCNX)	6 p.m.
19	ILLINOIS* (B1G+)	6 P.M.
20	ILLINOIS* (B1G+)	6 P.M.
21	ILLINOIS* (B1G+, Senior Day)	1 P.M.
25-29	Big Ten Tournament (Omaha, Neb.)	TBA

STRATEGIC COMMUNICATIONS

Primary Contact.....Paul Marboe
 Office Phone.....814-865-1757
 Cell Phone814-777-7604
 Emailprn5118@psu.edu

PENN STATE NITTANY LIONS

(24-24, 11-10 BIG TEN)



vs.

PITT PANTHERS

(27-22, 13-13 ACC)



GOPSUSPORTS.COM | @PENNSTATEBASE | PNC PARK

ACCNX | RADIO: ESPN Radio 103.7/1450 (Brian Tripp)

ONLINE | Links to live video, live audio and live stats available at GoPSUSports.com

LEADING OFF

- Penn State takes on Pitt at PNC Park in its final non-conference game of the season.
- The Nittany Lions meet Pitt for the 135th time in series history, with Penn State holding an 88-46-1 lead.
- Penn State will play its third game at PNC Park since 2017 with both previous games coming against West Virginia.
- The Penn State roster includes five Pittsburgh area natives: OF Noah Burke (Pittsburgh/Canon McMillan), RHP Steven Miller (Pittsburgh/North Hills), LHP Ryan Partridge (Wexford/North Allegheny), C/1B Josh Spiegel (Jeannette/Penn-Trafford) and C Matt Wood (Gibsonia/Pine-Richland).
- Wood leads the Big Ten with a .402 average and is batting .443 in Big Ten games. He has reached base in 30-straight games and sits second in the Big Ten with a 1.187 OPS.
- Projected starter Tommy Molsky will make PSU's 44th start, out of 48 games, by a Pennsylvania native this season.

PROJECTED STARTERS



Tommy Molsky
 RHP | Fr. | 6-1 | 160
 Dillsburg, Pa.
 13 Appearances/10 Starts
 0-6, 7.21 ERA, 39K/19BB

LINEUP (MOST STARTS BY POSITION)

No.	Name	Pos.	B/T	Ht./Wt.	Yr.	AVG	HR	RBI
14	Matt Wood	C	L/R	5-10/190	Jr.	.402	10	48
3	Cole Bartels	1B	R/R	6-3/195	Gr.	.266	2	20
19	Derek Cease	2B	R/R	5-8/150	Fr.	.222	0	5
1	Jay Harry	SS	L/R	6-0/195	So.	.339	5	24
2	Kyle Hannon	2B	L/R	5-10/194	So.	.248	3	13
13	Tayven Kelley	1F	R/R	6-3/200	Jr.	.196	0	17
22	Johnny Piacentino	CF	R/R	5-11/185	Jr.	.267	2	22
35	Billy Gerlott	RF	R/R	6-1/195	So.	.244	6	29
41	Josh Spiegel	DH	R/R	6-3/206	R-Jr.	.309	7	36

No.	Name	Pos.	B/T	Yr.	Ht.	Wt.	Hometown/High School/Last School	ALPHABETICAL ROSTER
1	Jay Harry	IF	L/R	So.	6-0	195	Metuchen, N.J./Metuchen	3 Cole Bartels
2	Kyle Hannon	IF/OF	L/R	So.	5-10	194	Harrisburg, Pa. / Red Land	46 Noah Burke
3	Cole Bartels	OF/IF	R/R	Gr.	6-3	195	Belmont, Mass. / Belmont	19 Derek Cease
4	Tyson Cooper	C/IF	S/R	R-So.	5-9	200	State College, Pa. / State College Area	23 Jake Cooper
5	Carson Ertter	OF	L/L	Jr.	5-10	175	Ebensburg, Pa. / Bishop Carroll Catholic	4 Tyson Cooper
6	Joe Nastasi	RHP	R/R	So.	6-0	217	State College, Pa. / State College	49 Ben DeMell
7	C.J. Pittaro	IF	L/R	So.	6-1	195	Hamilton, N.J. / Steinert / Vanderbilt	5 Carson Ertter
9	Connor Throneberry	IF/RHP	R/R	Fr.	6-6	230	St. Louis, Mo. / Marquette Senior	15 Brenden Franks
11	Chad Rogers	RHP	R/R	So.	6-5	220	Mentor, Ohio/Mentor	28 Hutch Gagnon
12	Kellan Tulio	LHP	L/L	Jr.	6-2	215	Emmaus, Pa. / Emmaus / Louisville	35 Billy Gerlott
13	Tayven Kelley	OF	R/R	Jr.	6-3	200	Boiling Springs, Pa. / Boiling Springs	17 Seneca Gregory
14	Matt Wood	C	L/R	Jr.	5-10	190	Gibsonia, Pa. / Pine Richland	2 Kyle Hannon
15	Brenden Franks	IF/RHP	R/R	Jr.	6-3	205	State College, Pa. / State College	1 Jay Harry
17	Seneca Gregory	RHP	R/R	Fr.	6-4	225	Stafford, Va. / Mountain View	24 Jaden Henline
18	Mason Mellott	RHP	R/R	Gr.	6-0	205	State College, Pa. / State College Area	40 Ben Kailher
19	Derek Cease	RHP/IF	R/R	Fr.	5-8	150	Plymouth, Pa. / Greater Nanticoke Area	29 Carson Kohls
20	Blaise Sclafani	RHP	R/R	Sr.	6-6	200	Souderton, Pa. / Souderton / UMass Lowell	33 Travis Luensmann
21	Steven Miller	RHP	R/R	Sr.	6-1	190	Pittsburgh, Pa. / North Hills	18 Mason Mellott
22	Johnny Piacentino	OF	R/R	Jr.	5-11	185	Cherry Hill, N.J. / Bishop Eustace Prep	21 Steven Miller
23	Jake Cooper	IF	R/R	Fr.	5-9	195	State College, Pa. / State College Area	27 Tommy Molsky
24	Jaden Henline	RHP	L/R	So.	6-2	195	New Cumberland, Pa. / Red Land	37 Jordan Morales
25	Chase Renner	RHP	R/R	Fr.	6-4	190	Alburtis, Pa. / Brandywine Heights	6 Joe Nastasi
27	Tommy Molsky	RHP	R/R	Fr.	6-1	160	Dillsburg, Pa. / Northern York County	34 Richie Paltridge
28	Hutch Gagnon	LHP	L/L	Sr.	6-3	220	Downingtown, Pa. / Downingtown East	31 Ryan Partridge
29	Carson Kohls	RHP	R/R	So.	6-0	195	Sacramento, Calif. / El Camino	22 Johnny Piacentino
30	Anthony Steele	1B/LHP/OFL/L	Fr.	6-4	225	Shelton, Conn. / Shelton	7 C.J. Pittaro	
31	Ryan Partridge	LHP	R/L	Jr.	6-3	215	Wexford, Pa. / North Allegheny	25 Chase Renner
33	Travis Luensmann	RHP	R/R	So.	6-6	234	Altoona, Pa. / Bellewood-Antis / South Carolina	11 Chad Rogers
34	Richie Paltridge	LHP/1B/OFL/L	So.	6-3	194	Montgomery, N.Y. / John S. Burke Catholic	20 Blaise Sclafani	
35	Billy Gerlott	OF/IF	R/R	So.	6-1	195	Auburn, Pa. / Blue Mountain	36 Tyler Shingledecker
36	Tyler Shingledecker	LHP	R/L	Sr.	6-3	185	Huntersville, N.C. / Hough	41 Josh Spiegel
37	Jordan Morales	LHP	R/L	Jr.	5-9	175	Souderton, Pa. / Souderton / LaSalle	30 Anthony Steele
40	Ben Kailher	IF	R/R	Jr.	5-8	160	Rumford, R.I. / Providence Country Day	9 Connor Throneberry
41	Josh Spiegel	C/1B	R/R	R-Jr.	6-3	206	Jennette, Pa. / Penn Trafford / Oklahoma State	12 Kellan Tulio
46	Noah Burke	OF	L/R	Fr.	6-0	192	Pittsburgh, Pa. / Canon McMillan	14 Matt Wood
49	Ben DeMell	RHP/IF	L/R	Fr.	6-5	205	Concord, Ohio / Gilmour Academy	

PRONUNCIATION GUIDE

19	Derek Cease	See-ce
40	Ben Kailher	Kal-er
33	Travis Luensmann	Lunns-min
18	Mason Mellott	MEL-lot
22	Johnny Piacentino	Pea-ess-en-tee-no
7	C.J. Pittaro	Pi-TAR-o
41	Josh Spiegel	Spee-gol
12	Kellan Tulio	TOO-lee-oh

ROSTER BREAKDOWN BY STATE

California - 2	New York - 1
Connecticut - 1	North Carolina - 1
Georgia - 1	Ohio - 2
Massachusetts - 1	Pennsylvania - 25
Missouri - 1	Rhode Island - 1
New Jersey - 3	Virginia - 1

ROSTER BREAKDOWN BY ELIGIBILITY

Freshmen - 12
Sophomores - 11
Juniors - 10
Seniors/Graduates - 6

ROSTER BREAKDOWN BY POSITION

Catchers - 3	Left-Handed Pitchers - 8
Infielders - 14	Right-Handed Pitchers - 17
Outfielders - 9	

PENN STATE QUICK FACTS

GENERAL INFORMATION

Location University Park, Pa.
 Founded 1855
 Enrollment 47,559
 Colors Blue and White
 Conference Big Ten
 Nickname Nittany Lions
 President Eric J. Barron
 Director of Athletics Sandy Barbour

TEAM INFORMATION

2021 Record 18-24
 2021 Big Ten Record/Finish 18-24/9th
 Postseason None
 All-Time Record (Years) 2,103-1,546-21 (133)
 All-Time Big Ten Record (Years) 333-425 (30)
 NCAA Tournament Appearances 19
 NCAA Tournament Record 25-24
 NCAA Super Regional Appearances 1
 College World Series Appearances 5
 (1952, 1957, 1959, 1963, 1973)
 Best CWS Finish Second (1957)
 Last NCAA Tournament Appearance 2000

BASEBALL STAFF

Head Coach Rob Cooper
 PSU Record (Years) 171-240 (8)
 Career Record (Years) 457-470 (16)
 Assistant Coaches Josh Newman
(Pitching)
 Sean Moore (Hitting)
 Volunteer Asst. Coach Dallas Burke
(Hitting/Catchers)
 Dir. of Operations/Player Development...
Jake Stone
 Athletic TrainerRebecca Barta

STADIUM INFORMATION

Home Stadium ... Medlar Field at Lubrano Park
 First Season 2007
 Capacity 5,406
 Press Box Phone (814) 441-9145

MEDIA RELATIONS INFORMATION

Baseball Contact Paul Marboe
 Cell Phone (814) 777-7604
 Email prm5118@psu.edu
 Website GoPSUsports.com
 Twitter @PennStateBASE
 Instagram @PennStateBASE
 Facebook Page facebook.com/
 pennstatebaseball

Wood Leading Big Ten In Batting Average

- Through 47 games played, junior Matt Wood is batting .402 with 13 doubles, three triples, 10 homers, 48 RBI and 45 runs. He has reached base in 30-straight games.
- He leads the Big Ten in batting average (.416), good for 16th in the country and third among Division I catchers.
- Wood also sits second in OPS (1.187), third in slugging percentage (.692), fifth in triples (3), sixth in hits per game (1.45) and ninth in hits (68).
- Wood leads the Nittany Lions in batting average, hits, runs, triples, homers, RBI, walks (30), slugging percentage and on-base percentage. He's tied with Ben Kailher for the team lead in steals (5).
- Among Division I catchers, Wood ranks third in batting average, fourth in on-base percentage and OPS, fifth in slugging percentage and sixth in triples.
- The lefty batter has been impressive facing righty (.392) and lefty (.429) pitchers.
- Wood is batting .476 with runners in scoring position.
- In Big Ten play, Wood is hitting .443 with 35 hits in 21 games. He has seven doubles, two triples, six homers and 27 RBI. He has an OPS of 1.300.
- Wood paces PSU with 23 multi-hit games and 11 multi-RBI games this season and tallied a 26-game hit streak, which was snapped at Georgetown. The 26-game streak is the second-longest in program history behind only Michael Campo (41, 2000).
- During the 26-game hit streak, Wood had 15 multi-hit performances. He batted .469 (45-of-96) with eight doubles, two triples and four homers. He also drew 16 walks and three hit-by-pitches.

Pennsylvania Influence In Pitching Staff

- In 43 of 48 games this season, Penn State's starting pitcher has been a PA native.
- Sophomore Travis Luensmann (Altoona) has made 11 starts, and 13 appearances, with 70 strikeouts in 59.2 innings. Luensmann struck out eight in six innings against Maine (2/25).
- In Big Ten games, Luensmann has a 3.45 ERA in seven appearances (five starts), sitting sixth in the conference.
- Freshman Tommy Molsky has made 10 starts, and 13 appearances, tallying 39 strikeouts. Molsky tied a career high with six strikeouts against UMass (3/12).
- Graduate student Mason Mellott has made four starts and 19 appearances.
- Mellott, graduating in August 2021 with a bachelor's degree in Kinesiology, is tied third all-time at Penn State with 15 saves and second with 86 appearances.
- Junior Kellan Tulio has made nine starts and 13 appearances with 41 strikeouts in 33.2 innings. He threw five innings, allowing no earned runs, and struck out a career-high seven at Northwestern (4/9).
- Jaden Henline has struck out 53 batters in 54.2 innings and sits fourth in the Big Ten in strikeout-to-walk ratio (4.07). He threw a complete game to earn the win against Michigan State (5/8), allowing three runs (two earned) and striking out six. It was PSU's first complete game since Greg Welsh vs. Michigan State on May 17, 2013.
- Senior Pittsburgh native Steven Miller made his first career start at Northwestern (4/9), throwing three shutout innings and striking out three. He has 30 strikeouts.
- Senior Tyler Shingledecker has made 19 appearances and three starts with a team-high six wins. The lefty has held opponents without an earned run in 12 of his 19 outings. He has 48 strikeouts and only 14 walks.
- Junior Souderton native Jordan Morales leads PSU with 23 appearances and has 49 strikeouts and only nine walks. He is 3-0 on the season.
- Carson Kohls has been another effective member out of the bullpen in 14 appearances (one start), including three scoreless outings where he went three or more innings.
- Entering the season, Penn State was challenged with replacing a 2021 rotation that featured three MLB draft selections in Conor Larkin (9th round, Toronto Blue Jays), Kyle Virbitsky (17th round, Oakland A's) and Bailey Dees (18th round, New York Yankees).
- The Nittany Lions were one of only four Division I schools to have all three members of their starting rotation selected. Penn State has eight pitchers who have been drafted since 2016.

Nittany Lions Finding Power In Big Ten Play

- In 21 Big Ten games, Penn State has collected 75 extra-base hits, including 39 doubles, 10 triples and 26 homers.
- Matt Wood leads the Nittany Lions with 15 extra-base hits, including seven doubles, two triples and six homers, to go with 27 RBI.
- Jay Harry has 12 extra base hits (six doubles, two triples, four homers), while Josh Spiegel also has 12 (seven doubles, one triple, four homers). Spiegel has 20 RBI, while Harry has scored 21 runs.
- On the season, Wood leads PSU with 10 homers to go with 13 doubles, while Spiegel paces PSU with 16 doubles. Spiegel has seven homers and 36 RBI this season, while Billy Gerlott has six homers and Jay Harry has five. Gerlott also has 10 doubles and two triples.
- Led by Wood, Tayven Kelley and Johnny Piacentino's three triples, six Nittany Lions have multiple triples this season.

Records Watch

- As the Nittany Lions enter the last week of the regular season, a couple team records are in reach as well as Top 10 individual performances in program history.
- The Nittany Lions have 17 triples this season, one away from the program record (18 in 1986, 2007, 2010).
- Penn State's pitching staff has collected 447 strikeouts, closing in on the program record of 491.
- Josh Spiegel is already tied for the ninth-most doubles in a season at PSU (16) with Ben Heath (2010) and Jordan Steranka (2010).
- Cole Bartels is tied ninth in a season with nine hit-by-pitches with four former Nittany Lions, most recently Gavin Homer in 2019.
- Matt Wood is in on pace to finish with the fifth-best slugging percentage (.692) in a season at PSU and is tied 10th for total bases (117).
- Wood is in range to enter the season Top 10 for hits (68; needs 74), runs (45; needs 50), RBI (48; needs 51), doubles (13; needs 16), Triples (3; needs 5), home runs (10; needs 12) and walks (30; need 34).

THE OPPOSITION

Scouting Pitt

- Pitt is led by head coach Mike Bell, in his fourth season. Bell has an 81-82 record at Pitt.
- The Panthers are 27-22 overall and 13-13 in ACC play.
- The Panthers are batting .271 as a team.
- Tatem Levins paces Pitt with a .310 average, 57 hits, 14 homers and 47 RBI.
- Ron Washington Jr. has 13 homers and 35 RBI on the season.
- Pitt's pitching staff has a 5.70 ERA.
- Baron Stuart leads the Panthers with 22 appearances and has struck out 57 batters in 40.2 innings.

Against The Panthers

- Penn State meets Pitt for the 135th time in series history.
- The Nittany Lions lead the series, 88-46-1 and will battle the Panthers for the first time since 2019.
- Penn State's 7-3 win over Pitt on March 12, 2019 featured a start on the mound by Cole Bartels and a win in relief by Tyler Shingledecker.
- Justin Williams went three-for-five with a double and four RBI.
- Pitt is one of five opponents Penn State has played more than 100 times, joining Bucknell (131-31-1), Michigan (49-51), Ohio State (40-73) and West Virginia (72-43).

BY THE NUMBERS

	Penn State	Pitt
Batting Average	.269	.271
Slugging Percentage	.404	.463
On-Base Percentage	.356	.393
Runs Scored	257	322
Hits	442	446
Doubles	80	84
Triples	17	13
Home Runs	36	69
Stolen Bases-Attempts	33-48	27-45
ERA	5.66	5.70
Strikeouts	447	416
Opponent Batting Average	.278	.275
Fielding Percentage	.961	.969
Errors	71	55

INSIDE THE SERIES

Overall:	Penn State Leads, 88-46-1	
Last Meeting:	L, 2-7; April 10, 2019	
Current Streak:	L, 1	
At Home:	36-16	
At Pitt:	30-18-1	
Neutral Site:	3-2	
N/A:	19-10	
Last Five Meetings:		
4/10/19	H	L, 2-7
3/12/19	A	W, 7-3
5/8/18	A	L, 2-3
4/18/17	H	L, 1-9
4/4/17	A	L, 2-3

STARTING LINEUPS

OPPONENT	C	1B	2B	3B	SS	LF	CF	RF	DH	SP
vs. Monmouth (2/18)	Wood	Spiegel	Hannon	Pittaro	Harry	Bartels	Piacentino	Kelley	Gerlott	Luensmann
vs. LIU (2/19, 1)	Wood	Spiegel	Hannon	Pittaro	Harry	Bartels	Gerlott	Kelley	Piacentino	Tulio
vs. LIU (2/19, 2)	Spiegel	Bartels	Hannon	Pittaro	Harry	Gerlott	Piacentino	Kelley	Wood	Mellott
vs. Northeastern (2/20)	Wood	Spiegel	Hannon	Pittaro	Harry	Bartels	Gerlott	Kelley	Steele	Molsky
vs. Maine (2/25)	Wood	Spiegel	Hannon	Pittaro	Harry	Bartels	Gerlott	Kelley	Steele	Luensmann
vs. Maine (2/26, 1)	Wood	Spiegel	Hannon	J. Cooper	Harry	Bartels	Gerlott	Kelley	Steele	Tulio
vs. Maine (2/26, 2)	Spiegel	Steele	Hannon	J. Cooper	Harry	Bartels	Gerlott	Kelley	Wood	Molsky
at Virginia (3/4)	Wood	Spiegel	Hannon	J. Cooper	Harry	Bartels	Gerlott	Kelley	Steele	Luensmann
at Virginia (3/5)	Wood	Spiegel	Hannon	J. Cooper	Harry	Bartels	Gerlott	Kelley	Steele	Tulio
at Virginia (3/6)	Wood	Spiegel	Cease	Hannon	Harry	Bartels	Gerlott	Kelley	Steele	Molsky
at VMI (3/8)	Spiegel	Steele	Cease	Hannon	Harry	Bartels	Gerlott	Kelley	Wood	Mellott
vs. UMass (3/11)	Wood	Spiegel	Hannon	Pittaro	Harry	Bartels	Piacentino	Gerlott	Steele	Luensmann
vs. UMass (3/12)	Wood	Steele	Hannon	Pittaro	Harry	Bartels	Gerlott	Kelley	Spiegel	Molsky
vs. UMass (3/13)	Wood	Spiegel	Kailher	Hannon	Harry	Bartels	Gerlott	Kelley	T. Cooper	Mellott
Milwaukee (3/18)	Wood	Bartels	Kailher	Hannon	Harry	Kelley	Piacentino	Gerlott	Spiegel	Luensmann
Milwaukee (3/19)	Wood	Bartels	Kailher	Hannon	Harry	Kelley	Piacentino	Gerlott	Spiegel	Molsky
Milwaukee (3/20)	Wood	Spiegel	Kailher	Hannon	Harry	Bartels	Gerlott	Kelley	Steele	Mellott
Youngstown State (3/22)	Spiegel	Bartels	T. Cooper	Kailher	Harry	Kelley	Piacentino	Gerlott	Steele	Tulio
Rutgers (3/25, 1)	Wood	Bartels	Cease	Kailher	Harry	Kelley	Piacentino	Gerlott	Spiegel	Luensmann
Rutgers (3/25, 2)	Spiegel	Bartels	Kailher	Pittaro	Harry	Kelley	Piacentino	Gerlott	Wood	Molsky
Rutgers (3/26)	Wood	Bartels	Kailher	Pittaro	Harry	Kelley	Piacentino	Gerlott	Spiegel	Renner
St. Bonaventure (3/30)	T. Cooper	Bartels	Kailher	Pittaro	Harry	Kelley	Piacentino	Gerlott	Wood	Tulio
at Maryland (4/1)	Wood	Spiegel	Cease	Kailher	Harry	Bartels	Piacentino	Gerlott	Pittaro	Henline
at Maryland (4/2)	Wood	Spiegel	T. Cooper	Kailher	Harry	Bartels	Piacentino	Gerlott	Steele	Tulio
at Maryland (4/3)	Wood	Bartels	Kailher	Pittaro	Harry	Kelley	Piacentino	Gerlott	Steele	Molsky
Bucknell (4/6)	T. Cooper	Spiegel	Cease	Pittaro	Harry	Bartels	Kelley	Gerlott	Wood	Steele
at Northwestern (4/9, 1)	Wood	Bartels	Cease	Pittaro	Harry	Kelley	Piacentino	Gerlott	Spiegel	Henline
at Northwestern (4/9, 2)	Wood	Spiegel	T. Cooper	Pittaro	Harry	Bartels	Piacentino	Gerlott	Steele	Tulio
at Northwestern (4/10)	Wood	Spiegel	T. Cooper	Pittaro	Harry	Bartels	Piacentino	Gerlott	Steele	Miller
West Virginia (4/12)	Spiegel	Steele	Cease	Pittaro	Harry	Bartels	Kelley	Gerlott	Wood	Molsky
Purdue (4/14)	Wood	Spiegel	Cease	Pittaro	Harry	Bartels	Piacentino	Kelley	Steele	Henline
Purdue (4/15)	Wood	Bartels	Cease	Pittaro	Harry	Kelley	Piacentino	Gerlott	Spiegel	Tulio
Purdue (4/16)	Wood	Bartels	T. Cooper	Pittaro	Harry	Kelley	Piacentino	Gerlott	Spiegel	Luensmann
Mount St. Mary's (4/20)	T. Cooper	Spiegel	Kailher	Pittaro	Harry	Bartels	Piacentino	Kelley	Wood	Kohls
at Minnesota (4/22)	Wood	Spiegel	Kailher	Pittaro	Harry	Bartels	Piacentino	Gerlott	Steele	Henline
at Minnesota (4/23)	Wood	Spiegel	Cease	Kailher	Harry	Bartels	Piacentino	Gerlott	Steele	Luensmann
at Minnesota (4/24)	Wood	Spiegel	Cease	Kailher	Harry	Bartels	Piacentino	Kelley	Steele	Miller
Bucknell (4/26)	T. Cooper	Spiegel	Kailher	Hannon	Cease	Bartels	Kelley	Gerlott	Wood	Molsky
at West Virginia (4/27)	Spiegel	Bartels	Kailher	Hannon	Harry	Kelley	Piacentino	Gerlott	Wood	Shingledecker
Omaha (4/29)	Wood	Bartels	Cease	Kailher	Harry	Kelley	Piacentino	Gerlott	Spiegel	Luensmann
Omaha (4/30)	Spiegel	Bartels	Cease	Hannon	Harry	Kelley	Piacentino	Gerlott	Wood	Shingledecker
Michigan State (5/8, 1)	Wood	Bartels	Cease	Hannon	Harry	Kelley	Piacentino	Gerlott	Spiegel	Henline
Michigan State (5/8, 2)	Wood	Bartels	Cease	Hannon	Harry	Kelley	Piacentino	Gerlott	Spiegel	Shingledecker
Michigan State (5/9)	Wood	Bartels	Cease	Hannon	Harry	Kelley	Piacentino	Gerlott	Spiegel	Luensmann
at Georgetown (5/10)	Spiegel	Steele	Kailher	Hannon	Cease	Bartels	Piacentino	Kelley	Wood	Molsky
at Ohio State (5/13)	Wood	Bartels	Cease	Hannon	Harry	Kelley	Piacentino	Gerlott	Spiegel	Henline
at Ohio State (5/14)	Wood	Bartels	Cease	Hannon	Harry	Kelley	Piacentino	Gerlott	Spiegel	Luensmann
at Ohio State (5/15)	Wood	Spiegel	Cease	Hannon	Harry	Bartels	Piacentino	Gerlott	Steele	Tulio

BATTING ORDER

OPPONENT	1	2	3	4	5	6	7	8	9
vs. Monmouth (2/18)	Bartels	Wood	Piacentino	Spiegel	Harry	Kelley	Hannon	Gerlott	Pittaro
vs. LIU (2/19, 1)	Bartels	Wood	Piacentino	Spiegel	Harry	Kelley	Hanon	Gerlott	Pittaro
vs. LIU (2/19, 2)	Bartels	Wood	Piacentino	Spiegel	Harry	Kelley	Hannon	Gerlott	Pittaro
vs. Northeastern (2/20)	Bartels	Wood	Spiegel	Harry	Kelley	Hannon	Gerlott	Steele	Pittaro
vs. Maine (2/25)	Harry	Bartels	Wood	Spiegel	Hannon	Kelley	Steele	Gerlott	Pittaro
vs. Maine (2/26, 1)	Harry	Wood	Bartels	Spiegel	Steele	Gerlott	Kelley	Hannon	J. Cooper
vs. Maine (2/26, 2)	Harry	Bartels	Wood	Spiegel	Hannon	Kelley	Steele	Gerlott	J. Cooper
at Virginia (3/4)	Harry	Bartels	Wood	Spiegel	Hannon	Gerlott	Kelley	Steele	J. Cooper
at Virginia (3/5)	Harry	Bartels	Wood	Spiegel	Hannon	Gerlott	Kelley	Steele	J. Cooper
at Virginia (3/6)	Harry	Bartels	Wood	Gerlott	Hannon	Kelley	Steele	Spiegel	Cease
at VMI (3/8)	Harry	Bartels	Wood	Gerlott	Hannon	Kelley	Steele	Spiegel	Cease
vs. UMass (3/11)	Hannon	Bartels	Wood	Gerlott	Harry	Piacentino	Steele	Spiegel	Pittaro
vs. UMass (3/12)	Hannon	Bartels	Wood	Gerlott	Harry	Spiegel	Steele	Kelley	Pittaro
vs. UMass (3/13)	Bartels	Wood	Gerlott	Spiegel	Hannon	Harry	Kelley	T. Cooper	Kailher
Milwaukee (3/18)	Harry	Wood	Piacentino	Spiegel	Hannon	Bartels	Gerlott	Kelley	Kailher
Milwaukee (3/19)	Harry	Wood	Piacentino	Bartels	Gerlott	Hannon	Spiegel	Kelley	Kailher
Milwaukee (3/20)	Bartels	Harry	Wood	Steele	Gerlott	Hannon	Spiegel	Kelley	Kailher
Youngstown State (3/22)	Bartels	Piacentino	Spiegel	Steele	Gerlott	Harry	Kelley	T. Cooper	Kailher
Rutgers (3/25, 1)	Gerlott	Piacentino	Wood	Spiegel	Bartels	Harry	Kelley	Kailher	Cease
Rutgers (3/25, 2)	Gerlott	Piacentino	Wood	Spiegel	Bartels	Harry	Kelley	Kailher	Pittaro
Rutgers (3/26)	Gerlott	Piacentino	Wood	Spiegel	Bartels	Harry	Kelley	Kailher	Pittaro
St. Bonaventure (3/30)	Gerlott	Piacentino	Wood	Bartels	Harry	Kelley	Kailher	Pittaro	T. Cooper
at Maryland (4/1)	Gerlott	Piacentino	Wood	Harry	Spiegel	Bartels	Pittaro	Kailher	Cease
at Maryland (4/2)	Bartels	Piacentino	Wood	Spiegel	Harry	Gerlott	Kailher	Steele	T. Cooper
at Maryland (4/3)	Kailher	Piacentino	Wood	Harry	Bartels	Steele	Gerlott	Kelley	Pittaro
Bucknell (4/6)	Bartels	Wood	Harry	Spiegel	Gerlott	Pittaro	Kelley	T. Cooper	Cease
at Northwestern (4/9, 1)	Bartels	Wood	Spiegel	Piacentino	Harry	Gerlott	Pittaro	Kelley	Cease
at Northwestern (4/9, 2)	Bartels	Wood	Piacentino	Spiegel	Harry	Pittaro	Gerlott	Steele	T. Cooper
at Northwestern (4/10)	Harry	Piacentino	Wood	Bartels	Steele	Spiegel	Pittaro	Gerlott	T. Cooper
West Virginia (4/12)	Harry	Wood	Bartels	Spiegel	Pittaro	Steele	Gerlott	Kelley	Cease
Purdue (4/14)	Bartels	Harry	Wood	Piacentino	Pittaro	Steele	Spiegel	Kelley	Cease
Purdue (4/15)	Bartels	Wood	Spiegel	Piacentino	Harry	Pittaro	Kelley	Gerlott	Cease
Purdue (4/16)	Bartels	Wood	Spiegel	Piacentino	Harry	Pittaro	Kelley	Gerlott	T. Cooper
Mount St. Mary's (4/20)	Bartels	Harry	Wood	Spiegel	Piacentino	Pittaro	Kelley	Kailher	T. Cooper
at Minnesota (4/22)	Bartels	Harry	Wood	Spiegel	Steele	Piacentino	Gerlott	Kailher	Pittaro
at Minnesota (4/23)	Bartels	Harry	Wood	Spiegel	Steele	Piacentino	Kailher	Gerlott	Cease
at Minnesota (4/24)	Bartels	Harry	Wood	Spiegel	Steele	Piacentino	Kailher	Kelley	Cease
Bucknell (4/26)	Bartels	Wood	Spiegel	Kailher	Gerlott	Kelley	Hannon	T. Cooper	Cease
at West Virginia (4/27)	Bartels	Harry	Wood	Spiegel	Piacentino	Kailher	Gerlott	Hannon	Kelley
Omaha (4/29)	Bartels	Piacentino	Wood	Spiegel	Harry	Gerlott	Kailher	Kelley	Cease
Omaha (4/30)	Bartels	Harry	Wood	Spiegel	Piacentino	Gerlott	Hannon	Kelley	Cease
Michigan State (5/8, 1)	Bartels	Harry	Wood	Spiegel	Piacentino	Gerlott	Hannon	Kelley	Cease
Michigan State (5/8, 2)	Bartels	Harry	Wood	Spiegel	Piacentino	Gerlott	Hannon	Kelley	Cease
Michigan State (5/9, 2)	Bartels	Harry	Wood	Spiegel	Piacentino	Gerlott	Hannon	Kelley	Cease
at Georgetown (5/10)	Bartels	Wood	Spiegel	Piacentino	Hannon	Kelley	Steele	Kailher	Cease
at Ohio State (5/13)	Bartels	Harry	Wood	Spiegel	Piacentino	Gerlott	Hannon	Kelley	Cease
at Ohio State (5/14)	Bartels	Harry	Wood	Spiegel	Piacentino	Gerlott	Hannon	Kelley	Cease
at Ohio State (5/15)	Bartels	Harry	Wood	Spiegel	Gerlott	Piacentino	Steele	Hannon	Cease

NATIONAL POLLS

AWARDS/HONORS

D1 Baseball (5/16)

Rank	Team	Record	Prev.
1.	Tennessee	45-7	1
2.	Oregon State	40-11	2
3.	Virginia Tech	36-11	5
4.	Stanford	33-14	8
5.	Texas Tech	35-16	9
6.	Texas A&M	33-16	10
7.	Arkansas	37-14	4
8.	Oklahoma State	34-17	3
9.	Miami	37-14	6
10.	Louisville	35-15-1	7
11.	Gonzaga	32-13	11
12.	Virginia	37-13	12
13.	Texas State	41-11	15
14.	Notre Dame	31-11	16
15.	Maryland	41-10	18
16.	UConn	42-10	13
17.	Southern Miss	38-14	14
18.	UCSB	37-11	19
19.	Auburn	35-16	20
20.	Florida State	32-18	21
21.	Vanderbilt	34-16	24
22.	Texas	35-17	22
23.	UCLA	33-18	23
24.	TCU	32-18	NR
25.	Grand Canyon	36-17	25

Cole Bartels

CoSIDA Academic All-District (5/12)

Kyle Hannon

Big Ten Player of the Week (3/9)

Travis Luensmann

Big Ten Player To Watch

Mason Mellott

NCBWA Stopper Of The Year Watch List

Johnny Piacentino

Big Ten Player To Watch

Matt Wood

Buster Posey Award Watch List
Big Ten Player of the Week (3/2)
Big Ten Player To Watch
CoSIDA Academic All-District (5/12)

Baseball America (5/16)

Rank	Team	Record	Prev.
1.	Tennessee	45-7	2
2.	Oregon State	40-11	1
3.	Virginia Tech	36-11	4
4.	Texas A&M	33-16	12
5.	Stanford	33-14	9
6.	Texas Tech	35-16	15
7.	Arkansas	37-14	5
8.	Notre Dame	31-11	8
9.	Miami	37-14	6
10.	Gonzaga	32-13	10
11.	Virginia	37-13	11
12.	Florida State	32-18	13
13.	Oklahoma State	34-17	3
14.	Louisville	35-15-1	7
15.	TCU	32-18	20
16.	Texas State	41-11	16
17.	Maryland	41-10	19
18.	Southern Miss	38-14	17
19.	UConn	42-10	18
20.	Auburn	35-16	20
21.	Vanderbilt	34-16	25
22.	UCLA	33-18	22
23.	UCSB	37-11	23
24.	Oklahoma	31-18	24
25.	Arizona	35-18	NR

NCBWA (5/16)

Rank	Team	Record	Prev.
1.	Tennessee	45-7	2
2.	Oregon State	40-11	1
3.	Virginia Tech	36-11	5
4.	Texas A&M	33-16	16
5.	Miami	37-14	6
6.	Texas Tech	35-16	8
7.	Louisville	35-15-1	7
8.	Stanford	33-14	9
9.	Arkansas	37-14	4
10.	Oklahoma State	34-17	3
11.	Texas State	41-11	17
12.	UConn	42-10	10
13.	Gonzaga	32-13	11
14.	Notre Dame	31-11	15
15.	Virginia	37-13	13
16.	Vanderbilt	34-16	24
17.	Texas	35-17	19
18.	Southern Miss	38-14	12
19.	Auburn	35-16	22
20.	Maryland	41-10	14
21.	LSU	33-18	18
22.	UCSB	37-11	21
23.	Florida State	32-18	23
24.	TCU	32-18	27
25.	UCLA	33-18	20
26.	Grand Canyon	36-17	26
27.	Arizona	35-18	30
28.	Georgia	33-18	25
29.	Rutgers	39-12	28
30.	Dallas Baptist	33-18	30
30.	ECU	34-18	NR

MULTI-HIT/RBI GAMES/STREAKS

Multiple Hit Games	2	3	4	5+	Total
14 Wood, Matt	17	6	-	-	23
41 Spiegel, Josh	19	1	1	-	21
1 Harry, Jay	14	3	-	1	18
3 Bartels, Cole	10	2	-	-	12
35 Gerlott, Billy	6	2	1	-	9
22 Piacentino, Johnny	6	3	-	-	9
2 Hannon, Kyle	7	1	-	-	8
13 Kelley, Tayven	5	1	-	-	6
19 Cease, Derek	4	-	-	-	4
30 Steele, Anthony	2	1	-	-	3
7 Pittaro, C.J.	3	-	-	-	3
40 Kailher, Ben	2	-	-	-	2
4 Cooper, Tyson	1	-	-	-	1
TEAM	96	20	2	1	119

Multiple RBI Games	2	3	4	5+	Total
14 Wood, Matt	6	2	2	1	11
41 Spiegel, Josh	5	3	1	-	9
22 Piacentino, Johnny	4	1	1	-	6
35 Gerlott, Billy	3	2	-	1	6
1 Harry, Jay	3	2	-	-	5
13 Kelley, Tayven	4	1	-	-	5
3 Bartels, Cole	3	-	1	-	4
2 Hannon, Kyle	2	1	-	-	3
7 Pittaro, C.J.	1	2	-	-	3
30 Steele, Anthony	-	1	-	-	1
TEAM	31	15	5	2	53

Hitting Streaks	Longest	Current
14 Wood, Matt	26	1
3 Bartels, Cole	16	2
1 Harry, Jay	14	1
41 Spiegel, Josh	7	-
7 Pittaro, C.J.	7	-
35 Gerlott, Billy	7	1
2 Hannon, Kyle	6	-
30 Steele, Anthony	6	-
19 Cease, Derek	5	-
22 Piacentino, Johnny	4	-
13 Kelley, Tayven	4	-
40 Kailher, Ben	3	-
4 Cooper, Tyson	2	-
9 Throneberry, Conno	1	1

Reached Base Streaks	Longest	Current
14 Wood, Matt	30	30
35 Gerlott, Billy	18	12
3 Bartels, Cole	17	2
1 Harry, Jay	14	9
41 Spiegel, Josh	11	-
19 Cease, Derek	8	2
22 Piacentino, Johnny	7	2
30 Steele, Anthony	7	3
7 Pittaro, C.J.	7	-
2 Hannon, Kyle	7	-
40 Kailher, Ben	6	-
13 Kelley, Tayven	5	-
4 Cooper, Tyson	5	-
46 Burke, Noah	1	-
9 Throneberry, Conno	1	1
15 Franks, Brendan	1	-

**BIG TEN STANDINGS
(Through 5/15)**

	Big Ten		Overall	
	W-L	Pct.	W-L	Pct.
Rutgers	16-5	.762	39-12	.765
Maryland	16-5	.762	41-10	.804
Iowa	14-7	.667	30-17	.638
Illinois	14-7	.667	28-20	.583
Penn State	11-10	.524	24-24	.500
Michigan	10-11	.476	25-24	.510
Indiana	10-11	.476	24-27	.471
Purdue	9-10	.474	29-17	.630
Northwestern	8-13	.381	22-25	.468
Nebraska	8-13	.381	20-29	.408
Michigan State	7-14	.333	23-27	.460
Ohio State	8-14	.364	18-30	.375
Minnesota	5-16	.238	15-33	.313



This Week Around the BIG

May 16-18

Illinois:

No games

Indiana:

vs. Illinois State

Iowa:

at Illinois-Chicago

Maryland:

vs. James Madison

Michigan:

vs. Michigan State (non-conference)

Michigan State:

at Michigan (non-conference)

Minnesota:

vs. Omaha

Nebraska:

vs. Oral Roberts

Northwestern:

vs. Notre Dame

Ohio State:

vs. Cincinnati

Penn State:

at Pitt

Purdue:

No games

Rutgers:

vs. Saint Joseph's

NITTANY LIONS IN PROS

Level	Years at PSU	2022 Team	Organization
TRIPLE-A			
Jim Haley, 3B	2014-16	Durham	Tampa Bay Rays
Eric Mock, P	2016-19	Columbus	Cleveland Guardians
DOUBLE-A			
Dante Biasi, P	2017-18	NW Arkansas	Kansas City Royals
Justin Hagenman, P	2016-18	Tulsa	Los Angeles Dodgers
HIGH-A			
SINGLE-A			
Conor Larkin, P	2018-21	Dunedin	Toronto Blue Jays
Kyle Virbitsky, P	2018-21	Stockton	Oakland A's
Unassigned			
Bailey Dees, P	2018-21	N/A	New York Yankees
Justin Williams, 3B	2019-21	N/A	Houston Astros

*As of 4/8/22

THE LAST TIME...

A Penn State Team

Won 10 or more consecutive games.....April 14-30, 2000
 Scored 10 or more runs in a game.....13, at Ohio State; May 13, 2022
 Scored 20 or more runs in a game27, Michigan State; May 1, 2021
 Had a 10+ run inning.....10 (1st), Michigan State; May 1, 2021
 Did not strikeout.....vs. Niagara; March 18, 2016
 Turned a triple play.....8th inning, Michigan State; May 16, 2014
 Shut out an opponent.....vs. UMass (1-0); March 13, 2022
 Shut out consecutive opponents.....vs. Monmouth (1-0); February 15, 2019/vs. Monmouth (7-0), February 16, 2019
 Was shut out at home.....Milwaukee (12-0); March 20, 2022
 Was shut out on the road.....at Ohio State (11-0); May 14, 2022
 Was shut out in consecutive games..... at Delaware (5-0); March 18, 2017/Delaware (8-0); March 19, 2017
 Swept a three-game series at home Michigan State; May 8-9, 2022
 Swept a three-game series on the road.....at Northwestern; April 15-17, 2016
 Swept a three-game conference series at home..... Michigan State; May 8-9, 2022
 Swept a three-game conference series on the road.....at Northwestern; April 15-17, 2016
 Beat a ranked opponent.....at #23 Maryland (6-4, 10 inn); April 2, 2022
 Beat a ranked opponent on the road.....at #23 Maryland (6-4, 10 inn); April 2, 2022
 Beat a Top-5 ranked opponent.....at #1 North Carolina (3-2); March 3, 2007
 Won a series against a ranked opponent.....at #16 Michigan (four games); April 12-13, 2007
 Won a series against a ranked opponent on the road.....at #16 Michigan (four games); April 12-13, 2007
 Played an extra-inning game.....Michigan State (W, 10-9, 11); May 9, 2022
 Played a 12+ inning gameIowa (W, 5-4, 12); May 20, 2016
 Played a 15+ inning gameIllinois (L, 4-2, 15); April 25, 2015

A Penn State Player

Hit two home runs in a game.....Billy Gerlott/Kyle Hannon/Matt Wood (2), at Ohio State; May 13, 2022
 Two players with two home runs in a game.....Billy Gerlott/Kyle Hannon/Matt Wood (2), at Ohio State; May 13, 2022
 Hit three home runs in a game.....Johnny Piacentino (3), vs. Northwestern; March 7, 2021
 Led off game with a home run.....Gavin Homer, at Rutgers; April 4, 2021
 Hit a grand slam.....Justin Williams, Rutgers, May 17, 2021
 Hit back-to-back homers.....Billy Gerlott/Kyle Hannon (1st), at Ohio State; May 13, 2022
 Hit a walk-off home run.....Curtis Robison, Wagner; February 23, 2020
 Hit a pinch-hit home run.....Billy Gerlott, at Minnesota; April 24, 2022
 Hit an inside-the-park home run.....Kris Kremer, Pittsburgh; April 10, 2019
 Had five or more RBI in a game.....Billy Gerlott (5), at Ohio State; May 13, 2022
 Had seven or more RBI in a game.....Aaron Novak (8), at Charleston Southern; March 8, 2015
 Had four hits in a game.....Billy Gerlott (4), at Ohio State; May 13, 2022
 Had five hits in a game.....Jay Harry (6), Michigan State; May 9, 2022
 Had six hits in a game.....Jay Harry (6), Michigan State; May 9, 2022
 Had two hits in an inning.....Cole Bartels, Purdue (3rd); April 14, 2022
 Stole three or more bases.....Greg Guers, Bucknell; April 19, 2016
 Had a 10-game hit streak.....Matt Wood (26); March 25-May 9, 2022
 Had a 20-game hit streak.....Matt Wood (26); March 25-May 9, 2022

Had 10 or more strikeouts.....Kyle Virbitsky (12), vs. Minnesota; May 29, 2021
 Pitched a complete game.....Jaden Henline, Michigan State; May 8, 2022
 Pitched a nine-inning complete game.....Jaden Henline, Michigan State; May 8, 2022
 Pitched a combined nine-inning shutout.....Mason Mellott/Tyler Shingledecker/Jaden Henline, vs. UMass; March 13, 2022
 Pitched an individual nine-inning shutout.....Greg Welsh, Michigan State; May 17, 2013
 Pitched a no-hitter.....Steven Hill, at Iowa; April 21, 2012

*Active Streak

HITTING CAREER HIGHS



#3 COLE BARTELS

Career Bests

Hits	3	2x, last vs. Mount St. Mary's	4/20/22
Runs	3	vs. Michigan State	5/8/22
Doubles	2	vs. Mount St. Mary's	4/20/22
Triples	1	vs. Rutgers	5/17/21
Home Runs	1	3x, last vs. West Virginia	4/10/22
RBI	4	vs. Mount St. Mary's	4/20/22
Walks	2	7x, last vs. Michigan State	5/8/22
Stolen Bases	2	vs. Michigan State	5/2/21



#46 NOAH BURKE

Career Bests

Hits	n/a		
Runs	n/a		
Doubles	n/a		
Triples	n/a		
Home Runs	n/a		
RBI	n/a		
Walks	1	vs. Rutgers	3/26/22
Stolen Bases	n/a		



#19 DEREK CEASE

Career Bests

Hits	2	4x, last vs. Michigan State	5/8/22
Runs	2	3x, last vs. Omaha	4/30/22
Doubles	1	2x, last vs. Michigan State	5/8/22
Triples	n/a		
Home Runs	n/a		
RBI	1	5x, last vs. Michigan State	5/8/22
Walks	2	2x, last at Ohio State	5/15/22
Stolen Bases	1	3x, last vs. Michigan State	5/8/22



#23 JAKE COOPER

Career Bests

Hits	n/a		
Runs	n/a		
Doubles	n/a		
Triples	n/a		
Home Runs	n/a		
RBI	n/a		
Walks	n/a		
Stolen Bases	n/a		



#4 TYSON COOPER

Career Bests

Hits	2	vs. Bucknell	4/6/22
Runs	2	vs. Mount St. Mary's	4/20/22
Doubles	1	vs. Michigan State	5/2/21
Triples	n/a		
Home Runs	n/a		
RBI	1	2x, last vs. Michigan State	5/2/21
Walks	3	vs. Michigan	3/27/21
Stolen Bases	1	at Rutgers	4/4/21



#5 CARSON ERTTER

Career Bests

Hits	n/a		
Runs	n/a		
Doubles	n/a		
Triples	n/a		
Home Runs	n/a		
RBI	1	vs. Michigan State	5/1/21
Walks	1	vs. Michigan State	5/1/21
Stolen Bases	n/a		

HITTING CAREER HIGHS



#15 BRENDEN FRANKS

Career Bests			
Hits	1	2x, last vs. Princeton	2/29/20
Runs	1	2x, last vs. Michigan State	5/1/21
Doubles	n/a		
Triples	n/a		
Home Runs	n/a		
RBI	n/a		
Walks	1	vs. LIU	2/19/22
Stolen Bases	n/a		



#35 BILLY GERLOTT

Career Bests			
Hits	4	at Ohio State	5/13/22
Runs	3	at Ohio State	5/13/22
Doubles	2	at Ohio State	5/13/22
Triples	1	2x, last at West Virginia	4/27/22
Home Runs	2	at Ohio State	5/13/22
RBI	5	at Ohio State	5/13/22
Walks	2	2x, last vs. Bucknell	4/26/22
Stolen Bases	1	4x, last vs. Bucknell	4/26/22



#2 KYLE HANNON

Career Bests			
Hits	3	at Virginia	3/5/22
Runs	2	2x, last at Ohio State	5/13/22
Doubles	1	6x, last at Virginia	3/6/22
Triples	1	2x, last vs. Milwaukee	3/19/22
Home Runs	2	at Ohio State	5/13/22
RBI	3	at Ohio State	5/13/22
Walks	2	vs. Northeastern	2/20/22
Stolen Bases	1	4x, last vs. Michigan State	5/9/22



#1 JAY HARRY

Career Bests			
Hits	6	vs. Michigan State	5/9/22
Runs	3	3x, last at Ohio State	5/13/22
Doubles	2	vs. Northwestern	3/7/21
Triples	1	2x, last at Minnesota	4/24/22
Home Runs	2	vs. Rutgers	3/25/22
RBI	6	vs. Michigan State	5/1/21
Walks	2	3x, last at Ohio State	5/13/22
Stolen Bases	1	5x, last vs. Omaha	4/29/22



#40 BEN KAILHER

Career Bests			
Hits	2	3x, last at Minnesota	4/23/22
Runs	2	vs. Mount St. Mary's	4/20/22
Doubles	1	2x, last at West Virginia	4/27/22
Triples	1	vs. Fairleigh Dickinson	3/8/20
Home Runs	n/a		
RBI	2	vs. Princeton	2/28/20
Walks	2	3x, last vs. Mount St. Mary's	4/20/22
Stolen Bases	2	vs. Mount St. Mary's	4/20/22



#13 TAYVEN KELLEY

Career Bests			
Hits	3	vs. Michigan State	5/8/22
Runs	3	vs. Michigan State	5/8/22
Doubles	1	17x, last vs. Michigan State	5/9/22
Triples	1	4x, last vs. Bucknell	4/26/22
Home Runs	1	at Ohio State	4/25/21
RBI	3	vs. Purdue	4/14/22
Walks	2	vs. Michigan State	4/30/21
Stolen Bases	1	2x, last at Ohio State	5/14/22

HITTING CAREER HIGHS



#34 RICHIE PALTRIDGE

Career Bests

Hits	n/a
Runs	n/a
Doubles	n/a
Triples	n/a
Home Runs	n/a
RBI	n/a
Walks	n/a
Stolen Bases	n/a



#22 JOHNNY PIACENTINO

Career Bests

Hits	5	vs. Michigan State	5/1/21
Runs	4	2x, last vs. Michigan State	5/1/21
Doubles	3	vs. Michigan State	5/1/21
Triples	1	3x, last vs. Omaha	4/29/22
Home Runs	3	vs. Northwestern	3/7/21
RBI	5	2x, last vs. Michigan State	5/1/21
Walks	2	7x, last at Ohio State	5/15/22
Stolen Bases	2	vs. Princeton	2/29/20



#7 C.J. PITTARO

Career Bests*

Hits	2	3x, last at Northwestern	4/9/22
Runs	2	2x, last vs. Rutgers	3/25/22
Doubles	1	3x, last at Northwestern	4/9/22
Triples	n/a		
Home Runs	n/a		
RBI	3	2x, last vs. Rutgers	3/26/22
Walks	2	2x, last vs. Purdue	4/14/22
Stolen Bases	1	vs. Bucknell	4/6/22

*At Vanderbilt (2021)



#41 JOSH SPIEGEL

Career Bests

Hits	4	vs. Purdue	4/16/22
Runs	3	at West Virginia	4/27/22
Doubles	2	4x, last at Ohio State	5/13/22
Triples	1	3x, last vs. Bucknell	4/26/22
Home Runs	2	vs. Northwestern	3/5/21
RBI	4	vs. Purdue	4/16/22
Walks	3	vs. Minnesota	5/29/21
Stolen Bases	1	at Illinois	5/23/21



#30 ANTHONY STEELE

Career Bests

Hits	3	vs. Maine	2/25/22
Runs	1	5x, last vs. Purdue	4/14/22
Doubles	1	vs. West Virginia	4/10/22
Triples	1	vs. Maine	2/26/22
Home Runs	1	at VMI	3/8/22
RBI	2	vs. Maine	2/26/22
Walks	2	at Minnesota	4/23/22
Stolen Bases	1	vs. Maine	2/25/22




#9 CONNOR THRONEBERRY

Career Bests

Hits	1	vs. UMass	3/12/22
Runs	1	vs. UMass	3/12/22
Doubles	n/a		
Triples	n/a		
Home Runs	n/a		
RBI	n/a		
Walks	n/a		
Stolen Bases	n/a		

HITTING CAREER HIGHS/PITCHING CAREER BESTS



#14 MATT WOOD

Career Bests

Hits	3	11x, last vs. Michigan State	5/8/22
Runs	4	vs. LIU	2/19/22
Doubles	2	vs. Nebraska	4/16/21
Triples	1	4x, last at Minnesota	4/22/22
Home Runs	2	vs. LIU	2/19/22
RBI	5	vs. Michigan State	5/8/22
Walks	3	3x, last vs. Michigan State	5/9/22
Stolen Bases	1	7x, last vs. Omaha	4/30/22



#19 DEREK CEASE

Career Bests

IP	1.0	vs. Monmouth	2/18/22
Longest Start	n/a		
Longest Relief	1.0	vs. Monmouth	2/18/22
Hits	1	vs. Monmouth	2/18/22
Runs	1	vs. Monmouth	2/18/22
Earned Runs	0	vs. Monmouth	2/18/22
Walks	3	vs. Monmouth	2/18/22
Strikeouts	1	vs. Monmouth	2/18/22



#49 BEN DEMELL

Career Bests

IP	1.2	vs. LIU	2/19/22
Longest Start	n/a		
Longest Relief	1.2	vs. LIU	2/19/22
Hits	1	vs. LIU	2/19/22
Runs	0	vs. LIU	2/19/22
Earned Runs	0	vs. LIU	2/19/22
Walks	3	vs. LIU	2/19/22
Strikeouts	2	vs. LIU	2/19/22



#28 HUTCH GAGNON

Career Bests

IP	5.0	vs. Princeton	2/29/20
Longest Start	5.0	vs. Princeton	2/29/20
Longest Relief	3.0	2x, last vs. Wagner	2/23/20
Hits	0	8x, last at Purdue	5/27/21
Runs	0	17x, last at Iowa	5/7/21
Earned Runs	0	18x, last vs. Rutgers	5/16/21
Walks	0	16x, last at Illinois	5/22/21
Strikeouts	6	vs. Princeton	2/29/20



#17 SENECA GREGORY

Career Bests

IP	2.1	vs. UMass	3/12/22
Longest Start	n/a		
Longest Relief	2.1	vs. UMass	3/12/22
Hits	0	at VMI	3/8/22
Runs	0	3x, last vs. St. Bonaventure	3/30/22
Earned Runs	0	3x, last vs. St. Bonaventure	3/30/22
Walks	0	3x, last vs. St. Bonaventure	3/30/22
Strikeouts	4	vs. UMass	3/12/22




#24 JADEN HENLINE

Career Bests

IP	9.0	vs. Michigan State	5/8/22
Longest Start	9.0	vs. Michigan State	5/8/22
Longest Relief	4.2	vs. Omaha	4/29/22
Hits	0	4x, last vs. UMass	3/13/22
Runs	0	9x, last vs. Omaha	4/29/22
Earned Runs	0	10x, last vs. Omaha	4/29/22
Walks	0	13x, last at Ohio State	5/13/22
Strikeouts	6	3x, last vs. Michigan State	5/8/22

PITCHING CAREER BESTS



#29 CARSON KOHLS

Career Bests

IP	3.2	vs. West Virginia	4/12/22
Longest Start	2.2	vs. Mount St. Mary's	4/20/22
Longest Relief	3.2	vs. West Virginia	4/12/22
Hits	0	3x, last vs. Monmouth	2/18/22
Runs	0	6x, last at Georgetown	5/10/22
Earned Runs	0	9x, last at Georgetown	5/10/22
Walks	0	7x, last vs. Omaha	4/29/22
Strikeouts	5	vs. Bucknell	4/6/22



#33 TRAVIS LUENSMANN

Career Bests*

IP	6.0	3x, last at Minnesota	4/23/22
Longest Start	6.0	3x, last at Minnesota	4/23/22
Longest Relief	3.0	at Maryland	4/2/22
Hits	0	2x, last at Winthrop	3/2/21
Runs	0	4x, last at Minnesota	4/23/22
Earned Runs	0	6x, last at Minnesota	4/23/22
Walks	0	5x, last at Northwestern	4/9/22
Strikeouts	8	vs. Maine	2/25/22

*At South Carolina (2021)



#18 MASON MELLOTT

Career Bests

IP	5.0	vs. UMass	3/13/22
Longest Start	5.0	vs. UMass	3/13/22
Longest Relief	4.2	2x, last vs. Duke	3/2/19
Hits	0	13x, last vs. Purdue	4/16/22
Runs	0	33x, last at West Virginia	4/27/22
Earned Runs	0	47x, last vs. Michigan State	5/9/22
Walks	0	40x, last at Ohio State	5/15/22
Strikeouts	5	6x, last at Ohio State	4/25/21



#21 STEVEN MILLER

Career Bests

IP	4.1	at Maryland	4/2/22
Longest Start	n/a		
Longest Relief	4.1	at Maryland	4/2/22
Hits	0	9x, last vs. Michigan State	5/9/22
Runs	0	21x, last vs. Michigan State	5/9/22
Earned Runs	0	23x, last vs. Michigan State	5/9/22
Walks	0	17x, last vs. Michigan State	5/9/22
Strikeouts	6	vs. Milwaukee	3/19/22



#27 TOMMY MOLSKY

Career Bests

IP	6.0	vs. Northeastern	2/20/22
Longest Start	6.0	vs. Northeastern	2/20/22
Longest Relief	4.0	vs. Mount St. Mary's	4/20/22
Hits	0	2x, last vs. St. Bonaventure	3/30/22
Runs	0	2x, last vs. Mount St. Mary's	4/20/22
Earned Runs	0	3x, last vs. Mount St. Mary's	4/20/22
Walks	0	4x, last vs. West Virginia	4/12/22
Strikeouts	6	2x, last vs. UMass	3/12/22



#37 JORDAN MORALES

Career Bests*

IP	7.0	vs. St. Bonaventure	4/24/21
Longest Start	7.0	vs. St. Bonaventure	4/24/21
Longest Relief	3.0	3x, last vs. Omaha	4/30/22
Hits	0	11x, last vs. Omaha	4/30/22
Runs	0	22x, last vs. Michigan State	5/9/22
Earned Runs	0	24x, last vs. Michigan State	5/9/22
Walks	0	27x, last at Ohio State	5/13/22
Strikeouts	9	vs. Saint Joseph's	5/8/21

*At LaSalle (2020-21)


PITCHING CAREER BESTS



#6 JOE NASTASI

Career Bests

IP	n/a
Longest Start	n/a
Longest Relief	n/a
Hits	n/a
Runs	n/a
Earned Runs	n/a
Walks	n/a
Strikeouts	n/a



#31 RYAN PARTRIDGE

Career Bests

IP	2.2	vs. Milwaukee	3/20/22
Longest Start	n/a		
Longest Relief	2.2	vs. Milwaukee	3/20/22
Hits	0	9x, last vs. Purdue	4/15/22
Runs	0	17x, last at Ohio State	5/15/22
Earned Runs	0	18x, last at Ohio State	5/15/22
Walks	0	12x, last at West Virginia	4/27/22
Strikeouts	3	vs. West Virginia	4/12/22



#25 CHASE RENNER

Career Bests

IP	2.0	3x, last vs. Bucknell	4/6/22
Longest Start	1.0	vs. Rutgers	3/25/22
Longest Relief	2.0	3x, last vs. Bucknell	4/6/22
Hits	0	4x, last vs. West Virginia	4/10/22
Runs	0	6x, last at Minnesota	4/22/22
Earned Runs	0	6x, last at Minnesota	4/22/22
Walks	0	4x, last at Minnesota	4/22/22
Strikeouts	4	vs. Bucknell	4/6/22



#11 CHAD ROGERS

Career Bests


IP	3.0	vs. Northwestern	3/7/21
Longest Start	n/a		
Longest Relief	3.0	vs. Northwestern	3/7/21
Hits	0	at Ohio State	4/24/21
Runs	0	3x, last at Georgetown	5/10/22
Earned Runs	0	3x, last at Georgetown	5/10/22
Walks	0	at Georgetown	5/10/22
Strikeouts	4	at Georgetown	5/10/22



#20 BLAISE SCLAFANI

Career Bests

IP	3.0*	vs. Northeastern	4/30/19
Longest Start	n/a		
Longest Relief	3.0*	vs. Northeastern	4/30/19
Hits	0	7x, last vs. Rutgers	3/26/22
Runs	0*	10x, last vs. Rutgers	3/26/22
Earned Runs	0	12x, last vs. Rutgers	3/26/22
Walks	0	9x, last vs. Rutgers	3/26/22
Strikeouts	3*	3x, last vs. Canisius	2/15/20



#36 TYLER SHINGLEDECKER

Career Bests

IP	5.0	vs. Michigan State	5/8/22
Longest Start	5.0	vs. Michigan State	5/8/22
Longest Relief	4.1	vs. Binghamton	3/26/19
Hits	0	21x, last vs. UMass	3/13/22
Runs	0	26x, last at Ohio State	5/15/22
Earned Runs	0	33x, last at Ohio State	5/15/22
Walks	0	19x, last at West Virginia	4/27/22
Strikeouts	9	vs. Northwestern	3/5/21

*At UMass Lowell (2020-21)

PITCHING CAREER BESTS



#30 ANTHONY STEELE

Career Bests		
IP	1.0	3x, last at Ohio State 5/14/22
Longest Start	0.2	vs. Bucknell 4/6/22
Longest Relief	1.0	3x, last at Ohio State 5/14/22
Hits	0	vs. Youngstown State 3/22/22
Runs	0	3x, last vs. Youngstown State 3/22/22
Earned Runs	0	4x, last at Ohio State 5/14/22
Walks	0	3x, last at Ohio State 5/14/22
Strikeouts	2	2x, last vs. Youngstown State 3/22/22



#12 KELLAN TULIO

Career Bests*		
IP	6.0	vs. Maine 2/26/22
Longest Start	6.0	vs. Maine 2/26/22
Longest Relief	2.1	2x, last vs. Michigan State 5/9/22
Hits	0	8x, last vs. St. Bonaventure 3/30/22
Runs	0	8x, last vs. St. Bonaventure 3/30/22
Earned Runs	0	8x, last vs. St. Bonaventure 3/30/22
Walks	0	5x, last vs. St. Bonaventure 3/30/22
Strikeouts	7	at Northwestern 4/9/22

*At Louisville (2020-21)

CAREER STATS

#3 COLE BARTELS IF/OF R/R GR. 6-3/195 BELMONT, MASS.

Year	Avg	GP-GS	AB	R	H	2B	3B	HR	RBI	TB	SLG%	BB	HBP	SO	GDP	OB%	SF	SH	SB-ATT	PO	A	E	FLD%
2018	.000	17-3	0	0	0	0	0	0	0	0	.000	0	0	0	0	.000	0	0	0-0	0	1	0	1.000
2019	.000	7-3	0	0	0	0	0	0	0	0	.000	0	0	0	0	.000	0	0	0-0	1	1	1	.667
2020	.273	8-7	22	8	6	2	0	0	3	8	.364	7	1	4	0	.452	1	0	1-1	53	1	0	1.000
2021	.245	35-26	98	13	24	4	1	1	13	33	.337	13	1	21	4	.333	2	1	3-3	141	11	2	.987
2022	.266	48-48	184	34	49	8	0	2	20	63	.342	24	9	18	2	.373	3	0	3-4	234	12	2	.992
TOTAL	.260	115-87	304	55	79	14	1	3	36	104	.342	44	11	43	6	.367	6	1	7-8	429	28	5	.989

#46 NOAH BURKE OF L/R FR. 6-0/192 PITTSBURGH, PA.

Year	Avg	GP-GS	AB	R	H	2B	3B	HR	RBI	TB	SLG%	BB	HBP	SO	GDP	OB%	SF	SH	SB-ATT	PO	A	E	FLD%
2022	.000	6-0	5	0	0	0	0	0	0	0	.000	1	1	3	0	.286	0	0	0-0	0	0	0	.000
TOTAL	.000	6-0	5	0	0	0	0	0	0	0	.000	1	1	3	0	.386	0	0	0-0	0	0	0	.000

#19 DEREK CEASE IF/P R/R FR. 5-8/150 PLYMOUTH, PA.

Year	Avg	GP-GS	AB	R	H	2B	3B	HR	RBI	TB	SLG%	BB	HBP	SO	GDP	OB%	SF	SH	SB-ATT	PO	A	E	FLD%
2022	.222	36-21	72	14	16	2	0	0	5	18	.250	15	0	15	1	.356	0	0	3-3	30	65	6	.941
TOTAL	.222	36-21	72	14	16	2	0	0	5	18	.250	15	0	15	1	.356	0	0	3-3	30	65	6	.941

Year	ERA	W-L	APP	GS	CG	SHO	SV	IP	H	R	ER	BB	SO	2B	3B	HR	BF	BAA	WP	HBP	BK	SFA	SHA
2022	0.00	0-0	1	0	0	0/0	0	1.0	1	1	0	3	1	0	0	0	7	.250	0	0	0	0	0
TOTAL	0.00	0-0	1	0	0	0/0	0	1.0	1	1	0	3	1	0	0	0	7	.250	0	0	0	0	0

#23 JAKE COOPER IF R/R FR. 5-9/195 STATE COLLEGE, PA.

Year	Avg	GP-GS	AB	R	H	2B	3B	HR	RBI	TB	SLG%	BB	HBP	SO	GDP	OB%	SF	SH	SB-ATT	PO	A	E	FLD%
2022	.000	8-4	14	0	0	0	0	0	0	0	.000	0	0	6	0	.000	0	1	0-0	1	10	1	.917
TOTAL	.000	8-4	14	0	0	0	0	0	0	0	.000	0	0	6	0	.000	0	1	0-0	1	10	1	.917

#4 TYSON COOPER C/IF S/R R-SO. 5-9/200 STATE COLLEGE, PA.

Year	Avg	GP-GS	AB	R	H	2B	3B	HR	RBI	TB	SLG%	BB	HBP	SO	GDP	OB%	SF	SH	SB-ATT	PO	A	E	FLD%
2021	.111	11-3	18	2	2	1	0	0	2	3	.167	6	0	8	0	.333	0	0	1-1	16	1	0	1.000
2022	.111	19-10	36	3	4	0	0	0	0	4	.111	6	0	7	1	.238	0	2	0-2	53	12	2	.970
TOTAL	.111	30-13	54	5	6	1	0	0	2	6	.130	12	0	15	1	.273	0	2	1-3	69	13	2	.976

#49 BEN DEMELL IF/P L/R FR. 6-5/205 CONCORD, OHIO

Year	Avg	GP-GS	AB	R	H	2B	3B	HR	RBI	TB	SLG%	BB	HBP	SO	GDP	OB%	SF	SH	SB-ATT	PO	A	E	FLD%
2022	-	-	-	-	-	-	-	-	-	-	-	-	-	-	-	-	-	-	-	-	-	-	-
TOTAL	-	-	-	-	-	-	-	-	-	-	-	-	-	-	-	-	-	-	-	-	-	-	-

Year	ERA	W-L	APP	GS	CG	SHO	SV	IP	H	R	ER	BB	SO	2B	3B	HR	BF	BAA	WP	HBP	BK	SFA	SHA
2022	0.00	0-0	1	0	0	0/0	0	1.2	0	0	0	0	0	0	0	0	0	.000	0	0	0	0	0
TOTAL	0.00	0-0	1	0	0	0/0	0	1.2	0	0	0	0	0	0	0	0	0	.000	0	0	0	0	0

#5 CARSON ERTTER OF L/L JR. 5-10/175 EBENSBURG, PA.

Year	Avg	GP-GS	AB	R	H	2B	3B	HR	RBI	TB	SLG%	BB	HBP	SO	GDP	OB%	SF	SH	SB-ATT	PO	A	E	FLD%
2020	.000	3-0	2	0	0	0	0	0	0	0	.000	0	1	0	0	.333	0	0	0-0	1	0	0	1.000
2021	.000	1-0	1	0	0	0	0	0	1	0	.000	1	0	0	0	.500	0	0	0-0	0	0	0	.000
2022	-	-	-	-	-	-	-	-	-	-	-	-	-	-	-	-	-	-	-	-	-	-	-
TOTAL	.000	4-0	3	0	0	0	0	0	1	0	.000	1	1	0	0	.400	0	0	0-0	1	0	0	1.000

CAREER STATS

#15 BRENDEN FRANKS IF/P R/R JR. 6-3/205 STATE COLLEGE, PA.

Year	Avg	GP-GS	AB	R	H	2B	3B	HR	RBI	TB	SLG%	BB	HBP	SO	GDP	OB%	SF	SH	SB-ATT	PO	A	E	FLD%
2020	.667	4-0	3	1	2	0	0	0	0	2	.667	0	0	1	0	.667	0	0	0-0	2	0	0	1.000
2021	.000	4-0	3	1	0	0	0	0	0	0	.000	0	1	2	0	.250	0	0	0-0	4	0	0	1.000
2022	.000	9-0	5	0	0	0	0	0	0	0	.000	1	0	2	1	.167	0	0	0-0	0	0	0	1.000
TOTAL	.182	17-0	11	2	2	0	0	0	0	2	.182	1	1	5	1	.308	0	0	0-0	6	0	0	1.000
Year	Avg	GP-GS	AB	R	H	2B	3B	HR	RBI	TB	SLG%	BB	HBP	SO	GDP	OB%	SF	SH	SB-ATT	PO	A	E	FLD%
2020	-	-	-	-	-	-	-	-	-	-	-	-	-	-	-	-	-	-	-	-	-	-	-
2021	-	-	-	-	-	-	-	-	-	-	-	-	-	-	-	-	-	-	-	-	-	-	-
2022	-	-	-	-	-	-	-	-	-	-	-	-	-	-	-	-	-	-	-	-	-	-	-
TOTAL	-	-	-	-	-	-	-	-	-	-	-	-	-	-	-	-	-	-	-	-	-	-	-

#28 HUTCH GAGNON LHP L/L SR. 6-3/220 DOWNINGTOWN, PA.

Year	ERA	W-L	App	GS	CG	SHO	SV	IP	H	R	ER	BB	SO	2B	3B	HR	BF	B/Avg	WP	HBP	BK	SFA	SHA
2019	5.59	0-1	18	0	0	0/0	0	19.1	21	12	12	11	21	4	1	2	93	.273	3	3	0	0	2
2020	3.21	1-0	4	2	0	0/0	0	14.0	15	5	5	6	17	4	1	0	62	.268	0	0	0	0	0
2021	6.75	0-1	11	0	0	0/0	0	12.0	18	10	9	4	13	3	1	1	64	.327	2	3	0	1	1
2022	-	-	-	-	-	-	-	-	-	-	-	-	-	-	-	-	-	-	-	-	-	-	-
TOTAL	5.16	1-2	33	2	0	0/0	0	45.1	54	27	26	21	51	11	3	3	219	.287	5	6	0	1	3

#35 BILLY GERLOTT OF/IF R/R SO. 6-1/195 AUBURN, PA.

Year	Avg	GP-GS	AB	R	H	2B	3B	HR	RBI	TB	SLG%	BB	HBP	SO	GDP	OB%	SF	SH	SB-ATT	PO	A	E	FLD%
2021	-	-	-	-	-	-	-	-	-	-	-	-	-	-	-	-	-	-	-	-	-	-	-
2022	.244	47-44	164	22	40	10	2	6	29	72	.439	17	5	43	6	.330	2	0	4-6	61	3	0	1.000
TOTAL	.244	47-44	164	22	40	10	2	6	29	72	.439	17	5	43	6	.330	2	0	4-6	61	3	0	1.000

#17 SENECA GREGORY RHP R/R FR. 6-4/225 STAFFORD, VA.

Year	ERA	W-L	APP	GS	CG	SHO	SV	IP	H	R	ER	BB	SO	2B	3B	HR	BF	BAA	WP	HBP	BK	SFA	SHA
2022	10.80	0-0	6	0	0	0/0	0	6.2	10	9	8	4	7	2	0	0	36	.345	1	2	0	0	1
TOTAL	10.80	0-0	6	0	0	0/0	0	6.2	10	9	8	4	7	2	0	0	36	.345	1	2	0	0	1

#2 KYLE HANNON IF/OF L/R SO. 5-10/194 HARRISBURG, PA.

Year	Avg	GP-GS	AB	R	H	2B	3B	HR	RBI	TB	SLG%	BB	HBP	SO	GDP	OB%	SF	SH	SB-ATT	PO	A	E	FLD%
2021	.133	12-9	30	3	4	1	1	0	1	7	.233	2	0	12	0	.188	0	1	0-0	15	0	0	1.000
2022	.248	29-27	105	14	26	5	1	3	13	43	.400	6	2	26	3	.301	0	0	4-4	26	59	11	.885
TOTAL	.222	41-36	135	17	30	6	2	3	14	50	.363	8	2	38	3	.276	0	1	4-4	41	59	11	.901

#1 JAY HARRY IF L/R SO. 6-0/195 METUCHEN, N.J.

Year	Avg	GP-GS	AB	R	H	2B	3B	HR	RBI	TB	SLG%	BB	HBP	SO	GDP	OB%	SF	SH	SB-ATT	PO	A	E	FLD%
2021	.268	42-42	142	22	38	10	0	1	18	51	.359	12	4	25	2	.335	3	0	1-1	58	101	11	.935
2022	.339	47-46	186	36	63	9	2	5	24	92	.489	16	6	23	0	.407	1	0	4-7	57	141	8	.961
TOTAL	.308	89-88	328	58	101	19	2	6	42	143	.433	28	10	48	2	.376	4	0	5-8	115	242	19	.949

CAREER STATS

#24 JADEN HENLINE RHP L/R SO. 6-2/195 NEW CUMBERLAND, PA.

Year	ERA	W-L	App	GS	CG	SHO	SV	IP	H	R	ER	BB	SO	2B	3B	HR	BF	B/Avg	WP	HBP	BK	SFA	SHA
2021	3.72	0-0	9	3	0	0/0	0	19.1	17	8	8	8	22	2	0	2	86	.230	1	3	0	0	1
2022	4.28	2-2	15	6	1	0/1	3	54.2	61	33	26	13	53	15	3	5	233	.284	5	2	0	1	2
TOTAL	4.14	2-2	24	9	1	0/1	3	74.0	78	41	34	21	75	17	3	7	319	.270	6	5	0	1	3

#40 BEN KAILHER IF R/R JR. 5-8/160 RUMFORD, R.I.

Year	Avg	GP-GS	AB	R	H	2B	3B	HR	RBI	TB	SLG%	BB	HBP	SO	GDP	OB%	SF	SH	SB-ATT	PO	A	E	FLD%
2020	.222	9-6	18	4	4	1	2	0	4	9	.500	2	2	6	2	.333	2	0	2-2	3	9	2	.857
2021	.143	11-0	7	3	1	0	0	0	0	1	.143	0	0	2	0	.143	0	0	1-1	0	2	0	1.000
2022	.211	28-20	71	11	15	1	0	0	2	16	.225	15	2	17	0	.364	0	0	5-6	23	50	4	.948
TOTAL	.208	48-26	96	18	20	2	2	0	6	26	.271	17	4	25	2	.345	2	0	8-9	26	61	6	.935

#13 TAYVEN KELLEY OF R/R JR. 6-3/200 BOILING SPRINGS, PA.

Year	Avg	GP-GS	AB	R	H	2B	3B	HR	RBI	TB	SLG%	BB	HBP	SO	GDP	OB%	SF	SH	SB-ATT	PO	A	E	FLD%
2020	.188	9-4	16	4	3	2	0	0	1	5	.313	3	1	8	0	.350	0	0	0-0	10	0	0	1.000
2021	.238	28-27	101	8	24	8	2	1	9	39	.386	10	1	37	2	.313	0	3	0-2	53	1	4	.931
2022	.196	43-40	158	17	31	6	3	0	17	43	.272	6	1	62	4	.230	0	0	2-3	87	2	5	.947
TOTAL	.211	80-71	275	29	58	16	5	1	27	87	.316	19	3	107	6	.269	0	3	2-5	150	3	9	.944

#29 CARSON KOHLS RHP R/R SO. 6-0/195 SACRAMENTO, CALIF.

Year	ERA	W-L	App	GS	CG	SHO	SV	IP	H	R	ER	BB	SO	2B	3B	HR	BF	B/Avg	WP	HBP	BK	SFA	SHA
2021	3.18	0-0	5	0	0	0/0	0	5.2	7	3	2	2	4	1	1	27	.304	1	2	0	0	0	0
2022	5.40	1-0	14	1	0	0/0	1	25.0	25	19	15	17	21	1	2	1	114	.275	5	4	0	0	2
TOTAL	4.99	1-0	19	1	0	0/0	0	30.2	32	22	17	19	25	2	3	2	141	.281	6	6	0	0	2

#33 TRAVIS LUENSMANN RHP R/R SO. 6-6/234 ALTOONA, PA.

Year	ERA	W-L	App	GS	CG	SHO	SV	IP	H	R	ER	BB	SO	2B	3B	HR	BF	B/Avg	WP	HBP	BK	SFA	SHA
2021*	15.43	0-1	4	0	0	0/0	0	2.1	4	6	4	1	2	2	0	0	12	.333	0	0	1	0	0
2022	4.98	2-3	13	11	0	0/0	1	59.2	63	40	33	31	70	4	3	3	277	.269	6	4	0	3	5
TOTAL	5.37	2-4	17	11	0	0/0	1	62.0	67	46	37	32	72	6	3	3	289	.273	6	4	1	3	5

*At South Carolina

#18 MASON MELLOTT RHP R/R GR. 6-0/205 STATE COLLEGE, PA.

Year	ERA	W-L	APP	GS	CG	SHO	SV	IP	H	R	ER	BB	SO	2B	3B	HR	BF	BAA	WP	HBP	BK	SFA	SHA
2018	3.18	0-1	24	0	0	0/0	4	34.0	38	16	12	14	28	4	1	0	155	.295	4	5	2	3	4
2019	2.43	6-3	21	0	0	0/2	5	63.0	59	25	17	14	52	10	2	1	270	.244	3	6	0	1	6
2020	2.25	2-1	5	0	0	0/0	0	8.0	8	3	2	1	6	1	1	0	35	.258	0	0	0	0	3
2021	4.60	2-3	17	0	0	0/0	4	31.1	32	20	16	18	33	2	1	1	149	.264	4	8	1	0	2
2022	5.31	3-4	19	4	0	0/1	2	39.0	37	26	23	15	31	6	3	2	176	.245	5	4	0	1	5
TOTAL	3.59	13-11	86	4	0	0/3	15	175.1	174	90	70	62	150	23	8	4	785	.258	16	23	3	5	20

#21 STEVEN MILLER RHP R/R SR. 6-1/190 PITTSBURGH, PA.

Year	ERA	W-L	App	GS	CG	SHO	SV	IP	H	R	ER	BB	SO	2B	3B	HR	BF	B/Avg	WP	HBP	BK	SFA	SHA
2019	3.86	0-0	3	0	0	0/0	0	2.1	4	1	1	1	1	3	0	0	12	.364	1	0	0	0	0
2020	2.70	0-0	3	0	0	0/1	0	3.1	2	1	1	1	6	1	0	0	13	.167	0	0	0	0	0
2021	3.29	0-1	12	0	0	0/2	2	13.2	12	8	5	7	17	2	0	0	58	.245	2	2	0	0	0
2022	5.77	3-2	18	2	0	0/0	1	34.1	43	23	22	14	30	6	1	3	158	.307	3	3	0	1	0
TOTAL	4.86	3-3	36	2	0	0/3	3	53.2	61	33	29	23	54	12	1	3	241	.288	6	5	0	1	0

CAREER STATS

#27 TOMMY MOLSKY RHP R/R FR. 6-1/160 DILLSBURG, PA.

Year	ERA	W-L	APP	GS	CG	SHO	SV	IP	H	R	ER	BB	SO	2B	3B	HR	BF	BAA	WP	HBP	BK	SFA	SHA
2022	7.21	0-6	13	10	0	0/0	1	43.2	53	47	35	19	39	11	2	3	216	.288	7	9	0	2	2
TOTAL	7.21	0-6	13	10	0	0/0	1	43.2	53	47	35	19	39	11	2	3	216	.288	7	9	0	2	2

#37 JORDAN MORALES LHP R/L JR. 5-9/175 SOUDERTON, PA.

Year	ERA	W-L	App	GS	CG	SHO	SV	IP	H	R	ER	BB	SO	2B	3B	HR	BF	B/Avg	WP	HBP	BK	SFA	SHA
2020*	2.16	0-2	5	0	0	0/1	2	8.1	5	4	2	3	14	1	0	1	37	.167	3	1	1	1	2
2021*	6.11	2-6	16	7	1	0/0	2	45.2	60	35	31	23	49	10	2	4	226	.313	2	8	2	3	0
2022	4.41	3-0	23	0	0	0/0	0	32.2	38	21	16	9	49	5	1	3	147	.284	5	2	3	0	3
TOTAL	5.09	5-8	44	7	1	0/1	4	86.2	103	60	49	35	112	16	3	8	411	.289	10	11	6	4	5

*At LaSalle

#6 JOE NASTASI RHP R/R SO. 6-0/217 STATE COLLEGE, PA.

Year	ERA	W-L	App	GS	CG	SHO	SV	IP	H	R	ER	BB	SO	2B	3B	HR	BF	B/Avg	WP	HBP	BK	SFA	SHA
2021	-	-	-	-	-	-	-	-	-	-	-	-	-	-	-	-	-	-	-	-	-	-	-
2022	-	-	-	-	-	-	-	-	-	-	-	-	-	-	-	-	-	-	-	-	-	-	-
TOTAL	-	-	-	-	-	-	-	-	-	-	-	-	-	-	-	-	-	-	-	-	-	-	-

#34 RICHIE PALTRIDGE LHP/1B/OF L/L SO. 6-3/194 MONTGOMERY, N.Y.

Year	Avg	GP-GS	AB	R	H	2B	3B	HR	RBI	TB	SLG%	BB	HBP	SO	GDP	OB%	SF	SH	SB-ATT	PO	A	E	FLD%
2021	-	-	-	-	-	-	-	-	-	-	-	-	-	-	-	-	-	-	-	-	-	-	-
2022	.000	1-0	1	0	0	0	0	0	0	0	.000	0	0	1	0	.000	0	0	0-0	1	0	0	1.000
TOTAL	.000	1-0	1	0	0	0	0	0	0	0	.000	0	0	1	0	.000	0	0	0-0	1	0	0	1.000

Year	ERA	W-L	APP	GS	CG	SHO	SV	IP	H	R	ER	BB	SO	2B	3B	HR	BF	BAA	WP	HBP	BK	SFA	SHA
2021	-	-	-	-	-	-	-	-	-	-	-	-	-	-	-	-	-	-	-	-	-	-	-
2022	-	-	-	-	-	-	-	-	-	-	-	-	-	-	-	-	-	-	-	-	-	-	-
TOTAL	-	-	-	-	-	-	-	-	-	-	-	-	-	-	-	-	-	-	-	-	-	-	-

#31 RYAN PARTRIDGE LHP R/L JR. 6-3/215 WEXFORD, PA.

Year	ERA	W-L	App	GS	CG	SHO	SV	IP	H	R	ER	BB	SO	2B	3B	HR	BF	B/Avg	WP	HBP	BK	SFA	SHA
2020	0.00	0-0	2	0	0	0/0	0	2.0	1	0	0	0	2	0	0	0	6	.167	0	0	0	0	0
2021	0.00	0-0	5	0	0	0/0	0	2.2	4	2	0	3	4	1	0	0	16	.333	0	0	0	1	0
2022	7.50	0-0	18	0	0	0/0	0	18.0	20	15	15	15	17	5	1	0	92	.290	3	5	0	2	1
TOTAL	5.96	0-0	25	0	0	0/0	0	22.2	25	17	15	18	23	6	1	0	114	.287	3	5	0	3	1

#22 JOHNNY PIACENTINO OF R/R JR. 5-11/185 CHERRY HILL, N.J.

Year	Avg	GP-GS	AB	R	H	2B	3B	HR	RBI	TB	SLG%	BB	HBP	SO	GDP	OB%	SF	SH	SB-ATT	PO	A	E	FLD%
2020	.400	13-10	35	11	14	4	0	2	11	24	.686	10	0	4	0	.511	2	0	4-4	27	0	0	1.000
2021	.284	42-42	162	30	46	15	0	8	32	85	.525	17	0	40	4	.350	1	1	0-2	83	0	3	.965
2022	.267	34-34	131	14	35	6	3	2	22	53	.405	14	3	32	4	.344	3	1	1-1	57	0	1	.983
TOTAL	.290	89-86	328	55	95	25	3	12	65	162	.494	41	3	76	8	.368	6	2	5-7	167	0	4	.977

#7 C.J. PITTARO IF L/R SO. 6-1/195 HAMILTON, N.J.

Year	Avg	GP-GS	AB	R	H	2B	3B	HR	RBI	TB	SLG%	BB	HBP	SO	GDP	OB%	SF	SH	SB-ATT	PO	A	E	FLD%
2021*	.333	5-0	3	0	1	0	0	0	3	1	.333	0	0	0	0	.333	0	0	0-0	0	1	0	1.000
2022	.247	28-22	77	14	19	3	0	0	10	22	.286	10	1	20	1	.341	0	0	1-2	15	32	5	.904
TOTAL	.250	33-22	80	14	20	3	0	0	13	23	.287	10	1	20	1	.341	0	0	1-2	15	33	5	.906

*At Vanderbilt

CAREER STATS

#25 CHASE RENNER RHP R/R FR. 6-4/190 ALBURTIS, PA.

Year	ERA	W-L	APP	GS	CG	SHO	SV	IP	H	R	ER	BB	SO	2B	3B	HR	BF	BAA	WP	HBP	BK	SFA	SHA
2022	5.40	2-2	10	1	0	0/0	1	13.1	11	8	8	12	17	4	0	0	62	.234	4	1	0	0	2
TOTAL	5.40	2-2	10	1	0	0/0	1	13.1	11	8	8	12	17	4	0	0	62	.234	4	1	0	0	2

#11 CHAD ROGERS RHP R/R SO. 6-5/220 MENTOR, OHIO

Year	ERA	W-L	App	GS	CG	SHO	SV	IP	H	R	ER	BB	SO	2B	3B	HR	BF	B/Avg	WP	HBP	BK	SFA	SHA
2021	13.50	1-0	3	0	0	0/0	0	4.0	8	6	6	7	1	2	0	0	25	.471	0	0	1	1	0
2022	12.10	0-0	7	0	0	0/0	0	9.2	18	13	13	8	9	2	1	0	56	.419	2	2	0	3	0
TOTAL	12.52	1-0	10	0	0	0/0	0	13.2	26	19	19	15	10	4	1	0	81	.433	2	2	1	4	0

#20 BLAISE SCLAFANI RHP R/R SR. 6-6/200 SOUDERTON, PA.

Year	ERA	W-L	App	GS	CG	SHO	SV	IP	H	R	ER	BB	SO	2B	3B	HR	BF	B/Avg	WP	HBP	BK	SFA	SHA
2019*	4.42	1-0	12	0	0	0/0	0	18.1	12	11	9	19	14	2	0	1	60	.200	2	6	0	3	0
2020*	4.76	0-0	4	0	0	0/0	0	5.2	5	4	3	2	5	0	0	0	20	.250	3	2	0	0	0
2021	18.00	0-0	2	0	0	0/0	0	1.0	2	2	2	4	1	0	0	0	10	.500	2	1	0	1	0
2022	0.00	0-0	4	0	0	0/0	0	1.1	2	1	0	3	1	0	0	1	9	.400	0	1	0	0	0
TOTAL	4.78	1-0	22	0	0	0/0	0	26.1	21	18	14	28	21	2	0	0	99	.368	7	10	0	4	0

*At UMass Lowell

#36 TYLER SHINGLEDECKER LHP R/L SR. 6-3/185 HUNTERVILLE, N.C.

Year	ERA	W-L	App	GS	CG	SHO	SV	IP	H	R	ER	BB	SO	2B	3B	HR	BF	B/Avg	WP	HBP	BK	SFA	SHA
2019	4.43	1-1	19	2	0	0/1	1	40.2	31	27	20	27	44	8	1	3	185	.207	4	6	0	1	1
2020	0.64	0-0	5	0	0	0/0	0	14.0	3	1	1	2	20	1	0	0	49	.067	1	1	0	0	1
2021	6.00	2-2	16	1	0	0/1	1	27.0	20	21	18	16	38	3	3	2	123	.196	3	4	0	1	0
2022	3.40	6-2	19	3	0	0/1	1	42.1	41	19	16	14	48	6	2	3	183	.250	5	3	0	0	2
TOTAL	3.99	9-5	59	6	0	0/3	3	124.0	95	68	55	59	150	18	6	8	540	.206	13	14	0	2	4

#41 JOSH SPIEGEL C/1B R/R R-JR. 6-3/206 JEANNETTE, PA.

Year	Avg	GP-GS	AB	R	H	2B	3B	HR	RBI	TB	SLG%	BB	HBP	SO	GDP	OB%	SF	SH	SB-ATT	PO	A	E	FLD%	
2019*																								
2020*	.500	3-0	4	0	2	0	0	0	1	2	.500	0	0	1	0	.500	0	0	0-0	7	0	0	1.000	
2021	.261	38-38	134	19	35	10	1	4	22	59	.440	10	2	43	3	.320	1	2	1-1	134	12	4	.973	
2022	.309	48-46	178	27	55	16	2	7	36	96	.539	18	3	51	4	.378	2	0	0-0	262	10	8	.971	
TOTAL	.291	89-84	316	46	92	26	3	11	59	156	.497	28	5	95	7	.355	3	2	1-1	403	22	12	.973	

#30 ANTHONY STEELE LHP/1B/OF L/L FR. 6-4/225 SHELTON, CONN.

Year	ERA	W-L	APP	GS	CG	SHO	SV	IP	H	R	ER	BB	SO	2B	3B	HR	BF	BAA	WP	HBP	BK	SFA	SHA
2022	15.19	0-0	7	1	0	0/0	0	5.1	10	11	9	7	9	1	1	0	40	.370	2	6	0	0	0
TOTAL	15.19	0-0	7	1	0	0/0	0	5.1	10	11	9	7	9	1	1	0	40	.370	2	6	0	0	0

Year	Avg	GP-GS	AB	R	H	2B	3B	HR	RBI	TB	SLG%	BB	HBP	SO	GDP	OB%	SF	SH	SB-ATT	PO	A	E	FLD%
2022	.247	30-23	81	5	20	1	1	1	7	26	.321	9	1	21	1	.330	0	0	1-1	37	0	3	.925
TOTAL	.247	30-23	81	5	20	1	1	1	7	26	.321	9	1	21	1	.330	0	0	1-1	37	0	3	.925

CAREER STATS

#9 CONNOR THRONEBERRY RHP/IF R/R FR. 6-6/230 ST. LOUIS, MO.

Year	ERA	W-L	APP	GS	CG	SHO	SV	IP	H	R	ER	BB	SO	2B	3B	HR	BF	BAA	WP	HBP	BK	SFA	SHA
2022	-	-	-	-	-	-	-	-	-	-	-	-	-	-	-	-	-	-	-	-	-	-	-
TOTAL	-	-	-	-	-	-	-	-	-	-	-	-	-	-	-	-	-	-	-	-	-	-	-

Year	Avg	GP-GS	AB	R	H	2B	3B	HR	RBI	TB	SLG%	BB	HBP	SO	GDP	OB%	SF	SH	SB-ATT	PO	A	E	FLD%
2022	.333	3-0	3	1	1	0	0	0	0	1	.333	0	0	2	0	.333	0	0	0-0	3	0	0	1.000
TOTAL	.333	3-0	3	1	1	0	0	0	0	1	.333	0	0	2	0	.333	0	0	0-0	3	0	0	1.000

#12 KELLAN TULIO LHP L/L JR. 6-2/215 EMMAUS, PA.

Year	ERA	W-L	App	GS	CG	SHO	SV	IP	H	R	ER	BB	SO	2B	3B	HR	BF	B/Avg	WP	HBP	BK	SFA	SHA
2020*	6.75	0-0	4	0	0	0/0	0	2.2	4	2	2	2	2	0	0	0	13	.364	0	0	1	0	0
2021*	15.43	0-0	4	0	0	0/0	0	2.1	3	4	4	3	1	0	0	0	14	.300	1	1	0	0	0
2022	5.35	2-3	13	9	0	0/0	1	33.2	33	26	20	24	41	5	1	3	160	.260	4	6	0	1	2
TOTAL	6.05	2-3	21	9	0	0/0	1	38.2	37	32	26	29	44	5	1	3	187	.250	5	7	0	1	2

*At Louisville

#14 MATT WOOD C L/R JR. 5-10/190 GIBSONIA, PA.

Year	Avg	GP-GS	AB	R	H	2B	3B	HR	RBI	TB	SLG%	BB	HBP	SO	GDP	OB%	SF	SH	SB-ATT	PO	A	E	FLD%
2020	.314	14-13	51	4	16	1	0	0	5	17	.333	7	1	12	2	.407	0	0	1-1	78	4	2	.976
2021	.295	39-39	139	22	41	10	1	4	21	65	.468	19	3	25	3	.384	3	1	1-5	218	14	4	.983
2022	.402	47-47	169	45	68	13	3	10	48	116	.692	30	6	20	4	.495	5	3	5-8	315	24	8	.977
TOTAL	.348	100-99	359	71	125	24	4	14	74	198	.554	56	10	57	9	.441	8	4	7-14	611	42	14	.979

HEAD COACH ROB COOPER



16

ROB COOPER
MIAMI (FLA.), 1994
OVERALL: 457-470 (17TH YR)
PSU: 171-240 (9TH YR)

Head Coach

The 2022 baseball season is Rob Cooper's ninth as head coach of the Nittany Lion baseball program. Cooper was selected as the 14th head baseball coach in Penn State history on August 9, 2013. Not shy about stating his ultimate goal of returning Penn State to Omaha in June, the Lions have made significant strides under his leadership.

Under his tutelage, 11 players have been drafted and 12 total have signed with MLB teams in the last four seasons with a full draft. However, his strong belief in the first part of the term "student-athlete" is perhaps the top reason he has proven to be an excellent fit at Penn State. Even with state-of-the-art facilities, the chance to take on elite competition and a program history that includes five trips to the College World Series, Cooper cites the value of a Penn State degree as one of the top reasons to play baseball at Penn State.

The Nittany Lions finished the 2021 season with an 18-24 record, playing against exclusively Big Ten opponents. The wins included a 3-2 victory over No. 18 Michigan on March 26 and a series sweep over Michigan State in which Penn State out-scored the Spartans, 39-13. The Nittany Lions also won two series against Rutgers. Penn State scored 10 or more runs in six games, Penn State's most against Big Ten opponents since 2008 (8) and the most in a season since 2016.

Penn State led the Big Ten in doubles (93) and doubles per game (2.21), ranking 10th in the country in doubles per game. The Nittany Lions sat third in the conference in batting average (.269). Penn State hit 34 home runs, its most since 2012, and had five players with four or more homers.

Sophomore Matt Wood collected Second Team All-Big Ten honors, batting .295 with four homers and 21 RBI. Wood became the fifth All-Big Ten selection under Cooper. Senior Gavin Homer led the Nittany Lions with a .310 batting average, a .429 on-base percentage and tied with Johnny Piacentino for the team-lead in runs (30). Junior Justin Williams hit .302 and paced Penn State with 48 hits. Piacentino led the squad with eight homers and 32 RBI to go with a team-best .525 slugging percentage.

Senior Kyle Virbitsky paced the Penn State rotation with a 4.17 ERA, five wins, 77.2 innings pitched and 88 strikeouts. Virbitsky ranked seventh in the Big Ten in strikeouts and third in strikeout-to-walk ratio (4.40). His 88 strikeouts are tied for the 10th-most in a season at Penn State. Senior Conor Larkin earned three wins and 69 strikeouts in 63.2 innings and fellow senior Bailey Dees was responsible for four wins and 53 strikeouts in 66 innings.

The Nittany Lions continued their success in the classroom with a program-record 19 players earning Academic All-Big Ten accolades.

Penn State had four players drafted from the 2021 squad. Larkin was selected in the ninth round (272nd overall) by the Toronto Blue Jays. Williams was a 17th round selection (508th overall) by the Houston Astros and Kyle Virbitsky followed, being selected 518th overall by the Oakland A's. Bailey Dees was drafted in the 18th round (543rd overall) by the New York Yankees. All three members of the starting rotation were drafted, making Penn State one of only four schools to accomplish that in 2021.

It marked the third time in program history that Penn State had four or more players selected in a single year and the second time that Penn State had three pitchers selected in a draft. The Nittany Lions have had eight pitchers drafted since 2016. The four selections were double of any other Pennsylvania school and three of the draftees are Pennsylvania natives.

Penn State was off to a 10-5 start in 2020 before the COVID-19 pandemic canceled the remainder of the season. Penn State was among the conference leaders offensively, ranking second in on-base percentage (.394), slugging (.422), triples (7), doubles (30), third in batting average (.289) and walks (77), and fourth in scoring (6.7 runs/game) and runs (100). On the mound, Penn State ranked sixth in the NCAA with a 1.01 WHIP and also eighth with a 2.16 team ERA. The Nittany Lions also ranked 15th with 6.33 hits allowed per nine innings and 18th with a 3.63 strikeout-to-walk ratio.

Penn State baseball's trip to Cuba prior to the 2016 season is perhaps the best example of Cooper's commitment to the first part of the "student-athlete" term. The Nittany Lions attended academic lectures and toured Havana, becoming the first NCAA Division I team to compete against a Cuban National Series team, the first U.S. team at any level to defeat a Cuban National Series team, the first U.S. baseball team to play in Cuba since restoration of diplomatic ties with Cuba, the second NCAA team to play in Cuba since restoration of diplomatic ties (Coastal Carolina men's basketball, August 2015) and the fifth NCAA Division I baseball team to compete in post-revolutionary Cuba. The harmony between academics and athletics was on full display, as multiple Penn State professors and a group of journalism students also joined the travel party.

The rare, once-in-a-lifetime experience helped bring a young Penn State team together, and the Lions went on to earn their first winning record (overall and in conference) since 2012. The starting lineup included at least three freshmen in all but six games and five to six freshmen in 19 games, and took on nine eventual NCAA tournament teams, including a three-game series at home against College World Series participant TCU. The Lions' 28 wins were a 10-win improvement over the previous season, and its 12 Big Ten wins doubled the 2015 total. Haley and Anderson were the first drafted out of Penn State since 2012, and Anderson and senior outfielder Greg Guers became the program's first All-Big Ten picks also since 2012. Pitcher Justin Hagenman became Penn State's first Louisville Slugger Freshman All-American since 1997.

Shortly after Cooper accepted the PSU head coaching position in 2014, the California native traveled to Taichung, Taiwan to serve as the head coach of USA Baseball's 18U National Team at the IBAF U18 World Cup. Cooper steered Team USA to an 8-1 record in World Cup play, including seven consecutive victories to win the gold medal.

Not long after the triumph in Taiwan, Cooper received one of the highest honors bestowed in the profession, as he was announced as the Rod Dedeaux USA Baseball Coach of the Year. With the honor, Cooper became just the 16th individual in the award's history to receive the accolade, joining the likes of Scott Brosius, Davey Johnson and Tommy Lasorda.

Cooper was also a member of the coaching staff for the 2007 and 2009 USA College National teams. The 2007 team earned a silver medal at the Pan Am Games in Rio de Janeiro, Brazil. Fourteen of the 20 players on the 2007 team reached the Major Leagues, including 2013 All-Star Pedro Alvarez. Fourteen of the 22 members of the 2009 team also reached the Major Leagues, including three-time All-Star Gerrit Cole.

Cooper brought an accomplished resume to Penn State that included three NCAA Tournament appearances as a head coach at Wright State and five more at various stops as an assistant coach, including two trips to the College World Series with Miami (Florida). Cooper was twice named the Horizon League Coach of the Year and guided Wright State to three league tournament championships and two regular-season championships after the team suffered six losing seasons in the seven years before his arrival.

Cooper began his coaching career at national power Miami, spending two seasons (1994-95) as a student/graduate assistant on the Hurricanes' staff. While at Miami, Cooper helped the Hurricanes to College World Series berths in 1994 and 1995. Cooper spent the 1996 season as an assistant and team academic coordinator at Wake Forest, then moved on to Tulane for the next two seasons, serving as the Green Wave's hitting coach. In 1997, the Green Wave won the Conference USA regular-season crown, and in 1998, they advanced to the NCAA Tournament. Cooper left Tulane following the 1998 season and returned to Sacramento City College, where he starred in the early 1990's before lettering at Miami in 1993.

Along with his college coaching experience, Cooper also was an associate scout for the Los Angeles Dodgers from 1990-92 and has been selected to four coaching stints with USA Baseball in 2000, 2007, 2009 and 2013.

Cooper earned his bachelor's degree in psychology from Miami in 1994 and a master's in sports sciences/administration from Miami in 1996. He is married to his wife, Maureen, and has two sons, Jake and Tyson, who are both current members of the Penn State baseball team.

OVERALL STATS

The Automated ScoreBook
 Overall Statistics for Penn State (as of May 15, 2022)
 (All games Sorted by Batting avg)

Record: 24-24 Home: 13-7 Away: 6-12 Neutral: 5-5 Conference: 11-10

Player	avg	gp-gs	ab	r	h	2b	3b	hr	rbi	tb	slg%	bb	hp	so	gdp	ob%	sf	sh	sb-att	po	a	e	fld%	
14 Wood, Matt	.402	47-47	169	45	68	13	3	10	48	117	.692	30	6	20	4	.495	5	3	5-8	315	24	8	.977	
1 Harry, Jay	.339	47-46	186	36	63	9	2	5	24	91	.489	16	6	23	0	.407	1	0	4-7	57	141	8	.961	
41 Spiegel, Josh	.309	48-46	178	27	55	16	2	7	36	96	.539	18	3	51	4	.378	2	0	0-0	262	10	8	.971	
22 Piacentino, Johnny	.267	34-34	131	14	35	6	3	2	22	53	.405	14	3	32	4	.344	3	1	1-1	57	0	1	.983	
3 Bartels, Cole	.266	48-48	184	34	49	8	0	2	20	63	.342	24	9	18	2	.373	3	0	3-4	234	12	2	.992	
2 Hannon, Kyle	.248	29-27	105	14	26	5	1	3	13	42	.400	6	2	26	3	.301	0	0	4-4	26	59	11	.885	
7 Pittaro, C.J.	.247	28-22	77	14	19	3	0	0	10	22	.286	10	1	20	1	.341	0	0	1-2	15	32	5	.904	
35 Gerlott, Billy	.244	47-44	164	22	40	10	2	6	29	72	.439	17	5	43	6	.330	2	0	4-6	61	3	0	1.000	
30 Steele, Anthony	.241	29-23	83	5	20	1	1	1	7	26	.313	11	1	23	1	.337	0	0	1-1	38	0	3	.927	
19 Cease, Derek	.222	35-21	72	14	16	2	0	0	5	18	.250	15	0	15	1	.356	0	0	3-3	30	65	6	.941	
13 Kelley, Tayven	.196	43-40	158	17	31	6	3	0	17	43	.272	6	1	62	4	.230	0	0	2-3	87	2	5	.947	

9 Throneberry, Connor	.333	3-0	3	1	1	0	0	0	0	1	.333	0	0	2	0	.333	0	0	0-0	3	0	0	1.000	
40 Kailher, Ben	.211	28-20	71	11	15	1	0	0	2	16	.225	15	2	17	0	.364	0	0	5-7	23	50	4	.948	
4 Cooper, Tyson	.111	19-10	36	3	4	0	0	0	0	4	.111	6	0	7	1	.238	0	2	0-2	53	12	2	.970	
23 Cooper, Jake	.000	8-4	14	0	0	0	0	0	0	0	.000	0	0	6	0	.000	0	1	0-0	1	10	1	.917	
15 Franks, Brendan	.000	9-0	5	0	0	0	0	0	0	0	.000	1	0	2	1	.167	0	0	0-0	0	0	0	.000	
46 Burke, Noah	.000	6-0	5	0	0	0	0	0	0	0	.000	1	1	3	0	.286	0	0	0-0	0	0	0	.000	
34 Paltridge, Richie	.000	1-0	1	0	0	0	0	0	0	0	.000	0	0	1	0	.000	0	0	0-0	1	0	0	1.000	
Totals	.269	48	1642	257	442	80	17	36	233	664	.404	190	40	371	32	.356	16	7	33-48	1278	481	71	.961	
Opponents	.278	48	1685	322	468	75	21	27	275	666	.395	219	56	447	32	.376	14	27	59-69	1261	478	50	.972	

LOB - Team (377), Opp (401). DPs turned - Team (37), Opp (34). IBB - Team (5), Wood, M. 5, Opp (2). Picked off - Pittaro, CJ 1, Cease, D. 1, Hannon, K. 1, Kelley, T. 1.

(All games Sorted by Earned run avg)

Player	era	w-l	app	gs	cg	sho	sv	ip	h	r	er	bb	so	2b	3b	hr	b/avg	wp	hp	bks	sfa	sha
24 Henline, Jaden	4.28	2-2	15	6	1	0/1	3	54.2	61	33	26	13	53	15	3	5	.284	5	2	0	1	2
33 Luensmann, Travis	4.98	2-3	13	11	0	0/0	1	59.2	63	40	33	31	70	4	3	3	.269	6	4	0	3	5

49 DeMell, Ben	0.00	0-0	1	0	0	0/0	0	1.2	1	0	0	3	2	0	0	0	.167	0	1	0	0	0
20 Sclafani, Blaise	0.00	0-0	4	0	0	0/0	0	1.1	2	1	0	3	1	0	0	1	.400	0	1	0	0	0
19 Cease, Derek	0.00	0-0	1	0	0	0/0	0	1.0	1	1	0	3	1	0	0	0	.250	0	0	0	0	0
36 Shingledecker, Tyler	3.40	6-2	19	3	0	0/1	1	42.1	41	19	16	14	48	6	2	3	.250	5	3	0	0	2
37 Morales, Jordan	4.41	3-0	23	0	0	0/0	0	32.2	38	21	16	9	49	5	1	3	.286	5	2	3	0	3
18 Mellott, Mason	5.31	3-4	19	4	0	0/1	2	39.0	37	26	23	15	31	6	3	2	.245	5	4	0	1	5
12 Tulio, Kellan	5.35	2-3	13	9	0	0/0	1	33.2	30	26	20	24	41	5	1	3	.236	4	6	0	1	2
29 Kohls, Carson	5.40	1-0	14	1	0	0/0	0	25.0	25	19	15	17	21	1	2	1	.275	5	4	0	0	2
25 Renner, Chase	5.40	2-2	10	1	0	0/0	1	13.1	11	8	8	12	17	4	0	0	.234	4	1	0	0	2
21 Miller, Steven	5.77	3-2	18	2	0	0/0	1	34.1	43	23	22	14	30	6	1	3	.307	3	3	0	1	0
27 Molsky, Tommy	7.21	0-6	13	10	0	0/0	1	43.2	53	47	35	19	39	11	2	3	.288	7	9	0	2	2
31 Partridge, Ryan	7.50	0-0	18	0	0	0/0	0	18.0	20	15	15	15	17	5	1	0	.290	3	5	0	2	1
17 Gregory, Seneca	10.80	0-0	6	0	0	0/0	0	6.2	10	9	8	4	7	2	0	0	.345	1	2	0	0	1
11 Rogers, Chad	12.10	0-0	7	0	0	0/0	0	9.2	18	13	13	8	8	2	1	0	.419	2	2	0	3	0
10 Folds, Tanner	14.73	0-0	6	0	0	0/0	0	3.2	2	7	6	6	3	1	0	0	.154	1	1	0	0	0
30 Steele, Anthony	15.19	0-0	7	1	0	0/0	0	5.1	10	11	9	7	9	1	1	0	.370	2	6	0	0	0
8 DeMarco, Patrick	81.00	0-0	1	0	0	0/0	0	0.1	2	3	3	2	0	1	0	0	.667	1	0	0	0	0
Totals	5.66	24-24	48	48	1	1/1	11	426.0	468	322	268	219	447	75	21	27	.278	59	56	3	14	27
Opponents	4.80	24-24	48	48	0	3/3	8	420.1	442	257	224	190	371	80	17	36	.269	42	40	13	16	7

PB - Team (12), Wood, M. 6, Cooper, T. 4, Spiegel, J. 2, Opp (8). Pickoffs - Team (5), Kohls, C. 2, Miller, S. 1, Luensmann, T 1, Mellott, M. 1, Opp (3). SBA/ATT - Wood, M. (46-53), Spiegel, J. (12-13), Luensmann, T (9-11), Tulio, K. (9-9), Miller, S. (6-7), Kohls, C. (5-6), Molsky, T. (5-5), Mellott, M. (5-5), Henline, J. (3-5), Rogers, C. (5-5), Shingledeck (4-4),

CONFERENCE STATS

The Automated ScoreBook
 Conference statistics for Penn State (as of May 15, 2022)
 (Conference games only Sorted by Batting avg)

Record: 11-10 Home: 6-3 Away: 5-7 Conference: 11-10

Player	avg	gp-gs	ab	r	h	2b	3b	hr	rbi	tb	slg%	bb	hp	so	gdp	ob%	sf	sh	sb-att	po	a	e	fld%	
14 Wood, Matt	.443	21-21	79	18	35	7	2	6	27	64	.810	10	2	8	0	.490	5	2	2-4	178	14	2	.990	
1 Harry, Jay	.372	21-21	86	21	32	6	2	4	9	54	.628	6	3	12	0	.427	1	0	0-2	32	62	4	.959	
7 Pittaro, C.J.	.300	13-11	40	8	12	2	0	0	4	14	.350	5	0	9	1	.378	0	0	0-0	7	16	3	.885	
41 Spiegel, Josh	.289	21-20	83	13	24	7	1	4	20	45	.542	5	2	24	0	.341	1	0	0-0	74	1	0	1.000	
22 Piacentino, Johnny	.268	21-21	82	10	22	3	2	2	13	35	.427	8	3	23	3	.347	2	0	0-0	39	0	1	.975	
13 Kelley, Tayven	.246	17-14	57	10	14	4	2	0	7	22	.386	3	0	26	0	.283	0	0	2-2	27	1	1	.966	
35 Gerlott, Billy	.237	21-19	76	14	18	5	1	6	18	43	.566	6	1	15	4	.298	1	0	2-2	25	1	0	1.000	
40 Kailher, Ben	.235	12-9	34	4	8	0	0	0	2	8	.235	5	0	9	0	.333	0	0	1-2	13	24	3	.925	
3 Bartels, Cole	.235	21-21	81	17	19	4	0	1	7	26	.321	11	6	6	2	.364	1	0	1-1	132	7	2	.986	
30 Steele, Anthony	.212	13-9	33	1	7	0	0	0	3	7	.212	6	0	10	1	.333	0	0	0-0	1	0	0	1.000	
19 Cease, Derek	.167	18-13	42	7	7	1	0	0	3	8	.190	9	0	12	1	.314	0	0	1-1	16	44	5	.923	

2 Hannon, Kyle	.167	7-6	30	5	5	0	0	3	5	14	.467	0	0	9	0	.167	0	0	1-1	3	13	3	.842	
4 Cooper, Tyson	.125	10-4	16	1	2	0	0	0	0	2	.125	2	0	4	0	.222	0	0	0-0	7	7	2	.875	
15 Franks, Brendan	.000	4-0	2	0	0	0	0	0	0	0	.000	0	0	1	1	.000	0	0	0-0	0	0	0	.000	
23 Cooper, Jake	.000	1-0	1	0	0	0	0	0	0	0	.000	0	0	0	0	.000	0	0	0-0	0	0	0	.000	
46 Burke, Noah	.000	2-0	1	0	0	0	0	0	0	0	.000	1	0	0	0	.500	0	0	0-0	0	0	0	.000	
Totals	.276	21	743	129	205	39	10	26	118	342	.460	77	17	168	13	.353	11	2	10-15	561	225	30	.963	
Opponents	.299	21	753	144	225	43	8	19	123	341	.453	84	28	186	13	.386	7	14	33-41	562	210	21	.974	

LOB - Team (159), Opp (181). DPs turned - Team (16), Opp (14). IBB - Team (4), Wood, M. 4, Opp (2).

(Conference games only Sorted by Earned run avg)

Player	era	w-l	app	gs	cg	sho	sv	ip	h	r	er	bb	so	2b	3b	hr	b/avg	wp	hp	bks	sfa	sha
33 Luensmann, Travis	3.45	2-1	7	5	0	0/0	1	31.1	28	14	12	13	32	3	0	0	.241	4	3	0	2	3
36 Shingledecker, Tyler	3.57	3-1	8	1	0	0/0	1	22.2	22	10	9	11	29	4	2	2	.244	5	3	0	0	0
24 Henline, Jaden	5.24	1-1	7	6	1	0/0	0	34.1	44	23	20	9	28	14	2	4	.321	3	2	0	1	2
18 Mellott, Mason	5.64	1-2	10	0	0	0/0	1	22.1	22	15	14	6	18	3	2	2	.244	5	2	0	0	3

20 Sclafani, Blaise	0.00	0-0	1	0	0	0/0	0	0.1	0	0	0	0	1	0	0	0	.000	0	0	0	0	0
31 Partridge, Ryan	3.86	0-0	5	0	0	0/0	0	4.2	4	2	2	2	4	1	0	0	.235	0	2	0	0	0
37 Morales, Jordan	5.27	0-0	10	0	0	0/0	0	13.2	21	10	8	4	18	3	0	3	.350	5	0	3	0	2
12 Tulio, Kellan	6.75	1-2	7	4	0	0/0	1	17.1	19	19	13	14	25	3	1	3	.275	3	5	0	1	1
25 Renner, Chase	6.75	0-1	3	1	0	0/0	0	4.0	7	3	3	0	3	2	0	0	.412	1	1	0	0	1
21 Miller, Steven	7.71	3-1	10	2	0	0/0	0	18.2	28	16	16	9	14	5	0	3	.350	3	1	0	1	0
29 Kohls, Carson	9.53	0-0	3	0	0	0/0	0	5.2	4	6	6	6	3	0	0	1	.211	2	1	0	0	1
27 Molsky, Tommy	10.12	0-1	3	2	0	0/0	0	8.0	10	10	9	5	7	2	0	1	.323	4	4	0	1	1
30 Steele, Anthony	16.20	0-0	2	0	0	0/0	0	1.2	3	4	3	2	2	1	0	0	.375	0	4	0	0	0
17 Gregory, Seneca	36.00	0-0	1	0	0	0/0	0	1.0	5	4	4	1	1	0	0	0	.714	1	0	0	0	0
11 Rogers, Chad	54.00	0-0	2	0	0	0/0	0	1.1	8	8	8	2	1	2	1	0	.727	2	0	0	1	0
Totals	6.11	11-10	21	21	1	0/0	4	187.0	225	144	127	84	186	43	8	19	.299	38	28	3	7	14
Opponents	5.38	10-11	21	21	0	1/1	1	187.1	205	129	112	77	168	39	10	26	.276	18	17	5	11	2

PB - Team (3), Wood, M. 3, Opp (6). Pickoffs - Team (1), Luensmann, T 1. SBA/ATT - Wood, M. (32-39), Luensmann, T (7-9), Miller, S. (6-6), Tulio, K. (6-6), Henline, J. (3-5), Mellott, M. (5-5), Shingledeck (3-3), Morales, J. (0-2), Rogers, C. (2-2), Renner, C. (0-1), Gregory, S. (0-1), Spiegel, J. (1-1), Molsky, T. (1-1).

RADIO/TV ROSTER



1 Jay Harry
IF, So.



2 Kyle Hannon
IF/OF, So.



3 Cole Bartels
OF/IF, Gr.



4 Tyson Cooper
C/IF, R-So.



5 Carson Ertter
OF, Jr.



6 Joe Nastasi
RHP, So.



7 C.J. Pittaro
IF, So.



9 Connor Throneberry
IF/RHP, Fr.



11 Chad Rogers
RHP, So.



12 Kellan Tulio
LHP, Jr.



13 Tayven Kelley
OF, Jr.



14 Matt Wood
C, Jr.



15 Brenden Franks
IF/RHP, Jr.



17 Seneca Gregory
RHP, Fr.



18 Mason Mellott
RHP, Gr.



19 Derek Cease
IF/RHP, Fr.



20 Blaise Sclafani
RHP, Sr.



21 Steven Miller
RHP, Sr.



22 Johnny Piacentino
OF, Jr.



23 Jake Cooper
IF, Fr.



24 Jaden Henline
RHP, So.



25 Chase Renner
RHP, Fr.



27 Tommy Molsky
RHP, Fr.



28 Hutch Gagnon
LHP, Sr.



29 Carson Kohls
RHP, So.



30 Anthony Steele
LHP/IB/OF, Fr.



31 Ryan Partridge
LHP, Jr.



33 Travis Luensmann
RHP, So.



34 Richie Paltridge
OF/IF, Gr.



35 Billy Gerlott
OF/IF, So.



36 Tyler Shingledecker
LHP, Sr.



37 Jordan Morales
LHP, Jr.



40 Ben Kailher
IF, Jr.



41 Josh Spiegel
C/IB, R-Jr.



46 Noah Burke
OF, Fr.



49 Ben DeMell
RHP/IF, Fr.