

NCAA Gymnastics Score Sheet

Teams: Home *Iowa

Visitor Arizona State

Date Mar 3, 2018

Place University Of Iowa

Attendance

448

Name		D	1	2	3	4	nd	AVE	Name		D	1	2	3	4	nd	AVE
FLOOR	1 Brandon Wong	115	4.60	7.70	7.70			12.300	1 Kirk Malm	311	4.60	8.00	7.70				12.450
	2 Andrew Herrador	104	4.80	8.60	8.30			13.250	2 Nikita Latman	304	4.30	8.80	8.60				13.000
	3 Bennet Huang	106	5.10	7.30	7.00			12.250	3 Ryan Dietzman	308	4.80	8.20	8.30				13.050
	4 Dylan Ellsworth	103	5.00	8.50	8.20			13.350	4 Riley Ward	305	5.20	7.40	7.20				12.500
	5 Mark Springett	111	5.30	8.60	8.60			13.900	5 Daniel Bronnenberg	303	5.10	8.10	7.80				13.050

Floor Score: 65.050 Running Score: 65.050 Floor Score: 64.050 Running Score: 64.050

Pommel	1 Kevin Johnson	107	5.00	8.20	8.20			13.200	1 Kirk Malm	311	4.00	6.90	7.00				10.950
	2 Bennet Huang	106	5.10	8.50	8.50			13.600	2 Nikita Latman	304	4.30	7.80	7.50				11.950
	3 Nick Merryman	109	4.90	8.40	8.50			13.350	3 Austin Kane	301	4.30	5.40	4.80				9.400
	4 Elijah Parsells	110	5.30	7.70	7.80			13.050	4 Kiwan Watts	314	4.60	8.00	7.60				12.400
	5 Austin Hodges	105	5.60	8.50	8.40			14.050	5 Zeke Howald	306	4.50	6.60	6.60				11.100

Pommel Score: 67.250 Running Score: 132.300 Pommel Score: 55.800 Running Score: 119.850

Rings	1 Addison Chung	102	4.50	9.20	9.00			13.600	1 Nikita Latman	304	3.50	7.70	8.00				11.350
	2 Rogelio Vazquez	114	4.90	8.90	8.70			13.700	2 Peyton Gaston	312	3.90	8.60	8.30				12.350
	3 Dylan Ellsworth	103	4.90	8.80	8.90			13.750	3 Will Bughi	313	4.30	7.90	7.50				12.000
	4 Jake Brodarzon	101	5.30	8.90	8.80			14.150	4 Kiwan Watts	314	4.90	8.90	8.70				13.700
	5 Mark Springett	111	5.40	8.60	8.70			14.050	5 Riley Ward	305	4.70	7.40	7.80				12.300

Rings Score: 69.250 Running Score: 201.550 Rings Score: 61.700 Running Score: 181.550

Vault	1 Kulani Taylor	112	4.80	8.90	9.00		-0.1	13.650	1 Riley Ward	305	4.00	9.30	9.40				13.350
	2 Andrew Herrador	104	4.00	9.50	9.60			13.550	2 Ryan Dietzman	308	4.00	9.50	9.40				13.450
	3 Addison Chung	102	4.80	9.00	9.20		-0.3	13.600	3 Peyton Gaston	312	4.80	9.10	9.10			-0.1	13.800
	4 Bennet Huang	106	4.80	9.00	8.90			13.750	4 Kiwan Watts	314	4.80	8.80	8.90				13.650
	5 Dylan Ellsworth	103	5.30	9.50	9.50			14.800	5 Daniel Bronnenberg	303	4.80	9.40	9.30				14.150

Vault Score: 69.350 Running Score: 270.900 Vault Score: 68.400 Running Score: 249.950

P Bar	1 Jake Brodarzon	101	4.90	9.10	8.90			13.900	1 Nikita Latman	304	3.90	8.90	9.10				12.900
	2 Nick Merryman	109	4.50	8.60	8.70			13.150	2 Andre Pelletier	307	3.90	8.70	8.70				12.600
	3 Dylan Ellsworth	103	5.10	9.00	9.20			14.200	3 Zeke Howald	306	4.10	8.90	8.90				13.000
	4 Austin Hodges	105	4.70	9.40	9.30			14.050	4 Caleb Rodriguez	309	3.90	8.40	8.70				12.450
	5 Rogelio Vazquez	114	5.00	8.10	7.80			12.950	5 Kiwan Watts	314	5.20	8.30	8.40				13.550

P. Bar Score: 68.250 Running Score: 339.150 P. Bar Score: 64.500 Running Score: 314.450

H Bar	1 Andrew Herrador	104	5.00	8.50	8.70			13.600	1 Nikita Latman	304	3.70	7.80	7.90				11.550
	2 Nick Merryman	109	4.60	7.50	7.80			12.250	2 Andre Pelletier	307	4.10	8.20	8.00				12.200
	3 Rogelio Vazquez	114	4.70	8.70	8.40			13.250	3 Caleb Rodriguez	309	4.20	7.20	7.50				11.550
	4 Austin Hodges	105	5.10	8.00	7.90			13.050	4 Kirk Malm	311	4.50	8.60	8.50				13.050
	5 Bennet Huang	106	4.40	8.20	8.50			12.750	5 Kiwan Watts	314	4.70	8.60	8.70				13.350

H. Bar Score: 64.900 Running Score: 404.050 H. Bar Score: 61.700 Running Score: 376.150

Final Team Score: 404.050

Final Team Score: 376.150

All-Arounders

All-Arounders

	Ellsworth	Huang
FX	13.350	12.250
PH	12.000	13.600
SR	13.750	13.400
VT	14.800	13.750
PB	14.200	13.150
HB	12.250	12.750
AA	80.350	78.900

	Latman
	13.000
	11.950
	11.350
	12.800
	12.900
	11.550
	73.550

Judge's Signatures * FX

* PH

* SR

* VT

* PB

* HB

* Head Judge

FX

PH

SR

VT

PB

HB

Coach's Signature

Coach's Signature

NCAA Gymnastics Score Sheet

Teams: Home Penn State Visitor _____

Date Mar 3, 2018 Place University Of Iowa Attendance 448

Name		D	1	2	3	4	nd	AVE	Name	D	1	2	3	4	nd	AVE
FLOOR	1 Wyatt Tyndall	217	5.00	7.10	6.70			11.900								
	2 Quest Hayden	209	4.40	8.10	8.40		-0.1	12.550								
	3 Joshua Smith	214	5.30	7.80	7.50			12.950								
	4 Chris Sands	213	5.40	8.90	8.90			14.300								
	5 Brennan Pantazis	211	5.50	8.40	8.40			13.900								

Floor Score: 65.600 Running Score: 65.600 Floor Score: 0.000 Running Score: 0.000

Pommel	1 Alex Frack	207	5.00	7.50	7.80			12.650								
	2 Jack Baldwin	201	4.90	8.40	8.00			13.100								
	3 Michael Burns	203	4.90	7.60	8.10			12.750								
	4 Colin Coates	205	5.00	7.60	8.00			12.800								
	5 Stephen Nedoroscik	210	5.20	8.00	8.00			13.200								

Pommel Score: 64.500 Running Score: 130.100 Pommel Score: 0.000 Running Score: 0.000

RINGS	1 Brayden Borromeo	202	4.50	8.60	8.70			13.150								
	2 Greg Tamargo	215	5.40	8.60	8.90			14.150								
	3 Issac Hammett	208	5.20	8.50	8.40			13.650								
	4 Chris Sands	213	5.50	8.10	8.40			13.750								
	5 Noah Roberson	212	5.50	8.70	9.00			14.350								

Rings Score: 69.050 Running Score: 199.150 Rings Score: 0.000 Running Score: 0.000

VAULT	1 Alex Thomason	216	4.00	9.40	9.40		-0.1	13.300								
	2 Brayden Borromeo	202	4.80	9.50	9.40		-0.1	14.150								
	3 Brennan Pantazis	211	4.80	9.00	9.20		-0.1	13.800								
	4 Wyatt Tyndall	217	4.80	9.00	8.80		-0.3	13.400								
	5 Joshua Smith	214	5.20	9.40	9.40			14.600								

Vault Score: 69.250 Running Score: 268.400 Vault Score: 0.000 Running Score: 0.000

P. BAR	1 Alex Thomason	216	4.80	8.90	9.10			13.800								
	2 Alex Frack	207	5.00	8.80	8.60			13.700								
	3 Michael Burns	203	5.00	8.70	8.40			13.550								
	4 Brennan Pantazis	211	4.90	8.20	8.00			13.000								
	5 Wyatt Tyndall	217	4.90	9.20	9.40			14.200								

P. Bar Score: 68.250 Running Score: 336.650 P. Bar Score: 0.000 Running Score: 0.000

H. BAR	1 Alex Frack	207	4.80	7.70	8.00			12.650								
	2 Alex Thomason	216	4.20	5.40	4.90			9.350								
	3 Chris Sands	213	4.80	7.20	7.30			12.050								
	4 Michael Burns	203	5.00	8.20	8.00			13.100								
	5 Wyatt Tyndall	217	5.00	7.90	7.60			12.750								

H. Bar Score: 59.900 Running Score: 396.550 H. Bar Score: 0.000 Running Score: 0.000

Final Team Score: 396.550

Final Team Score: 0.000

All-Arounders

All-Arounders

FX																
PH																
SR																
VT																
PB																
HB																
AA																







Judge's Signatures *FX [Signature] *PH [Signature] *SR [Signature] *VT [Signature] *PB [Signature] *HB [Signature]
 * Head Judge FX [Signature] PH [Signature] SR [Signature] VT [Signature] PB [Signature] HB [Signature]
 Coach's Signature [Signature] 9:03PM Coach's Signature _____

Iowa Vs. Penn State Vs. Arizona State

Team Results

Men / C
Session: 1

Mar 3, 2018

Rank	Gym	Team	Score						
1	IOWA	IOW	404.050	65.050 2	67.250 1	69.250 1	69.350 1	68.250 1T	64.900 1
2	PSU	PSU	396.550	65.600 1	64.500 2	69.050 2	69.250 2	68.250 1T	59.900 3
3	ASU	ASU	376.150	64.050 3	55.800 3	61.700 3	68.400 3	64.500 3	61.700 2

Iowa Vs. Penn State Vs. Arizona State

Event Results - Floor

Mar 3, 2018

Page: 1
Printed: 3/3/2018 9:06 PM

Men / C
Session: 1



Rank	Num	Name	Gym	Diff	Exec	ND	Score	Out
1	213	Chris Sands	PSU	5.400	8.900	..	14.300	0.000
2T	111	Mark Springett	IOWA	5.300	8.600	..	13.900	0.400
2T	211	Brennan Pantazis	PSU	5.500	8.400	..	13.900	0.400
4	103	Dylan Ellsworth	IOWA	5.000	8.350	..	13.350	0.950
5	104	Andrew Herrador	IOWA	4.800	8.450	..	13.250	1.050
6T	308	Ryan Dietzman	ASU	4.800	8.250	..	13.050	1.250
6T	303	Daniel Bronnenberg	ASU	5.100	7.950	..	13.050	1.250
8	304	Nikita Latman	ASU	4.300	8.700	..	13.000	1.300
9	214	Joshua Smith	PSU	5.300	7.650	..	12.950	1.350
10	209	Quest Hayden	PSU	4.400	8.250	-0.1	12.550	1.750
11	305	Riley Ward	ASU	5.200	7.300	..	12.500	1.800
12	311	Kirk Malm	ASU	4.600	7.850	..	12.450	1.850
13	115	Brandon Wong	IOWA	4.600	7.700	..	12.300	2.000
14	106	Bennet Huang	IOWA	5.100	7.150	..	12.250	2.050
15	217	Wyatt Tyndall	PSU	5.000	6.900	..	11.900	2.400

Iowa Vs. Penn State Vs. Arizona State

Event Results - Pommel

Mar 3, 2018

Page: 1
Printed: 3/3/2018 9:07 PM

Men / C
Session: 1



Rank	Num	Name	Gym	Diff	Exec	ND	Score	Out
1	105	Austin Hodges	IOWA	5.600	8.450	..-	14.050	0.000
2	106	Bennet Huang	IOWA	5.100	8.500	..-	13.600	0.450
3	109	Nick Merryman	IOWA	4.900	8.450	..-	13.350	0.700
4T	107	Kevin Johnson	IOWA	5.000	8.200	..-	13.200	0.850
4T	210	Stephen Nedoroscik	PSU	5.200	8.000	..-	13.200	0.850
6	201	Jack Baldwin	PSU	4.900	8.200	..-	13.100	0.950
7	110	Elijah Parsells	IOWA	5.300	7.750	..-	13.050	1.000
8	205	Colin Coates	PSU	5.000	7.800	..-	12.800	1.250
9	203	Michael Burns	PSU	4.900	7.850	..-	12.750	1.300
10	207	Alex Frack	PSU	5.000	7.650	..-	12.650	1.400
11	314	Kiwan Watts	ASU	4.600	7.800	..-	12.400	1.650
12	103	Dylan Ellsworth	IOWA	4.200	7.800	..-	12.000	2.050
13	304	Nikita Latman	ASU	4.300	7.650	..-	11.950	2.100
14	306	Zeke Howald	ASU	4.500	6.600	..-	11.100	2.950
15	311	Kirk Malm	ASU	4.000	6.950	..-	10.950	3.100
16	301	Austin Kane	ASU	4.300	5.100	..-	9.400	4.650

Iowa Vs. Penn State Vs. Arizona State

Event Results - Rings

Mar 3, 2018

Page: 1
Printed: 3/3/2018 9:07 PM

Men / C
Session: 1



Rank	Num	Name	Gym	Diff	Exec	ND	Score	Out
1	212	Noah Roberson	PSU	5.500	8.850	..	14.350	0.000
2T	101	Jake Brodarzon	IOWA	5.300	8.850	..	14.150	0.200
2T	215	Greg Tamargo	PSU	5.400	8.750	..	14.150	0.200
4	111	Mark Springett	IOWA	5.400	8.650	..	14.050	0.300
5T	103	Dylan Ellsworth	IOWA	4.900	8.850	..	13.750	0.600
5T	213	Chris Sands	PSU	5.500	8.250	..	13.750	0.600
7*	314	Kiwan Watts	ASU	4.900	8.800	..	13.700	0.650
7*	114	Rogelio Vazquez	IOWA	4.900	8.800	..	13.700	0.650
9	208	Issac Hammett	PSU	5.200	8.450	..	13.650	0.700
10	102	Addison Chung	IOWA	4.500	9.100	..	13.600	0.750
11	106	Bennet Huang	IOWA	4.400	9.000	..	13.400	0.950
12	202	Brayden Borromeo	PSU	4.500	8.650	..	13.150	1.200
13	312	Peyton Gaston	ASU	3.900	8.450	..	12.350	2.000
14	305	Riley Ward	ASU	4.700	7.600	..	12.300	2.050
15	313	Will Bughi	ASU	4.300	7.700	..	12.000	2.350
16	304	Nikita Latman	ASU	3.500	7.850	..	11.350	3.000

Iowa Vs. Penn State Vs. Arizona State

Event Results - Vault

Mar 3, 2018

Page: 1
Printed: 3/3/2018 9:07 PM

Men / C
Session: 1



Rank	Num	Name	Gym	Diff	Exec	ND	Score	Out
1	103	Dylan Ellsworth	IOWA	5.300	9.500	..	14.800	0.000
2	214	Joshua Smith	PSU	5.200	9.400	..	14.600	0.200
3T	202	Brayden Borromeo	PSU	4.800	9.450	-0.1	14.150	0.650
3T	303	Daniel Bronnenberg	ASU	4.800	9.350	..	14.150	0.650
5*	312	Peyton Gaston	ASU	4.800	9.100	-0.1	13.800	1.000
5*	211	Brennan Pantazis	PSU	4.800	9.100	-0.1	13.800	1.000
7	106	Bennet Huang	IOWA	4.800	8.950	..	13.750	1.050
8T	112	Kulani Taylor	IOWA	4.800	8.950	-0.1	13.650	1.150
8T	314	Kiwan Watts	ASU	4.800	8.850	..	13.650	1.150
10	102	Addison Chung	IOWA	4.800	9.100	-0.3	13.600	1.200
11	104	Andrew Herrador	IOWA	4.000	9.550	..	13.550	1.250
12	308	Ryan Dietzman	ASU	4.000	9.450	..	13.450	1.350
13	217	Wyatt Tyndall	PSU	4.800	8.900	-0.3	13.400	1.400
14	305	Riley Ward	ASU	4.000	9.350	..	13.350	1.450
15	216	Alex Thomason	PSU	4.000	9.400	-0.1	13.300	1.500
16	304	Nikita Latman	ASU	4.000	9.100	-0.3	12.800	2.000

Iowa Vs. Penn State Vs. Arizona State

Event Results - P Bars

Mar 3, 2018

Page: 1
Printed: 3/3/2018 9:07 PM

Men / C
Session: 1



Rank	Num	Name	Gym	Diff	Exec	ND	Score	Out
1T	217	Wyatt Tyndall	PSU	4.900	9.300	..	14.200	0.000
1T	103	Dylan Ellsworth	IOWA	5.100	9.100	..	14.200	0.000
3	105	Austin Hodges	IOWA	4.700	9.350	..	14.050	0.150
4	101	Jake Brodarzon	IOWA	4.900	9.000	..	13.900	0.300
5	216	Alex Thomason	PSU	4.800	9.000	..	13.800	0.400
6	207	Alex Frack	PSU	5.000	8.700	..	13.700	0.500
7T	203	Michael Burns	PSU	5.000	8.550	..	13.550	0.650
7T	314	Kiwan Watts	ASU	5.200	8.350	..	13.550	0.650
9T	109	Nick Merryman	IOWA	4.500	8.650	..	13.150	1.050
9T	106	Bennet Huang	IOWA	4.800	8.350	..	13.150	1.050
11T	306	Zeke Howald	ASU	4.100	8.900	..	13.000	1.200
11T	211	Brennan Pantazis	PSU	4.900	8.100	..	13.000	1.200
13	114	Rogelio Vazquez	IOWA	5.000	7.950	..	12.950	1.250
14	304	Nikita Latman	ASU	3.900	9.000	..	12.900	1.300
15	307	Andre Pelletier	ASU	3.900	8.700	..	12.600	1.600
16	309	Caleb Rodriguez	ASU	3.900	8.550	..	12.450	1.750

Iowa Vs. Penn State Vs. Arizona State

Event Results - H Bar

Mar 3, 2018

Page: 1
Printed: 3/3/2018 9:07 PM

Men / C
Session: 1









Rank	Num	Name	Gym	Diff	Exec	ND	Score	Out
1	104	Andrew Herrador	IOWA	5.000	8.600	..	13.600	0.000
2	314	Kiwan Watts	ASU	4.700	8.650	..	13.350	0.250
3	114	Rogelio Vazquez	IOWA	4.700	8.550	..	13.250	0.350
4	203	Michael Burns	PSU	5.000	8.100	..	13.100	0.500
5T	311	Kirk Malm	ASU	4.500	8.550	..	13.050	0.550
5T	105	Austin Hodges	IOWA	5.100	7.950	..	13.050	0.550
7T	106	Bennet Huang	IOWA	4.400	8.350	..	12.750	0.850
7T	217	Wyatt Tyndall	PSU	5.000	7.750	..	12.750	0.850
9	207	Alex Frack	PSU	4.800	7.850	..	12.650	0.950
10T	103	Dylan Ellsworth	IOWA	4.500	7.750	..	12.250	1.350
10T	109	Nick Merryman	IOWA	4.600	7.650	..	12.250	1.350
12	307	Andre Pelletier	ASU	4.100	8.100	..	12.200	1.400
13	213	Chris Sands	PSU	4.800	7.250	..	12.050	1.550
14T	304	Nikita Latman	ASU	3.700	7.850	..	11.550	2.050
14T	309	Caleb Rodriguez	ASU	4.200	7.350	..	11.550	2.050
16	216	Alex Thomason	PSU	4.200	5.150	..	9.350	4.250

Iowa Vs. Penn State Vs. Arizona State

Event Results - AA

Men / C
Session: 1

Mar 3, 2018

Rank	Num	Name	Gym							AA
1	103	Dylan Ellsworth	IOWA	13.350	12.000	13.750	14.800	14.200	12.250	80.350
2	106	Bennet Huang	IOWA	12.250	13.600	13.400	13.750	13.150	12.750	78.900
3	304	Nikita Latman	ASU	13.000	11.950	11.350	12.800	12.900	11.550	73.550