

# NCAA Gymnastics Score Sheet

Teams: Home Ohio State Univ.

Visitor Penn State Univ.

Date Apr 5-6, 2013

Place University of Minnesota

Attendance 0

Name		D	1	2	3	4	nd	AVE	Name		D	1	2	3	4	nd	AVE
F L O O R	1 Andrew Teal	621	5.70	9.30	9.20			14.950	1 Alexis Torres	719	6.00	9.10	9.20			-0.1	15.050
	2 Misha Koudinov	608	5.80	8.80	9.10		-0.3	14.450	2 Wasef Burbar	703	5.70	8.70	8.50			-0.3	14.000
	3 William Jeffreys	605	5.90	9.00	9.00			14.900	3 Parker Raque	715	6.20	8.10	7.80				14.150
	4 Jeff Treleven	622	6.00	8.40	8.70			14.550	4 Felix Aronovich	701	5.90	8.30	8.50				14.300
	5 Danny Steiner	619	6.10	8.90	9.00			15.050	5 Trevor Howard	712	6.50	8.60	8.40				15.000

Floor Score: **73.900**    Running Score: **73.900**    Floor Score: **72.500**    Running Score: **72.500**

P O M M E L	1 Brandan Jones	607	5.30	7.00	7.10			12.350	1 Mackenzie Dow	706	5.60	8.40	8.60				14.100
	2 Alex Nork	615	5.60	8.30	8.10			13.800	2 Adrian Evans	708	6.00	8.40	8.20				14.300
	3 Misha Koudinov	608	5.40	8.40	8.30			13.750	3 Preston Gall	710	5.90	8.60	8.80				14.600
	4 Michael Newburger	614	6.40	7.00	7.20			13.500	4 Felix Aronovich	701	5.90	7.90	7.70				13.700
	5 John Laing	609	6.10	8.50	8.60			14.650	5 Craig Hernandez	711	6.30	8.90	9.00				15.250

Pommel Score: **68.050**    Running Score: **141.950**    Pommel Score: **71.950**    Running Score: **144.450**

R I N G S	1 Alex Nork	615	5.00	8.90	8.60			13.750	1 Alexis Torres	719	6.10	9.10	8.80				15.050
	2 Alex Johnson	606	5.40	8.80	8.80			14.200	2 Parker Raque	715	6.50	8.80	8.80				15.300
	3 Nick Tagliafarro	620	5.50	8.40	8.30			13.850	3 Felix Aronovich	701	6.10	8.40	8.00				14.300
	4 William Jeffreys	605	5.40	7.10	6.90			12.400	4 Trevor Howard	712	6.10	9.00	8.90				15.050
	5 Drew Moling	612	5.90	8.50	8.20			14.250	5 Scott Rosenthal	717	6.40	8.80	8.40				15.000

Rings Score: **68.450**    Running Score: **210.400**    Rings Score: **74.700**    Running Score: **219.150**

V A U L T	1 Andrew Teal	621	5.20	9.30	9.50			14.600	1 Ismael Sanabria	718	5.30	9.50	9.70				14.900
	2 Danny Steiner	619	5.20	9.50	9.60			14.750	2 Alexis Torres	719	5.20	9.50	9.40				14.650
	3 Drew Moling	612	5.60	8.90	8.90			14.500	3 Parker Raque	715	5.60	9.10	9.20				14.750
	4 Larry Maver	611	5.60	9.80	9.80			15.400	4 Trevor Howard	712	5.60	9.60	9.60				15.200
	5 Jeff Treleven	622	5.60	8.70	8.50			14.200	5 Tristan Duverglas	707	5.60	9.50	9.50				15.100

Vault Score: **73.450**    Running Score: **283.850**    Vault Score: **74.600**    Running Score: **293.750**

P B A R	1 Alex Johnson	606	5.50	9.10	8.90			14.500	1 Mackenzie Dow	706	5.90	8.70	8.60				14.550
	2 Alex Nork	615	5.50	9.10	9.00			14.550	2 Wasef Burbar	703	5.90	8.30	8.30				14.200
	3 Danny Steiner	619	5.30	8.80	8.50			13.950	3 Matthew Felleman	709	5.70	8.20	7.90				13.750
	4 Drew Moling	612	5.60	9.00	9.10			14.650	4 Trevor Howard	712	5.80	8.40	8.60				14.300
	5 Misha Koudinov	608	6.00	9.40	9.50			15.450	5 Felix Aronovich	701	5.90	8.50	8.30				14.300

P. Bar Score: **73.100**    Running Score: **356.950**    P. Bar Score: **71.100**    Running Score: **364.850**

H B A R	1 Brandan Jones	607	5.50	8.10	8.20			13.650	1 Mackenzie Dow	706	5.60	8.00	7.80				13.500
	2 Alex Nork	615	5.90	8.40	8.10			14.150	2 Tony Beck	702	5.90	7.70	8.00				13.750
	3 Alex Johnson	606	5.70	8.30	8.40			14.050	3 Wasef Burbar	703	6.20	8.00	7.90				14.150
	4 Drew Moling	612	5.70	8.10	8.20			13.850	4 Matthew Felleman	709	5.80	8.50	8.50				14.300
	5 Misha Koudinov	608	5.50	8.60	8.30			13.950	5 Felix Aronovich	701	5.60	7.80	8.00				13.500

H. Bar Score: **69.650**    Running Score: **426.600**    H. Bar Score: **69.200**    Running Score: **434.050**

Final Team Score: 426.600

Final Team Score: 434.050

**All-Arounders**

**All-Arounders**

	Aronovich
FX	14.300
PH	13.700
SR	14.300
VT	14.100
PB	14.300
HB	13.500
AA	84.200

Judge's Signatures \* FX George Krenk    \* PH Butch Zunich    \* SR Tom Varner    \* VT Jim Benson    \* PB Jeremy Bourdette    \* HB Bruce Temple

\* Head Judge    FX Dave Contreras, Justin Krei    PH Ron Hill, Don Jackson    SR Tom Dunn, Clay Strother    VT Ed Yakachev, Toby Karnehm    PB Brian Meeker, Mickey Gorn    HB Dave Johnson, Andy Brown

Coach's Signature Rustam Sharipov    Coach's Signature Randy Jepson

# NCAA Gymnastics Score Sheet

Teams: Home Univ. of Illinois Visitor Univ. of Iowa

Date Apr 5-6, 2013 Place University of Minnesota Attendance 0

Name		D	1	2	3	4	nd	AVE	Name		D	1	2	3	4	nd	AVE
F L O O R	1 Josh Wilson	121	5.70	9.10	8.80			14.650	1 Jack Boyle	205	5.30	9.30	9.10				14.500
	2 Alex Varga	119	6.30	9.20	9.00			15.400	2 Eric Lofstrom	211	4.90	9.20	9.40			-0.1	14.100
	3 Fred Hartville	104	6.00	8.50	8.80			14.650	3 Lance Alberhasky	201	5.20	8.80	8.50			-0.1	13.750
	4 Vince Smurro	116	6.30	9.00	8.80			15.200	4 Brandon Field	208	5.10	9.30	9.50				14.500
	5 Yoshi Mori	110	6.10	8.50	8.20			14.250	5 Matt Loochtan	212	5.90	9.30	9.20				15.150

Floor Score: **74.150** Running Score: **74.150** Floor Score: **72.000** Running Score: **72.000**

P O M M E L	1 Cameron Rogers	113	5.80	6.90	7.20			12.850	1 Doug Sullivan	218	5.10	8.30	8.30				13.400
	2 Jacob Tilsley	117	6.00	7.60	7.60			13.600	2 Del Vecchio Orozco	216	5.10	7.50	7.30				12.500
	3 Chad Mason	108	5.90	6.70	6.40			12.450	3 Broderick Shemansky	217	5.60	8.20	8.20				13.800
	4 Logan Bradley	102	6.00	8.20	8.10			14.150	4 Anton Gryshayev	209	5.30	7.30	7.00				12.450
	5 Yoshi Mori	110	6.30	7.20	7.20			13.500	5 Eric Lofstrom	211	5.10	8.90	9.00				14.050

Pommel Score: **66.550** Running Score: **140.700** Pommel Score: **66.200** Running Score: **138.200**

R I N G S	1 Max Mayr	109	5.70	8.80	8.50			14.350	1 Lance Alberhasky	201	5.40	9.00	8.80				14.300
	2 Cameron Rogers	113	5.60	8.70	8.60			14.250	2 Jack Boyle	205	5.70	8.80	8.50				14.350
	3 Andrew Margolis	107	5.50	8.80	8.60			14.200	3 William Albert	202	5.60	8.60	8.90				14.350
	4 Joey Peters	111	6.20	8.20	7.80			14.200	4 Javier Balboa	203	5.90	9.10	8.80				14.850
	5 Mike Wilner	120	6.30	9.30	9.20			15.550	5 Anton Gryshayev	209	6.20	8.80	8.60				14.900

Rings Score: **72.550** Running Score: **213.250** Rings Score: **72.750** Running Score: **210.950**

V A U L T	1 Jacob Tilsley	117	5.20	9.30	9.30			14.500	1 Broderick Shemansky	217	5.20	8.80	8.90			-0.1	13.950
	2 Josh Wilson	121	5.20	9.60	9.70			14.850	2 Cyrus Dobre-Mofid	207	5.20	9.40	9.50				14.650
	3 Alex Varga	119	5.20	9.30	9.40			14.550	3 Brandon Field	208	5.20	9.30	9.20			-0.1	14.350
	4 Yoshi Mori	110	5.20	9.20	9.30			14.150	4 Javier Balboa	203	5.20	9.20	9.30			-0.3	14.150
	5 Fred Hartville	104	5.70	9.80	9.90			15.550	5 Matt Loochtan	212	5.20	9.70	9.80				14.950

Vault Score: **73.600** Running Score: **286.850** Vault Score: **72.050** Running Score: **283.000**

P B A R	1 Joey Peters	111	6.00	7.90	8.10			14.000	1 Lance Alberhasky	201	5.50	8.00	8.00				13.500
	2 Max Mayr	109	5.60	8.70	8.50			14.200	2 Cyrus Dobre-Mofid	207	5.40	9.20	9.20				14.600
	3 Cameron Rogers	113	5.40	9.40	9.50			14.850	3 Mitchell Landau	210	5.40	9.00	8.90				14.350
	4 Austin Phillips	112	5.80	8.50	8.50			14.300	4 Jack Boyle	205	5.80	8.50	8.40				14.250
	5 Yoshi Mori	110	6.00	8.30	8.60			14.450	5 Javier Balboa	203	6.10	8.30	8.60				14.550

P. Bar Score: **71.800** Running Score: **358.650** P. Bar Score: **71.250** Running Score: **354.250**

H B A R	1 Vince Smurro	116	5.40	6.90	7.30			12.500	1 Broderick Shemansky	217	5.30	9.00	9.10				14.350
	2 Max Mayr	109	5.30	8.10	7.80			13.250	2 Lance Alberhasky	201	5.60	7.50	7.60				13.150
	3 Yoshi Mori	110	5.70	8.10	8.30			13.900	3 Jack Boyle	205	5.10	7.10	7.40				12.350
	4 Joey Peters	111	5.70	6.90	7.20			12.750	4 Javier Balboa	203	5.10	8.80	8.50				13.750
	5 Austin Phillips	112	5.80	7.60	7.60			13.400	5 Mitchell Landau	210	5.80	8.90	8.80				14.650

H. Bar Score: **65.800** Running Score: **424.450** H. Bar Score: **68.250** Running Score: **422.500**

Final Team Score: 424.450

Final Team Score: 422.500

### All-Arounders

### All-Arounders

	Mori	Peters					Alberhasky	Balboa	Boyle	Shemansky		
FX	14.250	13.350					13.750	14.350	14.500	13.300		
PH	13.500	14.000					12.500	13.100	12.250	13.800		
SR	14.150	14.200					14.300	14.850	14.350	14.150		
VT	14.150	13.900					13.700	14.150	13.800	13.950		
PB	14.450	14.000					13.500	14.550	14.250	13.500		
HB	13.900	12.750					13.150	13.750	12.350	14.350		
AA	84.400	82.200					80.900	84.750	81.500	83.050		

Judge's Signatures \* FX \_\_\_\_\_ \* PH \_\_\_\_\_ \* SR \_\_\_\_\_ \* VT \_\_\_\_\_ \* PB \_\_\_\_\_ \* HB \_\_\_\_\_

\* Head Judge George Krenk Butch Zunic Tom Varner Jim Benson Jeremy Bourdette Bruce Temple

FX \_\_\_\_\_ PH \_\_\_\_\_ SR \_\_\_\_\_ VT \_\_\_\_\_ PB \_\_\_\_\_ HB \_\_\_\_\_  
 Dave Contreras, Justin Krei Ron Hill, Don Jackson Tom Dunn, Clay Strother Ed Yakachev, Toby Karnehm Brian Meeker, Mickey Gorn Dave Johnson, Andy Brown

Coach's Signature Justin Spring Coach's Signature JD Reive

# NCAA Gymnastics Score Sheet

Teams: Home Univ. of Michigan Visitor Univ. of Minnesota

Date Apr 5-6, 2013 Place University of Minnesota Attendance 0

		D							D						
Name		1	2	3	4	nd	AVE	Name		1	2	3	4	nd	AVE
FLOOR	1 Rohan Sebastian 321	6.10	8.30	8.50			-0.2	14.300	1 Josh Wokurka 420	5.70	8.50	8.70			14.300
	2 Syque Caesar 303	5.90	9.20	9.20				15.100	2 Adam Kern 411	5.80	8.30	8.20			14.050
	3 Stacey Ervin 305	6.80	8.70	8.70				15.500	3 Sean Bauer 401	6.00	7.90	8.20			14.050
	4 Adrian de los Angeles 324	6.40	8.10	8.20				14.550	4 Matt Frey 409	6.10	9.00	8.80			15.000
	5 Sam Mikulak 315	6.00	9.30	9.50				15.400	5 Yoshi Morinishi 416	5.70	9.10	9.00			14.750

Floor Score: **74.850** Running Score: **74.850** Floor Score: **72.150** Running Score: **72.150**

POMMEL	1 Nolan Novak 316	5.90	8.20	8.20			14.100	1 Paul Montague, Jr. 415	5.30	7.90	8.00			13.250
	2 Dylan James 312	5.80	7.80	7.90			13.650	2 Adam Kern 411	5.30	8.30	8.10			13.500
	3 Adrian de los Angeles 324	5.90	8.30	8.30			14.200	3 Yoshi Morinishi 416	5.40	7.60	7.80			13.100
	4 Sam Mikulak 315	5.90	7.70	7.80			13.650	4 Ellis Mannon 413	6.20	8.70	8.60			14.850
	5 Matt Freeman 307	5.90	8.20	8.00			14.000	5 Harris Coleman 405	5.90	8.10	8.30			14.100

Pommel Score: **69.600** Running Score: **144.450** Pommel Score: **68.800** Running Score: **140.950**

RINGS	1 Rohan Sebastian 321	6.00	9.10	9.00			15.050	1 Paul Montague, Jr. 415	5.30	9.30	9.20			14.550
	2 Jordan Gaarenstroom 308	6.20	8.30	8.00			14.350	2 Josh Wokurka 420	5.60	9.00	9.20			14.700
	3 Alex Bubnov 302	5.80	8.50	8.40			14.250	3 Steve Jaciuk 410	5.60	9.60	9.50			15.150
	4 Sam Mikulak 315	6.00	8.80	8.90			14.850	4 Michael Farquhar 407	5.80	9.00	8.60			14.600
	5 Matt Freeman 307	6.10	9.00	8.70			14.950	5 Jack Metcalf 414	5.90	9.30	9.20			15.150

Rings Score: **73.450** Running Score: **217.900** Rings Score: **74.150** Running Score: **215.100**

VAULT	1 Konner Ackerman 301	5.60	9.60	9.70			15.250	1 Sean Bauer 401	5.20	9.30	9.50			14.600	
	2 Michael Strathern 322	5.60	9.20	9.20			14.800	2 Adam LaFleur 412	5.60	9.00	8.80			14.500	
	3 Adrian de los Angeles 324	5.60	9.30	9.50			-0.1	14.900	3 Yoshi Morinishi 416	4.80	9.60	9.70			-0.1
	4 Sam Mikulak 315	5.60	9.60	9.70			15.250	4 Ellis Mannon 413	5.20	9.50	9.50			-0.1	
	5 Stacey Ervin 305	5.70	9.70	9.80			15.450	5 Adam Kern 411	5.60	9.10	9.00			14.650	

Vault Score: **75.650** Running Score: **293.550** Vault Score: **72.700** Running Score: **287.800**

PARALLEL BAR	1 Stacey Ervin 305	5.50	9.50	9.40			14.950	1 Adam LaFleur 412	5.40	8.60	8.30			13.850
	2 Michael Strathern 322	5.80	7.60	7.80			13.500	2 Harris Coleman 405	5.00	9.30	9.20			14.250
	3 Syque Caesar 303	6.00	8.90	9.10			15.000	3 Ellis Mannon 413	5.50	9.10	8.90			14.500
	4 Adrian de los Angeles 324	6.00	9.30	9.20			15.250	4 Matt Frey 409	5.80	8.90	8.90			14.700
	5 Sam Mikulak 315	6.40	9.60	9.50			15.950	5 Steve Jaciuk 410	5.70	8.60	8.30			14.150

P. Bar Score: **74.650** Running Score: **368.200** P. Bar Score: **71.450** Running Score: **359.250**

HORIZONTAL BAR	1 Michael Strathern 322	5.50	8.80	8.80			14.300	1 Spencer Smith 419	5.20	8.30	8.00			13.350
	2 Nick Hunter 311	5.40	7.40	7.70			12.950	2 Josh Wokurka 420	5.80	8.20	8.50			14.150
	3 Syque Caesar 303	5.90	8.90	9.00			14.850	3 Daniel DiBenedetto 406	5.60	9.20	9.00			14.700
	4 Adrian de los Angeles 324	5.70	8.10	8.20			13.850	4 Ellis Mannon 413	4.60	9.10	9.20			13.750
	5 Sam Mikulak 315	6.50	8.40	8.10			14.750	5 Steve Jaciuk 410	6.00	9.20	9.10			15.150

H. Bar Score: **70.700** Running Score: **438.900** H. Bar Score: **71.100** Running Score: **430.350**

Final Team Score: **438.900**

Final Team Score: **430.350**

### All-Arounders

### All-Arounders

FX	Mikulak 15.400	de los Angeles 14.550											
PH	13.650	14.200											
SR	14.850	14.600											
VT	15.250	14.900											
PB	15.950	15.250											
HB	14.750	13.850											
AA	89.850	87.350											

Judge's Signatures \* FX \_\_\_\_\_ \* PH \_\_\_\_\_ \* SR \_\_\_\_\_ \* VT \_\_\_\_\_ \* PB \_\_\_\_\_ \* HB \_\_\_\_\_

\* Head Judge George Krenk Butch Zunich Tom Varner Jim Benson Jeremy Bourdette Bruce Temple

FX \_\_\_\_\_ PH \_\_\_\_\_ SR \_\_\_\_\_ VT \_\_\_\_\_ PB \_\_\_\_\_ HB \_\_\_\_\_

Dave Contreras, Justin Krei Ron Hill, Don Jackson Tom Dunn, Clay Strother Ed Yakachev, Toby Karnehm Brian Meeker, Mickey Gorn Dave Johnson, Andy Brown

Coach's Signature \_\_\_\_\_ Coach's Signature \_\_\_\_\_

Kurt Golder

Michael Burns

# NCAA Gymnastics Score Sheet

Teams: Home Univ. of Nebraska Visitor University of Minnesota

Date Apr 5-6, 2013 Place University of Minnesota Attendance 0

Name		D	1	2	3	4	nd	AVE	Name		D	1	2	3	4	nd	AVE
FLOOR	1 Micah Christensen	505	5.50	7.40	7.20			12.800									
	2 Wyatt Aycock	502	5.60	8.80	8.70		-0.2	14.150									
	3 Mark Ringle	516	5.50	8.90	8.90			14.400									
	4 Louis Klein	512	6.20	8.00	8.00			14.200									
	5 Grant Perdue	515	6.30	9.20	9.20			15.500									

Floor Score: **71.050** Running Score: **71.050** Floor Score: **0.000** Running Score: **0.000**

POMMEL	1 Gabriel Jolley	511	4.90	7.00	7.20			12.000									
	2 C.J. Schaaf	517	4.60	7.10	7.20			11.750									
	3 Wyatt Aycock	502	5.90	6.40	6.30			12.250									
	4 Ethan Lottman	514	4.80	8.40	8.20			13.100									
	5 Eric Schryver	518	5.60	6.90	6.60			12.350									

Pommel Score: **61.450** Running Score: **132.500** Pommel Score: **0.000** Running Score: **0.000**

RINGS	1 Wyatt Aycock	502	5.20	8.40	8.60			13.700									
	2 Zach Hedval	507	5.30	8.80	8.50			13.950									
	3 C.J. Schaaf	517	5.40	8.60	8.80			14.100									
	4 Robbie Kocks	513	5.80	9.00	8.80			14.700									
	5 Donovan Arndt	501	6.00	8.60	8.90			14.750									

Rings Score: **71.200** Running Score: **203.700** Rings Score: **0.000** Running Score: **0.000**

VAULT	1 Josh Ungar	522	5.20	8.00	8.30		-0.3	13.050									
	2 Gabriel Jolley	511	5.20	9.60	9.60			14.800									
	3 Micah Christensen	505	5.20	9.60	9.60			14.800									
	4 Wyatt Aycock	502	5.20	9.50	9.60			14.750									
	5 Grant Perdue	515	5.60	9.40	9.50			15.050									

Vault Score: **72.450** Running Score: **276.150** Vault Score: **0.000** Running Score: **0.000**

PARALLEL BARS	1 C.J. Schaaf	517	5.30	9.10	9.10			14.400									
	2 Wyatt Aycock	502	5.60	8.40	8.70			14.150									
	3 Sam Chamberlain	504	5.40	9.60	9.60			15.000									
	4 Mark Ringle	516	5.40	9.00	9.00			14.400									
	5 Eric Schryver	518	5.30	7.60	7.70			12.950									

P. Bar Score: **70.900** Running Score: **347.050** P. Bar Score: **0.000** Running Score: **0.000**

HIGH BAR	1 Josh Ungar	522	5.40	8.40	8.40			13.800									
	2 Micah Christensen	505	4.90	8.80	8.90			13.750									
	3 Louis Klein	512	5.80	8.60	8.50			14.350									
	4 Mark Ringle	516	5.90	7.50	7.70			13.500									
	5 Eric Schryver	518	5.10	8.80	8.60			13.800									

H. Bar Score: **69.200** Running Score: **416.250** H. Bar Score: **0.000** Running Score: **0.000**

Final Team Score: 416.250

Final Team Score: 0.000

### All-Arounders

### All-Arounders

	Aycock	Schaaf															
FX	14.150	13.850															
PH	12.250	11.750															
SR	13.700	14.100															
VT	14.750	14.500															
PB	14.150	14.400															
HB	13.000	13.050															
AA	82.000	81.650															

Judge's Signatures \* FX George Krenk \* PH Butch Zunich \* SR Tom Varner \* VT Jim Benson \* PB Jeremy Bourdette \* HB Bruce Temple

\* Head Judge FX Dave Contreras, Justin Krei PH Ron Hill, Don Jackson SR Tom Dunn, Clay Strother VT Ed Yakachev, Toby Karnehm PB Brian Meeker, Mickey Gorn HB Dave Johnson, Andy Brown

Coach's Signature Chuck Chmella Coach's Signature Michael Burns

# 2013 Big Ten Championships







## Team Results

Apr 5-6, 2013

Page: 1  
Printed: 4/5/2013 8:19 PM

Men / SR

Session: 1

Rank	Gym	Team	Score						
1	Michigan	X	438.900	74.850 1	69.600 2	73.450 3	75.650 1	74.650 1	70.700 2
2	Penn State	X	434.050	72.500 4	71.950 1	74.700 1	74.600 2	71.100 6	69.200 4T
3	Minnesota	X	430.350	72.150 5	68.800 3	74.150 2	72.700 5	71.450 4	71.100 1
4	Ohio State	X	426.600	73.900 3	68.050 4	68.450 7	73.450 4	73.100 2	69.650 3
5	Illinois	X	424.450	74.150 2	66.550 5	72.550 5	73.600 3	71.800 3	65.800 7
6	Iowa	X	422.500	72.000 6	66.200 6	72.750 4	72.050 7	71.250 5	68.250 6
7	Nebraska	X	416.250	71.050 7	61.450 7	71.200 6	72.450 6	70.900 7	69.200 4T

# 2013 Big Ten Championships

## Event Results - Floor

Apr 5-6, 2013

Page: 1  
Printed: 4/5/2013 8:19 PM

Men / SR  
Session: 1



Rank	Num	Name	Gym	Diff	Exec	ND	Score	Out
1T	515	Grant Perdue	Nebraska	6.300	9.200	..	15.500	0.000
1T	305	Stacey Ervin	Michigan	6.800	8.700	..	15.500	0.000
3T	315	Sam Mikulak	Michigan	6.000	9.400	..	15.400	0.100
3T	119	Alex Varga	Illinois	6.300	9.100	..	15.400	0.100
5	116	Vince Smurro	Illinois	6.300	8.900	..	15.200	0.300
6	212	Matt Loochtan	Iowa	5.900	9.250	..	15.150	0.350
7	303	Syque Caesar	Michigan	5.900	9.200	..	15.100	0.400
8T	719	Alexis Torres	Penn State	6.000	9.150	-0.1	15.050	0.450
8T	619	Danny Steiner	Ohio State	6.100	8.950	..	15.050	0.450
10T	409	Matt Frey	Minnesota	6.100	8.900	..	15.000	0.500
10T	712	Trevor Howard	Penn State	6.500	8.500	..	15.000	0.500
12	621	Andrew Teal	Ohio State	5.700	9.250	..	14.950	0.550
13	605	William Jeffreys	Ohio State	5.900	9.000	..	14.900	0.600
14	416	Yoshi Morinishi	Minnesota	5.700	9.050	..	14.750	0.750
15T	121	Josh Wilson	Illinois	5.700	8.950	..	14.650	0.850
15T	104	Fred Hartville	Illinois	6.000	8.650	..	14.650	0.850
17T	622	Jeff Treleaven	Ohio State	6.000	8.550	..	14.550	0.950
17T	324	Adrian de los Angeles	Michigan	6.400	8.150	..	14.550	0.950
19T	208	Brandon Field	Iowa	5.100	9.400	..	14.500	1.000
19T	205	Jack Boyle	Iowa	5.300	9.200	..	14.500	1.000
21	608	Misha Koudinov	Ohio State	5.800	8.950	-0.3	14.450	1.050
22	516	Mark Ringle	Nebraska	5.500	8.900	..	14.400	1.100
23	203	Javier Balboa	Iowa	5.400	8.950	..	14.350	1.150
24T	420	Josh Wokurka	Minnesota	5.700	8.600	..	14.300	1.200
24T	701	Felix Aronovich	Penn State	5.900	8.400	..	14.300	1.200
24T	321	Rohan Sebastian	Michigan	6.100	8.400	-0.2	14.300	1.200
27	110	Yoshi Mori	Illinois	6.100	8.350	-0.2	14.250	1.250
28	512	Louis Klein	Nebraska	6.200	8.000	..	14.200	1.300
29T	502	Wyatt Aycoc	Nebraska	5.600	8.750	-0.2	14.150	1.350
29T	715	Parker Raque	Penn State	6.200	7.950	..	14.150	1.350
31	211	Eric Lofstrom	Iowa	4.900	9.300	-0.1	14.100	1.400
32T	411	Adam Kern	Minnesota	5.800	8.250	..	14.050	1.450
32T	401	Sean Bauer	Minnesota	6.000	8.050	..	14.050	1.450
34	703	Wasef Burbar	Penn State	5.700	8.600	-0.3	14.000	1.500
35	517	C.J. Schaaf	Nebraska	5.500	8.450	-0.1	13.850	1.650
36	201	Lance Alberhasky	Iowa	5.200	8.650	-0.1	13.750	1.750
37	111	Joey Peters	Illinois	5.700	7.650	..	13.350	2.150
38	217	Broderick Shemansky	Iowa	5.500	7.800	..	13.300	2.200
39	505	Micah Christensen	Nebraska	5.500	7.300	..	12.800	2.700

# 2013 Big Ten Championships

## Event Results - Pommel

Apr 5-6, 2013

Page: 1  
Printed: 4/5/2013 8:19 PM

Men / SR  
Session: 1



Rank	Num	Name	Gym	Diff	Exec	ND	Score	Out
1	711	Craig Hernandez	Penn State	6.300	8.950	..	15.250	0.000
2	413	Ellis Mannon	Minnesota	6.200	8.650	..	14.850	0.400
3	609	John Laing	Ohio State	6.100	8.550	..	14.650	0.600
4	710	Preston Gall	Penn State	5.900	8.700	..	14.600	0.650
5	708	Adrian Evans	Penn State	6.000	8.300	..	14.300	0.950
6	324	Adrian de los Angeles	Michigan	5.900	8.300	..	14.200	1.050
7	102	Logan Bradley	Illinois	6.000	8.150	..	14.150	1.100
8T	706	Mackenzie Dow	Penn State	5.600	8.500	..	14.100	1.150
8T	405	Harris Coleman	Minnesota	5.900	8.200	..	14.100	1.150
8T	316	Nolan Novak	Michigan	5.900	8.200	..	14.100	1.150
11	211	Eric Lofstrom	Iowa	5.100	8.950	..	14.050	1.200
12T	111	Joey Peters	Illinois	5.700	8.300	..	14.000	1.250
12T	307	Matt Freeman	Michigan	5.900	8.100	..	14.000	1.250
14T	615	Alex Nork	Ohio State	5.600	8.200	..	13.800	1.450
14T	217	Broderick Shemansky	Iowa	5.600	8.200	..	13.800	1.450
16	608	Misha Koudinov	Ohio State	5.400	8.350	..	13.750	1.500
17	701	Felix Aronovich	Penn State	5.900	7.800	..	13.700	1.550
18T	312	Dylan James	Michigan	5.800	7.850	..	13.650	1.600
18T	315	Sam Mikulak	Michigan	5.900	7.750	..	13.650	1.600
20	117	Jacob Tilsley	Illinois	6.000	7.600	..	13.600	1.650
21T	411	Adam Kern	Minnesota	5.300	8.200	..	13.500	1.750
21T	110	Yoshi Mori	Illinois	6.300	7.200	..	13.500	1.750
21T	614	Michael Newburger	Ohio State	6.400	7.100	..	13.500	1.750
24	218	Doug Sullivan	Iowa	5.100	8.300	..	13.400	1.850
25	415	Paul Montague, Jr.	Minnesota	5.300	7.950	..	13.250	2.000
26T	514	Ethan Lottman	Nebraska	4.800	8.300	..	13.100	2.150
26T	203	Javier Balboa	Iowa	5.200	7.900	..	13.100	2.150
26T	416	Yoshi Morinishi	Minnesota	5.400	7.700	..	13.100	2.150
29	113	Cameron Rogers	Illinois	5.800	7.050	..	12.850	2.400
30T	201	Lance Alberhasky	Iowa	4.800	7.700	..	12.500	2.750
30T	216	Del Vecchio Orozco	Iowa	5.100	7.400	..	12.500	2.750
32T	209	Anton Gryshayev	Iowa	5.300	7.150	..	12.450	2.800
32T	108	Chad Mason	Illinois	5.900	6.550	..	12.450	2.800
34T	607	Brandan Jones	Ohio State	5.300	7.050	..	12.350	2.900
34T	518	Eric Schryver	Nebraska	5.600	6.750	..	12.350	2.900
36T	205	Jack Boyle	Iowa	4.900	7.350	..	12.250	3.000
36T	502	Wyatt Aycok	Nebraska	5.900	6.350	..	12.250	3.000
38	511	Gabriel Jolley	Nebraska	4.900	7.100	..	12.000	3.250
39	517	C.J. Schaaf	Nebraska	4.600	7.150	..	11.750	3.500

# 2013 Big Ten Championships

## Event Results - Rings

Apr 5-6, 2013

Page: 1  
Printed: 4/5/2013 8:19 PM

Men / SR  
Session: 1



Rank	Num	Name	Gym	Diff	Exec	ND	Score	Out
1	120	Mike Wilner	Illinois	6.300	9.250	--	15.550	0.000
2	715	Parker Raque	Penn State	6.500	8.800	--	15.300	0.250
3T	410	Steve Jaciuk	Minnesota	5.600	9.550	--	15.150	0.400
3T	414	Jack Metcalf	Minnesota	5.900	9.250	--	15.150	0.400
5T	321	Rohan Sebastian	Michigan	6.000	9.050	--	15.050	0.500
5T	719	Alexis Torres	Penn State	6.100	8.950	--	15.050	0.500
5T	712	Trevor Howard	Penn State	6.100	8.950	--	15.050	0.500
8	717	Scott Rosenthal	Penn State	6.400	8.600	--	15.000	0.550
9	307	Matt Freeman	Michigan	6.100	8.850	--	14.950	0.600
10	209	Anton Gryshayev	Iowa	6.200	8.700	--	14.900	0.650
11T	203	Javier Balboa	Iowa	5.900	8.950	--	14.850	0.700
11T	315	Sam Mikulak	Michigan	6.000	8.850	--	14.850	0.700
13	501	Donovan Arndt	Nebraska	6.000	8.750	--	14.750	0.800
14T	420	Josh Wokurka	Minnesota	5.600	9.100	--	14.700	0.850
14T	513	Robbie Kocks	Nebraska	5.800	8.900	--	14.700	0.850
16T	407	Michael Farquhar	Minnesota	5.800	8.800	--	14.600	0.950
16T	324	Adrian de los Angeles	Michigan	6.000	8.600	--	14.600	0.950
18	415	Paul Montague, Jr.	Minnesota	5.300	9.250	--	14.550	1.000
19T	202	William Albert	Iowa	5.600	8.750	--	14.350	1.200
19*	205	Jack Boyle	Iowa	5.700	8.650	--	14.350	1.200
19*	109	Max Mayr	Illinois	5.700	8.650	--	14.350	1.200
19T	308	Jordan Gaarenstroom	Michigan	6.200	8.150	--	14.350	1.200
23T	201	Lance Alberhasky	Iowa	5.400	8.900	--	14.300	1.250
23T	701	Felix Aronovich	Penn State	6.100	8.200	--	14.300	1.250
25T	113	Cameron Rogers	Illinois	5.600	8.650	--	14.250	1.300
25T	302	Alex Bubnov	Michigan	5.800	8.450	--	14.250	1.300
25T	612	Drew Moling	Ohio State	5.900	8.350	--	14.250	1.300
28T	606	Alex Johnson	Ohio State	5.400	8.800	--	14.200	1.350
28T	107	Andrew Margolis	Illinois	5.500	8.700	--	14.200	1.350
28T	111	Joey Peters	Illinois	6.200	8.000	--	14.200	1.350
31T	110	Yoshi Mori	Illinois	5.300	8.850	--	14.150	1.400
31T	217	Broderick Shemansky	Iowa	5.400	8.750	--	14.150	1.400
33	517	C.J. Schaaf	Nebraska	5.400	8.700	--	14.100	1.450
34	507	Zach Hedval	Nebraska	5.300	8.650	--	13.950	1.600
35	620	Nick Tagliaferro	Ohio State	5.500	8.350	--	13.850	1.700
36	615	Alex Nork	Ohio State	5.000	8.750	--	13.750	1.800
37	502	Wyatt Aycok	Nebraska	5.200	8.500	--	13.700	1.850
38	605	William Jeffreys	Ohio State	5.400	7.000	--	12.400	3.150



# 2013 Big Ten Championships

## Event Results - Vault

Apr 5-6, 2013

Page: 1  
Printed: 4/5/2013 8:19 PM

Men / SR  
Session: 1



Rank	Num	Name	Gym	Diff	Exec	ND	Score	Out
1	104	Fred Hartville	Illinois	5.700	9.850	..	15.550	0.000
2	305	Stacey Ervin	Michigan	5.700	9.750	..	15.450	0.100
3	611	Larry Mayer	Ohio State	5.600	9.800	..	15.400	0.150
4*	315	Sam Mikulak	Michigan	5.600	9.650	..	15.250	0.300
4*	301	Konner Ackerman	Michigan	5.600	9.650	..	15.250	0.300
6	712	Trevor Howard	Penn State	5.600	9.600	..	15.200	0.350
7	707	Tristan Duverglas	Penn State	5.600	9.500	..	15.100	0.450
8	515	Grant Perdue	Nebraska	5.600	9.450	..	15.050	0.500
9	212	Matt Loochtan	Iowa	5.200	9.750	..	14.950	0.600
10T	718	Ismael Sanabria	Penn State	5.300	9.600	..	14.900	0.650
10T	324	Adrian de los Angeles	Michigan	5.600	9.400	-0.1	14.900	0.650
12	121	Josh Wilson	Illinois	5.200	9.650	..	14.850	0.700
13*	511	Gabriel Jolley	Nebraska	5.200	9.600	..	14.800	0.750
13*	505	Micah Christensen	Nebraska	5.200	9.600	..	14.800	0.750
13T	322	Michael Strathern	Michigan	5.600	9.200	..	14.800	0.750
16*	619	Danny Steiner	Ohio State	5.200	9.550	..	14.750	0.800
16*	502	Wyatt Aycok	Nebraska	5.200	9.550	..	14.750	0.800
16T	715	Parker Raque	Penn State	5.600	9.150	..	14.750	0.800
19*	719	Alexis Torres	Penn State	5.200	9.450	..	14.650	0.900
19*	207	Cyrus Dobre-Mofid	Iowa	5.200	9.450	..	14.650	0.900
19T	411	Adam Kern	Minnesota	5.600	9.050	..	14.650	0.900
22T	413	Ellis Mannon	Minnesota	5.200	9.500	-0.1	14.600	0.950
22*	621	Andrew Teal	Ohio State	5.200	9.400	..	14.600	0.950
22*	401	Sean Bauer	Minnesota	5.200	9.400	..	14.600	0.950
25	119	Alex Varga	Illinois	5.200	9.350	..	14.550	1.000
26*	517	C.J. Schaaf	Nebraska	5.200	9.300	..	14.500	1.050
26*	117	Jacob Tilsley	Illinois	5.200	9.300	..	14.500	1.050
26T	412	Adam LaFleur	Minnesota	5.600	8.900	..	14.500	1.050
26T	612	Drew Moling	Ohio State	5.600	8.900	..	14.500	1.050
30T	416	Yoshi Morinishi	Minnesota	4.800	9.650	-0.1	14.350	1.200
30T	208	Brandon Field	Iowa	5.200	9.250	-0.1	14.350	1.200
32	622	Jeff Treleaven	Ohio State	5.600	8.600	..	14.200	1.350
33*	203	Javier Balboa	Iowa	5.200	9.250	-0.3	14.150	1.400
33*	110	Yoshi Mori	Illinois	5.200	9.250	-0.3	14.150	1.400
35	701	Felix Aronovich	Penn State	4.800	9.300	..	14.100	1.450
36	217	Broderick Shemansky	Iowa	5.200	8.850	-0.1	13.950	1.600
37	111	Joey Peters	Illinois	4.500	9.400	..	13.900	1.650
38	205	Jack Boyle	Iowa	4.400	9.400	..	13.800	1.750
39	201	Lance Alberhasky	Iowa	5.600	8.100	..	13.700	1.850
40	522	Josh Ungar	Nebraska	5.200	8.150	-0.3	13.050	2.500

# 2013 Big Ten Championships

## Event Results - P Bars

Apr 5-6, 2013

Page: 1  
Printed: 4/5/2013 8:19 PM

Men / SR  
Session: 1



Rank	Num	Name	Gym	Diff	Exec	ND	Score	Out
1	315	Sam Mikulak	Michigan	6.400	9.550	..	15.950	0.000
2	608	Misha Koudinov	Ohio State	6.000	9.450	..	15.450	0.500
3	324	Adrian de los Angeles	Michigan	6.000	9.250	..	15.250	0.700
4T	504	Sam Chamberlain	Nebraska	5.400	9.600	..	15.000	0.950
4T	303	Syque Caesar	Michigan	6.000	9.000	..	15.000	0.950
6	305	Stacey Ervin	Michigan	5.500	9.450	..	14.950	1.000
7	113	Cameron Rogers	Illinois	5.400	9.450	..	14.850	1.100
8	409	Matt Frey	Minnesota	5.800	8.900	..	14.700	1.250
9	612	Drew Moling	Ohio State	5.600	9.050	..	14.650	1.300
10	207	Cyrus Dobre-Mofid	Iowa	5.400	9.200	..	14.600	1.350
11T	615	Alex Nork	Ohio State	5.500	9.050	..	14.550	1.400
11T	706	Mackenzie Dow	Penn State	5.900	8.650	..	14.550	1.400
11T	203	Javier Balboa	Iowa	6.100	8.450	..	14.550	1.400
14*	606	Alex Johnson	Ohio State	5.500	9.000	..	14.500	1.450
14*	413	Ellis Mannon	Minnesota	5.500	9.000	..	14.500	1.450
16	110	Yoshi Mori	Illinois	6.000	8.450	..	14.450	1.500
17T	517	C.J. Schaaf	Nebraska	5.300	9.100	..	14.400	1.550
17T	516	Mark Ringle	Nebraska	5.400	9.000	..	14.400	1.550
19	210	Mitchell Landau	Iowa	5.400	8.950	..	14.350	1.600
20T	712	Trevor Howard	Penn State	5.800	8.500	..	14.300	1.650
20T	112	Austin Phillips	Illinois	5.800	8.500	..	14.300	1.650
20T	701	Felix Aronovich	Penn State	5.900	8.400	..	14.300	1.650
23T	405	Harris Coleman	Minnesota	5.000	9.250	..	14.250	1.700
23T	205	Jack Boyle	Iowa	5.800	8.450	..	14.250	1.700
25T	109	Max Mayr	Illinois	5.600	8.600	..	14.200	1.750
25T	703	Wasef Burbar	Penn State	5.900	8.300	..	14.200	1.750
27T	502	Wyatt Aycok	Nebraska	5.600	8.550	..	14.150	1.800
27T	410	Steve Jaciuk	Minnesota	5.700	8.450	..	14.150	1.800
29	111	Joey Peters	Illinois	6.000	8.000	..	14.000	1.950
30	619	Danny Steiner	Ohio State	5.300	8.650	..	13.950	2.000
31	412	Adam LaFleur	Minnesota	5.400	8.450	..	13.850	2.100
32	709	Matthew Felleman	Penn State	5.700	8.050	..	13.750	2.200
33T	217	Broderick Shemansky	Iowa	5.500	8.000	..	13.500	2.450
33T	201	Lance Alberhasky	Iowa	5.500	8.000	..	13.500	2.450
33T	322	Michael Strathern	Michigan	5.800	7.700	..	13.500	2.450
36	518	Eric Schryver	Nebraska	5.300	7.650	..	12.950	3.000

# 2013 Big Ten Championships

## Event Results - H Bar

Apr 5-6, 2013

Page: 1  
Printed: 4/5/2013 8:19 PM

Men / SR  
Session: 1



Rank	Num	Name	Gym	Diff	Exec	ND	Score	Out
1	410	Steve Jaciuk	Minnesota	6.000	9.150	..	15.150	0.000
2	303	Syque Caesar	Michigan	5.900	8.950	..	14.850	0.300
3	315	Sam Mikulak	Michigan	6.500	8.250	..	14.750	0.400
4	406	Daniel DiBenedetto	Minnesota	5.600	9.100	..	14.700	0.450
5	210	Mitchell Landau	Iowa	5.800	8.850	..	14.650	0.500
6T	217	Broderick Shemansky	Iowa	5.300	9.050	..	14.350	0.800
6T	512	Louis Klein	Nebraska	5.800	8.550	..	14.350	0.800
8T	322	Michael Strathern	Michigan	5.500	8.800	..	14.300	0.850
8T	709	Matthew Felleman	Penn State	5.800	8.500	..	14.300	0.850
10T	420	Josh Wokurka	Minnesota	5.800	8.350	..	14.150	1.000
10T	615	Alex Nork	Ohio State	5.900	8.250	..	14.150	1.000
10T	703	Wasef Burbar	Penn State	6.200	7.950	..	14.150	1.000
13	606	Alex Johnson	Ohio State	5.700	8.350	..	14.050	1.100
14	608	Misha Koudinov	Ohio State	5.500	8.450	..	13.950	1.200
15	110	Yoshi Mori	Illinois	5.700	8.200	..	13.900	1.250
16*	612	Drew Moling	Ohio State	5.700	8.150	..	13.850	1.300
16*	324	Adrian de los Angeles	Michigan	5.700	8.150	..	13.850	1.300
18T	518	Eric Schryver	Nebraska	5.100	8.700	..	13.800	1.350
18T	522	Josh Ungar	Nebraska	5.400	8.400	..	13.800	1.350
20T	413	Ellis Mannon	Minnesota	4.600	9.150	..	13.750	1.400
20T	505	Micah Christensen	Nebraska	4.900	8.850	..	13.750	1.400
20T	203	Javier Balboa	Iowa	5.100	8.650	..	13.750	1.400
20T	702	Tony Beck	Penn State	5.900	7.850	..	13.750	1.400
24	607	Brandän Jones	Ohio State	5.500	8.150	..	13.650	1.500
25*	701	Felix Aronovich	Penn State	5.600	7.900	..	13.500	1.650
25*	706	Mackenzie Dow	Penn State	5.600	7.900	..	13.500	1.650
25T	516	Mark Ringle	Nebraska	5.900	7.600	..	13.500	1.650
28	112	Austin Phillips	Illinois	5.800	7.600	..	13.400	1.750
29	419	Spencer Smith	Minnesota	5.200	8.150	..	13.350	1.800
30	109	Max Mayr	Illinois	5.300	7.950	..	13.250	1.900
31	201	Lance Alberhasky	Iowa	5.600	7.550	..	13.150	2.000
32	517	C.J. Schaaf	Nebraska	4.600	8.450	..	13.050	2.100
33	502	Wyatt Aycock	Nebraska	4.800	8.200	..	13.000	2.150
34	311	Nick Hunter	Michigan	5.400	7.550	..	12.950	2.200
35	111	Joey Peters	Illinois	5.700	7.050	..	12.750	2.400
36	116	Vince Smurro	Illinois	5.400	7.100	..	12.500	2.650
37	205	Jack Boyle	Iowa	5.100	7.250	..	12.350	2.800







# 2013 Big Ten Championships

## Event Results - AA

Apr 5-6, 2013

Page: 1  
Printed: 4/5/2013 8:19 PM

Men / SR  
Session: 1

Rank	Num	Name	Gym							AA
1	315	Sam Mikulak	Michigan	15.400	13.650	14.850	15.250	15.950	14.750	89.850
2	324	Adrian de los Angeles	Michigan	14.550	14.200	14.600	14.900	15.250	13.850	87.350
3	203	Javier Balboa	Iowa	14.350	13.100	14.850	14.150	14.550	13.750	84.750
4	110	Yoshi Mori	Illinois	14.250	13.500	14.150	14.150	14.450	13.900	84.400
5	701	Felix Aronovich	Penn State	14.300	13.700	14.300	14.100	14.300	13.500	84.200
6	217	Broderick Shemansky	Iowa	13.300	13.800	14.150	13.950	13.500	14.350	83.050
7	111	Joey Peters	Illinois	13.350	14.000	14.200	13.900	14.000	12.750	82.200
8	502	Wyatt Aycock	Nebraska	14.150	12.250	13.700	14.750	14.150	13.000	82.000
9	517	C.J. Schaaf	Nebraska	13.850	11.750	14.100	14.500	14.400	13.050	81.650
10	205	Jack Boyle	Iowa	14.500	12.250	14.350	13.800	14.250	12.350	81.500
11	201	Lance Alberhasky	Iowa	13.750	12.500	14.300	13.700	13.500	13.150	80.900