



2013 PENN STATE MEN'S VOLLEYBALL

Susan Bedsworth, Asst. Dir. of Athletic Communications • Work: 814-865-1757 • Cell: 814-308-2273 • Fax: 814-863-3165
28-Time EIVA Champions • 1994 & 2008 NCAA National Collegiate Champions

No. 9 Penn State Nittany Lions



March 1

Penn State (12-3, 6-1 EIVA)
vs. Rutgers-Newark
(2-6, 0-4 EIVA)



March 2

Penn State (12-3, 6-1 EIVA)
vs. NJIT (3-10, 1-3 EIVA)

Nittany Lion Preview

The No. 9 Penn State men's volleyball team hits the road for eight consecutive matches. The Nittany Lions will spend the entire month of March traveling to their opponents. First up are Rutgers-Newark and NJIT on March 1-2, respectively.

The Nittany Lions went 2-0 over the weekend with 3-1 victories against George Mason and Princeton to improve to 6-1 in the EIVA. Sophomore Aaron Russell (Ellicott City, Md.) led the Lions with 4.38 kills per set, while senior Tom Comfort (Orchard Park, N.Y.) posted 4.00. Junior Peter Russell (Ellicott City, Md.) was third on the team with 3.00. Redshirt freshman Taylor Hammond dished out 12.38 assists per set. Redshirt sophomore Connor Curry (Newport Beach, Calif.) had a team-high 2.88 digs per set, while both Comfort and Peter Russell added 1.50 digs per set each. Redshirt freshman Matt Seifert (Reading, Pa.) was a wall at the net with 1.86 blocks per set.

For the weekend, Penn State hit .247 and averaged 14.38 kills, 13.50 assists, 1.25 aces, 8.75 digs and 2.94 blocks per set.

Penn State vs. Rutgers-Newark

Penn State has an 84-24-1 all-time record against the Scarlet Raiders. Last season, Penn State swept Rutgers-Newark twice, first on Feb. 10 and again on March 24. The Scarlet Raiders last won against the Nittany Lions on March 27, 2010 on their home court.

Scouting the Scarlet Raiders

Rutgers-Newark has a 2-6 record this season and has not yet won an EIVA match. The Scarlet Raiders' two wins this season came against Kean on Jan 25 (3-2) and Cairn a day later on Jan. 26 (3-0). Rutgers-Newark is led by sophomore opposite Manuel Felipez, who is averaging 3.56 kills per set, and freshman setter Kevin McCandless, who is posted 7.05 assists per set. Defensively, freshman outside Travis Mintzer is putting up 0.78 blocks per set.

Penn State vs. NJIT

Penn State owns a 30-1 record against NJIT. Last season, the Nittany Lions swept the Highlanders, 3-0 (25-15, 25-15, 25-23), on Feb. 11 at home. On the road on March 23, NJIT took the Nittany Lions to four sets before Penn State snagged the win, 3-1 (25-15, 25-21, 22-25, 25-20).

Scouting the Highlanders

NJIT is 3-10 overall and 1-3 in the EIVA. The Highlanders have wins against IPFW (3-2), Stevens (3-1), and most recently, Sacred Heart (3-0). NJIT hosts Saint Francis before taking on the Nittany Lions. The Highlanders are led by senior right side Doug Battersby and sophomore outside Chris Kaepernick, who average 2.08 and 2.17 kills per set, respectively. Senior setter Matthew Lui guides the offense averaging 7.55 assists per set and senior libero Brady Smith leads NJIT in the back row with 2.54 digs per set. At the net, Battersby averaged 0.67 blocks per set, while senior outside Kevin Van Oss puts up 0.66 per set.

2013 Schedule

January

Outrigger Invitational - Honolulu, Hawaii

10	vs. No. 5 UCLA	L, 3-2
11	at Hawaii	W, 3-2
12	vs. No. 10 Ohio State	W, 3-0
18	vs. No. 12 Lewis	W, 3-1
22	vs. Loyola-Chicago	W, 3-0
25	vs. Sacred Heart*	W, 3-0
26	vs. Harvard*	W, 3-2

February

1	vs. Pfeiffer	W, 3-0
2	vs. Mount Olive	W, 3-0
8	vs. Saint Francis*	W, 3-0
9	vs. No. 9 Ohio State	L, 3-0
15	at Harvard*	L, 3-0
16	at Sacred Heart*	W, 3-0
22	vs. George Mason*	W, 3-1
23	vs. Princeton*	W, 3-1

March

1	at Rutgers-Newark*	7 p.m.
2	at NJIT*	8 p.m.
9	at IPFW	7 p.m.
10	at Ball State	2 p.m.
16	at Ohio State	7 p.m.
23	at Saint Francis*	7 p.m.
29	at Princeton*	7 p.m.
30	at George Mason	7 p.m.

April

5	vs. Lees-McRae	7 p.m.
12	vs. Concordia	10 p.m.
13	at UC Irvine	10 p.m.
19	vs. Rutgers-Newark*	7 p.m.
20	vs. NJIT*	7 p.m.
25	EIVA Semifinals	TBA
27	EIVA Championship	TBA

May

2	NCAA Semifinals	Los Angeles, Calif.
4	NCAA Finals	Los Angeles, Calif.

Home matches played at Rec Hall in **bold** • All times ET and subject to change • * Indicates EIVA match



Quick Facts

The University

Location:.....University Park, Pa. 16802
 Founded:.....1855
 Enrollment:.....44,112
 Colors: Blue & White
 Nickname:..... Nittany Lions
 Conference:..... Big Ten
 President: Dr. Rodney Erickson
 Director of Athletics:..... Dr. Dave Joyner
 Facility (capacity): Rec Hall (5,812)

Volleyball Staff

Head Coach:Mark Pavlik (19th season)
 Alma Mater:.....Penn State, 1982
 Overall Record (Yrs/Pct):444-128 (.776)
 School Record: same
 Asst. Coaches: Colin McMillan (6th season)
 Jay Hosack (4th season)
 Office Phone: (814) 863-7475 or (814) 863-7474
 Office Fax:..... (814) 865-1746
 Office Address: 235 Rec Hall

Season in Review

2012 Record:.....23-6
 Home: 12-0 Away: 9-5
 Neutral: 2-1
 Conference record (finish):.....14-0 (1st)
 Home: 7-0 Away: 7-0
 Final AVCA Ranking:..... No. 7
 Postseason Play:..... NCAA National Semifinal
 National Semifinal:..... lost 3-1 to No.1 UC Irvine

The History

First Year of Volleyball:..... 1977
 All-Time Record (Years): 930-266-9
 All-Time EIVA Record:.....253-12
 EIVA Win Pct.:955
 EIVA/ECVL Championships 28
 EIVA Championship Titles 24
 NCAA Tournament Appearances 27
 NCAA National Titles..... 1994 & 2008

2013 Penn State Roster

No.	Name	Yr.	Pos.	Ht.	Hometown/High School
1	Taylor Hammond	RS-Fr.	S	6-4	Mission Viejo, Calif./Santa Margarita Catholic
2	Zack Parik	Fr.	S	6-4	Woodridge, Ill./Downers Grove North
3	Connor Curry	RS-So.	L	6-0	Newport Beach, Calif./Newport Harbor
4	Nick Goodell	RS-So.	OH	6-4	Ambridge, Pa./Ambridge
5	Kyle Mars	Sr.	OH	6-3	Rochester, N.Y./Gates-Chili
7	Andrew Roberts	Fr.	Opp.	6-4	Grantville, Pa./Lower Dauphin
8	Aaron Russell	So.	OH	6-9	Ellicott City, Md./Centennial
9	Peter Russell	Jr.	OH	6-5	Ellicott City, Md./Centennial
10	Nick Turko	Sr.	MH	6-5	Lewisberry, Pa./Red Land
11	Spencer Sauter	Fr.	OH	6-7	Woodridge, Ill./Naperville North
12	Ian Hendries	Sr.	MH	6-8	Cardiff, Calif./La Costa Canyon
13	Tom Comfort	Sr.	Opp.	6-6	Orchard Park, N.Y./Orchard Park
14	Matt Kapusta	Sr.	OH	6-5	Bethel Park, Pa./Bethel Park
15	Scott Kegerreis	RS-Jr.	OH	6-6	Honeybrook, Pa./Twin Valley
16	Kyle Gegan	So.	MH	6-8	Pittsburgh, Pa./North Allegheny
17	Matt Callaway	Fr.	MH	6-7	Wheaton, Ill./Wheaton Warrenville South
18	Matt Seifert	RS-Fr.	MH	6-9	Reading, Pa./Exeter Township Senior

Head Coach: Mark Pavlik (Penn State, 1982), 19th year
Assistant Coaches: Jay Hosack (UC Santa Cruz, 1997) 4th year
 Colin McMillan (Ohio State, 2000), 5th year
Trainer: Brandon Hall (Slippery Rock, 2008), 1st year

Weekend Recap

Penn State improved to 12-3 overall with a 6-1 record in the EIVA with wins against George Mason and Princeton at home in Rec Hall. Sophomore Aaron Russell led the team with 35 kills and senior Tom Comfort added 43. Redshirt freshman Taylor Hammond tallied 99 assists, and both senior Nick Turko and Russell posted three aces. Redshirt sophomore Connor Curry led the Lions with 23 digs and redshirt freshman Matt Seifert had an impressive 13 blocks.

What's Next?

Penn State continues its road trip with a visit to Indiana to take on IPFW and Ball State on March 9-10. From there the Nittany Lions meet Ohio State on March 16 and Saint Francis on March 23. The Lions conclude the month of March with visits to Princeton on March 29 and George Mason on March 30.

The Statistical Story

Here the latest statistics for Penn State, Rutgers-Newark and NJIT heading into this weekend's matches.

	Penn State	Rutgers-Newark	NJIT
Hitting %	.273	.191	.184
Kills per set	12.67	10.00	10.61
Assists per set	11.87	9.37	10.00
Aces per set	1.43	0.85	0.96
Digs per set	8.83	7.81	9.24
Blocks per set	2.15	1.50	1.78



AVCA Div. I-II Men's Coaches Poll

No.	School	Pts.	Record	LW
1	UC Irvine (14)	253	14-3	1
2	BYU (2)	235	11-3	2
3	LBSU	225	12-4	3
4	Stanford	187	9-6	5
5	Pepperdine	182	8-5	4
6	ULCA	170	11-8	7
7	Ohio State	159	11-2	6
8	CS-Northridge	133	7-6	8
9	Penn state	101	12-3	9
10	Lewis	83	11-5	12
11	Hawaii	82	5-10	11
12	Cal-Baptist	68	6-7	13
13	USC	55	3-8	9
14	Harvard	40	9-2	15
15	Pacific	39	5-7	14

Receiving Votes: UCSB 15; UC San Diego 6; Loyola-Chicago 5; Princeton 2

Volleyball Magazine Men's Division I-II Poll

Men's Coaches Poll

No.	School	Pts.	LW
1	UC Irvine (10)	100	1
2	LBSU	86	2
3	BYU	83	3
4	Ohio State	60	5
5	Pepperdine	59	4
6	Stanford	56	6
7	UCLA	41	7
8	CS-Northridge	27	8
9	Penn State	18	9
10	Harvard	8	RV

Receiving Votes: Hawaii, Lewis

Russell and Seifert Garner EIVA Weekly Awards

Sophomore Aaron Russell and redshirt freshman Matt Seifert picked up EIVA Offensive and Defensive Player of the Week awards, respectively. The duo helped guide the Nittany Lions to EIVA wins against George Mason and Princeton on Feb. 22-23. Russell led the Nittany Lions with 35 kills with a .329 hitting percentage. He was second on the team in blocks with eight, averaging 1.00 per set and tallied three aces and nine digs. Seifert was unstoppable at the net combining for 13 total blocks for the weekend. He averaged 1.86 blocks per set. Seifert also posted 12 kills on .350 hitting, with two digs and an ace.

Nittany Lions Sweep EIVA Awards

Junior Peter Russell and redshirt sophomore Connor Curry earned EIVA Offensive and Defensive Player of the Week laurels, respectively, on Jan. 28. The pair led Penn State to wins against Loyola-Chicago, Sacred Heart and Harvard. Russell hit .358 for the week and totaled 26 kills, four aces, 13 digs and eight blocks. Curry combined for 29 digs, averaging 2.64 digs per set. His effective passing helped Penn State hit .240 for the week.

Mike Anderson Penn State Player of the Game

In honor of All-American Matt Anderson's father Mike Anderson, who passed away unexpectedly in 2010, the Penn State volleyball family has chosen to honor one Nittany Lion at the conclusion of each match in honor of Mike.

1/18 - Tom Comfort	2/2 - Nick Goodell
1/22 - Peter Russell	2/8 - Matt Seifert
1/25 - Taylor Hammond	2/9 - Aaron Russell
1/26 - Connor Curry/Kyle Mars	2/23 - Peter Russell
2/1 - Scott Kegerreis	2/24 - Aaron Russell

Turko Serves It Up

Senior Nick Turko is making his mark in Penn State's career records. He entered his final season ranked in the top 10 in career aces and is continuing to cement his spot in program history. He currently has 102 aces for his career.

1. 207 - Max Holt (2006-09)	6. 105 - Nick Turko (2009-present)
2. 130 - Zeljko Koljesar (2000-03)	7. 100 - Will Price (2008-10)
3. 126 - Carlos Guerra (2000-03)	8. 99 - Jose Quinones (1999-02)
4. 108 - Matt Proper (2003-06)	9. 88 - Jason Kepner (1994-97)
5. 107 - Joe Sunder (2009-12)	88 - Alex Gutor (2004-07)
	10. 85 - Eric Houston (1998-00)

Russell and Curry Earn EIVA Weekly Honors

Two Nittany Lions were named EIVA Players of the Week. Redshirt sophomore Connor Curry was named the EIVA Defensive Player of the Week, while sophomore Aaron Russell was named the EIVA Offensive Player of the Week on Jan. 14. The duo helped Penn State to a 2-1 record in the Outrigger Invitational.

Russell, who was named to the Outrigger All-Tournament Team, led the Lions offensively with 42 kills and 45.0 points. He finished second on the team with 22 digs, averaging 1.69 per set and had a team-best 3.23 kills per set on .295 hitting. Curry was the starting libero for all three matches in Honolulu. He posted a team-high 29 digs (2.23 per set) and also had six assists. His effective passing helped Penn State hit .296 for the week.

Outrigger Invitational All-Tournament Team

Two members of the Penn State men's volleyball team earned spots on the Outrigger Invitational All-Tournament Team. Sophomore Aaron Russell and redshirt-freshman Taylor Hammond were Penn State's honorees. They joined Ohio State's Michael Henchy, Hawaii's JP Marks and Matthew Cheape, as well as Robert Page and the Most Outstanding Player Dane Worley of UCLA.

Men's Volleyball Debuts at No. 8 in AVCA Div. I-II Preseason Coaches Poll

The Penn State men's volleyball team debuted in the 2013 AVCA Division I-II Preseason Coaches Poll at No. 8. The Nittany Lions face six teams in 2013 that are ranked in this year's preseason poll, including No. 6 UCLA, No. 11 Ohio State, No. 5 Lewis, No. 10 Loyola-Chicago and No. 14 George Mason. Hawaii, Penn State's second opponent in the Outrigger Invitational, received votes in the preseason poll.



By The Numbers...

Overall	12-3
At home.....	9-1
On the road	2-1
On a neutral court	1-1
Non-conference matches	6-2
Against ranked D1 opponents	3-1
Against unranked D1 opponents	9-0
Against EIVA opponents	6-1
Against MIVA opponents	3-1
Against MPSF opponents.....	1-1
In front of a crowd of 2,000+	1-1
By Individual Set...	
Three sets	7-2
Four Sets.....	3-0
Five Sets	2-1
Sets over 25 points	4-2
Fifth sets over 15 points	1-0
When...	
Winning 1-0.....	11-1
Winning 2-0.....	9-0
Losing 1-0	1-2
Losing 2-0	0-2
On TV	1-0
On Radio	11-2
By Kills...	
Leading in kills	11-1
Trailing in kills	1-1
Tied in kills	0-1
By Digs...	
Leading in digs.....	9-1
Trailing in digs	1-2
Tied in digs.....	2-0
By Hitting Percentage...	
Leading/tied in hitting pct.	10-0
Trailing in hitting pct.	2-3
Hitting .400 or above	2-0
Hitting .300-.399	3-1
Hitting .200-.299	5-1
Hitting .100-.199	1-1
Hitting below .100.....	1-0
Holding opponents below .200.....	7-0
Holding opponents to .100 or below	2-0
By Blocks...	
Leading in blocks.....	6-0
Trailing in blocks	5-2
Tied in blocks.....	1-1
By Day of the Week...	
Tuesday/Wednesday/Thursday.....	1-1
Friday	6-1
Saturday/Sunday	5-1
By the Players...	
Two or more players with double-digit kills....	6-2
Two or more players with double-digit digs...0-0	
The team has 10 or more blocks	4-0

Russell Named Off the Block Preseason All-American

Sophomore Aaron Russell was named to the Off the Block Preseason First Team All-America Team for Division I-II. He was one of 20 players nationwide selected to the teams. A total of 10 players were named Preseason First Team and Preseason Second Team All-Americans. Players from 11 different programs were picked. Russell helped guide Penn State to a 23-6 overall record in 2012, including a 14-0 record in EIVA action. He was a 2012 Third Team Volleyball Magazine All-American, a First Team All-EIVA honoree and was named to the EIVA Championship All-Tournament team.

Penn State in the top 10 EIVA Stats (as of Feb 25, 2013)

Category.....	All Matches	Rank (leader)
Hitting Pct.	273	2nd (HARV - .276)
<i>Matt Seifert</i>	394	1st
<i>Tom Comfort</i>	279	10th
Opp. Hitting Pct.	215	3rd (HARV - .137)
Assists Per Set	11.87	4th (HARV - 11.81)
<i>Taylor Hammond</i>	11.02	1st
Kills Per Set	12.67	1st
<i>Tom Comfort</i>	3.22	5th
<i>Aaron Russell</i>	3.22	6th
Blocks Per Set	2.15	5th (PRIN - 2.80)
Service Aces Per Set ..	1.43	1st
<i>Nick Turko</i>	0.39	1st
<i>Aaron Russell</i>	0.32	5th
Digs Per Set	8.83	4th (GMU - 9.77)
<i>Connor Curry</i>	2.48	3rd

Penn State in the top 30 National Stats (as of February 25, 2013)

Category.....	All Matches	Rank	Leader	Stats
Hitting Pct.	273	13th.....	BYU.....	.328
Assists Per Set	11.87	8th.....	Cal-Baptist	13.16
<i>Taylor Hammond</i>	11.02	3rd.....	<i>P. Heinen, OSU</i>	11.31
Kills Per Set	12.67	8th.....	Cal-Baptist.....	13.85
<i>Tom Comfort</i>	3.22	28th.....	<i>L. Cabral, Cal-Baptist</i>	4.41
<i>Aaron Russell</i>	3.22	29th		
Blocks Per Set	2.15	26th.....	BYU.....	3.06
Service Aces Per Set ..	1.43	5th.....	Mount Olive.....	2.02
<i>Nick Turko</i>	0.39	11th.....	<i>T. Huizinga, Lindenwood</i> ...	0.68
<i>Aaron Russell</i>	0.32	26th		
Digs Per Set	8.83	18th.....	Ohio State	11.47
<i>Connor Curry</i>	2.48	9th.....	<i>B. Anderson, OSU</i>	3.36



Nittany Lion Individual Season Bests

Player	Hitting Pct.	Assists	Kills	Aces	Digs	Blocks	Points
Taylor Hammond	N/A	52 (Princeton)	3 (Lewis)	1 (4x)	7 (3x)	3 (3x)	4.0 (Harvard)
Zack Parik	N/A	1 (UCLA)	N/A	1 (5x)	N/A	N/A	1.0 (5x)
Connor Curry	N/A	3 (3x)	N/A	N/A	21 (Harvard)	N/A	N/A
Nick Goodell	.632 (Mt. Olive)	1 (SHU)	13 (Mt. Olive)	1 (3x)	4 (Harvard)	2 (Pfeiffer)	14.5 (Mt. Olive)
Kyle Mars	N/A	1 (Harvard)	7 (Harvard)	N/A	6 (Harvard)	4 (Harvard)	10.0 (Harvard)
Aaron Russell	.529 (Mt. Olive)	1 (4x)	22 (Princeton)	3 (GMU)	9 (OSU)	5 (GMU)	23.5 (Princeton)
Peter Russell	.667 (LUC)	2 (Princeton)	15 (GMU)	3 (LUC)	10 (Lewis)	4 (Princeton)	17.0 (GMU)
Nick Turko	.667 (LUC)	2 (SHU)	7 (LUC)	3 (3x)	4 (2x)	7 (Hawaii)	10.5 (2x)
Ian Hendries	N/A	N/A	4 (2x)	1 (2x)	4 (Mt. Olive)	4 (Harvard)	6.0 (Harvard)
Tom Comfort	.636 (SHU)	2 (Lewis)	18 (2x)	2 (3x)	12 (Lewis)	4 (3x)	19.5 (GMU)
Matt Kapusta	N/A	N/A	1 (Pfeiffer)	N/A	N/A	N/A	1.0 (Pfeiffer)
Scott Kegerreis	.769 (Pfeiffer)	N/A	11 (Pfeiffer)	1 (2x)	6 (Pfeiffer)	2 (SHU)	12.0 (Pfeiffer)
Kyle Gregan	N/A	N/A	N/A	N/A	N/A	N/A	N/A
Matt Seifert	.769 (SFU)	1 (LUC)	10 (SFU)	3 (SHU)	2 (3x)	8 (Princeton)	13.5 (Princeton)

EIVA Standings

School	Conference	Overall
Penn State	5-1	12-3
Harvard	5-1	9-2
Princeton	3-2	5-3
George Mason	3-2	5-7
Saint Francis	3-4	6-10
NJIT	1-3	3-10
Sacred Heart	1-5	2-9
Rutgers-Newark	0-4	2-6

Match-By-Match Starting Lineups

Date	Opp.	W/L	Score	Setter	Opp.	OH	OH	MB	MB	L
1/10	UCLA	L	3-2	Hammond	Goodell	A. Russell	Kegerreis	Turko	Seifert	Curry
1/11	Hawaii	W	3-2	Hammond	Comfort	A. Russell	P. Russell	Turko	Seifert	Curry
1/12	OSU	W	3-0	Hammond	Comfort	A. Russell	P. Russell	Turko	Seifert	Curry
1/18	Lewis	W	3-1	Hammond	Comfort	A. Russell	P. Russell	Turko	Seifert	Curry
1/22	LUC	W	3-0	Hammond	Comfort	A. Russell	P. Russell	Turko	Seifert	Curry
1/25	SHU	W	3-0	Hammond	Comfort	A. Russell	P. Russell	Turko	Seifert	Curry
1/26	Harvard	W	3-2	Hammond	Comfort	A. Russell	P. Russell	Turko	Seifert	Curry
2/1	Pfeiffer	W	3-0	Hammond	Comfort	A. Russell	P. Russell	Turko	Seifert	Curry
2/2	Mt. Olive	W	3-0	Hammond	Comfort	A. Russell	P. Russell	Hendries	Seifert	Curry
2/8	SFU	W	3-0	Hammond	Comfort	A. Russell	P. Russell	Turko	Seifert	Curry
2/9	OSU	L	3-0	Hammond	Comfort	A. Russell	P. Russell	Turko	Seifert	Curry
2/15	Harvard	L	3-0	Hammond	Comfort	A. Russell	P. Russell	Turko	Seifert	Curry
2/16	SHU	W	3-0	Hammond	Comfort	A. Russell	P. Russell	Turko	Seifert	Curry
2/22	GMU	W	3-1	Hammond	Comfort	A. Russell	P. Russell	Turko	Seifert	Curry
2/23	PU	W	3-1	Hammond	Comfort	A. Russell	P. Russell	Turko	Seifert	Curry

2013 Honors

Tom Comfort

Mike Anderson Player of the Game (1/18)

Connor Curry

Mike Anderson Player of the Game (2/2)
EIVA Defensive Player of the Week (1/14, 1/28)

Nick Goodell

Mike Anderson Player of the Game (2/2)

Taylor Hammond

Outrigger Invitational All-Tournament Team
Mike Anderson Player of the Game (1/10)

Scott Kegerreis

Mike Anderson Player of the Game (2/1)

Kyle Mars

Mike Anderson Player of the Game 1/26)

Aaron Russell

Off the Block Preseason All-America
Outrigger Invitational All-Tournament Team
EIVA Offensive Player of the Week (1/14, 2/25)
Mike Anderson Player of the Game (2/2, 2/23)

Peter Russell

EIVA Offensive Player of the Week (1/28)
Mike Anderson Player of the Game (1/22, 2/22)

Matt Seifert

EIVA Defensive Player of the Week (2/23)
Mike Anderson Player of the Game (2/8)

Nittany Lion Team Highs

Hitting Pct.

- .494 (44-6-77) vs. Loyola-Chicago (1/22)

Kills

- 59 vs. Princeton (2/23)

Assists

- 56 vs. Princeton (2/23)

Aces

- 9 vs. George Mason (2/22)

Digs

- 54 vs. Lewis (1/18)

Solo Blocks

- 4 vs. Harvard (1/26)

Block Assists

- 25 vs. Princeton (2/23)

Total Blocks

- 13.5, 2x, last vs. Princeton (2/23)

Points

- 76.5 at Hawaii (1/11)



2013 Schedule and Results

Date	Opponent	W/L	Score	Set Scores	Site	Att.	Record	Time
1/10	UCLA	L	3-2	25-19, 18-25, 25-18, 21-25, 10-15	Honolulu, Hawaii	2,677	0-1	2:05
1/11	Hawaii	W	3-2	24-26, 25-18, 17-25, 25-15, 16-14	Honolulu, Hawaii	2,960	1-1	2:30
1/12	Ohio State	W	3-0	26-24, 25-17, 25-22	Honolulu, Hawaii	3,048	2-1	1:24
1/18	Lewis	W	3-1	25-22, 25-23, 20-25, 25-18	University Park, Pa.	748	3-1	2:03
1/22	Loyola-Chicago	W	3-0	27-25, 25-16, 25-19	University Park, Pa.	206	4-1	1:24
1/25	Sacred Heart	W	3-0	25-12, 25-18, 25-23	University Park, Pa.	346	5-1	1:16
1/26	Harvard	W	3-2	25-23, 20-25, 25-14, 16-25, 15-6	University Park, Pa.	657	6-1	1:56
2/1	Pfeiffer	W	3-0	25-15, 25-22, 25-18	University Park, Pa.	385	7-1	1:16
2/2	Mount Olive	W	3-0	26-24, 25-22, 25-22	University Park, Pa.	227	8-1	1:31
2/8	Saint Francis	W	3-0	25-15, 25-21, 25-17	University Park, Pa.	1,222	9-1	1:11
2/9	Ohio State	L	3-0	22-25, 20-25, 24-26	University Park, Pa.	3,227	9-2	1:36
2/15	Harvard	L	3-0	25-23, 25-17, 25-23	Cambridge, Mass.	550	9-3	1:21
2/16	Sacred Heart	W	3-0	25-17, 25-18, 25-23	Fairfield, Conn.	309	10-3	1:15
2/22	George Mason	W	3-1	25-21, 25-20, 21-25, 25-22	University Park, Pa.	521	11-3	2:02
2/23	Princeton	W	3-1	25-23, 19-25, 25-22, 27-25	University Park, Pa.	309	12-3	2:01



Individual Player Match-By-Match Highs

<u>Date</u>	<u>Opponent</u>	<u>Kills</u>	<u>Attacks</u>	<u>Assists</u>	<u>Digs</u>	<u>Total Blocks</u>
1/10	UCLA	12 - A. Russell	29 - A. Russell	44 - Hammond	12 - Curry	2 - Hammond 2 - Turko 2 - Seifert
1/11	Hawaii	17 - A. Russell	29 - Comfort	50 - Hammond	7 - A. Russell	7 - Turko
1/12	Ohio State	13 - A. Russell	30 - P. Russell	41 - Hammond	11 - Curry	4 - Comfort
1/18	Lewis	18 - Comfort	41 - Comfort	43 - Hammond	12 - Curry 12 - Comfort	4 - Turko
1/22	Loyola-Chicago	10 - Comfort 10 - P. Russell	20 - A. Russell	36 - Hammond	7 - P. Russell	5 - Turko
1/25	Sacred Heart	7 - A. Russell 7 - Comfort	14 - A. Russell	31 - Hammond	5 - A. Russell	3 - P. Russell 3 - Turko
1/26	Harvard	12 - P. Russell	35 - Comfort	37 - Hammond	21 - Curry	4 - Mars 4 - Hendries
2/1	Pfeifer	11 - Kegerreis	21 - Goodell	36 - Hammond	9 - Curry	2 - Seifert 2 - Goodell
2/2	Mount Olive	13 - Goodell	27 - P. Russell	40 - Hammond	8 - P. Russell	5 - Seifert
2/8	Saint Francis	10 - Seifert	17 - P. Russell 17 - Comfort	38 - Hammond	7 - A. Russell	4 - Turko
2/9	Ohio State	16 - A. Russell	31 - P. Russell	39 - Hammond	12 - Curry	2 - P. Russell 2 - Turko 2 - Seifert
2/15	Harvard	11 - A. Russell	23 - P. Russell	29 - Hammond	5 - Curry	2 - Turko
2/16	Sacred Heart	9 - A. Russell	17 - Goodell	32 - Hammond	7 - Hammond	4 - Seifert
2/22	George Mason	18 - Comfort	35 - Comfort	47 - Hammond	14 - Curry	5 - A. Russell 5 - M. Seifert
2/23	Princeton	22 - A. Russell	43 - A. Russell	52 - Hammond	9 - Curry	8 - Seifert
Totals (including ties)		8 - A. Russell 4 - Comfort 2 - P. Russell 1 - Kegerreis 1 - Goodell 1 - Seifert	5 - P. Russell 5 - Comfort 4 - A. Russell 2 - Goodell	15 - Hammond	8 - Curry 3 - A. Russell 2 - P. Russell 1 - Comfort 1 - Hammond	7 - Turko 7 - Seifert 2 - P. Russell 1 - Comfort 1 - Hammond 1 - Mars 1 - Hendries 1 - Goodell 1 - A. Russell



Team Match-By-Match State Comparison

<u>Date</u>	<u>Opponent</u>	<u>Sets</u>	<u>Kills</u>	<u>Hitting %</u>	<u>Aces</u>	<u>Digs</u>	<u>Total Team Blocks</u>	<u>Total Points Scored*</u>
1/10	UCLA	5	54/54	.303/.304	4/11	36/45	5.0/5.0	63.0/70.0
1/11	Hawaii	5	56/58	.294/.248	7/5	24/36	13.5/10.0	76.5/73.0
1/12	Ohio State	3	44/34	.292/.196	7/3	33/31	5.0/9.0	56.0/46.0
1/18	Lewis	4	51/45	.195/.154	4/3	54/48	9.0/17.5	64.0/65.5
1/22	Loyola-Chicago	3	44/38	.494/.262	5/5	26/23	7.0/3.0	56.0/46.0
1/25	Sacred Heart	3	35/24	.313/.060	4/4	21/14	8.5/4.0	47.5/32.0
1/26	Harvard	5	42/34	.047/.062	8/5	49/42	11.0/17.5	61.0/56.5
2/1	Pfeiffer	3	39/29	.284/.175	6/2	28/23	5.0/6.0	50.0/37.0
2/2	Mount Olive	3	44/36	.379/.262	5/7	26/26	6.0/4.0	55.0/47.0
2/8	Saint Francis	3	43/29	.455/.133	6/2	25/22	7.5/2.0	56.5/33.0
2/9	Ohio State	3	42/40	.173/.333	6/3	34/33	5.5/10.0	53.0/53.0
2/15	Harvard	3	35/74	.244/.457	3/4	21/22	2.0/7.0	40.0/58.0
2/16	Sacred Heart	3	40/29	.355/.108	2/1	30/21	8.0/6.0	50.0/36.0
2/22	George Mason	4	56/43	.281/.235	9/4	33/29	10.0/10.0	75.0/57.0
2/23	Princeton	4	59/47	.219/.234	1/2	37/37	13.5/17.5	73.5/66.5

* indicates total points scored by a team (kills, aces, blocks), not the cumulative total game scores, which also take into account opponent errors



2013 Penn State Superlatives

<u>Three sets</u>	<u>Individual</u>	<u>Team</u>
Kills:	16 - Aaron Russell vs. Ohio State (2/9)	44 - 3x, last vs. Mount Olive (2/2)
Attacks:	31 - Peter Russell vs. Ohio State (2/9)	104 - vs. Ohio State (2/9)
Attack Percentage*:	.769 (10-0-13) - 2x, last, M. Seifert vs. Saint Francis (2/8)	.494 (44-6-77) - vs. Loyola (1/22)
Assists:	41 - Taylor Hammond vs. Ohio State (1/12)	43 - 2x, last vs. Mount Olive (2/2)
Aces:	3 - 3x, last, M. Seifert, Sacred Heart (1/25)	7 - vs. Ohio State (1/12)
Digs:	12 - Connor Curry vs. Ohio State (2/9)	34 - vs. Ohio State (2/9)
Solo Blocks:	1 - 12x, last, P. Russell, M. Seifert & I. Hendries at Sacred Heart (2/16)	3 - 2x, last at Sacred Heart (2/16)
Block Assists:	5 - 2x, last, M. Seifert vs. Mount Olive (2/2)	15 - vs. Saint Francis (2/8)
Total Blocks:	5 - 2x, last, M. Seifert vs. Mount Olive (2/2)	8.5 - vs. Sacred Heart (1/25)

<u>Four sets</u>	<u>Individual</u>	<u>Team</u>
Kills:	22 - Aaron Russell vs. Princeton (2/23)	59 - vs. Princeton (2/23)
Attacks:	43 - Aaron Russell vs. Princeton (2/23)	137 - vs. Princeton (2/23)
Attack Percentage*:	.600 (6-0-10) - Nick Turko vs. George Mason (2/22)	.281 (56-24-114) - vs. George Mason (2/22)
Assists:	52 - Taylor Hammond vs. Princeton (2/23)	56 - vs. Princeton (2/23)
Aces:	3 - 2x, last, A. Russell & N. Turko vs. George Mason (2/22)	9 - vs. George Mason (2/22)
Digs:	14 - Connor Curry vs. George Mason (2/22)	54 - vs. Lewis (1/18)
Solo Blocks:	2 - Aaron Russell vs. Lewis (1/18)	3 - vs. Lewis (1/18)
Block Assists:	7 - Matt Seifert vs. Princeton (2/23)	25 - vs. Princeton (2/23)
Total Blocks:	8 - Matt Seifert vs. Princeton (2/23)	13.5 - vs. Princeton (2/23)

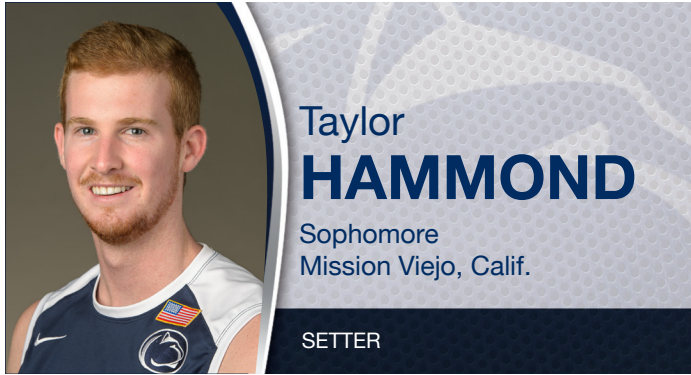
<u>Five sets</u>	<u>Individual</u>	<u>Team</u>
Kills:	17 - Aaron Russell vs. Hawaii (1/11)	56 - at Hawaii (1/11)
Attacks:	35 - Tom Comfort vs. Harvard (1/26)	127 - vs. Harvard (1/26)
Attack Percentage*:	.533 (9-1-15) - Matt Seifert vs. UCLA (1/10)	.303 (54-17-122) - vs. UCLA (1/10)
Assists:	50 - Taylor Hammond vs. Hawaii (1/11)	53 - at Hawaii (1/11)
Aces:	3 - Nick Turko vs. Harvard (1/26)	8 - vs. Harvard (1/26)
Digs:	21 - Connor Curry vs. Harvard (1/26)	49 - vs. Harvard (1/26)
Solo Blocks:	2 - 2x, last, K. Mars vs. Harvard (1/26)	4 - vs. Harvard (1/26)
Block Assists:	7 - Nick Turko vs. Hawaii (1/11)	21 - at Hawaii (1/11)
Total Blocks:	7 - Nick Turko vs. Hawaii (1/11)	13.5 - at Hawaii (1/11)

2013 Opponent Superlatives

<u>Three sets</u>	<u>Individual</u>	<u>Team</u>
Kills:	13 - 3x, last, DJ White, Harvard (2/15)	47 - Harvard (2/15)
Attacks:	33 - 2x, last, L. Patterson, Saint Francis (2/8)	93 - Ohio State (2/9)
Attack Percentage*:	.571 (9-1-14) - Colin Sherwin, Saint Francis (2/8)	.457 (47-10-81) - Harvard (2/15)
Assists:	40 - Rob Lothman, Harvard (2/15)	42 - Harvard (2/15)
Aces:	4 - Adam Miracle, Mount Olive (2/2)	7 - Mount Olive (2/2)
Digs:	16 - Brenne Anderson, Ohio State (1/12)	33 - Ohio State (2/9)
Solo Blocks:	2 - 2x, last, Raymond Satagaj, Sacred Heart (2/16)	4 - 2x, last, Sacred Heart (2/16)
Block Assists:	6 - Grayson Overman, Ohio State (2/9)	14 - Ohio State (2/9)
Total Blocks:	7 - Grayson Overman, Ohio State (2/9)	10.0 - Ohio State (2/9)

<u>Four sets</u>	<u>Individual</u>	<u>Team</u>
Kills:	21 - Mark Jones, George Mason (2/22)	47 - Princeton (2/23)
Attacks:	43 - Pat Schwagler, Princeton (2/23)	130 - Lewis (1/18)
Attack Percentage*:	.308 (5-1-13) - Bobby Walsh, Lewis (1/18)	.235 (43-19-102) - George Mason (2/22)
Assists:	41 - Davis Waddell, Princeton (2/23)	45 - Princeton (2/23)
Aces:	2 - 2x, last, M. Dye, Princeton (2/23)	4 - George Mason (2/22)
Digs:	12 - Eric Butch, Lewis (1/18)	48 - Lewis (1/18)
Solo Blocks:	4 - Will Siroky, Princeton (2/23)	5 - Princeton (2/23)
Block Assists:	11 - Eric Fitterer, Lewis (1/18)	31 - Lewis (1/18)
Total Blocks:	11 - Eric Fitterer, Lewis (1/18)	17.5 - 2x, last, Princeton (2/23)

<u>Five sets</u>	<u>Individual</u>	<u>Team</u>
Kills:	18 - Sinisa Zarkovic, Hawaii (1/11)	58 - Hawaii (1/11)
Attacks:	39 - Nick Madden, Harvard (1/26)	117 - Hawaii (1/11)
Attack Percentage*:	.500 (18-4-28) - Sinisa Zarkovic, Hawaii (1/11)	.304 (54-19-115) - UCLA (1/10)
Assists:	51 - Max Wechsung, Hawaii (1/11)	55 - Hawaii (1/11)
Aces:	5 - Dane Worley, UCLA (1/10)	11 - UCLA (1/10)
Digs:	15 - 2x, last, M. Cheape, Hawaii (1/11)	45 - UCLA (1/10)
Solo Blocks:	2 - Davis Holt, Hawaii (1/11)	3 - Harvard (1/26)
Block Assists:	7 - C. Zimmick & K. Rehkemper, Harvard (1/26)	16 - Hawaii (1/11)
Total Blocks:	8 - Caleb Zimmick, Harvard (1/26)	11.0 - Harvard (1/26)

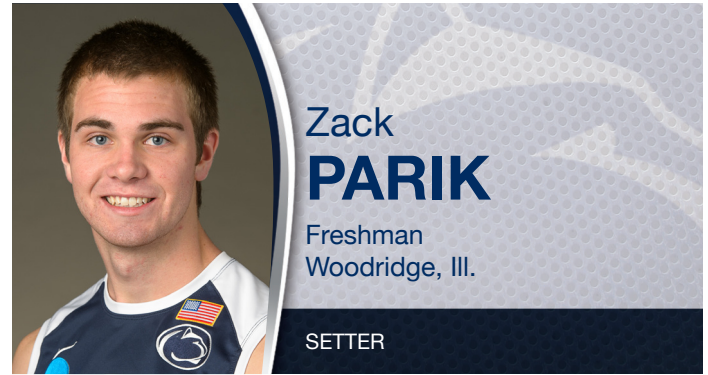


Taylor
HAMMOND

Sophomore
Mission Viejo, Calif.

SETTER

Outrigger Invitational All-Tournament Team ... Mike Anderson Player of the Match (1/25) ... posted 44 assists vs. UCLA (1/10) ... tallied 50 assists and three blocks against Hawaii (1/11) ... had 41 assists against Ohio State (1/12) ... registered 43 assists against Lewis (1/18) ... paced the offense to a .494 hitting percentage with 36 assists vs. Loyola (1/22) ... helped PSU to a .313 hitting percentage with 31 assists vs. Sacred Heart (1/25) ... posted 37 assists and three blocks vs. Harvard (1/26) ... had 36 assists vs. Pfeiffer (2/1) ... paced the offense to a .379 hitting percentage with 40 assists vs. Mount Olive (2/2) ... had 38 assists vs. Saint Francis (2/8) and helped Penn State hit .445 ... had 39 assists against Ohio State (2/9) ... led the team in digs with seven and tallied 32 assists vs. Sacred Heart (2/16) ... posted 47 assists against George Mason (2/22) ... had a season-high 52 assists against Princeton (2/23).



Zack
PARIK

Freshman
Woodridge, Ill.

SETTER

Had an ace vs. Lewis (1/18) ... tallied an ace vs. Harvard (1/26) ... notched an ace vs. Pfeiffer (2/1) ... recorded an ace vs. Mount Olive (2/2) ... registered an ace vs. Saint Francis (2/8).

2013 SEASON HIGHS

Kills:.....3 vs. Lewis (1/18)
Attacks:6 vs. Lewis (1/18)
Hitting Percentage:N/A
Assists:.....52 vs. Princeton (2/23)
Aces:1, 4x, last vs. George Mason (2/22)
Digs:7, 3x, last at Sacred Heart (2/16)
Blocks:3, 3x, last vs. Princeton (2/23)

CAREER HIGHS

Kills:.....3 vs. Lewis (1/18/13)
Attacks:6 vs. Lewis (1/18/13)
Hitting Percentage:N/A
Assists:.....52 vs. Princeton (2/23/13)
Aces:1, 4x, last vs. George Mason (2/22/13)
Digs:7, 3x, last at Sacred Heart (2/16/13)
Blocks:3, 3x, last vs. Princeton (2/23/13)

2013 SEASON HIGHS

Kills:.....N/A
Attacks:N/A
Hitting Percentage:N/A
Assists:.....1 vs. UCLA (1/10)
Aces:1, 5x, last vs. Saint Francis (2/8)
Digs:N/A
Blocks:N/A

CAREER HIGHS

Kills:.....N/A
Attacks:N/A
Assists:.....1 vs. UCLA (1/10/13)
Assists:.....N/A
Aces:1, 5x, last vs. Saint Francis (2/8/13)
Digs:N/A
Blocks:N/A



Connor
CURRY

RS-Sophomore
Newport Beach, Calif.

LIBERO

EIVA Defensive Player of the Week (1/14, 1/28) ... Mike Anderson Penn State Player of the Match (2/2) ... led the team with 12 digs vs. UCLA (1/10) ... had a team-best 11 digs vs. Ohio State (1/11) ... tied for first on the team with 12 digs vs. Lewis (1/18) ... tied his career high with 21 digs vs. Harvard (1/26) ... had a match-high nine digs vs. Pfeiffer (2/1) ... recorded a match-best 12 digs vs. Ohio State (2/9) ... had a match-high 14 digs vs. George Mason (2/22) ... led the Lions with nine digs against Princeton (2/23).



Nick
GOODELL

RS-Sophomore
Ambridge, Pa.

OUTSIDE HITTER

Mike Anderson Penn State Player of the Match (2/2) ... had one kill and one ace vs. Loyola (1/22) ... had eight kills and two blocks vs. Pfeiffer (2/1) ... had a team-high 13 kills on .632 hitting against Mount Olive (2/2) ... pounded eight kills at Harvard (2/15).

2013 SEASON HIGHS

Kills:..... N/A
Attacks: 1 vs. Loyola (1/22)
Hitting Percentage: N/A
Assists: 3, 3x, last vs. George Mason (2/22)
Aces: N/A
Digs: 21 vs. Harvard (1/26)
Blocks: N/A

CAREER HIGHS

Kills:..... N/A
Attacks: 1, 2x, last vs. Loyola (1/22/13)
Hitting Percentage: N/A
Assists: 4, 2x, last vs. Saint Francis (4/21/12)
Aces: N/A
Digs: 21, 2x, last vs. Harvard (1/26/13)
Blocks: N/A

2013 SEASON HIGHS


Kills:..... 13 vs. Mount Olive (2/1)
Attacks: 21 vs. Pfeiffer (2/2)
Hitting Percentage:632 (13-1-19) vs. Mount Olive (2/2)
Assists: 1 at Sacred Heart (2/16)
Aces: 1, 3x, last vs. Mount Olive (2/2)
Digs: 4 vs. Harvard (1/26)
Blocks: 2 vs. Pfeiffer (2/1)

CAREER HIGHS

Kills:..... 22 vs. Harvard (4/7/12)
Attacks: 38 vs. UC Irvine (5/3/12)
Hitting Percentage:750 (15-0-20) at Harvard (2/17/12)
Assists: 1, 4x, last at Sacred Heart (2/16/13)
Aces: 3, 4x, last vs. George Mason (2/25/12)
Digs: 8, 2x, last vs. Harvard (4/7/12)
Blocks: 6 vs. Sacred Heart (4/6/12)




Kyle
MARS
Senior
Rochester, N.Y.
OUTSIDE HITTER



Andrew
ROBERTS
Freshman
Grantville, Pa.
OPPOSITE

Mike Anderson Penn State Player of the Match (1/26) ... had three kills vs. Sacred Heart (1/25) ... posted seven kills, six digs and four blocks vs. Harvard (1/26).

2013 SEASON HIGHS

Kills:..... 7 vs. Harvard (1/26)
Attacks: 20 vs. Harvard (1/26)
Hitting Percentage: N/A
Assists:..... 1 at Harvard (2/15)
Aces: N/A
Digs: 6 vs. Harvard (1/26)
Blocks: 4 vs. Harvard (1/26)

CAREER HIGHS

Kills:..... 7 vs. Harvard (1/26/13)
Attacks: 20 vs. Harvard (1/26/13)
Hitting Percentage:250 (3-1-8) vs. Rutgers-Newark (2/10/12)
Assists:..... 1, 3x, last at Harvard (2/15/13)
Aces: N/A
Digs: 6 vs. Harvard (1/26/13)
Blocks: 4 vs. Harvard (1/26/13)

2013 SEASON HIGHS

Kills:..... N/A
Attacks: N/A
Hitting Percentage: N/A
Assists:..... N/A
Aces: N/A
Digs: N/A
Blocks: N/A

CAREER HIGHS

Kills:..... N/A
Attacks: N/A
Hitting Percentage: N/A
Assists:..... N/A
Aces: N/A
Digs: N/A
Blocks: N/A



Aaron
RUSSELL

Sophomore
Ellicott City, Md.

MIDDLE HITTER



Peter
RUSSELL

Junior
Ellicott City, Md.

OUTSIDE HITTER

Off the Block Preseason All-America ... Outrigger Invitational All-Tournament Team ... EIVA Offensive Player of the Week (1/14, 2/25) ... Mike Anderson Penn State Player of the Match (2/9, 2/23) ... led the team with 12 kills vs. UCLA (1/10) ... had 17 kills and seven digs at Hawaii (1/11) ... posted a match-high 13 kills and seven digs vs. Ohio State (1/12) ... had nine kills, seven digs and three blocks vs. Lewis (1/18) ... had seven kills vs. Sacred Heart (1/25) ... put down 11 kills vs. Mount Olive (2/2) ... had seven kills and a team-high seven digs vs. Saint Francis (2/8) ... led the team with 16 kills against Ohio State (2/9) ... had a team-high 11 kills at Harvard (2/15) ... put down nine kills and tallied six digs at Sacred Heart (2/16) ... third on the team with 13 kills and tied for team best with five blocks vs. George Mason (2/22) ... had a career-high 22 kills against Princeton (2/23).

Mike Anderson Player of the Game (1/22, 2/22) ... EIVA Offensive Player of the Week (1/28) ... posted nine kills vs. UCLA (1/10) ... had 11 kills against Hawaii (1/11) ... pounded 12 kills against Ohio State (1/12) ... had eight kills and 10 digs vs. Lewis (1/18) ... had a match-high 12 kills and three blocks vs. Harvard (1/26) ... pounded 11 kills and led the team with eight digs vs. Mount Olive (2/2) ... second on the team with nine kills vs. Saint Francis (2/8) ... notched 10 kills at Harvard (2/15) ... second on the team with 15 kills against George Mason (2/22) ... tallied seven digs vs. Princeton (2/23).

2013 SEASON HIGHS

Kills:.....22 vs. Princeton (2/23)
 Attacks:43 vs. Princeton (2/23)
 Hitting Percentage:529 (11-2-17) vs. Mount Olive (2/2)
 Assists: 1, 4x, last vs. George Mason (2/22)
 Aces: 3 vs. George Mason (2/22)
 Digs: 9 vs. Ohio State (2/9)
 Blocks: 5 vs. George Mason (2/22)

CAREER HIGHS

Kills:.....22 vs. Princeton (2/23/13)
 Attacks:43 vs. Princeton (2/23/13)
 Hitting Percentage: 778 (7-0-9), 2x, last vs. Harvard (2/17/12)
 Assists: 3 at NJIT (3/23/12)
 Aces:3, 4x, last vs. George Mason (2/22/13)
 Digs: 9 vs. Ohio State (2/9/13)
 Blocks:8 vs. Sacred Heart (4/6/12)

2013 SEASON HIGHS


Kills:..... 15 vs. George Mason (2/22)
 Attacks: 33 vs. George Mason (2/22)
 Hitting Percentage:667 (10-0-15) vs. Loyola (1/22)
 Assists:2 vs. Princeton (2/23)
 Aces:3 vs. Loyola (1/22)
 Digs: 10 vs. Lewis (1/18)
 Blocks:4 vs. Princeton (2/23)

CAREER HIGHS

Kills:..... 15 vs. George Mason (2/22/13)
 Attacks: 33 vs. George Mason (2/22/13)
 Hitting Percentage:667 (10-0-15) vs. Loyola (1/22/13)
 Assists:2 vs. Princeton (2/23/13)
 Aces: 3 vs. Loyola (1/22/13)
 Digs: 10 vs. Lewis (1/18/13)
 Blocks: 4, 2x, last vs. Princeton (2/23/13)




**Nick
TURKO**
Senior
Lewisberry, Pa.
MIDDLE HITTER



**Spencer
Sauter**
Freshman
Woodridge, Ill.
OUTSIDE HITTER

Had a team-best seven blocks at Hawaii (1/11) ... had three aces against Ohio State (1/12) ... had five kills and a team-best four blocks vs. Lewis (1/18) ... posted seven kills in nine swings and a match-high five blocks vs. Loyola (1/22) ... put up three blocks vs. Sacred Heart (1/25) ... had three aces and three blocks vs. Harvard (1/26) ... pounded six kills and had a team-best four blocks vs. Saint Francis (2/8) ... had six kills on 10 errorless swings against Georg Mason (2/22).

2013 SEASON HIGHS

Kills:.....7 vs. Loyola (1/22)
Attacks: 12 vs. Lewis (1/18)
Hitting Percentage: 1.000 (4-0-4) vs. UCLA (1/10)
Assists:..... 2 vs. Sacred Heart (1/25)
Aces: 3, 3x, last vs. George Mason (2/22)
Digs: 4, 2x, last at Harvard (2/15)
Blocks: 7 at Hawaii (1/12)

CAREER HIGHS

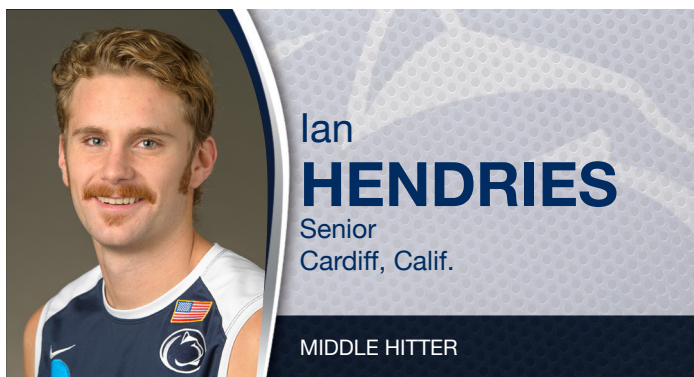
Kills:..... 13 vs. Rutgers-Newark (2/11/11)
Attacks: 18, 4x, last vs. UCSB (3/11/11)
Hitting Percentage: 1.000 (7-0-7) vs. Princeton (5/1/10)
Assists:..... 2 vs. Sacred Heart (1/25/13)
Aces: 5 vs. Ohio State (3/3/12)
Digs: 4, 2x, last vs. Lewis (1/18/13)
Blocks: 7, 2x, last at Hawaii (1/12/13)

2013 SEASON HIGHS

Kills:..... N/A
Attacks: N/A
Hitting Percentage: N/A
Assists:..... N/A
Aces: N/A
Digs: N/A
Blocks: N/A

CAREER HIGHS

Kills:..... N/A
Attacks: N/A
Hitting Percentage: N/A
Assists:..... N/A
Aces: N/A
Digs: N/A
Blocks: N/A



Ian
HENDRIES

Senior
Cardiff, Calif.

MIDDLE HITTER

Led the team with four blocks vs. Harvard (1/26) ... posted four kills and two blocks at Sacred Heart (2/16).



Tom
COMFORT

Senior
Orchard Park, N.Y.

OPPOSITE

Mike Anderson Player of the Game (1/18) ... put down eight kills vs. UCLA (1/10) ... second on the team with 15 kills and four blocks at Hawaii (1/11) ... had 10 kills and a team-best four blocks vs. Ohio State (1/12) ... had a match-high 18 kills and 12 digs vs. Lewis (1/18) ... tied for first on the team with 10 kills on .556 hitting with four blocks vs. Loyola (1/22) ... had seven kills vs. Sacred Heart (1/25) ... was second on the team with nin kills vs. Harvard (1/26) ... pounded nine kills vs. Saint Francis (2/8) ... was second on the team with 13 kills vs. Ohio State (2/9) ... recorded eight kills on .636 hitting at Sacred Heart (2/16) ... had a team-high 18 kills against George Mason (2/22) ... finished second on the team with 14 kills and four blocks against Princeton (2/23).

2013 SEASON HIGHS

Kills:..... 4, 2x, last at Sacred Heart (2/16)
 Attacks: 7 vs. Mount Olive (2/2)
 Hitting Percentage: 1.000 (4-0-4) at Sacred Heart (2/16)
 Assists: N/A
 Aces: 1, 2x, last vs. Mount Olive (2/2)
 Digs: 4 vs. Mount Olive (2/2)
 Blocks: 4 vs. Harvard (1/26)

CAREER HIGHS

Kills:..... 6, 2x, last at Hawaii (1/14/11)
 Attacks: 11, 2x, last vs. Rutgers-Newark (2/11/11)
 Hitting Percentage:833 (5-0-6) at Saint Francis (2/23/11)
 Assists: 2 at Rutgers-Newark (3/24/12)
 Aces: 2 at Loyola (1/30/10)
 Digs: 4 vs. Mount Olive (2/2/13)
 Blocks: 6, 3x, last at UCLA (3/9/11)

2013 SEASON HIGHS

Kills:..... 18, 2x, last vs. George Mason (2/22)
 Attacks: 41 vs. Lewis (1/18)
 Hitting Percentage:636 (8-1-11) at Sacred Heart (2/16)
 Assists: 2 vs. Lewis (1/18)
 Aces: 2, 3x, last vs. Ohio State (2/9)
 Digs: 12 vs. Lewis (1/18)
 Blocks: 4, 4x, last vs. Princeton (2/23)

CAREER HIGHS

Kills:..... 21 at Hawaii (1/8/10)
 Attacks: 43 at UCLA (3/9/11)
 Hitting Percentage:636 (8-1-11) at Sacred Heart (2/16/13)
 Assists: 2 vs. Lewis (1/18/13)
 Aces: 4, 2x, last vs. Ball State (3/18/11)
 Digs: 12 vs. Lewis (1/18/13)
 Blocks: 5 at George Mason (2/26/11)



Matt
KAPUSTA

Junior
Bethel Park, Pa.

OUTSIDE HITTER

Made career debut vs. Sacred Heart (1/25) ... pounded a kill vs. Pfeiffer (2/1).



Scott
KEGERREIS

RS-Junior
Honeybrook, Pa.

OUTSIDE HITTER

Mike Anderson Penn State Player of the Match (2/1) ... posted three kills vs. UCLA (1/10) ... recorded two kills vs. Sacred Heart (1/25) ... had a team-high 11 kills on .769 hitting and six digs vs. Pfeiffer (2/1) ... posted two blocks at Sacred Heart (2/16).

2013 SEASON HIGHS

Kills:..... 1 vs. Pfeiffer (2/1)
 Attacks: 2 vs. Pfeiffer (2/1)
 Hitting Percentage: N/A
 Assists: N/A
 Aces: N/A
 Digs: N/A
 Blocks: N/A

CAREER HIGHS

Kills:..... 1 vs. Pfeiffer (2/1/13)
 Attacks: 2 vs. Pfeiffer (2/1/13)
 Hitting Percentage: N/A
 Assists: N/A
 Aces: N/A
 Digs: N/A
 Blocks: N/A

2013 SEASON HIGHS

Kills:..... 11 vs. Pfeiffer (2/1)
 Attacks: 13 vs. Pfeiffer (2/1)
 Hitting Percentage:769 (11-1-13) vs. Pfeiffer (2/1)
 Assists: N/A
 Aces: 1, 2x, last vs. Pfeiffer (2/1)
 Digs: 6 vs. Pfeiffer (2/1)
 Blocks: 2 at Sacred Heart (2/16)

CAREER HIGHS

Kills:..... 14, 2x, last vs. CS-Northridge (2/5/11)
 Attacks: 27, 2x, last vs. CS-Northridge (2/5/11)
 Hitting Percentage:769 (11-1-13) vs. Pfeiffer (2/1/13)
 Assists: 2 vs. Rutgers-Newark (2/11/11)
 Aces: 3 vs. Loyola (1/28/11)
 Digs: 7, 2x, last at IPFW (4/16/11)
 Blocks: 3, 2x, last vs. Loyola (1/28/11)




**Kyle
GREGAN**
Sophomore
Pittsburgh, Pa.
MIDDLE HITTER



**Matt
CALLAWAY**
Freshman
Wheaton, Ill.
MIDDLE HITTER

Made season debut at Hawaii (1/11).

2013 SEASON HIGHS

Kills:..... N/A
 Attacks: N/A
 Hitting Percentage: N/A
 Assists: N/A
 Aces: N/A
 Digs: N/A
 Blocks: N/A

CAREER HIGHS

Kills:..... 1 vs. Mount Olive (2/3/12)
 Attacks: 1 vs. Mount Olive (2/3/12)
 Hitting Percentage: N/A
 Assists: N/A
 Aces: N/A
 Digs: N/A
 Blocks: 1 vs. Rutgers-Newark (2/10/12)

2013 SEASON HIGHS

Kills:..... N/A
 Attacks: N/A
 Hitting Percentage: N/A
 Assists: N/A
 Aces: N/A
 Digs: N/A
 Blocks: N/A

CAREER HIGHS

Kills:..... N/A
 Attacks: N/A
 Hitting Percentage: N/A
 Assists: N/A
 Aces: N/A
 Digs: N/A
 Blocks: N/A



EIVA Defensive Player of the Week (2/23) ... Mike Anderson Penn State Player of the Match (2/8) ... pounded nine kills with two blocks vs. UCLA (1/10) ... had seven kills and five blocks at Hawaii (1/11) ... had six kills and three blocks vs. Ohio State (1/12) ... had seven kills on .400 hitting with three blocks vs. Lewis (1/18) ... pounded six kills in nine swings vs. Loyola (1/22) ... had three aces vs. Sacred Heart (1/25) ... had a match-high five blocks vs. Mount Olive (2/2) ... pounded a team-best 10 kills on .769 hitting against Saint Francis (2/8) ... posted seven kills and four blocks at Sacred Heart (2/16) ... led the team with eight blocks vs. Princeton (2/23) ... tied for first on the squad with five blocks vs. George Mason (2/22) ... had nine kills on .429 hitting with eight blocks vs. Princeton (2/23).

2013 SEASON HIGHS

Kills:..... 10 vs. Saint Francis (2/8)
 Attacks: 15, 2x, last vs. Lewis (1/18)
 Hitting Percentage:769 (10-0-13) vs. Saint Francis (2/8)
 Assists:.....1 vs. Loyola (1/22)
 Aces: 3 vs. Sacred Heart (1/25)
 Digs: 2, 3x, last vs. Princeton (2/23)
 Blocks:8 vs. Princeton (2/23)

CAREER HIGHS

Kills:..... 10 vs. Saint Francis (2/8/13)
 Attacks: 15, 2x, last vs. Lewis (1/18/13)
 Hitting Percentage:769 (10-0-13) vs. Saint Francis (2/8/13)
 Assists:..... 1 vs. Loyola (1/22/13)
 Aces: 3 vs. Sacred Heart (1/25/13)
 Digs:2, 3x, last vs. Princeton (2/23/13)
 Blocks:8 vs. Princeton (2/23/13)