



# **PENN STATE**

## **LADY LION BASKETBALL**

### **10-TIME BIG TEN CHAMPIONS**

## **Postseason Media Guide**

### **2015 Big Ten Tournament**

#### **March 4-8, 2015**

#### **Sears Centre**

#### **Hoffman Estates, Ill.**



# **BIG**

**WOMEN'S BASKETBALL**  
**TOURNAMENT**  
HOFFMAN ESTATES 2015

#### **CONTENTS**

- ▶ **BIG TEN TOURNAMENT PREVIEW AND INFORMATION**
- ▶ **UPDATED NOTES**
- ▶ **PLAYER PAGES**
- ▶ **FINAL REGULAR SEASON STATS**
- ▶ **CLIPS**



#### **WOMEN'S BASKETBALL CONTACT**

Kristina Petersen  
**Twitter:** @ladylionsid  
**Website:** [www.GoPSUSports.com](http://www.GoPSUSports.com)  
**Email:** [kap18@psu.edu](mailto:kap18@psu.edu)  
**Cell:** 814-883-4581  
**Office:** 814-865-1757

# 2015 BIG TEN WOMEN'S BASKETBALL TOURNAMENT

MARCH 4-8 • SEARS CENTRE ARENA • HOFFMAN ESTATES, IL



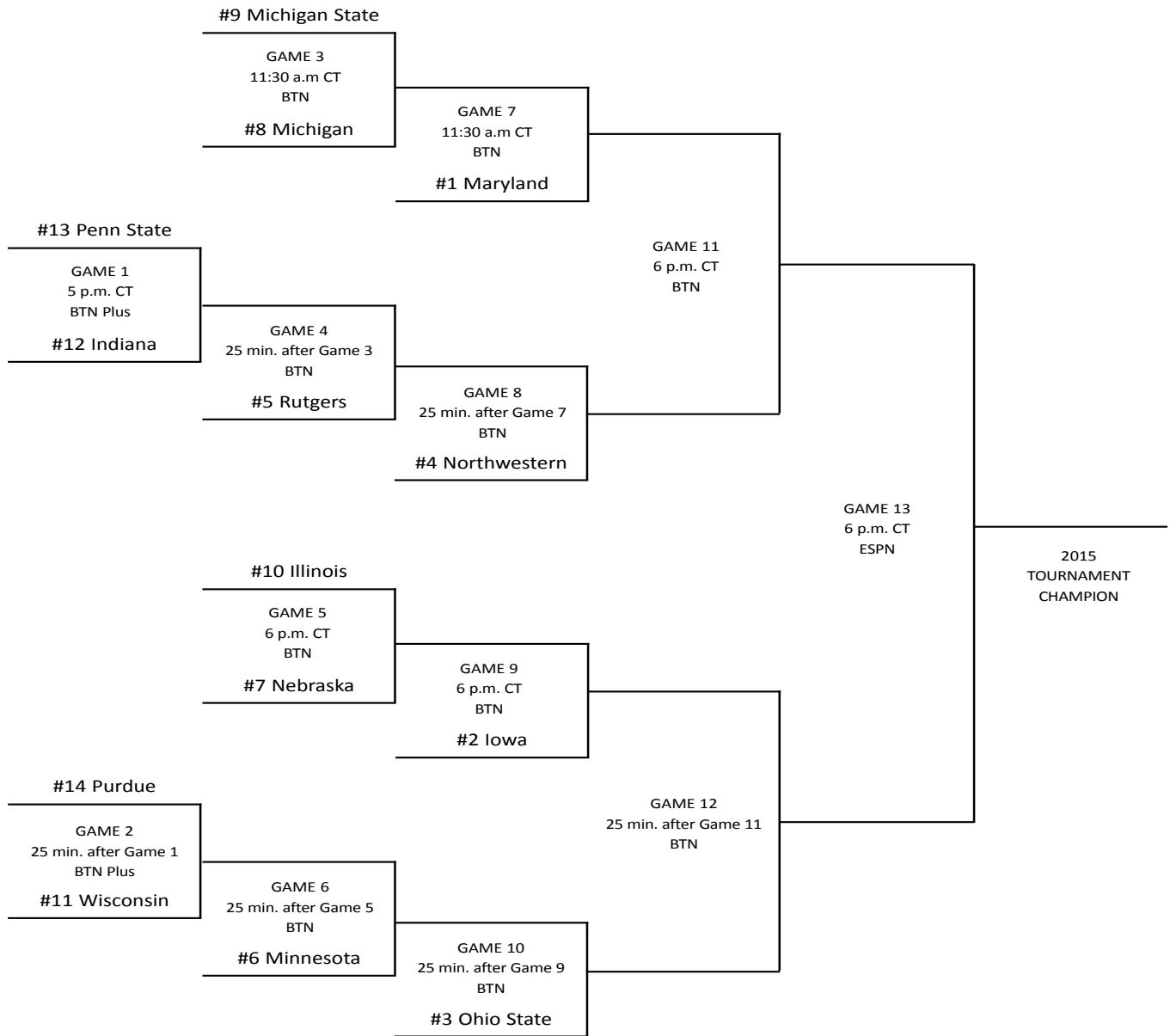
MARCH 4

MARCH 5

MARCH 6

MARCH 7

MARCH 8



## POINTS-REBOUNDS-ASSISTS: LADY LION BIG TEN TOURNAMENT CAREER PERFORMANCES

Opponent	Date	W/L	Agee	DeGraaf	Harris	Mitchell	Sevillian	Waldner	Whitted
Minnesota	3/12/12	W, 78-74	n/a	n/a	n/a	n/a	n/a	0-1-0	n/a
Purdue	3/13/12	L, 68-66	n/a	n/a	n/a	n/a	n/a	0-0-0	n/a
Ohio State	3/8/13	W, 76-66	0-2-0	n/a	n/a	n/a	n/a	0-0-0	n/a
Michigan State	3/9/13	L, 54-46	1-1-0	n/a	n/a	n/a	n/a	2-0-1 (B)	n/a
Ohio State	3/7/14	L, 99-82	1-1-1 (B)	DNP	0-0-0	4-7-1	0-0-0	4-1-1	3-1-0
<b>Total</b>		<b>2-3</b>	<b>2-4-1 (B)</b>	<b>0-0-0</b>	<b>0-0-0</b>	<b>4-7-1</b>	<b>0-0-0</b>	<b>6-2-1-1 (B)</b>	<b>3-1-0</b>



# BIG TEN TOURNAMENT HISTORY

Seed	Round	Seed/Opponent	Result
<b>1995 Hinkle Fieldhouse, Indianapolis, Ind. (CHAMPIONS)</b>			
1	Quarterfinal	9/Iowa	W, 69-62
	Semifinal	5/Indiana	W, 72-64
	Final	7/Ohio State	W, 68-63
<b>1996 Hinkle Fieldhouse, Indianapolis, Ind. (CHAMPIONS)</b>			
2	Quarterfinal	7/Northwestern	W, 85-70
	Semifinal	6/Ohio State	W, 84-70
	Final	4/Purdue	W, 71-69
<b>1997 Hinkle Fieldhouse, Indianapolis, Ind.</b>			
7	First	10/Ohio State	L, 79-80
<b>1998 RCA Dome, Indianapolis, Ind. (RUNNER-UP)</b>			
7	First	10/Northwestern	W, 97-76
	Quarterfinal	2/Illinois	W, 74-71
	Semifinal	3/Michigan	W, 87-81 (OT)
	Final	5/Purdue	L, 49-59
<b>1999 RCA Dome, Indianapolis, Ind.</b>			
2	Quarterfinal	7/Michigan State	W, 79-74
	Semifinal	3/Illinois	L, 75-77
<b>2000 Consecos Fieldhouse, Indianapolis, Ind. (RUNNER-UP)</b>			
1	Quarterfinal	9/Ohio State	W, 64-48
	Semifinal	4/Illinois	W, 81-74
	Final	3/Purdue	L, 63-71
<b>2001 Van Andel Arena, Grand Rapids, Mich.</b>			
4	Quarterfinal	5/Michigan	L, 60-66
<b>2002 Consecos Fieldhouse, Indianapolis, Ind. (RUNNER-UP)</b>			
2	Quarterfinal	7/Ohio State	W, 70-55
	Semifinal	6/Wisconsin	W, 76-62
	Final	5/Indiana	L, 72-75

Seed	Round	Seed/Opponent	Result
<b>2003 Consecos Fieldhouse, Indianapolis, Ind.</b>			
1	Quarterfinal	8/Indiana	W, 67-64
	Semifinal	4/Ohio State	L, 61-72
<b>2004 Consecos Fieldhouse, Indianapolis, Ind. (RUNNER-UP)</b>			
1	Quarterfinal	9/Indiana	W, 79-66
	Semifinal	5/Michigan State	W, 58-54
	Final	2/Purdue	L, 58-59
<b>2005 Consecos Fieldhouse, Indianapolis, Ind.</b>			
3	Quarterfinal	6/Iowa	W, 68-66
	Semifinal	2/Michigan State	L, 76-83
<b>2006 Consecos Fieldhouse, Indianapolis, Ind.</b>			
8	First Round	9/Wisconsin	W, 80-73
	Quarterfinal	1/Ohio State	L, 46-64
<b>2007 Consecos Fieldhouse, Indianapolis, Ind.</b>			
5	Quarterfinal	4/Illinois	W, 73-71
	Semifinal	1/Ohio State	L, 71-73 (OT)
<b>2008 Consecos Fieldhouse, Indianapolis, Ind.</b>			
10	First Round	7/Michigan	L, 54-64
<b>2009 Consecos Fieldhouse, Indianapolis, Ind.</b>			
8	First Round	9/Illinois	L, 49-58
<b>2010 Consecos Fieldhouse, Indianapolis, Ind.</b>			
6	First Round	11/Minnesota	W, 63-52
	Quarterfinal	3/Iowa	L, 75-82
<b>2011 Consecos Fieldhouse, Indianapolis, Ind. (RUNNER-UP)</b>			
2	Quarterfinal	7/Purdue	W, 73-61
	Semifinal	11/Illinois	W, 79-64
	Final	5/Ohio State	L, 70-84
<b>2012 Bankers Life Fieldhouse, Indianapolis, Ind.</b>			
1	Quarterfinal	8/Minnesota	W, 78-74
	Semifinal	4/Purdue	L, 66-68
<b>2013 Sears Centre, Hoffman Estates, Ill.</b>			
1	Quarterfinal	9/Ohio State	W, 76-66
	Semifinal	4/Michigan State	L, 46-54
<b>2014 Bankers Life Fieldhouse, Indianapolis, Ind.</b>			
1	Quarterfinal	8/Ohio State	L, 82-99

## BIG TEN YEAR-BY-YEAR RECORDS

Regular Season (244-118)			Tournament (25-17)		
1993	Third	14-4	1993	no tournament	
1994	Co-Champions	16-2	1994	no tournament	
1995	Co-Champions	13-3	1995	Champions	3-0
1996	Second	13-3	1996	Champions	3-0
1997	Sixth (tie)	8-8	1997	First Round	0-1
1998	Seventh	8-8	1998	Final (Runner-Up)	3-1
1999	Second	12-4	1999	Semifinals	1-1
2000	Champions	15-1	2000	Final (Runner-Up)	2-1
2001	Fourth	11-5	2001	First Round	0-1
2002	Second	11-5	2002	Final (Runner-Up)	2-1
2003	Champions	13-3	2003	Semifinals	1-1
2004	Champions	15-1	2004	Finals (Runner-Up)	2-1
2005	Third	13-3	2005	Semifinals	1-1
2006	Seventh (tie)	6-10	2006	Quarterfinals	1-1
2007	Fifth (tie)	7-9	2007	Semifinals	1-1
2008	10th	4-14	2008	First Round	0-1
2009	Seventh (tie)	6-12	2009	First Round	0-1
2010	Sixth (tie)	8-10	2010	Quarterfinals	1-1
2011	Second	11-5	2011	Final (Runner-Up)	2-1
2012	Champions	13-3	2012	Semifinals	1-1
2013	Champions	14-2	2013	Semifinals	1-1
2014	Co-Champions	13-3	2014	Quarterfinals	0-1
2015	13th (tied)	3-15			

TOTAL: 25-18 ALL-TIME RECORD

BIG TEN TOURNAMENT STANDINGS				
Team	W	L	Pct.	Champions
1. Purdue	37	11	.771	98, 99, 00, 03, 04, 07, 12, 13
2. Ohio State	33	16	.673	06, 09, 10, 11
3. Nebraska	7	2	.778	2014
4. <b>PENN STATE</b>	<b>25</b>	<b>18</b>	<b>.581</b>	<b>1995, 1996</b>
5. Iowa	20	18	.526	1997, 2001
6. Michigan State	17	19	.472	2005
7. Illinois	16	20	.444	
8. Indiana	14	19	.424	2002
9. Michigan	11	20	.355	
10. Wisconsin	9	20	.310	
11. Minnesota	8	20	.286	
12. Northwestern	4	20	.167	



# BIG TEN TOURNAMENT RECORDS

## PENN STATE

### Individual

Points:	34, Kelly Mazzante vs. Wisconsin, 3/3/02
Rebounds:	18, Amanda Brown vs. Illinois, 3/2/07
Field Goals:	12, Kelly Mazzante vs. Wisconsin, 3/3/02
Field Goal Attempts:	29, Kelly Mazzante vs. Ohio State, 3/1/02
Field Goal Pct. (min. 12 att.):	.750 (9-12), Missy Masley vs. Indiana, 3/5/95
3-Point Field Goals:	9, Kelly Mazzante vs. Wisconsin, 3/3/02
3-Point Field Goal Attempts:	14, Kelly Mazzante vs. Wisconsin, 3/3/02
3-Pt. FG Pct. (min. 3 att.):	1.000 (3-3), Jess Strom vs. Michigan St., 3/7/04
Free Throws:	12, Julia Trogele vs. Illinois, 3/5/11
Free Throw Attempts:	15, Ariel Edwards vs. Ohio State, 3/7/14
FT Pct. (min. 10 att.):	100.0 (12-12), Julia Trogele vs. Illinois, 3/5/11 100.0 (10-10), Tanisha Wright vs. Indiana, 3/7/03
Assists:	12, Helen Darling vs. Illinois, 3/4/00
Steals:	7, Alex Bentley vs. Minnesota, 3/2/12
Blocks:	5, Jacquelynn Shook vs. Ohio State, 3/1/02

### Team

Points:	97, vs. Northwestern, 2/27/98
Rebounds:	44, vs. Illinois, 2/28/99
Field Goals:	36, vs. Northwestern, 2/27/98
Field Goal Attempts:	75, vs. Indiana, 3/4/02
Field Goal Pct.:	.527 (29-55), vs. Wisconsin, 3/3/02
Field Goal Pct. in a Half:	.704 (19-27), vs. Ohio State, 3/4/07
3-Point Field Goals:	10, vs. Wisconsin, 3/3/02
3-Point Field Goal Attempts:	28, vs. Ohio State, 3/9/03
3-Point Field Goal Pct.:	.667 (10-15), vs. Wisconsin, 3/3/02
Free Throws:	27, Ohio State, 3/7/14
Free Throw Attempts:	35, Ohio State, 3/7/14
Free Throw Pct.:	.957 (22-23), vs. Indiana, 3/7/03
Assists:	23, vs. Northwestern, 2/27/98
Steals:	18, vs. Illinois, 2/28/99
Blocks:	9, vs. Illinois, 2/28/99

## OPPONENT

### Individual

Points:	35, Kristina Divjak, Northwestern, 2/27/98
Rebounds:	16, Jessie Stomski, Wisconsin, 3/3/02
Field Goals:	13, Jessie Stomski, Wisconsin, 3/3/02
Field Goal Attempts:	24, Maxann Reese, Michigan St., 2/27/99
Field Goal Pct. (min. 8 att.):	.778 (7-9), Camille Cooper, Purdue, 3/5/00
3-Point Field Goals:	5 (8X), last by Ameryst Alston, Ohio State, 3/7/14
3-Point Field Goal Attempts:	14, Amber Moore, Illinois, 3/5/11
3-Point FG Pct. (min. 3 att.):	1.000 (3-3), Katie Gearlds, Purdue, 3/8/04
Free Throws:	10, Shereka Wright, Purdue, 3/8/04
Free Throw Attempts:	12 (2X), last by Jessica Davenport, Ohio State, 3/4/07
FT Pct. (min. 10 att.):	100.0 (10-10), Shereka Wright, Purdue, 3/8/04
Assists:	9, (3x), last by Ameryst Alston, Ohio State, 3/7/14
Steals:	8, Michelle Duhart, Purdue, 3/2/98
Blocks:	5 (3X) last by Ashley Adams, Ohio State, 3/6/11

### Team

Points:	99, Ohio State, 3/7/14
Rebounds:	53, Purdue, 3/3/12
Field Goals:	36, Ohio State, 3/7/14
Field Goal Attempts:	73, Illinois, 3/4/00
Field Goal Percentage:	.621 (36-58), Ohio State, 3/7/14
3-Point Field Goals:	11, Iowa, 3/5/10
3-Point Field Goal Attempts:	25, Iowa, 3/5/10
3-Point Field Goal Pct.:	.588 (10-17), Michigan, 3/1/98
Free Throws:	21, Iowa, 3/5/10
Free Throw Attempts:	27, Indiana, 3/4/02
Free Throw Percentage:	.955 (21-22), Iowa, 3/5/10
Assists:	23, Ohio State, 3/7/14
Steals:	13, Purdue, 3/2/98 13, Indiana, 3/5/95
Blocks:	9, Michigan State, 3/9/13

### ALL-TOURNAMENT SELECTIONS

<b>1995</b>	<b>2002</b>
Missy Masley (MVP)	Kelly Mazzante
Tina Nicholson	Tanisha Wright
Angie Potthoff	<b>2003</b>
<b>1996</b>	Tanisha Wright
Angie Potthoff (MVP)	<b>2004</b>
Tina Nicholson	Kelly Mazzante
<b>1998</b>	Jess Strom
Andrea Garner (MVP)	<b>2011</b>
<b>2000</b>	Alex Bentley
Helen Darling (MVP)	Maggie Lucas
Andrea Garner	<b>2013</b>
	Maggie Lucas

### PENN STATE: SECOND TO NONE!

#### BIG TEN IN THE NCAA TOURNAMENT

	Total	Years appeared in the NCAA Tournament
<b>PENN STATE</b>	<b>25</b>	<b>82, 83, 84, 85, 86, 87, 88, 90, 91, 92, 93, 94, 95, 96, 99, 00, 01, 02, 03, 04, 05, 11, 12, 13, 14</b>
Purdue	24	89, 90, 91, 92, 94, 95, 96, 97, 98, 99, 00, 01, 02, 03, 04, 05, 06, 07, 08, 09, 11, 12, 13, 14
Iowa	23	86, 87, 88, 89, 90, 91, 92, 93, 94, 96, 97, 98, 01, 02, 04, 06, 08, 09, 10, 11, 12, 13, 14
Rutgers	23	86, 87, 88, 89, 90, 91, 92, 93, 94, 98, 99, 00, 01, 03, 04, 05, 06, 07, 08, 09, 10, 11, 12
Maryland	22	82, 83, 84, 86, 88, 89, 90, 91, 92, 93, 97, 01, 04, 05, 06, 07, 08, 09, 11, 12, 13, 14
Ohio State	21	82, 84, 85, 86, 87, 88, 89, 90, 93, 96, 99, 03, 04, 05, 06, 07, 08, 09, 10, 11, 12
Michigan St.	14	91, 96, 97, 03, 04, 05, 06, 07, 09, 10, 11, 12, 13, 14
Nebraska	12	88, 93, 96, 98, 99, 00, 07, 08, 10, 12, 13, 14
Illinois	8	82, 86, 87, 97, 98, 99, 00, 03
Minnesota	8	94, 02, 03, 04, 05, 06, 08, 09
Wisconsin	7	92, 95, 96, 98, 01, 02, 10
Michigan	6	90, 98, 00, 01, 12, 13
Northwestern	6	82, 87, 90, 91, 93, 96
Indiana	4	83, 94, 95, 02



# PENN STATE VS. THE BIG TEN

## PENN STATE LEADS ILLINOIS

30-15 overall  
23-12 in Big Ten regular season games  
4-2 in Big Ten Tournament games

Date	Site	W/L	PSU-ILL	Margin
12/6/86	A	L	70-88	-18
12/30/88	H	W	81-75	+6
1/5/92	A	W	86-60	+26
1/19/92	H	W	89-45	+44
1/7/93	H	W	101-71	+30
3/11/93	A	W	78-62	+16
1/9/94	A	W	86-57	+29
3/10/94	H	W	91-68	+23
1/27/95	A	W	75-63	+12
1/26/96	H	W	105-79	+26
1/17/97	H	L	74-85	-11
2/2/97	A	L	79-94	-15
1/16/98	A	L	58-82	-24
2/1/98	H	L	69-78	-9
2/28/98	N*	W	74-71	+3
1/22/99	A	L	85-94	-9
2/28/99	N*	L	75-77	-2
1/13/00	H	W	76-66	+10
3/4/00	N*	W	81-74	+7
1/7/01	A	L	71-75	-4
2/15/01	H	W	101-80	+21
1/7/02	A	L	75-81	-6
2/17/02	H	W	83-78	+5
2/6/03	A	W	82-69	+13
1/18/04	H	W	79-64	+15
1/13/05	H	W	76-41	+35
2/13/05	A	W	63-56	+7
1/12/06	A	L	57-66	-9
2/12/06	H	W	78-52	+26
12/28/06	A	L	65-74/OT	-9
3/2/07	N*	W	61-49	+12
1/2/08	H	W	49-48	+1
2/21/08	A	L	49-69	-20
12/28/08	H	W	54-51	+3
2/22/09	A	W	67-56	+11
3/5/09	N*	L	49-58	-11
12/31/09	A	L	60-69	-9
1/24/10	H	W	70-66	+4
1/16/11	H	W	83-62	+21
1/27/11	A	W	67-65	+2
3/5/11	N*	W	79-64	+15
1/19/12	A	W	71-65	+6
2/20/13	H	W	95-62	+33
1/9/14	A	W	82-76	+6
1/4/15	H	L	76-91	+15

Record at home:	16-3
Record on the road:	10-10
Record at a neutral site:	4-2
Current series win streak:	1 by ILL
Longest win streak in series:	9 by PSU
Most points by one team:	105 by PSU
Most points by both teams:	184
Fewest points by one team:	41 by ILL
Fewest points scored by both:	97
Largest margin of victory:	44 by PSU
Smallest margin of victory:	1 by PSU

\* - Big Ten Tournament

## PENN STATE LEADS INDIANA

32-9 overall  
27-8 in Big Ten regular season games  
3-1 in Big Ten Tournament games

Date	Site	W/L	PSU-IND	Margin
1/16/82	H	W	83-74	+9
1/15/93	A	L	65-71	-6
2/14/93	H	W	94-69	+25
1/14/94	H	W	94-66	+28
2/13/94	A	W	70-65	+5
2/3/95	A	W	74-71	+3
3/5/95	N*	W	72-64	+8
2/2/96	H	W	76-61	+15
1/10/97	A	W	93-90	+3
2/9/97	H	W	82-66	+16
1/11/98	H	W	75-62	+13
2/8/98	A	L	55-58	-3
3/20/98	H#	W	70-42	+28
1/24/99	H	W	95-48	+47
2/17/00	A	W	74-36	+38
1/14/01	H	W	89-68	+21
1/25/01	A	W	79-70	+9
1/10/02	H	W	62-57	+5
2/7/02	A	W	67-59	+8
3/4/02	N*	L	72-75	-3
2/2/03	H	W	69-55	+14
3/7/03	N*	W	67-64	+3
2/5/04	A	W	66-49	+17
3/5/04	N*	W	79-66	+13
1/16/05	A	W	65-44	+21
2/10/05	H	W	67-45	+22
1/1/06	H	L	50-54	-4
2/9/06	A	L	43-58	-15
2/25/07	H	W	78-68	+10
3/2/08	A	L	67-79	-12
1/11/09	H	L	77-84	-7
1/29/09	A	L	55-65	-10
1/10/10	H	W	77-71/OT	+6
2/28/10	A	L	68-77	-9
1/23/11	H	W	82-69	+13
2/13/11	A	W	80-77	+3
2/2/12	H	W	76-44	+32
2/7/13	A	W	76-54	+22
1/22/14	H	W	65-52	+13
2/13/14	A	W	71-63	+8
1/22/15	H	W	79-75	+4

Record at home:	18-2
Record on the road:	11-6
Record at a neutral site:	3-1
Current series win streak:	7 by PSU
Longest win streak in series:	9 by PSU
Most points by one team:	95 by PSU
Most points by both teams:	183
Fewest points by one team:	36 by Indiana
Fewest points scored by both:	101
Largest margin of victory:	47 by PSU
Smallest margin of victory:	3 by both

\* - Big Ten Tournament

# - NCAA Tournament

## PENN STATE LEADS IOWA

26-19 overall  
21-16 in Big Ten regular season games  
2-1 in Big Ten Tournament games

Date	Site	W/L	PSU-IOWA	Margin
1/2/85	H	W	87-47	+40
12/8/85	A	L	63-65	-2
12/29/86	N	W	78-74	+4
12/1/90	H	W	82-62	+20
1/3/92	A	L	53-61	-8
2/7/93	A	L	59-84	-25
3/5/93	H	W	70-64	+6
2/6/94	H	W	63-61	+2
3/4/94	A	L	68-78	-10
2/17/95	H	W	73-62	+11
3/4/95	N*	W	69-62	+7
2/16/96	A	L	69-81	-12
1/21/97	A	W	61-60	+1
2/16/97	H	L	63-66	-3
1/2/98	H	L	69-78	-9
2/15/98	A	L	49-73	-24
1/15/99	H	W	66-60	+6
1/31/99	A	W	88-64	+24
12/30/99	H	W	80-63	+17
1/16/00	A	W	78-64	+14
1/21/01	A	L	64-79	-15
2/10/02	H	L	81-96	-15
1/9/03	H	W	86-52	+34
2/16/03	A	L	75-80	-5
1/8/04	H	W	92-64	+28
2/22/04	A	W	70-58	+12
1/6/05	A	W	77-71	+6
3/4/05	N*	W	68-66	+2
1/26/06	H	W	72-61	+9
1/28/07	H	W	78-71	+7
2/18/07	A	L	72-79	-7
12/28/07	A	L	58-67	-9
2/10/08	H	L	65-73	-8
2/1/09	A	L	89-97/3OT	-8
2/15/09	H	L	57-63	-6
12/28/09	H	W	77-73/OT	+4
1/14/10	A	W	68-62	+6
3/5/10	N*	L	75-82	-7
12/30/10	H	W	68-59	+9
2/6/11	A	W	82-75	+7
1/22/12	H	W	68-52	+16
2/14/13	A	W	81-69	+12
1/5/14	A	W	87-71	+16
2/6/14	H	L	70-73	-3
12/28/14	A	L	52-77	-25

Record at home:	14-6
Record on the road:	9-12
Record at a neutral site:	3-1
Current series win streak:	2 by IOWA
Longest win streak in series:	5 by both
Most points by one team:	97 by Iowa
Most points by both teams:	186
Fewest points by one team:	47 by Iowa
Fewest points scored by both:	114
Largest margin of victory:	40 by PSU
Smallest margin of victory:	1 by PSU

\* - Big Ten Tournament



# PENN STATE VS. THE BIG TEN

## PENN STATE LEADS MARYLAND

14-10 overall  
0-2 in Big Ten regular season games  
0-0 in Big Ten Tournament games

Date	Site	W/L	PSU-MD	Margin
2/1/77	H	W	82-65	+17
1/17/78	A	L	86-103	-17
2/5/79	H	W	87-66	+11
2/18/80	A	L	59-66	-7
2/21/81	H	^	^^^^^	^^
12/30/83	N	L	73-83	-10
1/23/85	H	W	94-60	+34
1/9/86	A	W	58-53	+5
1/14/87	H	W	73-72	+1
2/24/88	A	L	94-97	-3
1/10/89	H	L	53-87	-34
1/23/90	A	L	60-85	-25
1/29/91	A	W	75-70	+5
12/5/91	H	L	58-85	-27
12/9/95	A	W	83-66	+17
11/22/96	H	W	67-65	+2
12/7/97	A	L	53-59	-6
12/10/98	H	W	79-44	+35
11/23/99	A	W	91-60	+31
12/5/00	H	W	95-86	+9
12/8/01	A	W	67-65	+2
12/4/02	H	W	101-74	+27
12/3/03	A	W	82-65	+17
2/5/15	H	L	62-77	-15
2/23/15	A	L	34-65	-21

Record at home:	8-3
Record on the road:	6-6
Record at a neutral site:	0-1
Current series win streak:	2 by UMD
Longest win streak in series:	6 by PSU
Most points by one team:	103 by UMD
Most points by both teams:	189
Fewest points by one team:	34 by PSU
Fewest points scored by both:	99
Largest margin of victory:	35 by PSU
Smallest margin of victory:	1 by PSU

^ - EIAIW ruled discontinued game with Penn St. leading, 71-58, and 9:56 to play.

## PENN STATE LEADS MICHIGAN

31-10 overall  
29-8 in Big Ten regular season games  
1-2 in Big Ten Tournament games

Date	Site	W/L	PSU-UM	Margin
3/8/92	A	W	88-47	+41
1/24/93	H	W	81-61	+20
1/23/94	A	W	97-53	+44
1/15/95	H	W	94-44	+50
2/10/95	A	W	82-62	+20
1/14/96	A	W	79-64	+15
2/9/96	H	W	83-63	+20
2/7/97	H	W	82-73	+9
2/14/97	A	L	59-98	-39
1/4/98	A	W	85-84/OT	+1
2/13/98	H	L	59-67	-8
3/1/98	N*	W	87-81/OT	+6
1/17/99	A	W	74-66	+8
1/27/00	H	W	85-71	+14
1/11/01	A	L	62-71	-9
2/25/01	H	L	74-75	-1
3/2/01	N*	L	60-66	-6
1/13/02	H	W	78-65	+13
2/24/02	A	W	65-47	+18
1/26/03	A	W	72-70	+2
2/20/03	H	W	75-61	+14
1/15/04	A	W	68-56	+12
2/15/04	H	W	73-44	+29
2/3/05	A	W	76-61	+15
2/2/06	H	W	78-62	+16
1/7/07	A	L	41-55	-14
1/14/07	H	W	65-51	+14
1/20/08	H	W	68-57	+11
2/7/08	A	L	50-66	-16
3/6/08	N*	L	54-64	-10
1/4/09	H	W	76-58	+18
2/9/09	A	W	64-56	+8
1/31/10	A	L	62-66	-4
2/18/10	H	W	71-65/OT	+6
2/3/11	A	W	81-63	+18
1/12/12	H	W	78-63	+15
1/26/12	A	W	77-56	+21
1/21/13	A	W	59-49	+10
2/24/13	H	W	68-57	+11
3/1/14	H	W	77-62	+15
1/1/15	A	L	53-89	-36

Record at home:	16-2
Record on the road:	14-6
Record at a neutral site:	1-2
Current series win streak:	1 by MICH
Longest win streak in series:	8 by PSU (twice)
Most points by one team:	98 by MICH
Most points by both teams:	169
Fewest points by one team:	41 by PSU
Fewest points scored by both:	96
Largest margin of victory:	50 by PSU
Smallest margin of victory:	1 by both (once each)

\* - Big Ten Tournament

## PENN STATE LEADS MICHIGAN STATE

27-15 overall  
24-13 in Big Ten regular season games  
2-2 in Big Ten Tournament games

Date	Site	W/L	PSU-MSU	Margin
12/20/91	H	W	82-55	+27
2/21/93	A	W	87-54	+33
2/20/94	H	W	98-71	+27
12/30/94	H	W	99-70	+29
2/24/95	A	W	73-64	+9
12/30/95	A	W	76-59	+17
2/23/96	H	W	78-57	+21
12/30/96	A	L	75-99	-24
2/21/97	H	W	69-63	+3
12/30/97	H	W	65-60	+5
2/20/98	A	W	76-70	+16
1/11/99	H	W	90-66	+24
2/27/99	N*	W	79-74	+5
1/23/00	A	L	63-71	-8
1/28/01	H	W	97-49	+48
2/8/01	A	W	64-58	+6
1/20/02	A	L	62-66	-4
2/14/02	H	W	62-59/OT	+3
1/19/03	H	W	75-70	+5
2/9/03	A	W	64-60	+4
1/4/04	H	W	64-62	+2
2/26/04	A	W	63-51	+12
3/7/04	N*	W	58-54	+4
1/23/05	H	W	73-56	+17
3/6/05	N*	L	76-83	-7
1/5/06	A	L	53-75	-22
1/25/07	H	W	69-58	+11
2/1/07	A	L	49-76	-27
1/5/08	A	W	69-57	+12
2/17/08	H	L	50-66	-16
12/21/08	H	L	60-67	-7
1/18/09	A	L	59-70	-11
1/17/10	H	W	68-60	+8
2/4/10	A	L	44-65	-21
2/10/11	H	L	49-60	-11
1/7/12	H	L	65-75	-10
1/29/12	A	L	77-83	-6
1/6/13	A	W	76-55	+21
2/10/13	H	W	71-56	+15
3/9/13	N*	L	46-54	-8
1/19/14	A	W	66-54	+12
2/11/15	H	L	67-74	-7

Record at home:	15-5
Record on the road:	10-8
Record at a neutral site:	2-2
Current series win streak:	1 by MSU
Longest win streak in series:	7 by PSU (twice)
Most points by one team:	99 by both
Most points by both teams:	174
Fewest points by one team:	44 by PSU
Fewest points scored by both:	100
Largest margin of victory:	48 by PSU
Smallest margin of victory:	2 by PSU

\* - Big Ten Tournament



# PENN STATE VS. THE BIG TEN

## PENN STATE LEADS MINNESOTA

27-14 overall  
24-14 in Big Ten regular season games  
2-0 in Big Ten Tournament games

Date	Site	W/L	PSU-MINN	Margin
1/12/92	A	W	75-64	+11
2/5/93	A	W	77-62	+15
3/7/93	H	W	99-78	+21
2/4/94	H	W	87-77	+10
12/6/94	A	W	92-85/OT	+7
1/6/95	A	L	56-71	-15
2/19/95	H	W	87-73	+14
1/5/96	H	W	75-57	+18
2/18/96	A	W	74-53	+21
1/24/97	H	W	83-62	+21
1/23/98	A	W	70-55	+15
1/3/99	A	W	72-43	+29
2/14/99	H	W	88-56	+32
1/10/00	A	W	82-30	+52
2/24/00	H	W	92-43	+49
12/28/00	H	W	91-73	+18
12/28/01	A	W	88-83	+5
1/6/03	H	W	83-53	+30
2/23/03	A	L	57-73	-26
1/22/04	H	W	75-56	+19
2/8/04	A	L	56-74	-18
1/30/05	H	W	81-68	+13
1/29/06	A	L	72-77	-5
1/21/07	A	L	62-75	-13
2/15/07	H	W	66-57	+9
1/13/08	A	L	50-67	-17
2/14/08	H	L	48-56	-8
1/1/09	A	L	55-69	-14
2/5/09	H	L	61-63	-2
12/6/09	A	L	48-56	-8
2/11/10	H	L	52-59	-7
3/4/10	N*	W	63-52	+11
1/13/11	H	W	58-54	+4
2/5/12	A	W	68-65	+3
2/26/12	H	W	74-51	+23
3/2/12	N*	W	78-74	+4
1/24/13	H	W	64-59	+5
2/28/13	A	L	81-89	-8
1/26/14	H	W	83-53	+30
1/28/15	A	L	64-75	-11
2/15/15	H	L	77-85	-8

Record at home:	16-4
Record on the road:	9-10
Record at a neutral site:	3-0
Current series win streak:	2 by MINN
Longest win streak in series:	11 by PSU
Most points by one team:	99 by PSU
Most points by both teams :	177 (twice)
Fewest points by one team:	30 by MINN
Fewest points scored by both:	104 (twice)
Largest margin of victory:	52 by PSU
Smallest margin of victory:	2 by MINN

\* - Big Ten Tournament

## PENN STATE LEADS NEBRASKA

5-3 overall  
3-3 in Big Ten regular season games  
0-0 in Big Ten Tournament games

Date	Site	W/L	PSU-NEB	Margin
1/2/93	H	W	102-66	+36
12/30/02	N	W	83-64	+19
12/30/11	H	L	63-71	-8
1/15/12	A	W	93-73	+20
1/13/13	H	W	80-58	+22
3/3/13	A	W	82-67	+15
2/24/14	A	L	74-94	-20
1/15/15	A	L	45-73	-28

Record at home:	2-1
Record on the road:	2-2
Record at a neutral site:	1-0
Current series win streak:	2 by NEB
Longest win streak in series:	3 by PSU
Most points by one team:	102 by PSU
Most points by both teams:	168 (twice)
Fewest points by one team:	45 by PSU
Fewest points scored by both:	118
Largest margin of victory:	36 by PSU
Smallest margin of victory:	8 by NEB

## PENN STATE LEADS NORTHWESTERN

34-7 overall  
31-6 in Big Ten regular season games  
2-0 in Big Ten Tournament games

Date	Site	W/L	PSU-NW	Margin
12/17/79	H	W	79-74	+5
12/30/82	N	L	75-84	-9
1/10/93	H	W	75-63	+12
3/13/93	A	L	84-99	-16
1/6/94	A	W	80-63	+17
3/12/94	H	W	98-71	+27
1/13/95	H	W	81-72	+9
2/12/95	A	W	86-62	+24
1/12/96	A	L	69-77	-8
2/11/96	H	W	78-62	+16
3/2/96	N*	W	85-70	+15
1/31/97	H	L	65-68	-3
1/30/98	A	W	77-70	+7
2/27/98	N*	W	97-76	+21
1/27/99	H	W	93-60	+33
2/7/99	A	W	92-63	+29
1/2/00	H	W	114-49	+65
2/20/00	A	W	66-34	+32
1/4/01	H	W	92-54	+38
2/4/01	A	W	65-62	+3
1/24/02	H	W	84-49	+35
1/31/02	A	W	77-47	+30
1/12/03	A	W	79-63	+16
2/1/04	H	W	64-51	+13
1/27/05	A	L	59-48	-11
2/20/05	H	W	83-56	+27
1/22/06	A	W	91-48	+43
2/23/06	H	W	72-64	+8
1/4/07	H	W	85-53	+32
2/11/07	A	L	61-64	-3
1/10/08	H	W	72-53	+19
2/24/08	A	L	58-70	-12
2/26/09	H	W	65-50	+15
1/3/10	A	W	88-68	+20
1/6/11	A	W	80-68	+12
2/27/11	H	W	66-56	+10
2/12/12	A	W	77-63	+14
1/3/13	H	W	73-69	+4
2/2/14	A	W	79-75	+4
2/20/14	H	W	82-73	+9
1/25/15	H	W	76-75	+1

Record at home:	19-1
Record on the road:	13-5
Record at a neutral site:	2-1
Current series win streak:	9 by PSU
Longest win streak in series:	12 by PSU
Most points by one team:	114 by PSU
Most points by both teams:	183
Fewest points by one team:	34 by NW
Fewest points scored by both:	100
Largest margin of victory:	65 by PSU
Smallest margin of victory:	1 by PSU

\* - Big Ten Tournament

Eight-Time Big Ten Champions • Two-Time Big Ten Tournament Champions • 2000 NCAA Final Four • 24 NCAA Tournament Appearances



# PENN STATE VS. THE BIG TEN

## PENN STATE LEADS

### OHIO STATE

36-24 overall  
22-16 in Big Ten regular season games  
5-6 in Big Ten Tournament games

Date	Site	W/L	PSU-OSU	Margin
12/8/76	H	W	79-76	+3
1/7/78	H	W	68-58	+10
1/2/82	A	W	78-66	+12
12/21/82	H	W	78-62	+16
12/2/84	A	L	59-66	-7
3/21/85	N@	L	78-81	-3
12/1/85	H	W	59-55	+4
12/30/89	A	W	93-78	+15
12/8/90	H	W	118-64	+54
12/8/91	A	W	79-73	+6
1/26/92	H	W	92-63	+29
1/27/93	H	W	97-80	+17
2/24/93	A	L	71-73	-2
1/25/94	A	W	74-66	+8
2/25/94	H	W	96-74	+22
12/28/94	A	L	63-78	-15
2/26/95	H	W	83-70	+13
3/6/95	N*	W	68-63	+5
12/28/95	H	W	76-72	+4
2/25/96	A	W	72-69	+3
3/3/96	N*	W	84-70	+14
1/26/97	A	W	83-66	+17
2/28/97	N*	L	79-80	-1
1/25/98	H	W	82-73/OT	+9
12/28/98	H	L	54-72	-18
2/21/99	A	W	77-62	+15
1/20/00	H	W	73-62	+11
2/27/00	A	W	56-50	+6
3/3/00	N*	W	64-48	+16
12/31/00	A	W	66-63	+3
2/1/01	H	W	69-52	+17
12/30/01	H	L	65-70	-5
2/3/02	A	W	95-62	+33
3/1/02	N*	W	70-55	+15
1/30/03	H	W	68-53	+15
3/9/03	N*	L	61-72	-11
1/25/04	A	W	70-64	+6
12/30/04	H	W	69-62	+7
2/27/05	A	L	59-68	-9
12/29/05	A	L	53-74	-21
2/26/06	H	L	59-61	-2
3/3/06	N*	L	46-64	-18
1/11/07	H	L	61-63	-2
2/22/07	A	L	61-78	-17
3/4/07	N*	L	71-73/OT	-2
1/28/08	A	L	53-89	-36
2/28/08	H	L	84-87	-3
3/1/09	A	L	63-74	-11
2/7/10	H	L	73-86	-13
1/30/11	H	W	80-71	+9
2/17/11	A	L	67-89	-22
3/6/11	N*	L	70-84	-14
2/20/12	H	W	84-66	+18
1/27/13	A	W	71-56	+15
3/8/13	N*	W	76-66	+10
1/16/14	H	W	66-42	+24
2/9/14	A	W	74-54	+20
3/7/14	N*	L	82-99	-17
1/18/15	A	L	60-69	-9
2/26/15	H	L	70-88	-18

Record at home:	19-7
Record on the road:	12-10
Record at a neutral site:	5-7
Current series win streak:	3 by OSU
Longest win streak:	11 by OSU
Most points by one team:	118 by PSU
Most points by both teams:	182
Fewest points by one team:	42 by OSU
Fewest points scored by both:	106
Largest margin of victory:	54 by PSU
Smallest margin of victory:	1 by OSU

\* - Big Ten Tournament

@ - WNIT

## PENN STATE TRAILS

### PURDUE

19-27 overall  
17-20 in Big Ten regular season games  
2-4 in Big Ten Tournament games

Date	Site	W/L	PSU-PUR	Margin
12/21/88	H	L	61-85	-24
12/3/89	A	L	71-80	-9
11/25/91	A	L	55-58	-3
1/17/93	A	W	73-59	+14
2/12/93	H	W	98-69	+29
1/16/94	H	W	62-56	+6
2/11/94	A	L	54-57	-3
1/21/95	H	W	78-64	+14
2/5/95	A	L	43-57	-14
1/18/96	A	W	68-66/OT	+2
2/4/96	H	W	76-60	+16
3/4/96	N*	W	71-69	+2
1/19/97	A	L	49-64	-15
1/18/98	H	L	71-88	-17
3/2/98	N*	L	49-59	-10
1/5/99	A	L	48-53	-5
2/12/99	H	L	74-76/OT	-2
1/6/00	A	W	55-50	+5
2/13/00	H	W	78-67	+11
3/5/00	N*	L	63-71	-8
2/22/01	H	W	75-65	+10
2/21/02	A	L	58-64	-6
1/16/03	A	L	66-73	-7
2/13/03	H	W	80-68	+12
1/2/04	A	W	47-42	+5
2/29/04	H	W	69-60	+9
3/8/04	N*	L	58-59	-1
1/20/05	H	W	77-54	+23
2/6/05	A	L	44-50	-6
1/19/06	A	L	56-70	-14
2/5/06	H	L	61-72	-11
12/31/06	A	L	44-70	-23
1/17/08	H	L	70-79	-9
1/15/09	A	L	48-59	-11
2/19/09	H	L	51-69	-18
1/28/10	H	L	76-80/OT	-4
2/14/10	A	L	59-63	-4
1/20/11	A	L	69-79	-10
2/24/11	H	L	49-51	-2
3/4/11	N*	W	73-61	+12
2/16/12	A	W	74-63	+11
3/3/12	N*	L	66-68	-2
2/4/13	H	W	69-61	+8
1/12/14	H	L	74-84	-10
1/30/14	A	W	75-72	+3
2/8/15	A	W	54-50	+4

Record at home:	10-9
Record on the road:	7-14
Record at a neutral site:	2-4
Current series win streak:	2 by PSU
Longest win streak:	11 by Purdue
Most points by one team:	98 by PSU
Most points by both teams:	167
Fewest points by one team:	42 by Purdue
Fewest points scored by both:	85
Largest margin of victory:	29 by PSU
Smallest margin of victory:	1 by Purdue

\* - Big Ten Tournament

## PENN STATE TRAILS

### RUTGERS

18-22 overall  
0-2 in Big Ten regular season games  
0-0 in Big Ten Tournament games

Date	Site	W/L	PSU-RU	Margin
1/21/77	A	W	93-70	+23
1/28/78	H	W	78-62	+16
1/20/79	A	L	77-78	-1
3/9/79	N&	L	82-88	-6
1/19/80	H	L	62-75	-13
3/7/80	N	L	73-90	-17
2/25/81	A	L	76-97	-21
3/14/81	N&	L	79-96	-17
2/28/82	H	W	86-76	+10
2/19/83	A	W	92-91	+1
3/6/83	A%	W	77-74	+3
2/18/84	H	W	71-65	+6
2/10/85	A	W	78-71	+7
12/31/85	N	L	65-73	-8
1/18/86	H	L	76-82	-6
2/15/86	A	L	75-76	-1
3/8/86	N%	W	84-69	+15
3/20/86	N#	L	72-85	-13
1/29/87	A	L	71-86	-15
2/16/87	H	W	75-70	+5
1/18/88	A	L	76-79	-3
3/5/88	H	W	81-69	+12
3/11/88	A%	L	75-93	-18
2/11/89	H	L	72-88	-16
3/4/89	A	L	73-79	-6
2/19/90	H	W	82-80	+2
3/3/90	A	L	66-73	-7
3/9/90	H%	W	75-74	+1
1/12/91	A	L	70-84	-14
2/5/91	H	W	78-72	+6
2/8/92	A	L	55-56	-1
12/5/92	H	W	79-66	+13
12/11/93	A	W	84-75	+9
11/27/94	H	W	100-58	+42
11/25/95	A	L	67-69	-2
11/24/96	H	W	66-48	+18
11/19/97	A	W	53-43	+10
11/24/06	N	L	44-57	-13
1/10/15	H	L	51-71	-20
2/1/15	A	L	65-76	-11

Record at home:	11-4
Record on the road:	6-12
Record at a neutral site:	1-6
Current series win streak:	3 by Rutgers
Longest win streak:	6 by Rutgers
Most points by one team:	100 by PSU
Most points by both teams:	183
Fewest points by one team:	43 by Rutgers
Fewest points scored by both:	96
Largest margin of victory:	42 by PSU
Smallest margin of victory:	1 by both (PSU 2x, RU 3x)

& - EIAIW Tournament  
% - Atlantic 10 Tournament  
# - NCAA Tournament





# PENN STATE VS. THE BIG TEN

## PENN STATE LEADS WISCONSIN

29-12 overall

26-12 in Big Ten regular season games

2-0 in Big Ten Tournament games

Date	Site	W/L	PSU-WIS	Margin
2/2/92	H	W	86-75	+11
1/31/93	A	W	90-73	+17
2/28/93	H	W	95-66	+29
1/30/94	H	W	73-53	+20
2/23/94	A	W	88-59	+29
1/29/95	H	W	58-55	+3
1/28/96	A	L	69-87	-18
12/27/96	A	L	77-83	-6
2/23/97	H	W	90-62	+28
12/28/97	H	W	86-71	+15
2/22/98	A	L	75-83	-8
1/29/99	H	W	91-61	+30
2/5/99	A	W	73-71/OT	+2
1/30/00	H	W	68-54	+14
2/6/00	A	W	57-52	+5
2/18/01	A	L	75-86	-11
1/27/02	H	W	63-49	+14
3/3/02	N*	W	76-62	+14
1/2/03	A	W	86-55	+31
3/2/03	H	W	76-55	+21
1/11/04	A	W	60-59	+1
2/19/04	H	W	66-50	+16
1/8/05	A	W	67-58	+9
2/17/05	H	W	76-43	+33
1/8/06	H	W	69-54	+15
2/16/06	A	L	56-66	-10
3/3/06	N*	W	80-73	+7
2/4/07	H	W	70-61	+9
1/24/08	A	L	52-79	-27
2/3/08	H	L	59-77	-18
1/22/09	H	W	58-56/OT	+2
2/12/09	A	L	52-58	-6
1/21/10	A	W	54-43	+11
2/25/10	H	L	39-71	-32
1/2/11	A	L	62-77	-15
1/2/12	A	W	82-49	+33
2/9/12	H	W	69-54	+15
1/17/13	H	W	84-40	+44
1/31/13	A	L	61-63	-2
2/16/14	H	W	78-68	+10
1/6/15	A	L	46-65	-19
3/1/15	H	L	56-62	+6

Record at home: 18-3

Record on the road: 9-10

Record at a neutral site: 2-0

Current series win streak: 2 by WIS

Longest win streak in series: 8 by PSU

Most points by one team: 95 by PSU

Most points by both teams: 163

Fewest points by one team: 39 by PSU

Fewest points scored by both: 97

Largest margin of victory: 33 by PSU

Smallest margin of victory: 1 by PSU

\* - Big Ten Tournament

## LADY LIONS VS. THE BIG TEN

### OVERALL RECORD

(since 1976)

328-188 (.636)

### BIG TEN GAMES

(since 1992-93)

247-133 (.650)

### BIG TEN REGULAR-SEASON

#### CHAMPIONSHIPS

1994, 1995, 2000, 2003,  
2004, 2012, 2013, 2014

### TOURNAMENT CHAMPIONSHIPS

(since 1995)

1995, 1996

### IN BIG TEN GAMES \*

Penn State leads Illinois, 23-12

Penn State leads Indiana, 27-8

Penn State leads Iowa, 21-16

Penn State is tied with Maryland, 0-2

Penn State leads Michigan, 29-8

Penn State leads Michigan State, 24-13

Penn State leads Minnesota, 24-14

Penn State leads Nebraska, 3-4

Penn State leads Northwestern, 31-6

Penn State leads Ohio State, 22-16

Penn State trails Purdue, 17-20

Penn State is tied with Rutgers, 0-2

Penn State leads Wisconsin, 26-13

\* - does not include Big Ten Tournament  
or NCAA Tournament games

Eight-Time Big Ten Champions • Two-Time Big Ten Tournament Champions • 2000 NCAA Final Four • 24 NCAA Tournament Appearances



# ALL-TIME BIG TEN HONORS

## PLAYER OF THE YEAR

2000	Helen Darling (coaches)
2003	Kelly Mazzante (coaches & media)
2004	Kelly Mazzante (coaches & media)
2013	Maggie Lucas (coaches & media)
2014	Maggie Lucas (media)

## COACH OF THE YEAR

1994	Rene Portland
2000	Rene Portland (coaches)
2003	Rene Portland (coaches & media)
2004	Rene Portland (coaches & media)
2012	Coquese Washington (coaches & media)
2013	Coquese Washington (media)
2014	Coquese Washington (media)

## DEFENSIVE PLAYER OF YEAR

2003	Tanisha Wright
2004	Tanisha Wright
2005	Tanisha Wright
2014	Dara Taylor

## FRESHMAN OF THE YEAR

2001	Kelly Mazzante (coaches & media)
2011	Maggie Lucas (coaches & media)

## SIXTH PLAYER OF THE YEAR

2011	Maggie Lucas
------	--------------

## FIRST TEAM

1994	Tina Nicholson
1995	Tina Nicholson Angie Potthoff
1996	Tina Nicholson Angie Potthoff
1997	Angie Potthoff
1999	Helen Darling (coaches) Andrea Garner
2000	Helen Darling (unanimous) Andrea Garner Maren Walseth (coaches)
2001	Kelly Mazzante Maren Walseth (coaches)
2002	Kelly Mazzante (unanimous)
2003	Kelly Mazzante (unanimous) Tanisha Wright (coaches)
2004	Kelly Mazzante (unanimous) Tanisha Wright
2005	Tanisha Wright (unanimous) Jess Strom
2007	Amanda Brown (coaches)
2009	Tyra Grant
2010	Tyra Grant
2011	Alex Bentley (coaches)
2012	Alex Bentley Maggie Lucas
2013	Alex Bentley Maggie Lucas (unanimous)
2014	Ariel Edwards Maggie Lucas (unanimous)

## SECOND TEAM

1993	Katina Mack
1994	Helen Holloway Katina Mack
1998	Andrea Garner (media)
1999	Helen Darling (media)
2000	Maren Walseth (media)
2001	Lisa Shepherd Maren Walseth (media)
2002	Rashana Barnes (coaches)
2003	Tanisha Wright (media) Jess Brungo (coaches)
2006	Amanda Brown (coaches)
2007	Amanda Brown (media)
2011	Maggie Lucas (media)
2014	Dara Taylor

## THIRD TEAM

2003	Jess Strom (media)
2004	Jess Strom (coaches & media)
2006	Amanda Brown (media)
2008	Kam Gissendanner (coaches) Brianna O'Rourke (media)
2010	Alex Bentley (coaches)
2011	Alex Bentley (media) Maggie Lucas (coaches)
2012	Nikki Greene (media)
2013	Nikki Greene (coaches)

## HONORABLE MENTION

1993	Jackie Donovan Helen Holloway
1995	Missy Masley
1996	Kim Calhoun Katina Mack
1998	Andrea Garner (coaches)
1999	Lisa Shepherd
2000	Lisa Shepherd
2002	Rashana Barnes (media) Jess Strom
2003	Jess Brungo (media) Jess Strom (coaches)
2004	Jess Brungo
2006	Kam Gissendanner Brianna O'Rourke (media)
2007	Kam Gissendanner Tyra Grant
2008	Kam Gissendanner (media) Brianna O'Rourke (coaches) Tyra Grant
2009	Brianna O'Rourke (media)
2010	Alex Bentley (media)
2011	Nikki Greene (media) Julia Trogele (coaches)
2012	Zhaque Gray (media) Nikki Greene (coaches) Mia Nickson (media)
2013	Nikki Greene (media)
2014	Talia East

## ALL-FRESHMAN TEAM

1997	Helen Darling
1998	Lisa Shepherd Maren Walseth
2001	Kelly Mazzante
2002	Jess Strom
2004	Reicina Russell
2006	Brianna O'Rourke
2007	Tyra Grant
2010	Alex Bentley
2011	Maggie Lucas

## ALL-DEFENSIVE TEAM

2011	Nikki Greene
2012	Alex Bentley
2013	Alex Bentley Dara Taylor
2014	Dara Taylor (unanimous)

## ALL-TOURNAMENT TEAM

1995	Missy Masley, MVP Tina Nicholson Angie Potthoff
1996	Angie Potthoff, MVP Tina Nicholson
1998	Andrea Garner, MVP
2000	Helen Darling, MVP Andrea Garner
2002	Kelly Mazzante Tanisha Wright
2003	Tanisha Wright
2004	Kelly Mazzante Jess Strom
2011	Alex Bentley Maggie Lucas

## SPORTSMANSHIP

2007	Amanda Brown
2008	Kam Gissendanner
2009	Mashea Williams
2010	Meredith Monroe
2011	Julia Trogele
2012	Zhaque Gray
2013	Gizelle Studevent
2014	Ariel Edwards

## SUZY FAVOR BIG TEN FEMALE STUDENT-ATHLETE OF THE YEAR (all sports)

2004	Kelly Mazzante
------	----------------



# PENN STATE LADY LION

## BASKETBALL GAME NOTES

2014-2015

Penn State Athletic Communications: 101D Bryce Jordan Center, University Park, PA 16802 Office: 814-865-1757 Fax: 814-863-3165  
Women's Basketball Contact: Kristina Petersen Twitter: @ladylionsid Website: www.GoPSUsports.com Email: kap18@psu.edu Cell: 814-883-4581 Office: 814-865-1757

### SCHEDULE/RESULTS

#### NOVEMBER

Sun. 2	INDIANA (PA.) (ex.)	W, 75-71
<i>Preseason WNIT</i>		
Fri. 14	TOWSON	W, 71-64
Sun. 16	ALBANY	L, 53-54
Sat. 22	SETON HALL	L, 70-75
Tues. 25	ST. BONAVENTURE (BTN Plus)	L, 54-56
<i>Georgia State Thanksgiving Tournament</i>		
Fri. 28	vs. Liberty	L, 68-80
Sun. 30	vs. Samford	L, 56-59 (OT)

#### DECEMBER

##### Big Ten/ACC Challenge

Thurs. 4	at #21/22 Syracuse	L, 39-61
Sun. 7	WAGNER (BTN Plus)	W, 96-66
Wed. 10	at Hartford	L, 57-62
Sun. 14	RIDER	W, 85-51
Sun. 21	USF (BTN Plus)	L, 87-90 (OT)
Sun. 28	at #23/20 Iowa * (BTN Plus)	L, 52-77

#### JANUARY

Thurs. 1	at Michigan * (BTN Plus)	L, 53-89
Sun. 4	ILLINOIS * (BTN Plus)	L, 76-91
Tues. 6	at Wisconsin * (BTN)	L, 46-65
Sat. 10	#24/23 RUTGERS * (BTN)	L, 51-71
Thurs. 15	at #17/15 Nebraska * (BTN)	L, 45-73
Sun. 18	at Ohio State * (BTN Plus)	L, 60-69
Thurs. 22	INDIANA * (BTN Plus)	W, 79-75
Sun. 25	NORTHWESTERN * (BTN +)	W, 76-75
Wed. 28	at Minnesota * (BTN Plus)	L, 64-75

#### FEBRUARY

Sun. 1	at #22/23 Rutgers * (BTN)	L, 65-76
Thurs. 5	#5/5 MARYLAND * (BTN +)	L, 62-77
Sun. 8	at Purdue * (BTN Plus)	W, 54-50
Wed. 11	MICHIGAN ST. * (BTN +)	L, 67-74
Sun. 15	MINNESOTA * (BTN Plus)	L, 77-85
Mon. 23	at #5/5 Maryland * (BTN)	L, 34-65
Thurs. 26	OHIO STATE * (BTN Plus)	L, 70-88

#### MARCH

##### Ninth Annual Pink Zone at Penn State

Sun. 1	WISCONSIN * (BTN Plus)	L, 56-62
<i>Big Ten Tournament</i>		
Wed. 4	vs. Indiana (BTN Plus)	6 p.m.
Thurs. 5	Second Round (BTN)	approx. 3 p.m.
Fri. 6	Quarterfinal (BTN)	approx. 3 p.m.
Sat. 7	Semifinal (BTN)	7 p.m.
Sun. 8	Championship (ESPN2)	7 p.m.

**BOLD CAPS** indicates home game

\* - indicates Big Ten game

All times are Eastern Time.



BTN - Big Ten Network ..... BTN Plus - BTN.com

Schedule subject to change. Please visit www.

GoPSUsports.com for up-to-date tip times.

### Penn State at Big Ten Tournament

Wed., Mar. 4 - Sun., Mar. 8 ▶ Sears Centre ▶ Hoffman Estates, Ill.

		<b>SETTING THE SCENE</b>
<b>Penn State Lady Lions</b>	<b>Big Ten Tournament</b>	<b>The Big Ten Tournament</b>
<p><b>Record:</b> 6-23, 3-15 Big Ten <b>Last Game:</b> Wisconsin 62, PSU 56 (3/1) <b>Head Coach:</b> Coquese Washington <b>Career Record:</b> 148-104 (8th yr.) <b>Record at PSU:</b> 148-104 (8th yr.)</p> <p style="text-align: center;"><b>Statistical Leaders</b></p> <p><b>Points</b> Lindsey Spann (13.6) <b>Rebounds</b> Kaliyah Mitchell (6.9) <b>Assists</b> Sierra Moore (3.8)</p>	<p><b>All-Time Record:</b> 25-18 <b>First Round:</b> 0-0 <b>Second Round:</b> 3-3 <b>Quarterfinals:</b> 13-4 <b>Semifinals:</b> 7-6 <b>Championship:</b> 2-5</p> <p><b>Championships:</b> 2 (1995, 1996)</p> <p>* - Big Ten Tournament became a five-round tournament in 2015.</p>	<p><b>First Round Game Info:</b> #13 Penn State vs. #12 Indiana, 6 p.m.</p> <p><b>Television:</b> BTN &amp; ESPN2 (Champ.)</p> <p><b>Radio:</b> The game is on the Penn State Sports Network and WRSC 1390 The Fanatic locally with Jerry Fisher calling the action. The audio feed is available at www.GoPSUsports.com.</p> <p><b>Webstream:</b> BTN Plus/BTN2GO/ESPN3.com</p> <p><b>Live Stats:</b> GoPSUsports.com</p>

### TOURNEY QUICK HITS

- ✓ The Lady Lions are 25-18 all-time in the Big Ten Tournament and claimed the first two tourney crowns in 1995 and 1996.
- ✓ Last season, Penn State was upset by #8 seed Ohio State in the quarterfinals 99-82.
- ✓ This is the first time that the Big Ten Tournament will be a five-day tournament.
- ✓ The Lady Lions are 5-7 in the Big Ten Tournament under Coquese Washington.
- ✓ The Lady Lions are 32-9 all-time against Indiana, including wins in the last seven outings.
- ✓ Penn State is 3-1 in Big Ten Tournament meetings, but haven't faced the Hoosiers in the postseason since 2004.
- ✓ The last time the teams met in the Big Ten Tournament, Penn State picked up a 79-66 win on March 5, 2004 thanks in part to 25 points from Kelly Mazzante and 22 tallies from Tanisha Wright.
- ✓ The Lady Lions won the only meeting between the teams this season with a 79-75 victory on Jan. 22.
- ✓ **Sierra Moore** posted her third double-double of the season with 17 points and a career-high 14 rebounds against Wisconsin Sunday.
- ✓ **Tori Waldner** celebrated her final home game with a 12-point, four-rebound performance against Wisconsin Sunday.
- ✓ **Candice Agee** has reached double-digits in 12 of her last 13 games.
- ✓ Agee has also blocked at least one shot in 13 of her last 14 games.
- ✓ Lady Lion head coach **Coquese Washington** has used eight different starting lineups.
- ✓ With her first rebound of the Wisconsin game, sophomore **Peyton Whitted** surpassed the 200-rebound milestone.

#### Table of Contents

##### Section 1

Bracket	2
Tournament History	3
Tournament Records	4
PSU vs. the Big Ten	5-9
All-Big Ten	10

##### Section 2

Schedule, Results, Storylines	11
Roster, Big Ten Standings,	
Team Comparison, Series History	12
Quick Facts, Possible Starters	13
PSU's Record When	15
Lions in the Big Ten Stats	16
Milestone Watch	17
The Last Time Penn State	19
Record Book	20
2015 Signing Class	20
Season Highs/Lows	21

Miscellaneous Stats	22
Coquese Washington	23
2014-15 Box Scores	24-33
<b>Section 3</b>	
Player Bios	34-45
<b>Section 4</b>	
2014-15 Stats	
<b>Section 5</b>	
Clips	
Radio/TV Chart	Back Cover



## 2014-15 ROSTER

### PENN STATE LADY LIONS

No.	Name	Pos.	Cl./Elg.	Ht.	Hometown/High School (Previous School)
1	Candice Agee **	C	Jr./Jr.	6-6	Victorville, Calif./Silverado
3	Brianna Banks	G	Sr./Sr.^	5-9	Newnan, Ga./Fayette County (Connecticut)
5	Sierra Moore	G	Jr./So.	5-11	Hanover, Pa./Delone Catholic (Duke)
10	Keke Sevellian *	G	So./So.	5-7	Goodrich, Mich./Goodrich
11	Alex Harris *	F	So./So.	6-3	Lorain, Ohio/Lorain
12	Lindsey Spann	G	So./Fr.	5-6	Laurel, Md./Good Counsel
14	Dominique Brooks	C	Jr./Jr.	6-4	Lansing, Ill./T.F. South (Trinity Valley C.C.)
15	Kalayah Mitchell *	F	So./So.	6-2	Stone Mountain, Ga./Stephenson
25	Peyton Whitted *	F	So./So.	6-3	Suwanee, Ga./North Gwinnett
34	Molly Dincher	G/F	Sr./Sr.	6-0	Williamsport, Pa./Williamsport Area (PSU Wilkes Barre)
41	Jenny DeGraaf *	F	So./So.	6-1	Springboro, Ohio/Springboro
44	Tori Waldner ***	F/C	Sr./Sr.	6-5	Milton, Ga./Milton

**Head Coach:** Coquese Washington (Notre Dame '92)

**Asst. Coaches:** Itoro Coleman, Kia Damon, Jocelyn Wyatt

**Captains:** Tori Waldner, Sierra Moore, Lindsey Spann

\* Indicates letters earned

## STANDINGS (as of 3/1)

Team	Big Ten			Overall		
	W	L	Pct.	W	L	Pct.
Maryland	18	0	1.000	27	2	.931
Iowa	14	4	.778	23	6	.793
Ohio State	13	5	.722	21	9	.700
Northwestern	12	6	.667	22	7	.759
Rutgers	12	6	.667	21	8	.724
Minnesota	11	7	.611	22	8	.733
Nebraska	10	8	.556	20	9	.690
Michigan	8	10	.444	16	13	.552
Michigan State	7	11	.389	15	14	.517
Illinois	6	12	.333	15	15	.500
Wisconsin	5	13	.278	9	19	.321
Indiana	4	14	.222	14	15	.483
<b>PENN STATE</b>	<b>3</b>	<b>15</b>	<b>.167</b>	<b>6</b>	<b>23</b>	<b>.207</b>
Purdue	3	15	.167	10	19	.345

## INDIANA HOOSIERS

No.	Name	Pos.	Cl.	Ht.	Hometown/High School (Previous School)
2	Jess Walter	G	Fr.	5-11	Midland, Mich./Midland
3	Tyra Buss	G	Fr.	5-7	Mt. Carmel, Ill./Mt. Carmel
5	Larryn Brooks	G	So.	5-5	Richmond, Ky./Madison Central
10	Taylor Agler	G	So.	5-9	Westerville, Ohio/Olentangy Orange
12	Nicole Bell	G	Jr.	5-4	Cincinnati, Ohio/Indian Hill
14	Liz Stratman	F	Sr.	6-2	New Palestine, Ind./Heritage Christian (Butler)
21	Karlee McBride	G	So.	5-10	Erie, Pa./Villa Maria
23	Alexis Gassion	G	So.	5-10	Fairborn, Ohio/Fairborn
31	Maura Muensterman	G	Fr.	6-0	Evansville, Ind./Mater Dei
32	Andrea Mize	G	Sr.	5-9	Greenwood, Ind./Whiteland
33	Amanda Cahill	F	Fr.	6-2	Clyde, Ohio/Clyde
34	Claire Jakubicek	F	RS-Jr.	6-0	Cary, Ill./Cary-Grove (Northern Illinois)
40	Lyndsay Leikem	F	So.	6-1	Tucson, Ariz./Flowing Wells
43	Jenn Anderson	C	So.	6-3	Sheridan, Ind./Westfiel

**Head Coach:** Teri Moren

**Assistant Coaches:** Curtis Loyd, Todd Starkey, Rhett Wierzbka

### First Round Opponent

#### #12 Indiana

**14-15, 4-14**

**Penn State won 2015 series, 1-0**  
**Penn State leads all-time series, 32-9**  
**Penn State leads in Big Ten**  
**Tournament meetings, 3-1**

## TEAM COMPARISON

PENN STATE		INDIANA
Spann (13.6)	Scoring Leader	Brooks (11.9)
Mitchell (6.9)	Rebounding Leader	Cahill (7.9)
Moore (3.8)	Assist Leader	Brooks (3.9)
Mitchell (1.5)	Steals Leader	Buss (2.1)
Agee (1.9)	Blocks Leader	Cahill (0.9)
62.9	Scoring Offense	72.7
70.9	Scoring Defense	66.0
-8.0	Scoring Margin	+6.8
42.0	Rebounds Per Game	37.1
+2.4	Rebound Margin	-0.9
13.4	Assists Per Game	15.1
7.2	Steals Per Game	8.0
.397	Field Goal Pct.	.428
.393	FG Defense Pct.	.413
.256	3-pt. FG Pct.	.331
.345	3-pt. FG Pct. Def.	.293
.637	Free Throw Pct.	.740
0.7	Assist/Turnover	1.1
Lost 5	W/L Streak	Lost 5

## SERIES HISTORY

Overall: PSU leads 32-9  
 Last meeting: Jan. 22, 2015  
 Last result: PSU, 79-75  
 Current streak: PSU - 7 wins  
 Last 10: PSU, 8-2  
 Last 10 meetings:  
 1/29/09 A IND, 65-55  
 1/10/10 H PSU, 77-71 (OT)  
 2/28/10 A IND, 77-68  
 1/23/11 H PSU, 82-69  
 2/13/11 A PSU, 80-77  
 2/2/12 H PSU, 76-44  
 2/7/13 A PSU, 76-54  
 1/22/14 H PSU, 65-52  
 2/13/14 A PSU, 71-63  
 1/22/15 H PSU, 79-75

## LAST TIME VS. INDIANA

JAN. 22, 2015 • UNIVERSITY PARK, PA.

Indiana 75 - 12-6, 2-5													
##	Player	Total	FG-FTA	FG-PCT	FT-FTA	FT-PCT	Off	Def	Reb	PF	TP	A TO Blk Stl Min	
03	Tyra Buss	3-7	2-4	2-2	0-1	0-1	1	3	10	4	4	0 0 22	
05	Larryn Brooks	3-10	2-7	0-0	0-0	0-0	3	8	2	2	0	2 33	
23	Alexis Gassion	1-5	0-1	16-18	3	6	9	2	18	1	0	1 3 35	
33	Armanda Cahill	2-3	0-0	0-0	2	1	3	5	4	0	1	1 0 15	
43	Jenn Anderson	2-4	0-0	4-4	1	6	7	2	8	2	4	1 1 30	
02	Jess Walter	5-13	4-7	0-0	0	2	2	1	14	4	1	0 30	
10	Taylor Agler	0-2	0-2	0-1	0	0	0	0	0	0	0	0 8	
21	Karlee McBride	4-6	2-4	3-4	0	2	2	3	13	2	2	1 0 14	
40	Lyndsay Leikem	0-3	0-1	0-0	1	3	4	0	0	0	0	0 13	
Team		4 3 7 1											
Totals		20-53	10-26	25-29	11	24	35	20	75	15	14	4 6 200	
FG % 1st Half: 10-29 34.5%		2nd half: 10-24 41.7%		Game: 20-53 37.7%		Deadball							
3FG % 1st Half: 5-13 38.5%		2nd half: 5-13 38.5%		Game: 10-26 38.5%		Rebounds							
FT % 1st Half: 4-4 100.0%		2nd half: 21-25 84.0%		Game: 25-29 86.2%		1.1							
Penn State 79 • 4-15, 1-7													
##	Player	Total	FG-FTA	FG-PCT	FT-FTA	FT-PCT	Off	Def	Reb	PF	TP	A TO Blk Stl Min	
01	Agee, Candice	6-14	0-0	1-2	2	4	6	4	13	4	2	2 4 32	
05	Moore, Sierra	5-12	0-0	5-6	7	1	8	3	15	7	2	0 1 35	
10	Sevellian, Keke	0-2	0-0	0-0	0	0	2	0	0	0	0	0 0 16	
15	Mitchell, Kalayah	7-13	2-4	4-6	6	5	11	4	20	3	4	2 0 36	
44	Waldner, Tori	1-6	0-1	3-4	2	7	9	3	5	0	0	1 0 24	
12	Spann, Lindsey	5-15	1-5	0-0	0	0	0	4	11	3	2	0 1 23	
25	Whitted, Peyton	6-10	0-0	0-0	3	1	4	3	12	0	0	2 2 26	
41	DeGraaf, Jenny	1-3	1-1	0-0	0	2	2	0	3	0	0	0 0 8	
Team		3 4 7 1											
Totals		31-75	4-12	13-18	23	24	47	23	79	20	12	6 8 200	
FG % 1st Half: 14-35 40.0%		2nd half: 17-40 42.5%		Game: 31-75 41.3%		Deadball							
3FG % 1st Half: 3-8 37.5%		2nd half: 1-4 25.0%		Game: 4-12 33.3%		Rebounds							
FT % 1st Half: 5-6 83.3%		2nd half: 8-12 66.7%		Game: 13-18 72.2%		1							
Officials: Felicia Gritter, Kevin Pehlert, Shannon Feick													
Technical fouls: Indiana-TEAM, Penn State-None.													
Attendance: 3290													
Score by periods			1st	2nd	Total								
Indiana			29	46	75								
Penn State			35	43	79								
						Points	In	Off	2nd	Fast			
						Permt	T/O	Chance	Break				
						PSU	42	18	13	9	27		
									Score tied - 7 times.				
									Lead changed - 7 times.				
Last FG - IND 2nd-00:47, PSU 2nd-01:00.													
Largest lead - IND by 5:18-18:49, PSU by 13:2nd-05:46.													
IND led for: 08:38, PSU led for: 28:48, Game was tied for 02:15.													



## QUICK FACTS

### THE UNIVERSITY

Location: University Park, Pa.  
 Founded: 1855  
 Enrollment: 46,068 (as of fall 2014)  
 Colors: Blue & White  
 Nickname: Lady Lions  
 Conference: Big Ten  
 President: Eric Barron  
 Director of Athletics: Sandy Barbour  
 Senior Woman Administrator: Charmelle Green  
 Asst. Athletic Director: Jenn James  
 Facility (cap.): Bryce Jordan Center (15,104)  
 All-Time Record at BJC: 220-64 (19 seasons)

### ATHLETIC COMMUNICATIONS

WBB Contact: Kristina Petersen  
 Phone/Fax: (814) 865-1757/(814) 863-3165  
 E-mail: kap18@psu.edu  
 Address: 101-D Bryce Jordan Center  
 University Park, Pa. 16802  
 Press Row Phone: 814-863-3294  
 Website: www.GoPSUsports.com  
 Twitter: @ladylionsid

### TEAM INFORMATION

2014-15 Record: 6-23  
 Home: 5-11 Away: 1-10 Neutral: 0-2  
 Big Ten Record: 3-15  
 Home: 2-7 Away: 1-8  
 Letterwinners Returning/Lost: 6/5  
 Starters Returning/Lost: 1/4  
 2014 Postseason: NCAA Sweet Sixteen

### THE HISTORY

First Year of Women's Basketball: 1965  
 All-Time Record: 887-417 (51 seasons)  
 All-Time Big Ten Rec.: 247-137 (23 seasons)  
 NCAA Tournament Appearances: 25  
 NCAA Tournament Record: 32-25

### WOMEN'S BASKETBALL

Head Coach: Coquese Washington  
 Alma Mater: Notre Dame '92  
 Overall Record: 148-104 (eighth season)  
 School Record: 148-104 (eighth season)  
 Twitter: @coquesewashing  
 Basketball Office Phone: 814-863-2672  
 Basketball Office Fax: 814-863-1221  
 Best Time To Reach Coach: Through SID  
 Assistant Coaches (Alma Mater):  
 Ito Coleman (Clemson '00)  
 Kia Damon (Millersville '97)  
 Jocelyn Wyatt (Appalachian State '06)  
 Twitter/Instagram: @pennstatewbb  
 Facebook: facebook.com/pennstateladylions

### PRONUNCIATIONS

Coquese	ko-KWEES
Ito	E-tora
Agee	A-gee
DeGraaf	D-graph
Kaliyah	kah-LEE-uh
Sevillian	civilian
Spann	span
Whitted	WIT-tid

## POSSIBLE STARTERS



**1 CANDICE AGEE** **C**  
 Jr., 6-6, Victorville, Calif.  
 10.5 ppg, 6.1 rpg, 1.9 bpg, .500 FG%

**Notes:** Ranks 10th in the Big Ten in FG % (.506) ... Posted a double-double with 15 pts. & 10 rebs. vs. Ohio State ... Tallied 10 pts., 9 rebs. & 4 blocks at Maryland ... Had 10 pts. & 9 rebs. vs. Minnesota.



**5 SIERRA MOORE** **G**  
 RS-So., 5-11, Hanover, Pa.  
 11.9 ppg, 5.2 rpg, 3.8 apg, 1.2 spg

**Notes:** Posted her third double-double of the season with 17 pts. & a career-best 14 rebs. vs. Wisconsin ... Recorded 18 points and 4 assists vs. Ohio State ... Tallied 17 pts., 6 rebs., 8 assts. vs. Minnesota.



**10 KEKE SEVILLIAN** **G**  
 So., 5-7, Goodrich, Mich.  
 3.1 ppg, 1.4 rpg, 1.2 apg, 1.0 spg

**Notes:** Recorded 7 points vs. Michigan State ... Has 18 career starts, all this season ... Tallied a career-high 10 points on her birthday at Purdue ... Had seven points and two steals vs. Northwestern.



**15 KALIYAH MITCHELL** **G**  
 So., 6-2, Stone Mountain, Ga.  
 8.2 ppg, 6.9 rpg, 1.5 spg

**Notes:** Leads team in rebounding (6.9) and steals (1.5) ... Dished out a career-best 4 assists with 8 pts. & 6 rebs. vs. Wisconsin ... Registered 11 pts., 6 rebs. & 4 assts. vs. Minnesota.



**44 TORI WALDNER** **F**  
 Sr., 6-5, Milton, Ga.  
 5.5 ppg, 5.7 rpg, 1.1 bpg

**Notes:** Tallied 12 points on Senior Day vs. Wisconsin ... Notched 10 pts. & 5 rebs. vs. Ohio State ... Participating in the "So You Want to be a Coach" program ... Ranks 8th on PSU's career blocks list (120).

### LADY LIONS AT THE BIG TEN TOURNAMENT

- The Lady Lions are 25-18 all-time in the Big Ten Tournament and claimed the first two tourney crowns in 1995 and 1996.
- Last season, Penn State was upset by #8 seed Ohio State in the quarterfinals 99-82.
- This is the first time that the Big Ten Tournament will be a five-day tournament.
- The Lady Lions are 5-7 in the Big Ten Tournament under Coquese Washington.
- The Lady Lions are 1-1 in Big Ten Tournament games played in Hoffman Estates.

### LAST TIME OUT

- Senior **Tori Waldner** made the most of her final game in the blue and white – albeit wearing pink and blue in honor of Pink Zone – by scoring 12 points in the Lady Lions' 62-56 loss to Wisconsin on Sunday.
- The Lady Lions had 730 breast cancer survivors registered, but due to inclement weather only had 657 survivors on hand to be honored at halftime.
- Waldner converted a layup off of an assist from **Sierra Moore** to knot the score with 9:27, but Wisconsin scored eight straight points to grab the momentum and eventually the victory.
- Moore posted her third career double-double with a team-best 17 points and a career-high 14 rebounds, while handing out four assists to tie for the team lead.
- Eleven of Moore's 17 points came in the second half, with the sophomore adding eight rebounds and three assists over the final 20 minutes.
- Waldner shook off the emotions of Senior Day to score 12 points, including the first basket of the game, to go along with four rebounds and two steals.
- **Peyton Whitted** pulled down her 200th career rebound with her first board of the contest and ended the day with four points and five rebounds.
- **Kaliyah Mitchell** tied her career-high with four assists and chipped in eight points and six rebounds, while **Jenny DeGraaf** scored nine points and contributed seven rebounds.

### SCOUTING INDIANA

- The Hoosiers are 14-15 overall and 4-14 in Big Ten play.
- Sophomore Larryn Brooks leads Indiana in scoring (11.9) and assists (3.9).
- Freshman Tyra Buss has been an immediate contributor for the Hoosiers, averaging 11.4 points and 3.4 rebounds per game.
- Amanda Cahill is the third Hoosier averaging double figure with an 10.6 mark and a team-best 7.9 rebounding mark.
- Indiana averages 7.7 three-pointers per game, which ranks third in the Big Ten, led by Brooks with 55 triples this season.



### ALL-TIME VERSUS THE HOOSIERS

- The Lady Lions are 32-9 all-time against Indiana, including wins in the last seven outings.
- Penn State is 3-1 in Big Ten Tournament meetings, but haven't faced the Hoosiers in the postseason since 2004.
- The last time the teams met in the Big Ten Tournament, Penn State picked up a 79-66 win on March 5, 2004 thanks in part to 25 points from Kelly Mazzante and 22 tallies from Tanisha Wright.
- The Lady Lions won the only meeting between the teams this season with a 79-75 victory on Jan. 22.

### LAST TIME VERSUS IU

- Behind five players in double figure and a double-double by sophomore **Kaliyah Mitchell**, the Lady Lions edged Indiana, 79-75, on Jan. 22.
- The Lady Lions saw five players reach double figure for the first time since Feb. 2, 2014 at Northwestern.
- As a team, Penn State dished out a season-best with 20 assists and tied their season-low with 12 turnovers.
- Mitchell pulled down a game-high 11 rebounds and tied her personal best with 20 points for her second career double-double.
- Sophomore **Sierra Moore** flirted with a triple-double as she scored 15 points, grabbed eight rebounds and handed out seven assists.
- **Peyton Whitted** tallied a career-best 12 points and added four rebounds, two blocked shots and two steals.
- For the fourth-straight game, junior **Candice Agee** reached double figure with 13 points and posted career bests of four assists and four steals. She also pulled down six rebounds.

### MOORE DOUBLE-DOUBLES

- Sophomore **Sierra Moore** posted her third career double-double with 17 points and a career-high 14 rebounds against Wisconsin on Sunday.
- All three of her double-doubles have come this season: USF (12/21/14) and Seton Hall (11/22/14).
- Moore scored 17 points to reach the 400-point milestone for her collegiate career.
- She also nabbed a career-high 14 rebounds versus the Badgers, besting her previous high of 10 rebounds against USF.
- This season, Moore has 11 games with at least 10 points, five rebounds, and four assists.
- Moore played a team-high 38 minutes against the Badgers and has logged 37 or more minutes in 14 games in 2014-15.
- Moore led the Lady Lions in points, rebounds, and assists against Wisconsin. She is the second Lady Lion to accomplish the feat this season as Lindsey Spann accomplished the feat against Michigan State on Feb. 11, 2015.

### WALDNER'S SOLID SENIOR DAY

- Senior **Tori Waldner** did not disappoint in her final performance in the Bryce Jordan Center against Wisconsin on March 1.
- She connected on 6-of-9 shots en route to 12 points for her third double-digit outing in the last four games.
- Fittingly, Waldner scored the game's first points on a jumper in Penn State's first possession.

**LADY LIONS GET SOCIAL:** The Lady Lions are on several social media sites, including Twitter, Instagram and Facebook. Follow the Lady Lions and assistant coaches (@pennstatewbb), head coach Coquese Washington (@coquesewashing) and sports information contact Kris Petersen (@ladylionsid) on Twitter to get the inside scoop. The Lady Lions are also on Instagram (@pennstatewbb) and Facebook at [www.facebook.com/pennstateladylions](http://www.facebook.com/pennstateladylions).



### FORCE IN THE PAINT

- Junior center **Candice Agee** was a force in the paint in a 12-game span from Jan. 15 until Feb. 26 for the Lady Lions.
- She averaged 11.3 points, 7.3 rebounds and 2.4 blocks per game in that stretch.
- Agee reached double figure in all 12 of the those games.
- She also blocked at least one shot each of those game as part of a 13-game string from Jan. 6 through Feb. 26.
- The California native posted her third double-double of the season and second this year against Ohio State with 15 points and 10 rebounds against the Buckeyes on Feb. 26.

### CAN CAN BLOCK

- Junior center **Candice Agee** moved into a tie for 13th place on Penn State's career blocks list with two rejections versus Ohio State on Feb. 26.
- Agee is tied with Reicina Russell (87; 2003-04) and Vicki Link (87; 1984-87) for 13th place with 87 career rejections.
- She needs two rejections to tie Kathy Phillips (89; 1989-92) for 12th spot.
- Agee has 16 multi-block efforts this season, including nine of her last 12 games.
- Agee recorded a career-high five blocks in the win over Rider on Dec. 14.

## PENN STATE'S OVERALL/BIG TEN YEAR-BY-YEAR REVIEW

Year	Overall	Big Ten	Home	BT Home	Road	BT Road	Neutral
1992-93	22-6	14-4	12-2	9-0	9-4	5-4	0-0
1993-94	28-3	16-2	14-0	9-0	11-2	7-2	3-1
1994-95	26-5	13-3	14-2	8-0	9-3	5-3	3-0
1995-96*	27-7	13-3	14-2	8-0	8-4	5-3	5-1
1996-97	15-12	8-8	9-3	5-3	5-6	3-5	1-3
1997-98	21-13	8-8	10-5	4-4	6-6	4-4	5-2
1998-99	22-8	12-4	9-2	6-2	9-4	6-2	4-2
1999-00	30-5	15-1	14-0	8-0	9-2	7-1	7-3
2000-01	19-10	11-5	11-2	7-1	6-5	4-4	2-3
2001-02	23-12	11-5	10-4	6-2	9-5	5-3	4-3
2002-03	26-9	13-3	16-0	8-0	7-7	5-3	2-2
2003-04	28-6	15-1	12-1	8-0	9-3	7-1	6-2
2004-05	19-11	13-3	12-0	8-0	6-9	5-3	1-2
2005-06	13-16	6-10	8-6	5-3	3-8	1-7	2-2
2006-07	15-16	7-9	12-1	7-1	2-12	0-7	1-3
2007-08	13-18	4-14	10-6	3-6	3-11	1-8	0-1
2008-09	11-18	6-12	8-6	4-5	2-9	2-7	1-3
2009-10	17-14	8-10	9-6	5-4	5-7	3-6	3-1
2010-11	25-10	11-5	14-4	6-2	7-4	5-3	4-2
2011-12	26-7	13-3	12-2	6-2	11-3	7-1	3-2
2012-13	26-6	14-2	14-0	8-0	9-5	6-2	3-1
2013-14	24-8	13-3	14-4	6-2	8-3	7-1	2-1
2014-15	6-23	3-15	5-11	2-7	1-10	1-8	0-2

\* First season at the Bryce Jordan Center



## 2015 PINK ZONE AT PENN STATE

- The Ninth Annual Pink Zone at Penn State presented by Mount Nittany Health was held on Sunday against Wisconsin.
- The Lady Lions had 730 breast cancer survivors registered, but due to inclement weather only had 657 survivors on hand to be honored at halftime.
- The preliminary fundraising total for this year's Pink Zone is \$169,525, which does not include donations from the gameday silent auction, single-game ticket sales or the CharityBuzz.com online auction.
- All totaled, the Lady Lions have donated more than \$1.135 million for breast cancer research and awareness in the first eight years.
- This year's fundraising efforts will benefit the Mount Nittany Medical Center, Penn State Hershey Cancer Institute, Pennsylvania Breast Cancer Coalition, the Kay Yow Cancer Fund, J.C. Blair Memorial Hospital and Lewistown Hospital.
- For more information on the Pink Zone at Penn State, visit the official Pink Zone website at [www.pennsylvaniapinkzone.org](http://www.pennsylvaniapinkzone.org).

## GIVING A HELPING HAND

- Over the last five games, Penn State has been in a mood for helping.
- The Lady Lions are averaging 14.8 assists per game and have assisted on 61.4 percent of their made field goals.
- They handed out a season-high 22 assists against Minnesota on Feb. 15, just one game after dishing out 19 helpers vs. Michigan State.
- Penn State has seen three players log at least four assists four times this season.
- Freshman **Lindsey Spann** handed out five of the team's nine assists on Feb. 23 at Maryland.

## BETTER WITH AGE(E)

- During her first two seasons on the University Park campus, junior **Candice Agee** learned from some of the top post players in school history.
- The 6-foot-6 center watched Nikki Greene, Mia Nickson and Talia East dominate the paint.
- This season, it is Agee that has matured into one of the top post players in the Big Ten.
- She is averaging 10.5 points and 6.1 rebounds this season, compared to her 2.5 points and 2.1 rebounds per game through her first two seasons.
- Agee has swatted 53 shots in 2014-15, which is 19 more than the 34 blocks she had in her first two years combined.
- She had eight steals and 10 assists through two seasons in the blue and white, but this year has nabbed 26 steals and handed out 30 assists.
- She is also making 4.2 field goals per game, compared to her 1.1 field goals per game average during her first two seasons.

## KALIYAH IS A KEY

- Sophomore **Kalayah Mitchell** has been a key component in Penn State's wins this season.
- Mitchell is averaging 13.0 points, 9.7 rebounds, 1.8 assists and 1.5 steals in the Lady Lions' wins.
- She has accumulated three double-doubles in victories and has four double-digit rebounding performances.

## SPANN MOVES UP FRESHMAN SCORING TOP 10

- With eight points at Maryland on Feb. 23, **Lindsey Spann** moved into sole possession of seventh place on the Penn State's freshman season scoring list.
- She broke a tie with Alex Bentley (365; 2009-10) for the seventh spot.
- Spann has 381 points in her rookie season.
- She needs 30 points to tie Corinne Gulas (411; 1979-80) for sixth and 34 tallies to tie Suzie McConnell (415; 1984-85) for fifth.

## WALDNER WHIPS UP A CAREER DAY

- Senior **Tori Waldner** scored a career-high 16 points against Minnesota on Feb. 15, including a personal-best seven made field goals.
- Waldner's previous best was 14 points vs. Northwestern on Feb. 20, 2014.
- She also matched her season-high of four assists. She also had four assists vs. Northwestern on Jan. 25, 2015.

## MOORE GIVING MORE

- Sophomore **Sierra Moore** logged her sixth game of the season with at least 14 points, five rebounds, and five assists against Minnesota on Feb. 15.
- She scored 17 points, pulled in six rebounds, and added a career-high eight assists vs. the Gophers.
- Moore's career-high eight assists give her 10 games this season with at least five helpers.
- Her previous career best of seven assists has been accomplished three times with the last coming versus Indiana on Jan. 22, 2015.

## PENN STATE'S RECORD WHEN...

Playing at home	5-11
Playing on the road	1-10
Playing at a neutral site	0-2
vs. Top 10 teams	0-2
vs. Top 25 teams	0-6
Games decided by 3 points or less	1-4
Games decided by 4-10 points	3-7
Games decided by 11-19 points	0-6
Games decided by 20 points or more	2-6
Leading at the half	5-4
Tied at the half	0-2
Trailing at the half	1-17
Leading with 5:00 remaining	5-2
Trailing with 5:00 remaining	1-21
Tied with 5:00 remaining	0-0
In overtime	0-0
PSU scores less than 49 points	0-4
PSU scores 50-59 points	1-7
PSU scores 60-69 points	0-7
PSU scores 70-79 points	3-4
PSU scores 80 points or more	2-1
PSU shoots 45% or better	4-2
PSU shoots less than 45%	2-21
PSU shoots better than opponent	6-9
Opponent shoots better than PSU or tied	0-14
Opponent scores less than 39 points	0-0
Opponent scores 40-49 points	0-0
Opponent scores 50-59 points	2-3
Opponent scores 60-69 points	2-6
Opponent scores more than 70 points	2-14
Opponent shoots better than 45%	0-6
Opponent shoots less than 45%	6-17
PSU outrebounds opponent	5-12
Opponent outrebounds PSU or tied	1-11
PSU commits 14 or less turnovers	3-4
PSU commits 15 or more turnovers	3-19
PSU makes at least 5 3-pointers	1-1
PSU makes four 3-pointers or less	5-22
Recording 7 or more steals	4-14
Recording 6 or less steals	2-9
Wearing white uniforms	5-10
Wearing blue uniforms	1-12
Wearing pink uniforms	0-1
Penn State wins the tip	4-15
Penn State loses the tip	2-8
Penn State scores first	3-7
Opponent scores first	3-16
Playing during the day (before 5 p.m.)	5-12
Playing at night	1-11
On Monday	0-1
On Tuesday	0-2
On Wednesday	0-3
On Thursday	1-5
On Friday	1-1
On Saturday	0-2
On Sunday	4-9
In November	1-5
In December	2-4
In January	2-7
In February	1-6
In March	0-1



## 2014-15 GAME-BY-GAME STARTING LINEUPS

Date	Opponent	Pt Guard	Guard	Guard/Forward	Forward	Center
11/2	INDIANA (PA.) (ex.)	Spann	Moore	Mitchell	Whitted	Waldner
11/14	TOWSON	Spann	Moore	Mitchell	Whitted	Waldner
11/16	ALBANY	Spann	Moore	Mitchell	Whitted	Waldner
11/22	SETON HALL	Spann	Moore	Sevillian	Mitchell	Agee
11/25	ST. BONAVENTURE	Spann	Moore	Mitchell	Whitted	Agee
11/28	vs. Liberty	Spann	Moore	Mitchell	Waldner	Agee
11/30	vs. Samford	Spann	Moore	Mitchell	Whitted	Waldner
12/4	at Syracuse	Spann	Moore	Mitchell	Waldner	Agee
12/7	WAGNER	Spann	Moore	Mitchell	Waldner	Agee
12/10	at Hartford	Spann	Moore	Mitchell	Waldner	Agee
12/14	RIDER	Spann	Moore	Mitchell	Whitted	Agee
12/21	USF	Spann	Moore	Mitchell	Waldner	Agee
12/28	at Iowa	Spann	Moore	Mitchell	Whitted	Agee
1/1	at Michigan	Spann	Moore	Sevillian	Harris	Waldner
1/4	ILLINOIS	Spann	Moore	Sevillian	Waldner	Agee
1/6	at Wisconsin	Spann	Moore	Sevillian	Waldner	Agee
1/10	RUTGERS	Spann	Moore	Sevillian	Waldner	Agee
1/15	at Nebraska	Spann	Moore	Sevillian	Waldner	Agee
1/18	at Ohio State	Moore	Sevillian	Mitchell	Waldner	Agee
1/22	INDIANA	Moore	Sevillian	Mitchell	Waldner	Agee
1/25	NORTHWESTERN	Moore	Sevillian	Mitchell	Waldner	Agee
1/28	at Minnesota	Moore	Sevillian	Mitchell	Waldner	Agee
2/1	at Rutgers	Moore	Sevillian	Mitchell	Waldner	Agee
2/5	MARYLAND	Moore	Sevillian	Mitchell	Waldner	Agee
2/8	at Purdue	Moore	Sevillian	Mitchell	Whitted	Waldner
2/11	MICHIGAN STATE	Moore	Sevillian	Mitchell	Whitted	Waldner
2/15	MINNESOTA	Moore	Sevillian	Mitchell	Whitted	Waldner
2/23	at Maryland	Moore	Sevillian	Mitchell	Whitted	Waldner
2/26	OHIO STATE	Moore	Sevillian	Mitchell	Whitted	Waldner
3/1	WISCONSIN	Moore	Sevillian	Mitchell	Whitted	Waldner

## LIONS IN THE BIG TEN STATS

A breakdown of where Penn State ranks in the Big Ten's overall statistical categories. Through games of Mar. 1.

TEAM	
Scoring Offense.....	T-13th (62.9)
Scoring Defense.....	12th (70.9)
Scoring Margin.....	14th (-8.0)
Free Throw Percentage.....	14th (.637)
FG Percentage.....	13th (.397)
FG Percentage Defense.....	8th (.393)
3-point FG Percentage.....	14th (.256)
3-point FG Pct. Defense.....	14th (.345)
3-point FG Made.....	13th (2.5)
Rebounding Offense.....	4th (42.0)
Rebounding Defense.....	9th (39.6)
Rebounding Margin.....	6th (+2.4)
Offensive Rebounds.....	4th (13.7)
Defensive Rebounds.....	5th (28.2)
Blocked Shots.....	5th (5.1)
Assists.....	14th (13.4)
Steals.....	10th (7.2)
Turnover Margin.....	13th (-3.5)
Assist to Turnover Ratio.....	14th (0.7)

INDIVIDUAL	
Scoring.....	24th - Lindsey Spann (13.6)
Rebounding.....	T-19th - Kaliyah Mitchell (6.9)
Field Goal Pct.....	13th - Candice Agee (.500)
Assists.....	13th - Sierra Moore (3.8)
Blocked Shots.....	7th - Candice Agee (1.9)
Def. Rebounds.....	15th - Kaliyah Mitchell (5.0)

### DISHING OUT DIMES

- The Lady Lions handed out a season-high 22 assists against Minnesota on Feb. 15.
- It is the highest assist total for the Lady Lions since dishing out 22 at Purdue on Jan. 20, 2014.
- Penn State had three players log at least four assists versus the Gophers, marking the fourth time this season that at least three Lady Lions logged four or more assists in a game.
- It is the first time that Penn State has accomplished the feat since doing so versus Rider on Dec. 14.
- The Lady Lions also took care of the ball against the Gophers, committing their second fewest turnovers of the season with 12.
- Only an 11-turnover game at Minnesota has been more efficient

### AGEE TOPS 400

- Junior **Candice Agee** scored 10 points versus Michigan State on Feb. 11 to surpass the 400-point mark for her career.
- Additionally, Agee notched her 12th game this season with at least 10 points and 5 rebounds as she ended the night with 10 points and 5 rebounds.
- Agee also added three blocks against the Spartans to push her career total to 80 swats, making her just the 16th player in school history to reach the 80-block plateau in a career.

### SPANN PACES LIONS

- Freshman guard **Lindsey Spann** led the Lady Lions in points, rebounds and assists against Michigan State on Feb. 8.
- Spann had 13 points, seven rebounds and seven assists to become the first Lady Lion to lead the team in all three categories since Dara Taylor (22 p, 8 r, 4 a) accomplished the feat against Florida in the NCAA Tournament on March 25, 2014.
- Spann's seven assists and seven rebounds versus the Spartans are both career highs. Her previous highs were six rebounds vs. Illinois on Jan. 1, 2015 and five assists, which she accomplished four times with the last time coming at Minnesota on Jan. 28, 2015.
- The 13-point outing was the 21st double-digit scoring effort of the season for Spann.

### SEVILLIAN GETS A B-DAY CAREER HIGH

- Sophomore **Keke Sevillian** celebrated her 20th birthday in style with a career-high 10 points in the win at Purdue on Feb. 8.
- Sevillian connected on all three of her field goals – including two three-pointers – and made both of her free throw attempts.
- The 10 points pass her previous personal best of nine points set earlier this season against Nebraska (1/15) and Rider (12/14).
- The two three-pointers also tie her career high, which was set against the Huskers and Towson (11/14).





## HARRIS SPARKS LIONS

- Sophomore **Alex Harris** set career highs with 13 rebounds and four blocked shots against the Boilermakers on Feb. 8.
- Harris also handed out a career-best two assists for the third time in her career with the last occurrence coming versus USF on Dec. 21, 2014.
- Her 13 rebounds best her previous career high of 11, which occurred three times with the most recent time coming at Iowa on Dec. 28, 2014.
- The four blocks best her previous mark of three rejections, which happened three times including against USF this season.

## LOOKING FOR THE RIGHT COMBO

- Lady Lion head coach **Coquese Washington** has used eight different starting lineups this season.
- She also used a different starting five in each of the first three Big Ten contests.
- Only **Sierra Moore** has started every game for Penn State this season.

## WHITTED WARMS UP

- After a slow start to the season, sophomore **Peyton Whitted** seemed to be heating up as January drew to a close.
- In a six-game stretch in late January and early February, Whitted averaged 9.8 points and 4.3 rebounds with a 53.1 percent effort from the field
- She reached double figure in the scoring column in consecutive games for the first time in her career on Jan. 22 vs. Indiana (11 pts.) and Jan. 25 vs. Northwestern (12 pts.). She extended it to four consecutive double-digit performances with double figure outings at Minnesota (16 pts.) and Rutgers (11 pts.).
- Whitted tallied a career-high 16 points at Minnesota on Jan. 28.
- In the first 18 games of the season, Whitted averaged 3.8 points and 3.8 rebounds per game with a 31.5 shooting percentage.

## WALDNER MOVES UP BLOCKS CHART

- Senior center **Tori Waldner** moved into sole possession of eighth place on Penn State's career blocks list with one rejection versus Rider on Dec. 14.
- Waldner has 120 career blocks to break a tie with former teammate Talia East (102; 2011-14) for eighth.
- Next up on the list for Waldner is Tina Henry, who had 140 blocks from 1990-93.
- She became the ninth player in school history to record 100 career blocks with one rejection against Liberty on Nov. 28.
- She is the third Lady Lion in the last three years to reach the 100-block mark, joining Nikki Greene (215; 2010-13) and Talia East (102; 2011-14).

## DAY OF MILESTONES

- A trio of Lady Lions reached scoring milestones in the Feb. 1 game at Rutgers.
- With 16 points, freshman **Lindsey Spann** moved past the 300-point mark in her career.
- Spann logged her 18th double-figure scoring game this season at Rutgers and led the team in scoring for the 14th time in 2014-15.
- Sophomore **Peyton Whitted** posted her fourth straight double-figure scoring game and passed the 200 career point mark in the process.

## SOLID SHOWING IN THE TWIN CITIES

- Despite the final outcome, the Lady Lions had a strong showing in Minnesota on Jan. 28.
- Penn State had a season-low 11 turnovers and outrebounded the Golden Gophers, 51-44.
- Additionally, the Lady Lions connected on 11-of-12 free throws for a season-high 91.7 percent.
- Sophomore **Peyton Whitted** posted her third-straight double-digit outing with a career-high 16 points, while freshman **Lindsey Spann** notched her 17th double figure game with 16 tallies.

## DOUBLE DIGITS DEJA VU

- For the second-straight game, the Lady Lions landed five players in double figure in the win over Northwestern on Jan. 25.
- This marked the first time since the 2010-11 season that Penn State had back-to-back games with five players reaching double figures.
- 2014-15 Season: vs. Indiana (1/22/15): Kalayah Mitchell (20), Sierra Moore (15), Candice Agee (13), Peyton Whitted (12), Lindsey Spann (11); vs. Northwestern (1/25/15): Moore (18), Alex Harris (11), Whitted (11), Mitchell (10), Agee (10).
- 2010-11 Season: vs. Ohio State (1/30/11): Alex Bentley (21), Maggie Lucas (18), Julia Trogele (14), Nikki Greene (12), Mia Nickson (10); at Michigan (2/3/11): Lucas (23), Greene (14), Zhaque Gray (11), Bentley (11), Trogele (10).

## MILESTONE WATCH

### Milestone Watch

Milestone	Player	Current Total
500 points	Candice Agee	443
	Tori Waldner	425
	Sierra Moore (career)	407
400 points	Lindsey Spann	381
	Kaliyah Mitchell	381
	Sierra Moore (PSU)	344
	Peyton Whitted	235
300 points	Jenny DeGraaf	129
	Keke Sevillian	120
200 points	Alex Harris	107
	Tori Waldner	495
400 rebounds	Kaliyah Mitchell	339
300 rebounds	Candice Agee	293
	Peyton Whitted	204
200 rebounds	Alex Harris	188
	Sierra Moore (career)	175
	Sierra Moore (PSU)	151
100 rebounds	Lindsey Spann	73
150 assists	Sierra Moore (career)	122
	Sierra Moore (PSU)	110
100 assists	Lindsey Spann	86
	Kaliyah Mitchell	68
150 blocks	Tori Waldner	120
	Candice Agee	87
75 steals	Kaliyah Mitchell	63
	Tori Waldner	62
50 steals	Sierra Moore (career)	47
	Keke Sevillian	36
	Sierra Moore (PSU)	36

### Milestone Reached

Milestone	Player	Reached
400 points	Sierra Moore (career)	3/1
200 rebounds	Peyton Whitted	3/1
400 points	Tori Waldner	2/23
300 points	Sierra Moore (PSU)	2/15
100 points	Alex Harris	2/15
100 assists	Sierra Moore (PSU)	2/15
400 points	Candice Agee	2/11
100 assists	Sierra Moore (career)	2/11
300 rebounds	Kaliyah Mitchell	2/5
300 points	Lindsey Spann	2/1
200 points	Peyton Whitted	2/1
75 blocks	Candice Agee	2/1
300 points	Sierra Moore (career)	1/25
50 assists	Kaliyah Mitchell	1/25
300 points	Kaliyah Mitchell	1/22
200 points	Sierra Moore (PSU)	1/18
50 steals	Kaliyah Mitchell	1/18
300 points	Candice Agee	1/6
200 rebounds	Candice Agee	1/6
50 assists	Sierra Moore (PSU)	1/4
50 assists	Lindsey Spann	1/4
200 points	Lindsey Spann	1/1
100 rebounds	Alex Harris	12/21
400 rebounds	Tori Waldner	12/14
50 blocks	Candice Agee	12/14
200 rebounds	Kaliyah Mitchell	12/10
200 points	Candice Agee	12/4
100 blocks	Tori Waldner	11/28



## HARRIS HITS DOUBLES

- Sophomore **Alex Harris** scored a career-high 11 points and grabbed 10 rebounds to post her first career double-double versus Northwestern on Jan. 25.
- She is the sixth different Lady Lion to record a double-double this season, with all of them marking their first such career efforts.
- The double-figure scoring effort was the first of Harris' career, while she pulled down 10-or-more rebounds for the fourth time in her career.
- Harris set career-highs in field goals made (5) and field goals attempted (7) and matched career-high with one steal against the Wildcats.

## MITCHELL MARKS OFF A DOUBLE-DOUBLE

- Sophomore **Kalayah Mitchell** posted her second straight double-double with 10 points and a career-high 15 rebounds in the win over Northwestern on Jan. 25.
- It is the first time a Lady Lion has posted consecutive double-doubles since Nikki Greene did so on Jan. 27 and Jan. 30, 2011. Greene had 12 points and 10 rebounds vs. Ohio State (1/30/11) and 16 points and 14 rebounds at Illinois (1/27/11).
- Mitchell posted her eighth double-figure scoring game of the season and fourth 10-plus rebound effort versus Northwestern.
- She also added a career-high four assists, besting her previous high of three set against Indiana on Thursday, Jan. 22.
- Mitchell's 15 rebounds were the most for a Penn State player since Nikki Greene had 16 boards in the NCAA Tournament game at LSU on March 26, 2013.

## FIVE REACH DOUBLE DIGITS

- The Lady Lions had five players reach double figure in a 79-75 win over Indiana on Jan. 22, marking the first time since that five Lady Lions cracked double figure in the same game since Feb. 2, 2014 at Northwestern.
- **Kalayah Mitchell** (20), **Sierra Moore** (15), **Candice Agee** (13), **Peyton Whitted** (12) and **Lindsey Spann** (11) each posted double-digits against the Hoosiers.
- Mitchell tied her career high of 20 points, which was set earlier this season against Wagner (12/7/14).
- Whitted set a career high with 12 points and six made field goals. Her previous career high was 11 against Northwestern on Feb. 2, 2014.

## MITCHELL POSTS ANOTHER DOUBLE-DOUBLE

- In the Jan. 22 win over Indiana, sophomore **Kalayah Mitchell** scored a career-high-tying 20 points and pulled down a game-high 11 rebounds to collect her second career double-double.
- Her first double-double came earlier this season against Rider (12 pts, 10 reb) on Dec. 14, 2014.
- Mitchell reached double figure in scoring for the seventh time this season and she posted her fourth game with 10-plus rebounds in 2014-15.
- Her 20 points also moved her past the 300-point plateau for her career.
- Additionally, Mitchell knocked down two three-pointers against the Hoosiers, marking the first time in her career she made more than one triple in a game.

## OF NOTE

- Junior **Candice Agee**'s free throw with 10 seconds remaining to give Penn State the win over Northwestern on Jan. 25 marked the first "final minute" game-winning shot since Alex Bentley had a three-pointer with 38.9 seconds left at Minnesota on Feb. 5, 2011.
- Sophomore **Alex Harris** earned her first career start at Michigan on Jan. 1.
- Sophomore **Keke Sevillan** scored a career-best nine points on 3-of-3 shooting from the field and 3-of-7 shooting from the free throw line in the win over Rider on Dec. 14. Her previous career-high was eight points vs. St. Francis (Pa.) on Nov. 8, 2013.
- The Lady Lions scored a season-low 39 points Syracuse on Dec. 4, their lowest point total since scoring 39 points in a loss to Wisconsin on Feb. 25, 2010.
- Penn State held Samford 13 points in the first half on Nov. 30, which are the fewest points allowed by PSU in a half since NJIT scored nine points in the first half on Dec. 23, 2012.
- Sophomore **Keke Sevillan** made her first career start and junior **Candice Agee** made her fourth career start against Seton Hall (11/22).
- Sophomore **Kalayah Mitchell** tied her career high with 10 rebounds against Seton Hall on Nov. 22.
- With the loss to Seton Hall, Penn State dropped to 1-2 to start a season for the first time since 2005-06, when the Lady Lions started 1-3.
- Freshman **Lindsey Spann** and sophomores **Kalayah Mitchell**, **Sierra Moore** and **Peyton Whitted** all made their first career starts for the Lady Lions against Towson on Nov. 14.
- Junior **Candice Agee** tied her career high with nine rebounds against Towson Nov. 14. She also grabbed nine rebounds vs. Fairleigh Dickinson on Dec. 2, 2012.
- Sophomore **Keke Sevillan** reached a career high in assists with five in the season opener against Towson on Nov. 14.
- With the win over Towson on Nov. 14, **Coquese Washington** improved to a perfect 8-0 in the first game of the season since taking the helm of the Lady Lion program for the 2007-08 season.
- Head coach **Coquese Washington** has selected senior **Tori Waldner**, redshirt-sophomore **Sierra Moore** and redshirt-freshman **Lindsey Spann** as team captains for the 2014-15 season.
- Sophomore forward **Peyton Whitted**'s father, Kevin, was recently named the head coach of the NBA Developmental League's Westchester Knicks.

## LADY LIONS BY THE NUMBERS

### DOUBLE FIGURE PERFORMANCES

Lindsey Spann - 21  
Sierra Moore - 20  
Candice Agee - 16  
Kalayah Mitchell - 10  
Tori Waldner - 5  
Peyton Whitted - 4  
Jenny DeGraaf - 3  
Alex Harris - 1  
Keke Sevillan - 1

### 20-POINT PERFORMANCES

Lindsey Spann - 5  
Candice Agee - 3  
Kalayah Mitchell - 2  
Sierra Moore - 1

### 30-POINT PERFORMANCES

none

### DOUBLE-DOUBLE PERFORMANCES

Candice Agee - 3  
Kalayah Mitchell - 3  
Sierra Moore - 3  
Tori Waldner - 1  
Jenny DeGraaf - 1  
Alex Harris - 1

### DOUBLE-DIGIT REBOUNDING PERFORMANCES

Kalayah Mitchell - 6  
Candice Agee - 3  
Alex Harris - 3  
Sierra Moore - 3  
Tori Waldner - 2  
Jenny DeGraaf - 1

### DOUBLE-DIGIT ASSIST PERFORMANCES

none



# THE LAST TIME PENN STATE...

## SCORING

Player scored 20 points: vs. Indiana (20, Kalyiah Mitchell), 1/22/15  
 Player scored 25 points: vs. USF (28, Lindsey Spann), 12/21/14  
 Player scored 30 points: at Indiana (32, Maggie Lucas), 2/13/14  
 Player scored 35 points: vs. Georgetown (39, Maggie Lucas), 12/9/12  
 Player scored 40 points: vs. Minnesota (49, Kelly Mazzante), 12/28/01  
 Two players scored 20 points: vs. USF (28, Lindsey Spann; 21, Candice Agee), 12/21/14  
 Three players scored 20 pts.: vs. Wagner (22, Lindsey Spann; 21, Sierra Moore; 20, Kalyiah Mitchell), 12/7/14  
 Two players scored 25 points: at Boston College (28, Alex Bentley; 28, Maggie Lucas), 12/2/10  
 Player scored 25 points/3 consecutive games: Maggie Lucas (32, at Indiana, 2/13/14; 25 vs. Wisconsin, 2/16/14; 26 vs. Northwestern, 2/20/14)  
 Five in double figures: vs. Northwestern (18, Sierra Moore; 11, Alex Harris; 11, Peyton Whitted; 10, Candice Agee; 10, Kalyiah Mitchell), 1/25/15  
 Six in double figures: at Oakland (15, Alex Bentley; 16, Ariel Edwards; 16, Zhaque Gray; 13, Maggie Lucas; 10, Mia Nickson; 10, Gizelle Studevent; 10, Julia Trogele), 11/18/10  
 Seven in double figures: at Oakland (15, Alex Bentley; 16, Ariel Edwards; 16, Zhaque Gray; 13, Maggie Lucas; 10, Mia Nickson; 10, Gizelle Studevent; 10, Julia Trogele), 11/18/10  
 PSU scored 50 points in a half: vs. Rider (50, first half), 12/14/14  
 PSU scored 50 points in both halves: vs. St. Francis (Pa.) (55, first half; 62, second half), 11/8/13  
 PSU scored 55 points in a half: vs. St. Francis (Pa.) (55, first half; 62, second half), 11/8/13  
 PSU scored 60 points in a half: vs. St. Francis (Pa.) (62, second half), 11/8/13  
 PSU scored 100 points: vs. St. Francis (Pa.) (W, 117-77), 11/8/13  
 PSU scored 100 points in Big Ten game: vs. Illinois (W, 101-80), 2/15/01  
 PSU scored 100 points in a home game: vs. St. Francis (Pa.) (W, 117-77), 11/8/13  
 PSU scored fewer than 15 points in a half: at Maryland (14, first half), 2/23/14  
 PSU scored fewer than 20 points in a half: at Maryland (14, first half), 2/23/14  
 PSU scored fewer than 40 points in a game: at Maryland (L, 34-65), 2/23/14  
 PSU scored fewer than 50 points in a game: at Maryland (L, 34-65), 2/23/14  
 PSU scored fewer than 50 points in a Big Ten game: at Maryland (L, 34-65), 2/23/14  
 OPP scored 50 points in a half: at Michigan (53, first half), 1/11/15  
 OPP scored 100 points: at Boston College (Lot, 113-104), 12/2/10  
 OPP scored fewer than 20 points in a game: at Dickinson (W, 57-16), 3/6/71  
 OPP scored fewer than 30 points in a game: vs. Virginia Tech (W, 66-28), 12/6/11  
 OPP scored fewer than 40 points in a game: vs. Wisconsin (W, 84-40), 1/17/13  
 OPP scored fewer than 50 points in a game: vs. Ohio State (W, 66-42), 1/16/14  
 OPP scored fewer than 50 points in a Big Ten game: vs. Ohio State (W, 66-42), 1/16/14

## FIELD GOAL SHOOTING

Player made every shot from the field (min. 7): vs. Michigan St. (Amanda Brown, 8-8), 1/25/07  
 PSU shot 55% or better in a game: vs. Illinois (.611), 2/20/13  
 PSU shot 55% or better in consecutive games: vs. Northwestern (.682), 3/2/96; vs. Ohio St. (.585), 3/3/96  
 PSU shot 60% in a game: vs. Illinois (.611), 2/20/13  
 PSU shot below 25% in a game: vs. Michigan State (.224), 3/9/13  
 PSU shot below 30% in a game: at Syracuse (.278), 12/4/14  
 PSU shot below 35% in a game and won: vs. Michigan State (.333), 1/19/14  
 PSU shot below 30% in a game and won: vs. Northwestern (.299), 1/3/13  
 PSU shot 55% in a half: vs. Minnesota (.583, second half), 2/15/15  
 PSU shot 60% in a half: vs. Wagner (.625, second half), 12/7/14  
 PSU shot 65% in a half: at Georgetown (.680, second half), 12/8/13  
 PSU shot 70% in a half: vs. Virginia Tech (.714, second half), 12/6/11  
 PSU shot 55% in both halves: vs. Illinois (.586, first half; .640, second half), 2/20/13  
 PSU shot 20% or below in a half: vs. Michigan State (.200, first half), 3/9/13  
 PSU shot below 25% in a half: at Wisconsin (.241, second half), 1/6/15

## THREE-POINT SHOOTING

Player made every shot from the field (min. 4): vs. Albany (4-4, Jenny DeGraaf), 11/16/14  
 Player made 4 three-pointers in a half: vs. Connecticut (4 in the second, Maggie Lucas), 11/17/13  
 Player made 5 three-pointers in a half: vs. Michigan State (5 in the second, Maggie Lucas), 3/9/13  
 Player made 6 three-pointers in a half: vs. Michigan State (5 in the second, Maggie Lucas), 3/9/13  
 Player made 5 three-pointers in a game: vs. Northwestern (5, Maggie Lucas), 2/20/14  
 Player made 6 three-pointers in a game: vs. Michigan State (7, Maggie Lucas), 3/9/13  
 Player made 7 three-pointers in a game: vs. Michigan State (7, Maggie Lucas), 3/9/13  
 Player made 8 three-pointers in a game: at Nebraska (8, Maggie Lucas), 3/3/13  
 Player attempted 10 three-pointers in a game: at Illinois (11, Maggie Lucas), 1/9/14  
 PSU made 10 three-pointers: vs. North Carolina (14), 11/30/11  
 PSU did not make a three-pointer: at Maryland (0-5), 2/23/15  
 PSU attempted 20 three-pointers: vs. Connecticut (21), 11/17/13  
 PSU shot 60% 3FG (min. 5 att.): vs. Illinois (.667; 6-9), 2/20/13

## FREE THROW SHOOTING

Player made every shot from FT line (min. 10): at Illinois (10-10, Maggie Lucas), 1/9/14  
 PSU shot 90% (min. 10 att.): at Minnesota (11-12, .917), 1/28/15  
 PSU shot below 50% (min. 10 att.): at Maryland (4-12, .333), 2/23/15  
 PSU made 30 free throws: vs. St. Francis (Pa.) (37), 11/8/13  
 PSU made fewer than five FTs: at Maryland (4), 2/23/15  
 PSU attempted 40 free throws: vs. USF (40), 12/21/14  
 PSU attempted fewer than five FTs: at Michigan (4), 2/3/11

## REBOUNDS

Player had 15 rebounds: vs. Northwestern (15, Kalyiah Mitchell), 1/25/15  
 Player had 20 rebounds: at Cal State Northridge (20, Nikki Greene), 11/24/12  
 Two players with double-digit rebs.: at Purdue (13, Alex Harris; 12, Kalyiah Mitchell), 2/8/15  
 Three players had double-digit rebounds: vs. Ohio State (15, Nikki Greene; 15, Mia Nickson; 10, Maggie Lucas), 2/20/12  
 PSU had 60 rebounds: vs. Ohio State (60), 2/20/12  
 PSU had 50 rebounds: at Minnesota (51), 1/28/15  
 PSU had 20 or fewer rebounds: vs. Michigan State (20), 1/19/03  
 OPP had 20 or fewer rebounds: at Indiana (20), 2/13/11  
 PSU had 20 offensive rebounds: vs. Wisconsin (22), 3/1/15  
 PSU had 25 offensive rebounds: vs. Ohio State (29), 2/20/12

## ASSISTS

Player had 10 assists: vs. Minnesota (10, Dara Taylor), 1/26/14  
 Player had 10 assists/consecutive games: Helen Darling (12 at LaSalle, 12/8/99; 11 vs. Auburn, 12/11/99; 10 vs. Clemson, 12/19/99)  
 Player had 15 assists: vs. North Carolina (15, Alex Bentley), 11/30/11  
 PSU had 30 assists: vs. St. Francis (Pa.) (32), 12/2/99  
 PSU had fewer than 10 assists: at Maryland (9), 2/23/15  
 PSU had fewer than 5 assists: at Michigan State (4), 2/4/10

## BLOCKED SHOTS

Player blocked 5 shots: vs. Rider (5, Candice Agee), 12/14/14  
 Player blocked 6 shots: vs. Purdue (7, Talia East), 1/12/14  
 PSU blocked 10 shots: vs. Purdue (14), 1/12/14  
 PSU blocked 0 shots: at Illinois, 1/9/14

## STEALS

Player had 7 steals: vs. Alcorn State (7, Dara Taylor), 12/22/13  
 Player had 8 steals: vs. NJIT (8, Alex Bentley), 12/23/12  
 PSU had 20 steals: vs. Bucknell (21), 12/28/10

## TURNOVERS

PSU committed 25 or more: vs. Rutgers (38), 1/10/15  
 PSU committed 25 or more and won: at Illinois (27), 1/9/14  
 PSU committed 10 or fewer: vs. Ohio State (9), 3/7/14  
 PSU committed 10 or fewer in consecutive games: vs. Minnesota (9), 1/22/04; at Ohio St. (9), 1/25/04  
 OPP committed 25 or more: vs. Oregon State (26), 11/30/13

## DOUBLE-DOUBLES

Points & rebounds: vs. Wisconsin (Sierra Moore, 17 pts., 14 rebs.), 3/1/15  
 Points & rebounds/consecutive games: Kalyiah Mitchell (20 points, 11 rebounds vs. Indiana, 1/22/15; 10 points, 15 rebounds vs. Northwestern, 1/25/15)  
 Points & rebounds/3 consecutive games: Amanda Brown (19 pts., 17 rebs. at Northwestern, 2/11/07; 14 pts., 10 rebs. vs. Minnesota, 2/15/07; 14 pts., 11 rebs. at Iowa, 2/18/07)  
 Points & rebounds/4 consecutive games: Angie Potthoff (vs. Northwestern, 1/31/97; at Illinois, 2/2/97; vs. Michigan, 2/7/97; vs. Indiana, 2/9/97; vs. Iowa, 2/16/97; vs. Michigan State, 2/21/97)  
 Points & rebounds/5 consecutive games: Angie Potthoff (vs. Northwestern, 1/31/97; at Illinois, 2/2/97; vs. Michigan, 2/7/97; vs. Indiana, 2/9/97; vs. Iowa, 2/16/97; vs. Michigan State, 2/21/97)  
 Points & assists: vs. Minnesota (Dara Taylor, 15 points, 10 assists), 1/26/14  
 Points & assists/consecutive games: Helen Darling (12 pts., 12 assts. at La Salle, 12/8/99; 10 pts., 11 assts. vs. Auburn, 12/11/99)  
 Two players had double-doubles: vs. Northwestern (Kalyiah Mitchell, 10 pts., 15 rebs.; Alex Harris 11 pts., 10 rebs.), 1/25/15  
 Three players had double-doubles: vs. Ohio State (Nikki Greene, 25 pts., 15 rebs.; Mia Nickson, 18 pts., 15 rebs.; Maggie Lucas, 12 pts., 10 rebs.), 2/20/12  
 15 points & 15 rebounds: at LSU (Nikki Greene, 16 pts., 16 rebs), 3/26/13  
 20 points and 10 rebounds: vs. Indiana (Kalyiah Mitchell, 20 pts., 11 rebs.), 1/22/15

## MARGIN OF VICTORY

PSU won by 20-30 points: vs. Rider (34), 12/14/14  
 PSU won by 20-30 points in a Big Ten game: at Ohio State (20), 2/9/14  
 PSU won consecutive Big Ten games by 20+ pts.: vs. Wisconsin (44), 1/17/13; vs. Nebraska (22), 1/13/13; at Michigan St. (21), 1/6/13  
 PSU won by 31-40 points: vs. Rider (34), 12/14/14  
 PSU won by 41-50 points: vs. Bucknell (43), 11/20/13  
 PSU won by 51+ points: vs. Fairleigh Dickinson (57), 12/2/12  
 PSU lost by 20-30 points: at Maryland (31), 2/23/15  
 PSU lost by 20-30 points in a Big Ten game: at Maryland (31), 2/23/15  
 PSU lost by 31+ points: at Maryland (31), 2/23/15

## MISCELLANEOUS

Led PSU in points/rebounds/assists: Sierra Moore (17 pts., 14 rebs., 4 assts.), 3/1/15  
 Hit "final seconds" (under 10 seconds) game-winning shot: Julia Trogele at Illinois (9 sec.), 1/27/11  
 Hit "final minute" game-winning shot: Candice Agee vs. Northwestern (1 FT w/ :10.2 remaining), 1/25/15  
 Player played every minute: at Ohio State (Sierra Moore), 1/18/15  
 Player played more than 40 min.: vs. USF (Lindsey Spann, 41; Sierra Moore, 41), 12/21/14  
 Committed 10 or fewer fouls: vs. Virginia Tech (9), 12/6/11  
 Committed 30 or more fouls: vs. USF (30), 12/21/14  
 PSU rallied from a 10-pt. deficit to win: vs. Wichita State (down by 11 at 6:39 in 1st, won 62-56), 3/23/14  
 PSU rallied from a 15-pt. deficit to win: at CS-Northridge (down by 17 at 5:52 in 1st half, won 85-73), 11/24/12  
 PSU had a 5-game winning streak: 6 games, 1/16/14-2/2/14  
 PSU had a 10-game winning streak: 11 games, 12/9/12 - 1/27/13  
 PSU had a 5-game losing streak: 5 games, 2/11/15-present  
 PSU went undefeated at home: 2012-13 season  
 PSU sold out the BJC: Purdue, 2/29/04

## OVERTIME

PSU played an OT game: vs. USF (L, 90-87), 12/21/14  
 PSU won an OT game: at Oakland (96-89), 11/18/10  
 PSU lost an OT game: vs. USF (L, 90-87), 12/21/14  
 PSU played two or more OT games in a season: 2014-15 season (two)  
 PSU won two or more OT games in a season: 2010-11 season (two)

## RANKINGS

Played the No. 1 team in the AP poll: vs. Connecticut (L, 71-52), 11/17/13  
 Played the No. 1 team in the Coaches poll: vs. Connecticut (L, 71-52), 11/17/13  
 Defeated the No. 1 team in the AP poll: at Virginia (73-71), 1/3/91  
 Defeated Top 10 opponent: vs. #8/11 Ohio State (84-66), 2/20/12  
 Defeated Top 10 opponent on the road: at #7 Purdue (47-42), 1/2/04  
 Defeated Top 10 opponent by double digits: vs. #8/11 Ohio State (84-66), 2/20/12  
 Played consecutive Top 10 teams: at #2/3 Texas 11/14/04, at #6/6 Duke 11/19/04  
 Defeated Top 25 opponent: at #16/19 Purdue (75-72), 1/30/14  
 Defeated Top 25 opponent on the road: at #16/19 Purdue (75-72), 1/30/14  
 Defeated Top 25 opponent by double digits: at #23/22 Iowa (87-71), 1/5/14



## 2015 RECRUITING CLASS

### LADY LIONS SECURE TOP 10 CLASS

- The four-player class is ranked eighth by Prospect Nation, ninth by All-Star Girls Report, 10th by Blue Star Basketball and 11th by ESPN/HoopGurlz and Collegiate Girls Basketball Report.
- The class features two Top 20 players and three Top 100 signees in both the Blue Star Basketball and Prospect Nation rankings.
- This is believed to be the highest-ranked class in program history.
- This is the third Top 15 class to sign under Washington, joining the 2009 and 2013 classes that were ranked 14th by ESPN/Hoopgurlz.
- It is also the fourth Top 25 recruiting class for Washington (2010 class was 22nd).

### AMARI CARTER \* 5-8 \* Guard \* Washington, D.C. \* St. John's College

- A 5-7 guard, Carter is ranked as the #31 overall recruit by both ESPN/HoopGurlz and Collegiate Girls Basketball Report.
- She is also rated 19th by Prospect Nation and Blue Star Basketball and 32nd by All Star Girls Report.
- She averaged 17.5 points, 4.0 rebounds, 4.0 assists and 2.0 steals for St. John's College High School in Washington, D.C.
- She led the team to a 25-7 overall record and the 2014 DC State Athletic Association championship.
- Last season, Carter was named to the Washington Post All-Metropolitan first team and All-WCAC first team.
- As a sophomore, Carter helped the Cadets to the 2013 WCAC Championship en route to collecting second team All-WCAC honors and an All-Metropolitan honorable mention selection.
- She is a 2014-15 Sporting News Preseason High School All-America honorable mention choice.
- Carter has participated in USA Basketball U16 (2013) and U17 (2014) Trials.
- She plays her AAU ball with the Maryland Lady Terps.

### TENIYA PAGE \* 5-7 \* Point Guard \* Chicago Heights, Ill. \* Marian Catholic

- Page, a 5-7 point guard out of Marian Catholic in Chicago, Ill., is the 21st-ranked prospect by both ESPN/HoopGurlz and Collegiate Girls Basketball Report.
- She also comes in ranked 17th by Blue Star Basketball, 20th by Prospect Nation and 26th by All Star Girls Report.
- A 2014-15 Sporting News Preseason High School All-America honorable mention selection, Page has 1,135 career points entering her final season for the Spartans.
- Last season, she accounted for 14.4 points, 4.7 assists, 3.5 rebounds and 1.8 steals per game to help Marian Catholic to a 28-5 overall record, a East Suburban Catholic Conference championship and a third-place finish in the Illinois High School Association Class 4A Basketball Tournament.
- Page was selected first team All-State by the Illinois Basketball Coaches Association, second team All-State by the Associated Press, first team All-State by The Northwest Indiana Times and third team All-State by the Chicago Tribune in 2014.
- As a sophomore, Page guided Marian Catholic to the IHSA 4A State Championship with a 33-1 record on the season.
- Page has participated in USA Basketball U16 (2013) and U17 (2014) Trials.
- She plays AAU basketball for Midwest Elite.

### ASHANTI THOMAS \* 6-5 \* Post \* Lexington, Ky. \* Lafayette

- Thomas, a 6-2 post player out of Lexington, Ky., is the 87th-ranked recruit by Prospect Nation and is ranked 106th and 109th by All-Star Girls Report and Blue Star Basketball, respectively.
- She is a candidate for Kentucky Miss Basketball entering her senior season.
- As a junior, she led the Generals to a 29-4 overall record with a 9-1 mark in districts en route to a District and Regional championships.
- Thomas averaged 9.2 points and 8.2 rebounds per game last season on the way to All-State third team accolades from KySports.tv.
- During her sophomore campaign, Thomas accounted for 10.3 points and 9.5 rebounds per outing on the way to claiming Fayette County Public Schools All-City first team.
- Thomas plays AAU basketball for Mac Irvin Lady Fire.

### JAYLEN WILLIAMS \* 6-4 \* Post \* Braintree, Mass. \* Archbishop Williams

- A 6-4 post player, Williams is ranked 80th by Blue Star Basketball Report after missing her junior campaign at Archbishop Williams due to a knee injury.
- The 2014-15 Sporting News Preseason High School All-America honorable mention honoree accounted for 8.5 points, a team-best 11.6 rebounds, 3.5 blocks and 4.3 assists per game as a sophomore.
- Williams helped the Bishops to the 2013 Massachusetts Interscholastic Athletic Association (MIAA) Division 3 State Championship with a 23-5 record.
- She played her AAU basketball for Lady Rivals AAU select team under the guidance of Scott Hazelton. Williams and the Rivals squad have won two state championships.
- She also has a strong athletic background in her family as her father, Brent, played in the NFL for 11 years with the Jets, Seahawks and Patriots. Her brother, Brennan, has played for the Houston Texans and her other brother, Camren, is a junior linebacker for the Ohio State football team.

## RECORD BOOK

### CAREER BLOCKS

1.	268	Kim Calhoun, 1993-96
2.	215	Nikki Greene, 2010-13
3.	192	Mary Donovan, 1977-81
4.	189	Rashana Barnes, 1999-02
5.	185	Andrea Garner, 1997-00
6.	172	Amanda Brown, 2004-07
7.	140	Tina Henry, 1990-93
8.	<b>120</b>	<b>Tori Waldner, 2012-present</b>
9.	102	Talia East, 2011-14
10.	94	Jess Brungo, 2001-04
11.	92	Bethany Collins, 1985-88
12.	89	Kathy Phillips, 1989-92
13.	<b>87</b>	<b>Candice Agee, 2013-present</b>
	87	Reicina Russell, 2003-04
	87	Vicki Link, 1984-87
16.	81	Kahadeejah Herbert, 1982-85
17.	75	Tyra Grant, 2007-10
18.	68	Kelly Mazzante, 2001-04
19.	67	Janessa Wolff, 2008-10
20.	66	Adrie DeVries, 1987-90

### FRESHMAN SEASON SCORING

1.	552	Maggie Lucas, 2010-11
2.	529	Kelly Mazzante, 2000-01
3.	503	Susan Robinson, 1988-89
4.	452	Tyra Grant, 2006-07
5.	415	Suzie McConnell, 1984-85
6.	411	Corinne Gulas, 1979-80
7.	<b>381</b>	<b>Lindsey Spann, 2014-15</b>
8.	365	Alex Bentley, 2009-10
9.	355	Tanisha Wright, 2001-02
10.	349	Lisa Shepherd, 1997-98

### SEASON BLOCKS

1.	89	Kim Calhoun, 1995-96
2.	87	Reicina Russell, 2003-04
3.	78	Andrea Garner, 1999-00
	78	Kim Calhoun, 1994-95
5.	77	Kim Calhoun, 1993-94
6.	75	Nikki Greene, 2010-11
7.	73	Mary Donovan, 1978-79
8.	72	Mary Donovan, 1979-80
9.	57	Amanda Brown, 2005-06
10.	55	Nikki Greene, 2009-10
--	<b>53</b>	<b>Candice Agee, 2014-15</b>

### FRESHMAN SEASON THREE-POINT FIELD GOALS

1.	112	Maggie Lucas, 2010-11
2.	65	Kelly Mazzante, 2000-01
3.	52	Lisa Shepherd, 1997-98
4.	42	Jess Strom, 2001-02
5.	39	Tyra Grant, 2006-07
--	<b>37</b>	<b>Lindsey Spann, 2014-15</b>

as of Mar. 1



## 2014-15 SINGLE GAME HIGHS & LOWS

### Team Superlatives

Penn State High	Penn State Low	Category	Opponent High	Opponent Low
96, vs. Wagner (12/7)	34, at Maryland (2/23)	<b>Points/Game</b>	91, Illinois (1/4)	50, Purdue (2/8)
54, vs. Wagner (12/7)	14, at Maryland (2/23)	<b>Points/Half</b>	53, Michigan (1/1)	13, Samford (11/30)
36, vs. Rider (12/14)	15, twice (MR: at Maryland, 2/23)	<b>Field Goals Made</b>	35, Michigan (1/1)	18, 3x (MR: Purdue, 2/8)
79, at Minnesota (1/28)	49, vs. Rutgers (1/10)	<b>Field Goal Attempts</b>	80, USF (12/21)	47, Hartford (12/10)
.537, vs. Rider (12/14)	.278, at Syracuse (12/4)	<b>FG Percentage</b>	.508, Maryland (2/5)	.290, Purdue (2/8)
6, twice (MR: at Purdue, 2/8)	0, at Maryland (2/23)	<b>3-pt. FG Made</b>	12, twice (MR: Minnesota, 2/15)	1, Rutgers (1/10)
15, vs. Liberty (11/28)	5, twice (MR: at Maryland, 2/23)	<b>3-pt. FG Attempts</b>	40, Syracuse (12/4)	7, Rutgers (1/10)
.545, at Purdue (2/8)	.000, at Maryland (2/23)	<b>3-pt. FG Percentage</b>	.545, Minnesota (2/15)	.133, Albany (11/16)
25, vs. Wagner (12/7)	4, at Maryland (2/23)	<b>Free Throws Made</b>	27, Seton Hall (11/22)	6, Nebraska (1/15)
40, vs. USF (12/21)	10, twice (MR: vs. Minnesota, 2/15)	<b>Free Throw Attempts</b>	38, USF (12/21)	12, Syracuse (12/4)
.917, at Minnesota (1/28)	.333, at Maryland (2/23)	<b>Free Throw Percentage</b>	.862, Indiana (1/22)	.381, Rider (12/14)
54, vs. USF (12/21)	27, at Maryland (2/23)	<b>Rebounds</b>	56, USF (12/21)	28, Hartford (12/10)
22, vs. Minnesota (2/15)	9, 5x (MR: at Maryland, 2/23)	<b>Assists</b>	24, Michigan (1/1)	7, USF (12/21)
12, vs. Liberty (11/28)	3, 3x (MR: vs. Ohio State, 2/23)	<b>Steals</b>	22, Rutgers (1/10)	4, 2x (MR: Michigan St., 2/11)
9, 3x (MR: at Michigan, 1/1)	1, vs. Illinois (1/4)	<b>Blocked Shots</b>	15, Minnesota (1/28)	2, 3x (MR: Maryland, 2/5)
38, vs. Rutgers (1/10)	11, at Minnesota (1/28)	<b>Turnovers</b>	24, Albany (11/16)	7, Northwestern (1/25)
30, vs. USF (12/21)	13, at Syracuse (12/4)	<b>Fouls</b>	28, USF (12/21)	8, Minnesota (1/28)

### Individual Superlatives

	Penn State	Opponent
Points	28, Lindsey Spann vs. USF (12/21)	34, Courtney Williams, USF (12/21)
Field Goals Made	11, twice (MR: Lindsey Spann vs. USF, 12/21)	12, Dominique Johnson, Towson (11/14)
Field Goal Attempts	22, Lindsey Spann vs. USF (12/21)	30, Dominique Johnson, Towson (11/14)
Field Goal Pct. (min. 5 made)	.833, Candice Agee vs. Maryland (2/5)	.727, twice (MR: Ivory Crawford, Illinois, 1/4)
3-pt. Field Goals Made	4, 3x (MR: Lindsey Spann at Purdue, 2/8)	6, 6x (MR: Nicole Bauman, Wisconsin, 3/1)
3-pt. Field Goal Attempts	9, Lindsey Spann at Iowa (12/28)	19, Brianna Butler, Syracuse (12/4)
3-pt. Field Goal Pct. (min. 2 made)	1.000, 3x (MR: Keke Sevillian at Purdue, 2/8)	.833, Shayne Mullaney, Minnesota (2/15)
Free Throws Made	11, Sierra Moore vs. Wagner (12/7)	16, Alexis Gassion, Indiana (1/22)
Free Throw Attempts	12, Sierra Moore vs. Wagner (12/7)	18, Alexis Gassion, Indiana (1/22)
Free Throw Percentage (min. 3 made)	1.000, 14x (MR: Waldner, Harris vs. Ohio State State, 2/26)	1.000, 16x (MR: Kiara Leslie, Maryland, 2/5)
Rebounds	15, Kaliyah Mitchell vs. Northwestern (1/25)	21, Alisia Jenkins, USF (12/21)
Assists	8, Sierra Moore vs. Minnesota (2/15)	12, Shayne Mullaney, Minnesota (1/28)
Steals	5, Kaliyah Mitchell vs. Liberty (11/28)	10, Syessence Davis, Rutgers (1/10)
Blocked Shots	5, Candice Agee vs. Rider (12/14)	12, Amanda Zahui B., Minnesota (1/28)
Turnovers	11, Lindsey Spann vs. Rutgers (1/10)	9, Jasmine Nwajei, Wagner, 12/7



## MISCELLANEOUS STATS

### LEADING SCORER

Lindsey Spann	17
Sierra Moore	7
Candice Agee	4
Kaliyah Mitchell	2
Peyton Whitted	1

### LEADING REBOUNDER

Tori Waldner	9
Kaliyah Mitchell	8
Candice Agee	8
Sierra Moore	2
Alex Harris	3
Peyton Whitted	1
Lindsey Spann	1

### LEADER IN ASSISTS

Sierra Moore	16
Lindsey Spann	10
Kaliyah Mitchell	5
Tori Waldner	2
Keke Sevillian	1
Peyton Whitted	1
Candice Agee	1

### LEADER IN STEALS

Kaliyah Mitchell	12
Sierra Moore	9
Keke Sevillian	7
Lindsey Spann	6
Candice Agee	5
Tori Waldner	5
Peyton Whitted	1
Alex Harris	1

### LEADER IN BLOCKS

Candice Agee	15
Tori Waldner	10
Kaliyah Mitchell	6
Sierra Moore	3
Jenny DeGraaf	1
Peyton Whitted	1
Alex Harris	1

### GAMES STARTED

Sierra Moore	29
Tori Waldner	25
Kaliyah Mitchell	24
Candice Agee	23
Lindsey Spann	17
Keke Sevillian	18
Peyton Whitted	7
Alex Harris	1

### 20-POINT SCORING GAMES

<b>Penn State</b>	<b>11</b>
<b>Opponents</b>	<b>25</b>

Lindsey Spann	5
Candice Agee	3
Kaliyah Mitchell	2
Sierra Moore	1

### 30-POINT SCORING GAMES

<b>Penn State</b>	<b>0</b>
<b>Opponents</b>	<b>1</b>

### TECHNICAL FOULS

<b>Penn State</b>	<b>2</b>
<b>Opponents</b>	<b>2</b>

### FOUR-POINT PLAYS

<b>Penn State</b>	<b>0</b>
<b>Opponents</b>	<b>0</b>

### THREE-POINT PLAYS

<b>Penn State</b>	<b>24</b>
<b>Opponents</b>	<b>27</b>

Sierra Moore	7
Kaliyah Mitchell	5
Lindsey Spann	4
Tori Waldner	3
Candice Agee	2
Peyton Whitted	1
Alex Harris	1
Jenny DeGraaf	1

### PSU'S FIRST SUBSTITUTION

Peyton Whitted	11
Keke Sevillian	7
Lindsey Spann	5
Kaliyah Mitchell	4
Alex Harris	4
Jenny DeGraaf	3
Tori Waldner	2
Candice Agee	2

### BENCH POINTS

<b>Penn State</b>	<b>533 (18.4 ppg)</b>
<b>Opponents</b>	<b>403 (13.9 ppg)</b>

### JUMP BALLS CONTROLLED

<b>Penn State</b>	<b>19</b>
<b>Opponents</b>	<b>10</b>

### FIRST SCORE OF GAME

<b>Penn State</b>	<b>10</b>
<b>Opponents</b>	<b>19</b>

Lindsey Spann	3
Sierra Moore	3
Candice Agee	2
Kaliyah Mitchell	1
Tori Waldner	1

### RUNS OF 10-0 OR BETTER

<b>Penn State</b>	<b>6</b>
<b>Opponents</b>	<b>17</b>

### LARGEST HALFTIME LEAD

17, vs. Rider (50-23) (12/14)
-------------------------------

### LARGEST HALFTIME DEFICIT

21, at Maryland (2/23)
------------------------

### LARGEST LEAD

40, vs. Rider (12/14)
-----------------------

### LARGEST DEFICIT

40, at Michigan (1/1)
-----------------------

### LARGEST DEFICIT OVERCOME IN WIN

9, vs. Towson (12:50 in 2nd half) (11/14)
---

### LARGEST LEAD GIVEN UP IN LOSS

16, vs. Samford, 9:59 in second half, (11/30)
---

### LARGEST WIN

34, vs. Rider (85-51) (12/14)
-------------------------------

### LARGEST DEFEAT

36, at Michigan (89-53) (1/1)
-------------------------------

### MOST CONSECUTIVE POINTS

14, vs. Rider (6:40 to 1:31 in second half) (12/14)
---

### MOST CONSECUTIVE POINTS BY OPP

16, twice (MR: at Minnesota; 12:01 to 8:40 in second half; 1/28)
--

### LONGEST WINNING STREAK

2, 1/22-1/25
--------------

### LONGEST LOSING STREAK

8, 3x (MR: 12/21-1/18)
------------------------

### CLUTCH FREE THROWS (FINAL 5 MIN. & OT)

Dominique Brooks	1-1	1.000
Alex Harris	4-5	.800
Kaliyah Mitchell	16-21	.762
Peyton Whitted	3-4	.750
Jenny DeGraaf	3-4	.750
Keke Sevillian	3-4	.750
Sierra Moore	21-30	.700
Lindsey Spann	17-25	.680
Tori Waldner	5-8	.625
Candice Agee	15-33	.455

NOTE: Totals may not add up to games played due to ties.

### SPECIALITY STATS (PSU/OPP)

	Paint	Off TO	2nd	FastBr	Bench		Paint	Off TO	2nd	FastBr	Bench
Towson	30/14	13/16	5/9	13/4	17/7	Rutgers	24/24	4/36	7/14	8/12	15/11
Albany	22/30	14/17	6/12	10/4	14/12	Nebraska	28/22	10/28	10/4	4/6	12/28
Seton Hall	40/26	18/22	22/10	8/12	14/11	Ohio State	36/26	17/16	5/17	16/4	2/7
St. Bonaventure	28/20	14/7	6/9	6/0	12/3	Indiana	42/14	18/16	19/13	10/9	26/27
Liberty	36/26	13/21	11/13	20/6	11/16	Northwestern	46/24	16/18	13/8	17/6	31/7
Samford	28/22	11/13	4/4	6/0	11/10	Minnesota	34/26	14/8	21/6	10/4	34/5
Syracuse	18/24	6/16	8/10	4/14	10/13	Rutgers	34/30	10/19	12/8	8/21	33/14
Wagner	54/16	24/13	13/6	24/6	24/19	Maryland	40/30	11/22	13/13	17/20	28/27
Hartford	30/4	23/19	12/8	6/0	13/12	Purdue	16/33	9/16	3/7	4/4	21/7
Rider	56/22	13/11	14/7	19/8	19/17	Michigan State	20/34	12/12	5/6	6/17	19/31
USF	42/40	7/13	17/26	4/12	11/15	Minnesota	46/22	6/16	17/14	16/9	18/8
Iowa	22/26	6/26	20/14	7/10	19/14	Maryland	22/26	14/20	6/10	8/10	14/26
Michigan	34/42	12/25	12/18	15/12	23/34	Ohio State	36/38	12/35	10/12	20/10	16/18
Illinois	38/34	13/13	15/5	16/11	25/9	Wisconsin	36/16	9/18	18/5	6/6	13/4
Wisconsin	20/18	9/16	9/6	8/19	16/3						





# COQUESE WASHINGTON

Head Coach  
8th Season

## PENN STATE LADY LION BASKETBALL

Coquese Washington was introduced as the fifth head coach of the Penn State women's basketball program on April 23, 2007. Washington is the first female African-American head coach in Penn State history.

Washington led the 2013-14 Lady Lion squad to a feat that no other Penn State team has accomplished, winning three consecutive conference regular-season titles with a 13-3 record in Big Ten action. Led by the play of a strong senior class, the Lady Lions advanced to the NCAA Sweet Sixteen for the second time in three years. The graduating class of Maggie Lucas, Ariel Edwards, Dara Taylor and Talia East produced 101 wins, which is the second-highest total by a Lady Lion class.

Along the way to collecting her second Big Ten Player of the Year award, Lucas finished second in school history and fourth in Big Ten history in scoring (2,510) and broke the Penn State and Big Ten records for career three-pointers made (365) and career free throw percentage (.907). She was selected in the second round of the 2014 WNBA Draft by the Phoenix Mercury. Edwards became the 36th member of the 1,000-point club en route to collecting All-Big Ten first team accolades. She finished seventh in the Big Ten in scoring (15.7) and was 11th in free throw percentage (.814). Edwards signed a free agent contract with the WNBA's Tulsa Shock. Taylor also had a stellar senior campaign and collected the Big Ten Defensive Player of the Year award after leading the conference in steals. East also earned postseason honors as she was named All-Big Ten honorable mention. In addition, Washington was honored with her third consecutive Big Ten Coach of the Year honor.

The Lady Lions continued their run in the national spotlight in 2012-13 as they collected their second-straight Big Ten regular-season title and seventh overall with a 26-6

overall record and 14-2 mark in conference play. In each of Washington's first six years, Penn State improved its Big Ten win total. The Lady Lions posted their third consecutive 25-win season, joining the 1993-94, 1994-95 and 1995-96 squads as the only teams in program history to accomplish the feat. The Lady Lions were consistently ranked in the Top 10 for most of the season and finished eighth in the Associated Press Top 25 and 12th in the USA Today Sports Coaches' Poll.

With another stellar campaign, the accolades continued to roll in for the Lady Lions. Washington was selected as the Big Ten Coach of the Year by the media for the second-straight season and became just the fifth mentor in Big Ten history to win back-to-back Coach of the Year accolades. She was also the WBCA Region 6 Coach of the Year and a finalist for WBCA National Coach of the Year for the second-straight season.

The awards also piled up for Penn State's dynamic backcourt of Lucas and Alex Bentley. Lucas was selected as the Big Ten Player of the Year, was a Wade Trophy Finalist and was an All-America choice by four outlets, including the WBCA (honorable mention), Associated Press (second team), USBWA (first team) and Full Court (second team). She is just the third Lady Lion in program history to win Big Ten Player of the Year honors. Bentley earned her third-straight first team All-Big Ten award and honorable mention All-America bids from the WBCA and Associated Press. She was also selected as the 2013 recipient of the Frances Pomeroy Naismith Award, which is presented to the nation's outstanding female collegian 5-8 and under. Nikki Greene also capped a stellar career for the Lady Lions with third team All-Big Ten accolades. She also became the first player in school history to accumulate 1,000 points, 900 rebounds and 200 blocks.

Both Bentley and Greene heard their names called on WNBA Draft night. Bentley was selected with the 13th overall pick by the Atlanta Dream to become the highest draft pick for the Lady Lions since Tanisha Wright (12th) in 2005. Greene was the 26th overall selection by the Phoenix Mercury.

For her efforts in rebuilding the Penn State program, Washington was honored as the Big Ten Coach of the Year and the WBCA Region 6 Coach of the Year, making her a finalist for WBCA National Coach of the Year. The accolades were not just limited to Washington; all five Lady Lion starters earned All-Big Ten recognition, including first team bids for Bentley and Lucas. Both Bentley and Lucas also garnered honorable mention All-America honors from the WBCA and Associated Press, respectively.

Albany.....	0-1	Illinois.....	10-4	Pittsburgh.....	2-1
Alcorn State.....	1-0	Illinois State.....	1-0	Prairie View A&M.....	1-0
Arizona.....	1-0	Indiana.....	8-4	Purdue.....	5-9
Army.....	1-0	Iowa.....	7-7	Rider.....	2-0
Boston College.....	0-1	Iowa State.....	1-0	Rutgers.....	0-2
Bucknell.....	6-0	Lafayette.....	1-0	Samford.....	0-1
Buffalo.....	1-0	Liberty.....	0-1	Seton Hall.....	0-1
Cal Poly.....	1-0	LSU.....	1-1	St. Bonaventure.....	0-1
CS-Northridge.....	1-0	Maine.....	1-0	St. Francis (Pa.).....	1-0
Charlotte.....	1-0	UMES.....	1-0	South Carolina.....	4-1
Connecticut.....	0-4	Maryland.....	0-2	South Dakota St.....	1-1
Coppin State.....	1-0	Miami (Fla.).....	0-1	USF.....	0-1
Dayton.....	2-1	Michigan.....	10-4	Stanford.....	0-1
Delaware.....	1-1	Michigan State.....	5-9	Stony Brook.....	1-0
DePaul.....	0-1	Middle Tennessee.....	1-0	Syracuse.....	0-2
Detroit.....	1-0	Minnesota.....	7-9	Texas A&M.....	2-1
Drexel.....	2-1	Mississippi.....	1-0	UTEP.....	1-0
Duke.....	1-0	Monmouth.....	1-0	Texas Tech.....	1-1
Fair Dickinson.....	1-0	Nebraska.....	3-3	Towson.....	1-0
Florida.....	1-0	Nevada.....	1-0	Utah.....	1-0
Fordham.....	1-0	NJIT.....	2-0	Virginia Tech.....	2-0
Florida State.....	0-1	North Carolina.....	1-0	Wagner.....	2-0
Georgetown.....	3-0	Notre Dame.....	0-1	Washington State.....	1-0
Georgia Tech.....	0-1	Northwestern.....	10-1	Wichita State.....	1-0
Hartford.....	2-1	Oakland.....	2-0	Wisconsin.....	6-8
Hofstra.....	0-1	Ohio State.....	6-9	UW-Green Bay.....	0-1
Holy Cross.....	1-0	Old Dominion.....	0-1	Xavier.....	0-1
Howard.....	1-0	Oregon State.....	1-0		

### THE WASHINGTON FILE

#### COACHING RESUME

2007-pres. - Head Coach, Penn State  
 2013 - Asst. Coach, USA Basketball World U. Games  
 2013-pres. - Vice President/President-Elect, WBCA  
 2012-pres. - Kay Yow Cancer Fund Board of Directors  
 2011-pres. - NCAA WBB Issues Committee  
 2010-13 - Treasurer, WBCA Executive Committee  
 2008-pres. - WBCA Board of Directors  
 2009-12 - USA Basketball Women's Jr. National Comm.  
 2005-07 - Associate Head Coach, Notre Dame  
 1999-05 - Assistant Coach, Notre Dame

#### PLAYING EXPERIENCE

2002-03 - WNBA's Indiana Fever  
 2000-02 - WNBA's Houston Comets  
 1998-99 - WNBA's New York Liberty  
 1997-98 - ABL's Portland Power  
 1989-93 - University of Notre Dame

#### EDUCATION

Notre Dame '92, B.A. History  
 Notre Dame Law School '97, Juris Doctorate

#### AWARDS

- ❖ 2012, 2013, 2014 Big Ten Coach of the Year
- ❖ 2012, 2013 WBCA Region 6 Coach of the Year
- ❖ 2012, 2013 WBCA National Coach of the Year Finalist
- ❖ 2011, 2013 WBCA Female Coach of the Year
- ❖ 2009 Greater Flint Hall of Fame Inductee

#### FAMILY

Husband: Raynell Brown  
 Children: Quenton (9), Rhaiyna (5)

The Lady Lions returned to the national stage in Washington's fourth year with a second-place finish in the Big Ten regular season standings, a runner-up finish in the Big Ten Tournament and a berth in the NCAA Tournament. Penn State tallied its 23rd 20-win season with a 25-10 overall record and an 11-5 mark in conference play. The Lady Lions worked their way back to the "Big Dance" for the first time since 2004-05.

Washington came to Happy Valley after eight seasons as an associate head coach and assistant coach under Muffet McGraw at Notre Dame, her alma mater. During Washington's eight years on the bench, Notre Dame amassed a 188-69 record with eight NCAA Tournament appearances, including four Sweet Sixteen runs and a National Championship in 2001.

Washington was a four-year starting point guard for Notre Dame under McGraw and was the team captain on Notre Dame's first-ever NCAA Tournament team. She was a two-time All-Midwestern Collegiate Conference (MCC) selection and led Notre Dame to three MCC Tournament titles.

The epitome of a student-athlete, Washington graduated from Notre Dame in 1992, a full year ahead of schedule, with a bachelor's degree in history. She went on to attain "Double Domer" status in 1997 after earning her Juris Doctorate from the Notre Dame Law School.

Washington juggled finishing her law degree with the start of her professional basketball career. She returned to the hardwood as a professional in 1997-98, playing for the ABL's Portland Power before spending a two-year stint with the WNBA's New York Liberty (1998-99). Washington moved to Houston for the 2000 season, where she played an instrumental role in leading the Comets to the WNBA title. Washington guided the Fever to their first-ever playoff berth and became the first player in WNBA history to lead three different teams to the postseason.

In addition to assisting with the efforts of the Pink Zone at Penn State to raise money and awareness for breast cancer, Washington created Coquese's Drive for the Women's Resource Center. Coquese's Drive for the Women's Resource Center has raised more than \$118,000 to aid in the fight against domestic violence.

Washington is currently serving on the 29-member WBCA Board of Directors, where she is the Vice President/President-Elect of the Executive Committee.



# LADY LIONS PLAYER STATS VS. THE BIG TEN

## Agee vs. the Big Ten

Team	G	Pts.-Avg.	Rebs.-Avg.	Assts.-Avg.	Blks.-Avg.
Illinois	3	18-6.0	3-1.0	1-0.3	3-1.0
Indiana	4	14-3.5	9-2.3	5-1.3	4-1.0
Iowa	4	11-2.8	7-1.8	1-0.3	2-0.5
Maryland	2	20-10.0	15-7.5	0-0.0	6-3.0
Michigan	3	7-2.3	5-1.7	1-0.3	2-0.7
Michigan State	4	16-4.0	7-1.8	0-0.0	3-0.8
Minnesota	5	22-4.4	23-4.6	4-0.8	4-0.8
Nebraska	3	18-6.0	9-3.0	2-0.7	2-0.7
Northwestern	4	18-4.5	8-2.0	1-0.3	4-1.0
Ohio State	7	36-5.1	30-4.3	5-0.7	9-1.3
Purdue	3	7-2.3	3-1.0	0-0.0	1-0.3
Rutgers	2	21-10.5	14-7.0	4-2.0	2-1.0
Wisconsin	4	15-3.8	12-3.0	2-0.5	2-0.5

## Brooks vs. the Big Ten

Team	G	Pts.-Avg.	Rebs.-Avg.	Assts.-Avg.	Stls.-Avg.
Illinois	-	-	-	-	-
Indiana	-	-	-	-	-
Iowa	1	0-0.0	0-0.0	0-0.0	0-0.0
Maryland	-	-	-	-	-
Michigan	1	3-3.0	0-0.0	0-0.0	0-0.0
Michigan State	-	-	-	-	-
Minnesota	-	-	-	-	-
Nebraska	-	-	-	-	-
Northwestern	-	-	-	-	-
Ohio State	-	-	-	-	-
Purdue	-	-	-	-	-
Rutgers	-	-	-	-	-
Wisconsin	1	0-0.0	0-0.0	0-0.0	0-0.0

## DeGraaf vs. the Big Ten

Team	G	Pts.-Avg.	Rebs.-Avg.	Assts.-Avg.	Stls.-Avg.
Illinois	2	2-1.0	0-0.0	0-0.0	1-0.5
Indiana	2	3-1.5	3-1.5	3-1.5	0-0.0
Iowa	1	4-4.0	1-1.0	0-0.0	0-0.0
Maryland	2	6-3.0	2-1.0	2-1.0	1-0.5 (b)
Michigan	2	2-1.0	2-1.0	0-0.0	1-0.5 (b)
Michigan State	1	4-4.0	4-4.0	0-0.0	0-0.0
Minnesota	3	7-2.3	2-0.7	1-0.3	0-0.0
Nebraska	2	0-0.0	6-3.0	0-0.0	1-0.5
Northwestern	1	0-0.0	0-0.0	0-0.0	0-0.0
Ohio State	4	7-1.8	0-0.0	1-0.3	1-0.3
Purdue	2	4-2.0	2-1.0	1-0.5	1-0.5
Rutgers	2	6-3.0	1-0.5	0-0.0	1-0.5 (b)
Wisconsin	2	16-8.0	7-3.5	2-1.0	1-0.5

(b) - blocks

## Dincher vs. the Big Ten

Team	G	Pts.-Avg.	Rebs.-Avg.	Assts.-Avg.	Stls.-Avg.
Illinois	-	-	-	-	-
Indiana	-	-	-	-	-
Iowa	-	-	-	-	-
Maryland	-	-	-	-	-
Michigan	-	-	-	-	-
Michigan State	-	-	-	-	-
Minnesota	-	-	-	-	-
Nebraska	-	-	-	-	-
Northwestern	-	-	-	-	-
Ohio State	-	-	-	-	-
Purdue	-	-	-	-	-
Rutgers	-	-	-	-	-
Wisconsin	1	0-0.0	0-0.0	0-0.0	0-0.0

## Harris vs. the Big Ten

Team	G	Pts.-Avg.	Rebs.-Avg.	Assts.-Avg.	Stls.-Avg.
Illinois	2	6-3.0	2-1.0	0-0.0	0-0.0
Indiana	2	2-1.0	3-1.5	0-0.0	1-0.5
Iowa	3	4-1.3	11-3.7	1-0.3	1-0.3
Maryland	1	2-2.0	2-2.0	0-0.0	0-0.0
Michigan	2	0-0.0	0-0.0	0-0.0	2-1.0 (b)
Michigan State	2	4-2.0	7-3.5	2-1.0	1-0.5 (b)
Minnesota	3	9-3.0	13-4.3	1-0.3	1-0.3
Nebraska	1	2-2.0	4-4.0	1-1.0	0-0.0
Northwestern	3	12-4.0	13-4.3	1-0.3	2-0.7
Ohio State	5	6-1.2	22-4.4	1-0.2	0-0.0
Purdue	3	6-2.0	20-6.7	2-0.7	8-2.7 (b)
Rutgers	2	2-1.0	7-3.5	0-0.0	1-0.5
Wisconsin	3	2-0.7	8-2.7	1-0.3	0-0.0

(b) - blocks

## Mitchell vs. the Big Ten

Team	G	Pts.-Avg.	Rebs.-Avg.	Assts.-Avg.	Stls.-Avg.
Illinois	2	11-5.5	8-4.0	3-1.3	1-0.3
Indiana	3	24-8.0	18-6.0	5-2.7	2-0.7 (b)
Iowa	3	6-2.0	13-4.3	3-1.0	5-1.7 (b)
Maryland	2	4-2.0	5-2.5	3-1.5	3-1.5
Michigan	2	11-5.5	11-5.5	3-1.5	0-0.0
Michigan State	2	19-9.5	16-8.0	2-1.0	1-0.5
Minnesota	3	16-5.3	13-4.3	7-2.3	1-0.3
Nebraska	2	13-6.5	16-8.0	4-2.0	4-2.0
Northwestern	3	24-8.0	27-9.0	6-2.0	2-0.7
Ohio State	5	38-7.6	27-5.4	5-1.0	7-1.4
Purdue	3	15-5.0	22-7.3	6-2.0	3-1.0
Rutgers	2	10-5.0	14-7.0	2-1.0	2-1.0
Wisconsin	3	18-6.0	11-3.7	6-2.0	2-0.7

(b) - blocks

## Moore vs. the Big Ten

Team	G	Pts.-Avg.	Rebs.-Avg.	Assts.-Avg.	Stls.-Avg.
Illinois	1	14-14.0	6-6.0	5-5.0	2-2.0
Indiana	1	15-15.0	8-8.0	7-7.0	1-1.0
Iowa	1	2-2.0	2-2.0	1-1.0	1-1.0
Maryland	2	17-8.5	7-3.5	5-2.5	2-1.0
Michigan	1	11-11.0	3-3.0	1-1.0	2-2.0
Michigan State	1	10-10.0	4-4.0	6-6.0	4-4.0
Minnesota	2	21-10.5	9-4.5	11-5.5	0-0.0
Nebraska	1	9-9.0	3-3.0	0-0.0	2-2.0
Northwestern	1	18-18.0	5-5.0	3-3.0	1-1.0
Ohio State	2	34-17.0	11-5.5	9-4.5	2-1.0
Purdue	1	8-8.0	6-6.0	2-2.0	0-0.0
Rutgers	2	24-12.0	9-4.25	7-3.5	3-1.5
Wisconsin	2	22-11.0	23-11.5	7-3.5	4-2.0

## Sevillian vs. the Big Ten

Team	G	Pts.-Avg.	Rebs.-Avg.	Assts.-Avg.	Stls.-Avg.
Illinois	1	4-4.0	3-3.0	1-1.0	1-1.0
Indiana	2	1-0.5	1-0.5	0-0.0	1-0.5
Iowa	3	4-1.3	4-1.3	1-0.3	2-0.7
Maryland	2	3-1.5	1-0.5	2-1.0	2-1.0
Michigan	2	0-0.0	2-1.0	1-0.5	1-0.5
Michigan State	2	7-3.5	1-0.5	2-1.0	0-0.0
Minnesota	3	5-1.7	3-1.0	3-1.0	2-0.7
Nebraska	2	9-4.5	2-1.0	1-0.5	0-0.0
Northwestern	2	7-3.5	1-0.5	0-0.0	2-1.0
Ohio State	5	13-2.6	4-0.8	2-0.4	1-0.2
Purdue	1	10-10.0	0-0.0	1-1.0	0-0.0
Rutgers	2	0-0.0	1-0.5	1-0.5	1-0.5
Wisconsin	2	2-1.0	5-2.5	1-0.5	3-1.5





# LADY LIONS PLAYER STATS VS. THE BIG TEN

Spann vs. the Big Ten					
Team	G	Pts.-Avg.	Rebs.-Avg.	Assts.-Avg.	Stls.-Avg.
Illinois	1	20-20.0	6-6.0	4-4.0	2-2.0
Indiana	1	11-11.0	0-0.0	3-3.0	0-0.0
Iowa	1	22-22.0	5-5.0	4-4.0	1-1.0
Maryland	2	26-13.0	3-1.5	7-3.5	3-1.5
Michigan	1	15-15.0	2-2.0	1-1.0	1-1.0
Michigan State	1	13-13.0	7-7.0	7-7.0	1-1.0
Minnesota	2	22-11.0	3-1.5	7-3.5	2-1.0
Nebraska	1	0-0.0	2-2.0	1-1.0	0-0.0
Northwestern	1	9-9.0	4-4.0	0-0.0	0-0.0
Ohio State	1	8-8.0	1-1.0	1-1.0	0-0.0
Purdue	1	16-16.0	0-0.0	2-2.0	1-1.0
Rutgers	2	34-17.0	3-1.5	5-2.5	1-0.5
Wisconsin	2	13-6.5	5-2.5	3-1.5	3-1.5

Waldner vs. the Big Ten					
Team	G	Pts.-Avg.	Rebs.-Avg.	Assts.-Avg.	Blks.-Avg.
Illinois	4	18-4.5	23-5.8	2-0.5	5-1.3
Indiana	5	22-4.4	26-5.2	6-1.2	5-1.0
Iowa	5	24-4.8	21-4.2	0-0.0	1-0.2
Maryland	2	10-5.0	11-5.5	2-1.0	2-1.0
Michigan	6	15-2.5	15-2.5	3-0.5	7-1.2
Michigan State	7	19-2.7	17-2.4	1-0.1	8-1.1
Minnesota	8	39-4.9	33-4.1	7-0.9	12-1.5
Nebraska	6	2-0.3	14-2.3	5-0.8	3-0.5
Northwestern	5	18-3.6	13-2.6	7-1.4	8-1.6
Ohio State	8	29-3.6	21-2.6	11-1.4	3-0.4
Purdue	6	17-2.8	20-3.3	6-1.0	3-0.5
Rutgers	2	6-3.0	15-7.5	3-1.5	2-1.0
Wisconsin	7	33-4.7	20-2.9	3-0.4	4-0.6

Whitted vs. the Big Ten					
Team	G	Pts.-Avg.	Rebs.-Avg.	Assts.-Avg.	Stls.-Avg.
Illinois	2	16-8.0	12-6.0	0-0.0	0-0.0
Indiana	3	15-5.0	10-3.3	0-0.0	2-0.7
Iowa	3	10-3.3	18-6.0	4-1.3	1-0.3
Maryland	2	8-4.0	9-4.5	0-0.0	1-0.5
Michigan	2	4-2.0	7-3.5	2-1.0	3-1.5
Michigan State	2	0-0.0	5-2.5	1-0.5	0-0.0
Minnesota	3	27-9.0	11-3.7	2-0.7	2-0.7 (b)
Nebraska	2	8-4.0	6-3.0	2-1.0	0-0.0
Northwestern	3	26-8.7	15-5.0	0-0.0	1-0.3
Ohio State	5	13-2.6	8-1.6	0-0.0	4-0.8
Purdue	3	5-1.7	4-1.3	0-0.0	0-0.0
Rutgers	2	13-6.5	11-5.5	2-1.0	1-0.5
Wisconsin	3	10-3.3	10-3.3	1-0.3	0-0.0

(b) - blocks



## Penn State 75, Indiana (Pa.) 71

### Exhibition Game \* Nov. 2, 2014 \* University Park, Pa.

IUP 71 • 0-0

#	Player	Total		3-Ptr		Rebounds			PF	TP	A	TO	Blk	Stl	Min
		FG-FGA	FG-FGA	FT-FTA	Off	Def	Off	Def							
00	STONER, Ashley	* 4-9	0-0	0-0	3	2	5	4	8	0	3	0	0	0	26
03	STAMP, Lindsay	* 0-6	0-3	3-6	1	3	4	2	3	2	1	0	0	0	22
05	MATHE, Marita	* 4-13	4-9	0-1	0	3	4	2	12	5	3	0	0	0	35
12	STAPLETON, Leslie	* 2-10	1-7	0-0	0	0	0	0	5	2	0	0	1	0	29
24	FAIRMAN, Amy	* 8-13	6-8	4-6	1	3	4	4	26	6	1	0	2	30	
10	WAREHAM, Marina	* 1-1	1-1	0-0	0	0	0	0	3	1	2	0	0	5	
11	GRAHAM, Amy	* 0-0	0-0	0-0	1	0	1	0	0	0	0	1	0	2	
13	BURNS, Monica	* 0-0	0-0	0-0	0	0	0	0	0	0	0	0	0	2	
14	AIKEN, Alexis	* 0-0	0-0	0-0	0	0	0	0	0	0	0	0	0	3	
15	BROOKS, Zhane	* 2-5	0-0	4-6	2	3	5	4	8	2	0	1	2	25	
20	LIVINGSTON, Mackenzie	* 0-0	0-0	0-0	0	0	0	0	0	0	0	0	0	1	
23	DENMAN, Halle	* 0-1	0-0	0-0	1	0	1	0	0	0	0	0	0	2	
42	SMITH, Megan	* 2-6	2-4	0-0	1	0	1	0	6	1	1	0	0	18	
	Team				2	1	3								
	Totals	23-64	14-32	11-19	12	15	27	16	71	20	12	2	5	200	

FG % 1st Half: 10-36 27.8% 2nd half: 13-28 46.4% Game: 23-64 35.9%  
 3FG % 1st Half: 7-18 38.9% 2nd half: 7-14 50.0% Game: 14-32 43.8%  
 FT % 1st Half: 6-12 50.0% 2nd half: 5-7 71.4% Game: 11-19 57.9%

Penn State 75 • 0-0

#	Player	Total		3-Ptr		Rebounds			PF	TP	A	TO	Blk	Stl	Min
		FG-FGA	FG-FGA	FT-FTA	Off	Def	Off	Def							
05	Moore, Sierra	* 8-13	0-0	2-3	4	3	7	4	18	0	4	0	0	0	27
12	Spann, Lindsey	* 5-12	0-3	4-4	1	2	3	2	14	4	2	0	0	0	37
15	Mitchell, Kaliyah	* 5-10	0-2	2-2	3	6	9	4	12	2	3	0	0	3	36
25	Whitted, Peyton	* 4-7	0-0	0-0	4	6	10	3	8	5	2	1	0	24	
44	Waldner, Tori	* 2-10	0-0	0-0	3	2	5	3	4	1	4	2	0	21	
10	Sevillian, Keke	* 2-4	0-1	0-0	1	3	4	3	4	3	1	0	3	19	
14	Brooks, Dominique	* 2-4	0-0	0-0	0	1	1	1	4	0	2	1	0	12	
41	DeGraaf, Jenny	* 4-5	2-3	1-2	0	4	4	4	11	0	2	0	0	24	
	Team				2	3	5								
	Totals	32-65	2-9	9-11	18	30	48	24	75	15	20	4	6	200	

FG % 1st Half: 17-32 53.1% 2nd half: 15-33 45.5% Game: 32-65 49.2%  
 3FG % 1st Half: 1-3 33.3% 2nd half: 1-6 16.7% Game: 2-9 22.2%  
 FT % 1st Half: 2-4 50.0% 2nd half: 7-7 100.0% Game: 9-11 81.8%

Officials: Frank Steratore, Kevin Pethell, Shannon Feck  
 Technical fouls: IUP-None. Penn State-None.  
 Attendance: 3327

Score by periods	1st	2nd	Total
IUP	33	38	71
Penn State	37	38	75

**Notable**

- With the Crimson Hawks leading, sophomore **Sierra Moore** led the Penn State rally with 15 of her team-best 18 points over the final 11:44 of the contest.
- Sophomore **Jenny DeGraaf** had a solid outing, connecting on 4-of-5 shots from the field including 2-of-3 from three point range, for 11 points.

## Albany 54, Penn State 53

### Game #2 \* Nov. 16, 2014 \* University Park, Pa.

Albany 54 • 2-0

#	Player	Total		3-Ptr		Rebounds			PF	TP	A	TO	Blk	Stl	Min
		FG-FGA	FG-FGA	FT-FTA	Off	Def	Off	Def							
03	ROSARIO, Margarita	* 2-9	2-8	0-0	0	3	3	2	6	2	0	0	1	26	
03	ROYALS, Sarah	* 0-8	0-5	0-0	1	0	1	2	7	5	4	0	1	40	
23	SAUNDERS, Zakia	* 1-4	0-0	0-0	0	0	0	3	2	2	2	0	1	13	
25	RICHARDS, Shereesha	* 10-16	0-1	7-10	6	8	14	4	27	3	7	1	3	40	
44	EDWARDS, Cassandra	* 0-1	0-0	0-0	1	0	1	1	0	0	1	0	0	6	
01	COUGHLIN, Erin	* 0-1	0-1	0-0	0	0	0	0	0	0	1	0	0	9	
12	TATE, Imani	* 2-10	0-0	2-2	6	9	15	3	6	1	6	0	3	32	
33	CARTER, Tiana-Jo	* 3-8	0-0	0-0	3	8	11	3	6	0	3	2	0	34	
	Team				3	1	4								
	Totals	18-57	2-15	16-24	20	29	49	18	54	13	24	3	9	200	

FG % 1st Half: 8-28 28.6% 2nd half: 10-29 34.5% Game: 18-57 31.6%  
 3FG % 1st Half: 1-5 20.0% 2nd half: 1-10 10.0% Game: 2-15 13.3%  
 FT % 1st Half: 11-17 64.7% 2nd half: 5-7 71.4% Game: 16-24 66.7%

Penn State 53 • 1-1

#	Player	Total		3-Ptr		Rebounds			PF	TP	A	TO	Blk	Stl	Min
		FG-FGA	FG-FGA	FT-FTA	Off	Def	Off	Def							
05	Moore, Sierra	* 4-8	0-0	1-2	2	1	3	4	8	3	4	1	1	30	
12	Spann, Lindsey	* 6-12	1-3	1-2	0	1	1	3	14	4	3	0	0	31	
15	Mitchell, Kaliyah	* 2-7	1-2	4-5	1	5	6	4	9	0	5	0	4	30	
25	Whitted, Peyton	* 1-5	0-0	0-1	1	3	4	4	2	1	3	0	1	19	
44	Waldner, Tori	* 1-4	0-0	4-4	2	7	9	4	6	2	4	4	1	34	
01	Agee, Candice	* 1-6	0-0	0-0	1	4	5	4	2	2	1	3	2	19	
10	Sevillian, Keke	* 0-5	0-3	0-0	0	0	0	4	0	1	1	0	2	13	
14	Brooks, Dominique	* 0-0	0-0	0-0	0	0	0	1	0	0	1	0	0	2	
41	DeGraaf, Jenny	* 4-4	4-4	0-0	0	0	0	1	12	0	1	0	0	22	
	Team				0	3	3								
	Totals	19-51	6-13	9-13	7	24	31	29	53	13	23	8	11	200	

FG % 1st Half: 9-25 36.0% 2nd half: 10-26 38.5% Game: 19-51 37.3%  
 3FG % 1st Half: 4-8 50.0% 2nd half: 2-5 40.0% Game: 6-13 46.2%  
 FT % 1st Half: 6-8 75.0% 2nd half: 3-5 60.0% Game: 9-13 69.2%

Officials: An-Jamilah Gregory, Ron Leads, Althea Buford  
 Technical fouls: Albany-TATE, Imani. Penn State-Agee, Candice.  
 Attendance: 8607  
 WNIT Second Round

Score by periods	1st	2nd	Total
Albany	28	26	54
Penn State	28	25	53

Last FG - ALBANY 2nd-01:49, PSU 2nd-01:28.  
 Largest lead - ALBANY by 4 2nd-11:47, PSU by 7 1st-17:12.  
 ALBANY led for 14:05. PSU led for 18:50. Game was tied for 06:55.

**Notable**

- Senior **Tori Waldner** passed Bethany Collins (1985-88) for 10th on the Penn State career blocks list with four blocks vs. Albany to bring her career total to 93.
- Freshman **Lindsey Spann** led the Lady Lions in scoring for the second straight game, marking the first time a freshman has been the team's leading scorer in two straight games since Maggie Lucas did so vs. Minnesota (1/13/11) and vs. Illinois (1/16/11).

## Penn State 71, Towson 64

### Game #1 \* Nov. 14, 2014 \* University Park, Pa.

Towson 64 • 0-1

#	Player	Total		3-Ptr		Rebounds			PF	TP	A	TO	Blk	Stl	Min
		FG-FGA	FG-FGA	FT-FTA	Off	Def	Off	Def							
00	Hines-Allen, LaTorri	* 5-10	0-0	2-5	1	5	6	2	12	1	0	1	1	25	
01	Johnson, Dominique	* 12-30	6-16	2-2	0	1	1	3	32	1	2	0	3	36	
02	Hughey, Breonn	* 2-15	2-7	2-2	2	4	6	2	8	7	3	0	1	40	
13	Alberston, Camille	* 1-5	1-4	0-0	0	4	4	3	3	2	2	0	1	33	
20	Smith, Markell	* 1-3	0-0	0-0	2	3	5	2	0	1	0	0	0	24	
03	Webb, Ciara	* 1-3	0-2	0-0	0	1	1	0	2	1	1	2	0	16	
05	Smith, Jordyn	* 0-0	0-0	3-4	5	4	9	1	3	0	1	0	0	8	
14	Bush, Brianna	* 0-0	0-0	0-0	1	0	1	0	0	0	1	0	0	3	
32	Butler, Shanea	* 0-1	0-1	0-0	0	0	0	0	0	0	1	0	0	3	
33	Thomas, Daijha	* 0-2	0-0	2-4	1	3	4	2	2	0	0	1	0	12	
	Team				0	1	1								
	Totals	22-69	9-30	11-17	12	26	38	18	64	12	13	4	6	200	

FG % 1st Half: 9-37 24.3% 2nd half: 13-32 40.6% Game: 22-69 31.9%  
 3FG % 1st Half: 4-15 26.7% 2nd half: 5-15 33.3% Game: 9-30 30.0%  
 FT % 1st Half: 7-10 70.0% 2nd half: 4-7 57.1% Game: 11-17 64.7%

Penn State 71 • 1-0

#	Player	Total		3-Ptr		Rebounds			PF	TP	A	TO	Blk	Stl	Min
		FG-FGA	FG-FGA	FT-FTA	Off	Def	Off	Def							
05	Moore, Sierra	* 5-12	1-1	1-3	0	4	5	0	12	4	4	2	1	39	
12	Spann, Lindsey	* 7-14	0-2	3-4	0	5	5	2	17	4	4	0	0	32	
15	Mitchell, Kaliyah	* 3-8	0-2	4-6	1	2	3	4	10	0	3	0	3	25	
25	Whitted, Peyton	* 2-5	0-0	0-0	3	6	9	3	4	2	3	0	1	23	
44	Waldner, Tori	* 5-7	0-0	1-2	2	9	11	2	11	0	0	0	0	26	
01	Agee, Candice	* 3-6	0-0	3-6	4	5	9	1	9	0	0	0	0	18	
10	Sevillian, Keke	* 2-6	2-5	0-1	0	1	1	2	6	5	0	0	0	19	
14	Brooks, Dominique	* 0-0	0-0	2-2	0	0	0	1	2	0	0	0	0	3	
41	DeGraaf, Jenny	* 0-2	0-2	0-0	0	3	3	1	0	0	0	0	1	15	
	Team				1	2	3								

**St. Bonaventure 56, Penn State 54**  
**Game #4 \* Nov. 25, 2014 \* University Park, Pa.**

**St. Bonaventure 56 • 3-2**

#	Player	Total			3-Ptr			Rebounds			PF	TP	A	TO	Bk	Stl	Min
		FG-FGA	FT-FTA	FT-FTA	FG-FGA	FT-FTA	Off	Def	Tot								
11	LITTLE, Hannah	2-6	0-0	5-8	3	2	5	1	9	2	4	1	1	35			
14	RICHMOND, Gabby	3-8	0-0	2-4	4	2	6	5	8	0	3	0	0	19			
21	RUETER, Nyia	4-11	3-7	2-2	1	3	4	1	13	3	1	0	3	36			
33	MICHAEL, Emily	4-5	3-4	0-0	0	5	5	1	11	1	2	0	0	33			
42	HEALY, Katie	4-10	0-0	4-6	1	10	11	4	12	3	3	1	2	38			
02	RUFF, Mariah	0-2	0-2	0-0	1	0	1	2	0	0	4	0	1	12			
12	ZAHN, Ashley	0-3	0-2	0-0	0	3	3	1	0	0	0	0	0	11			
22	OUTLAW, Imani	0-2	0-0	0-0	0	1	1	0	0	0	1	0	0	8			
23	BRITVAR, Matea	1-4	0-1	1-2	0	2	2	1	3	0	0	2	0	18			
	Team				1	2	3										
	<b>Totals</b>	<b>18-51</b>	<b>6-16</b>	<b>14-22</b>	<b>11</b>	<b>30</b>	<b>41</b>	<b>16</b>	<b>56</b>	<b>9</b>	<b>19</b>	<b>4</b>	<b>7</b>	<b>200</b>			

FG % 1st Half: 6-27 22.2% 2nd half: 12-24 50.0% Game: 18-51 35.3%  
 3FG % 1st Half: 4-9 44.4% 2nd half: 2-7 28.6% Game: 6-16 37.5%  
 FT % 1st Half: 7-13 53.8% 2nd half: 7-9 77.8% Game: 14-22 63.6%

**Penn State 54 • 1-3**

#	Player	Total			3-Ptr			Rebounds			PF	TP	A	TO	Bk	Stl	Min
		FG-FGA	FT-FTA	FT-FTA	FG-FGA	FT-FTA	Off	Def	Tot								
01	Agee, Candice	4-8	0-0	0-0	1	3	4	3	8	2	3	2	1	24			
05	Moore, Sierra	6-12	0-0	3-6	1	4	5	3	15	3	3	0	0	37			
12	Spann, Lindsey	4-14	2-6	3-4	1	1	2	3	13	5	1	0	2	34			
15	Mitchell, Kaliyah	1-7	0-1	0-1	1	8	9	3	2	1	3	0	4	29			
25	Whitted, Peyton	2-3	0-1	0-0	1	0	1	2	4	0	0	0	1	9			
10	Sevillan, Keke	0-4	0-0	0-0	0	0	0	0	0	1	1	0	1	10			
14	Brooks, Dominique	0-0	0-0	0-0	0	0	0	0	0	0	1	0	0	1			
41	DeGraaf, Jenny	2-4	0-2	0-0	0	4	4	1	8	0	0	0	0	27			
44	Waldner, Tori	2-4	0-0	0-0	1	5	6	3	4	1	2	3	0	29			
	Team				2	1	3										
	<b>Totals</b>	<b>23-59</b>	<b>2-10</b>	<b>6-11</b>	<b>8</b>	<b>26</b>	<b>34</b>	<b>18</b>	<b>54</b>	<b>13</b>	<b>14</b>	<b>5</b>	<b>9</b>	<b>200</b>			

FG % 1st Half: 11-27 40.7% 2nd half: 12-32 37.5% Game: 23-59 39.0%  
 3FG % 1st Half: 2-6 33.3% 2nd half: 0-4 0.0% Game: 2-10 20.0%  
 FT % 1st Half: 0-1 0.0% 2nd half: 6-10 60.0% Game: 6-11 54.5%

Officials: Frank Storateo, Kevin Pettel, Shannon Feck  
 Technical fouls: St. Bonaventure-None. Penn State-None.  
 Attendance: 6703

Score by periods	1st	2nd	OT	Total
St. Bonaventure	23	33		56
Penn State	24	30		54

Points	In	Off	2nd	Fast	Bench
PSU	Paint	T/O	Chance	Break	
St. Bonaventure	28	7	9	0	3
Penn State	20	14	6	6	12

Last FG - SBU 2nd-00:02, PSU 2nd-07:08.  
 Largest lead - SBU by 3 2nd-13:38, PSU by 9 2nd-07:08.  
 SBU led for 04:24. PSU led for 31:03. Game was tied for 04:32.

**Notable**

- Penn State dropped to 1-3 to start a season for the first time since 2005-06, when the Lady Lions also started 1-3.
- Freshman Lindsey Spann posted 13 points, her team-best fourth double-digit scoring game of the season.
- Sierra Moore had a career-high 15 points and surpassed the 100-point plateau for her collegiate career.

**Samford 59, Penn State 56 (OT)**  
**Game #6 \* Nov. 30, 2014 \* Atlanta, Ga.**

**Penn State 56 • 1-5**

#	Player	Total			3-Ptr			Rebounds			PF	TP	A	TO	Bk	Stl	Min
		FG-FGA	FT-FTA	FT-FTA	FG-FGA	FT-FTA	Off	Def	Tot								
15	Mitchell, Kaliyah	3-10	0-1	2-3	1	8	9	5	8	1	2	2	2	38			
25	Whitted, Peyton	1-7	0-1	0-0	1	4	5	4	2	0	1	1	1	23			
44	Waldner, Tori	3-7	0-1	2-2	1	11	12	4	17	0	3	0	1	39			
05	Moore, Sierra	4-10	1-2	8-10	1	0	1	5	18	3	3	0	2	40			
12	Spann, Lindsey	3-13	0-2	4-6	1	1	2	4	10	5	4	0	3	41			
01	Agee, Candice	0-1	0-0	0-0	0	0	0	0	0	0	1	0	0	2			
10	Sevillan, Keke	0-1	0-0	0-0	0	0	0	0	0	1	2	0	0	9			
41	DeGraaf, Jenny	5-9	1-2	0-0	1	9	10	1	11	1	0	0	0	33			
	Team				1	0	1										
	<b>Totals</b>	<b>19-58</b>	<b>2-9</b>	<b>16-21</b>	<b>7</b>	<b>33</b>	<b>40</b>	<b>25</b>	<b>56</b>	<b>11</b>	<b>16</b>	<b>3</b>	<b>9</b>	<b>225</b>			

FG % 1st Half: 7-27 25.9% 2nd half: 10-24 41.7% OT: 2-7 28.6% Game: 19-58 32.8%  
 3FG % 1st Half: 0-4 0.0% 2nd half: 1-3 33.3% OT: 1-2 50.0% Game: 2-9 22.2%  
 FT % 1st Half: 7-10 70.0% 2nd half: 4-5 80.0% OT: 5-6 83.3% Game: 16-21 76.2%

**Samford 59 • 4-2**

#	Player	Total			3-Ptr			Rebounds			PF	TP	A	TO	Bk	Stl	Min
		FG-FGA	FT-FTA	FT-FTA	FG-FGA	FT-FTA	Off	Def	Tot								
03	ELLIOTT, Destiney	2-5	0-1	1-7	2	6	8	2	5	2	2	2	2	35			
10	RECE, Taylor	8-17	4-7	2-4	1	5	6	4	22	0	2	1	1	39			
02	NICHOLS, Hannah	5-12	2-7	1-2	2	5	7	3	13	0	2	0	0	39			
11	MAYERS, Amara	0-5	0-0	0-0	1	5	6	2	0	0	3	0	0	23			
12	STRICKLIN, Krista	3-7	0-2	3-5	0	4	4	3	9	3	3	0	0	31			
05	BLEVINS, Kassidy	0-2	0-1	0-0	0	4	4	2	0	4	2	0	2	23			
21	FLETCHER, Keke	0-3	0-2	1-2	0	0	0	1	1	0	1	0	0	6			
22	RIGGINS, Ellen	2-4	0-1	5-5	0	3	3	2	9	1	3	0	0	29			
	Team				2	2	4										
	<b>Totals</b>	<b>20-55</b>	<b>6-21</b>	<b>13-25</b>	<b>8</b>	<b>34</b>	<b>42</b>	<b>19</b>	<b>59</b>	<b>10</b>	<b>19</b>	<b>4</b>	<b>5</b>	<b>225</b>			

FG % 1st Half: 6-21 28.6% 2nd half: 10-28 35.7% OT: 4-6 66.7% Game: 20-55 36.4%  
 3FG % 1st Half: 0-5 0.0% 2nd half: 5-13 38.5% OT: 1-3 33.3% Game: 6-21 28.6%  
 FT % 1st Half: 1-5 20.0% 2nd half: 8-10 80.0% OT: 4-10 40.0% Game: 13-25 52.0%

Officials: Meadow Overstreet, Kristin McKinnon, Mike Riggs  
 Technical fouls: Penn State-None. Samford-None.  
 Attendance: 522

Score by periods	1st	2nd	OT	Total
Penn State	21	25	10	56
Samford	13	33	13	59

Points	In	Off	2nd	Fast	Bench
PSU	Paint	T/O	Chance	Break	
Samford	28	11	4	6	11
Penn State	22	13	4	0	10

Last FG - PSU OT-00:25, SAM OT-01:48.  
 Largest lead - PSU by 16 2nd-09:59, SAM by 6 OT-01:48.  
 PSU led for 36:49. SAM led for 04:26. Game was tied for 03:40.

**Notable**

- Penn State held Samford 13 points in the first half, the fewest allowed by PSU this season. It was the lowest scoring output for a Lady Lion's opponent since NJIT scored nine points in the first half on Dec. 23, 2012.
- Sophomore Jenny DeGraaf posted her first career double-double with 11 points and a career-high 10 rebounds.

**Liberty 80, Penn State 68**  
**Game #5 \* Nov. 28, 2014 \* Atlanta, Ga.**

**Penn State 68 • 1-4**

#	Player	Total			3-Ptr			Rebounds			PF	TP	A	TO	Bk	Stl	Min
		FG-FGA	FT-FTA	FT-FTA	FG-FGA	FT-FTA	Off	Def	Tot								
15	Mitchell, Kaliyah	4-12	0-3	2-3	1	4	5	4	10	0	3	0	5	27			
44	Waldner, Tori	3-8	1-2	3-4	3	5	8	2	10	3	1	1	1	34			
01	Agee, Candice	2-4	0-0	2-4	2	3	5	1	6	0	2	4	1	22			
05	Moore, Sierra	5-10	0-0	4-7	2	3	5	5	14	4	3	0	1	33			
12	Spann, Lindsey	7-21	0-7	3-3	0	0	0	3	17	3	7	0	2	37			
10	Sevillan, Keke	0-0	0-0	0-0	0	0	0	4	0	1	0	0	1	7			
14	Brooks, Dominique	1-1	0-0	0-0	0	0	0	0	2	0	0	0	0	2			
25	Whitted, Peyton	3-6	1-1	0-0	3	2	5	5	7	0	2	0	0	18			
41	DeGraaf, Jenny	1-3	0-2	0-0	1	2	3	0	2	1	0	0	1	20			
	Team				3	1	4										
	<b>Totals</b>	<b>26-65</b>	<b>2-15</b>	<b>14-21</b>	<b>15</b>	<b>20</b>	<b>35</b>	<b>24</b>	<b>68</b>	<b>12</b>	<b>18</b>	<b>5</b>	<b>12</b>	<b>200</b>			

FG % 1st Half: 14-31 45.2% 2nd half: 12-34 35.3% Game: 26-65 40.0%  
 3FG % 1st Half: 1-5 20.0% 2nd half: 1-10 10.0% Game: 2-15 13.3%  
 FT % 1st Half: 6-8 75.0% 2nd half: 8-13 61.5% Game: 14-21 66.7%

**Liberty 80 • 3-2**

#	Player	Total			3-Ptr			Rebounds			PF	TP	A	TO	Bk	Stl	Min
		FG-FGA	FT-FTA	FT-FTA	FG-FGA	FT-FTA	Off	Def	Tot								
15	BROWN, Simone	8-11	5-8	2-2	2	4	6	3	23	0	4	1	3	34			
55	RINGER, Ashley	5-12	0-0	3-5	2	6	8	1	13	1	1	3	0	29			
34	ADAMS, Katelyn	2-6	0-0	2-2	4	7	11	3	6	3	2	1	2	29			
03	ELLIS, Sadalia	3-5	0-0	3-4	0	0	0	4	9	5	4	1	3	21			
14	BUER, Karly	3-7	2-5	5-6	2	1	3	4	13	2	4	0	0	25			
02	LEATHERWOOD, Candice	0-2	0-1	0-0	0	1	1	0	0	0	0	0	0	3			
04	ROLLINS, Ferra	1-3	1-2	0-0	1	1	2	0	3	0	0	0	0	7			
10	FISHER-DAVIS, Jaymee	2-5	2-5	0-0	0	0	0	0	6	1	2	0	0	15			
21	FRAZIER, Emily	0-2	0-1	4-4	0	1	1	1	4	3	1	0	0	16			
24	GARDNER, Jasmine	0-2	0-0	0-0	1	1	2	0	0	0	2	0	0	11			
44	KEARNEY, Catherine	1-3	0-0	1-2	1	0	1	4	3	2	0	0	0	10			
	Team				1	3	4										
	<b>Totals</b>	<b>25-58</b>	<b>10-22</b>	<b>20-25</b>	<b>14</b>	<b>24</b>	<b>38</b>	<b>21</b>	<b>80</b>	<b>17</b>	<b>20</b>	<b>6</b>	<b>8</b>	<b>200</b>			

FG % 1st Half: 10-32 31.3% 2nd half: 15-26 57.7% Game: 25-58 43.1%  
 3FG % 1st Half: 4-15 26.7% 2nd half: 6-7 85.7% Game: 10-22 45.5%  
 FT % 1st Half: 4-5 80.0% 2nd half: 16-20 80.0% Game: 20-25 80.0%

Officials: Natasha Harris, Cole Womack, David Scroggins  
 Technical fouls: Penn State-None. Liberty-None.  
 Attendance: 645

Score by periods	1st	2nd	Total
Penn State	35	33	68
Liberty	28	52	80

Points	In	Off	2nd
--------	----	-----	-----

## Penn State 96, Wagner 66

### Game #8 \* Dec. 7, 2014 \* University Park, Pa.

#### Wagner 66 • 0-7

#	Player	Total		3-Ptr		Rebounds			PF	TP	A	TO	Bk	Stl	Min
		FG-FGA	FG-FGA	FT-FTA	Off	Def	Tot								
01	NWAJEI, Jasmine	* 7-17	0-2	0-0	1	5	6	4	14	7	9	0	2	34	
14	ROWE, Lyndsay	* 0-5	0-3	0-0	1	1	2	2	0	2	0	0	0	25	
20	DLUHI, Jackie	* 2-3	0-0	0-0	0	0	0	5	4	1	3	1	0	14	
24	PECK, Jordyn	* 9-16	6-13	3-5	0	0	0	0	27	0	1	0	1	37	
25	CONYERS-JORDAN, M.	* 1-4	0-1	0-0	1	4	5	2	2	1	2	0	0	26	
03	RUSSELL, Tanasia	* 2-2	0-0	0-0	0	0	0	1	4	0	0	1	0	6	
05	WADE, Tessa	0-0	0-0	0-0	1	0	1	0	0	0	1	0	0	5	
13	ROMA, Sofia	0-1	0-0	1-2	0	2	2	4	1	0	2	0	0	10	
15	HAMLET, Jazmine	1-3	0-0	0-1	2	5	7	4	2	1	3	0	0	19	
21	SULLIVAN, Samantha	1-2	0-0	0-0	0	0	0	2	2	0	1	0	0	9	
32	BUTIGIAN, Taylor	2-3	2-3	4-6	1	1	2	3	10	1	0	1	0	15	
Team					3	1	4								
Totals		25-56	8-22	8-14	10	19	29	66	12	23	2	4	20	100	

FG % 1st Half: 10-25 40.0% 2nd half: 15-31 48.4% Game: 25-56 44.6% Deadball Rebounds  
 3FG % 1st Half: 6-12 50.0% 2nd half: 2-10 20.0% Game: 8-22 36.4% 2  
 FT % 1st Half: 2-4 50.0% 2nd half: 6-10 60.0% Game: 8-14 57.1%

#### Penn State 96 • 2-6

#	Player	Total		3-Ptr		Rebounds			PF	TP	A	TO	Bk	Stl	Min
		FG-FGA	FG-FGA	FT-FTA	Off	Def	Tot								
01	Agee, Candice	* 4-7	0-0	1-3	2	2	4	3	9	1	3	1	1	23	
05	Moore, Sierra	* 5-9	0-0	11-12	1	4	5	0	21	7	0	0	2	31	
12	Spann, Lindsey	* 8-15	2-5	4-4	2	3	5	3	22	4	2	2	0	30	
15	Mitchell, Kaliyah	* 8-11	1-2	3-4	3	4	7	1	20	0	1	0	0	28	
44	Waldner, Tori	* 0-1	0-0	0-2	0	5	5	3	0	2	2	1	1	15	
10	Sevillian, Keke	2-6	0-2	0-2	2	1	3	1	4	4	1	0	3	27	
14	Brooks, Dominique	0-1	0-0	2-2	0	0	0	1	4	0	0	1	0	9	
25	Whitted, Peyton	2-4	0-0	0-0	1	1	2	4	0	1	0	1	0	16	
34	Dincher, Molly	0-0	0-0	0-0	0	0	0	1	0	0	0	0	2	2	
41	DeGraaf, Jenny	4-8	0-2	4-4	1	2	3	2	12	1	0	1	0	19	
Team					3	3	6								
Totals		34-64	3-11	25-33	15	25	40	17	96	19	12	4	10	200	

FG % 1st Half: 14-32 43.8% 2nd half: 20-32 62.5% Game: 34-64 53.1% Deadball Rebounds  
 3FG % 1st Half: 3-8 37.5% 2nd half: 0-3 0.0% Game: 3-11 27.3% 4  
 FT % 1st Half: 11-16 68.8% 2nd half: 14-17 82.4% Game: 25-33 75.8%

Officials: Frank Steratore, Shannon Feck, An-Jamilah Gregory  
 Technical fouls: Wagner-None. Penn State-None.  
 Attendance: 3657

Score by periods	1st	2nd	Total
Wagner	28	38	66
Penn State	42	54	96

Points	In	Off	2nd	Fast	Bench
PSU	Paint	T/O	Chance	Break	
WAGNER	16	13	6	6	19
PSU	54	24	13	24	24

Last FG - WAGNER 2nd-03:43, PSU 2nd-03:13.  
 Largest lead - WAGNER None, PSU by 31 2nd-07:48.  
 WAGNER led for 00:00. PSU led for 39:28. Game was tied for 00:18.  
 Score tied - 0 times.  
 Lead changed - 0 times.

#### Notable

- The 96 points vs. the Seahawks were the most for the Lady Lions since scoring a Bryce Jordan Center record 117 points vs. St. Francis (Pa.) in the 2013-14 season opener on Nov. 8, 2013.
- Lindsey Spann (22), Sierra Moore (21) and Kaliyah Mitchell (20) all reached the 20-point mark vs. Wagner. It was the first time since Nov. 26, 2011 vs. Nevada that three Lady Lions all cracked the 20 point mark in the same game; Maggie Lucas (26), Alex Bentley (23) and Zhaque Gray (21).

## Penn State 85, Rider 51

### Game #10 \* Dec. 14, 2014 \* University Park, Pa.

#### Rider 51 • 2-7

#	Player	Total		3-Ptr		Rebounds			PF	TP	A	TO	Bk	Stl	Min
		FG-FGA	FG-FGA	FT-FTA	Off	Def	Tot								
01	Fazzini, Emily	* 5-13	4-9	0-0	1	1	2	14	0	3	0	2	2	24	
11	Pellet, Manon	* 0-0	0-0	0-2	0	2	2	4	0	6	2	0	1	25	
23	Banks, Lashay	* 2-5	0-0	3-4	3	3	6	2	7	1	3	0	2	20	
25	Perkins, Robin	* 3-10	0-2	1-4	2	3	5	3	7	0	2	2	0	23	
45	Duggan, Julia	* 3-8	0-0	0-2	1	2	3	2	6	1	1	0	1	22	
03	Hoskova, Kamila	0-3	0-1	0-0	0	1	1	1	2	0	1	0	0	11	
04	Valiuskyte, Kornelija	0-4	0-0	0-0	0	0	0	1	0	0	1	0	0	13	
05	Wentzel, Taylor	0-4	0-0	1-2	0	0	0	2	1	1	3	0	0	15	
13	Houghton, C'quoya	0-1	0-0	0-0	1	0	1	0	0	0	0	0	0	4	
20	Mason, Stephanie	0-1	0-1	0-3	0	1	1	0	0	0	1	0	0	8	
31	Wallace, Jessie	4-11	1-1	2-3	3	2	5	0	11	1	1	0	2	16	
35	Gillcrease, Marritta	1-4	0-0	1-1	3	5	8	1	3	0	1	1	2	16	
50	Loutzenhiser, Janine	0-1	0-1	0-0	0	0	0	0	0	0	0	0	0	3	
Team					1	0	1								
Totals		19-65	5-15	8-21	15	20	35	18	51	11	19	7	10	200	

FG % 1st Half: 9-37 24.3% 2nd half: 10-28 35.7% Game: 19-65 29.2% Deadball Rebounds  
 3FG % 1st Half: 2-7 28.6% 2nd half: 3-8 37.5% Game: 5-15 33.3% 6,1  
 FT % 1st Half: 3-5 60.0% 2nd half: 5-16 31.3% Game: 8-21 38.1%

#### Penn State 85 • 3-7

#	Player	Total		3-Ptr		Rebounds			PF	TP	A	TO	Bk	Stl	Min
		FG-FGA	FG-FGA	FT-FTA	Off	Def	Tot								
01	Agee, Candice	* 9-13	0-0	1-2	6	3	9	3	19	1	2	5	1	24	
05	Moore, Sierra	* 3-11	0-0	1-2	0	4	4	0	7	7	1	1	0	29	
12	Spann, Lindsey	* 11-20	1-4	0-2	0	5	5	2	23	5	2	0	2	35	
15	Mitchell, Kaliyah	* 4-7	0-1	4-6	4	9	10	3	12	1	1	1	4	29	
25	Whitted, Peyton	* 2-4	0-0	1-2	0	2	3	5	2	3	0	0	0	14	
10	Sevillian, Keke	3-3	0-0	3-7	1	3	4	2	9	4	2	0	0	27	
14	Brooks, Dominique	1-1	0-0	0-0	0	0	0	1	2	0	1	0	0	6	
34	Dincher, Molly	0-0	0-0	0-0	0	0	0	0	0	0	0	0	0	3	
41	DeGraaf, Jenny	2-6	0-2	0-0	0	7	7	2	4	0	2	0	0	23	
44	Waldner, Tori	1-2	0-0	2-2	1	1	2	4	0	1	1	0	1	10	
Team					3	7	10								
Totals		36-67	1-7	12-23	15	38	53	20	85	19	17	8	10	200	

FG % 1st Half: 20-36 55.6% 2nd half: 16-31 51.6% Game: 36-67 53.7% Deadball Rebounds  
 3FG % 1st Half: 0-4 0.0% 2nd half: 1-3 33.3% Game: 1-7 14.3% 6  
 FT % 1st Half: 10-17 58.8% 2nd half: 2-6 33.3% Game: 12-23 52.2%

Officials: Maj Forsberg, Roy Gulbeyan, Erika Herriman  
 Technical fouls: Rider-None. Penn State-None.  
 Attendance: 9991

Score by periods	1st	2nd	Total
Rider	23	28	51
Penn State	50	35	85

Points	In	Off	2nd	Fast	Bench
RID	Paint	T/O	Chance	Break	
RIDER	22	11	7	8	17
PSU	56	13	14	19	19

Last FG - RID 2nd-00:26, PSU 2nd-01:31.  
 Largest lead - RID None, PSU by 40 2nd-01:31.  
 RID led for 00:00. PSU led for 39:57. Game was tied for 00:03.  
 Score tied - 0 times.  
 Lead changed - 0 times.

#### Notable

- Sophomore forward Kaliyah Mitchell earned her first career double-double, tallying 12 points and 10 rebounds.
- Sophomore Sierra Moore matched a career-high with seven assists and notched her sixth game with four or more assists (third consecutive).
- Center Candice Agee recorded a career-high five blocks.

## Hartford 62, Penn State 57

### Game #9 \* Dec. 10, 2014 \* Hartford, Conn.

#### Penn State 57 • 2-7

#	Player	Total		3-Ptr		Rebounds			PF	TP	A	TO	Bk	Stl	Min
		FG-FGA	FG-FGA	FT-FTA	Off	Def	Tot								
44	Waldner, Tori	f 0-2	0-0	0-0	0	4	4	1	0	2	2	1	0	23	
01	Agee, Candice	c 8-13	0-0	4-6	4	4	8	1	20	1	5	1	0	26	
05	Moore, Sierra	f 4-9	0-0	2-2	0	2	2	4	10	5	4	0	2	29	
12	Spann, Lindsey	g 1-6	0-1	3-4	0	4	4	3	5	4	2	0	1	31	
15	Mitchell, Kaliyah	g 2-13	1-3	4-6	4	3	7	5	9	0	4	1	0	31	
10	Sevillian, Keke	1-1	1-1	0-0	1	0	1	3	3	0	0	0	0	13	
25	Whitted, Peyton	3-7	0-1	2-2	2	3	5	4	8	0	2	0	0	23	
41	DeGraaf, Jenny	1-6	0-3	0-0	2	0	2	1	2	2	2	0	1	24	
Team					4	2	6								
Totals		20-57	2-9	15-20	17	22	39	22	57	14	21	3	4	200	

FG % 1st Half: 7-24 29.2% 2nd half: 13-33 39.4% Game: 20-57 35.1% Deadball Rebounds  
 3FG % 1st Half: 1-3 33.3% 2nd half: 1-6 16.7% Game: 2-9 22.2% 3,1  
 FT % 1st Half: 3-6 50.0% 2nd half: 12-14 85.7% Game: 15-20 75.0%

#### HARTFORD 62 • 4-6

#	Player	Total		3-Ptr		Rebounds			PF	TP	A	TO	Bk	Stl	Min
		FG-FGA	FG-FGA	FT-FTA	Off	Def	Tot								
31	Cherelle Moore	f 7-15	0-1	0-0	1	7	8	3	14	3	7	0	3	34	
33	Janelle Harrison	f 1-1	0-0	0-0	0	1	1	2	2	0	2	0	1	20	
03	Deanna Mayza	g 6-10	6-8	7-8	0	2	2	1	25	1	5	0	1	40	
21	Shanise Bultron	g 1-1	1-1	0-0	0	1	1	2	3	2	1	0	2	17	
25	Amber Bepko	g 2-8	2-7	0-0	0	4	4	3	6	4	2	1	1	36	
10	Mary Pattison	0-0	0-0	3-4	0	0	0	1	3	0	0	0	0	4	
23	Morgan Lumb	2-8	2-6	3-6	3	1	4	2	9	2	3	1	2	24	
24	Alyssa Reaves	0-4	0-0	0-0	1	3	4	0	1	0	2	0	2	21	
32	Cassidy Bundy	0-0	0-0	0-0	0	0	0	1	0	1	0	0	0	4	
Team					2	2	4								
Totals		19-47	11-23	13-18	7	21	28	19	62	13	21	4	10	200	

## #23/20 Iowa 77, Penn State 52 Game #12 \* Dec. 28, 2014 \* Iowa City, Iowa

Penn State 52 • 3-9, 0-1

#	Player	Total		3-Ptr		Rebounds		PF	TP	A	TO	Bk	Stl	Min	
		FG-FGA	FG-FGA	FT-FTA	FT-FTA	Off	Def								Total
15	Mitchell, Kalyiah	r	0-2	0-0	0-2	2	2	4	4	0	2	2	1	21	
25	Whitted, Peyton	f	0-6	0-2	0-0	0	4	4	2	0	2	2	0	27	
01	Agee, Candice	c	4-5	0-0	1-2	1	0	1	2	9	0	1	0	19	
05	Moore, Sierra	g	1-7	0-1	0-0	2	2	2	1	2	1	2	0	18	
12	Spann, Lindsey	g	6-21	4-9	6-8	1	4	5	3	22	4	5	0	39	
10	Sevillian, Keke	g	1-2	0-0	2-2	2	0	4	1	4	1	1	0	26	
11	Harris, Alex	g	2-5	0-0	0-0	7	4	11	3	4	1	5	0	18	
14	Brooks, Dominique	g	0-0	0-0	0-0	0	0	0	0	0	0	0	0	1	
41	DeGraaf, Jenny	f	2-2	0-0	0-0	0	1	1	2	4	0	1	0	9	
44	Waldner, Tori	f	2-7	0-0	3-4	3	1	4	1	7	0	4	0	22	
	Team					2	2	4			1				
	Totals		18-57	4-12	12-18	18	22	40	19	52	9	24	2	9	200

FG % 1st Half: 10-30 33.3% 2nd half: 8-27 29.6% Game: 18-57 31.6%  
3FG % 1st Half: 1-4 25.0% 2nd half: 3-8 37.5% Game: 4-12 33.3%  
FT % 1st Half: 3-6 50.0% 2nd half: 9-12 75.0% Game: 12-18 66.7%

Iowa 77 • 10-2, 1-0

#	Player	Total		3-Ptr		Rebounds		PF	TP	A	TO	Bk	Stl	Min	
		FG-FGA	FG-FGA	FT-FTA	FT-FTA	Off	Def								Total
51	Doolittle, Bethany	c	6-10	0-0	0-1	5	6	11	4	12	1	4	6	1	29
02	Disterhoft, Ally	g	3-5	1-2	4-7	4	1	5	0	11	8	2	0	1	28
15	Jennings, Whitney	g	3-9	0-1	5-6	1	1	2	2	11	4	2	0	1	28
21	Dixon, Melissa	g	7-16	5-12	2-2	1	3	4	1	21	0	2	0	3	29
22	Logic, Samantha	g	3-6	1-2	1-2	0	6	6	1	8	5	5	0	2	35
04	Kastanek, Alexa	g	1-2	1-2	0-0	0	0	0	1	3	0	0	0	0	3
03	Till, Claire	g	0-0	0-0	0-0	0	0	2	0	0	1	0	0	0	4
04	Coley, Chase	g	0-1	0-0	0-0	1	2	3	1	0	1	0	0	0	6
23	Buttenham, Christina	g	5-8	1-2	0-0	0	2	2	1	11	2	0	0	1	15
25	Peschel, Kali	g	0-3	0-1	0-0	0	0	0	3	0	2	0	0	0	12
34	Mohs, Carly	g	0-0	0-0	0-0	0	0	0	0	0	0	0	0	1	4
	Team					2	3	5							
	Totals		28-60	9-22	12-18	14	24	38	16	77	21	18	6	10	200

FG % 1st Half: 15-30 50.0% 2nd half: 13-30 43.3% Game: 28-60 46.7%  
3FG % 1st Half: 7-13 53.8% 2nd half: 2-9 22.2% Game: 9-22 40.9%  
FT % 1st Half: 4-6 66.7% 2nd half: 8-12 66.7% Game: 12-18 66.7%

Officials: Bryan Enterline, Billy Smith, Angie Englund  
Technical fouls: Penn State-None. Iowa-None.  
Attendance: 5411  
Big Ten Opener

Score by periods	1st	2nd	Total
Penn State	24	28	52
Iowa	41	36	77

Points	In	Off	2nd	Fast	Bench
PSU	22	6	20	7	19
IOWA	26	26	14	10	14

Last FG - PSU 2nd-07:04, IOWA 2nd-01:08.  
Largest lead - PSU None, IOWA by 25 2nd-01:08.  
PSU led for 00:00. IOWA led for 39:20. Game was tied for 00:33.

### Notable

- Freshman **Lindsey Spann** posted her third straight 20-point game with 22 points at Iowa. She now has a team-high 11 double-digit scoring games this season, with four of those 20-point efforts.
- Sophomore **Alex Harris** tied her career-high with 11 rebounds, a feat she has accomplished twice; last vs. Illinois State on Nov. 20, 2013.
- Sophomore **Kalyiah Mitchell** tied her career-high with two blocked shots.

## Illinois 91, Penn State 76 Game #14 \* Jan. 4, 2015 \* University Park, Pa.

Illinois 91 • 10-4 (1-1)

#	Player	Total		3-Ptr		Rebounds		PF	TP	A	TO	Bk	Stl	Min	
		FG-FGA	FG-FGA	FT-FTA	FT-FTA	Off	Def								Total
15	Simmons, Kylee	*	3-7	2-6	2-3	0	2	2	2	10	1	0	3	39	
20	Carter, Brittany	*	1-7	0-4	2-2	1	5	6	4	4	5	1	0	3	27
22	Crawford, Ivory	*	8-11	3-4	3-5	2	4	6	4	22	5	6	0	1	39
32	White, Chatrice	*	7-15	0-2	3-3	2	0	2	4	17	2	2	2	3	31
34	Grant, Jacqui	*	10-15	5-9	4-5	1	7	8	2	29	0	2	2	0	34
00	Hartwell, Sarah		0-0	0-0	0-0	0	0	0	0	0	0	0	0	0	1
02	Gleason, Taylor		0-0	0-0	0-0	0	0	0	0	0	0	0	0	0	1
03	Tuck, Taylor		2-6	1-3	1-2	0	3	3	1	6	0	1	0	1	18
05	Oden, Nita		0-0	0-0	0-0	0	0	0	0	0	0	0	0	0	1
12	McConnell, Ashley		0-0	0-0	0-0	0	0	0	0	0	0	0	0	0	1
21	Kissingner, Brooke		1-3	1-1	0-0	1	1	2	1	3	0	0	1	0	7
25	Cattenhead, Kennedy		0-0	0-0	0-0	0	0	0	0	0	0	0	0	0	1
	Team					2	0	2							
	Totals		32-64	12-29	15-20	9	22	31	18	91	22	13	5	10	200

FG % 1st Half: 17-38 44.7% 2nd half: 15-26 57.7% Game: 32-64 50.0%  
3FG % 1st Half: 7-16 43.8% 2nd half: 5-13 38.5% Game: 12-29 41.4%  
FT % 1st Half: 6-9 66.7% 2nd half: 9-11 81.8% Game: 15-20 75.0%

Penn State 76 • 3-11 (0-3)

#	Player	Total		3-Ptr		Rebounds		PF	TP	A	TO	Bk	Stl	Min	
		FG-FGA	FG-FGA	FT-FTA	FT-FTA	Off	Def								Total
01	Agee, Candice	*	1-2	0-0	2-4	0	1	1	0	4	0	0	0	13	
05	Moore, Sierra	*	6-14	0-1	2-6	3	3	6	2	14	5	4	0	2	32
10	Sevillian, Keke	*	2-3	0-1	0-0	1	2	3	4	1	2	0	1	0	36
12	Spann, Lindsey	*	8-19	2-6	2-2	1	5	6	2	20	4	3	0	2	39
44	Waldner, Tori	*	2-5	0-1	5-6	0	7	7	2	9	2	3	1	0	25
11	Harris, Alex		2-2	0-0	1-1	1	1	2	5	0	0	0	0	7	
15	Mitchell, Kalyiah		5-9	0-1	1-1	1	4	5	3	11	2	2	0	1	29
25	Whitted, Peyton		3-6	0-0	1-1	1	1	2	3	7	0	1	0	0	15
41	DeGraaf, Jenny		1-2	0-0	0-0	0	0	0	2	0	2	0	1	0	4
	Team					2	2	4			1				
	Totals		30-62	2-10	14-21	10	26	36	17	76	14	17	1	7	200

FG % 1st Half: 8-25 32.0% 2nd half: 22-37 59.5% Game: 30-62 48.4%  
3FG % 1st Half: 0-3 0.0% 2nd half: 2-7 28.6% Game: 2-10 20.0%  
FT % 1st Half: 11-18 61.1% 2nd half: 3-3 100.0% Game: 14-21 66.7%

Officials: Jesse Dickerson, Angie Englund, Mark Resch  
Technical fouls: Illinois-None. Penn State-Moore, Sierra.  
Attendance: 3933

Score by periods	1st	2nd	Total
Illinois	47	44	91
Penn State	27	49	76

Points	In	Off	2nd	Fast	Bench
PSU	34	13	5	11	25
ILL	38	13	15	16	25

Last FG - ILL 2nd-03:02, PSU 2nd-00:19.  
Largest lead - ILL by 22 2nd-03:02, PSU by 1 1st-14:35.  
ILL led for 37:46. PSU led for 00:15. Game was tied for 01:59.

### Notable

- Lindsey Spann** notched her fifth 20-point game of the season with 20 tallies. It is her fifth 20-point outing in the last seven games.
- With five assists, **Sierra Moore** moved past the 50-assist plateau at Penn State.
- Penn State lost to Illinois at the BJC for the first time since 1998.
- Illinois made 12 three-point field goals, tying for the fourth-most for an opponent in BJC history.

## Michigan 89, Penn State 53 Game #13 \* Jan. 1, 2015 \* Ann Arbor, Mich.

Penn State 53 • 3-10, 0-2

#	Player	Total		3-Ptr		Rebounds		PF	TP	A	TO	Bk	Stl	Min	
		FG-FGA	FG-FGA	FT-FTA	FT-FTA	Off	Def								Total
11	Harris, Alex	r	0-0	0-0	0-0	0	0	0	0	0	0	0	2	0	12
44	Waldner, Tori	c	2-4	0-1	0-0	4	3	7	2	4	2	0	3	1	20
05	Moore, Sierra	g	5-10	0-0	1-4	1	2	3	2	11	1	5	2	2	30
10	Sevillian, Keke	g	0-1	0-1	0-0	0	2	2	4	0	1	2	0	1	22
12	Spann, Lindsey	g	6-12	1-3	2-4	0	2	2	4	15	1	7	0	1	28
01	Agee, Candice	g	3-9	0-0	1-4	3	0	3	2	7	1	0	1	0	21
14	Brooks, Dominique	g	1-1	0-0	1-1	0	0	1	4	0	0	0	0	0	2
15	Mitchell, Kalyiah	g	3-7	0-2	3-4	1	5	6	1	9	2	2	0	0	28
25	Whitted, Peyton	g	1-6	0-2	0-0	1	2	3	1	2	1	7	0	0	24
41	DeGraaf, Jenny	f	1-5	0-2	0-0	0	2	2	2	2	0	0	1	0	13
	Team					4	1	5			1				
	Totals		22-55	1-11	8-17	14	19	33	18	53	9	24	9	8	200

FG % 1st Half: 11-29 37.9% 2nd half: 11-26 42.3% Game: 22-55 40.0%  
3FG % 1st Half: 1-5 20.0% 2nd half: 0-6 0.0% Game: 1-11 9.1%  
FT % 1st Half: 0-3 0.0% 2nd half: 8-14 57.1% Game: 8-17 47.1%

Michigan 89 • 9-4, 1-1

#	Player	Total		3-Ptr		Rebounds		PF	TP	A	TO	Bk	Stl	Min	
		FG-FGA	FG-FGA	FT-FTA	FT-FTA	Off	Def								Total
22	Goree, Cyessa	r	8-10	0-0	4-6	4	8	12	0	20	5	1	1	1	30
02	Thompson, Sierra	g	3-14	2-8	2-2	4	2	6	1	10	6	1	0	2	31
05	Smith, Shannon	g	7-12	0-2	3-4	4	1	5	3	17	6	2	0	1	28
14	Emblad, Nicole	g	4-7	0-0	0-0	2	3	5	1	8	2	4	1	1	27
20	Williams, Danielle	g	0-0	0-0	0-0	1	0	1	2	6	0	0	0	1	8
01	Ristovski, Madison	g	0-4	0-2	0-0	3	1	4	0	0	1	0	0	0	16
03	Flaherty, Katelynn	g	7-12	4-6	3-4	0	2	2	2	21	1	1	0	0	23
04	Wangler, Halle	g	0-0	0-0	0-0	0	0	0	0	0	0	0	0	0	1
11	Dunston, Jillian	g	2-3	0-0	1-3	2	0	2	1	5	1	0	0	1	11
12	Stapleton, Terra	g	3-3	0-0	0-0	1	0	1	2	6	0	1	0	0	3
15	Rakers, Paige	g	0-0	0-0	0-0	0	1	1	0	0					

## #24/23 Rutgers 71, Penn State 51 Game #16 \* Jan. 10, 2015 \* University Park, Pa.

Rutgers 71 • 12-4, 3-2

#	Player	Total		3-Ptr		Rebounds			PF	TP	A	TO	Blk	Stl	Min
		FG-FGA	FG-FGA	FT-FTA	Off	Def	Tot								
02	Copper, Kahleah	9-21	0-0	5-6	3	1	4	1	23	1	1	0	2	40	
03	Scaife, Tyler	7-17	0-2	0-0	1	2	3	1	14	3	2	1	2	28	
15	Davis, Syessence	0-4	0-2	1-2	1	2	3	2	1	8	0	0	10	35	
20	Evans, Christa	0-0	0-0	0-0	0	0	0	3	0	0	0	2	0	5	
44	Laney, Betnijah	7-15	0-0	4-4	4	5	9	2	18	3	6	0	2	40	
01	Hollivay, Rachel	2-6	0-0	0-0	4	1	5	2	4	0	1	2	3	17	
05	Parsons, Natalie	0-0	0-0	0-0	0	0	0	0	0	0	0	0	0	2	
10	Parker, Shrita	0-3	0-1	2-2	0	1	1	1	2	2	2	0	0	9	
13	Hernandez, Cynthia	1-2	1-2	2-3	0	0	0	0	5	0	0	0	0	3	
33	Alfano, Alexis	0-1	0-0	0-0	0	0	0	0	0	0	0	0	0	3	
43	Butts, Ariel	2-2	0-0	0-0	0	4	4	4	4	1	2	0	3	18	
Team						4		4							
Totals		28-71	1-7	14-17	13	20	33	16	71	18	15	5	22	200	

FG % 1st Half: 14-33 42.4% 2nd half: 14-38 36.8% Game: 28-71 39.4%  
 3FG % 1st Half: 1-3 33.3% 2nd half: 0-4 0.0% Game: 1-7 14.3%  
 FT % 1st Half: 6-9 66.7% 2nd half: 8-8 100.0% Game: 14-17 82.4%

Penn State 51 • 3-13, 0-5

#	Player	Total		3-Ptr		Rebounds			PF	TP	A	TO	Blk	Stl	Min
		FG-FGA	FG-FGA	FT-FTA	Off	Def	Tot								
01	Agee, Candice	5-7	0-0	0-0	2	4	6	4	10	2	6	1	1	29	
05	Moore, Sierra	4-13	0-1	4-5	2	2	4	1	12	3	7	1	3	38	
10	Sevillan, Keke	0-2	0-1	0-0	0	1	1	0	0	1	2	1	1	12	
12	Spann, Lindsey	6-14	2-3	4-4	0	2	2	18	2	11	0	0	31		
44	Waldner, Tori	0-0	0-0	0-0	1	7	8	4	0	2	7	2	3	27	
11	Harris, Alex	1-3	0-0	0-0	2	2	2	1	2	1	0	1	1	12	
15	Mitchell, Kaliyah	2-2	1-1	2-2	1	2	3	7	1	4	0	0	23		
25	Whitted, Peyton	1-6	0-1	0-0	3	5	8	3	2	1	0	0	20		
41	DeGraaf, Jenny	0-2	0-0	0-0	0	0	0	0	0	0	1	0	8		
Team						5		6							
Totals		19-49	3-7	10-11	10	30	40	18	51	12	38	6	9	200	

FG % 1st Half: 12-29 41.4% 2nd half: 7-20 35.0% Game: 19-49 38.8%  
 3FG % 1st Half: 3-6 50.0% 2nd half: 0-1 0.0% Game: 3-7 42.9%  
 FT % 1st Half: 2-2 100.0% 2nd half: 8-9 88.9% Game: 10-11 90.9%

Officials: Laura Morris, Denise Brooks, Angelica Sufferin  
 Technical fouls: Rutgers-None. Penn State-None.  
 Attendance: 3705

Score by periods	1st	2nd	Total
Rutgers	35	36	71
Penn State	29	22	51

	In	Off	2nd	Fast	Bench
Points	Paint	T/O	Chance	Break	
RU	24	36	14	12	15
PSU	24	4	7	8	11

Last FG - RU 2nd-00:47, PSU 2nd-04:18.  
 Largest lead - RU by 20 2nd-00:47, PSU by 2 1st-17:47.  
 RU led for 36:23. PSU led for 00:10. Game was tied for 03:04.

Score tied - 2 times.  
 Lead changed - 1 time.

### Notable

- The Lady Lions committed a season-high 38 turnovers, marking the most turnovers on record by a Penn State team since the Lady Lions had 32 turnovers against Louisville on Dec. 7, 1991.
- The Lady Lions shot a season-best 90.9 percent from the free throw stripe, marking the first time since March 1, 2014 vs. Michigan they eclipsed the 90 percent mark from the charity stripe. -
- Senior **Tori Waldner** tied her career high with three steals

## Ohio State 69, Penn State 60 Game #18 \* Jan. 18, 2015 \* Columbus, Ohio

Penn State 60 • 3-15, 0-7

#	Player	Total		3-Ptr		Rebounds			PF	TP	A	TO	Blk	Stl	Min
		FG-FGA	FG-FGA	FT-FTA	Off	Def	Tot								
15	Mitchell, Kaliyah	5-16	1-6	3-3	2	4	6	4	14	2	1	1	3	39	
44	Waldner, Tori	4-7	0-0	1-1	0	1	1	5	9	3	3	1	0	23	
01	Agee, Candice	3-6	0-0	5-8	3	8	11	4	11	2	3	4	1	31	
05	Moore, Sierra	7-15	0-1	2-5	3	6	9	4	16	5	8	1	1	40	
10	Sevillan, Keke	3-7	0-2	2-2	1	0	1	2	8	0	2	0	1	30	
11	Harris, Alex	0-1	0-0	0-0	1	5	6	2	0	0	0	0	0	12	
25	Whitted, Peyton	1-4	0-0	0-0	0	0	0	3	2	0	0	0	0	14	
41	DeGraaf, Jenny	0-3	0-0	0-0	0	0	0	0	0	0	0	1	11		
Team						5		5							
Totals		23-59	1-9	13-19	12	27	39	24	60	12	17	7	7	200	

FG % 1st Half: 12-29 41.4% 2nd half: 11-30 36.7% Game: 23-59 39.0%  
 3FG % 1st Half: 0-2 0.0% 2nd half: 1-7 14.3% Game: 1-9 11.1%  
 FT % 1st Half: 6-10 60.0% 2nd half: 7-9 77.8% Game: 13-19 68.4%

Ohio State 69 • 12-7, 4-3

#	Player	Total		3-Ptr		Rebounds			PF	TP	A	TO	Blk	Stl	Min
		FG-FGA	FG-FGA	FT-FTA	Off	Def	Tot								
02	Alexa Hart	4-13	0-0	3-7	9	6	15	1	11	0	1	3	0	31	
03	Kelsey Mitchell	7-20	5-14	2-2	0	3	3	3	21	2	5	0	0	38	
13	Cait Craft	1-2	1-2	0-0	0	3	3	3	3	2	2	0	2	29	
14	Amersy Alston	7-15	1-3	3-5	1	2	3	3	18	3	3	0	1	37	
20	Asia Doss	3-6	2-3	1-1	2	1	3	2	9	4	1	0	1	25	
01	Kalpana Beach	0-2	0-0	3-4	1	3	4	1	3	0	1	1	1	7	
21	Lisa Blair	0-1	0-0	0-0	1	1	2	2	0	0	0	3	1	6	
25	Amy Scullion	0-3	0-3	0-0	2	1	3	2	0	1	1	0	0	12	
32	Shayla Cooper	2-5	0-0	0-1	0	4	4	1	4	2	2	0	0	15	
Team						5		5							
Totals		24-67	9-25	12-20	19	26	45	18	69	14	16	7	6	200	

FG % 1st Half: 12-32 37.5% 2nd half: 12-35 34.3% Game: 24-67 35.8%  
 3FG % 1st Half: 4-15 26.7% 2nd half: 5-10 50.0% Game: 9-25 36.0%  
 FT % 1st Half: 8-11 72.7% 2nd half: 4-9 44.4% Game: 12-20 60.0%

Officials: Beverly Roberts, Mark Zentz, Sue Blauch  
 Technical fouls: Penn State-None. Ohio State-None.  
 Attendance: 6346

Score by periods	1st	2nd	Total
Penn State	30	30	60
Ohio State	36	33	69

	In	Off	2nd	Fast	Bench
Points	Paint	T/O	Chance	Break	
PSU	36	17	5	16	2
OSU	26	17	4	7	7

Last FG - PSU 2nd-02:33, OSU 2nd-02:07.  
 Largest lead - PSU by 5 1st-13:53, OSU by 16 2nd-12:16.  
 PSU led for 08:47, OSU led for 26:23. Game was tied for 04:50.

Score tied - 6 times.  
 Lead changed - 8 times.

### Notable

- Junior **Candice Agee** posted her second career double-double with 11 points and 11 rebounds.
- Agee also added four blocked shots to move into a tie for 17th on Penn State's career blocked shots list with 68 career rejections.
- Due to an illness to freshman Lindsey Moore, the Lady Lions used their seventh different starting lineup (Agee, Kaliyah Mitchell, Sierra Moore, Keke Sevillan and Tori Waldner).

## #17/15 Nebraska 73, Penn State 54 Game #17 \* Jan. 15, 2015 \* Lincoln, Neb.

Penn State 45 • 3-14, 0-6

#	Player	Total		3-Ptr		Rebounds			PF	TP	A	TO	Blk	Stl	Min
		FG-FGA	FG-FGA	FT-FTA	Off	Def	Tot								
44	Waldner, Tori	1-2	0-0	0-0	0	2	2	3	2	0	1	1	1	16	
01	Agee, Candice	6-12	0-0	1-2	4	4	8	5	13	2	7	2	1	32	
05	Moore, Sierra	4-10	0-0	1-2	0	3	3	3	9	0	4	0	2	29	
10	Sevillan, Keke	3-4	2-3	1-3	1	0	1	1	9	1	2	0	0	20	
12	Spann, Lindsey	0-3	0-2	0-0	0	2	2	0	0	1	2	0	0	19	
11	Harris, Alex	1-2	0-0	0-2	1	3	4	0	2	1	0	0	0	7	
15	Mitchell, Kaliyah	2-13	0-1	4-4	2	10	12	1	8	2	2	1	4	35	
25	Whitted, Peyton	1-4	0-1	0-0	2	2	4	2	2	2	4	0	0	22	
41	DeGraaf, Jenny	0-3	0-2	0-0	0	4	4	1	0	0	1	0	1	20	
Team						3		3							
Totals		18-53	2-9	7-13	12	31	43	16	45	9	24	4	9	200	

FG % 1st Half: 8-24 33.3% 2nd half: 10-29 34.5% Game: 18-53 34.0%  
 3FG % 1st Half: 1-4 25.0% 2nd half: 1-5 20.0% Game: 2-9 22.2%  
 FT % 1st Half: 5-6 83.3% 2nd half: 2-7 28.6% Game: 7-13 53.8%

Nebraska 73 • 13-3, 3-2

#	Player	Total		3-Ptr		Rebounds			PF	TP	A	TO	Blk	Stl	Min
		FG-FGA	FG-FGA	FT-FTA	Off	Def	Tot								
23	Cady, Emily	3-6	0-1	0-1	3	5	8	2	6	6	0	2	0	35	
01	Laudermill, Tear'a	4-15	1-8	3-4	0	5	5	1	12	1	2	0	5	29	
05	Romeo, Natalie	6-12	6-11	0-0	0	3	3	1	18	3	2	0	0	26	
11	Ramacier, Esther	0-0	0-0	0-0	0	1	1	0	0	0	0	0	0	1	
33	Theriot, Rachel	4-10	1-2	0-0	0	1	1	0	9	2	2	0	0	32	
03	Sample, Hailee	0-0	0-0	0-2	0	1	1	2	0	5	0	0	1	16	
13	Jeffery, Brandi	4-7	2-4	0-0	1	2	3	1	10	2	1	0	2	23	
22	Havers, Allie	4-6	0-0	3-4	1	4	5	3	11	1	2	1	1	23	
30</															

## Penn State 76, Northwestern 75

### Game #20 \* Jan. 25, 2015 \* University Park, Pa.

#### Northwestern 75 • 14-5, 4-4

#	Player	Total			3-Ptr			Rebounds			PF	TP	A	TO	Blk	Stl	Min
		FG	FGA	FT	FTA	Off	Def	Tot									
03	Deary, Ashley	* 3-5	1-1	6-6	1	2	3	2	13	1	2	0	3	29			
05	Cohen, Alex	* 3-8	1-2	2-4	2	2	4	5	9	2	1	1	0	31			
10	Coffey, Nia	* 4-17	0-2	2-4	5	6	11	5	10	3	1	1	2	32			
24	Inman, Christen	* 6-13	2-4	2-2	1	2	3	2	16	4	1	0	3	38			
25	Lyon, Maggie	* 6-17	5-12	3-4	0	7	7	4	20	2	1	1	1	40-			
12	Rohde, Lydia	* 0-2	0-1	0-0	0	0	0	1	0	0	0	0	0	6			
42	Roser, Karly	* 2-7	0-1	3-4	1	1	2	3	7	3	1	0	2	24			
Team				2		0		2									
Totals		24-69		9-23		18-24		12		20		32		22		75	

FG % 1st Half: 11-36 30.6% 2nd half: 13-33 39.4% Game: 24-69 34.8%  
 3FG % 1st Half: 5-13 38.5% 2nd half: 4-10 40.0% Game: 9-23 39.1%  
 FT % 1st Half: 9-12 75.0% 2nd half: 9-12 75.0% Game: 18-24 75.0%

#### Penn State 76 • 5-15, 2-7

#	Player	Total			3-Ptr			Rebounds			PF	TP	A	TO	Blk	Stl	Min
		FG	FGA	FT	FTA	Off	Def	Tot									
01	Agee, Candice	* 2-7	0-0	6-8	1	2	3	2	10	1	1	2	1	27			
05	Moore, Sierra	* 7-19	0-1	4-6	1	4	5	1	18	3	4	1	1	37			
10	Sevillan, Keke	* 3-5	1-2	0-0	0	1	1	4	7	0	0	1	2	20			
15	Mitchell, Kaliyah	* 3-6	0-2	4-4	3	12	15	2	10	4	4	0	0	38			
44	Waldner, Tori	* 0-3	0-0	0-0	1	1	2	2	0	4	1	0	0	16			
11	Harris, Alex	* 5-7	0-0	1-3	4	6	10	4	11	1	1	1	1	19			
12	Spann, Lindsey	* 3-7	1-2	2-2	0	4	4	2	9	0	5	0	0	23			
25	Whitted, Peyton	* 4-4	0-0	3-4	2	4	6	4	11	0	1	0	0	20			
Team				2		1		3									
Totals		27-58		2-7		20-27		14		35		49		21		76	

FG % 1st Half: 15-29 51.7% 2nd half: 12-29 41.4% Game: 27-58 46.6%  
 3FG % 1st Half: 2-5 40.0% 2nd half: 0-2 0.0% Game: 2-7 28.6%  
 FT % 1st Half: 9-13 69.2% 2nd half: 11-14 78.6% Game: 20-27 74.1%

Officials: Tina Napier, Michael McConnell, Doug Kinney  
 Technical fouls: Northwestern-None. Penn State-None.  
 Attendance: 3786

Score by periods	1st	2nd	Total
Northwestern	36	39	75
Penn State	41	35	76

	In	Off	2nd	Fast	Bench
Points	Paint	T/O	Chance	Break	
NU	24	18	8	6	7
PSU	46	16	13	17	31

Last FG - NU 2nd-00:32, PSU 2nd-03:34.  
 Largest lead - NU by 7 1st-13:50, PSU by 8 1st-06:45.  
 NU led for 11:37. PSU led for 25:37. Game was tied for 02:33.

#### Notable

- Penn State had five players reach double figure in the scoring column for back-to-back games for the first time since the 2010-11 season.
- Kaliyah Mitchell posted her second straight double-double with 10 points and a career-high 15 rebounds to become the first Lady Lion to post consecutive double-doubles since Nikki Greene (1/27 & 1/30/11).
- Penn State had a season-high 31 bench points vs. Northwestern, which were the most since 12/22/13.

## #22/23 Rutgers 76, Penn State 65

### Game #22 \* Feb. 1, 2015 \* Piscataway, N.J.

#### Penn State 65 • 5-18, 2-9 Big Ten

#	Player	Total			3-Ptr			Rebounds			PF	TP	A	TO	Blk	Stl	Min
		FG	FGA	FT	FTA	Off	Def	Tot									
15	Mitchell, Kaliyah	f 0-6	0-1	3-4	2	9	11	4	3	1	2	0	2	30			
44	Waldner, Tori	f 3-6	0-1	0-0	2	5	7	3	6	1	2	0	0	23			
01	Agee, Candice	c 4-10	0-0	3-5	1	7	8	5	11	2	4	1	0	26			
05	Moore, Sierra	g 5-10	0-0	2-4	2	3	5	3	12	4	3	0	0	40-			
10	Sevillan, Keke	g 0-0	0-0	0-0	0	0	0	0	0	0	0	0	0	6			
11	Harris, Alex	g 0-1	0-0	0-0	2	3	5	2	0	0	0	1	0	6			
12	Spann, Lindsey	g 5-12	3-7	3-6	0	1	1	3	16	3	4	0	1	34			
25	Whitted, Peyton	g 5-12	0-0	1-2	0	3	3	4	11	1	3	0	1	22			
41	DeGraaf, Jenny	g 2-4	0-0	2-3	0	1	1	0	6	0	0	0	0	13			
Team				3		6											
Totals		24-61		3-9		14-24		12		35		47		24		65	

FG % 1st Half: 11-29 37.9% 2nd half: 13-32 40.6% Game: 24-61 39.3%  
 3FG % 1st Half: 1-5 20.0% 2nd half: 2-4 50.0% Game: 3-9 33.3%  
 FT % 1st Half: 5-12 41.7% 2nd half: 9-12 75.0% Game: 14-24 58.3%

#### Rutgers 76 • 16-5, 7-3 Big Ten

#	Player	Total			3-Ptr			Rebounds			PF	TP	A	TO	Blk	Stl	Min
		FG	FGA	FT	FTA	Off	Def	Tot									
02	Copper, Kahleah	f 10-19	0-0	5-8	2	2	4	1	25	1	0	0	1	33			
44	Laney, Betnijah	f 3-14	0-0	10-12	3	11	14	2	16	3	1	0	0	36			
20	Evans, Christa	c 0-0	0-0	0-0	2	3	5	4	0	0	0	2	1	20			
03	Scaife, Tyler	g 9-23	0-1	3-3	1	4	5	2	21	6	5	1	1	38			
15	Davis, Syessence	g 0-1	0-1	0-0	0	1	1	3	0	2	0	0	0	25			
01	Hollivay, Rachel	g 0-2	0-0	0-2	0	3	3	2	0	0	2	1	0	11			
04	Canty, Briyona	g 0-2	0-2	4-6	0	3	3	1	4	3	1	1	1	20			
10	Parker, Shrita	g 0-0	0-0	0-0	0	0	0	0	0	0	1	0	0	1			
13	Hernandez, Cynthia	g 2-4	2-4	0-0	0	0	0	1	6	0	0	0	0	5			
43	Butts, Ariel	g 2-2	0-0	0-1	1	2	3	4	4	1	1	0	0	11			
Team				3		2		5									
Totals		26-67		2-8		22-32		12		31		43		20		76	

FG % 1st Half: 14-34 41.2% 2nd half: 12-33 36.4% Game: 26-67 38.8%  
 3FG % 1st Half: 2-5 40.0% 2nd half: 0-3 0.0% Game: 2-8 25.0%  
 FT % 1st Half: 7-12 58.3% 2nd half: 15-20 75.0% Game: 22-32 68.8%

Officials: Sue Blauch, Pualani Spurlock, Jennifer Rezac  
 Technical fouls: Penn State-None. Rutgers-None.  
 Attendance: 2931

Score by periods	1st	2nd	Total
Penn State	28	37	65
Rutgers	37	39	76

	In	Off	2nd	Fast	Bench
Points	Paint	T/O	Chance	Break	
PSU	34	10	12	8	33
RU	30	19	8	21	14

Last FG - PSU 2nd-00:43, RU 2nd-00:08.  
 Largest lead - PSU by 5 2nd-10:45, RU by 11 1st-05:27.  
 PSU led for 04:09. RU led for 32:48. Game was tied for 03:03.

#### Notable

- **Lindsey Spann** and **Tori Waldner** each surpassed the 300-point mark for their careers.
- Junior **Candice Agee** blocked one shot to move into a tie for 16th on the Penn State career list with 75th career swats. She is now level with Tyra Grant (2007-10).
- Sophomore **Sierra Moore** logged her eighth game with at least 10 points, five rebounds and four assists. She scored 12 points, pulled down five rebounds and handed out four assists.

## Minnesota 75, Penn State 64

### Game #21 \* Jan. 28, 2015 \* Minneapolis, Minn.

#### Penn State 64 • 5-16, 2-8 Big Te

#	Player	Total			3-Ptr			Rebounds			PF	TP	A	TO	Blk	Stl	Min
		FG	FGA	FT	FTA	Off	Def	Tot									
15	Mitchell, Kaliyah	f 2-8	1-4	0-0	0	4	4	4	5	2	2	0	1	29			
44	Waldner, Tori	f 3-7	0-0	3-4	2	7	9	3	9	0	2	3	1	24			
01	Agee, Candice	c 4-15	0-0	4-4	3	4	7	4	12	2	1	2	0	22			
05	Moore, Sierra	g 2-11	0-0	0-0	1	2	3	4	4	3	1	0	0	36			
10	Sevillan, Keke	g 0-0	0-0	0-0	2	2	2	2	0	2	1	0	1	11			
11	Harris, Alex	g 1-5	0-0	0-0	2	2	4	1	2	0	1	0	1	9			
12	Spann, Lindsey	g 6-16	2-7	2-2	0	1	1	3	16	5	2	0	1	32			
25	Whitted, Peyton	g 7-14	0-0	2-2	4	2	6	3	16	1	0	1	0	23			
41	DeGraaf, Jenny	g 0-3	0-0	0-0	0	2	2	0	0	0	0	0	0	14			
Team				9		4		13									
Totals		25-79		3-11		11-12		21		30		51		24		64	

FG % 1st Half: 11-39 28.2% 2nd half: 14-40 35.0% Game: 25-79 31.6%  
 3FG % 1st Half: 2-8 25.0% 2nd half: 1-3 33.3% Game: 3-11 27.3%  
 FT % 1st Half: 5-6 83.3% 2nd half: 6-6 100.0% Game: 11-12 91.7%

#### Minnesota 75 • 17-4, 6-3 Big Te

#	Player	Total			3-Ptr			Rebounds			PF	TP	A	TO	Blk	Stl	Min
		FG	FGA	FT	FTA	Off	Def	Tot									
23	Kelley, Shae	f 7-11	0-0	4-8	4	5	9	0	18	0	3	0	1	33			
32	Zahui, Amanda	c 5-13	0-1	6-6	3	10	13	3	16	1	1	12	4	30			
03	Mullaney, Shayne	g 1-2	1-2	4-4	0	4	4	0	7	12	6	0	1	35			
24	Bailey, Mikayla	g 6-19	5-17	0-0	1	5	6	3	17	3	0	1	0	38			
33	Wagner, Carlie	g 3-14	3-12	3-4	2	4	6	0	12	4	0	0	0	39			
05	Jacobs, Tory	g 0-0	0-0	0-0	0	1	1	0	0	0	2	0	1	6			
20	Hirt, Kayla	g 0-1	0-0	2-2	0	3	3	1	2	0	1	1	0	11			
22	Hedstrom, Joanna	g 1-1	1-1	0-0	0	0	0	1	3	0	0	1	0	8			
Team				1		2		1									
Totals		23-61		10-33		19-24		11		33		44		8		75	

FG % 1st Half: 11-33 33.3

# Penn State 54, Purdue 50

## Game #24 \* Feb. 8, 2015 \* West Lafayette, Ind.

**Penn State 54 • 6-18/3-10**

#	Player	Total			3-Ptr			Rebounds			PF	TP	A	TO	Blk	Stl	Min
		FG-FGA	FG-FGA	FT-FTA	FG-FGA	FG-FGA	FT-FTA	Off	Def	Tot							
15	Mitchell, Kaliyah	1-8	0-1	4-7	1	11	12	4	6	3	2	1	2	35			
25	Whitted, Peyton	2-3	0-0	1-2	1	2	3	3	5	0	2	0	0	18			
44	Waldner, Tori	2-6	0-0	0-0	2	2	4	1	4	2	0	0	0	29			
10	Moore, Sierra	3-11	0-0	2-4	2	4	6	1	8	2	5	0	0	27			
5	Sevillian, Keke	3-3	2-2	2-2	0	0	0	2	10	1	3	0	0	21			
11	Harris, Alex	0-3	0-0	1-2	2	11	13	4	1	2	3	4	0	23			
12	Spann, Lindsey	6-15	4-7	0-0	0	0	0	0	16	2	3	0	1	34			
41	DeGraaf, Jenny	2-3	0-1	0-0	0	2	2	1	4	1	1	0	1	13			
Team					1			1									
Totals		19-52	6-11	10-17	9	33	42	16	54	13	19	5	4	200			

FG % 1st Half: 7-22 31.8% 2nd half: 12-30 40.0% Game: 19-52 36.5% Deadball Rebounds 2,3  
 3FG % 1st Half: 2-4 50.0% 2nd half: 4-7 57.1% Game: 6-11 54.5%  
 FT % 1st Half: 1-2 50.0% 2nd half: 9-15 60.0% Game: 10-17 58.8%

**Purdue University 50 • 10-13/3-9**

#	Player	Total			3-Ptr			Rebounds			PF	TP	A	TO	Blk	Stl	Min
		FG-FGA	FG-FGA	FT-FTA	FG-FGA	FG-FGA	FT-FTA	Off	Def	Tot							
23	Clemons, Liza	4-8	0-0	4-6	4	5	9	4	12	2	2	1	0	32			
32	Bays, Whitney	2-7	0-0	3-5	3	9	12	1	7	3	3	1	3	38			
13	Perry, Bridget	2-13	0-1	2-4	5	3	8	6	6	3	2	0	1	28			
24	Keys, Andrea	4-7	0-2	1-3	0	3	3	0	9	0	3	0	2	23			
25	Wilson, April	3-11	2-8	1-2	0	3	3	2	9	3	1	0	1	35			
01	Morrisette, Ashley	2-12	1-6	0-0	2	1	3	1	5	3	0	0	1	26			
10	Hamby, Hayden	0-1	0-1	0-0	1	1	2	0	0	1	0	0	0	8			
21	Moore, Erica	0-0	0-0	0-0	0	0	0	2	0	0	0	1	1	2			
22	Horrocks, Bree	1-3	0-0	0-0	0	2	2	1	2	0	0	0	0	8			
Team					0			1									
Totals		18-62	3-18	11-20	15	28	43	16	50	14	12	3	9	200			

FG % 1st Half: 8-34 23.5% 2nd half: 10-28 35.7% Game: 18-62 29.0% Deadball Rebounds 2,1  
 3FG % 1st Half: 1-10 10.0% 2nd half: 2-8 25.0% Game: 3-18 16.7%  
 FT % 1st Half: 3-4 75.0% 2nd half: 8-16 50.0% Game: 11-20 55.0%

Officials: Cameron Inouye, Rod Creech, John Whitson  
 Technical fouls: Penn State-None, Purdue University-None.  
 Attendance: 6861

Score by periods	1st	2nd	Total
Penn State	17	37	54
Purdue University	20	30	50

	Points	In	Off	2nd	Fast	Bench
	PSU	Point	T/O	Chance	Break	
PUR	16	9	3	4	4	7

Last FG - PSU 2nd-01:39, PUR 2nd-00:24.  
 Largest lead - PSU by 4 2nd-00:58, PUR by 7 1st-12:08.  
 PSU led for 06:26, PUR led for 27:13. Game was tied for 05:58.  
 Score tied - 3 times.  
 Lead changed - 5 times.

### Notable

- Freshman **Lindsey Spann** moved into the Top 10 of Penn State's freshman season scoring list, passing Kahadeejah Herbert for 10th place.
- Sophomore **Keke Sevillian** scored a career-high 10 points on her 20th birthday, connecting on all three of her field goals - including two three-pointers - and made both of her free throw attempts.
- Sophomore **Alex Harris** set career highs with 13 rebounds and four blocked shots.

# Minnesota 85, Penn State 77

## Game #26 \* Feb. 15, 2015 \* University Park, Pa.

**Minnesota 85 • 20-6, 9-5**

#	Player	Total			3-Ptr			Rebounds			PF	TP	A	TO	Blk	Stl	Min
		FG-FGA	FG-FGA	FT-FTA	FG-FGA	FG-FGA	FT-FTA	Off	Def	Tot							
03	Mullaney, Shayne	6-11	5-6	1-2	0	1	1	2	18	8	3	0	1	39			
23	Kelley, Shae	8-19	0-0	7-9	2	6	8	1	23	5	2	3	1	38			
24	Bailey, Mikayla	4-5	3-4	0-0	1	2	3	3	11	0	1	0	0	30			
32	Zahui, Amanda	3-9	0-1	2-4	1	11	12	5	8	0	0	3	2	30			
33	Wagner, Carlie	6-15	4-11	1-2	1	4	5	0	17	2	1	1	2	39			
02	McDaniel, Stabresa	0-3	0-0	2-2	1	0	0	0	2	1	2	0	0	11			
05	Jacobs, Tory	0-0	0-0	0-0	0	0	0	0	0	0	1	0	0	1			
20	Hirt, Kayla	1-3	0-0	4-5	4	2	6	1	6	3	1	0	0	10			
22	Hedstrom, Joanna	0-0	0-0	0-0	0	0	0	0	0	0	0	0	0	2			
Team					2			3									
Totals		28-65	12-22	17-24	12	29	41	12	85	19	12	7	6	200			

FG % 1st Half: 9-24 37.5% 2nd half: 19-41 46.3% Game: 28-65 43.1% Deadball Rebounds 2  
 3FG % 1st Half: 4-10 40.0% 2nd half: 8-12 66.7% Game: 12-22 54.5%  
 FT % 1st Half: 11-15 73.3% 2nd half: 6-9 66.7% Game: 17-24 70.8%

**Penn State 77 • 6-20, 3-12**

#	Player	Total			3-Ptr			Rebounds			PF	TP	A	TO	Blk	Stl	Min
		FG-FGA	FG-FGA	FT-FTA	FG-FGA	FG-FGA	FT-FTA	Off	Def	Tot							
01	Agee, Candice	5-10	0-0	0-3	4	5	9	4	10	2	1	1	1	17			
05	Moore, Sierra	8-14	0-0	1-2	1	5	6	0	17	8	0	0	0	39			
10	Sevillian, Keke	2-5	1-3	0-0	0	1	1	2	5	0	0	0	1	18			
15	Mitchell, Kaliyah	5-8	1-2	0-0	1	5	6	4	11	4	4	0	0	31			
44	Waldner, Tori	7-14	0-0	2-2	4	4	8	3	16	4	4	2	0	31			
11	Harris, Alex	1-2	0-0	0-0	0	4	4	1	2	0	1	0	0	12			
12	Spann, Lindsey	2-8	2-5	0-0	0	2	2	0	6	2	0	0	1	24			
25	Whitted, Peyton	3-6	0-1	1-2	1	2	3	3	7	1	2	1	0	12			
41	DeGraaf, Jenny	1-7	0-3	1-1	0	0	0	1	3	1	0	0	0	16			
Team					3			2									
Totals		34-74	4-14	5-10	14	30	44	18	77	22	12	4	3	200			

FG % 1st Half: 13-38 34.2% 2nd half: 21-36 58.3% Game: 34-74 45.9% Deadball Rebounds 2  
 3FG % 1st Half: 2-7 28.6% 2nd half: 2-7 28.6% Game: 4-14 28.6%  
 FT % 1st Half: 0-0 0.0% 2nd half: 5-10 50.0% Game: 5-10 50.0%

Officials: Gina Cross, Michael McConnell, Amy Bonner  
 Technical fouls: Minnesota-None, Penn State-None.  
 Attendance: 4462

Score by periods	1st	2nd	Total
Minnesota	33	52	85
Penn State	28	49	77

	Points	In	Off	2nd	Fast	Bench
	MINN	Point	T/O	Chance	Break	
PSU	46	22	16	14	9	8

Last FG - MINN 2nd-00:54, PSU 2nd-00:22.  
 Largest lead - MINN by 11 2nd-03:38, PSU by 1 1st-16:10.  
 MINN led for 37:56, PSU led for 00:47. Game was tied for 00:40.  
 Score tied - 2 times.  
 Lead changed - 6 times.

### Notable

- Senior **Tori Waldner** scored a career-high 16 points against Minnesota, including a career-best seven made field goals. Waldner's previous best was 14 points vs. Northwestern on Feb. 20, 2014.
- The Lady Lions handed out a season-high 22 assists. They are the most assists since dishing out 22 at Purdue on Jan. 20, 2014.
- Sierra Moore** dished out a career-high eight assists, the most by a Penn State player this season.

# Michigan State 74, Penn State 67

## Game #25 \* Feb. 11, 2015 \* University Park, Pa.

**Michigan State 74 • 12-13, 4-10**

#	Player	Total			3-Ptr			Rebounds			PF	TP	A	TO	Blk	Stl	Min
		FG-FGA	FG-FGA	FT-FTA	FG-FGA	FG-FGA	FT-FTA	Off	Def	Tot							
01	Jankoska, Tori	6-13	2-4	4-9	3	8	11	0	18	7	1	0	0	40			
02	Miller, Cara	1-4	0-3	0-0	1	3	4	2	2	1	0	1	0	20			
23	Powers, Aerial	9-24	3-8	5-8	1	8	9	4	26	2	5	3	2	37			
24	Dussert, Lexi	2-5	0-2	0-0	0	0	0	0	5	4	0	2	0	13			
52	Mills, Becca	2-6	0-1	1-1	1	5	6	4	5	2	0	1	0	32			
14	Morrissey, Anna	3-6	3-5	2-2	0	3	3	1	11	3	2	0	1	30			
55	Johnson, Kennedy	4-8	0-0	0-0	2	1	3	4	8	1	0	1	1	28			
Team					1			2									
Totals		27-66	8-23	12-20	9	29	38	20	74	16	10	6	4	200			

FG % 1st Half: 18-38 47.4% 2nd half: 9-28 32.1% Game: 27-66 40.9% Deadball Rebounds 4  
 3FG % 1st Half: 6-15 40.0% 2nd half: 2-8 25.0% Game: 8-23 34.8%  
 FT % 1st Half: 1-1 100.0% 2nd half: 11-19 57.9% Game: 12-20 60.0%

**Penn State 67 • 6-19, 3-11**

#	Player	Total			3-Ptr			Rebounds			PF	TP	A	TO	Blk	Stl	Min
		FG-FGA	FG-FGA	FT-FTA	FG-FGA	FG-FGA	FT-FTA	Off	Def	Tot							
05	Moore, Sierra	4-8	0-0	2-5	2	2	4	5	10	6	4	0	4	32			
10	Sevillian, Keke	3-3	1-1	0-2	1	0	1	3	7	2	0	0	0	23			
15	Mitchell, Kaliyah	4-10	1-1	4-5	2	4	6	2	13	1	2	0	1	33			
25	Whitted, Peyton	0-1	0-0	0-0	0	5	5	1	0	1	1	0	0	15			
44	Waldner, Tori	2-4	0-0	2-2	0	0	0	4	6	0	4	0	0	15			
01	Agee, Candice	5-10	0-0	0-2	1	4	5	3	10	0	2	3	1	21			
11	Harris, Alex	2-4	0-0	0-0	1	6	7	0	4	2	1	1	0	24			
12	Spann, Lindsey	5-19	1-5	2-4	1	6	7	4	13	7	0	0	1	28			
41	DeGraaf, Jenny	2-3	0-0	0-0	0	4	4	0	4	1	0	0	0	9			
Team					2			3									
Totals		27-62	3-7	10-20	10	34	44	22	67	19	16	4	7	200			

FG % 1st Half: 15-30 50.0% 2nd half: 12-32 37.5% Game: 27-62 43.5% Deadball Rebounds 6  
 3FG % 1st Half: 1-2 50.0% 2nd half: 2-5 40.0% Game: 3-7 42.9%  
 FT % 1st Half: 1-2 50.0% 2nd half: 9-18 50.0% Game: 10-20 50.0%

Officials: Bob Trammell, Denise Brooks, Joe Vaszily  
 Technical fouls: Michigan State-None, Penn State-None.  
 Attendance: 3319

Score by periods	1st	2nd	Total
Michigan State	43	31	74
Penn State	32	35	67

	Points	In	Off	2nd	Fast	Bench
	MSU	Point	T/O	Chance	Break	
PSU	20	12	6	6	17	31

Last FG - MSU 2nd-04:59, PSU 2nd-00:06.  
 Largest lead - MSU by 14 2nd-17:27, PSU by 1 1st-19:21.  
 MSU led for 37:49, PSU led for 00:45. Game was tied for 00:57.  
 Score tied - 1 time.  
 Lead changed - 3 times.

### Notable

- Junior **Candice Agee** scored 10 points to push her career total over the 400 point mark.
- Freshman **Lindsey Spann** moved up No. 8 on the freshman single season scoring list with 13 points vs. Michigan State.
- Penn State put four players in double figure for the seventh time this season, with Spann (13), Mitchell (13), Moore (10) and Agee (10) all logging at least 10 points.



## Ohio State 88, Penn State 70

### Game #28 \* Feb. 26, 2015 \* University Park, Pa.

Ohio State 88 • 20-9, 12-5

##	Player	Total			3-Ptr			Rebounds			PF	TP	A	TO	Blk	Stl	Min
		FG-FGA	FG-FGA	FT-FTA	FG-FGA	FG-FGA	FT-FTA	Off	Def	Tot							
03	Kelsey Mitchell	* 6-19	3-10	3-4	0	3	3	2	18	6	5	0	2	33			
13	Cait Craft	* 4-7	4-6	0-0	0	4	4	3	12	3	1	0	1	29			
14	Ameryst Alston	* 8-16	4-9	3-4	2	1	3	1	23	7	0	0	1	38			
20	Asia Doss	* 3-8	0-3	1-3	1	2	3	2	7	4	1	0	1	29			
22	Alexa Hart	* 4-9	0-0	2-3	3	4	7	3	10	0	3	3	1	26			
21	Lisa Blair	* 1-1	0-0	0-0	1	2	3	3	2	0	1	3	3	18			
32	Shayla Cooper	* 8-13	0-0	0-1	1	5	6	3	16	0	0	0	3	27			
	Team				4	2	6										
Totals		34-73	11-28	9-15	12	23	35	17	88	20	11	6	12	200			

FG % 1st Half: 14-38 36.8% 2nd half: 20-35 57.1% Game: 34-73 46.6% Deadball Rebounds 2  
 3FG % 1st Half: 3-13 23.1% 2nd half: 8-15 53.3% Game: 11-28 39.3%  
 FT % 1st Half: 5-9 55.6% 2nd half: 4-6 66.7% Game: 9-15 60.0%

Penn State 70 • 6-22, 3-14

##	Player	Total			3-Ptr			Rebounds			PF	TP	A	TO	Blk	Stl	Min
		FG-FGA	FG-FGA	FT-FTA	FG-FGA	FG-FGA	FT-FTA	Off	Def	Tot							
01	Agee, Candice	* 5-11	0-0	5-7	1	9	10	3	15	2	3	2	0	26			
05	Moore, Sierra	* 8-15	0-0	2-4	2	0	2	1	18	4	4	1	1	39			
10	Sevillian, Keke	* 1-4	0-1	0-0	0	2	2	1	2	2	1	0	0	24			
15	Mitchell, Kaliyah	* 4-9	0-2	1-1	2	5	7	2	9	0	2	0	1	37			
44	Waldner, Tori	* 3-6	0-0	4-4	3	3	6	3	10	3	4	0	1	28			
11	Harris, Alex	* 0-1	0-0	4-4	1	6	7	2	4	1	2	0	0	10			
12	Spann, Lindsey	* 3-9	2-4	0-0	1	0	1	0	8	1	5	0	0	18			
25	Whitted, Peyton	* 1-4	0-0	0-0	1	2	3	2	0	0	0	1	0	12			
41	DeGraaf, Jenny	* 1-1	0-0	0-0	0	0	0	1	2	1	1	0	0	6			
	Team				2	4	6										
Totals		26-60	2-7	16-20	13	31	44	15	70	14	23	4	3	200			

FG % 1st Half: 13-33 39.4% 2nd half: 13-27 48.1% Game: 26-60 43.3% Deadball Rebounds 2  
 3FG % 1st Half: 1-4 25.0% 2nd half: 1-3 33.3% Game: 2-7 28.6%  
 FT % 1st Half: 3-4 75.0% 2nd half: 13-16 81.3% Game: 16-20 80.0%

Officials: Bob Trammel, Laura Morris, Fatou Cissolco-Stephens  
 Technical fouls: Ohio State-None. Penn State-None.  
 Attendance: 3529

Score by periods	1st	2nd	Total
Ohio State	36	52	88
Penn State	30	40	70

Last FG - OSU 2nd-01:20, PSU 2nd-00:29.  
 Largest lead - OSU by 22 2nd-01:20, PSU by 2 1st-19:28.  
 OSU led for 30:02, PSU led for 04:25. Game was tied for 05:11.

Points	In	Off	2nd	Fast	Bench
OSU	38	35	12	10	18
PSU	36	12	10	20	16

Score tied - 8 times.  
 Lead changed - 9 times.

#### Notable

- Junior **Candice Agee** posted her third double-double of the season and second against Ohio State with 15 points and 10 rebounds.
- The Lady Lions have blocked at least four shots in each of their last 14 games and for the 23rd time in 28 games this season. The last time Penn State didn't register at least four blocks in a game was vs. Illinois on Jan. 4, 2015.

## Wisconsin 62, Penn State 56

### Game #29 \* Mar. 1, 2015 \* University Park, Pa.

Wisconsin 62 • 9-19, 5-13

##	Player	Total			3-Ptr			Rebounds			PF	TP	A	TO	Blk	Stl	Min
		FG-FGA	FG-FGA	FT-FTA	FG-FGA	FG-FGA	FT-FTA	Off	Def	Tot							
01	Whyte, Dakota	* 2-8	0-3	4-8	0	3	3	1	8	4	1	0	2	37			
04	Bauman, Nicole	* 8-13	6-9	0-0	0	2	2	2	22	3	0	0	2	36			
22	Cichy, Tessa	* 6-15	0-2	7-8	2	4	6	2	19	1	4	0	1	40			
35	Gulczynski, Jacki	* 2-5	1-3	0-0	0	2	2	3	5	2	2	2	2	35			
43	Rochel, Cassie	* 2-6	0-0	0-0	5	5	10	3	4	0	0	3	0	23			
03	Brown, AnnMarie	* 1-2	0-0	0-0	0	3	3	0	2	0	0	0	0	13			
23	McMorris, Cayla	* 0-0	0-0	0-0	0	1	1	0	0	0	0	0	0	8			
24	Johnson, Malayna	* 1-3	0-0	0-0	1	1	2	0	2	0	1	1	0	8			
	Team				0	1	1										
Totals		22-52	7-17	11-16	8	22	30	11	62	10	9	6	7	200			

FG % 1st Half: 15-27 55.6% 2nd half: 7-25 28.0% Game: 22-52 42.3% Deadball Rebounds 2  
 3FG % 1st Half: 5-10 50.0% 2nd half: 2-7 28.6% Game: 7-17 41.2%  
 FT % 1st Half: 1-2 50.0% 2nd half: 10-14 71.4% Game: 11-16 68.8%

Penn State 56 • 6-23, 3-15

##	Player	Total			3-Ptr			Rebounds			PF	TP	A	TO	Blk	Stl	Min
		FG-FGA	FG-FGA	FT-FTA	FG-FGA	FG-FGA	FT-FTA	Off	Def	Tot							
01	Agee, Candice	* 3-9	0-0	0-1	2	0	2	0	6	1	1	0	0	20			
05	Moore, Sierra	* 7-18	0-0	3-5	9	5	14	1	17	4	3	1	0	38			
10	Sevillian, Keke	* 0-5	0-3	0-0	1	2	3	1	0	1	2	0	0	31			
15	Mitchell, Kaliyah	* 4-8	0-0	0-0	3	3	6	5	8	4	1	1	1	34			
44	Waldner, Tori	* 6-9	0-0	0-3	1	3	4	3	12	0	3	0	2	27			
11	Harris, Alex	* 0-0	0-0	0-0	0	0	0	2	0	2	0	0	0	2			
12	Spann, Lindsey	* 0-0	0-0	0-0	0	1	1	1	0	0	2	0	1	12			
25	Whitted, Peyton	* 1-7	0-1	2-2	3	2	5	0	4	1	2	0	0	11			
34	Dincher, Molly	* 0-0	0-0	0-0	0	0	0	0	0	0	0	0	0	0+			
41	DeGraaf, Jenny	* 3-8	1-3	2-2	0	7	7	1	9	1	0	0	1	25			
	Team				3	2	5										
Totals		24-64	1-7	7-13	22	25	47	14	56	12	16	2	5	200			

FG % 1st Half: 12-31 38.7% 2nd half: 12-33 36.4% Game: 24-64 37.5% Deadball Rebounds 2  
 3FG % 1st Half: 0-3 0.0% 2nd half: 1-4 25.0% Game: 1-7 14.3%  
 FT % 1st Half: 2-5 40.0% 2nd half: 5-8 62.5% Game: 7-13 53.8%

Officials: Amy Bonner, Bob Enterline, Pualani Spurlock  
 Technical fouls: Wisconsin-None. Penn State-None.  
 Attendance: 9270

Score by periods	1st	2nd	Total
Wisconsin	36	26	62
Penn State	26	30	56

Last FG - WIS 2nd-02:18, PSU 2nd-00:40.  
 Largest lead - WIS by 16 1st-01:35, PSU by 2 1st-19:39.  
 WIS led for 36:11, PSU led for 03:19. Game was tied for 00:30.

Points	In	Off	2nd	Fast	Bench
WIS	36	26	6	4	4
PSU	36	9	18	6	13

Score tied - 1 time.  
 Lead changed - 5 times.

#### Notable

- Sierra Moore** posted her third career double-double with 17 points and a career-high 14 rebounds.
- Senior **Tori Waldner** completed her home career with 12 points; making it the third time in the last four games Waldner hit double digits.
- The Lady Lions had 730 breast cancer survivors registered, but due to inclement weather only had 657 survivors on hand to be honored at halftime.





# #1 Candice Agee

Jr. \* C \* 6-6 \* Victorville, Calif./Silverado

### Highlights:

- Ranks tied for 13th in Penn State history in blocked shots (87).
- Has three double-doubles on the season.
- Blocked at least one shot in 12 straight appearances From Jan. 6 at Wisconsin until going without a rejection on March 1 vs. the Badgers.

### 14-15 GAME-BY-GAME

OPPONENT	Min.	FG	3FG	FT	O-D-R	PF	A	TO	B	S	Pts
TOWSON	18	3-6	0-0	3-6	4-5-9	1	0	0	0	0	9
ALBANY	19	1-6	0-0	0-0	1-4-5	4	2	1	3	2	4
SETON HALL	17	9-15	0-0	3-6	3-2-5	4	1	1	2	2	21
ST. BONA	24	4-8	0-0	0-0	1-3-4	3	2	3	2	1	8
vs. Liberty	22	2-4	0-0	2-4	2-3-5	1	0	2	4	1	6
vs. Samford	2	0-1	0-0	0-0	0-0-0	0	0	1	0	0	0
at Syracuse	28	4-8	0-0	0-0	1-8-9	2	0	1	2	1	8
WAGNER	23	4-7	0-0	1-3	2-2-4	3	1	3	1	1	9
at Hartford	26	8-13	0-0	4-6	4-4-8	1	1	5	1	0	20
RIDER	24	9-13	0-0	1-2	6-3-9	3	1	2	5	1	19
USF	33	8-10	0-0	5-9	2-9-11	3	1	1	4	0	21
at Iowa	9	4-5	0-0	1-2	1-0-1	2	0	1	0	1	9
at Michigan	21	3-9	0-0	1-4	3-0-3	2	1	0	1	0	7
ILLINOIS	13	1-2	0-0	2-4	0-1-1	0	0	0	0	0	4
at Wisconsin	31	4-11	0-0	1-2	3-4-7	2	1	4	2	2	9
RUTGERS	29	5-7	0-0	0-0	2-4-6	4	2	6	1	1	10
at Nebraska	32	6-12	0-0	1-2	4-4-8	5	2	7	2	1	13
at Ohio State	31	3-6	0-0	5-8	3-8-11	4	2	3	4	1	11
INDIANA	32	6-14	0-0	1-2	2-4-6	4	4	2	2	4	13
N'WESTERN	27	2-7	0-0	6-8	1-2-3	2	1	1	2	1	10
at Minnesota	22	4-15	0-0	4-4	3-4-7	4	2	1	2	0	12
at Rutgers	26	4-10	0-0	3-5	1-7-8	5	2	4	1	0	11
MARYLAND	24	5-6	0-0	0-0	3-3-6	2	0	3	2	1	10
at Purdue	DNP										
MICHIGAN ST.	21	5-10	0-0	0-2	1-4-5	3	0	2	3	1	10
MINNESOTA	17	5-10	0-0	0-3	4-5-9	4	2	1	1	1	10
at Maryland	29	5-9	0-0	0-4	2-7-9	3	0	2	4	3	10
OHIO STATE	26	5-11	0-0	5-7	1-9-10	3	2	3	2	0	15
WISCONSIN	20	3-9	0-0	0-1	2-0-2	0	1	1	0	0	6

- Made her first start of the season and fourth of her career versus Seton Hall ( 1/22).
- Reached the 200 career point plateau (at Syracuse; 12/4), moved past the 300 career point mark (at Wisconsin; 1/6) and eclipsed 400 career points (Michigan State; 2/11) this season.
- Grabbed her 200th career rebound at Wisconsin on Jan. 6, 2015.
- Posted her first career double-double with a career-high 11 rebounds and a career-best-tying 21 points vs. USF (12/21). Added her second double-double at Ohio State with 11 points and 11 rebounds.
- Has 14 games with at least 10 points and five rebounds this season

### 2014-15 Season Notes:

- Posted her third double-double of the season and second of the year against Ohio State with 15 points and 10 rebounds against the Buckeyes (2/26).
- Needed one rebound for a double-double at Maryland (2/23) and ended the game with 10 points and nine rebounds. She also added four blocked shots vs. the Terrapins.
- Narrowly missed a double-double vs. Minnesota (2/15) with 10 points and nine rebounds in just 17 minutes.
- Pulled in five rebounds, blocked three shots and scored 10 points to push her over the 400 career point mark vs. Michigan State (2/11).
- Had 10 points to go along with six rebounds and two blocked shots vs. Maryland (2/5)
- Scored 11 points and pulled in three rebounds at Rutgers (2/1).
- Chipped in 12 points and seven rebounds at Minnesota (1/28) and added two blocked shots and two assists.
- Had 10 points and three rebounds vs. Northwestern (1/25), connecting on a career-high six free throws on eight attempts.
- Scored 13 points to go along with a career-high four assists and four steals vs. Indiana (1/22).
- Collected her second double-double at Ohio State (1/18) with 11 points and a career-high-tying 11 rebounds. She also added two assists and blocked four shots.
- Led the team with 13 points and pulled down eight rebounds to go along with a two assists and two blocked shots at Nebraska (1/15).
- Tallied 10 points and grabbed six rebounds, with one blocked shot and two assists, vs. Rutgers (1/10).
- Grabbed seven rebounds and scored nine points to reach the 200 career rebound and 300 career point marks at Wisconsin (1/6). She also swatted two shots and equaled a then-career-high with two steals vs. the Badgers.
- Connected on 4-of-5 field goal attempts to tally nine points at Iowa (12/28) in the Big Ten opener.
- Became the fifth Lady Lion to collect their first career double-double vs. USF (12/21) with a career-high-tying 21 points and a personal-best 11 rebounds. She also set new career marks in minutes played (33) and free throws made (5) and attempted (9).
- Contributed 19 points, tied her then-career-high with nine rebounds and blocked career-high five shots vs. Rider (12/14). She also tied her career-high with nine made field goals.
- Logged her second career 20-point game at Hartford (12/10), connecting on 8-of-13 shots from the field, and pulled down eight rebounds
- Scored eight points on 4-of-8 shooting to reach the 200 career point mark at Syracuse (12/4) in the ACC/Big Ten Challenge. She added nine rebounds and blocked two shots vs. the Orange.
- Notched a then-career-high four blocks to go along with six points and five rebounds vs. Liberty (11/28).
- Had eight points, four rebounds and two blocks against St. Bonaventure (11/25).
- Went 9-for-15 from the field en route to a career-high 21 points with five rebounds, two blocks and two steals in just 17 minutes against Seton Hall (11/22).
- Blocked three shots and had two steals against Albany (11/16).
- Nearly posted a double-double with nine points and nine rebounds, which tied her then-career high, in the season-opening win over Towson (11/14).

### AGEE'S CAREER/SEASON HIGHS

	SEASON HIGHS	CAREER HIGHS
Points	21 vs. USF (12/21/14) 21 vs. Seton Hall (11/22/14)	21 vs. USF (12/21/14) 21 vs. Seton Hall (11/22/14)
Rebs.	11 at Ohio State (1/18/15) 11 vs. USF (12/21/14)	11 at Ohio State (1/18/15) 11 vs. USF (12/21/14)
Assists	4 vs. Indiana (1/22/15)	4 vs. Indiana (1/22/15)
Steals	4 vs. Indiana (1/22/15)	4 vs. Indiana (1/22/15)
Blocks	5 vs. Rider (12/14/14)	5 vs. Rider (12/14/14)
Minutes	33 vs. USF (12/21/14)	33 vs. USF (12/21/14)
FGM	9 vs. Rider (12/14/14) 9 vs. Seton Hall (11/22/14)	9 vs. Rider (12/14/14) 9 vs. Seton Hall (11/22/14)
FGA	15 at Minnesota (1/28/15) 15 vs. Seton Hall (11/22/14)	15 at Minnesota (1/28/15) 15 vs. Seton Hall (11/22/14)
3FGM	n/a	n/a
3FGA	n/a	n/a
FTM	6 vs. Northwestern (1/25/15)	6 vs. Northwestern (1/25/15)
FTA	9 vs. USF (12/21/14)	9 vs. USF (12/21/14)


### AGEE'S MISCELLANEOUS STATS

Category	Season	Career	Last Time
Double Figure Scoring	17	17	15 vs. Ohio State (2/26/15)
20-point games	3	3	21 vs. USF (12/21/14)
Double Figure Rebounds	3	3	10 vs. Ohio State (2/26/15)
5-plus Rebounds	20	27	10 vs. Ohio State (2/26/15)
5-plus Assists	n/a	n/a	
3-plus Blocks	7	8	4 at Maryland (2/23/15)
Double-Doubles	3	3	15p, 10r vs. Ohio State (2/26/15)

### AGEE'S CAREER STATS

Year	GP-GS	MIN	FG-A	PCT	3FG-A	PCT	FT-A	PCT	REB	AVG	PF-O	A	TO	B	S	PTS	AVG
2012-13	26-0	204	20-54	.370	0-0	.000	11-20	.550	17-31-48	1.8	33-0	2	13	13	4	51	2.0
2013-14	32-3	330	34-84	.405	0-0	.000	31-61	.508	31-43-74	2.3	54-1	8	28	21	4	99	3.1
2014-15	28-23	646	122-244	.500	0-0	.000	49-94	.521	62-109-171	6.1	74-2	31	61	53	26	293	10.5
<b>TOTAL</b>	<b>86-26</b>	<b>1180</b>	<b>176-382</b>	<b>.461</b>	<b>0-0</b>	<b>.000</b>	<b>91-175</b>	<b>.520</b>	<b>110-183-293</b>	<b>3.4</b>	<b>161-3</b>	<b>41</b>	<b>102</b>	<b>87</b>	<b>34</b>	<b>443</b>	<b>5.2</b>





# #3 Brianna Banks

RS-Sr. \* G \* 5-9 \* Newnan, Ga./Fayette County (Connecticut)

## 2014-15 Season:

- Will sit out the 2014-15 season due to NCAA Transfer Rules after transferring from Connecticut.
- Has one year of eligibility remaining.

## 2013-14 Season (at Connecticut):

- Started eight-straight games (November 20 - December 22).
- Dished out five assists to go with four points and three steals against UCF (2/19)
- Notched three steals to compliment four points, three assists and five rebounds at Cincinnati (2/1)
- Registered seven points three assists and three steals at UCF (1/1).
- Connected on three of her four shots from the field en route to eight points, five rebounds, four assists and three steals against UC Davis (12/5)
- Had a season-high 12 points with a career-best seven rebounds in the win over Ohio State (12/1).
- Was 4-for-5 from the field, including 3-for-3 from three-point range, on the way to 12 points against Monmouth ( 1/23).
- Chipped in with 10 points on 4-6 shooting in a season-high 31-minutes of action against Oregon (11/20).
- Had nine points and three rebounds at #8/7 Maryland (11/15).

## 2012-13 Season (at Connecticut):

- Finished sixth on the team in scoring (7.3).
- Had 12 points to go along with four rebounds at Marquette (1/12).
- Tallied 18 points on 8-of-13 shooting and pulled in six rebounds against Oakland (12/19).
- Registered 10 points and two steals against #10/10 Penn State (12/6).
- Connected on three of her four three-point attempts en route to 11 points against #9/10 Maryland (12/3).
- Had a career-high 20 points thanks to a 6-for-10 shooting night, including a 4-for-5 effort from beyond the arc, against Colgate (11/28).
- Had a balanced statistical night with 12 points, six assists, two rebounds and a steal with only one turnover in 20 minutes against Wake Forest (11/22).
- Opened the season with a perfect 5-for-5 shooting night for 10 points against Charleston (11/11).

## 2011-12 Season (at Connecticut):

- Shot 50.5 percent from the field
- Hit on all three of her shots from the field en route to eight points with four assists and two steals at Marquette (2/25)
- Was 5-for-5 from the field and finished with 12 points, two rebounds and two steals against Fairfield (12/2)
- Collected 17 points via a 7-for-10 shooting effort and 3-for-3 night at the free throw line against Fairleigh Dickinson (11/25).
- Tallied 12 points thanks to a 5-for-7 shooting night against Pacific ( 1/15).

## High School:

- Averaged 16.2 points, 5.5 rebounds, 5.1 assists and 5.0 steals per game in her final season at Fayette County High School, which ended in a State Championship
- Honored as a 2011 McDonald's All-American and WBCA Honorable Mention All-American in addition to being named "Miss Basketball" in the state of Georgia.
- Honored as the Fayette County Player of the Year by the *Fayette County News* and selected to the All-State first team in 20 1.
- Led the West Team with 17 points on 7-of-12 shooting in the 2011 McDonald's All-American Game.
- Was a second team All-State selection and the Coweta County Player of the year during her junior season.
- Rated as the No. 24 overall recruit by ESPN Hoopguriz and the No. 15 overall prospect by the All-Star Girls Report.
- Tabbed as the No. 11 recruit nationally by Blue Star.
- Honored as a first team All-Metro selection by the *Atlanta Journal-Constitution* in 2009-10.
- Selected as the 2010 Coweta County Player of the Year by the *Times-Herald*.

### BANKS' CAREER STATS

Year	GP-GS	MIN	FG-A	PCT	3FG-A	PCT	FT-A	PCT	REB	AVG	PF-O	A	TO	B	S	PTS	AVG
2011-12*	32-0	393	46-91	.505	3-24	.125	19-27	.704	5-30-35	1.1	27-0	32	31	3	25	114	3.6
2012-13*	21-0	359	56-117	.479	18-52	.346	23-33	.697	6-30-36	1.7	22-0	35	22	4	25	153	7.3
2013-14*	37-8	527	49-103	.476	13-44	.295	19-29	.655	20-37-57	1.5	42-1	45	27	6	34	130	3.5
<b>CAREER</b>	<b>90-8</b>	<b>1279</b>	<b>151-311</b>	<b>.486</b>	<b>34-120</b>	<b>.283</b>	<b>61-89</b>	<b>.685</b>	<b>31-97-128</b>	<b>1.4</b>	<b>91-1</b>	<b>112</b>	<b>80</b>	<b>13</b>	<b>84</b>	<b>397</b>	<b>4.4</b>

\* - at Connecticut





# #5 Sierra Moore

RS-So. \* G \* 5-11 \* Hanover, Pa./Delone Catholic (Duke)

### Highlights:

- Sat out the 2013-14 season due to NCAA Transfer Rules.
- Selected as a team tri-captain.
- Named to the Georgia State Thanksgiving Tournament All-Tournament team.
- Posted first career double-double with 14 points and a personal-best 10 rebounds against Seton Hall (11/22). Also recorded double-doubles vs. USF

- (12/21) and vs. Wisconsin (3/1), scoring 17 points in both games and adding 10 and 14 rebounds, respectively.
- Recorded her first career 20-point game vs. Wagner (12/7). Her 21 points helped her eclipse the 100-point mark in her Penn State career.
- Reached the 400 career point mark with her second basket of the second half vs. Wisconsin.
- Handed out her 100th career assist with her first of six helpers vs. Michigan State (2/11) and followed that by moving past the 100 assist mark for her Penn State career vs. Minnesota (2/15) with a career-best eight assists.
- Has six games with at least 14 points, five rebounds and five assists this season
- Has 11 games with at least 10 points, five rebounds and four assists this season
- Logged 37 or more minutes in 14 games this season, including seven with 39-plus minutes.
- Is the only Lady Lion to start every regular season game (29).

### 2014-15 Season Notes:

- Led the team with 17 points and added a career-high 14 rebounds to post her third career double-double vs. Wisconsin (3/1). Her 17 points - which included 11 in the second half - helped her move past the 400 career point mark and she added four assists to her line vs. the Badgers.
- Had a team-high 18 points via an 8-for-15 shooting night and dished out four assists against Ohio State (2/26)
- Led the team in scoring with 17 points to move past the 300 point mark in her Penn State career vs. Minnesota (2/15). Also logged a career-high eight assists to move her past 100 assists as a Lady Lion and had six rebounds vs. the Gophers.
- Handed out six assists, collected four steals and scored 10 points on 4-of-8 shooting vs. Michigan State (2/11)
- Scored eight points and grabbed six rebounds in a win at Purdue (2/8).
- Filled the stat sheet with 15 points, six rebounds and four assists vs. Maryland (2/5).
- Tallied 12 points, five rebounds and four assists at Rutgers (2/1) in 40 minutes of play.
- Scored a team-high 18 points and pulled down five rebounds vs. Northwestern (1/25) and tied her career-high in field goals made (7) and field goals attempted (17).
- Nearly posted a triple-double vs. Indiana (1/22) with 15 points, eight rebounds and seven assists.
- Led the team with 16 points and five assists at Ohio State (1/18), connecting on a career-high seven field goals. She also added nine rebounds vs. the Buckeyes
- Scored 12 points to go along with four rebounds, three assists and three steals vs. Rutgers (1/10).
- Nabbed a career-high four steals and pulled down nine rebounds to go along with five points and five assists at Wisconsin (1/6). She also added one blocked shot vs. the Badgers
- Scored 14 points with six rebounds, five assists and two steals vs. Illinois (1/4).
- Ranked second on the team with 11 points at Michigan (1/1) and added three rebounds, two steals and tied a career-best with two blocked shots.
- Posted her second career double-double vs. USF (12/21) with 17 points and a then-career-high tying 10 rebounds. She also tied her career-bests in steals (2) and field goals attempted (19), while playing a career-high 41 minutes vs. the Bulls.
- Had seven points, four rebounds and seven assists vs. Rider (12/14).
- Scored 10 points and handed out a game-high five assists at Hartford (12/10)
- Eclipsed the 100-point mark for her Penn State career with her first career 20-point effort vs. Wagner (12/7). Her 21 points are a career-high and she added a then-personal-best seven assists vs. the Seahawks.
- Poured in a team- and then-career-high 17 points for her fourth straight double-digit scoring effort vs. Samford (11/30), adding three assists and two steals against the Bulldogs.
- Scored 14 points, grabbed five rebounds and handed out four assists vs. Liberty (1/28).
- Had a game- and then-career-high 15 points via a 6-for-12 shooting performance versus St. Bonaventure (11/25).
- Logged her first career double-double with 14 points and a then-personal-best 10 rebounds against Seton Hall (11/22). She also added five assists vs. the Pirates
- Tallied eight points to go along with three rebounds, three assists and a steal versus Albany (11/16).
- Filled the stats sheet with 12 points, five rebounds, four assists, two blocks and a steal in the win over Towson (11/14).

### 14-15 GAME-BY-GAME

OPPONENT	Min.	FG	3FG	FT	O-D-R	PF	A	TO	B	S	Pts
TOWSON	39	5-12	1-1	1-3	1-4-5	0	4	4	2	1	12
ALBANY	30	4-8	0-0	0-1	2-1-3	4	3	4	1	1	8
SETON HALL	37	5-12	0-0	4-6	7-3-10	1	5	3	1	0	14
ST. BONA	37	6-12	0-0	3-6	1-4-5	3	3	3	0	0	15
vs. Liberty	33	5-10	0-0	4-7	2-3-5	5	4	3	0	1	14
vs. Samford	40	4-10	1-2	8-10	1-0-1	5	3	3	0	2	17
at Syracuse	37	2-11	0-0	0-0	1-4-5	2	2	5	2	1	4
WAGNER	31	5-9	0-0	11-12	1-4-5	0	7	0	0	2	21
at Hartford	29	4-9	0-0	2-2	0-2-2	4	5	4	0	2	10
RIDER	29	3-11	0-0	1-2	0-4-4	0	7	1	1	0	7
USF	41	6-19	1-1	4-6	3-7-10	3	3	4	0	2	17
at Iowa	18	1-7	0-1	0-0	2-0-2	1	1	2	0	1	2
at Michigan	30	5-10	0-0	1-4	1-2-3	2	1	5	2	2	11
ILLINOIS	32	6-14	0-1	2-6	3-3-6	2	5	4	0	2	14
at Wisconsin	35	2-10	0-0	1-4	1-8-9	1	3	5	1	4	5
RUTGERS	38	4-13	0-1	4-5	2-2-4	1	3	7	1	3	12
at Nebraska	29	4-10	0-0	1-2	0-3-3	3	0	4	0	2	9
at Ohio State	40	7-15	0-1	2-5	3-6-9	4	5	8	1	1	16
INDIANA	35	5-12	0-0	5-6	7-1-8	3	7	2	0	1	15
N'WESTERN	37	7-19	0-1	4-6	1-4-5	1	3	4	1	1	18
at Minnesota	36	2-11	0-0	0-0	1-2-3	4	3	1	0	0	4
at Rutgers	40	5-10	0-0	2-4	2-3-5	3	4	3	0	0	12
MARYLAND	37	6-18	0-1	3-4	4-2-6	0	4	3	0	1	15
at Purdue	27	3-11	0-0	2-4	2-4-6	1	2	5	0	0	8
MICHIGAN ST.	32	4-8	0-0	2-5	2-2-4	5	6	4	0	4	10
MINNESOTA	39	8-14	0-0	1-2	1-5-6	0	8	0	0	0	17
at Maryland	21	1-6	0-0	0-0	1-0-1	1	1	6	0	1	2
OHIO STATE	39	8-15	0-0	2-4	2-0-2	1	4	4	1	1	18
WISCONSIN	38	7-18	0-0	3-5	9-5-14	1	4	3	1	0	17

### MOORE'S CAREER/SEASON HIGHS

	SEASON HIGHS	CAREER HIGHS
Points	21 vs. Wagner (12/7/14)	21 vs. Wagner (12/7/14)
Rebs.	14 vs. Wisconsin (3/1/15)	14 vs. Wisconsin (3/1/15)
Assists	8 vs. Minnesota (2/15/15)	8 vs. Minnesota (2/15/15)
Steals	4 vs. Michigan State (2/11/15) 4 at Wisconsin (1/6/15)	4 vs. Michigan State (2/11/15) 4 at Wisconsin (1/6/15)
Blocks	2 (3x) last at Michigan (1/1/15)	2 (3x) last at Michigan (1/1/15)
Minutes	41 vs. USF (12/21/14)	41 vs. USF (12/21/14)
FGM	8 vs. Ohio State (2/26/15) 8 vs. Minnesota (2/15/15)	8 vs. Ohio State (2/26/15) 8 vs. Minnesota (2/15/15)
FGA	19 vs. Northwestern (1/25/15) 19 vs. USF (12/21/14)	19 vs. Northwestern (1/25/15) 19 vs. USF (12/21/14)
3FGM	1 (3x) last vs. USF (12/21/14)	1 (3x) last vs. USF (12/21/14)
3FGA	2 vs. Samford (11/30/14)	2 vs. Samford (11/30/14)
FTM	11 vs. Wagner (12/7/14)	11 vs. Wagner (12/7/14)
FTA	12 vs. Wagner (12/7/14)	12 vs. Wagner (12/7/14)

### MOORE'S MISCELLANEOUS STATS

Category	Season	Career	Last Time
Double Figure Scoring	20	21	17 vs. Wisconsin (3/1/15)
20-point games	1	1	21 vs. Wagner (12/7/14)
Double Figure Rebounds	3	3	14 vs. Wisconsin (3/1/15)
5-plus Rebounds	17	18	14 vs. Wisconsin (3/1/15)
5-plus Assists	10	10	8 vs. Minnesota (2/15/15)
3-plus Steals	3	4	4 vs. Michigan State (2/11/15)
Double-Doubles	3	3	17p, 14r vs. Wisconsin (3/1/15)

### MOORE'S CAREER STATS

Year	GP-GS	MIN	FG-A	PCT	3FG-A	PCT	FT-A	PCT	REB	AVG	PF-O	A	TO	B	S	PTS	AVG
2012-13*	25-0	194	26-58	.448	0-0	.000	11-22	.500	11-13-24	1.0	21-0	12	6	2	11	63	2.5
2014-15	29-29	986	134-344	.390	3-10	.300	73-121	.603	63-88-151	5.2	61-3	110	104	15	36	344	11.9
PSU	29-29	986	134-344	.390	3-10	.300	73-121	.603	63-88-151	5.2	61-3	110	104	15	36	344	11.9
TOTAL	54-29	1180	160-402	.398	3-10	.300	84-143	.587	74-101-175	3.2	82-3	122	110	17	47	407	7.5

\* - at Duke





# #10 Keke Sevillian

So. \* G \* 5-7 \* Goodrich, Mich./Goodrich

### Highlights:

- Made first career start against Seton Hall ( 1/22).
- Celebrated her 20th birthday with a career-high 10 points at Purdue (2/8).

### 2014-15 Season Notes:

- Was a perfect 3-of-3 from the field, including one three pointer, to register seven points vs. Michigan State (2/11).
- Scored a career-high 10 points on 3-of-3 shooting from the field, including two three pointers, and was 2-of-2 at the free throw stripe at Purdue (2/8) on her 20th birthday.
- Tied a career-high with three made field goals on her way to seven points vs. Northwestern. Also blocked one shot and had two steals.
- Scored eight points on 3-of-7 shooting from the field and 2-of-2 from the free throw line at Ohio State (1/18)
- Tied her career-high with nine points, including a career-best-tying two three pointers, at Nebraska (1/15).
- Equaled her season-high with three steals and added one assist, two rebounds and two points at Wisconsin (1/6) in her third straight start.
- Tied her career-high with 36 minutes in her second straight start vs. Illinois (1/4), scoring four points with three rebounds.
- Made her second career start at Michigan (1/1).
- Had four points, four rebounds and two steals in the Big Ten opener at Iowa (12/28).
- Came off the bench to provide two assists, one steal, one blocked shot and two points vs. USF (12/21).
- Tallied a career-high nine points on 3-of-3 shooting from the field and a career-best three free throws made. Also tied her career-best with four rebounds vs. the Broncos.
- Converted her only field goal attempt, a three pointer , at Hartford (12/10).
- Nabbed a season-high three steals in a career-best 27 minutes of action and added four assists and four points vs. Wagner (12/7).
- Blocked her first career shot and grabbed a career-high three rebounds vs. Syracuse (12/4) in the ACC/Big Ten Challenge.
- Knocked down a pair of three-pointers and dished out a career-high five assists in the season-opener against Towson (11/14).
- Tallied four points, four rebounds, three assists and three steals in the exhibition win over IUP (11/2).

### Notable:

- Led Goodrich High School in Michigan to its first-ever Class B State Championship in 2011-12 with a perfect 28-0 record.
- Holds the Goodrich High School record in the 300-meter hurdles and 200-meter dash and finished second in the state championships in the 300-meter hurdles her freshman and sophomore seasons.
- Father, Clarence, was a wide receiver for the Vanderbilt football team from 1989-92 and ranks in the school's Top 10 in career receiving yards.
- Aunt, Nicole Hendrix, played basketball at Stanford from 1991-94, winning a National Championship in 1992.

### 14-15 GAME-BY-GAME

OPPONENT	Min.	FG	3FG	FT	O-D-R	PF	A	TO	B	S	Pts
TOWSON	19	2-6	2-5	0-1	0-1-1	2	5	0	0	0	6
ALBANY	13	0-5	0-3	0-0	0-0-0	4	1	1	0	2	0
SETON HALL	14	0-5	0-2	1-2	0-0-0	2	1	2	0	1	1
ST. BONA	10	0-4	0-0	0-0	0-0-0	0	1	1	0	1	0
vs. Liberty	7	0-0	0-0	0-0	0-0-0	4	1	0	0	1	0
vs. Samford	9	0-1	0-0	0-0	0-0-0	2	1	2	0	0	0
at Syracuse	21	1-3	1-1	0-0	2-2-4	0	0	1	1	1	3
WAGNER	27	2-6	0-2	0-2	2-1-3	1	4	1	0	3	4
at Hartford	13	1-1	1-1	0-0	1-0-1	3	0	0	0	0	3
RIDER	27	3-3	0-0	3-7	1-3-4	2	4	2	0	3	9
USF	20	1-4	0-1	0-1	1-1-2	2	2	1	1	1	2
at Iowa	36	1-2	0-0	2-2	0-4-4	1	1	1	0	2	4
at Michigan	22	0-1	0-1	0-0	0-2-2	4	1	2	0	1	0
ILLINOIS	36	2-3	0-1	0-0	1-2-3	3	1	2	0	1	4
at Wisconsin	23	1-1	0-0	0-0	1-1-2	2	0	1	0	3	2
RUTGERS	12	0-2	0-1	0-0	0-1-1	0	1	2	1	1	0
at Nebraska	20	3-4	2-3	1-3	1-0-1	1	1	2	0	0	9
at Ohio State	30	3-7	0-2	2-2	1-0-1	2	0	2	0	1	8
INDIANA	16	0-2	0-1	0-0	0-0-0	2	0	1	0	0	0
N'WESTERN	20	3-5	1-2	0-0	0-1-1	4	0	0	1	2	7
at Minnesota	11	0-0	0-0	0-0	0-2-2	2	2	1	0	1	0
at Rutgers	6	0-0	0-0	0-0	0-0-0	0	0	0	0	0	0
MARYLAND	17	0-0	0-0	0-0	1-0-1	0	1	1	0	1	1
at Purdue	21	3-3	2-2	2-2	0-0-0	2	1	3	0	0	10
MICHIGAN ST.	23	3-3	1-1	0-2	1-0-1	3	2	0	0	0	7
MINNESOTA	18	2-5	1-3	0-0	0-1-1	2	0	0	0	1	5
at Maryland	27	1-4	0-0	0-0	0-0-0	3	1	0	1	1	2
OHIO STATE	24	1-4	0-1	0-0	0-2-2	1	2	1	0	0	2
WISCONSIN	31	0-5	0-3	0-0	1-2-3	1	1	2	0	0	0

### SEVILLIAN'S CAREER/SEASON HIGHS

	SEASON HIGHS	CAREER HIGHS
Points	10 at Purdue (2/8/15)	10 at Purdue (2/8/15)
Rebs.	4 (3x) last at Iowa (12/28)	4 (3x) last at Iowa (12/28)
Assists	5 vs. Towson (11/14/14)	5 vs. Towson (11/14/14)
Steals	3 (3x) last at Wisconsin (1/6/15)	4 vs. St. Francis (Pa.) (11/8/13)
Blocks	1 (5x) last at Maryland (2/23/15)	1 (5x) last at Maryland (2/23/15)
Minutes	36 vs. Illinois (1/4/15) 36 at Iowa (12/28/14)	36 vs. Illinois (1/4/15) 36 at Iowa (12/28/14)
FGM	3 (6x) last vs. Michigan State (2/11/15)	3 (6x) last vs. Michigan State (2/11/15)
FGA	7 at Ohio State (1/18/15)	7 at Ohio State (1/18/15)
3FGM	2 (3x) last at Purdue (2/8/15)	2 (3x) last at Purdue (2/8/15)
3FGA	5 vs. Towson (11/14/14)	5 vs. Towson (11/14/14)
FTM	3 vs. Rider (12/14/14)	4 vs. St. Francis (Pa.) (11/8/13)
FTA	7 vs. Rider (12/14/14)	7 vs. Rider (12/14/14)

### SEVILLIAN'S MISCELLANEOUS STATS

Category	Season	Career	Last Time
Double Figure Scoring	1	1	10 at Purdue (2/8/15)
20-point games	n/a	n/a	
Double Figure Rebounds	n/a	n/a	
5-plus Rebounds	n/a	n/a	
5-plus Assists	1	1	5 vs. Towson (11/14)
3-plus Steals	3	4	3 at Wisconsin (1/6/15)
Double-Doubles	n/a	n/a	

### SEVILLIAN'S CAREER STATS

Year	GP-GS	MIN	FG-A	PCT	3FG-A	PCT	FT-A	PCT	REB	AVG	PF-O	A	TO	B	S	PTS	AVG
2013-14	22-0	120	8-28	.286	4-13	.308	11-13	.846	1-11-12	0.5	19-0	5	15	0	8	31	1.4
2014-15	29-18	573	33-89	.371	11-36	.306	12-26	.462	14-26-40	1.4	55-0	35	32	5	28	89	3.1
<b>TOTAL</b>	<b>51-18</b>	<b>693</b>	<b>41-117</b>	<b>.350</b>	<b>15-49</b>	<b>.306</b>	<b>23-39</b>	<b>.590</b>	<b>15-37-52</b>	<b>1.0</b>	<b>74-0</b>	<b>40</b>	<b>47</b>	<b>5</b>	<b>36</b>	<b>120</b>	<b>2.4</b>

10-Time Big Ten Champions • Two-Time Big Ten Tournament Champions • 2000 NCAA Final Four • 25 NCAA Tournament Appearances





# #11 Alex Harris

So. \* F \* 6-3 \* Lorain, Ohio/Lorain

### Highlights:

- Made her first career start at Michigan (1/1).
- Posted her first career double-double with a career-high 11 points to go along with 10 rebounds vs. Northwestern (1/25).
- Scored her 100th career points with a layup in the first half vs. Minnesota (2/15)

### 2014-15 Season Notes:

- Was a perfect 4-for-4 from the free throw line and snagged seven rebounds in just 10 minutes against Ohio State (2/26).
- Hauled in seven rebounds, added two assists and scored four points vs. Michigan State (2/11).
- Set career-highs with 13 rebounds and four blocked shots at Purdue (2/8), and added a career-high-tying two assists.
- Pulled down five rebounds in just six minutes of play at Rutgers (2/1)
- Posted her first career double-double with a career-high 11 points to go along with 10 rebounds vs. Northwestern (1/25). She connected on a career-high 5-of-7 shots from the field and added one assist, one steal and one blocked shot.
- Grabbed six rebounds off the bench at Ohio State (1/18).
- Scored five points on 2-of-2 shooting from the field, going 1-of-1 from the free throw line, with two rebounds in seven minutes vs. Illinois (1/4).
- Tied her then-career-high with 11 rebounds in the Big Ten opener at Iowa (12/28) and added four points.
- Made her season debut vs. USF (12/21), setting career-highs for minutes played (31), free throws made (3) and attempted (8). She set a then-career-high with nine points and also tied her career-best marks in blocked shots (3) and assists (2).

### Notable:

- Appeared in 29 contests as a freshman.
- Had three double-digit rebounding performances as a freshman and 10 outings with five or more rebounds
- Collegiate Girls Basketball Report and All-Star Girls Report both rated her as the 49th-ranked recruit .
- Named 2012-13 Division 1 Lorain County Player of the Year.

### 14-15 GAME-BY-GAME

OPPONENT	Min.	FG	3FG	FT	O-D-R	PF	A	TO	B	S	Pts
TOWSON	DNP										
ALBANY	DNP										
SETON HALL	DNP										
ST. BONA	DNP										
vs. Liberty	DNP										
vs. Samford	DNP										
at Syracuse	DNP										
WAGNER	DNP										
at Hartford	DNP										
RIDER	DNP										
USF	31	3-5	0-0	3-8	5-3-8	3	2	1	3	0	9
at Iowa	18	2-5	0-0	0-0	7-4-11	3	1	5	0	1	4
at Michigan	12	0-0	0-0	0-0	0-0-0	0	0	0	2	0	0
ILLINOIS	7	2-2	0-0	1-1	1-1-2	2	0	0	0	0	5
at Wisconsin	15	1-4	0-0	0-0	5-2-7	3	1	0	0	0	2
RUTGERS	12	1-3	0-0	0-0	0-2-2	1	0	1	0	1	2
at Nebraska	7	1-2	0-0	0-2	1-3-4	0	1	0	0	0	2
at Ohio State	12	0-1	0-0	0-0	1-5-6	2	0	0	0	0	0
INDIANA	DNP										
N'WESTERN	19	5-7	0-0	1-3	4-6-10	4	1	1	1	1	11
at Minnesota	9	1-5	0-0	0-0	2-2-4	1	0	1	0	1	2
at Rutgers	6	0-1	0-0	0-0	2-3-5	2	0	0	1	0	0
MARYLAND	DNP										
at Purdue	23	0-3	0-0	1-2	2-11-13	4	2	3	4	0	1
MICHIGAN ST.	24	2-4	0-0	0-0	1-6-7	0	2	1	1	0	4
MINNESOTA	12	1-2	0-0	0-0	0-4-4	1	0	1	0	0	2
at Maryland	11	0-0	0-0	2-2	1-1-2	1	0	1	0	0	2
OHIO STATE	10	0-1	0-0	4-4	1-6-7	2	1	2	0	0	4
WISCONSIN	2	0-0	0-0	0-0	0-0-0	2	0	2	0	0	0

### HARRIS' CAREER/SEASON HIGHS

	SEASON HIGHS	CAREER HIGHS
Points	11 vs. Northwestern (1/25/15)	11 vs. Northwestern (1/25/15)
Rebs.	13 at Purdue (2/8/15)	13 at Purdue (2/8/15)
Assists	2 (3x) last vs. Michigan State (2/11/15)	2 (4x) last vs. Michigan State (2/11/15)
Steals	1 (3x) last vs. Northwestern (1/25/15)	1 (9x) last vs. Northwestern (1/25/15)
Blocks	4 at Purdue (2/8/15)	4 at Purdue (2/8/15)
Minutes	31 vs. USF (12/21/14)	31 vs. USF (12/21/14)
FGM	5 vs. Northwestern (1/25/15)	5 vs. Northwestern (1/25/15)
FGA	7 vs. Northwestern (1/25/15)	7 vs. Northwestern (1/25/15)
3FGM	n/a	n/a
3FGA	n/a	n/a
FTM	4 vs. Ohio State (2/26/15)	4 vs. Ohio State (2/26/15)
FTA	8 vs. USF (12/21/14)	8 vs. USF (12/21/14)

### HARRIS' MISCELLANEOUS STATS

Category	Season	Career	Last Time
Double Figure Scoring	1	1	11 vs. Northwestern (1/25/15)
20-point games	n/a	n/a	
Double Figure Rebounds	2	5	13 at Purdue (2/8/15)
5-plus Rebounds	8	18	7 vs. Ohio State (2/26/15)
5-plus Assists	n/a	n/a	
3-plus Blocks	2	3	4 at Purdue (2/8/15)
Double-Doubles	1	1	11p, 10r vs. Northwestern (1/25/15)

### HARRIS' CAREER STATS

Year	GP-GS	MIN	FG-A	PCT	3FG-A	PCT	FT-A	PCT	REB	AVG	PF-O	A	TO	B	S	PTS	AVG
2013-14	29-0	256	20-50	.400	0-0	.000	17-34	.500	39-57-96	3.3	33-0	5	19	15	6	57	2.0
2014-15	17-1	230	19-45	.422	0-0	.000	12-22	.545	33-59-92	5.4	31-0	11	19	12	4	50	2.9
<b>TOTAL</b>	<b>46-1</b>	<b>486</b>	<b>39-95</b>	<b>.411</b>	<b>0-0</b>	<b>.000</b>	<b>29-56</b>	<b>.518</b>	<b>72-116-188</b>	<b>4.1</b>	<b>64-0</b>	<b>16</b>	<b>38</b>	<b>27</b>	<b>10</b>	<b>107</b>	<b>2.3</b>





# #12 Lindsey Spann

RS-Fr. \* G \* 5-6 \* Laurel, Md./Good Counsel

### Highlights:

- Named Dec. 30 Big Ten Freshman of the Week.
- Selected as a team tri-captain.
- Reached double-figure in scoring in each of her first eight career games, a feat not accomplished by Penn State's top two career scoring leaders, Kelly Mazzante and Maggie Lucas.
- Reached the 100 career point plateau in just her eighth career game (Wagner, 12/7) and moved past the 200 career point mark in her 13th career contest (at Michigan; 1/1). Scored her 300th career point on a three-pointer at Rutgers (2/1) in just her 21st career game.
- Is seventh on the Penn State freshmen scoring with 381 points.

### 2014-15 Season Notes:

- Chipped in eight points, five assists and two steals at Maryland (2/23)
- Notched her 20th double-figure scoring game of the season with 16 points at Purdue (2/8) to move into 10th on the Penn State freshman scoring list.
- Scored a team-high 18 points and added two rebounds and two assists vs. Maryland (2/5).
- Moved past the 300 career point mark at Rutgers (2/1) with team-high 16 points and added three assists.
- Tied for the team-high with 16 points and handed out a career-high-tying five assists at Minnesota (1/28)
- Scored nine points and grabbed four rebounds off the bench vs. Northwestern (1/25).
- Notched her 16th double-figure scoring game with 11 points vs. Indiana off the bench.
- Poured in 18 points with two rebounds and two assists vs. Rutgers (1/10).
- Scored a team-high 13 points and added four rebounds, three assists and two steals at Wisconsin (1/6).
- Paced the team with 20 points and added four assists and a career-high six rebounds vs. Illinois (1/4).
- Led the team with 15 points at Michigan (1/1), making 6-of-12 shots from the field
- Notched her third straight 20-point game in the Big Ten opener at Iowa (12/28), and added five rebounds and four assists. She netted a career-high four three pointers and six free throws vs. the Hawkeyes.
- Poured in a career-high 28 points vs. USF (12/14), tying her career-high with 11 made field goals and adding a career-best five made three throws.
- Filled the stat sheet vs. Rider (12/14), posting her second career 20-point game with a then-career-high 23 tallies on a career-best 11 made field goals. Also added five rebounds and five assists
- Scored five points, snapping her streak of eight straight games in double figure to start her career, and handed out four assists at Hartford (12/10).
- Tallied a then-career-best 22 points for her eighth straight double-figure scoring game vs. Wagner (12/7), pushing her over the 100 career point mark. Set a then-career-best with eight made field goals, while tying her then-personal-high with five rebound
- Netted 11 points at Syracuse (12/4) in the ACC/Big Ten Challenge, adding three assists and three rebounds.
- Reached double figures with 10 points vs. Samford (11/30), adding five assists and three steals in 41 minutes of action in the overtime loss.
- Scored a team-best and tied her then-career-high with 17 points and seven field goals vs. Liberty (11/28), to go along with three assists and two steals.
- Reached double figures with 13 points to go along with five assists and two steals against St. Bonaventure (11/25).
- Chipped in 12 points and three steals against Seton Hall (11/22).
- Led the Lady Lions in scoring for the second straight game with 14 points against Albany (11/16), marking the first time a freshman has been the team's leading scorer in two straight games since Maggie Lucas did so vs. Minnesota (1/13/11) and vs. Illinois (1/16/11).
- Went 7-for-14 from the field for a team-high 17 points in her collegiate debut against Towson (11/14). Also tallied five rebounds and four assists against the Tigers.
- Recorded 14 points and dished out four assists in the exhibition win over IUP (11/2).

### Notable:

- Missed the 2013-14 season after tearing her right ACL.
- Ranked as the 22nd-best player by Collegiate Girls Basketball Report and 88th-rated player by Blue Star Basketball.
- Participated in USA Basketball's U16 Trials in May 2011.

### 14-15 GAME-BY-GAME

OPPONENT	Min.	FG	3FG	FT	O-D-R	PF	A	TO	B	S	Pts
TOWSON	32	7-14	0-2	3-4	0-5-5	2	4	4	0	0	17
ALBANY	31	6-12	1-3	1-2	0-1-1	3	4	3	0	0	14
SETON HALL	27	4-10	2-4	2-2	0-2-2	5	1	5	0	3	12
ST. BONA	34	4-14	2-6	3-4	1-1-2	3	5	1	0	2	13
vs. Liberty	37	7-21	0-7	3-3	0-0-0	3	5	7	0	2	17
vs. Samford	41	3-13	0-2	4-6	1-1-2	4	5	4	0	3	10
at Syracuse	29	4-11	1-4	2-4	0-3-3	1	3	6	0	0	11
WAGNER	30	8-15	2-5	4-4	2-3-5	3	4	2	0	2	22
at Hartford	31	1-6	0-1	3-4	0-4-4	3	4	2	0	1	5
RIDER	35	11-20	1-4	0-2	0-5-5	2	5	2	0	2	23
USF	41	11-22	1-3	5-9	0-3-3	5	3	1	0	1	28
at Iowa	39	6-21	4-9	6-8	1-4-5	3	4	5	0	1	22
at Michigan	28	6-12	1-3	2-4	0-2-2	4	1	7	0	1	15
ILLINOIS	39	8-19	2-6	2-2	1-5-6	2	4	3	0	2	20
at Wisconsin	35	5-16	1-5	2-2	0-4-4	2	3	5	0	2	13
RUTGERS	31	6-14	2-3	4-4	0-2-2	2	2	11	0	0	18
at Nebraska	19	0-3	0-2	0-0	0-2-2	0	1	2	0	0	0
at Ohio State	DNP - illness										
INDIANA	23	5-15	1-5	0-0	0-0-0	4	3	2	0	0	11
N'WESTERN	23	3-7	1-2	2-2	0-4-4	2	0	5	0	0	9
at Minnesota	32	6-16	2-7	2-2	0-1-1	3	5	2	0	1	16
at Rutgers	34	5-12	3-7	3-6	0-1-1	3	3	4	0	1	16
MARYLAND	31	7-15	1-1	3-4	0-2-2	0	2	4	0	1	18
at Purdue	34	6-15	4-7	0-0	0-0-0	0	2	3	0	1	16
MICHIGAN ST.	28	5-19	1-5	2-4	1-6-7	4	7	1	0	1	13
MINNESOTA	24	2-8	2-5	0-0	0-2-2	0	2	0	0	1	6
at Maryland	33	4-16	0-2	0-0	0-1-1	1	5	5	0	2	8
OHIO STATE	18	3-9	2-4	0-0	1-0-1	0	1	5	0	0	8
WISCONSIN	12	0-0	0-0	0-0	0-1-1	1	0	2	0	1	0

### SPANN'S CAREER/SEASON HIGHS

	SEASON HIGHS	CAREER HIGHS
Points	28 vs. USF (12/21/14)	28 vs. USF (12/21/14)
Rebs.	7 vs. Michigan State (2/11/15)	7 vs. Michigan State (2/11/15)
Assists	7 vs. Michigan State (2/11/15)	7 vs. Michigan State (2/11/15)
Steals	3 vs. Samford (11/30/14) 3 vs. Seton Hall (11/22/14)	3 vs. Samford (11/30/14) 3 vs. Seton Hall (11/22/14)
Blocks	n/a	n/a
Minutes	41 vs. USF (12/21/14) 41 vs. Samford (11/30/14)	41 vs. USF (12/21/14) 41 vs. Samford (11/30/14)
FGM	11 vs. USF (12/21/14) 11 vs. Rider (12/14/14)	11 vs. USF (12/21/14) 11 vs. Rider (12/14/14)
FGA	22 vs. USF (12/21/14)	22 vs. USF (12/21/14)
3FGM	4 at Purdue (2/8/14) 4 at Iowa (12/28/14)	4 at Purdue (2/8/14) 4 at Iowa (12/28/14)
3FGA	9 at Iowa (12/28/14)	9 at Iowa (12/28/14)
FTM	6 at Iowa (12/28/14)	6 at Iowa (12/28/14)
FTA	9 vs. USF (12/21/14)	9 vs. USF (12/21/14)

### SPANN'S MISCELLANEOUS STATS

Category	Season	Career	Last Time
Double Figure Scoring	21	21	13 vs. Michigan State (2/11/15)
20-point games	5	5	20 vs. Illinois (1/11/15)
Double Figure Rebounds	n/a	n/a	
5-plus Rebounds	6	6	7 vs. Michigan State (2/11/15)
5-plus Assists	6	6	5 at Maryland (2/23/15)
3-plus Steals	2	2	3 vs. Samford (11/30/14)
Double-Doubles	n/a	n/a	

### SPANN'S CAREER STATS

Year	GP-GS	MIN	FG-A	PCT	3FG-A	PCT	FT-A	PCT	REB	AVG	PF-O	A	TO	B	S	PTS	AVG
2014-15	28-17	851	143-375	.381	37-114	.325	58-82	.707	8-65-73	2.6	65-2	86	103	0	31	381	13.6
<b>TOTAL</b>	<b>28-17</b>	<b>851</b>	<b>143-375</b>	<b>.381</b>	<b>37-114</b>	<b>.325</b>	<b>58-82</b>	<b>.707</b>	<b>8-65-73</b>	<b>2.6</b>	<b>65-2</b>	<b>86</b>	<b>103</b>	<b>0</b>	<b>31</b>	<b>381</b>	<b>13.6</b>

10-Time Big Ten Champions • Two-Time Big Ten Tournament Champions • 2000 NCAA Final Four • 25 NCAA Tournament Appearances





# #14 Dominique Brooks

Jr. \* C \* 6-4 \* Lansing, Ill./T.F. South (Trinity Valley C.C.)

### 2014-15 Season Notes:

- Converted on an old-fashioned three-point play at Michigan (1/1).
- Made her only field goal attempt vs. Rider (12/14)
- Scored a career-best four points and recorded her first career blocked shot vs. Wagner (12/7).
- Pulled down her first rebound as a Lady Lion vs. Syracuse (12/4) in the ACC/Big Ten Challenge.

- Connected on her lone field goal attempt vs. Liberty ( 1/28).
- Hit a pair of free throws in her Penn State debut in the win over Towson (11/14)
- Had four rebounds and a blocked shot in the exhibition win against IUP (11/2).

### Notable:

- Won two NJCAA National Championships while at Trinity Valley Community College.
- Participated in USA Basketball U18 Trials in 2012

### 14-15 GAME-BY-GAME

OPPONENT	Min.	FG	3FG	FT	O-D-R	PF	A	TO	B	S	Pts
TOWSON	3	0-0	0-0	2-2	0-0-0	1	0	0	0	0	2
ALBANY	2	0-0	0-0	0-0	0-0-0	1	0	1	0	0	0
SETON HALL	3	0-0	0-0	0-0	0-0-0	2	0	0	0	0	0
ST. BONA	1	0-0	0-0	0-0	0-0-0	0	0	1	0	0	0
vs. Liberty	2	1-1	0-0	0-0	0-0-0	0	0	0	0	0	2
vs. Samford	DNP										
at Syracuse	3	0-0	0-0	0-0	0-1-1	1	0	1	0	0	0
WAGNER	9	1-3	0-0	2-2	0-0-0	1	0	0	1	0	4
at Hartford	DNP										
RIDER	6	1-1	0-0	0-0	0-0-0	1	0	1	0	0	2
USF	DNP										
at Iowa	1	0-0	0-0	0-0	0-0-0	0	0	0	0	0	0
at Michigan	2	1-1	0-0	1-1	0-0-0	0	0	0	0	0	3
ILLINOIS	DNP										
at Wisconsin	2	0-0	0-0	0-0	0-0-0	0	0	1	0	0	0
RUTGERS	DNP										
at Nebraska	DNP										
at Ohio State	DNP										
INDIANA	DNP										
N'WESTERN	DNP										
at Minnesota	DNP										
at Rutgers	DNP										
MARYLAND	DNP										
at Purdue	DNP										
MICHIGAN ST.	DNP										
MINNESOTA	DNP										
at Maryland	DNP										
OHIO STATE	DNP										
WISCONSIN	DNP										

### BROOKS' CAREER/SEASON HIGHS

	SEASON HIGHS	CAREER HIGHS
Points	4 vs. Wagner (12/7/14)	4 vs. Wagner (12/7/14)
Rebs.	1 at Syracuse (12/4/14)	1 at Syracuse (12/4/14)
Assists	n/a	n/a
Steals	n/a	n/a
Blocks	1 vs. Wagner (12/7/14)	1 vs. Wagner (12/7/14)
Minutes	9 vs. Wagner (12/7/14)	9 vs. Wagner (12/7/14)
FGM	1 (3x) last vs. Rider (12/14/14)	1 (3x) last vs. Rider (12/14/14)
FGA	3 vs. Wagner (12/7/14)	3 vs. Wagner (12/7/14)
3FGM	n/a	n/a
3FGA	n/a	n/a
FTM	2 vs. Wagner (12/7/14) 2 vs. Towson (11/14/14)	2 vs. Wagner (12/7/14) 2 vs. Towson (11/14/14)
FTA	2 vs. Wagner (12/7/14) 2 vs. Towson (11/14/14)	2 vs. Wagner (12/7/14) 2 vs. Towson (11/14/14)

### BROOKS' MISCELLANEOUS STATS

Category	Season	Career	Last Time
Double Figure Scoring	n/a	n/a	
20-point games	n/a	n/a	
Double Figure Rebounds	n/a	n/a	
5-plus Rebounds	n/a	n/a	
5-plus Assists	n/a	n/a	
3-plus Steals	n/a	n/a	
Double-Doubles	n/a	n/a	

### BROOKS' CAREER STATS

Year	GP-GS	MIN	FG-A	PCT	3FG-A	PCT	FT-A	PCT	REB	AVG	PF-O	A	TO	B	S	PTS	AVG
2014-15	11-0	34	4-6	.667	0-0	.000	5-5	1.000	0-1-1	0.1	7-0	0	5	1	0	13	1.2
<b>TOTAL</b>	<b>11-0</b>	<b>34</b>	<b>4-6</b>	<b>.667</b>	<b>0-0</b>	<b>.000</b>	<b>5-5</b>	<b>1.000</b>	<b>0-1-1</b>	<b>0.1</b>	<b>7-0</b>	<b>0</b>	<b>5</b>	<b>1</b>	<b>0</b>	<b>13</b>	<b>1.2</b>







# #15 Kaliyah Mitchell

So. \* F \* 6-2 \* Stone Mountain, Ga./Stephenson

### Highlights:

- Eclipsed the 200 career point mark with an early three-point basket in the first half vs. Wagner (12/7) and moved past the 300-point plateau with a first half lay-up vs. Indiana (1/22).
- Has three double-doubles on the season.

- Became the first Lady Lion since Nikki Greene (1/27 and 1/30/ 1) with back-to-back double-doubles.
- Moved past the 300 career rebound plateau with 12 boards at Purdue (2/8).

### 2014-15 Season Notes

- Filled the stat sheet with eight points, six assists and a career-high-tying four assists vs. Wisconsin (3/1).
- Tallied nine points and seven rebounds against Ohio State (2/26).
- Nabbed six rebounds to go along with 11 points and a career-high-tying four assists vs. Minnesota (2/15).
- Registered 13 points, six rebounds, two assists and one steal vs. Michigan State (2/11).
- Notched her second straight double-digit rebound game and surpassed the 300 career rebound mark with 12 boards at Purdue (2/8) and added three assists and six points.
- Posted her sixth double-digit rebound game of the season at Rutgers (2/1) with 11 boards. She added two blocked shots and two steals vs. the Scarlet Knights.
- Hauled in a career-high 15 rebounds and added 10 points for her second straight double-double vs. Northwestern (1/25). She also added a career-best four assists and shot 4-of-4 from the free throw line.
- Moved past the 300 career point plateau with a career-high-tying 20-point effort and added 11 rebounds for her second double-double of the season against Indiana (1/22). Hit a career-high two three-pointers and added a then-career-best three assists vs. the Hoosiers.
- Connected on five of her career-high 16 field goal attempts on her way to 14 points at Ohio State (1/18). Added six rebounds, two assists and three steals in a career-high 39 minutes of action vs. the Buckeyes.
- Narrowly missed a double-double with eight points and a then-career-high 12 rebounds at Nebraska (1/15), adding two assists, one block and four steals vs. the Huskers.
- Notched seven points, shooting 2-of-2 from both the field and free throw line, with three rebounds and one assist vs. Rutgers (1/10).
- Scored 11 points - all in the second half - and added five rebounds and two assists vs. Illinois (1/4) off the bench.
- Came off the bench to score nine points with six rebounds and tied a career-high with two assists at Michigan (1/1).
- Equalled her career-high with two blocked shots in the Big Ten opener at Iowa (12/28), adding four rebounds and one steal.
- Posted her 10th straight game with at least five rebounds vs. USF, pulling down eight caroms. She added six points, one assist and one steal vs. the Bulls.
- Notched her first career double-double vs. Rider (12/14) with 12 points and 10 rebounds. She was an efficient 4-of-7 from the field and 4-of-6 from the free throw line, while adding four steals vs. the Broncos.
- Grabbed seven rebounds with nine points and a blocked shot at Hartford (12/10).
- Eclipsed the 200 career point mark with an early first half three pointer vs. Wagner (12/7) and tallied her first ever 20-point game. She logged 20 points with a career-high eight made field goals and added seven rebounds
- Hauled in five rebounds vs. Syracuse (12/4) in the ACC/Big Ten Challenge.
- Narrowly missed a double-double with eight points and nine rebounds vs. Samford (11/30), adding one assist, two steals and a career-high tying two blocks.
- Logged 10 points, five rebounds and a career-high five steals vs. Liberty (1/28).
- Pulled in nine rebounds against St. Bonaventure (11/25).
- Registered eight points and tied her then-career-high with 10 rebounds against Seton Hall (11/22).
- Chipped in nine points, six rebounds and four steals against Albany (11/16).
- Accounted for 10 points and a team-best three steals against Towson (11/14).
- Posted a near double-double with 12 points, nine rebounds and three steals in the exhibition win versus IUP (11/2).

### Notable:

- Was the 54th-ranked recruit by Collegiate Girls Basketball Report and 40th-ranked recruit by All-Star Girls Report.
- Brother, Kenny, was an all-conference basketball player at Virginia State University.

### 14-15 GAME-BY-GAME

OPPONENT	Min.	FG	3FG	FT	O-D-R	PF	A	TO	B	S	Pts
TOWSON	25	3-8	0-2	4-6	2-3-4	4	0	3	0	3	10
ALBANY	30	2-7	1-2	4-5	1-5-6	4	0	5	0	4	9
SETON HALL	32	2-9	0-1	4-6	3-7-10	2	0	1	1	0	8
ST. BONA	29	1-7	0-1	0-1	1-8-9	3	1	3	0	4	2
vs. Liberty	27	4-12	0-3	2-3	1-4-5	4	0	3	0	5	10
vs. Samford	38	3-10	0-1	2-3	1-8-9	5	1	2	2	2	8
at Syracuse	27	0-6	0-4	2-4	1-4-5	3	1	1	1	0	2
WAGNER	28	8-11	1-2	3-4	3-4-7	1	0	1	0	0	20
at Hartford	31	2-13	1-3	4-6	4-6-10	5	0	4	1	0	9
RIDER	29	4-7	0-1	4-6	4-6-10	3	1	1	1	4	12
USF	26	1-5	0-0	4-4	4-4-8	5	1	2	0	1	6
at Iowa	21	0-2	0-0	0-2	2-2-4	4	0	2	2	1	0
at Michigan	28	3-7	0-2	3-4	1-5-6	1	2	2	0	0	9
ILLINOIS	29	5-9	0-1	1-1	1-4-5	3	2	2	0	1	11
at Wisconsin	17	0-5	0-1	3-4	0-1-1	5	1	0	0	0	3
RUTGERS	23	2-2	1-1	2-2	1-2-3	3	1	4	0	0	7
at Nebraska	35	2-13	0-1	4-4	2-10-12	1	2	2	1	4	8
at Ohio State	39	5-16	1-6	3-3	2-4-6	4	2	1	1	3	14
INDIANA	36	7-13	2-4	4-6	6-5-11	4	3	4	2	0	20
N'WESTERN	38	3-6	0-2	4-4	3-12-15	2	4	4	0	0	10
at Minnesota	29	2-8	1-4	0-0	0-4-4	4	2	2	0	1	5
at Rutgers	30	0-6	0-1	3-4	2-9-11	4	1	0	2	2	3
MARYLAND	18	1-8	0-2	0-0	1-2-3	3	1	3	1	1	2
at Purdue	35	1-8	0-1	4-7	1-11-12	4	3	2	1	2	6
MICHIGAN ST.	33	4-10	1-1	4-5	2-4-6	2	1	2	0	1	13
MINNESOTA	31	5-8	1-2	0-0	1-5-6	4	4	4	0	0	11
at Maryland	29	1-7	0-3	0-2	0-2-2	3	2	5	1	2	2
OHIO STATE	37	4-9	0-2	1-1	2-5-7	2	0	2	0	1	9
WISCONSIN	34	4-8	0-0	0-0	3-3-6	5	4	1	1	1	8

### MITCHELL'S CAREER/SEASON HIGHS

	SEASON HIGHS	CAREER HIGHS
Points	20 vs. Indiana (1/22/15) 20 vs. Wagner (12/7/14)	20 vs. Indiana (1/22/15) 20 vs. Wagner (12/7/14)
Rebs.	15 vs. Northwestern (1/25/15)	15 vs. Northwestern (1/25/15)
Assists	4 (3x) last vs. Wisconsin (3/1/15)	4 (3x) last vs. Wisconsin (3/1/15)
Steals	5 vs. Liberty (11/28/14)	5 vs. Liberty (11/28/14)
Blocks	2 (3x) last at Rutgers (2/1/15)	2 (4x) last at Rutgers (2/1/15)
Minutes	39 at Ohio State (1/18/15)	39 at Ohio State (1/18/15)
FGM	8 vs. Wagner (12/7/14)	8 vs. Wagner (12/7/14)
FGA	16 at Ohio State (1/18/15)	16 at Ohio State (1/18/15)
3FGM	2 vs. Indiana (1/22/15)	2 vs. Indiana (1/22/15)
3FGA	6 at Ohio State (1/18/15)	6 at Ohio State (1/18/15)
FTM	4 (11x) last vs. Michigan State (2/11/15)	7 vs. Northwestern (2/20/14)
FTA	7 at Purdue (2/8/15)	7 (4x) last at Purdue (2/8/15)


### MITCHELL'S MISCELLANEOUS STATS

Category	Season	Career	Last Time
Double Figure Scoring	10	12	11 vs. Minnesota (2/15/15)
20-point games	2	2	20 vs. Indiana (1/22/15)
Double Figure Rebounds	7	8	12 at Purdue (2/8/15)
5-plus Rebounds	22	35	5 vs. Wisconsin (3/1/15)
5-plus Assists	n/a	n/a	
3-plus Steals	7	9	3 at Ohio State (1/18/15)
Double-Doubles	3	3	10p, 15r vs. Northwestern (1/25/15)

### MITCHELL'S CAREER STATS

Year	GP-GS	MIN	FG-A	PCT	3FG-A	PCT	FT-A	PCT	REB	AVG	PF-O	A	TO	B	S	PTS	AVG
2013-14	32-0	546	41-114	.360	1-14	.071	61-83	.735	40-100-140	4.4	64-2	28	26	5	20	144	4.5
2014-15	29-24	864	79-240	.329	10-54	.185	69-97	.711	54-145-199	6.9	97-5	40	68	18	43	237	8.2
<b>TOTAL</b>	<b>61-24</b>	<b>1410</b>	<b>120-354</b>	<b>.339</b>	<b>11-68</b>	<b>.162</b>	<b>130-180</b>	<b>.722</b>	<b>94-245-339</b>	<b>5.6</b>	<b>161-7</b>	<b>68</b>	<b>94</b>	<b>23</b>	<b>63</b>	<b>381</b>	<b>6.2</b>





# #25 Peyton Whitted

So. \* F \* 6-3 \* Suwanee, Ga./North Gwinnett

### Highlights:

- Scored in double figures in consecutive games for the first time in her career with 12 points vs. Indiana (1/22) and 11 points vs. Northwestern (1/25).
- Moved past the 200 career point mark with her first basket of the game at Rutgers (2/1).
- Secured her 200th career rebounds with her first of five rebound vs. Wisconsin (3/1).

### 2014-15 Season Notes:

- Moved past the 200 career rebound mark with her first of five rebounds vs. Wisconsin (3/1). Also added four points and one assists vs. the Badgers.
- Pulled down five rebounds and added four points at Maryland (2/23)
- Scored seven points and tallied three rebounds vs. Minnesota (2/15).
- Reached double figures for the fourth straight game with 11 points at Rutgers (2/1) to move past the 200 career point mark. She also added three rebounds, one assist and one steal vs. the Scarlet Knights.
- Set a career-high for the second time in three games with 16 points to tie for team-high at Minnesota (1/28). Also had a career-best seven made field goals and 14 attempts
- Posted consecutive double-figure scoring games for the first time in her career with 11 points vs. Northwestern (1/25), shooting 4-of-4 from the field
- Scored a then-career-high 12 points with a then-career-best six made field goals and two blocked shots vs. Indiana (1/22).
- Tied a career-high with two assists and added two points and four rebounds at Nebraska (1/15).
- Pulled in eight rebounds and scored two points vs. Rutgers (1/10).
- Scored four points and grabbed four boards at Wisconsin (1/6).
- Added seven points off the bench vs. Illinois (1/4).
- Collected a career-high three steals with two points and three rebounds at Michigan (1/1).
- Played a career-high 27 minutes in the Big Ten opener at Iowa (12/28), tying her career-high with two assists.
- Handed out a career-high-tying two assists, adding four points and three rebounds, vs. USF (12/21).
- Set a then-season-high with eight points and grabbed five rebounds at Hartford (12/10).
- Scored seven points and had five rebounds vs. Liberty (1/28).
- Tallied six points, seven rebounds and two assists against Seton Hall (11/22).
- Grabbed nine rebounds with four points and two assists in the win over Towson (11/14).
- Pulled in 10 rebounds to go along with eight points and five assists in the exhibition win over IUP (11/2).

### Notable:

- Led North Gwinnett to the Georgia State Championship game after averaging 13.7 points, 5.7 rebounds, 1.4 steals and 2.0 assists per game as a senior.
- Participated in USA Basketball's U16 Trials in May 2011.
- Father, Kevin, played basketball at Tennessee from 1993-95.
- Kevin is currently the head coach of the NBA D-League's Westchester Knicks.
- Kevin broke Michael Jordan's Laney High School scoring record with 1,554 points.

### 14-15 GAME-BY-GAME

OPPONENT	Min.	FG	3FG	FT	O-D-R	PF	A	TO	B	S	Pts
TOWSON	23	2-5	0-0	0-0	3-6-9	3	2	3	0	1	4
ALBANY	19	1-5	0-1	0-1	1-3-4	4	1	3	0	1	2
SETON HALL	23	2-6	0-3	2-6	1-6-7	3	2	4	1	1	6
ST. BONA	9	2-3	0-1	0-0	1-0-1	2	0	0	0	1	4
vs. Liberty	18	3-6	1-1	0-0	3-2-5	5	0	2	0	0	7
vs. Samford	23	1-7	0-1	0-0	1-4-5	4	0	1	1	1	2
at Syracuse	12	1-3	0-0	1-2	0-1-1	1	0	3	0	0	3
WAGNER	16	2-4	0-0	0-0	1-1-2	2	0	1	0	1	4
at Hartford	23	3-7	0-1	2-2	2-3-5	4	0	2	0	0	8
RIDER	14	2-4	0-0	1-2	0-2-2	3	1	3	0	0	5
USF	18	1-4	0-0	2-2	1-2-3	4	2	1	0	0	4
at Iowa	27	0-6	0-2	0-0	0-4-4	2	2	2	0	1	0
at Michigan	24	1-6	0-2	0-0	1-2-3	1	1	7	0	3	2
ILLINOIS	15	3-6	0-0	1-1	1-1-2	3	0	1	0	0	7
at Wisconsin	15	2-6	0-0	0-0	3-1-4	2	0	1	0	0	4
RUTGERS	20	1-6	0-1	0-0	3-5-8	2	1	0	0	0	2
at Nebraska	22	1-4	0-1	0-0	2-2-4	2	2	4	0	0	2
at Ohio State	14	1-4	0-0	0-0	0-0-0	3	0	0	0	0	2
INDIANA	26	6-10	0-0	0-0	3-1-4	3	0	0	2	2	12
N'WESTERN	20	4-4	0-0	3-4	2-4-6	4	0	1	0	0	11
at Minnesota	23	7-14	0-0	2-2	4-2-6	3	1	0	1	0	16
at Rutgers	22	5-12	0-0	1-2	0-3-3	4	1	3	0	1	11
MARYLAND	21	2-6	0-1	0-0	2-2-4	5	0	1	1	0	4
at Purdue	18	2-3	0-0	1-2	1-2-3	3	0	2	0	0	5
MICHIGAN ST.	15	0-1	0-0	0-0	0-5-5	1	1	1	0	0	0
MINNESOTA	12	3-6	0-1	1-2	1-2-3	3	1	2	1	0	7
at Maryland	22	1-2	0-0	2-4	1-4-5	3	0	1	0	1	4
OHIO STATE	12	1-4	0-0	0-0	1-2-3	2	0	0	1	0	2
WISCONSIN	11	1-7	0-1	2-2	3-2-5	0	1	2	0	0	4

### WHITTED'S CAREER/SEASON HIGHS

	SEASON HIGHS	CAREER HIGHS
Points	16 at Minnesota (1/28/15)	16 at Minnesota (1/28/15)
Rebs.	9 vs. Towson (11/14/14)	10 at Illinois (1/9/14)
Assists	2 (5x) last at Nebraska (1/15/15)	2 (7x) last at Nebraska (1/15/15)
Steals	3 at Michigan (1/1/15)	3 at Michigan (1/1/15)
Blocks	2 vs. Indiana (1/22/15)	3 at South Dakota St. (12/11/13)
Minutes	27 at Iowa (12/28/14)	27 at Iowa (12/28/14)
FGM	7 at Minnesota (1/28/15)	7 at Minnesota (1/28/15)
FGA	14 at Minnesota (1/28/15)	14 at Minnesota (1/28/15)
3FGM	1 vs. Samford (11/30/14)	1 vs. Samford (11/30/14)
		1 vs. Ohio State (3/7/14)
3FGA	3 vs. Seton Hall (11/22/14)	3 vs. Seton Hall (11/22/14)
		3 vs. Bucknell (11/20/13)
FTM	3 vs. Northwestern (1/25/15)	5 at Illinois (1/9/14)
FTA	6 vs. Seton Hall (11/22/14)	6 vs. Seton Hall (11/22/14)

### WHITTED'S MISCELLANEOUS STATS

Category	Season	Career	Last Time
Double Figure Scoring	4	5	11 at Rutgers (2/1/15)
20-point games	n/a	n/a	
Double Figure Rebounds	n/a	1	10 at Illinois (1/9/14)
5-plus Rebounds	11	16	5 vs. Wisconsin (3/1/15)
5-plus Assists	n/a	n/a	
3-plus Steals	1	1	3 at Michigan (1/1/15)
Double-Doubles	n/a	n/a	

### WHITTED'S CAREER STATS

Year	GP-GS	MIN	FG-A	PCT	3FG-A	PCT	FT-A	PCT	REB	AVG	PF-O	A	TO	B	S	PTS	AVG
2013-14	31-0	344	37-80	.463	1-17	.059	16-23	.696	35-53-88	2.8	58-0	8	26	5	12	91	2.9
2014-15	29-8	537	61-161	.379	1-17	.059	21-34	.618	42-74-116	4.0	82-2	19	51	8	14	144	5.0
<b>TOTAL</b>	<b>60-8</b>	<b>881</b>	<b>98-241</b>	<b>.407</b>	<b>2-34</b>	<b>.059</b>	<b>37-57</b>	<b>.649</b>	<b>77-127-204</b>	<b>3.4</b>	<b>140-2</b>	<b>27</b>	<b>77</b>	<b>13</b>	<b>26</b>	<b>235</b>	<b>3.9</b>





# #34 Molly Dincher

Sr. \* G/F \* 6-0 \* Williamsport, Pa./Williamsport Area (Penn State Wilkes-Barre)

### Highlights:

- Added to the Lady Lion roster as a walk-on on November 14.
- Served as a Lady Lion manager for a year and a half.

### 2014-15 Season Notes:

- Appeared vs. Wisconsin (3/1) on Senior Day.
- Played three minutes vs. Rider (12/14) in the 85-51 victory.
- Made her first appearance for the Lady Lions vs. Wagner (12/7).

### Notable:

- Dincher played at Penn State Wilkes-Barre for two seasons where she helped the Mountain Lions to the 2011-12 PSUAC North Division Championship.
- She averaged 7.3 points and 8.6 rebounds that season for Wilkes-Barre, her final season for the Mountain Lions.
- She also rejected 33 shots and had 27 assists in 21 appearances that included 16 starts.
- As a freshman at Wilke-Barre, Dincher finished seventh in the United States Collegiate Athletic Associations USCAA) in blocked shots, averaging 1.5 per game.
- Since coming to University Park, Dincher played for the Penn State women's club basketball team that took second in the National Championships in 2012-13.
- She also served as a manager for the Lady Lions for the last year and a half.
- A three-year letterwinner, Dincher played her high school basketball at Williamsport Area High School. In her final season, the Millionaires were 12-8

### 14-15 GAME-BY-GAME

OPPONENT	Min.	FG	3FG	FT	O-D-R	PF	A	TO	B	S	Pts
TOWSON	DNP										
ALBANY	DNP										
SETON HALL	DNP										
ST. BONA	DNP										
vs. Liberty	DNP										
vs. Samford	DNP										
at Syracuse	DNP										
WAGNER	2	0-0	0-0	0-0	0-0-0	0	0	0	0	0	0
at Hartford	DNP										
RIDER	3	0-0	0-0	0-0	0-0-0	0	0	2	0	0	0
USF	DNP										
at Iowa	DNP										
at Michigan	DNP										
ILLINOIS	DNP										
at Wisconsin	DNP										
RUTGERS	DNP										
at Nebraska	DNP										
at Ohio State	DNP										
INDIANA	DNP										
N'WESTERN	DNP										
at Minnesota	DNP										
at Rutgers	DNP										
MARYLAND	DNP										
at Purdue	DNP										
MICHIGAN ST.	DNP										
MINNESOTA	DNP										
at Maryland	DNP										
OHIO STATE	DNP										
WISCONSIN	1	0-0	0-0	0-0	0-0-0	0	0	0	0	0	0

### DINCHER'S CAREER/SEASON HIGHS

	SEASON HIGHS	CAREER HIGHS
Points	n/a	n/a
Rebs.	n/a	n/a
Assists	n/a	n/a
Steals	n/a	n/a
Blocks	n/a	n/a
Minutes	3 vs. Rider (12/14/14)	3 vs. Rider (12/14/14)
FGM	n/a	n/a
FGA	n/a	n/a
3FGM	n/a	n/a
3FGA	n/a	n/a
FTM	n/a	n/a
FTA	n/a	n/a

### DINCHER'S MISCELLANEOUS STATS

Category	Season	Career	Last Time
Double Figure Scoring	n/a	n/a	
20-point games	n/a	n/a	
Double Figure Rebounds	n/a	n/a	
5-plus Rebounds	n/a	n/a	
5-plus Assists	n/a	n/a	
3-plus Steals	n/a	n/a	
Double-Doubles	n/a	n/a	

### DINCHER'S CAREER STATS

Year	GP-GS	MIN	FG-A	PCT	3FG-A	PCT	FT-A	PCT	REB	AVG	PF-O	A	TO	B	S	PTS	AVG
2014-15	3-0	5	0-0	.000	0-0	.000	0-0	.000	0-0-0	0.0	1-0	0	2	0	0	0	0.0
<b>TOTAL</b>	<b>3-0</b>	<b>5</b>	<b>0-0</b>	<b>.000</b>	<b>0-0</b>	<b>.000</b>	<b>0-0</b>	<b>.000</b>	<b>0-0-0</b>	<b>0.0</b>	<b>1-0</b>	<b>0</b>	<b>2</b>	<b>0</b>	<b>0</b>	<b>0</b>	<b>0.0</b>

10-Time Big Ten Champions • Two-Time Big Ten Tournament Champions • 2000 NCAA Final Four • 25 NCAA Tournament Appearances





# #41 Jenny DeGraaf

So. \* F \* 6-1 \* Springboro, Ohio/Springboro

### Highlights:

- Posted her first career double-double with 11 points and 11 rebounds vs. Samford (11/30).

### 2014-15 Season Notes:

- Scored nine points to go along with seven rebounds, one assist and one steal vs. Wisconsin (3/1).
- Had four rebounds and four points in nine minutes off the bench vs. Michigan State (2/11).
- Tallied six points to go along with two assists and one blocked shot vs. Maryland (2/5).
- Scored six points on 2-of-4 shooting from the field and a 2-of-3 effort from the free throw line at Rutgers (2/1).
- Totalled three points and handed out a career-high-tying three assists vs. Indiana (1/22).
- Was 3-of-7 from the field, with one three pointer, to score seven points at Wisconsin (1/6).
- Converted both of her field goal attempts and grabbed one rebound in the Big Ten opener at Iowa (12/28).
- Pulled down seven rebounds and scored four points vs. Rider (12/14).
- Equaled her career-high with 12 points on 4-of-8 shooting, along with a career-best 4-of-4 effort from the free throw line vs. Wagner (12/7).
- Handed out a career-best three assists and made her first career free throw at Syracuse (12/4) in the ACC/Big Ten Challenge.
- Set career-highs with 33 minutes, five field goals made, nine field goals attempted and 10 rebounds vs. Samford (11/30), adding 11 points for her first career double-double
- Registered eight points on a 4-of-7 effort with four rebounds in a career-high 27 minutes against St. Bonaventure (11/25).
- Posted six points on 3-for-5 shooting and five rebounds against Seton Hall (1/22).
- Connected on all four of her three-point attempts en route to a career-high 12 points in a personal-best 22 minutes against Albany (11/16).
- Hit 4-of-5 shots from the field, including two attempts from long range, en route to 11 points in the exhibition against IUP (11/2).

### Notable:

- Set the Springboro High School single-season record for free throws made with 121, including 25 consecutive makes from the charity stripe in 2013.

### 14-15 GAME-BY-GAME

OPPONENT	Min.	FG	3FG	FT	O-D-R	PF	A	TO	B	S	Pts
TOWSON	15	0-2	0-2	0-0	0-3-3	1	0	0	0	1	0
ALBANY	22	4-4	4-4	0-0	0-0-0	1	0	1	0	0	12
SETON HALL	24	3-5	0-0	0-0	2-3-5	1	1	1	1	1	6
ST. BONA	27	4-7	0-2	0-0	0-4-4	1	0	0	0	0	8
vs. Liberty	20	1-3	0-2	0-0	1-2-3	0	1	0	0	0	1
vs. Samford	33	5-9	1-2	0-0	1-9-10	1	1	0	0	0	11
at Syracuse	25	1-5	1-5	1-2	1-3-4	0	3	1	0	0	4
WAGNER	19	4-8	0-2	4-4	1-2-3	2	1	0	1	0	12
at Hartford	24	1-6	0-3	0-0	2-0-2	1	2	2	0	1	2
RIDER	23	2-6	0-2	0-0	0-7-7	2	0	2	0	0	4
USF	5	0-1	0-0	0-0	0-0-0	0	0	1	0	0	0
at Iowa	9	2-2	0-0	0-0	0-1-1	2	0	1	0	0	4
at Michigan	13	1-5	0-2	0-0	0-2-2	2	0	0	1	0	2
ILLINOIS	4	1-2	0-0	0-0	0-0-0	0	0	1	0	1	2
at Wisconsin	16	3-7	1-3	0-0	0-0-0	0	1	3	0	0	7
RUTGERS	8	0-2	0-0	0-0	0-0-0	0	0	0	1	0	0
at Nebraska	20	0-3	0-2	0-0	0-4-4	1	0	1	0	1	0
at Ohio State	11	0-3	0-0	0-0	0-0-0	0	0	0	0	1	0
INDIANA	8	1-3	1-1	0-0	0-2-2	0	3	0	0	0	3
N'WESTERN	DNP										
at Minnesota	14	0-3	0-0	0-0	0-2-2	0	0	0	0	0	0
at Rutgers	13	2-4	0-0	2-3	0-1-1	0	0	0	0	0	6
MARYLAND	22	3-7	0-3	0-0	1-0-1	2	2	1	1	0	6
at Purdue	13	2-3	0-1	0-0	0-2-2	1	1	1	0	1	4
MICHIGAN ST.	9	2-3	0-0	0-0	0-4-4	0	0	0	0	0	4
MINNESOTA	16	1-7	0-3	1-1	0-0-0	1	1	0	0	0	3
at Maryland	8	0-0	0-0	0-0	0-1-1	1	0	0	0	0	0
OHIO STATE	6	1-1	0-0	0-0	0-0-0	1	1	1	0	0	2
WISCONSIN	25	3-8	1-3	2-2	0-7-7	1	1	0	0	1	9

### DeGRAAF'S CAREER/SEASON HIGHS

	SEASON HIGHS	CAREER HIGHS
Points	12 vs. Wagner (12/7/14) 12 vs. Albany (11/16/14)	12 vs. Wagner (12/7/14) 12 vs. Albany (11/16/14)
Rebs.	10 vs. Samford (11/30/14)	10 vs. Samford (11/30/14)
Assists	3 vs. Indiana (1/22/15) 3 at Syracuse (12/4/14)	3 vs. Indiana (1/22/15) 3 at Syracuse (12/4/14)
Steals	1 (7x) last vs. Wisconsin (3/1/15)	1 (8x) last vs. Wisconsin (3/1/15)
Blocks	1 (5x) last vs. Maryland (2/5/15)	1 (5x) last vs. Maryland (2/5/15)
Minutes	33 vs. Samford (11/30/14)	33 vs. Samford (11/30/14)
FGM	5 vs. Samford (11/30/14)	5 vs. Samford (11/30/14)
FGA	9 vs. Samford (11/30/14)	9 vs. Samford (11/30/14)
3FGM	4 vs. Albany (11/16/14)	4 vs. Albany (11/16/14)
3FGA	5 at Syracuse (12/4/14)	5 at Syracuse (12/4/14)
FTM	4 vs. Wagner (12/7/14)	4 vs. Wagner (12/7/14)
FTA	4 vs. Wagner (12/7/14)	4 vs. Wagner (12/7/14)


### DeGRAAF'S MISCELLANEOUS STATS

Category	Season	Career	Last Time
Double Figure Scoring	3	3	12 vs. Wagner (12/7/14)
20-point games	n/a	n/a	
Double Figure Rebounds	1	1	10 vs. Samford (11/30/14)
5-plus Rebounds	4	4	7 vs. Wisconsin (3/1/15)
5-plus Assists	n/a	n/a	
3-plus Steals	n/a	n/a	
Double-Doubles	1	1	11p, 10r vs. Samford (11/30/14)

### DeGRAAF'S CAREER STATS

Year	GP-GS	MIN	FG-A	PCT	3FG-A	PCT	FT-A	PCT	REB	AVG	PF-O	A	TO	B	S	PTS	AVG
2013-14	17-0	76	7-20	.350	2-7	.286	0-0	.000	3-6-9	0.5	5-0	4	5	0	1	16	0.9
2014-15	28-0	452	47-119	.395	9-42	.214	10-12	.833	9-59-68	2.4	22-0	19	17	5	9	113	4.0
<b>TOTAL</b>	<b>45-0</b>	<b>528</b>	<b>54-139</b>	<b>.388</b>	<b>11-49</b>	<b>.224</b>	<b>10-12</b>	<b>.833</b>	<b>12-65-77</b>	<b>1.7</b>	<b>27-0</b>	<b>23</b>	<b>22</b>	<b>5</b>	<b>10</b>	<b>129</b>	<b>2.9</b>





# #44 Tori Waldner

Sr. \* F/C \* 6-5 \* Milton, Ga./Milton

### Highlights:

- Ranks eighth on Penn State's career blocks list (120).
- Selected for the WBCA's So You Want to be a Coach Program
- Nominee for Allstate WBCA Good Works Team.
- Selected as a team tri-captain.

• Scored her 300th career point vs. Samford (11/30) and recorded her 400th career point with a second half basket at Maryland (2/23).

### 2014-15 Season Notes:

- Delivered 12 points, four rebounds and two steals on Senior Day vs. Wisconsin (3/1).
- Hit on three field goal attempts and all four of her free throw attempts en route to 10 points and six rebounds versus Ohio State (2/26).
- Netted her 400th career point on a second half jumper at Maryland (2/23), ending the game with four points.
- Scored a career-high 16 points and pulled down eight rebounds vs. Minnesota (2/15) and made a career-best seven field goals. Also tied a season-high with four assists.
- Added eight rebounds to go along with six points, one assist, one blocked shot and one steal vs. Maryland (2/5).
- Tallied six points to eclipse the 300 career point mark and hauled in seven rebounds in 23 minutes at Rutgers (2/1).
- Grabbed nine rebounds and scored nine points at Minnesota (1/28). Also added three blocked shots and one steal vs. the Gophers.
- Handed out a season-high four assists vs. Northwestern (1/25).
- Pulled down nine rebounds to go along with five points and one steal vs. Indiana (1/22)
- Scored nine points on 4-of-7 shooting from the field and added three assists at Ohio State (1/18)
- Tied her career-high with three steals and added eight rebounds, two assists and two blocked shots vs. Rutgers (1/10).
- Pulled down seven rebounds and added nine points vs. Illinois (1/4), including a season-best five free throws made on a career-high-tying six attempts.
- Grabbed seven rebounds, blocked three shots and added two assists at Michigan (1/1).
- Scored seven points and grabbed four rebounds in the Big Ten opener at Iowa (12/28).
- Took over eighth on the Penn State career blocked shots list with one rejection vs. Rider (12/14). It was her 103rd career block and moved her past Talia East (102; 2011-14).
- Blocked one shot and hauled in five rebounds vs. agner (12/7).
- Hauled in six rebounds at Syracuse (12/4) in the ACC/Big Ten Challenge.
- Grabbed a career-high 12 rebounds and scored eight points vs. Samford (11/30).
- Had 10 points, including her second career three pointer, eight rebounds and three assists vs. Liberty (11/28).
- Logged four points, six rebounds and three blocks against St. Bonaventure (11/25).
- Tallied seven rebounds, three blocks and a pair of steals versus Seton Hall (11/22).
- Recorded four blocked shots and nine rebounds against Albany (11/16).
- Notched her first career double-double with 11 points on 5-of-7 shooting and 11 rebounds, which tied her then-career high, in the season-opening win over Towson (11/14).
- Had four points and five rebounds in the exhibition against IU (11/2).

### Notable:

- President of the Penn State Student-Athlete Advisory Board (SAAB).
- Was a member of the 2014 Penn State Homecoming Court.
- Participates in LifeLink, which is program in which State College Area School District special-needs students between the ages of 18 and 21 are given an opportunity to interact with students of their own age in an environment that is socially and academically conducive to continued growth with the hope of future independent living.
- Is one of just nine players with 100-plus career blocks and one of just 15 Lady Lions in program history to record 80 or more blocks in a career.
- Had a streak of 12-straight games with at least one block (11/10/13-1/5/14).
- Mother, Diane, played basketball and lacrosse at Russell Sage College in Troy, New York.

### 14-15 GAME-BY-GAME

OPPONENT	Min.	FG	3FG	FT	O-D-R	PF	A	TO	B	S	Pts
TOWSON	26	5-7	0-0	1-2	2-9-11	2	0	0	0	1	11
ALBANY	19	1-4	0-0	4-4	2-7-9	4	2	4	4	1	6
SETON HALL	23	1-4	0-1	0-0	3-4-7	4	2	1	3	2	2
ST. BONA	29	2-4	0-0	0-0	1-5-6	3	1	2	3	0	4
vs. Liberty	34	3-8	1-2	3-4	3-5-8	2	3	1	1	1	10
vs. Samford	39	3-7	0-1	2-2	1-11-12	4	0	3	0	1	8
at Syracuse	18	2-7	0-0	0-0	3-3-6	3	0	1	0	0	4
WAGNER	15	0-1	0-0	0-2	0-5-5	3	2	2	1	1	0
at Hartford	23	0-2	0-0	0-0	0-4-4	1	2	2	1	0	0
RIDER	10	1-2	0-0	2-2	1-1-2	4	0	1	1	0	4
USF	10	0-1	0-0	0-1	0-3-3	5	1	1	1	0	0
at Iowa	22	2-7	0-0	3-4	3-1-4	1	0	4	0	1	7
at Michigan	20	2-4	0-1	0-0	4-3-7	2	1	5	2	2	4
ILLINOIS	25	2-5	0-1	5-6	0-7-7	2	2	3	1	0	9
at Wisconsin	11	0-0	0-0	1-2	0-2-2	1	0	0	1	0	1
RUTGERS	27	0-0	0-0	0-0	1-7-8	4	2	7	2	3	0
at Nebraska	16	1-2	0-0	0-0	0-2-2	3	0	1	1	1	2
at Ohio State	23	4-7	0-0	1-1	0-1-1	5	3	3	1	0	9
INDIANA	24	1-6	0-1	3-4	2-7-9	3	0	1	0	1	5
N'WESTERN	16	0-3	0-0	0-0	1-1-2	2	4	1	0	0	0
at Minnesota	24	3-7	0-0	3-4	2-7-9	3	0	2	3	1	9
at Rutgers	23	3-6	0-1	0-0	2-5-7	3	1	2	0	0	6
MARYLAND	30	3-8	0-0	0-0	4-4-8	3	2	1	1	1	6
at Purdue	29	2-6	0-0	0-0	2-2-4	1	2	0	0	0	4
MICHIGAN ST.	15	2-4	0-0	2-2	0-0-0	4	0	4	0	0	6
MINNESOTA	31	7-14	0-0	2-2	4-4-8	3	4	4	2	0	16
at Maryland	20	2-6	0-0	0-0	0-3-3	4	0	2	1	0	4
OHIO STATE	28	3-6	0-0	4-4	3-3-6	3	3	4	0	1	10
WISCONSIN	27	4-8	0-0	0-0	1-3-4	3	0	3	0	2	12

### WALDNER'S CAREER/SEASON HIGHS

	SEASON HIGHS	CAREER HIGHS
Points	16 vs. Minnesota (2/15/15)	16 vs. Minnesota (2/15/15)
Rebs.	12 vs. Samford (11/30/14)	12 vs. Samford (11/30/14)
Assists	4 vs. Minnesota (2/15/15) 4 vs. Northwestern (1/25/15)	5 vs. Illinois State (11/30/13)
Steals	3 vs. Rutgers (1/10/15)	3 vs. Rutgers (1/10/15) 3 vs. Michigan State (2/10/13)
Blocks	4 vs. Albany (11/16/14)	5 vs. Northwestern (2/20/14) 5 vs. Minnesota (1/24/13)
Minutes	39 vs. Samford (11/30/14)	39 vs. Samford (11/30/14)
FGM	7 vs. Minnesota (2/15/15)	7 vs. Minnesota (2/15/15)
FGA	14 vs. Minnesota (2/15/15)	14 vs. Minnesota (2/15/15)
3FGM	1 vs. Liberty (11/28/14)	1 (2x) last vs. Liberty (11/28/14)
3FGA	2 vs. Liberty (11/28/14)	2 (2x) last vs. Liberty (11/28/14)
FTM	5 vs. Illinois (1/4/15)	6 vs. Howard (11/11/12)
FTA	6 vs. Illinois (1/4/15)	6 vs. Illinois (1/4/15) 6 vs. Howard (11/11/12)

### WALDNER'S MISCELLANEOUS STATS

Category	Season	Career	Last Time
Double Figure Scoring	5	11	12 vs. Wisconsin (3/11/14)
20-point games	n/a	n/a	
Double Figure Rebounds	2	6	12 vs. Samford (11/30/14)
5-plus Rebounds	16	45	6 vs. Ohio State (2/26/14)
5-plus Assists	n/a	1	5 vs. Illinois State (11/30/13)
3-plus Steals	1	2	3 vs. Rutgers (1/10/15)
5-plus Blocks	n/a	2	5 vs. Northwestern (2/20/14)
Double-Doubles	1	1	11 p, 11 r vs. Towson (11/14/14)

### WALDNER'S CAREER STATS

Year	GP-GS	MIN	FG-A	PCT	3FG-A	PCT	FT-A	PCT	REB	AVG	PF-O	A	TO	B	S	PTS	AVG
2011-12	31-0	272	25-56	.446	0-1	.000	13-23	.565	13-54-67	2.2	50-0	15	24	18	16	63	2.0
2012-13	30-0	275	19-59	.322	0-1	.000	10-13	.769	31-54-85	2.8	47-0	8	22	32	11	48	1.6
2013-14	32-32	677	67-159	.421	1-3	.333	20-33	.606	48-131-179	5.6	83-1	32	39	39	16	155	4.8
2014-15	29-25	672	61-147	.415	1-8	.125	36-49	.735	45-119-164	5.7	85-2	38	60	31	19	159	5.5
<b>TOTAL</b>	<b>122-57</b>	<b>1896</b>	<b>172-421</b>	<b>.409</b>	<b>2-13</b>	<b>.154</b>	<b>79-118</b>	<b>.669</b>	<b>137-358-495</b>	<b>4.1</b>	<b>265-3</b>	<b>93</b>	<b>145</b>	<b>120</b>	<b>62</b>	<b>425</b>	<b>3.5</b>



**2014-15 Penn State Lady Lion Basketball**  
**Penn State Combined Team Statistics (as of Mar 01, 2015)**  
**All games**

<b>RECORD:</b>	<b>OVERALL</b>	<b>HOME</b>	<b>AWAY</b>	<b>NEUTRAL</b>
ALL GAMES	6-23	5-11	1-10	0-2
CONFERENCE	3-15	2-7	1-8	0-0
NON-CONFERENCE	3-8	3-4	0-2	0-2

#	Player	gp-gs	min	avg	Total		3-Point		F-Throw		Rebounds			avg	pf	dq	a	to	blk	stl	pts	avg
					fg-fga	fg%	3fg-fga	3fg%	ft-fa	ft%	off	def	tot									
12	Spann, Lindsey	28-17	851	30.4	143-375	.381	37-114	.325	58-82	.707	8	65	73	2.6	65	2	86	103	0	31	381	13.6
05	Moore, Sierra	29-29	986	34.0	134-344	.390	3-10	.300	73-121	.603	63	88	151	5.2	61	3	110	104	15	36	344	11.9
01	Agee, Candice	28-23	646	23.1	122-244	.500	0-0	.000	49-94	.521	62	109	171	6.1	74	2	31	61	53	26	293	10.5
15	Mitchell, Kaliyah	29-24	864	29.8	79-240	.329	10-54	.185	69-97	.711	54	145	199	6.9	97	5	40	68	18	43	237	8.2
44	Waldner, Tori	29-25	672	23.2	61-147	.415	1-8	.125	36-49	.735	45	119	164	5.7	85	2	38	60	31	19	159	5.5
25	Whitted, Peyton	29-8	537	18.5	61-161	.379	1-17	.059	21-34	.618	42	74	116	4.0	82	2	19	51	8	14	144	5.0
41	DeGraaf, Jenny	28-0	452	16.1	47-119	.395	9-42	.214	10-12	.833	9	59	68	2.4	22	0	19	17	5	9	113	4.0
10	Sevillian, Keke	29-18	573	19.8	33-89	.371	11-36	.306	12-26	.462	14	26	40	1.4	55	0	35	32	5	28	89	3.1
11	Harris, Alex	17-1	230	13.5	19-45	.422	0-0	.000	12-22	.545	33	59	92	5.4	31	0	11	19	12	4	50	2.9
14	Brooks, Dominique	11-0	34	3.1	4-6	.667	0-0	.000	5-5	1.000	0	1	1	0.1	7	0	0	5	1	0	13	1.2
34	Dincher, Molly	3-0	5	1.7	0-0	.000	0-0	.000	0-0	.000	0	0	0	0.0	1	0	0	2	0	0	0	0.0
Team											68	74	142				13					
Total.....		29	5850		703-1770	.397	72-281	.256	345-542	.637	398	819	1217	42.0	580	16	389	535	148	210	1823	62.9
Opponents.....		29	5850		713-1812	.393	213-617	.345	416-619	.672	385	762	1147	39.6	504	-	455	434	149	262	2055	70.9

<b>TEAM STATISTICS</b>	<b>PSU</b>	<b>OPP</b>	<b>Date</b>	<b>Opponent</b>	<b>Score</b>	<b>Att.</b>
SCORING	1823	2055	11/14/14	TOWSON	W 71-64	3123
Points per game	62.9	70.9	11/16/14	ALBANY	L 53-54	8607
Scoring margin	-8.0	-	11/22/14	SETON HALL	L 70-75	3114
FIELD GOALS-ATT	703-1770	713-1812	11/25/14	ST. BONAVENTURE	L 54-56	6703
Field goal pct	.397	.393	11/28/14	vs Liberty	L 68-80	645
3 POINT FG-ATT	72-281	213-617	11/30/14	vs Samford	Lot 56-59	522
3-point FG pct	.256	.345	12/04/14	at Syracuse	L 39-61	258
3-pt FG made per game	2.5	7.3	12/7/14	WAGNER	W 96-66	3657
FREE THROWS-ATT	345-542	416-619	12/10/14	at HARTFORD	L 57-62	1467
Free throw pct	.637	.672	12/14/14	RIDER	W 85-51	9991
F-Throws made per game	11.9	14.3	12/21/14	USF	Lot 87-90	3429
REBOUNDS	1217	1147	* 12/28/14	at Iowa	L 52-77	5411
Rebounds per game	42.0	39.6	* 01/01/15	at Michigan	L 53-89	3034
Rebounding margin	+2.4	-	* 1/4/15	ILLINOIS	L 76-91	3933
ASSISTS	389	455	* 01/06/15	at Wisconsin	L 46-65	2822
Assists per game	13.4	15.7	* 1/10/15	RUTGERS	L 51-71	3705
TURNOVERS	535	434	* 01/15/15	at Nebraska	L 45-73	5395
Turnovers per game	18.4	15.0	* 01/18/15	at Ohio State	L 60-69	6346
Turnover margin	-3.5	-	* 1/22/15	INDIANA	W 79-75	3290
Assist/turnover ratio	0.7	1.0	* 1/25/15	NORTHWESTERN	W 76-75	3786
STEALS	210	262	* 01/28/15	at Minnesota	L 64-75	2738
Steals per game	7.2	9.0	* 02/01/15	at Rutgers	L 65-76	2931
BLOCKS	148	149	* 2/5/15	MARYLAND	L 62-77	3809
Blocks per game	5.1	5.1	* 2/8/15	at Purdue University	W 54-50	6861
ATTENDANCE	77727	44737	* 2/11/15	MICHIGAN STATE	L 67-74	3319
Home games-Avg/Game	16-4858	11-3961	* 2/15/15	MINNESOTA	L 77-85	4462
Neutral site-Avg/Game	-	2-584	* 02/23/15	at Maryland	L 34-65	6307
			* 2/26/15	OHIO STATE	L 70-88	3529
			* 3/1/15	WISCONSIN	L 56-62	9270

\* = Conference game

**2014-15 Penn State Lady Lion Basketball**  
**Penn State Combined Team Statistics (as of Mar 01, 2015)**  
**Conference games**

<b>RECORD:</b>	<b>OVERALL</b>	<b>HOME</b>	<b>AWAY</b>	<b>NEUTRAL</b>
ALL GAMES	3-15	2-7	1-8	0-0
CONFERENCE	3-15	2-7	1-8	0-0
NON-CONFERENCE	0-0	0-0	0-0	0-0

#	Player	gp-gs	min	avg	Total		3-Point		F-Throw		Rebounds				pf	dq	a	to	blk	stl	pts	avg		
					fg-fga	fg%	3fg-fga	3fg%	ft-fa	ft%	off	def	tot	avg										
12	Spann, Lindsey	17-6	483	28.4	77-217	.355	27-73	.370	28-38	.737	4	37	41	2.4	31	0	45	66	0	15	209	12.3		
05	Moore, Sierra	18-18	603	33.5	85-221	.385	0-6	.000	35-66	.530	44	52	96	5.3	34	1	64	70	8	24	205	11.4		
01	Agee, Candice	17-15	410	24.1	70-153	.458	0-0	.000	30-58	.517	36	66	102	6.0	49	2	22	41	29	17	170	10.0		
15	Mitchell, Kaliyah	18-13	542	30.1	49-145	.338	7-34	.206	36-49	.735	30	90	120	6.7	58	2	35	42	12	20	141	7.8		
44	Waldner, Tori	18-17	411	22.8	43-100	.430	0-4	.000	24-32	.750	29	62	91	5.1	50	1	25	42	16	12	110	6.1		
25	Whitted, Peyton	18-3	339	18.8	41-107	.383	0-9	.000	13-19	.684	28	44	72	4.0	47	1	11	28	6	8	95	5.3		
10	Sevillian, Keke	18-17	393	21.8	23-51	.451	7-21	.333	8-13	.615	7	18	25	1.4	33	0	15	21	3	15	61	3.4		
41	DeGraaf, Jenny	17-0	215	12.6	22-63	.349	3-18	.167	5-6	.833	1	26	27	1.6	12	0	10	9	3	5	52	3.1		
11	Harris, Alex	16-1	199	12.4	16-40	.400	0-0	.000	9-14	.643	28	56	84	5.3	28	0	9	18	9	4	41	2.6		
14	Brooks, Dominique	3-0	5	1.7	1-1	1.000	0-0	.000	1-1	1.000	0	0	0	0.0	0	0	0	1	0	0	3	1.0		
34	Dincher, Molly	1-0	0	0.0	0-0	.000	0-0	.000	0-0	.000	0	0	0	0.0	0	0	0	0	0	0	0	0.0		
Team											46	45	91											
Total.....		18	3600		427-1098	.389	44-165	.267	189-296	.639	253	496	749	41.6	342	7	236	347	86	120	1087	60.4		
Opponents.....		18	3600		475-1145	.415	137-378	.362	250-366	.683	233	467	700	38.9	282	-	321	239	102	170	1337	74.3		

<b>TEAM STATISTICS</b>	<b>PSU</b>	<b>OPP</b>	<b>Date</b>	<b>Opponent</b>	<b>Score</b>	<b>Att.</b>
SCORING	1087	1337	* 12/28/14	at Iowa	L 52-77	5411
Points per game	60.4	74.3	* 01/01/15	at Michigan	L 53-89	3034
Scoring margin	-13.9	-	* 1/4/15	ILLINOIS	L 76-91	3933
FIELD GOALS-ATT	427-1098	475-1145	* 01/06/15	at Wisconsin	L 46-65	2822
Field goal pct	.389	.415	* 1/10/15	RUTGERS	L 51-71	3705
3 POINT FG-ATT	44-165	137-378	* 01/15/15	at Nebraska	L 45-73	5395
3-point FG pct	.267	.362	* 01/18/15	at Ohio State	L 60-69	6346
3-pt FG made per game	2.4	7.6	* 1/22/15	INDIANA	w 79-75	3290
FREE THROWS-ATT	189-296	250-366	* 1/25/15	NORTHWESTERN	w 76-75	3786
Free throw pct	.639	.683	* 01/28/15	at Minnesota	L 64-75	2738
F-Throws made per game	10.5	13.9	* 02/01/15	at Rutgers	L 65-76	2931
REBOUNDS	749	700	* 2/5/15	MARYLAND	L 62-77	3809
Rebounds per game	41.6	38.9	* 2/8/15	at Purdue University	w 54-50	6861
Rebounding margin	+2.7	-	* 2/11/15	MICHIGAN STATE	L 67-74	3319
ASSISTS	236	321	* 2/15/15	MINNESOTA	L 77-85	4462
Assists per game	13.1	17.8	* 02/23/15	at Maryland	L 34-65	6307
TURNOVERS	347	239	* 2/26/15	OHIO STATE	L 70-88	3529
Turnovers per game	19.3	13.3	* 3/1/15	WISCONSIN	L 56-62	9270
Turnover margin	-6.0	-	* = Conference game			
Assist/turnover ratio	0.7	1.3				
STEALS	120	170				
Steals per game	6.7	9.4				
BLOCKS	86	102				
Blocks per game	4.8	5.7				
ATTENDANCE	39103	41845				
Home games-Avg/Game	9-4345	9-4649				
Neutral site-Avg/Game	-	0-0				

<b>Score by Periods</b>	<b>1st</b>	<b>2nd</b>	<b>Totals</b>
Penn State	486	601	1087
Opponents	654	683	1337

**2014-15 Penn State Lady Lion Basketball**  
**Penn State Combined Team Statistics (as of Mar 01, 2015)**  
**LAST 10 GAMES**

<b>RECORD:</b>	<b>OVERALL</b>	<b>HOME</b>	<b>AWAY</b>	<b>NEUTRAL</b>
ALL GAMES	2-8	1-5	1-3	0-0
CONFERENCE	2-8	1-5	1-3	0-0
NON-CONFERENCE	0-0	0-0	0-0	0-0

##	Player	gp-gs	min	avg	Total		3-Point		F-Throw		Rebounds				pf	dq	a	to	blk	stl	pts	avg
					fg-fga	fg%	3fg-fga	3fg%	ft-fa	ft%	off	def	tot	avg								
05	Moore, Sierra	10-10	346	34.6	51-130	.392	0-2	.000	19-34	.559	25	27	52	5.2	17	1	39	33	3	8	121	12.1
12	Spann, Lindsey	10-0	269	26.9	41-117	.350	16-40	.400	12-18	.667	2	18	20	2.0	14	0	27	31	0	9	110	11.0
01	Agee, Candice	9-8	212	23.6	38-87	.437	0-0	.000	18-34	.529	18	41	59	6.6	26	1	10	18	17	7	94	10.4
44	Waldner, Tori	10-10	243	24.3	31-69	.449	0-1	.000	11-15	.733	19	32	51	5.1	29	0	16	23	7	5	73	7.3
15	Mitchell, Kaliyah	10-10	314	31.4	25-78	.321	3-18	.167	16-23	.696	15	57	72	7.2	33	1	22	25	6	11	69	6.9
25	Whitted, Peyton	10-2	176	17.6	26-59	.441	0-3	.000	12-18	.667	15	28	43	4.3	28	1	5	13	4	2	64	6.4
41	DeGraaf, Jenny	9-0	126	14.0	14-36	.389	1-10	.100	5-6	.833	1	17	18	2.0	7	0	6	3	1	2	34	3.8
10	Sevillian, Keke	10-10	198	19.8	13-29	.448	5-12	.417	3-6	.500	3	8	11	1.1	18	0	10	8	2	6	34	3.4
11	Harris, Alex	9-0	116	12.9	9-23	.391	0-0	.000	8-11	.727	13	39	52	5.8	17	0	6	12	7	2	26	2.9
34	Dincher, Molly	1-0	0	0.0	0-0	.000	0-0	.000	0-0	.000	0	0	0	0.0	0	0	0	0	0	0	0	0.0
Team											26	25	51				5					
Total.....		10	2000		248-628	.395	25-86	.291	104-165	.630	137	292	429	42.9	189	4	141	171	47	52	625	62.5
Opponents.....		10	2000		258-636	.406	71-203	.350	140-210	.667	122	274	396	39.6	152	-	169	124	56	87	727	72.7

<b>TEAM STATISTICS</b>	<b>PSU</b>	<b>OPP</b>	<b>Date</b>	<b>Opponent</b>	<b>Score</b>	<b>Att.</b>
SCORING	625	727	* 1/25/15	NORTHWESTERN	W 76-75	3786
Points per game	62.5	72.7	* 01/28/15	at Minnesota	L 64-75	2738
Scoring margin	-10.2	-	* 02/01/15	at Rutgers	L 65-76	2931
FIELD GOALS-ATT	248-628	258-636	* 2/5/15	MARYLAND	L 62-77	3809
Field goal pct	.395	.406	* 2/8/15	at Purdue University	W 54-50	6861
3 POINT FG-ATT	25-86	71-203	* 2/11/15	MICHIGAN STATE	L 67-74	3319
3-point FG pct	.291	.350	* 2/15/15	MINNESOTA	L 77-85	4462
3-pt FG made per game	2.5	7.1	* 02/23/15	at Maryland	L 34-65	6307
FREE THROWS-ATT	104-165	140-210	* 2/26/15	OHIO STATE	L 70-88	3529
Free throw pct	.630	.667	* 3/1/15	WISCONSIN	L 56-62	9270
F-Throws made per game	10.4	14.0	* = Conference game			
REBOUNDS	429	396				
Rebounds per game	42.9	39.6				
Rebounding margin	+3.3	-				
ASSISTS	141	169				
Assists per game	14.1	16.9				
TURNOVERS	171	124				
Turnovers per game	17.1	12.4				
Turnover margin	-4.7	-				
Assist/turnover ratio	0.8	1.4				
STEALS	52	87				
Steals per game	5.2	8.7				
BLOCKS	47	56				
Blocks per game	4.7	5.6				
ATTENDANCE	28175	18837				
Home games-Avg/Game	6-4696	4-4709				
Neutral site-Avg/Game	-	0-0				

<b>Score by Periods</b>	<b>1st</b>	<b>2nd</b>	<b>Totals</b>
Penn State	269	356	625
Opponents	351	376	727



**2014-15 Penn State Lady Lion Basketball**  
**Penn State Combined Team Statistics (as of Mar 01, 2015)**  
**LAST 5 GAMES**

<b>RECORD:</b>	<b>OVERALL</b>	<b>HOME</b>	<b>AWAY</b>	<b>NEUTRAL</b>
ALL GAMES	0-5	0-4	0-1	0-0
CONFERENCE	0-5	0-4	0-1	0-0
NON-CONFERENCE	0-0	0-0	0-0	0-0

##	Player	gp-gs	min	avg	Total		3-Point		F-Throw		Rebounds				pf	dq	a	to	blk	stl	pts	avg		
					fg-fga	fg%	3fg-fga	3fg%	ft-fa	ft%	off	def	tot	avg										
05	Moore, Sierra	5-5	169	33.8	28-61	.459	0-0	.000	8-16	.500	15	12	27	5.4	8	1	23	17	2	6	64	12.8		
01	Agee, Candice	5-4	113	22.6	23-49	.469	0-0	.000	5-17	.294	10	25	35	7.0	13	0	5	9	10	5	51	10.2		
44	Waldner, Tori	5-5	121	24.2	20-39	.513	0-0	.000	8-11	.727	8	13	21	4.2	17	0	7	17	3	3	48	9.6		
15	Mitchell, Kaliyah	5-5	164	32.8	18-42	.429	2-8	.250	5-8	.625	8	19	27	5.4	16	1	11	14	2	5	43	8.6		
12	Spann, Lindsey	5-0	115	23.0	14-52	.269	5-16	.313	2-4	.500	2	10	12	2.4	6	0	15	13	0	5	35	7.0		
41	DeGraaf, Jenny	5-0	64	12.8	7-19	.368	1-6	.167	3-3	1.000	0	12	12	2.4	4	0	3	1	0	1	18	3.6		
25	Whitted, Peyton	5-1	72	14.4	6-20	.300	0-2	.000	5-8	.625	6	15	21	4.2	9	0	3	6	2	1	17	3.4		
10	Sevillian, Keke	5-5	123	24.6	7-21	.333	2-8	.250	0-2	.000	2	5	7	1.4	10	0	6	3	1	2	16	3.2		
11	Harris, Alex	5-0	59	11.8	3-7	.429	0-0	.000	6-6	1.000	3	17	20	4.0	6	0	3	7	1	0	12	2.4		
34	Dincher, Molly	1-0	0	0.0	0-0	.000	0-0	.000	0-0	.000	0	0	0	0.0	0	0	0	0	0	0	0	0.0		
Team											11	13	24											
Total.....		5	1000		126-310	.406	10-40	.250	42-75	.560	65	141	206	41.2	89	2	76	89	21	28	304	60.8		
Opponents.....		5	1000		136-316	.430	43-107	.402	59-95	.621	58	137	195	39.0	73	-	82	62	28	43	374	74.8		

<b>TEAM STATISTICS</b>	<b>PSU</b>	<b>OPP</b>	<b>Date</b>	<b>Opponent</b>	<b>Score</b>	<b>Att.</b>
SCORING	304	374	* 2/11/15	MICHIGAN STATE	L 67-74	3319
Points per game	60.8	74.8	* 2/15/15	MINNESOTA	L 77-85	4462
Scoring margin	-14.0	-	* 02/23/15	at Maryland	L 34-65	6307
FIELD GOALS-ATT	126-310	136-316	* 2/26/15	OHIO STATE	L 70-88	3529
Field goal pct	.406	.430	* 3/1/15	WISCONSIN	L 56-62	9270
3 POINT FG-ATT	10-40	43-107	* = Conference game			
3-point FG pct	.250	.402				
3-pt FG made per game	2.0	8.6				
FREE THROWS-ATT	42-75	59-95				
Free throw pct	.560	.621				
F-Throws made per game	8.4	11.8				
REBOUNDS	206	195				
Rebounds per game	41.2	39.0				
Rebounding margin	+2.2	-				
ASSISTS	76	82				
Assists per game	15.2	16.4				
TURNOVERS	89	62				
Turnovers per game	17.8	12.4				
Turnover margin	-5.4	-				
Assist/turnover ratio	0.9	1.3				
STEALS	28	43				
Steals per game	5.6	8.6				
BLOCKS	21	28				
Blocks per game	4.2	5.6				
ATTENDANCE	20580	6307				
Home games-Avg/Game	4-5145	1-6307				
Neutral site-Avg/Game	-	0-0				

<b>Score by Periods</b>	<b>1st</b>	<b>2nd</b>	<b>Totals</b>
Penn State	130	174	304
Opponents	183	191	374

**2014-15 Penn State Lady Lion Basketball**  
**Penn State Combined Team Statistics (as of Mar 01, 2015)**  
**All games -- Last 5 minutes**

<b>RECORD:</b>	<b>OVERALL</b>	<b>HOME</b>	<b>AWAY</b>	<b>NEUTRAL</b>
ALL GAMES	6-23	5-11	1-10	0-2
CONFERENCE	3-15	2-7	1-8	0-0
NON-CONFERENCE	3-8	3-4	0-2	0-2

#	Player	gp-gs	min	avg	Total		3-Point		F-Throw		Rebounds				pf	dq	a	to	blk	stl	pts	avg	
					fg-fga	fg%	3fg-fga	3fg%	ft-fa	ft%	off	def	tot	avg									
05	Moore, Sierra	29-29	-	-	17-45	.378	2-4	.500	21-30	.700	5	10	15	0.5	14	0	11	15	1	8	57	2.0	
01	Agee, Candice	28-23	-	-	18-40	.450	0-0	.000	15-33	.455	16	15	31	1.1	17	0	3	10	7	3	51	1.8	
12	Spann, Lindsey	28-17	-	-	14-52	.269	3-14	.214	17-25	.680	1	9	10	0.4	16	0	12	11	0	4	48	1.7	
15	Mitchell, Kaliyah	29-24	-	-	7-23	.304	1-8	.125	16-21	.762	7	23	30	1.0	22	0	8	9	0	3	31	1.1	
41	DeGraaf, Jenny	28-0	-	-	8-20	.400	1-7	.143	3-4	.750	4	6	10	0.4	4	0	2	4	0	0	20	0.7	
25	Whitted, Peyton	29-8	-	-	7-26	.269	0-3	.000	3-4	.750	8	6	14	0.5	12	0	0	5	0	2	17	0.6	
44	Waldner, Tori	29-25	-	-	5-15	.333	0-0	.000	5-8	.625	7	18	25	0.9	7	0	3	3	4	3	15	0.5	
11	Harris, Alex	17-1	-	-	2-4	.500	0-0	.000	4-5	.800	4	9	13	0.8	3	0	0	3	2	0	8	0.5	
10	Sevillian, Keke	29-18	-	-	4-8	.500	2-4	.500	3-4	.750	2	1	3	0.1	8	0	3	2	1	1	13	0.4	
14	Brooks, Dominique	11-0	-	-	1-2	.500	0-0	.000	1-1	1.000	0	0	0	0.0	0	0	0	0	1	0	3	0.3	
34	Dincher, Molly	3-0	-	-	0-0	.000	0-0	.000	0-0	.000	0	0	0	0.0	1	0	0	2	0	0	0	0.0	
Team											15	7	22										
Total.....		29	-	-	83-235	.353	9-40	.225	88-135	.652	69	104	173	6.0	104	0	42	66	16	24	263	9.1	
Opponents.....		29	-	-	87-207	.420	23-69	.333	117-173	.676	44	113	157	5.4	89	-	46	47	21	42	314	10.8	

<b>TEAM STATISTICS</b>	<b>PSU</b>	<b>OPP</b>	<b>Date</b>	<b>Opponent</b>	<b>Score</b>	<b>Att.</b>
SCORING	263	314	11/14/14	TOWSON	W 71-64	3123
Points per game	9.1	10.8	11/16/14	ALBANY	L 53-54	8607
Scoring margin	-1.8	-	11/22/14	SETON HALL	L 70-75	3114
FIELD GOALS-ATT	83-235	87-207	11/25/14	ST. BONAVENTURE	L 54-56	6703
Field goal pct	.353	.420	11/28/14	vs Liberty	L 68-80	645
3 POINT FG-ATT	9-40	23-69	11/30/14	vs Samford	Lot 56-59	522
3-point FG pct	.225	.333	12/04/14	at Syracuse	L 39-61	258
3-pt FG made per game	0.3	0.8	12/7/14	WAGNER	W 96-66	3657
FREE THROWS-ATT	88-135	117-173	12/10/14	at HARTFORD	L 57-62	1467
Free throw pct	.652	.676	12/14/14	RIDER	W 85-51	9991
F-Throws made per game	3.0	4.0	12/21/14	USF	Lot 87-90	3429
REBOUNDS	173	157	* 12/28/14	at Iowa	L 52-77	5411
Rebounds per game	6.0	5.4	* 01/01/15	at Michigan	L 53-89	3034
Rebounding margin	+0.6	-	* 1/4/15	ILLINOIS	L 76-91	3933
ASSISTS	42	46	* 01/06/15	at Wisconsin	L 46-65	2822
Assists per game	1.4	1.6	* 1/10/15	RUTGERS	L 51-71	3705
TURNOVERS	66	47	* 01/15/15	at Nebraska	L 45-73	5395
Turnovers per game	2.3	1.6	* 01/18/15	at Ohio State	L 60-69	6346
Turnover margin	-0.7	-	* 1/22/15	INDIANA	W 79-75	3290
Assist/turnover ratio	0.6	1.0	* 1/25/15	NORTHWESTERN	W 76-75	3786
STEALS	24	42	* 01/28/15	at Minnesota	L 64-75	2738
Steals per game	0.8	1.4	* 02/01/15	at Rutgers	L 65-76	2931
BLOCKS	16	21	* 2/5/15	MARYLAND	L 62-77	3809
Blocks per game	0.6	0.7	* 2/8/15	at Purdue University	W 54-50	6861
ATTENDANCE	77727	44737	* 2/11/15	MICHIGAN STATE	L 67-74	3319
Home games-Avg/Game	16-4858	11-3961	* 2/15/15	MINNESOTA	L 77-85	4462
Neutral site-Avg/Game	-	2-584	* 02/23/15	at Maryland	L 34-65	6307
			* 2/26/15	OHIO STATE	L 70-88	3529
			* 3/1/15	WISCONSIN	L 56-62	9270
<b>Score by Periods</b>	<b>1st</b>	<b>2nd</b>	<b>OT</b>	<b>Totals</b>		
Penn State	820	983	20	1823		
Opponents	973	1056	26	2055		

\* = Conference game

**2014-15 Penn State Lady Lion Basketball**  
**Penn State Overall/Conference Statistics (as of Mar 01, 2015)**  
**All games**

SUMMARY	Overall Statistics										Conference Statistics									
	gp-gs	min/g	fg%	3fg%	ft%	r/g	a/g	stl	blk	pts/g	gp-gs	min/g	fg%	3fg%	ft%	r/g	a/g	stl	blk	pts/g
Spann, Lindsey	28-17	30.4	.381	.325	.707	2.6	3.1	31	0	13.6	17-6	28.4	.355	.370	.737	2.4	2.6	15	0	12.3
Moore, Sierra	29-29	34.0	.390	.300	.603	5.2	3.8	36	15	11.9	18-18	33.5	.385	.000	.530	5.3	3.6	24	8	11.4
Agee, Candice	28-23	23.1	.500	.000	.521	6.1	1.1	26	53	10.5	17-15	24.1	.458	.000	.517	6.0	1.3	17	29	10.0
Mitchell, Kaliyah	29-24	29.8	.329	.185	.711	6.9	1.4	43	18	8.2	18-13	30.1	.338	.206	.735	6.7	1.9	20	12	7.8
Waldner, Tori	29-25	23.2	.415	.125	.735	5.7	1.3	19	31	5.5	18-17	22.8	.430	.000	.750	5.1	1.4	12	16	6.1
Whitted, Peyton	29-8	18.5	.379	.059	.618	4.0	0.7	14	8	5.0	18-3	18.8	.383	.000	.684	4.0	0.6	8	6	5.3
DeGraaf, Jenny	28-0	16.1	.395	.214	.833	2.4	0.7	9	5	4.0	17-0	12.6	.349	.167	.833	1.6	0.6	5	3	3.1
Sevillian, Keke	29-18	19.8	.371	.306	.462	1.4	1.2	28	5	3.1	18-17	21.8	.451	.333	.615	1.4	0.8	15	3	3.4
Harris, Alex	17-1	13.5	.422	.000	.545	5.4	0.6	4	12	2.9	16-1	12.4	.400	.000	.643	5.3	0.6	4	9	2.6
Brooks, Dominique	11-0	3.1	.667	.000	1.000	0.1	0.0	0	1	1.2	3-0	1.7	1.000	.000	1.000	0.0	0.0	0	0	1.0
Dincher, Molly	3-0	1.7	.000	.000	.000	0.0	0.0	0	0	0.0	1-0	0.0	.000	.000	.000	0.0	0.0	0	0	0.0
Totals	29		.397	.256	.637	42.0	13.4	210	148	62.9	18		.389	.267	.639	41.6	13.1	120	86	60.4
Opponent	29		.393	.345	.672	39.6	15.7	262	149	70.9	18		.415	.362	.683	38.9	17.8	170	102	74.3

SCORING	Overall Statistics								Conference Statistics							
	fg-fga	fg%	3fg-fga	3fg%	ft-fta	ft%	pts	pts/g	fg-fga	fg%	3fg-fga	3fg%	ft-fta	ft%	pts	pts/g
Spann, Lindsey	143-375	.381	37-114	.325	58-82	.707	381	13.6	77-217	.355	27-73	.370	28-38	.737	209	12.3
Moore, Sierra	134-344	.390	3-10	.300	73-121	.603	344	11.9	85-221	.385	0-6	.000	35-66	.530	205	11.4
Agee, Candice	122-244	.500	0-0	.000	49-94	.521	293	10.5	70-153	.458	0-0	.000	30-58	.517	170	10.0
Mitchell, Kaliyah	79-240	.329	10-54	.185	69-97	.711	237	8.2	49-145	.338	7-34	.206	36-49	.735	141	7.8
Waldner, Tori	61-147	.415	1-8	.125	36-49	.735	159	5.5	43-100	.430	0-4	.000	24-32	.750	110	6.1
Whitted, Peyton	61-161	.379	1-17	.059	21-34	.618	144	5.0	41-107	.383	0-9	.000	13-19	.684	95	5.3
DeGraaf, Jenny	47-119	.395	9-42	.214	10-12	.833	113	4.0	22-63	.349	3-18	.167	5-6	.833	52	3.1
Sevillian, Keke	33-89	.371	11-36	.306	12-26	.462	89	3.1	23-51	.451	7-21	.333	8-13	.615	61	3.4
Harris, Alex	19-45	.422	0-0	.000	12-22	.545	50	2.9	16-40	.400	0-0	.000	9-14	.643	41	2.6
Brooks, Dominique	4-6	.667	0-0	.000	5-5	1.000	13	1.2	1-1	1.000	0-0	.000	1-1	1.000	3	1.0
Dincher, Molly	0-0	.000	0-0	.000	0-0	.000	0	0.0	0-0	.000	0-0	.000	0-0	.000	0	0.0
Totals	703-1770	.397	72-281	.256	345-542	.637	1823	62.9	427-1098	.389	44-165	.267	189-296	.639	1087	60.4
Opponent	713-1812	.393	213-617	.345	416-619	.672	2055	70.9	475-1145	.415	137-378	.362	250-366	.683	1337	74.3

TOTALS	Overall Statistics										Conference Statistics									
	o-reb	d-reb	total	pf	fo	a	to	a/to	hi	pts	o-reb	d-reb	total	pf	fo	a	to	a/to	hi	pts
Spann, Lindsey	8	65	73	65	2	86	103	0.8	28		4	37	41	31	0	45	66	0.7	22	
Moore, Sierra	63	88	151	61	3	110	104	1.1	21		44	52	96	34	1	64	70	0.9	18	
Agee, Candice	62	109	171	74	2	31	61	0.5	21		36	66	102	49	2	22	41	0.5	15	
Mitchell, Kaliyah	54	145	199	97	5	40	68	0.6	20		30	90	120	58	2	35	42	0.8	20	
Waldner, Tori	45	119	164	85	2	38	60	0.6	16		29	62	91	50	1	25	42	0.6	16	
Whitted, Peyton	42	74	116	82	2	19	51	0.4	16		28	44	72	47	1	11	28	0.4	16	
DeGraaf, Jenny	9	59	68	22	0	19	17	1.1	12		1	26	27	12	0	10	9	1.1	9	
Sevillian, Keke	14	26	40	55	0	35	32	1.1	10		7	18	25	33	0	15	21	0.7	10	
Harris, Alex	33	59	92	31	0	11	19	0.6	11		28	56	84	28	0	9	18	0.5	11	
Brooks, Dominique	0	1	1	7	0	0	5	0.0	4		0	0	0	0	0	0	1	0.0	3	
Dincher, Molly	0	0	0	1	0	0	2	0.0	0		0	0	0	0	0	0	0	0.0	0	
Totals	398	819	1217	580	16	389	535	0.7	96		253	496	749	342	7	236	347	0.7	79	
Opponent	385	762	1147	504	-	455	434	1.0	91		233	467	700	282	-	321	239	1.3	91	

**2014-15 Penn State Lady Lion Basketball  
Penn State Category Leaders (as of Mar 01, 2015)  
All games**

<b>Points</b>	<b>G</b>	<b>Pts</b>	<b>Pts/G</b>
Spann, Lindsey	28	381	13.6
Moore, Sierra	29	344	11.9
Agee, Candice	28	293	10.5
Mitchell, Kaliyah	29	237	8.2
Waldner, Tori	29	159	5.5
Whitted, Peyton	29	144	5.0
DeGraaf, Jenny	28	113	4.0
Sevillian, Keke	29	89	3.1
Harris, Alex	17	50	2.9
Brooks, Dominique	11	13	1.2

<b>FG Percentage</b>	<b>FG</b>	<b>Att</b>	<b>Pct</b>
Brooks, Dominique	4	6	.667
Agee, Candice	122	244	.500
Harris, Alex	19	45	.422
Waldner, Tori	61	147	.415
DeGraaf, Jenny	47	119	.395
Moore, Sierra	134	344	.390
Spann, Lindsey	143	375	.381
Whitted, Peyton	61	161	.379
Sevillian, Keke	33	89	.371
Mitchell, Kaliyah	79	240	.329

<b>3-Point Percentage</b>	<b>3FG</b>	<b>Att</b>	<b>Pct</b>
Spann, Lindsey	37	114	.325
Sevillian, Keke	11	36	.306
Moore, Sierra	3	10	.300
DeGraaf, Jenny	9	42	.214
Mitchell, Kaliyah	10	54	.185
Waldner, Tori	1	8	.125
Whitted, Peyton	1	17	.059

<b>Free Throw Percent</b>	<b>FG</b>	<b>Att</b>	<b>Pct</b>
Brooks, Dominique	5	5	1.000
DeGraaf, Jenny	10	12	.833
Waldner, Tori	36	49	.735
Mitchell, Kaliyah	69	97	.711
Spann, Lindsey	58	82	.707
Whitted, Peyton	21	34	.618
Moore, Sierra	73	121	.603
Harris, Alex	12	22	.545
Agee, Candice	49	94	.521
Sevillian, Keke	12	26	.462

<b>Scoring Average</b>	<b>G</b>	<b>Pts</b>	<b>Avg/G</b>
Spann, Lindsey	28	381	13.6
Moore, Sierra	29	344	11.9
Agee, Candice	28	293	10.5
Mitchell, Kaliyah	29	237	8.2
Waldner, Tori	29	159	5.5
Whitted, Peyton	29	144	5.0
DeGraaf, Jenny	28	113	4.0
Sevillian, Keke	29	89	3.1
Harris, Alex	17	50	2.9
Brooks, Dominique	11	13	1.2
Dincher, Molly	3	0	0.0

<b>Field Goal Attempts</b>	<b>G</b>	<b>Att</b>	<b>Att/G</b>
Spann, Lindsey	28	375	13.4
Moore, Sierra	29	344	11.9
Agee, Candice	28	244	8.7
Mitchell, Kaliyah	29	240	8.3
Whitted, Peyton	29	161	5.6

<b>Field Goals Made</b>	<b>G</b>	<b>Made</b>	<b>Made/G</b>
Spann, Lindsey	28	143	5.1
Moore, Sierra	29	134	4.6
Agee, Candice	28	122	4.4
Mitchell, Kaliyah	29	79	2.7
Whitted, Peyton	29	61	2.1
Waldner, Tori	29	61	2.1

<b>3-Point FG Attempts</b>	<b>G</b>	<b>Att</b>	<b>Att/G</b>
Spann, Lindsey	28	114	4.1
Mitchell, Kaliyah	29	54	1.9
DeGraaf, Jenny	28	42	1.5
Sevillian, Keke	29	36	1.2
Whitted, Peyton	29	17	0.6

<b>3-Point FG Made</b>	<b>G</b>	<b>Made</b>	<b>Made/G</b>
Spann, Lindsey	28	37	1.3
Sevillian, Keke	29	11	0.4
Mitchell, Kaliyah	29	10	0.3
DeGraaf, Jenny	28	9	0.3
Moore, Sierra	29	3	0.1

<b>Free Throw Attempts</b>	<b>G</b>	<b>Att</b>	<b>Att/G</b>
Moore, Sierra	29	121	4.2
Mitchell, Kaliyah	29	97	3.3
Agee, Candice	28	94	3.4
Spann, Lindsey	28	82	2.9
Waldner, Tori	29	49	1.7

<b>Free Throws Made</b>	<b>G</b>	<b>Made</b>	<b>Made/G</b>
Moore, Sierra	29	73	2.5
Mitchell, Kaliyah	29	69	2.4
Spann, Lindsey	28	58	2.1
Agee, Candice	28	49	1.8
Waldner, Tori	29	36	1.2

**2014-15 Penn State Lady Lion Basketball**  
**Penn State Category Leaders (as of Mar 01, 2015)**  
**All games**

<b>Rebounds</b>	<b>G</b>	<b>Reb</b>	<b>Reb/G</b>
Mitchell, Kaliyah	29	199	6.9
Agee, Candice	28	171	6.1
Waldner, Tori	29	164	5.7
Moore, Sierra	29	151	5.2
Whitted, Peyton	29	116	4.0

<b>Assists</b>	<b>G</b>	<b>No.</b>	<b>Ast/G</b>
Moore, Sierra	29	110	3.8
Spann, Lindsey	28	86	3.1
Mitchell, Kaliyah	29	40	1.4
Waldner, Tori	29	38	1.3
Sevillian, Keke	29	35	1.2

<b>Rebound Average</b>	<b>G</b>	<b>Reb</b>	<b>Avg/G</b>
Mitchell, Kaliyah	29	199	6.9
Agee, Candice	28	171	6.1
Waldner, Tori	29	164	5.7
Harris, Alex	17	92	5.4
Moore, Sierra	29	151	5.2

<b>Steals</b>	<b>G</b>	<b>No.</b>	<b>Stl/G</b>
Mitchell, Kaliyah	29	43	1.5
Moore, Sierra	29	36	1.2
Spann, Lindsey	28	31	1.1
Sevillian, Keke	29	28	1.0
Agee, Candice	28	26	0.9

<b>Offensive Rebounds</b>	<b>G</b>	<b>No.</b>	<b>Avg/G</b>
Moore, Sierra	29	63	2.2
Agee, Candice	28	62	2.2
Mitchell, Kaliyah	29	54	1.9
Waldner, Tori	29	45	1.6
Whitted, Peyton	29	42	1.4

<b>Blocked Shots</b>	<b>G</b>	<b>No.</b>	<b>Blk/G</b>
Agee, Candice	28	53	1.9
Waldner, Tori	29	31	1.1
Mitchell, Kaliyah	29	18	0.6
Moore, Sierra	29	15	0.5
Harris, Alex	17	12	0.7

<b>Defensive Rebounds</b>	<b>G</b>	<b>No.</b>	<b>Avg/G</b>
Mitchell, Kaliyah	29	145	5.0
Waldner, Tori	29	119	4.1
Agee, Candice	28	109	3.9
Moore, Sierra	29	88	3.0
Whitted, Peyton	29	74	2.6

<b>Minutes</b>	<b>G</b>	<b>No.</b>	<b>Min/G</b>
Moore, Sierra	29	986	34.0
Mitchell, Kaliyah	29	864	29.8
Spann, Lindsey	28	851	30.4
Waldner, Tori	29	672	23.2
Agee, Candice	28	646	23.1

<b>Fouls</b>	<b>G</b>	<b>No.</b>	<b>Per/G</b>
Mitchell, Kaliyah	29	97	3.3
Waldner, Tori	29	85	2.9
Whitted, Peyton	29	82	2.8
Agee, Candice	28	74	2.6
Spann, Lindsey	28	65	2.3

<b>Turnovers</b>	<b>G</b>	<b>No.</b>	<b>TO/G</b>
Moore, Sierra	29	104	3.6
Spann, Lindsey	28	103	3.7
Mitchell, Kaliyah	29	68	2.3
Agee, Candice	28	61	2.2
Waldner, Tori	29	60	2.1

<b>Foulsouts</b>	<b>G</b>	<b>No.</b>
Mitchell, Kaliyah	29	5
Moore, Sierra	29	3
Agee, Candice	28	2
Spann, Lindsey	28	2
Waldner, Tori	29	2
Whitted, Peyton	29	2

**2014-15 Penn State Lady Lion Basketball**  
**Penn State Team Game-by-Game (as of Mar 01, 2015)**  
**All games**

**TEAM STATISTICS**

Opponent	Date	Score		Total		3-Pointers		Free throws		Rebounds				pf	a	t/o	blk	stl	pts	avg
				fg-fga	pct	3fg-fga	pct	ft-fa	pct	off	def	tot	avg							
TOWSON	11/14/14	71-64	W	27-60	.450	3-12	.250	14-24	.583	12	37	49	49.0	16	15	14	2	7	71	71.0
ALBANY	11/16/14	53-54	L	19-51	.373	6-13	.462	9-13	.692	7	24	31	40.0	29	13	23	8	11	53	62.0
SETON HALL	11/22/14	70-75	L	26-66	.394	2-11	.182	16-28	.571	21	29	50	43.3	24	13	19	9	10	70	64.7
ST. BONAVENTURE	11/25/14	54-56	L	23-59	.390	2-10	.200	6-11	.545	8	26	34	41.0	18	13	14	5	9	54	62.0
vs Liberty	11/28/14	68-80	L	26-65	.400	2-15	.133	14-21	.667	15	20	35	39.8	24	12	18	5	12	68	63.2
vs Samford	11/30/14	56-59	Lot	19-58	.328	2-9	.222	16-21	.762	7	33	40	39.8	25	11	16	3	9	56	62.0
at Syracuse	12/04/14	39-61	L	15-54	.278	3-14	.214	6-12	.500	10	33	43	40.3	13	9	20	6	3	39	58.7
WAGNER	12/7/14	96-66	W	34-64	.531	3-11	.273	25-33	.758	15	25	40	40.2	17	19	12	4	10	96	63.4
at HARTFORD	12/10/14	57-62	L	20-57	.351	2-9	.222	15-20	.750	17	22	39	40.1	22	14	21	3	4	57	62.7
RIDER	12/14/14	85-51	W	36-67	.537	1-7	.143	12-23	.522	15	38	53	41.4	20	19	17	8	10	85	64.9
USF	12/21/14	87-90	Lot	31-71	.437	2-5	.400	23-40	.575	18	36	54	42.5	30	15	14	9	5	87	66.9
at Iowa	12/28/14	52-77	L	18-57	.316	4-12	.333	12-18	.667	18	22	40	42.3	19	9	24	2	9	52	65.7
at Michigan	01/01/15	53-89	L	22-55	.400	1-11	.091	8-17	.471	14	19	33	41.6	18	9	24	9	8	53	64.7
ILLINOIS	1/4/15	76-91	L	30-62	.484	2-10	.200	14-21	.667	10	26	36	41.2	17	14	17	1	7	76	65.5
at Wisconsin	01/06/15	46-65	L	18-60	.300	2-9	.222	8-14	.571	17	25	42	41.3	18	10	20	4	11	46	64.2
RUTGERS	1/10/15	51-71	L	19-49	.388	3-7	.429	10-11	.909	10	30	40	41.2	18	12	38	6	9	51	63.4
at Nebraska	01/15/15	45-73	L	18-53	.340	2-9	.222	7-13	.538	12	31	43	41.3	16	9	24	4	9	45	62.3
at Ohio State	01/18/15	60-69	L	23-59	.390	1-9	.111	13-19	.684	12	27	39	41.2	24	12	17	7	7	60	62.2
INDIANA	1/22/15	79-75	W	31-75	.413	4-12	.333	13-18	.722	23	24	47	41.5	23	20	12	6	8	79	63.1
NORTHWESTERN	1/25/15	76-75	W	27-58	.466	2-7	.286	20-27	.741	14	35	49	41.8	21	13	18	5	5	76	63.7
at Minnesota	01/28/15	64-75	L	25-79	.316	3-11	.273	11-12	.917	21	30	51	42.3	24	15	11	6	5	64	63.7
at Rutgers	02/01/15	65-76	L	24-61	.393	3-9	.333	14-24	.583	12	35	47	42.5	24	12	17	4	4	65	63.8
MARYLAND	2/5/15	62-77	L	27-68	.397	1-8	.125	7-10	.700	16	18	34	42.1	15	12	17	6	6	62	63.7
at Purdue University	2/8/15	54-50	W	19-52	.365	6-11	.545	10-17	.588	9	33	42	42.1	16	13	19	5	4	54	63.3
MICHIGAN STATE	2/11/15	67-74	L	27-62	.435	3-7	.429	10-20	.500	10	34	44	42.2	22	19	16	4	7	67	63.4
MINNESOTA	2/15/15	77-85	L	34-74	.459	4-14	.286	5-10	.500	14	30	44	42.3	18	22	12	4	3	77	64.0
at Maryland	02/23/15	34-65	L	15-50	.300	0-5	.000	4-12	.333	6	21	27	41.7	20	9	22	7	10	34	62.9
OHIO STATE	2/26/15	70-88	L	26-60	.433	2-7	.286	16-20	.800	13	31	44	41.8	15	14	23	4	3	70	63.1
WISCONSIN	3/1/15	56-62	L	24-64	.375	1-7	.143	7-13	.538	22	25	47	42.0	14	12	16	2	5	56	62.9
Penn State		1823		703-1770	.397	72-281	.256	345-542	.637	398	819	1217	42.0	580	389	535	148	210	1823	62.9
Opponents		2055		713-1812	.393	213-617	.345	416-619	.672	385	762	1147	39.6	504	455	434	149	262	2055	70.9

Games played: 29  
Points/game: 62.9  
FG Pct: 39.7  
3FG Pct: 25.6  
FT Pct: 63.7

Rebounds/game: 42.0  
Assists/game: 13.4  
Turnovers/game: 18.4  
Assist/turnover ratio: 0.7  
Steals/game: 7.2  
Blocks/game: 5.1

**2014-15 Penn State Lady Lion Basketball**  
**Penn State Opponent Game-by-Game (as of Mar 01, 2015)**  
**All games**

**OPPONENT STATISTICS**

Opponent	Date	Score		Total		3-Pointers		Free throws		Rebounds				pf	a	t/o	blk	stl	pts	avg
				fg-fga	pct	3fg-fga	pct	ft-fa	pct	off	def	tot	avg							
TOWSON	11/14/14	71-64	W	22-69	.319	9-30	.300	11-17	.647	12	26	38	38.0	18	12	13	4	6	64	64.0
ALBANY	11/16/14	53-54	L	18-57	.316	2-15	.133	16-24	.667	20	29	49	43.5	18	13	24	3	9	54	59.0
SETON HALL	11/22/14	70-75	L	21-56	.375	6-15	.400	27-37	.730	13	27	40	42.3	25	14	17	4	12	75	64.3
ST. BONAVENTURE	11/25/14	54-56	L	18-51	.353	6-16	.375	14-22	.636	11	30	41	42.0	16	9	19	4	7	56	62.2
vs Liberty	11/28/14	68-80	L	25-58	.431	10-22	.455	20-25	.800	14	24	38	41.2	21	17	20	6	8	80	65.8
vs Samford	11/30/14	56-59	Lot	20-55	.364	6-21	.286	13-25	.520	8	34	42	41.3	19	10	19	4	5	59	64.7
at Syracuse	12/04/14	39-61	L	22-73	.301	7-40	.175	10-12	.833	19	32	51	42.7	13	16	11	7	14	61	64.1
WAGNER	12/7/14	96-66	W	25-56	.446	8-22	.364	8-14	.571	10	19	29	41.0	27	12	23	2	4	66	64.4
at HARTFORD	12/10/14	57-62	L	19-47	.404	11-23	.478	13-18	.722	7	21	28	39.6	19	13	21	4	10	62	64.1
RIDER	12/14/14	85-51	W	19-65	.292	5-15	.333	8-21	.381	15	20	35	39.1	18	11	19	3	10	51	62.8
USF	12/21/14	87-90	Lot	29-80	.363	6-20	.300	26-38	.684	23	33	56	40.6	28	7	9	6	7	90	65.3
at Iowa	12/28/14	52-77	L	28-60	.467	9-22	.409	12-18	.667	14	24	38	40.4	16	21	18	6	10	77	66.2
at Michigan	01/01/15	53-89	L	35-74	.473	6-18	.333	13-19	.684	24	23	47	40.9	18	24	13	2	8	89	68.0
ILLINOIS	1/4/15	76-91	L	32-64	.500	12-29	.414	15-20	.750	9	22	31	40.2	18	22	13	5	10	91	69.6
at Wisconsin	01/06/15	46-65	L	22-58	.379	8-19	.421	13-18	.722	13	29	42	40.3	14	17	16	14	11	65	69.3
RUTGERS	1/10/15	51-71	L	28-71	.394	1-7	.143	14-17	.824	13	20	33	39.9	16	18	15	5	22	71	69.4
at Nebraska	01/15/15	45-73	L	28-62	.452	11-29	.379	6-15	.400	8	25	33	39.5	10	21	10	3	10	73	69.6
at Ohio State	01/18/15	60-69	L	24-67	.358	9-25	.360	12-20	.600	19	26	45	39.8	18	14	16	7	6	69	69.6
INDIANA	1/22/15	79-75	W	20-53	.377	10-26	.385	25-29	.862	11	24	35	39.5	20	15	14	4	6	75	69.9
NORTHWESTERN	1/25/15	76-75	W	24-69	.348	9-23	.391	18-24	.750	12	20	32	39.2	22	15	7	3	11	75	70.2
at Minnesota	01/28/15	64-75	L	23-61	.377	10-33	.303	19-24	.792	11	33	44	39.4	8	20	14	15	7	75	70.4
at Rutgers	02/01/15	65-76	L	26-67	.388	2-8	.250	22-32	.688	12	31	43	39.5	20	16	11	5	7	76	70.6
MARYLAND	2/5/15	62-77	L	31-61	.508	4-14	.286	11-15	.733	14	25	39	39.5	13	22	18	2	10	77	70.9
at Purdue University	2/8/15	54-50	W	18-62	.290	3-18	.167	11-20	.550	15	28	43	39.7	16	14	12	3	9	50	70.0
MICHIGAN STATE	2/11/15	67-74	L	27-66	.409	8-23	.348	12-20	.600	9	29	38	39.6	20	16	10	6	4	74	70.2
MINNESOTA	2/15/15	77-85	L	28-65	.431	12-22	.545	17-24	.708	12	29	41	39.7	12	19	12	7	6	85	70.8
at Maryland	02/23/15	34-65	L	25-60	.417	5-17	.294	10-20	.500	17	34	51	40.1	13	17	20	3	14	65	70.6
OHIO STATE	2/26/15	70-88	L	34-73	.466	11-28	.393	9-15	.600	12	23	35	39.9	17	20	11	6	12	88	71.2
WISCONSIN	3/1/15	56-62	L	22-52	.423	7-17	.412	11-16	.688	8	22	30	39.6	11	10	9	6	7	62	70.9
Opponents		2055		713-1812	.393	213-617	.345	416-619	.672	385	762	1147	39.6	504	455	434	149	262	2055	70.9
Penn State		1823		703-1770	.397	72-281	.256	345-542	.637	398	819	1217	42.0	580	389	535	148	210	1823	62.9

Games played: 29  
Points/game: 70.9  
FG Pct: 39.3  
3FG Pct: 34.5  
FT Pct: 67.2

Rebounds/game: 39.6  
Assists/game: 15.7  
Turnovers/game: 15.0  
Assist/turnover ratio: 1.0  
Steals/game: 9.0  
Blocks/game: 5.1

**2014-15 Penn State Lady Lion Basketball**  
**Penn State Team Game-by-Game Comparison (as of Mar 01, 2015)**  
**All games**

Opponent	1st	2nd	Score	Mar	Total FG	FG Pct	3-Pointers	3FG Pct	Free Throws	FT Pct	Rebounds	Assist	T/Over	Block	Steal	Fouls
TOWSON	31/29	40/35	71-64	+7	27-60/22-69	.450/.319	3-12/9-30	.250/.300	14-24/11-17	.583/.647	49/38 +11	15/12	14/13	2/4	7/6	16/18
ALBANY	28/28	25/26	53-54	(1)	19-51/18-57	.373/.316	6-13/2-15	.462/.133	9-13/16-24	.692/.667	31/49 (18)	13/13	23/24	8/3	11/9	29/18
SETON HALL	29/37	41/38	70-75	(5)	26-66/21-56	.394/.375	2-11/6-15	.182/.400	16-28/27-37	.571/.730	50/40 +10	13/14	19/17	9/4	10/12	24/25
ST. BONAVENTURE	24/23	30/33	54-56	(2)	23-59/18-51	.390/.353	2-10/6-16	.200/.375	6-11/14-22	.545/.636	34/41 (7)	13/9	14/19	5/4	9/7	18/16
Liberty	35/28	33/52	68-80	(12)	26-65/25-58	.400/.431	2-15/10-22	.133/.455	14-21/20-25	.667/.800	35/38 (3)	12/17	18/20	5/6	12/8	24/21
Samford	21/13	25/33	56-59	(3)	19-58/20-55	.328/.364	2-9/6-21	.222/.286	16-21/13-25	.762/.520	40/42 (2)	11/10	16/19	3/4	9/5	25/19
Syracuse	19/35	20/26	39-61	(22)	15-54/22-73	.278/.301	3-14/7-40	.214/.175	6-12/10-12	.500/.833	43/51 (8)	9/16	20/11	6/7	3/14	13/13
WAGNER	42/28	54/38	96-66	+30	34-64/25-56	.531/.446	3-11/8-22	.273/.364	25-33/8-14	.758/.571	40/29 +11	19/12	12/23	4/2	10/4	17/27
HARTFORD	18/38	39/24	57-62	(5)	20-57/19-47	.351/.404	2-9/11-23	.222/.478	15-20/13-18	.750/.722	39/28 +11	14/13	21/21	3/4	4/10	22/19
RIDER	50/23	35/28	85-51	+34	36-67/19-65	.537/.292	1-7/5-15	.143/.333	12-23/8-21	.522/.381	53/35 +18	19/11	17/19	8/3	10/10	20/18
USF	37/37	40/40	87-90	(3)	31-71/29-80	.437/.363	2-5/6-20	.400/.300	23-40/26-38	.575/.684	54/56 (2)	15/7	14/9	9/6	5/7	30/28
Iowa	24/41	28/36	52-77	(25)	18-57/28-60	.316/.467	4-12/9-22	.333/.409	12-18/12-18	.667/.667	40/38 +2	9/21	24/18	2/6	9/10	19/16
Michigan	23/53	30/36	53-89	(36)	22-55/35-74	.400/.473	1-11/6-18	.091/.333	8-17/13-19	.471/.684	33/47 (14)	9/24	24/13	9/2	8/8	18/18
ILLINOIS	27/47	49/44	76-91	(15)	30-62/32-64	.484/.500	2-10/12-29	.200/.414	14-21/15-20	.667/.750	36/31 +5	14/22	17/13	1/5	7/10	17/18
Wisconsin	26/24	20/41	46-65	(19)	18-60/22-58	.300/.379	2-9/8-19	.222/.421	8-14/13-18	.571/.722	42/42 -	10/17	20/16	4/14	11/11	18/14
RUTGERS	29/35	22/36	51-71	(20)	19-49/28-71	.388/.394	3-7/1-7	.429/.143	10-11/14-17	.909/.824	40/33 +7	12/18	38/15	6/5	9/22	18/16
Nebraska	22/38	23/35	45-73	(28)	18-53/28-62	.340/.452	2-9/11-29	.222/.379	7-13/6-15	.538/.400	43/33 +10	9/21	24/10	4/3	9/10	16/10
Ohio State	30/36	30/33	60-69	(9)	23-59/24-67	.390/.358	1-9/9-25	.111/.360	13-19/12-20	.684/.600	39/45 (6)	12/14	17/16	7/7	7/6	24/18
INDIANA	36/29	43/46	79-75	+4	31-75/20-53	.413/.377	4-12/10-26	.333/.385	13-18/25-29	.722/.862	47/35 +12	20/15	12/14	6/4	8/6	23/20
NORTHWESTERN	41/36	35/39	76-75	+1	27-58/24-69	.466/.348	2-7/9-23	.286/.391	20-27/18-24	.741/.750	49/32 +17	13/15	18/7	5/3	5/11	21/22
Minnesota	29/34	35/41	64-75	(11)	25-79/23-61	.316/.377	3-11/10-33	.273/.303	11-12/19-24	.917/.792	51/44 +7	15/20	11/14	6/15	5/7	24/8
Rutgers	28/37	37/39	65-76	(11)	24-61/26-67	.393/.388	3-9/2-8	.333/.250	14-24/22-32	.583/.688	47/43 +4	12/16	17/11	4/5	4/7	24/20
MARYLAND	24/41	38/36	62-77	(15)	27-68/31-61	.397/.508	1-8/4-14	.125/.286	7-10/11-15	.700/.733	34/39 (5)	12/22	17/18	6/2	6/10	15/13
Purdue University	17/20	37/30	54-50	+4	19-52/18-62	.365/.290	6-11/3-18	.545/.167	10-17/11-20	.588/.550	42/43 (1)	13/14	19/12	5/3	4/9	16/16
MICHIGAN STATE	32/43	35/31	67-74	(7)	27-62/27-66	.435/.409	3-7/8-23	.429/.348	10-20/12-20	.500/.600	44/38 +6	19/16	16/10	4/6	7/4	22/20
MINNESOTA	28/33	49/52	77-85	(8)	34-74/28-65	.459/.431	4-14/12-22	.286/.545	5-10/17-24	.500/.708	44/41 +3	22/19	12/12	4/7	3/6	18/12
Maryland	14/35	20/30	34-65	(31)	15-50/25-60	.300/.417	0-5/5-17	.000/.294	4-12/10-20	.333/.500	27/51 (24)	9/17	22/20	7/3	10/14	20/13
OHIO STATE	30/36	40/52	70-88	(18)	26-60/34-73	.433/.466	2-7/11-28	.286/.393	16-20/9-15	.800/.600	44/35 +9	14/20	23/11	4/6	3/12	15/17
WISCONSIN	26/36	30/26	56-62	(6)	24-64/22-52	.375/.423	1-7/7-17	.143/.412	7-13/11-16	.538/.688	47/30 +17	12/10	16/9	2/6	5/7	14/11

Note: Game totals are displayed in the format TEAM/OPPONENT for each category



**2014-15 Penn State Lady Lion Basketball**  
**Penn State Game-by-Game Highs (as of Mar 01, 2015)**  
**All games**

Opponent	Date	Score	Points	Rebounds	Assists	Steals	Blocked shots
TOWSON	11/14/14	71-64	17-Spann, Lindsey	11-Waldner, Tori	5-Sevillian, Keke	3-Mitchell, Kaliyah	2-Moore, Sierra
ALBANY	11/16/14	53-54	14-Spann, Lindsey	9-Waldner, Tori	4-Spann, Lindsey	4-Mitchell, Kaliyah	4-Waldner, Tori
SETON HALL	11/22/14	70-75	21-Agee, Candice	10-Moore, Sierra Mitchell, Kaliyah	5-Moore, Sierra	3-Spann, Lindsey	3-Waldner, Tori
ST. BONAVENTURE	11/25/14	54-56	15-Moore, Sierra	9-Mitchell, Kaliyah	5-Spann, Lindsey	4-Mitchell, Kaliyah	3-Waldner, Tori
vs Liberty	11/28/14	68-80	17-Spann, Lindsey	8-Waldner, Tori	4-Moore, Sierra	5-Mitchell, Kaliyah	4-Agee, Candice
vs Samford	11/30/14	56-59	17-Moore, Sierra	12-Waldner, Tori	5-Spann, Lindsey	3-Spann, Lindsey	2-Mitchell, Kaliyah
at Syracuse	12/04/14	39-61	11-Spann, Lindsey	9-Agee, Candice	3-DeGraaf, Jenny Spann, Lindsey	1-Sevillian, Keke Moore, Sierra Agee, Candice	2-Moore, Sierra Agee, Candice
WAGNER	12/7/14	96-66	22-Spann, Lindsey	7-Mitchell, Kaliyah	7-Moore, Sierra	3-Sevillian, Keke	1-Brooks, Dominique Waldner, Tori DeGraaf, Jenny Agee, Candice
at HARTFORD	12/10/14	57-62	20-Agee, Candice	8-Agee, Candice	5-Moore, Sierra	2-Moore, Sierra	1-Agee, Candice Mitchell, Kaliyah Waldner, Tori
RIDER	12/14/14	85-51	23-Spann, Lindsey	10-Mitchell, Kaliyah	7-Moore, Sierra	4-Mitchell, Kaliyah	5-Agee, Candice
USF	12/21/14	87-90	28-Spann, Lindsey	11-Agee, Candice	3-Spann, Lindsey Moore, Sierra	2-Moore, Sierra	4-Agee, Candice
at Iowa	12/28/14	52-77	22-Spann, Lindsey	11-Harris, Alex	4-Spann, Lindsey	2-Sevillian, Keke	2-Mitchell, Kaliyah
at Michigan	01/01/15	53-89	15-Spann, Lindsey	7-Waldner, Tori	2-Waldner, Tori Mitchell, Kaliyah	3-Whitted, Peyton	3-Waldner, Tori
ILLINOIS	1/4/15	76-91	20-Spann, Lindsey	7-Waldner, Tori	5-Moore, Sierra	2-Spann, Lindsey Moore, Sierra	1-Waldner, Tori
at Wisconsin	01/06/15	46-65	13-Spann, Lindsey	9-Moore, Sierra	3-Moore, Sierra Spann, Lindsey	4-Moore, Sierra	2-Agee, Candice
RUTGERS	1/10/15	51-71	18-Spann, Lindsey	8-Waldner, Tori Whitted, Peyton	3-Moore, Sierra	3-Moore, Sierra Waldner, Tori	2-Waldner, Tori
at Nebraska	01/15/15	45-73	13-Agee, Candice	12-Mitchell, Kaliyah	2-Whitted, Peyton Mitchell, Kaliyah Agee, Candice	4-Mitchell, Kaliyah	2-Agee, Candice
at Ohio State	01/18/15	60-69	16-Moore, Sierra	11-Agee, Candice	5-Moore, Sierra	3-Mitchell, Kaliyah	4-Agee, Candice
INDIANA	1/22/15	79-75	20-Mitchell, Kaliyah	11-Mitchell, Kaliyah	7-Moore, Sierra	4-Agee, Candice	2-Whitted, Peyton Mitchell, Kaliyah Agee, Candice
NORTHWESTERN	1/25/15	76-75	18-Moore, Sierra	15-Mitchell, Kaliyah	4-Mitchell, Kaliyah Waldner, Tori	2-Sevillian, Keke	2-Agee, Candice
at Minnesota	01/28/15	64-75	16-Spann, Lindsey Whitted, Peyton	9-Waldner, Tori	5-Spann, Lindsey	1-Sevillian, Keke Mitchell, Kaliyah Waldner, Tori Harris, Alex Spann, Lindsey	3-Waldner, Tori
at Rutgers	02/01/15	65-76	16-Spann, Lindsey	11-Mitchell, Kaliyah	4-Moore, Sierra	2-Mitchell, Kaliyah	2-Mitchell, Kaliyah
MARYLAND	2/5/15	62-77	18-Spann, Lindsey	8-Waldner, Tori	4-Moore, Sierra	1-Waldner, Tori Moore, Sierra Spann, Lindsey Sevillian, Keke Agee, Candice Mitchell, Kaliyah	2-Agee, Candice
at Purdue University	2/8/15	54-50	16-Spann, Lindsey	13-Harris, Alex	3-Mitchell, Kaliyah	2-Mitchell, Kaliyah	4-Harris, Alex
MICHIGAN STATE	2/11/15	67-74	13-Spann, Lindsey Mitchell, Kaliyah	7-Spann, Lindsey Harris, Alex	7-Spann, Lindsey	4-Moore, Sierra	3-Agee, Candice

**2014-15 Penn State Lady Lion Basketball**  
**Penn State Game-by-Game Highs (as of Mar 01, 2015)**  
**All games**

<b>Opponent</b>	<b>Date</b>	<b>Score</b>	<b>Points</b>	<b>Rebounds</b>	<b>Assists</b>	<b>Steals</b>	<b>Blocked shots</b>
MINNESOTA	2/15/15	77-85	17-Moore, Sierra	9-Agee, Candice	8-Moore, Sierra	1-Sevillian, Keke Spann, Lindsey Agee, Candice	2-Waldner, Tori
at Maryland	02/23/15	34-65	10-Agee, Candice	9-Agee, Candice	5-Spann, Lindsey	3-Agee, Candice	4-Agee, Candice
OHIO STATE	2/26/15	70-88	18-Moore, Sierra	10-Agee, Candice	4-Moore, Sierra	1-Moore, Sierra Waldner, Tori Mitchell, Kaliyah	2-Agee, Candice
WISCONSIN	3/1/15	56-62	17-Moore, Sierra	14-Moore, Sierra	4-Moore, Sierra Mitchell, Kaliyah	2-Waldner, Tori	1-Moore, Sierra Mitchell, Kaliyah

**2014-15 Penn State Lady Lion Basketball**  
**Penn State Season/Career Statistics (as of Mar 01, 2015)**  
**All games**

**SEASON STATISTICS**

**CAREER STATISTICS**

<b>SUMMARY</b>	<b>gp-gs</b>	<b>min/g</b>	<b>fg%</b>	<b>3fg%</b>	<b>ft%</b>	<b>r/g</b>	<b>a/g</b>	<b>stl</b>	<b>blk</b>	<b>pts/g</b>	<b>gp-gs</b>	<b>min/g</b>	<b>fg%</b>	<b>3fg%</b>	<b>ft%</b>	<b>r/g</b>	<b>a/g</b>	<b>stl</b>	<b>blk</b>	<b>pts/g</b>
Spann, Lindsey	28-17	30.4	.381	.325	.707	2.6	3.1	31	0	13.6	28-17	30.4	.381	.325	.707	2.6	3.1	31	0	13.6
Moore, Sierra	29-29	34.0	.390	.300	.603	5.2	3.8	36	15	11.9	29-29	34.0	.390	.300	.603	5.2	3.8	36	15	11.9
Agee, Candice	28-23	23.1	.500	.000	.521	6.1	1.1	26	53	10.5	86-26	13.7	.461	.000	.520	3.4	0.5	34	87	5.2
Mitchell, Kaliyah	29-24	29.8	.329	.185	.711	6.9	1.4	43	18	8.2	61-24	23.1	.339	.162	.722	5.6	1.1	63	23	6.2
Waldner, Tori	29-25	23.2	.415	.125	.735	5.7	1.3	19	31	5.5	122-57	15.5	.409	.154	.669	4.1	0.8	62	120	3.5
Whitted, Peyton	29-8	18.5	.379	.059	.618	4.0	0.7	14	8	5.0	60-8	14.7	.407	.059	.649	3.4	0.5	26	13	3.9
DeGraaf, Jenny	28-0	16.1	.395	.214	.833	2.4	0.7	9	5	4.0	45-0	11.7	.388	.224	.833	1.7	0.5	10	5	2.9
Sevillian, Keke	29-18	19.8	.371	.306	.462	1.4	1.2	28	5	3.1	51-18	13.6	.350	.306	.590	1.0	0.8	36	5	2.4
Harris, Alex	17-1	13.5	.422	.000	.545	5.4	0.6	4	12	2.9	46-1	10.6	.411	.000	.518	4.1	0.3	10	27	2.3
Brooks, Dominique	11-0	3.1	.667	.000	1.000	0.1	0.0	0	1	1.2	11-0	3.1	.667	.000	1.000	0.1	0.0	0	1	1.2
Dincher, Molly	3-0	1.7	.000	.000	.000	0.0	0.0	0	0	0.0	3-0	1.7	.000	.000	.000	0.0	0.0	0	0	0.0

<b>SCORING</b>	<b>fg-fga</b>	<b>fg%</b>	<b>3fg-fga</b>	<b>3fg%</b>	<b>ft-fita</b>	<b>ft%</b>	<b>pts</b>	<b>pts/g</b>	<b>fg-fga</b>	<b>fg%</b>	<b>3fg-fga</b>	<b>3fg%</b>	<b>ft-fita</b>	<b>ft%</b>	<b>pts</b>	<b>pts/g</b>
Spann, Lindsey	143-375	.381	37-114	.325	58-82	.707	381	13.6	143-375	.381	37-114	.325	58-82	.707	381	13.6
Moore, Sierra	134-344	.390	3-10	.300	73-121	.603	344	11.9	134-344	.390	3-10	.300	73-121	.603	344	11.9
Agee, Candice	122-244	.500	0-0	.000	49-94	.521	293	10.5	176-382	.461	0-0	.000	91-175	.520	443	5.2
Mitchell, Kaliyah	79-240	.329	10-54	.185	69-97	.711	237	8.2	120-354	.339	11-68	.162	130-180	.722	381	6.2
Waldner, Tori	61-147	.415	1-8	.125	36-49	.735	159	5.5	172-421	.409	2-13	.154	79-118	.669	425	3.5
Whitted, Peyton	61-161	.379	1-17	.059	21-34	.618	144	5.0	98-241	.407	2-34	.059	37-57	.649	235	3.9
DeGraaf, Jenny	47-119	.395	9-42	.214	10-12	.833	113	4.0	54-139	.388	11-49	.224	10-12	.833	129	2.9
Sevillian, Keke	33-89	.371	11-36	.306	12-26	.462	89	3.1	41-117	.350	15-49	.306	23-39	.590	120	2.4
Harris, Alex	19-45	.422	0-0	.000	12-22	.545	50	2.9	39-95	.411	0-0	.000	29-56	.518	107	2.3
Brooks, Dominique	4-6	.667	0-0	.000	5-5	1.000	13	1.2	4-6	.667	0-0	.000	5-5	1.000	13	1.2
Dincher, Molly	0-0	.000	0-0	.000	0-0	.000	0	0.0	0-0	.000	0-0	.000	0-0	.000	0	0.0

<b>TOTALS</b>	<b>o-reb</b>	<b>d-reb</b>	<b>t-reb</b>	<b>pf</b>	<b>fo</b>	<b>ast</b>	<b>to</b>	<b>a/to</b>	<b>o-reb</b>	<b>d-reb</b>	<b>t-reb</b>	<b>pf</b>	<b>fo</b>	<b>ast</b>	<b>to</b>	<b>a/to</b>
Spann, Lindsey	8	65	73	65	2	86	103	0.8	8	65	73	65	2	86	103	0.8
Moore, Sierra	63	88	151	61	3	110	104	1.1	63	88	151	61	3	110	104	1.1
Agee, Candice	62	109	171	74	2	31	61	0.5	110	183	293	161	3	41	102	0.4
Mitchell, Kaliyah	54	145	199	97	5	40	68	0.6	94	245	339	161	7	68	94	0.7
Waldner, Tori	45	119	164	85	2	38	60	0.6	137	358	495	265	3	93	145	0.6
Whitted, Peyton	42	74	116	82	2	19	51	0.4	77	127	204	140	2	27	77	0.4
DeGraaf, Jenny	9	59	68	22	0	19	17	1.1	12	65	77	27	0	23	22	1.0
Sevillian, Keke	14	26	40	55	0	35	32	1.1	15	37	52	74	0	40	47	0.9
Harris, Alex	33	59	92	31	0	11	19	0.6	72	116	188	64	0	16	38	0.4
Brooks, Dominique	0	1	1	7	0	0	5	0.0	0	1	1	7	0	0	5	0.0
Dincher, Molly	0	0	0	1	0	0	2	0.0	0	0	0	1	0	0	2	0.0

**2014-15 Penn State Lady Lion Basketball  
Penn State Team High/Low Analysis (as of Mar 01, 2015)  
All games**

**Penn State - TEAM GAME HIGHS**

POINTS	96	WAGNER (12/7/14)
	87	USF (12/21/14)
	85	RIDER (12/14/14)
	79	INDIANA (1/22/15)
	77	MINNESOTA (2/15/15)
FIELD GOALS MADE	36	RIDER (12/14/14)
	34	MINNESOTA (2/15/15)
	34	WAGNER (12/7/14)
FIELD GOAL ATTEMPTS	79	at Minnesota (01/28/15)
	75	INDIANA (1/22/15)
FIELD GOAL PERCENTAGE	.537 (36-67)	RIDER (12/14/14)
	.531 (34-64)	WAGNER (12/7/14)
3 PT FIELD GOALS MADE	6	at Purdue University (2/8/15)
	6	ALBANY (11/16/14)
3 PT FG ATTEMPTS	15	vs Liberty (11/28/14)
	14	MINNESOTA (2/15/15)
	14	at Syracuse (12/04/14)
3 PT FG PERCENTAGE	.545 (6-11)	at Purdue University (2/8/15)
	.462 (6-13)	ALBANY (11/16/14)
FREE THROWS MADE	25	WAGNER (12/7/14)
	23	USF (12/21/14)
FREE THROW ATTEMPTS	40	USF (12/21/14)
	33	WAGNER (12/7/14)
FREE THROW PERCENTAGE	.917 (11-12)	at Minnesota (01/28/15)
	.909 (10-11)	RUTGERS (1/10/15)
REBOUNDS	54	USF (12/21/14)
	53	RIDER (12/14/14)
ASSISTS	22	MINNESOTA (2/15/15)
	20	INDIANA (1/22/15)
STEALS	12	vs Liberty (11/28/14)
	11	at Wisconsin (01/06/15)
	11	ALBANY (11/16/14)
BLOCKED SHOTS	9	at Michigan (01/01/15)
	9	USF (12/21/14)
	9	SETON HALL (11/22/14)
TURNOVERS	38	RUTGERS (1/10/15)
	24	at Nebraska (01/15/15)
	24	at Michigan (01/01/15)
	24	at Iowa (12/28/14)
FOULS	30	USF (12/21/14)
	29	ALBANY (11/16/14)

**2014-15 Penn State Lady Lion Basketball  
Penn State High/Low Analysis (as of Mar 01, 2015)  
All games**

**Opponent - GAME HIGHS**

POINTS	91	ILLINOIS (1/4/15)
	90	USF (12/21/14)
	89	at Michigan (01/01/15)
	88	OHIO STATE (2/26/15)
	85	MINNESOTA (2/15/15)
	35	at Michigan (01/01/15)
FIELD GOALS MADE	34	OHIO STATE (2/26/15)
FIELD GOAL ATTEMPTS	80	USF (12/21/14)
	74	at Michigan (01/01/15)
FIELD GOAL PERCENTAGE	.508 (31-61)	MARYLAND (2/5/15)
	.500 (32-64)	ILLINOIS (1/4/15)
3 PT FIELD GOALS MADE	12	MINNESOTA (2/15/15)
	12	ILLINOIS (1/4/15)
3 PT FG ATTEMPTS	40	at Syracuse (12/04/14)
	33	at Minnesota (01/28/15)
3 PT FG PERCENTAGE	.545 (12-22)	MINNESOTA (2/15/15)
	.478 (11-23)	at HARTFORD (12/10/14)
FREE THROWS MADE	27	SETON HALL (11/22/14)
	26	USF (12/21/14)
FREE THROW ATTEMPTS	38	USF (12/21/14)
	37	SETON HALL (11/22/14)
FREE THROW PERCENTAGE	.862 (25-29)	INDIANA (1/22/15)
	.833 (10-12)	at Syracuse (12/04/14)
REBOUNDS	56	USF (12/21/14)
	51	at Maryland (02/23/15)
	51	at Syracuse (12/04/14)
	24	at Michigan (01/01/15)
ASSISTS	22	MARYLAND (2/5/15)
	22	ILLINOIS (1/4/15)
	22	RUTGERS (1/10/15)
STEALS	14	at Maryland (02/23/15)
	14	at Syracuse (12/04/14)
	15	at Minnesota (01/28/15)
BLOCKED SHOTS	14	at Wisconsin (01/06/15)
TURNOVERS	24	ALBANY (11/16/14)
	23	WAGNER (12/7/14)
FOULS	28	USF (12/21/14)
	27	WAGNER (12/7/14)

**2014-15 Penn State Lady Lion Basketball  
Penn State High/Low Analysis (as of Mar 01, 2015)  
All games**

**Penn State - GAME LOWS**

POINTS	34		at Maryland (02/23/15)
	39		at Syracuse (12/04/14)
	45		at Nebraska (01/15/15)
	46		at Wisconsin (01/06/15)
	51		RUTGERS (1/10/15)
FIELD GOALS MADE	15		at Syracuse (12/04/14)
	15		at Maryland (02/23/15)
FIELD GOAL ATTEMPTS	49		RUTGERS (1/10/15)
	50		at Maryland (02/23/15)
FIELD GOAL PERCENTAGE	.278	(15-54)	at Syracuse (12/04/14)
	.300	(15-50)	at Maryland (02/23/15)
	.300	(18-60)	at Wisconsin (01/06/15)
3 PT FIELD GOALS MADE	0		at Maryland (02/23/15)
	1		RIDER (12/14/14)
	1		at Michigan (01/01/15)
	1		at Ohio State (01/18/15)
	1		MARYLAND (2/5/15)
	1		WISCONSIN (3/1/15)
3 PT FG ATTEMPTS	5		USF (12/21/14)
	5		at Maryland (02/23/15)
3 PT FG PERCENTAGE	.000	(0-5)	at Maryland (02/23/15)
	.091	(1-11)	at Michigan (01/01/15)
FREE THROWS MADE	4		at Maryland (02/23/15)
	5		MINNESOTA (2/15/15)
FREE THROW ATTEMPTS	10		MARYLAND (2/5/15)
	10		MINNESOTA (2/15/15)
FREE THROW PERCENTAGE	.333	(4-12)	at Maryland (02/23/15)
	.471	(8-17)	at Michigan (01/01/15)
REBOUNDS	27		at Maryland (02/23/15)
	31		ALBANY (11/16/14)
ASSISTS	9		at Syracuse (12/04/14)
	9		at Iowa (12/28/14)
	9		at Michigan (01/01/15)
	9		at Nebraska (01/15/15)
	9		at Maryland (02/23/15)
STEALS	3		at Syracuse (12/04/14)
	3		MINNESOTA (2/15/15)
	3		OHIO STATE (2/26/15)
BLOCKED SHOTS	1		ILLINOIS (1/4/15)
	2		TOWSON (11/14/14)
	2		at Iowa (12/28/14)
	2		WISCONSIN (3/1/15)
TURNOVERS	11		at Minnesota (01/28/15)
	12		WAGNER (12/7/14)
	12		INDIANA (1/22/15)
	12		MINNESOTA (2/15/15)
FOULS	13		at Syracuse (12/04/14)
	14		WISCONSIN (3/1/15)

**2014-15 Penn State Lady Lion Basketball**  
**Penn State High/Low Analysis (as of Mar 01, 2015)**  
**All games**

**Opponent - GAME LOWS**

POINTS	50		at Purdue University (2/8/15)
	51		RIDER (12/14/14)
	54		ALBANY (11/16/14)
	56		ST. BONAVENTURE (11/25/14)
	59		vs Samford (11/30/14)
FIELD GOALS MADE	18		ALBANY (11/16/14)
	18		ST. BONAVENTURE (11/25/14)
	18		at Purdue University (2/8/15)
FIELD GOAL ATTEMPTS	47		at HARTFORD (12/10/14)
	51		ST. BONAVENTURE (11/25/14)
FIELD GOAL PERCENTAGE	.290	(18-62)	at Purdue University (2/8/15)
	.292	(19-65)	RIDER (12/14/14)
3 PT FIELD GOALS MADE	1		RUTGERS (1/10/15)
	2		ALBANY (11/16/14)
	2		at Rutgers (02/01/15)
3 PT FG ATTEMPTS	7		RUTGERS (1/10/15)
	8		at Rutgers (02/01/15)
3 PT FG PERCENTAGE	.133	(2-15)	ALBANY (11/16/14)
	.143	(1-7)	RUTGERS (1/10/15)
FREE THROWS MADE	6		at Nebraska (01/15/15)
	8		WAGNER (12/7/14)
	8		RIDER (12/14/14)
FREE THROW ATTEMPTS	12		at Syracuse (12/04/14)
	14		WAGNER (12/7/14)
FREE THROW PERCENTAGE	.381	(8-21)	RIDER (12/14/14)
	.400	(6-15)	at Nebraska (01/15/15)
REBOUNDS	28		at HARTFORD (12/10/14)
	29		WAGNER (12/7/14)
ASSISTS	7		USF (12/21/14)
	9		ST. BONAVENTURE (11/25/14)
STEALS	4		WAGNER (12/7/14)
	4		MICHIGAN STATE (2/11/15)
BLOCKED SHOTS	2		WAGNER (12/7/14)
	2		at Michigan (01/01/15)
	2		MARYLAND (2/5/15)
TURNOVERS	7		NORTHWESTERN (1/25/15)
	9		USF (12/21/14)
	9		WISCONSIN (3/1/15)
FOULS	8		at Minnesota (01/28/15)
	10		at Nebraska (01/15/15)

**2014-15 Penn State Lady Lion Basketball  
Penn State Player High/Low Analysis (as of Mar 01, 2015)  
All games**

**Penn State - INDIVIDUAL GAME HIGHS**

Points	28		Spann, Lindsey vs USF (12/21/14)
	23		Spann, Lindsey vs Rider (12/14/14)
	22		Spann, Lindsey at Iowa (12/28/14)
	22		Spann, Lindsey vs Wagner (12/7/14)
	21		Agee, Candice vs USF (12/21/14)
	21		Moore, Sierra vs Wagner (12/7/14)
	21		Agee, Candice vs Seton Hall (11/22/14)
Field Goals Made	11		Spann, Lindsey vs USF (12/21/14)
	11		Spann, Lindsey vs Rider (12/14/14)
Field Goal Att.	22		Spann, Lindsey vs USF (12/21/14)
	21		Spann, Lindsey at Iowa (12/28/14)
	21		Spann, Lindsey vs Liberty (11/28/14)
FG Pct (min 5 made)	.833	(5-6)	Agee, Candice vs Maryland (2/5/15)
	.800	(8-10)	Agee, Candice vs USF (12/21/14)
3-Point FG Made	4		Spann, Lindsey at Purdue University (2/8/15)
	4		Spann, Lindsey at Iowa (12/28/14)
	4		DeGraaf, Jenny vs Albany (11/16/14)
3-Point FG Att.	9		Spann, Lindsey at Iowa (12/28/14)
	7		Spann, Lindsey at Purdue University (2/8/15)
	7		Spann, Lindsey at Rutgers (02/01/15)
	7		Spann, Lindsey at Minnesota (01/28/15)
	7		Spann, Lindsey vs Liberty (11/28/14)
3-Pt FG Pct (min 2 made)	1.000	(4-4)	DeGraaf, Jenny vs Albany (11/16/14)
	1.000	(2-2)	Sevillian, Keke at Purdue University (2/8/15)
Free Throws Made	11		Moore, Sierra vs Wagner (12/7/14)
	8		Moore, Sierra vs Samford (11/30/14)
Free Throw Att.	12		Moore, Sierra vs Wagner (12/7/14)
	10		Moore, Sierra vs Samford (11/30/14)
FT Pct (min 3 made)	1.000	(4-4)	Harris, Alex vs Ohio State (2/26/15)
	1.000	(4-4)	Waldner, Tori vs Ohio State (2/26/15)
	1.000	(4-4)	Agee, Candice at Minnesota (01/28/15)
	1.000	(4-4)	Mitchell, Kaliyah vs Northwestern (1/25/15)
	1.000	(4-4)	Mitchell, Kaliyah at Nebraska (01/15/15)
	1.000	(4-4)	Spann, Lindsey vs Rutgers (1/10/15)
	1.000	(4-4)	Mitchell, Kaliyah vs USF (12/21/14)
	1.000	(4-4)	Spann, Lindsey vs Wagner (12/7/14)
	1.000	(4-4)	DeGraaf, Jenny vs Wagner (12/7/14)
	1.000	(4-4)	Waldner, Tori vs Albany (11/16/14)
	1.000	(3-3)	Mitchell, Kaliyah at Ohio State (01/18/15)
	1.000	(3-3)	Spann, Lindsey vs Liberty (11/28/14)
Rebounds	15		Mitchell, Kaliyah vs Northwestern (1/25/15)
	14		Moore, Sierra vs Wisconsin (3/1/15)
Assists	8		Moore, Sierra vs Minnesota (2/15/15)
	7		Spann, Lindsey vs Michigan State (2/11/15)
	7		Moore, Sierra vs Indiana (1/22/15)
	7		Moore, Sierra vs Rider (12/14/14)
	7		Moore, Sierra vs Wagner (12/7/14)
Steals	5		Mitchell, Kaliyah vs Liberty (11/28/14)
	4		Moore, Sierra vs Michigan State (2/11/15)
	4		Agee, Candice vs Indiana (1/22/15)
	4		Mitchell, Kaliyah at Nebraska (01/15/15)
	4		Moore, Sierra at Wisconsin (01/06/15)
	4		Mitchell, Kaliyah vs Rider (12/14/14)



	4	Mitchell, Kaliyah vs St. Bonaventure (11/25/14)
	4	Mitchell, Kaliyah vs Albany (11/16/14)
Blocked Shots	5	Agee, Candice vs Rider (12/14/14)
	4	Agee, Candice at Maryland (02/23/15)
	4	Harris, Alex at Purdue University (2/8/15)
	4	Agee, Candice at Ohio State (01/18/15)
	4	Agee, Candice vs USF (12/21/14)
	4	Agee, Candice vs Liberty (11/28/14)
	4	Waldner, Tori vs Albany (11/16/14)
Turnovers	11	Spann, Lindsey vs Rutgers (1/10/15)
	8	Moore, Sierra at Ohio State (01/18/15)
Fouls	5	Mitchell, Kaliyah vs Wisconsin (3/1/15)
	5	Moore, Sierra vs Michigan State (2/11/15)
	5	Whitted, Peyton vs Maryland (2/5/15)
	5	Agee, Candice at Rutgers (02/01/15)
	5	Waldner, Tori at Ohio State (01/18/15)
	5	Agee, Candice at Nebraska (01/15/15)
	5	Mitchell, Kaliyah at Wisconsin (01/06/15)
	5	Mitchell, Kaliyah vs USF (12/21/14)
	5	Spann, Lindsey vs USF (12/21/14)
	5	Waldner, Tori vs USF (12/21/14)
	5	Mitchell, Kaliyah at HARTFORD (12/10/14)
	5	Mitchell, Kaliyah vs Samford (11/30/14)
	5	Moore, Sierra vs Samford (11/30/14)
	5	Moore, Sierra vs Liberty (11/28/14)
	5	Whitted, Peyton vs Liberty (11/28/14)
	5	Spann, Lindsey vs Seton Hall (11/22/14)
Minutes	41	Spann, Lindsey vs USF (12/21/14)
	41	Moore, Sierra vs USF (12/21/14)
	41	Spann, Lindsey vs Samford (11/30/14)

**2014-15 Penn State Lady Lion Basketball  
Penn State Opponent High/Low Analysis (as of Mar 01, 2015)  
All games**

**OPPONENT INDIVIDUAL GAME HIGHS**

Points	34		WILLIAMS, Courtney vs USF (12/21/14)
	32		Johnson, Dominique vs Towson (11/14/14)
	29		Grant, Jacqui vs Illinois (1/4/15)
	28		SIMMONS, Ka-Deidre vs Seton Hall (11/22/14)
	27		PECK, Jordyn vs Wagner (12/7/14)
	27		RICHARDS, Shereesha vs Albany (11/16/14)
Field Goals Made	12		Johnson, Dominique vs Towson (11/14/14)
	11		WILLIAMS, Courtney vs USF (12/21/14)
Field Goal Att.	30		Johnson, Dominique vs Towson (11/14/14)
	29		WILLIAMS, Courtney vs USF (12/21/14)
FG Pct (min 5 made)	.800	(8-10)	Goree, Cyesha at Michigan (01/01/15)
	.727	(8-11)	Crawford, Ivory vs Illinois (1/4/15)
	.727	(8-11)	BROWN, Simone vs Liberty (11/28/14)
3-Point FG Made	6		Bauman, Nicole vs Wisconsin (3/1/15)
	6		Romeo, Natalie at Nebraska (01/15/15)
	6		Gulczynski, Jacki at Wisconsin (01/06/15)
	6		Deanna Mayza at HARTFORD (12/10/14)
	6		PECK, Jordyn vs Wagner (12/7/14)
	6		Johnson, Dominique vs Towson (11/14/14)
3-Point FG Att.	19		Brianna Butler at Syracuse (12/04/14)
	17		Bailey, Mikayla at Minnesota (01/28/15)
3-Pt FG Pct (min 2 made)	.833	(5-6)	Mullaney, Shayne vs Minnesota (2/15/15)
	.750	(6-8)	Deanna Mayza at HARTFORD (12/10/14)
	.750	(3-4)	Bailey, Mikayla vs Minnesota (2/15/15)
	.750	(3-4)	Crawford, Ivory vs Illinois (1/4/15)
	.750	(3-4)	MICHAEL, Emily vs St. Bonaventure (11/25/14)
Free Throws Made	16		Alexis Gassion vs Indiana (1/22/15)
	11		JENKINS, Alisia vs USF (12/21/14)
Free Throw Att.	18		Alexis Gassion vs Indiana (1/22/15)
	13		JENKINS, Alisia vs USF (12/21/14)
FT Pct (min 3 made)	1.000	(6-6)	Zahui, Amanda at Minnesota (01/28/15)
	1.000	(6-6)	Deary, Ashley vs Northwestern (1/25/15)
	1.000	(5-5)	Briana Day at Syracuse (12/04/14)
	1.000	(5-5)	RIGGINS, Ellen vs Samford (11/30/14)
	1.000	(4-4)	Kiara Leslie vs Maryland (2/5/15)
	1.000	(4-4)	Mullaney, Shayne at Minnesota (01/28/15)
	1.000	(4-4)	Jenn Anderson vs Indiana (1/22/15)
	1.000	(4-4)	Laney, Betnijah vs Rutgers (1/10/15)
	1.000	(4-4)	FRAZIER, Emily vs Liberty (11/28/14)
	1.000	(4-4)	GORDON, Lubirdia vs Seton Hall (11/22/14)
	1.000	(3-3)	Scaife, Tyler at Rutgers (02/01/15)
	1.000	(3-3)	Gulczynski, Jacki at Wisconsin (01/06/15)
	1.000	(3-3)	White, Chatrice vs Illinois (1/4/15)
Rebounds	21		JENKINS, Alisia vs USF (12/21/14)
	15		Alexa Hart at Ohio State (01/18/15)
	15		TATE, Imani vs Albany (11/16/14)
Assists	12		Mullaney, Shayne at Minnesota (01/28/15)
	10		Lexie Brown vs Maryland (2/5/15)
	10		Simmons, Kyley vs Illinois (1/4/15)
Steals	10		Davis, Syessence vs Rutgers (1/10/15)
	7		Lexie Brown at Maryland (02/23/15)
Blocked Shots	12		Zahui, Amanda at Minnesota (01/28/15)
	7		Rochel, Cassie at Wisconsin (01/06/15)

Turnovers	9	NWAJEI, Jasmine vs Wagner (12/7/14)
	7	Cherelle Moore at HARTFORD (12/10/14)
	7	RICHARDS, Shereesha vs Albany (11/16/14)
Fouls	5	Zahui, Amanda vs Minnesota (2/15/15)
	5	Gussert, Lexi vs Michigan State (2/11/15)
	5	Perry, Bridget at Purdue University (2/8/15)
	5	Coffey, Nia vs Northwestern (1/25/15)
	5	Cohen, Alex vs Northwestern (1/25/15)
	5	Amanda Cahill vs Indiana (1/22/15)
	5	DLUHI, Jackie vs Wagner (12/7/14)
	5	RICHMOND, Gabby vs St. Bonaventure (11/25/14)
	5	GORDON, Lubirdia vs Seton Hall (11/22/14)
	5	JOHNSON, Janee vs Seton Hall (11/22/14)
	5	Smith, Markell vs Towson (11/14/14)

## SEVILLIAN'S DEFENSE ENERGIZING LADY LIONS

Web address: [http://www.centredaily.com/2014/12/13/4507609\\_penn-state-womens-basketball-sevillians.html?sp=/99/146/&rh=1](http://www.centredaily.com/2014/12/13/4507609_penn-state-womens-basketball-sevillians.html?sp=/99/146/&rh=1)

Publication Date: December 13, 2014

Writer: Walt Moody

Keke Sevillian wants to be a nuisance.

And Penn State women's basketball coach Coquese Washington doesn't mind.

The peskier the sophomore guard can be, the better it is for the Lady Lions (2-7) who face Rider (2-6) in the second game of a doubleheader at the Bryce Jordan Center at 2:30 p.m. on Sunday.

Sevillian's job is to hound her opponent, hopefully forcing a turnover or getting a steal.

So far, she's fourth on the team with nine steals. While that may not sound like much, each of the players who have more steals than Sevillian — Kaliyah Mitchell (18), Lindsey Spann (13) and Sierra Moore (10) — have played more than twice as many minutes as Sevillian.

"I'm told my specific role is to be the great defender and to change the pace of the game," the 5-foot-7 guard said. "I'm an energy-giver. I embrace my role to the fullest."

That means making life miserable for the player she's defending, especially an opposing point guard.

"It makes me feel awesome that the point guard doesn't want to dribble up the floor anymore because I'm guarding her," Sevillian said.

Her teammates say they are happy to see Sevillian on the court. At 133 minutes, she's already played more than she's played all of last season.

"Her defensive intensity is great and I love it so much," Spann said. "When Keke is out there on the court, she gets me hyped when she gets stops, steals and deflections. It brings a lot more intensity and energy to everyone on the court. Yeah, you can talk on the sidelines, 'Blah, blah blah,' but when she gets out there and she does what she knows she's good at, it really helps the team."

"Keke brings that defensive competitiveness to this team," added Mitchell. "When she gets on the floor, she's always eager to guard someone — whether it's their best player or someone who is really fast. She comes out there with all this energy. It helps you on defense. You see her out there running and you're like, 'OK, I'm running out there with her then.'"

Sevillian says that's the type of player she always was at Goodrich High School in Flint, Mich. She was all over the court, showing off the speed that made her one of the top hurdlers and sprinters in the state.

But prior to her senior season at Goodrich, Sevillian tore the anterior cruciate ligament in her right knee.

She played last season at Penn State, but was forced to wear a bulky brace.

While her teammates practiced, Sevillian often spent time riding a stationary bicycle.

"It's always good not to be hurt because then you don't have to be on that bike," she said.

Joining her was Spann, who missed all of last season with her own ACL tear, that was suffered over the summer.

"I'm proud of what she's done and how far she's come," Spann said. "We've both kind of gone through it together. We were having our rough days in the training room with our sore knees."

Even with the brace off, Sevillian didn't feel right and decided to do something about it with strength and conditioning coach Brad Pantall and athletic trainer Natalie Meckstroth.

"I think when I tore my ACL, I lost a little bit of my speed and mobility in my knee," Sevillian said. "That's why I stayed over this summer and worked with Brad and Natalie. I worked really hard to get all of that back. I feel a lot more confident in my speed and my ability to change speeds and do transition things."

"It took all summer. I committed myself to staying summer session long before everyone had to be here."

Washington said Sevillian's hard work has made a difference and she's comparing Sevillian's play to that of former Lady Lion Dara Taylor, who won the Big Ten's Defensive Player of the Year honor last season.

"She's healthier. She's more confident," Washington said of Sevillian. "She's learning how to play defense with her feet and she's staying out of foul trouble. She's certainly growing into the Dara Taylor mode

of being that pesky, on-ball defender and helping to generate some transition opportunities and speeding the game up for us. I've been really happy with her growth defensively and how she's impacting the game."

Sevillian's hard work has not ended. On the advice of Washington and assistant coach Jocelyn Wyatt, Sevillian is changing the way she shoots the ball. Previously, Sevillian shot with her hand in front of her face, while the coaches have her now launching from her right shoulder.

It's been a slow process. Sevillian is just 6 for 31 from the floor (19 percent)

Still she maintains her bubbly smile and a sense of optimism with the change.

"It's a long process, but it's going to be worth it in the long run," Sevillian said. "... It's always uncomfortable, but I trust my coaches. It may not be comfortable and I may not like it, but they see the bigger picture."

Washington hopes the bigger picture has her team playing better than it has so far. The Lady Lions are off to the worst start through nine games in program history.

## WHITTED LOOKS TO KEEP THINGS ROLLING FOR LADY LIONS

Web address: [http://www.centredaily.com/2015/01/31/4581753\\_penn-state-womens-basketball-whitted.html?rh=1](http://www.centredaily.com/2015/01/31/4581753_penn-state-womens-basketball-whitted.html?rh=1)

Publication Date: January 31, 2015

Writer: Walt Moody

Penn State's Peyton Whitted spent the early part of her sophomore women's basketball season proceeding with caution.

Now, her mantra is "full speed ahead."

That seems to be working.

Heading into Sunday's noon clash at No. 22 Rutgers, Whitted is coming off the best three-game stretch of her career with the Lady Lions.

First she netted a career-high 12 points, with six rebounds, two steals and two blocks in a 79-75 win over Indiana that snapped an eight-game losing streak. She went 4 for 4 from the floor, scored 11 points and grabbed six rebounds in a 76-75 win over Northwestern. She followed that up with a career-high 16 points, making 7 of a career-high 14 shots, in a 75-64 loss at Minnesota.

Over the three-game stretch, she's averaging 13.0 points and 5.3 rebounds, while shooting 61 percent from the floor.

What has changed?

Whitted has noticeably been more aggressive, especially on the offensive end.

"I've been a little hesitant getting to the basket," Whitted admits. "I think in the past (few) games I've done that very well."

Whitted also said there's been a change in attitude as well.

"I've just been staying positive," the 6-foot-3 Georgia native said. "In the other games, I've been very negative when I make a mistake or I miss a shot. These past few games I've been working on keeping my head up all of the times and that really helped me staying positive."

"My teammates do a good job of finding us on the inside. We've talked about the guards looking inside more, passing and getting more touches. That helps a lot and offensive rebounding has helped me a lot, too, because I've been crashing the basket hard and getting some extra buckets there."

Whitted's play has transformed through hard work in practice.

"The coaches have been really on me. I've been working on finishing through contact, rebounding, jumping up with two hands and pursuing the ball. That's really helped me in practicing it and going into the game and doing the same thing."

Penn State coach Coquese Washington has been waiting to see that kind of aggressive play and confidence from Whitted, who entered the season as actually one of the more experienced Lady Lions, having averaged 11 minutes per game in her freshman season.

"A lot of time in basketball, the more aggressive person makes the plays," she said. "The more aggressive teams make the plays."

Washington said that she's "keeping her fingers crossed" that Whitted's dynamic play off the bench will continue.

"It's being OK with being wrong hard," Washington said of aggressive play. "Sometimes with a young team — and this team in particular — they're thinking so much about doing the right thing that they're not just playing. I think that's what we're seeing with them as they are getting used to what's happening on the court — the game is slowing down. They're not thinking as much. They are just playing, being decisive and reacting to what is going on."

Redshirt Lindsey Spann, who Washington has lauded for picking up things quickly, said players pick up things at different paces.

"I think the light is coming on for a lot of people now and that is only going to make this team even better," said Spann, who leads the Lady Lions with a 14.8 scoring average. "It might have taken time. It's a process. Things take time, new things and new adjustments. ... I think people are doing a great job of filling in their roles and we've gotten better."

When Whitted plays well, she gives Washington options at several positions.

"With her size and her versatility it adds another element that I think it makes it tough," Washington said. "With her size and she's pretty long and can play at multiple positions, she gives us a lot of versatility. She adds an element on the backboards when she's pushing the ball in transition and leading the break, she helps our transition game and helps us play a little faster."

"She adds an element to everything we're doing that is pretty dynamic. She's a very skilled player and when she's playing the way that she's played the last (three) games, she's very impactful."

Whitted and her teammates will need to make big impacts if Penn State (5-16 overall, 2-8) is to upset Rutgers (15-5, 6-3).

The Scarlet Knights defeated the Lady Lions 71-51 earlier this season, in a contest that was much closer than the final score. Rutgers' pressing defense forced an astounding 38 turnovers. The Scarlet Knights had 22 steals.

"They are an active team defensively — hands up, in there getting boards," Spann said. "It was mainly us. If we just take care of the ball, things will be simple. Make smart decisions and good passes and we won't have 38 turnovers. It will be a good game."

"Hopefully, we will take care of the ball a little better," Washington said. "If we can do that, we'll be in better shape. That's probably the biggest adjustment — dealing with their pressure and not giving the ball away as many times as we did. We've got to be on the boards against Rutgers because they do a great job of crashing and getting second-chance points."

Penn State had a season-low 11 turnovers against Minnesota on Wednesday and has not committed more than 18 in its last four games.

"I'm very excited to play them again because we were in the last game, even though we had 38 turnovers," Whitted said of Rutgers. "Think about if we had 20 less turnovers. You see how we're taking care of the ball better and playing better against pressure. I'm excited to see how that goes."

## FOLLOWING ACL TEAR LAST YEAR, LINDSEY SPANN READY TO GO FOR LADY LIONS

Web address: [http://www.collegian.psu.edu/sports/women\\_basketball/article\\_6a49eb68-6093-11e4-aaca-001a4bcf6878.html](http://www.collegian.psu.edu/sports/women_basketball/article_6a49eb68-6093-11e4-aaca-001a4bcf6878.html)

Publication Date: October 31, 2014

Writer: Kevin Alonzo

Redshirt freshman Lindsey Spann leaned forward while sitting on the bench of the Lady Lions' practice gym — her two palms loosely gripping a basketball. She spoke with the enthusiasm of someone who hasn't played in a game in quite some time.

Sunday's exhibition against Indiana University of Pennsylvania will be a benchmark moment for Spann, who's endured a tumultuous start to her college career.

In July 2013, while preparing for what was supposed to be her first season in a Penn State uniform, the point guard tore her anterior cruciate ligament during a workout. She was sidelined for the entire campaign and has spent the last 15 months trying to get her right knee back to full strength.

After a strenuous rehab process, Spann is in good spirits, saying she's ready to get back on the court.

"The knee feels great," Spann said. "I don't even remember I hurt myself."

Instead of feeling self-pity, Spann maintained a positive attitude and looked at the injury as a learning experience. She said she's mentally tougher now because of everything she's had to go through.

The highly touted recruit out of Laurel, Maryland is no stranger to adversity.

At Our Lady of Good Counsel High School, Spann broke her foot. She said that having already been through a situation where she was forced to miss significant playing time made things easier this time around.

As most parents under the same circumstances would, Spann's mother offered words of encouragement in the wake of the ACL tear.

"My mom talked to me a lot about it," Spann said. "She was like, 'You've overcome injuries before. You've overcome a lot of things, so just stay strong and I know you're going to get through it.' She's always told me that and I got through it. I'm here now."

Often times when players return to live action after months of rehab, it takes a while to overcome the fear of reinjuring their ACL and reach the point where they're not thinking about it on the court. Spann insists this has not been an issue for her.

In the first month of practice leading up to the start of the regular season, the Maryland native has been playing as if nothing ever happened. Coach Coquese Washington has not sensed any hesitation in Spann's game from what she's seen.

"I kid you not," Washington said. "The day she got hurt, she was like, 'All right, I'm going to come back.'"

Washington has been so impressed with what Spann has shown her that on Wednesday she named her one of the team captains for the 2014-15 season, along with Tori Waldner and Sierra Moore.

Once she was cleared to play again, Spann focused on ways to improve as a player. She said knocking down outside shots consistently has been a point of emphasis, but her main concern is lateral movement on the defensive side of the ball. The redshirt freshman wants to be able to press up on opposing point guards and change direction the way she did before the injury.

Being able to watch from the sidelines without losing a year of eligibility may have been a good thing for Spann, sophomore Peyton Whitted said. She added there are certain things that Spann would not have noticed on the court last year that she was able to pick up on from the bench. She can apply what she learned on the court this season, Whitted said.

Spann's debut has long been anticipated by team members. As a senior at Good Counsel, she averaged 15.9 points per game, 5.3 assists and 2.4 steals, while knocking down 80 percent of her free throws.

Now she gets her chance to prove what she can do at the next level.

"Lindsey has a pretty high basketball IQ," Washington said. "She's really fun to watch, especially with the ball in her hands. She's a very gifted passer and makes things easier for her teammates."

While the Lions were in the midst of a 24-8 season that came to an end in the Sweet 16 of the NCAA tournament, Spann was doing everything in her power to get back onto the court as soon as possible. Her teammates' support helped Spann get through what were some difficult times. Having people around her who she could turn to was invaluable throughout the rehab process.

"I'm so excited," Whitted said. "It's been a long time coming. She worked her butt off this summer and last year."

"Excited" is the same word Spann used to describe how she's feeling with her first collegiate game looming. She said she's looking forward to getting back on the floor with the rest of the Lions and helping them play at a high level.

The situation that was handed to Spann last July may seem less than ideal, but she doesn't look at it that way. She described it as a "minor setback for a major comeback."

Soon enough, she'll get a chance to put her talents on display for the outside world to see what they missed out on a year ago.

"We can't wait for everybody else to see," center Candice Agee said. "...Because we already know what she can do."

## BANKS DOING ALL SHE CAN FOR LADY LIONS

Web address: [http://www.centredaily.com/2015/01/24/4570341\\_penn-state-womens-basketball-banks.html?rh=1](http://www.centredaily.com/2015/01/24/4570341_penn-state-womens-basketball-banks.html?rh=1)

Publication Date: January 24, 2015

Writer: Walt Moody

Brianna Banks has seen more losses this season than she had in her entire college career before she arrived at Penn State.

While at Connecticut, she was a member of two national championship teams as the Huskies went 108-9 over the past three seasons.

The transfer, who is sitting out a season per NCAA rules, has watched her new teammates go 4-15 and lose eight straight before knocking off Indiana 79-75 Thursday.

Does she regret her decision to leave Storrs, Conn., for University Park?

"I feel like it was the best decision for me from Day 1," said Banks, who will be cheering on her teammates at 2 p.m. today against Northwestern at the Bryce Jordan Center. "Every day it gets better and it reminds me why I'm here. I enjoy being here."

And Lady Lion coach Coquese Washington is glad she's here.

Banks has made an impact on the practice floor, a place where she can participate.

The 5-foot-9 left-hander stands out during workouts, whether she's playing with her teammates or along with the practice team.

"She's fantastic," Washington said. "She's an ultra-competitive kid. When we're in the gym and she's playing with us or against us, the intensity level certainly is very high. Her competitiveness, her intensity just adds a lot to the practice environment."

"I'm enjoying myself," Banks said. "I'm trying to stay focused in school and come out here in practice and help my teammates out. I just try to help them get better in practice every day, while they help me get better every day. We are all in this together because we are one team, even if I am not playing."

Banks says she has always been super competitive, no matter what she's doing.

"I hate losing no matter what I'm playing — basketball, pool, checkers," Banks said. "It doesn't matter. I'm out to win every time."

And that's what has made watching her teammates struggle so hard to watch. The Lady Lions are on pace to have the worst season in program history.

"It sucks so bad because all you can do is encourage them," Banks said. "When you see them struggling, you want to do nothing but help. It just sucks so bad that you can only practice and not produce."

Banks has shown she can produce at an elite level. She averaged 7.3 points in 17.1 minutes before her sophomore season at Connecticut was cut short by an injury.

Washington said the Lady Lions don't often bring up Banks' years and success at Connecticut.

"I look at her impact as what she brings to practice this year," Washington said. "The competitiveness, the intensity and focus that she plays with it certainly rubs off on our team and also on some of the young players with how hard you have to work and how competitive you have to be every day. I think that's helped us continue to grow as our season has gone on."

And Banks sees her teammates making progress. That tempers the losing somewhat.

"It's crazy in a way that it's not something I'm used to," she said of losing. "They're young and I understand as to why we are where we are right now. ... Winning is something you work hard for. As long as we're working hard and making progress every day, then I'm satisfied."

Banks says she enjoys hanging out with her teammates off the floor and feels like she fits in perfectly with the group.

"Surprisingly, we are all so much alike," she said. "It's great how Co recruits because you can tell that she recruits players who all have the same personality and the same goals. It's very rare that we clash or have a disagreement."

Banks admits her biggest problem with Penn State is finding her way around

"The campus is still kind of big," she said with a chuckle. "I don't know where all of the buildings are, but I'm getting there. I know where my classes are — and the food."

The latter is very important — at least one spot. You can often find Banks chowing down at one particular spot in the HUB-Robeson Center.

"I'm a huge Chick-fil-eater," Banks said. "I love Chick-fil-A. That's the main reason I came here outside of basketball. I love Chick-fil- so I indulge in it. I just had it a couple of hours ago, actually."

"Bri has like eight percent body fat so she's allowed," chimed in senior Tori Waldner, when overhearing Banks.

Banks can't wait until she puts that sculpted body on the floor. Until then, she'll continue to cheer and practice hard.

"They are really starting to get the competitive spirit," she said of her teammates.

## PENN STATE-OHIO STATE RIVALRY CLOSER TO HOME FOR LADY LIONS' WILLIAMS

Web address: [http://www.collegian.psu.edu/sports/women\\_basketball/article\\_58109f96-7056-11e4-b5dd-b79151b75c98.html](http://www.collegian.psu.edu/sports/women_basketball/article_58109f96-7056-11e4-b5dd-b79151b75c98.html)

Publication Date: November 20, 2014

Writer: Mark Fischer

Jaylen Williams thought she was just along for the ride.

Then a heavily recruited high school sophomore, Williams joined her parents as they dropped her older brother, Camren, off at Ohio State for his freshman year. Camren was set to begin his football career with the Buckeyes.

But she came home with a new opportunity.

Williams received an impromptu offer from the Ohio State women's basketball program when touring the Buckeyes' basketball facility.

The Braintree, Massachusetts native comes from a long line of athletes that extends further than her brother, now a junior linebacker on the No. 7 Buckeyes. Her father, Brent, played in the NFL for 11 seasons and her eldest brother, Brennan, was drafted in 2013 by the Houston Texans.

Despite briefly considering Ohio State during that trip to Columbus in 2012, Williams verbally committed to Penn State later that summer. The 6-foot-3-inch forward made firm her commitment to the Lady Lions' program last week when she signed her letter of intent on National Signing Day.

### Have we met before?

Williams began receiving recruiting letters from prospective schools when she was in middle school.

Jim Foster, then the Ohio State women's basketball coach, invited Williams to tour the Buckeyes' facility while she was in town.

From a recruiting standpoint, Foster knew that Williams was a potential 2015 target, but had never seen her play. The Williams family thought the meet and greet was just supposed to be a chance for the two to get acquainted with each other.

As the two were talking, one of Foster's assistant coaches nearby realized the 15-year-old looked familiar. Williams was the same eighth grader that the assistant coach watched shut down a then-Ohio State signee in an AAU tournament a couple years earlier.

Brent Williams said he recalled Foster telling his daughter, "I have not had a chance to see you play, [but if my assistant] says you can play, then you can play at Ohio State. We're going to extend you an offer."

The Buckeyes were the first team to give Williams an offer. After leaving her brother behind in Columbus, she told her parents on the car ride back to their home that she thought she wanted to join her brother at Ohio State.

"Jaylen, relax," Brent told his daughter in the car. "It's just your emotions right now. We'll think this through."

By the end of the 12-hour trek back home, she heeded her father's advice and decided to keep her options open. Williams, who tagged along for many recruiting trips with her older brothers, had previously grown a strong interest in Penn State, as well.

She soon committed to the Lady Lions' program, which offered her later that summer.

Ironically enough, Penn State was the same school Camren had changed his mind about just a few months earlier. He had originally committed to a Joe Paterno-led Lions program in March 2011. Camren has played sparingly for Ohio State since decommitting from Penn State in January 2012.

### 'She wasn't a princess'

Williams' first official visit to Penn State came back in 2010. Already fond of the campus, she wanted to make sure Washington and the rest of the coaching staff provided a good fit for her on and off the court.

"I really liked how family oriented [Washington] made the team feel," Williams said. "Right when I was talking to her, it just clicked, and right when she was talking to my parents, it clicked. I just knew she was going to be my coach one day."

Despite raising two Division I football players, Brent has always felt his daughter was the most athletically gifted of his children.

"For a very long time, [Brennan and Camren] were frustrated because she got away with things they had to work harder at," Brent said.

And as is the fate for most little siblings, Williams' two older brothers would often team up and tease her.

Washington could tell that Williams wasn't the prototypical teenage girl when she first began recruiting her as a freshman at Archbishop Williams High School.

"She wasn't a princess growing up", the coach said on signing day.

Brent said his daughter was raised in a competitive atmosphere that has made her a more determined player on and off the basketball court.

Seeing Brennan and Camren go through the college recruiting process and eventually signing with Division I schools has been invaluable for Williams.

"I feel more prepared, I know what they went through," Williams said. "I know how hard they've had to work to get to where they are right now."

Her high school basketball coach, Jim Bancroft, said she is "more mentally tough growing up with them," Bancroft said.

When Williams tore her ACL and was forced to sit out her junior year, her two other brothers — who also have had their share of injuries on the football field — being by her side was key.

"I'm just starting to get everything back together," she said of the injury. "Nothing really feels awkward anymore."

Before the missed season, Williams scored 8.5 points per game and added 11.6 rebounds and 3.5 blocks per game during her sophomore season.

Bancroft characterized Williams as a solid defensive player in the paint and said the post player has begun to take her offensive game to the next level as well.

### A house divided

When Penn State played Ohio State in football on Oct. 25, Williams was put in a difficult spot

Should she root for the school she'd be spending the next four years, or root for her brother wearing the scarlet red and grey?

Her father, Brent, made it clear that the household roots for Penn State football every game but one: when the Lions play Ohio State.

Meanwhile, Camren will be a senior when the Lady Lions visit the Buckeyes next season. Brent guaranteed that you'll be able to pick Camren out of the sea of red when the two schools match up in Columbus.

"Camren will be wearing blue even though that's a color [Ohio State] is not allowed to wear," Brent joked. "He'll have to get an exemption."



## LADY LIONS' WALDNER MAY HAVE COACHING IN FUTURE

Web address: [http://www.centredaily.com/2015/02/22/4616255\\_penn-state-womens-basketball-lady.html?rh=1](http://www.centredaily.com/2015/02/22/4616255_penn-state-womens-basketball-lady.html?rh=1)

Publication Date: February 22, 2015

Writer: Walt Moody

Tori Waldner could have just four games left in her college basketball career — three regular season and one in the Big Ten Tournament.

But maybe the Penn State senior isn't ready to leave the sport when the Lady Lions' season is complete.

Waldner, who leads the Lady Lions (6-20 overall, 3-12 Big Ten) on the road against No. 5 Maryland (24-2, 15-0) at 7 p.m. on Monday, is one of 58 players to have been selected to participate in the Women's Basketball Coaches Association's "So You Want to Be A Coach Program." Waldner will attend a three-day workshop in April where the focus will be recruiting, the administrative side to coaching, how to get hired, skill development, the importance of knowing the rules and how to balance work and life.

"I think coaching is definitely an option," said Waldner, a kinesiology major. "I'm really setting myself up for any options. Helping younger girls, whether it's coaching at the collegiate or a lower level, ... going to this "So You Want to be a Coach" conference is definitely going to show me what level that might be at. I think even a (graduate assistant) spot would be amazing. I'm really open to any opportunities."

Lady Lion coach Coquese Washington believes Waldner would be an excellent addition to the ranks.

"Tori has a really bright mind and has a very good basketball IQ," said Washington of Waldner, who was part of three Big Ten regular-season title teams prior to this season. "She's one of the people that knows everything that's going on on the court and what everybody is supposed to do and where everybody is supposed to be.

"I think when you have that kind of intellect and intelligence about the game that bodes well for a career in coaching. Tori is such a people person and a leader and a natural teacher. She likes teaching and being a part of the information flow and helping people understand things. Having that teaching spirit will help her a long way in her coaching career."

Waldner said with her degree — the study of the human movement — that she hopes to be involved in sports, whether it be coaching or not.

She does like a number of facets that leading a basketball program offers.

"I definitely like the strategy," she said. "I also like watching people develop, the progression not just as players but as people."

The Georgia native definitely has done the latter in her four years at Penn State. She has become a leader on campus, serving as the president of the Student-Athlete Advisory Board (SAAB) and is part of the university's "It's On Us" campaign to stop sexual abuse.

Her work ethic has impressed her teammates.

"It's not only on the court, but a big impact off the court," guard Sierra Moore said. "She's involved in so many things. Off the court, she's showing how much academics mean to us and that we have a life after basketball."

Waldner has weathered the challenge of leading a team that is going through the worst season in program history. She's remained a steady influence despite many lows this season

"I think it's tough on her but Tori has shown a tremendous amount of focus and poise," Washington said. "She's been a good leader. She hasn't let the ups and downs of the season weigh on her. She's continued to be a strong example of trying to get better. ... As her season and career wind down, she's been incredibly coachable and positive and fighting to finish the season on as high a note as we can.

Waldner said she's remained realistic this season in the wake of watching four starters graduate from a Sweet 16 team a year ago.

"Honestly, we weren't going to get better extremely fast," Waldner said. "Our hopes were to do really well. As you can see now, we have to see the slow progression of getting better."

Waldner is coming off the best scoring game of her career. The 6-foot-5 forward netted 16 points and grabbed eight rebounds in an 85-77 loss against Minnesota (22-6, 11-5).

Penn State will need more of those numbers to contend against the Terrapins, who thanks to Ohio State's 100-82 upset of Iowa on Saturday, clinched the Big Ten title without having to play a game over the weekend.

The former ACC power, a Final Four team last year, has rolled through the Big Ten.

The Terps knocked off the Lady Lions on Feb. 5, netting a 77-62 triumph in a contest they led by 25 points in the second half.

"I don't think we were ourselves against Maryland when we played them here," Moore said. "We got off to a slow start."

Shatori Walker-Kimbrough had 21 points (on 10 for 14 shooting) to lead Maryland in that contest. The Terps scored 22 points off of 17 Penn State turnovers.

"I do think that we did a lot of good things that game," Washington said. "One of the areas that we struggled in is that we turned the ball over. Even though the number isn't astronomical, they capitalized on those turnovers and scored a ton of points in transition."

It could be one of a handful of games Waldner, who is averaging 5.1 points and 5.8 rebounds, has left.

"I'm just focusing on Maryland," the senior said. "I've played a lot of basketball, but it's not going to get to me until probably the season is over."

And once that is done, coaching could be in her future.

"I think she will be a good coach," said Moore, who offered a piece of advice. "She might need to get a little bit tougher. I think that comes with age when she sees how tough it is to coach girls."

"If she actually goes into it, I think she has a tremendous coaching career ahead of her," added Washington.

## DELONE CATHOLIC GRADUATE SIERRA MOORE RETURNS HOME, FLOURISHES FOR PENN STATE WOMEN'S BASKETBALL

Web address: [http://www.ydr.com/sports/ci\\_27537270/delone-catholic-graduate-sierra-moore-flourishing-penn-stat](http://www.ydr.com/sports/ci_27537270/delone-catholic-graduate-sierra-moore-flourishing-penn-stat)

Publication Date: February 16, 2015

Writer: Bill Arsenault

Sierra Moore found a new home to show off her basketball talents – with the Penn State Nittany Lions, to be exact.

And the 5-foot-11 redshirt sophomore guard is doing quite the job in her first season with the program

When Moore was a senior at Delone Catholic she earned a bundle of awards including being named Pennsylvania's Gatorade Player of the Year and the Associated Press Class AA Player of the Year. She was rated as the 21st player by Blue Star Report and was a McDonald's High School and Parade Magazine All-American. Moore scored 2,595 points in her career with the Squires.

That resume drew the interest of major colleges across the country. Moore decided to attend Duke of the Atlantic Coast Conference, but saw limited action as a freshman with the Blue Devils and would ultimately transfer.

"I left Duke for personal reasons," she said. "But it was a good experience playing at the college level with an elite team."

Penn State was one of those colleges interested in Moore when she was at Delone.

"We recruited Sierra and we were quite disappointed when she opted to attend Duke," Nittany Lions coach Coquese Washington said. "At the time, I told her that if things ever changed to give us a call."

The call came.

"Sierra and her mom came up for a visit and we had a long discussion about what she wanted out of her college experience moving forward," Washington said. "After the talk, I knew that Sierra would be able to come to Penn State and thrive as a student and as an athlete."

Because of the NCAA transfer rule, Moore had to sit out last season. She did practice with the team.

"Redshirting my first year at Penn State helped me see more of a coaching perspective of things while being on the bench," she said "It also gave me a chance to get back to a guard's mentality."

Moore has been the only Penn State player to start all 26 games this season. She also leads the team in minutes played (34.0) and is averaging 11.8 points and 5.2 rebounds. She's second on the team in assists (86) and steals (34) and has 12 blocked shots. Moore had a college career-high 18 points in a 76-75 victory over Northwestern and had 17 points, six rebounds and eight assists in an 85-77 loss to Minnesota last Sunday.

"I wasn't sure if Sierra would be a starter but I was pretty confident that she would be a contributor," Washington said. "She was aggressive in practice last year and her athleticism on both ends of the floor stood out daily."

Moore said she's had to make very few adjustments switching from Duke to Penn State.

"It wasn't hard because I felt at home here," she said. "My teammates felt like sisters and my coaches are great role models."

The Nittany Lions have struggled so far this season – a 6-20 overall record and a 3-12 mark in the Big Ten Conference.

"The team has grown over the course of the season," Washington said. "We knew this would be a transition year with us having graduated the bulk of our production and experience the past two years."

Moore is philosophical about the situation.

"It's hard because we are young, but wouldn't it be boring not having to overcome any challenges?" she said. "We have matured a lot and I do believe that we are getting better every game and every practice and that is really exciting to see."

Moore talked about the highs and lows of her season.

"The highlight would have to be finally being able to get on the court and play again," she said. "As far as lows, I can't say that I've had any because my career essentially has just started."

Another one of her highs is seeing her parents in the stands. Her dad Edwin played basketball at Millersville and her mom Jill coached the girls' basketball team at Delone before Sierra joined the program.

"My mom and dad have great basketball knowledge and I try to listen to what they have to say whenever the opportunity presents itself," she said. "They make all my home games and their love for basketball is what started my love for the game, too."

## HARRIS TO LEAD LADY LIONS AGAINST MINNESOTA

Web address: [http://www.centredaily.com/2015/02/14/4603503\\_penn-state-womens-basketball-harris.html?rh=1](http://www.centredaily.com/2015/02/14/4603503_penn-state-womens-basketball-harris.html?rh=1)

Publication Date: February 15, 2015

Writer: Walt Moody

Alex Harris had no impact as the season started for Penn State women's basketball team.

The sophomore missed the first 10 games for "personal reasons."

But back on the floor and seeing her minutes increase, the 6-foot-3 forward is making her presence felt.

Entering Sunday's 2 p.m. clash against Minnesota at the Bryce Jordan Center, Harris has been a force on the boards for the Lady Lions (6-19 overall, 3-11 Big Ten).

Harris has been pivotal in two of the Lady Lions' recent league wins. She scored a career-high 11 points and grabbed 11 rebounds in a 76-75 upset of Northwestern and last Sunday she had a career-high 13 rebounds and four blocked shots in a 54-50 victory against Purdue.

In limited action this season, Harris is still second on the squad with 6.1 rebounds per game. She averages a rebound for every 21/2 minutes she plays.

"She's a rebounding machine and her athleticism in the post is something that is really positive feature for us," Lady Lion coach Coquese Washington said. "When she comes into the game she always makes an impact on the defensive end and rebounding, allowing us to get out in transition. We need it. We need her defensive prowess, her rebounding."

Harris is under no illusion that she's coming into the game to pile up points.

"We all have our roles," the Lorian, Ohio native said. "They are written down. Co says I am a great rebounder and that's what I do. If I can't score or do anything else, I'm going to make sure I'm going to get the ball and get the rebound."

What makes a great rebounder?

Washington said it is a combination of things, but the most important is the ability to get off the floor quickly.

"She has a good knack and instinct for the ball but her quick jumping is a part of it," Washington said of Harris. "She's often the first person to the ball. If you can be the first person to the ball, you've got a better chance of getting it."

Harris said she's spent time both with Washington and assistant coach Ito Coleman refining her technique.

"I focused on grabbing the ball with two hands, just going after it," she said.

Harris is happy to be getting significant minutes since she started the season away from the program. She did not play during the first semester and got her first taste of action against South Florida in the final non-conference game.

Harris said she prefers to keep the nature of her absence personal but thinks that the time away was more of a benefit than a hindrance.

"It's been a big process, a big learning process for me," she said. "It would have helped if I played, but I don't think it set me back. It gave me some time off. It was much-needed time off. I think it might have helped."

Teammates, who are going through the midst of the worst season in program history, are glad she is back to help.

"She's a huge key to our success," guard Keke Sevillian said. "We all have those roles and we are a puzzle piece to complete that puzzle. Her piece is rebounding. She's a monster on the boards."

Washington said that Harris' return was relatively seamless.

"She's doing a great job," Washington said. "To her credit, she's come in and tried to fit in with what we're doing. We haven't had to adjust what we're doing to fit Alex. She found her role and her place so that she can contribute to what we're doing."

"She's a kid who wants to fit in and be a part of the team," Washington added. "... She's an ultimate team player. Right now, we need her to be a great defender and rebounder and that's what she's putting her focus on."

Harris hopes her play translates into more playing time. After 13 rebounds against Purdue, she grabbed seven more in a 74-67 loss against Michigan State on Wednesday.

"It gives me a lot of confidence," Harris said. "These last couple of games have been really good for me. I'm looking forward to the next couple of games."

Harris will need to be good inside if the Lady Lions are to knock off the Golden Gophers (19-6, 8-5). Intimidating center Amanda Zahui B. had a triple-double (16 points, 13 rebounds and 12 blocks) as Minnesota knocked off Penn State 75-64 on Jan 28. For the season, the 6-foot-5 sophomore is averaging 17.8 points and 11.5 rebounds per game.

"We've got to do a better job of limiting her effectiveness," said Washington, whose team lost a 12-point second-half lead to the Gophers. "They made a lot of threes (10) against our zone so we have to shore up our rotations in the zone."

## BROOKS FINDS A PLACE WITH LADY LIONS

Web address: [http://www.centredaily.com/2014/11/17/4463237\\_penn-state-womens-basketball-brooks.html?sp=/99/146/&rh=1](http://www.centredaily.com/2014/11/17/4463237_penn-state-womens-basketball-brooks.html?sp=/99/146/&rh=1)

Publication Date: November 17, 2014

Writer: Brandilyn Heckman

For some people, you know exactly where you're supposed to be and how to get there.

For others, it takes a little bit longer.

Penn State women's basketball player Dominique Brooks is an example of the latter.

In 2012, Brooks, or "Domo" as her teammates affectionately call her, graduated from Thornton Fractional South Senior High School in Lansing, Ill., with dozens of basketball accolades. She was named to the Northwest Indiana Times Illinois Girls Preseason All-Area twice, an AAU Illinois X-citement player, and a participant in the U18 Team USA trials in 2012. She was the 95th overall basketball recruit in the country and the 11th-ranked post player by ESPN/HoopGurlz.

With teams across the nation vying for the 6-foot-4 post player's attention, she was able to narrow her choices to Mississippi State and Penn State. On National Signing Day, she chose Mississippi State.

But before she even enrolled at the Starkville campus, longtime Bulldogs coach Sharon Fanning retired after 17 years.

In that moment, everything changed for Brooks.

"The coach, she had resigned, and then it was other issues — if I wanted to stay, if I wanted to leave and if I liked it," Brooks said of her feeling at the time. "So I just decided I was going to go to a junior college."

She headed to Trinity Valley Community College in Athens, Texas, a small junior college that had a very respectable women's basketball program.

"I knew going there would help me develop as a person on and off the court," Brooks said.

During her two years at Trinity Valley, she was able to help the team to a 72-1 record with two National Junior College Athletic Association titles. As a post player, she made 51.1 percent of her shots and was named to the Regional XIV Athletic Conference All-Academic Team.

The experience helped her prepare for the next level of basketball.

She got her chance when Lady Lions coach Coquese Washington called.

"When I got the phone call from Coach Washington saying that she wanted me to come back to Penn State, I already knew that was where I wanted to go," Brooks said.

As a longtime Penn State fan, she was ecstatic at another opportunity to play for the Lady Lions.

Her parents also embraced this new opportunity, too.

"They knew that Penn State was the right spot I needed to be," Brooks said. "They didn't hesitate. They knew exactly saying, 'Hey, Dominique this is where you need to go.'"

Washington likes what she sees from the junior.

"Domo is an extremely hard-working post," Washington said. "She runs the floor hard and scores well in the paint. She attacks the boards with abandon and works to create opportunities for her teammates. Her energy is simply off the charts."

The transition hasn't been completely smooth as Brooks found playing for the three-time defending Big Ten champions more intense than Trinity Valley.

"You've got to go harder. Harder each and every day," Brooks said. "Back in Trinity Valley, I had to go hard, but here they pound you to do it every day, every single day, no matter what."

She admitted to at first being a little bit out of shape with a different training and weight-lifting regimen. She's thankful she had the support of the team. The camaraderie within the team allowed her to communicate and find help. She shares a special bond with senior captain Tori Waldner, who she talks with daily and can always rely on for a quick answer.

Her roommate, junior Candice Agee, also has been there to lend a hand.

Agee says that the two have become friends and notes that Brooks is a great person. Brooks' electric energy transfers onto the court with her defense.

"I've thought of calling her happy feet, because her defense, she just moves and bounces," Agee said. "It's great, I think she brings a lot of intensity, a lot of passion."

Even with a difficult transition, it's clear Brooks has improved since joining the team.

"There's definitely been a change to the first day she's gotten here to now," assistant coach Ito Coleman said. "She's gotten better. Right now, she's probably the most consistent post player in terms of getting better because there was a lot of things she needed to work on. She's gotten stronger. She's very coachable. She loves to learn and it's just a joy coaching her."

Brooks has seen limited time so far in the first two games of the season.

In Friday's 71-64 win against Towson, Brooks played for a total of three minutes. In her short time, she was fouled when putting up a jump shot and was able to make both free throw attempts. Moments later, she fouled a Towson player when going up for a rebound before going back to the bench. She played two minutes in Sunday's 54-53 loss against Albany.

As a new player, Brooks knows her time may be limited to short bursts.

"Even if I don't get in the game, it's more about supporting the team and what the team needs," she said.

Brooks' long road to Happy Valley detoured through Texas, but she now finds herself happy and is finally at peace knowing that the journey was worth every step.

"I'm glad I made my decision and I'm glad I went through the junior college route, it really helped lead me to Penn State," she said.



## WASHINGTON RELISHES SHOT TO HELP OTHERS

Web address: <http://www.altoonamirror.com/page/content.detail/id/586489/Washington-relishes-shot-to-help-others.html>

Publication Date: June 7, 2014

Writer: Cory Giger

Coqueuse Washington is such a delight, plus she's the rare individual in sports that you just know would be successful at anything she chooses to pursue in life, even if it had nothing to do with athletics.

The Penn State women's basketball coach spoke Friday afternoon to the Bishop Guilfoyle Catholic Marauder Club luncheon, sharing stories about her philosophies for building a winning culture in a college basketball program.

She's an engaging speaker, of course - one doesn't reach that level of the coaching profession without the skill - and Washington's goal to turn the PSU program back into a consistent power has been realized with three straight Big Ten titles.

But listening and talking to Washington, one quickly realizes she's far, far more than just a basketball coach.

She's a role model of the highest degree, and basketball just so happens to be her outlet to help young women.

"For the players on my team, I see myself as a dream maker," Washington said. "My job and what I'm passionate about is finding out what their dreams and what their goals are and making them come true."

What an eloquent answer to a simple question of how the coach sees herself. Go back and read it again, and you'll notice that she's not talking about basketball. She's talking about life.

"We get to use basketball as a vehicle to teach them how to chase their dreams and live the life that they want to live," Washington added.

She recently finished her seventh season at Penn State, taking the Lady Lions to the Sweet 16 for the second time in three years, but to describe Washington merely as a basketball coach is short-changing her.

She has a law degree from Notre Dame. How many coaches anywhere can boast that?

She's not only a board member of the Women's Basketball Coaches Association, she's also vice president/president-elect of that group's executive committee.

This is a born leader who, again, could be a star in any profession. The fact that she's an emerging star in the game of women's basketball is a huge benefit to Penn State, where she also just so happens to be the first black female head coach of a program

Washington relishes all of her leadership positions and values because, collectively, they can help her make real change in people's lives.

"I absolutely embrace the notion that we have to give back and give ourselves to others," Washington said. "So for me, that's what it's about. It's not about stockpiling trophies and all that stuff. Don't get me wrong, those are nice. But that's not the end goal.

"The end goal is to have an impact on people's lives and to inspire people to do more, live more, be more. And I do take that responsibility very seriously."

Washington represents so many things about the modern world, not just the modern world of college athletics. She's a highly successful woman, a highly successful minority, a person of vision, a person who cares greatly about others around her and, one thing that cannot be overlooked, a person of tolerance.

In that last regard, she's exactly what Penn State University needed following how Rene Portland's tenure ended in disgraceful bigotry.

Talking to the BG group Friday, Washington stressed over and over how forming a successful basketball team is as much about having everyone respect each other as individuals and treat each other like family as it is about talent.

"If you have the right kind of culture, the talent will want to be a part of it," she told the crowd.

Things didn't start out well for Washington as Penn State as she went 24-36 her first two seasons. But she knew she had the right plan in place and never lost faith in herself, and she established a warm, welcoming, winning culture that has helped the program return to prominence.

But while winning a lot of games is great, that doesn't define Coqueuse Washington.

This statement she made is a far better indicator.

"It's so gratifying to get the calls or texts from a kid like Maggie Lucas, who says, 'Coach, I'm living my dream.'"

To a self-described dream maker, that's as good as it gets.