

# 2018-19 PENN STATE BASKETBALL

## GAME

# 8

vs. INDIANA

Dec. 4, 2018 | 7:00 p.m. ET  
BTN  
University Park, Pa.  
Bryce Jordan Center (15,261)

## 2018-19 SCHEDULE

Date Opponent (TV) Time/Result

### NOVEMBER

CANCUN CHALLENGE / UNIVERSITY PARK REGIONAL

9 FRI NORTH FLORIDA (BTN+) W, 87-72  
12 MON JACKSONVILLE STATE (BTN) W, 76-61

GAVITT TIPOFF SERIES – CHICAGO, ILL.

15 Thu at DePaul (FS1) L, 70-72 (ot)

CANCUN CHALLENGE / CANCUN, MEXICO

20 Tue vs. Wright State (CBSSN) W, 77-59  
21 Wed vs. Bradley (CBSSN) L, 56-59

B1G/ACC CHALLENGE

27 TUE #13/12 VIRGINIA TECH (ESPN2) W, 63-62

### DECEMBER

1 Sat at #24 Maryland\* (BTN) L, 59-66  
4 TUE INDIANA\* (BTN) 7 p.m.  
8 SAT COLGATE (BTN+) 2 p.m.

NAISMITH BASKETBALL HALL OF FAME  
BOARDWALK CLASSIC – ATLANTIC CITY, N.J.

15 Sat vs. NC State (ESPNU) 2 p.m.

19 Wed at Duquesne (CBSSN)  
21 Fri at Alabama (SEC) 9 p.m.  
29 SAT UMBC (BTN+/BTN) TBA

### JANUARY

3 Thu at Michigan\* (ESPN/ESPN2) 7 p.m.  
6 SUN WISCONSIN\* (BTN) 7:30 p.m.  
10 Thu at Nebraska\* (ESPN/ESPN2) 9 p.m.  
13 SUN MICHIGAN STATE\* (CBS) 1:30/4:30 p.m.  
16 WED IOWA\* (BTN) 7 p.m.  
19 Sat at Minnesota\* (BTN) 8:30 p.m.  
26 SAT RUTGERS\* (BTN) 4:30 p.m.  
31 THU PURDUE\* (FS1) 7 p.m.

### FEBRUARY

4 Mon at Northwestern\* (FS1) 8 p.m.  
7 Thu at Ohio State\* (ESPN/ESPN2) 7 p.m.  
12 TUE MICHIGAN\* (BTN) 8:30 p.m.  
16 Sat at Purdue\* (BTN) 4 p.m.  
19 TUE NEBRASKA\* (FS1) 7 p.m.  
23 Sat at Illinois\* (BTN) Noon  
27 WED MARYLAND\* (BTN) 6:30 p.m.

### MARCH

2 Sat at Wisconsin\* (BTN) 1 p.m.  
6 Wed at Rutgers\* (BTN) 7 p.m.  
10 SUN ILLINOIS\* (FS1) Noon

BIG TEN TOURNAMENT

Wednesday-Sunday, March 13-17, 2019  
United Center, Chicago, Ill.

Rankings Associated Press / Coaches  
All Times Eastern

HOME GAMES in CAPS | \* Big Ten game

## INDIANA HOOSIERS

**Coach:** Archie Miller (NC State, 2002)  
**Indiana Record:** 22-17 (2nd season)  
**Career Record:** 161-80 (8th season)  
**2018-19 Record:** 5-2, 0-0 Big Ten  
**2018-19 Leading Scorer:**  
#0 Romeo Langford, Fr., G – 18.0 ppg  
**2018-19 Leading Rebounder:**  
#13 Juwan Morgan, Sr., F - 8.8 rpg  
**2018-19 Assists Leader:**  
#10 Rob Phinisee, Fr., G – 3.8 apg

## PENN STATE NITTANY LIONS

**Coach:** Patrick Chambers (Philadelphia, 1994)  
**Penn State Record:** 117-125 (8th season)  
**Career Record:** 159-153 (10th season)  
**2018-19 Leading Scorer:**  
#11 Lamar Stevens, Jr., F - 22.4 ppg  
**2018-19 Leading Rebounder:**  
#11 Lamar Stevens, Jr., F - 8.6 rpg  
**2018-19 Assists Leader:**  
#23 Josh Reaves, Sr., G - 3.1 apg

## PROBABLE STARTERS

#	NAME	POS.	ELG.	PTS	REB	STAT	NOTES
11	Lamar Stevens	F	Jr.	22.4	8.6	ppg-B1G #3, NCAA #22	#22 PSU career scoring list (1,180)
21	John Harrar	F	So.	4.4	4.7	PSU top FG 61.9%	3-3 FG at Maryland, 100% over last 2 games
2	Myles Dread	G	Fr.	8.7	3.4	7 starts, 30.4 mpg	2nd on team w/10 steals, car-best 6 vs. Wright St.
5	Jamari Wheeler	G	So.	3.4	3.0	frosh rec 52 stls	3-6 from FG, 3-pt FG, 4 rebs & 2 assts vs. VT
23	Josh Reaves	G	Sr.	11.7	5.7	2x B1G stls leader	Leads B1G in total steals & steals per game

## STAT COMPARISON

IU	STATS	PSU
80.4	Scoring Average	69.7
64.8	Opponent Scoring Average	64.4
52.9	Field-Goal Percentage	42.0
41.5	Opponent Field-Goal Percentage	42.8
6.3	3-Pointers Per Game	8.0
36.2	3-Point Field Goal Percentage	31.1
27.4	Opponent 3-Point Field Goal %	27.5
62.4	Free Throw Percentage	70.2
36.8	Rebounds Per Game	35.9
31.0	Opponent Rebounds Per Game	35.0
15.4	Assists Per Game	11.7
15.5	Turnovers Per Game	12.7
6.9	Steals Per Game	8.4
4.1	Blocks Per Game	2.9

## SERIES RECORD

The last seven meetings between Penn State and Indiana have been decided by an average of 3.85 points with the largest margin of eight occurring in the triple overtime contest at Bloomington, Ind., on February 1, 2017.

This is the only regular-season meeting between these two teams this year.

Here are the details of the series:

**Series streak:** Indiana, W3  
**Overall series:** Indiana leads 38-11  
**at University Park:** Indiana leads 15-6  
**Big Ten games:** Indiana leads 36-11

*The list of the meetings in the last 10 seasons is on page 4 of these notes. The full list of all games in the series is on page 170 of the Penn State media guide.*

## BROADCAST INFO

**WATCH:** BTN **STREAM:** btn2go.com (\$) Kevin Kugler (pxp) & Shon Morris (analyst)  
**LISTEN:** Penn State Sports Network Steve Jones (pxp) & Dick Jerardi (analyst)  
**Affiliates:** GoPSUsports.com/MBBAffiliates1819  
**Online:** GoPSUsports.com/lionvision  
**XM** 195 | **Internet** 957

## NITTANY LIONS' RECORD

	Overall	H	A	N	OT
<b>2018-19</b>					
Overall	4-3	3-0	0-2	1-1	0-1
Big Ten	0-1	0-0	0-1	0-0	0-0
November	4-2	3-0	0-1	1-1	0-1
December	0-1	0-0	0-1	0-0	0-0

### STREAKS:

<b>Overall</b>	Last Win: 11/27 vs. #13 Virginia Tech (63-62)
<b>L1</b>	Last Loss: 12/1 at #24 Maryland (59-66)
<b>Home</b>	Last Win: 11/27 vs. #13 Virginia Tech (63-62)
<b>W4</b>	Last Loss: 2/21 vs. #17 Michigan (63-72)
<b>Away</b>	Last Win: 3/20 at Marquette-NIT (85-80)
<b>L2</b>	Last Loss: 12/1 at #24 Maryland (59-66)
<b>Neutral</b>	Last Win: 11/20 vs. Wright State (77-59)
<b>L1</b>	Last Loss: 11/21 vs. Bradley (55-59)
<b>B1G</b>	Last Win: 2/15 vs. #8 Ohio State (79-56)
<b>L4</b>	Last Loss: 12/1 at #24 Maryland (59-66)

## STARTING 5

Penn State moved up to eighth in the defensive efficiency category according to kenpom.com, its highest ranking to date, and best in the Big Ten.

The Hoosiers have been the Nittany Lions' opponent for two of the 26 previous Big Ten home openers with a 2-0 record in those games (2012-13 and 1999-2000).

Indiana is the only Big Ten team coach Patrick Chambers faced while he was head coach at Boston University, taking a win in the O'Reilly Auto Parts Puerto Rico Tipoff in 2009 (71-67).

Penn State and Indiana will meet only once during the regular season for the second-straight year. This is the first trip to the BJC for the Hoosiers since Jan. 18, 2017.

Senior guard Josh Reaves leads the Nittany Lions in assists (22) and steals (18) and just moved to the No. 19 spot on Penn State's career assist list with 238 total.

#CLIMBWITHUS

GoPSUsports.com



@PennStateMBB

@Coach\_Chambers



pennstatebasketball



PennStateMBB

## QUICK FACTS

### THE UNIVERSITY

Name	The Pennsylvania State University
Location	University Park, Pa. 16802
Founded	1855
Enrollment	46,610 (UP overall)
Nickname / Colors	Nittany Lions / Blue & White
Conference	Big Ten Conference
Division	NCAA Division I
Home Court (capacity):	Bryce Jordan Center (15,261)
President	Dr. Eric J. Barron
Athletic Director	Sandy Barbour
Deputy Athletic Director/COO	Phil Esten
Deputy Athletic Director/Administration/	
Sport Administrator	Lynn Holleran
Ticket Office Phone	1-800-NITTANY

### BASKETBALL HISTORY

First Year of Basketball:	1897
No. of Seasons	122 (123rd in 2018-19)
All-Time Record	1,466 - 1,171
Big Ten Record	141-308 (26)
Record in BJC	229-137 (23rd Season)
NCAA Tourney Years (Record)	9 (9-11); Last: 2011
NIT Years (Record)	11 (27-9); Last: 2018 Champs
CBI Years (Record)	1 (1-1); Last: 2014

### COACHING STAFF

Head Coach	Patrick Chambers
Alma Mater	Philadelphia Univ. '94
Overall Record (seasons)	159-153 (10th)
Penn State Record (seasons)	117-125 (8th)
Basketball Office	814-865-5494
Associate Head Coach	Keith Urgo (Fairfield '02)
Assistant Coach	Jim Ferry (Keene State '90)
Assistant Coach	Kevin Freeman (Connecticut '06)
Director of Operations	Ross Condon (Villanova '07)
Director of Player Development	
	David Caporaletti (Philadelphia '93)
Director of On-Campus Recruiting	Nicholas Colella
Athletic Trainer	Jonathan Salazer
Strength & Conditioning Coach	Greg Miskinis

### 2018-19 TEAM

Letterwinners Returning/Lost	10 / 4
Starters Returning/Lost	3 / 2
Newcomers	*6

\*includes Izaiah Brockington who will sit out 2018-19 to comply with NCAA transfer rules.

2018-19	26-13 (H: 17-4; A: 6-7; N: 5-2)
2018 Big Ten Finish	9-9, 16th
2018 Big Ten Tournament	2-1, Semifinals

### MBB CONTACTS

Associate Director, Strategic Communications	
MBB Contact:	Rose Pietrzak Carter
E-Mail	rose@psu.edu
Office / Cell	814-863-3163 / 814-441-8438
Twitter:	@PennStateMBB & @GoPSURose

Secondary Contacts	
Nicole Praga	
E-Mail/Cell	npc42@psu.edu / 814-321-3804
Will Rottler	
E-Mail/Cell	wdr13@psu.edu / 814-441-9130
Kevin Stoicovy	
E-Mail/Cell	kjs5540@psu.edu / 814-441-1670

Strategic Communications Office	814-865-1757
Bryce Jordan Center Press Row	814-863-3294
Website	GoPSUsports.com
Address	101 D Bryce Jordan Center, University Park, PA 16802-7101

# ESPN

## BEST COACHES AT DEVELOPING TALENT

JAY WRIGHT	1
LARRY KRYSKOWIAK	2
TOM IZZO	3
FRANK MARTIN	4
ROY WILLIAMS	5
CHRIS HOLTSMANN	6
PATRICK CHAMBERS	7



ESPN.com recently released its list of major collegiate coaches who excel at developing talent with Nittany Lion coach Patrick Chambers ranked in the No. 7 spot. The rankings were compiled from player improvement data from 2010-11 through 2017-18.

### BIG HOME OPENERS

Penn State is 9-17 in Big Ten home openers and is 0-2 against the Hoosiers in B1G beginnings at the BJC. Here's a look at the last seven conference home openers:

Opponent	Result	Date
Purdue	W 65-45	1/5/12
<b>#5 Indiana</b>	<b>L 51-74</b>	<b>1/7/13</b>
#5 Michigan State	L 63-79	12/31/13
Michigan	L 64-73	1/6/15
Minnesota	W 86-77	1/5/16
Northwestern	L 77-87	12/27/16
Wisconsin	L 63-64	12/4/17
<b>Indiana</b>	<b>12/4/18</b>	

The Hoosiers opened the Nittany Lions' Big Ten schedule during 2012-13 and also for the 1999-2000 season.

### BIG OPENER OPPONENTS

Of the roster of Big Ten institutions, Michigan, Minnesota and Wisconsin have made the most appearances (4) as opponents for the Nittany Lions' conference home opener.

Opponent	No.	Last Time
Michigan	4	2014-15
Minnesota	4	2015-16
Wisconsin	4	2017-18
Iowa	3	2005-06
Northwestern	3	2016-17
Purdue	3	2011-12
<b>Indiana</b>	<b>2</b>	<b>2012-13</b>
Michigan State	2	2013-14
Ohio State	1	1992-93

### THE NUMBERS GAME

With 117 victories in his eighth year at Penn State, coach Patrick Chambers moved into a tie for sixth for total wins by a PSU men's basketball coach.

Coach	Wins	Seasons
1. John Egli	187	14
2. Bruce Parkhill	181	12
3. John Lawther	150	13
4. Burke Hermann	148	15
5. John Bach	122	10
<b>6. Patrick Chambers</b>	<b>117</b>	<b>8th</b>
Jerry Dunn	117	8

### KENPOM 2019

The 2019 KenPom rankings placed the Nittany Lions at No. 32 overall for their highest preseason start ever and 12th in adjusted defense, best in the Big Ten.

Week	KP Rank
Preseason	32
Nov. 5	31
Nov. 12	35
Nov. 20	34
Nov. 28	37
Dec. 3	39

### TREY-MENDOUS

Since 2011-12, Penn State has had 62 games, including two so far in 2018-19 (Jacksonville State & DePaul), with nine or more 3-point field goals. Three of the top four totals in the Chambers' era occurred in 2017-18: Coppin State (14), Northwestern (BTT-13, Penn State BTT record) and at Iowa (12).



## 2018-19 RECORD WHEN...

At home	3-0
On road	0-2
Neutral	1-1
vs. Top-25 teams	1-1
Leading at the half	3-2
Trailing at the half	1-1
Tied at the half	
Lead w/ 5:00 to play	4-0
Trail w/ 5:00 to play	0-3
Tied w/ 5:00 to play	
In overtime(s)	0-1
Wearing white	3-0
Wearing gray	
Wearing blue	0-3
Wearing pink and black	1-0
Game decided by 1-5 pts	1-2
Game decided by 6-10 pts	0-1
Game decided 11-15 pts	2-0
Game decided by 16+ pts	1-0
PSU scores < 60 points	0-2
PSU scores 60-69 pts	1-0
PSU scores 70-79 pts	2-1
PSU scores 80-89 pts	1-0
PSU scores 90+ pts	
PSU scores 100+ pts	
Opp. scores < 60 pts	1-1
Opp. scores 60-69 pts	2-1
Opp. scores 70-79 pts	1-1
Opp. scores 80-89 pts	
Opp. scores 90-99 pts	
Opp. scores 100+ pts	
1 PSU player scores 10+	
2 PSU players score 10+	0-1
3 PSU players score 10+	2-2
4 PSU players score 10+	2-0
5 PSU players score 10+	
6 PSU players score 10+	
PSU outrebounds opp.	3-1
Opp. outrebounds PSU	1-2
Rebounds are equal	
PSU has more turnovers	2-0
Opp. has more turnovers	1-1
Turnovers are equal	1-2
FG% over 40%	4-0
FG% less than 40%	0-3
Opp. FG% over 40%	3-3
Opp. FG% less than 40%	1-0
PSU outshoots opp.	3-0
Opp. outshoots PSU	1-3
In November	4-2
In December	0-1
In January	
In February	
In March	
On Sunday	
On Monday	1-0
On Tuesday	2-0
On Wednesday	0-1
On Thursday	0-1
On Friday	1-0
On Saturday	0-1

## LAST TIME - TERPS HOLD OFF NITTANY LIONS

Penn State battled back in the second half, but No. 24 Maryland held off the PSU for a 66-59 win at the Xfinity Center in the Big Ten opener. Lamar Stevens led all scorers with 19 points and a team-best eight boards. Josh Reaves had 17 points and Rasir Bolton 15.

Penn State was persistent, pulling within one point, 54-53, with 7:40 to play and with 61 seconds left, was down 61-59. Anthony Cowan Jr.'s 3-pointer with 34 remaining gave Maryland a five-point lead at 64-59 and Eric Ayala added two free throws for the final margin.

The lead traded hands twice in the opening minute of the second half, but the Terps spun off nine quick points, going 4-4 from the field to go up 41-36. Back-to-back baskets by Jalen Smith expanded the lead to 47-39, but PSU answered with a 9-0 run to go ahead 48-47.

Maryland retook the lead with 9:09 remaining off a Cowan layup and three-point play, 52-50, and he would add six more points with two timely 3-pointers in the final 1:22.

Penn State was up by one, 31-30, at the break. The Terps grabbed a 12-3 lead before Reaves hit four of the PSU's next five baskets to put Penn State back up by one, 13-12. After ties at 15 and 17, Reaves and Stevens each made three baskets over three minutes to put the Nittany Lions up by eight, 29-21.

The Terps made only one field goal in the final 8:54 of the first half, getting 13 points from the free throw line in that stretch.

Maryland capitalized on 25 trips to the free throw line for 18 points while Penn State had only six chances from the charity stripe. The Nittany Lions had 18 points off 17 Terp turnovers, but the Terps had the advantage on the boards 40-28.

Jalen Smith led the Terps with 16 points while Bruno Fernando had a double-double with 12 points/13 rebounds. Cowan finished with 15 as he and Jalen Smith each had 11 points in the second half.

## STEVENS NAMED TO ERVING WATCH LIST

Penn State junior Lamar Stevens was named to the watch list for the Julius Erving Small Forward of the Year Award as announced in October by the Naismith Memorial Basketball Hall of Fame. Stevens, from North Wales, Pa., is one of the 20 student-athletes selected for the watch list for the 2019 award.

Named after Class of 1993 Hall of Famer and 16-year professional basketball player Julius Erving, the annual honor in its fifth year recognizes the top small forwards in Division I men's college basketball. A national committee comprised of top college basketball personnel determined the watch list of 20 candidates.

Stevens was voted the Most Outstanding Player of the 2018 National Invitation Tournament as he helped lead Penn State to its second NIT title this past March. He scored a game-high 28 points in the championship game and with that total, eclipsed the 1,000 career point mark, becoming only the second Penn State sophomore to achieve that milestone. An All-Big Ten Conference honorable mention, Stevens recorded double figures in 33 games in 2017-18 and with 10 games of 20 points or more, including two 30-point games.



## BY THE NUMBERS

# 3

Millions of dollars raised (net) by Coaches vs. Cancer-Penn State since the organization was launched in 1995.

# 3.85

The last seven meetings between Penn State and Indiana have been decided by an average of 3.85 points.

# 7

Josh Reaves is currently seventh on the NCAA active career list for total steals with 188.

# 8

Penn State's kenpom ranking for defensive efficiency, best in the Big Ten Conference.

# 8.4

Penn State leads the Big Ten in steals per game at 8.4 and ranks 30th nationally in this category.

# 117

Number of wins by coach Patrick Chambers, in his eighth year at Penn State, tied with Jerry Dunn (8 years) for sixth on the Nittany Lions' list.

# 475

Number of career rebounds by Lamar Stevens in 79 games as a Nittany Lion.

The junior forward needs 25 more to become only the 27th player in Penn State history with 500 career rebounds.

## NITTANY LIONS ADD VERSATILITY IN CLASS OF 2019



Coach Patrick Chambers and the Penn State Men's Basketball program welcomed new four new Nittany Lions to the family – all forwards – on national signing day, Nov. 14, when they signed their National Letters of Intent to enroll at Penn State and play for the Nittany Lions.

**Patrick Kelly** | 6-8 | F  
Lynchburg, Va. | IMG Academy

**Seth Lundy** | 6-6 | F  
Paulsboro, N.J. | Roman Catholic

**Justin McKoy** | 6-8 | F  
Raleigh, N.C. | Panther Creek

**Abdou Tsimbila** | 6-8 | F  
Yaoundé, Cameroon | St. Maria Goreti

Full press release is available here:  
[gopsu.info/MBBClassof2019](http://gopsu.info/MBBClassof2019).

### REAVES' PASSING ATTACK

Senior guard Josh Reaves has proved himself to be quite the passer -- recording a career-best eight assists at DePaul -- to move him into the leader spot for the Nittany Lions so far this season with 22 total (3.1 app).

With 238 career assists, he moved into Penn State's top 20 in that category and now stands at 19th. Reaves had 107 assists in 2017-18, second to Tony Carr's 186.

### GETTING DEFENSIVE

In preseason previews of the 2018-19 Big Ten Conference field and individual honors, senior guard Josh Reaves rises to the top as the pick for the league's top defensive player. Athlon Sports' superlatives tab Reaves and Lindy's also picks the league's two-time steals leader as its top defender.

### REAVES, PRINCE OF THIEVES

Senior Josh Reaves currently sits 7th individually in the NCAA active career rankings for total steals (188) and 13th for steals per game.

In addition to moving up on Penn State's career chart, Reaves snatched a spot on the single-season list with his 73 total (t-8th) in 2017-18.

PENN STATE CAREER STEALS			
TOT	SPG		
1.	252	3.5	Ron Brown, 1972-74
4.	196	1.7	Tim Frazier, 2010-14
5.	188	2.0	Josh Reaves, 2015-present

### BACK IN ACTION

Mike Watkins returned to competition against No. 13 Virginia Tech Nov. 27, collecting seven rebounds and adding three steals, two blocked shots and an assist to his stat line.

The redshirt junior ranks in the top 25 in five NCAA categories on its active career list.

#### WATKINS TOP-25 NCAA ACTIVE CAREER STATS

STAT	RANKING	VALUE
Blocked Shot Average	4	2.53
Field Goal Percentage	8	63.7
Total Blocked Shots	11	162
Double-Doubles	21	20
Rebound Average	24	8.3

### COUNTING 500 & MORE

Mike Watkins became only the second sophomore in Penn State basketball history to achieve 500 career rebounds, and in the Purdue game (2/18/18), tied Nittany Lion great Jesse Arnelle with 525 rebounds.

Arnelle, who played both football and basketball for Penn State, still holds the PSU career record for rebounds with 1,238.

SOPHOMORE 2-YEAR CAREER REBOUND TOTALS				
TOT	SO.	FR.	Nittany Lion, Seasons	
1.	525	*271	254	Jesse Arnelle, 1951-52*, 52-53
	525	258	#267	Mike Watkins, 2016-18

\*NCAA granted eligibility to freshmen during Korean War with permanent eligibility granted beginning with the 1972-73 season.

^Sophomore record for rebounds #Freshman record for rebounds

### SURE SHOT FROM SH3P



Image: @Grand Rapids Drive instagram

Former Nittany Lion guard Shep Garner, now with the Grand Rapids Drive, hit a three-quarter shot Sunday, finishing with 17 points, five rebounds and three steals against Ontario! Watch: [gopsu.info/ShepThreeQuarterShot](http://gopsu.info/ShepThreeQuarterShot).

### SERIES VS. INDIANA

**Series streak:** Indiana, W3  
**Overall series:** Indiana leads 38-11  
**at University Park:** Indiana leads 15-6  
**Big Ten games:** Indiana leads 36-11  
**Chambers vs. Indiana:** 3-10

#### LAST 10 SEASONS VS. HOOSIERS

Date	Location	PS Pts	IU Pts	Result
1/17/2009	A	65	55	W
2/28/2009	H	61	58	W
3/12/2009	N	66	51	W-BTT
1/21/2010	H	61	67	L
12/27/2010	A	69	60	W
3/10/2011	N	61	55	W-BTT
1/8/2012	H	82	88	L
1/22/2012	A	54	73	L
3/8/2012	N	58	75	L-BTT
1/7/2013	H	51	75	L
1/23/2013	A	49	72	L
1/11/2014	H	76	79	L
2/12/2014	A	66	65	W
1/13/2015	A	73	76	L
2/6/2016	H	68	63	W
1/18/2017	H	75	78	L
2/1/2017	A	102	110	L-3OT
1/9/2018	A	70	74	L

#### BIG TEN OPPONENTS

	All B1G Games	BTT	Overall
Illinois	14-28	0-3	17-28
Indiana	11-36	2-2	11-38
Iowa	16-27	1-1	17-29
Maryland	2-5	--	10-14
Michigan	11-34	2-1	12-35
Michigan St.	8-34	2-1	8-38
Minnesota	14-32	0-3	14-34
Nebraska	7-7	2-0	9-8
Northwestern	30-18	2-2	31-19
Ohio State	15-34	2-4	18-37
Purdue	11-35	0-3	12-37
Rutgers	4-2	--	41-31
Wisconsin	10-36	1-1	10-36
<b>TOTAL</b>	<b>153-328</b>	<b>14-21</b>	<b>210-384</b>



**NCAA / Big Ten Statistical Rankings**  
top 90 // games through 12-2-2018

TEAM	NCAA Rank	BT Rank
3-Point Field Goal Defense	27.5	30
Steals Per Game	8.4	42
Scoring Defense	64.4	49
Fewest Turnovers	89	82
Turnover Margin	2.4	83
Total Steals	59	88

INDIVIDUAL	NCAA	BT
<b>Steals Per Game</b>		
Josh Reaves	2.57	15
<b>Minutes Per Game</b>		
Lamar Stevens	36:45	21
<b>Points Per Game</b>		
Lamar Stevens	22.4	22
<b>Total Field Goals Attempts</b>		
Lamar Stevens	127	29
<b>Total Steals</b>		
Josh Reaves	18	30
<b>Defensive Rebounds Per Game</b>		
Lamar Stevens	6.86	42
<b>Total Field Goals Made</b>		
Lamar Stevens	57	49
<b>Total Points</b>		
Lamar Stevens	157	54
<b>Free Throws Made</b>		
Lamar Stevens	38	68
<b>Rebounds Per Game</b>		
Lamar Stevens	8.6	78
<b>Double Doubles</b>		
Lamar Stevens	2	80



**COACHES VS. CANCER-PENN STATE ECLIPSES \$3 MILLION NET FUNDRAISING MILESTONE**

The Coaches vs. Cancer®-Penn State chapter works tirelessly throughout the year with one goal in mind – to make a difference in the fight against cancer. This fall, CVC-Penn State accomplished a major goal in its mission, eclipsing the \$3 million milestone for total net funds raised.

“The men and women who volunteer their talents and time to our Coaches vs. Cancer-Penn State chapter personify selflessness, sacrifice and dedication. I am thankful for their efforts as this organization assists individuals in their battles against cancer,” said Nittany Lion head coach Patrick Chambers. “Our Penn State chapter has been recognized nationally for its success in fundraising and this is another great achievement, one that has a tremendous impact on our local community.”

Funds raised through the American Cancer Society’s Coaches Vs. Cancer® support the ACS mission to help people Stay Well, Get Well, Fund Cures, and Fight Back, both on a local and national level.

Established in 1995 under then-head Nittany Lion basketball coach and State College, Pennsylvania, native, Bruce Parkhill, Coaches vs. Cancer®-Penn State raises funds to support the American Cancer Society as well as the Bob Perks Cancer Assistance Fund, a local nonprofit that provides direct support to those in the local community who are fighting cancer and need assistance with everyday household bills.

CVC-Penn State sponsors a year-round fundraising program, including its flagship event, the annual Coaches vs. Cancer® golf outing. CVC-Penn State is also fortunate to be the beneficiary of third-party events including the State College Brew Expo and the Reverse Car Drawing.

The flagship event of the CVC-Penn State program is the annual Coaches vs. Cancer® Golf Tournament. The 22nd annual event in May 2018 welcomed over 300 golfers, including former Penn State student-athletes and coaches, and nearly 100 sponsors, including presenting sponsor, PSE-CU. The tournament was another great success with a net total of \$130,000 raised.

The Reverse Car Drawing, held in partnership with the Bestwick Foundation annually each fall, benefits both organizations. In 2017, the CVC funds provided room accommodations for 29 patients and their caregivers from Centre County, who stayed 511 nights at the American Cancer Society’s Hope Lodge® in Hershey, saving them over \$76,000 in lodging costs.

The annual Coaches vs. Cancer® basketball game for 2018-19 is set for Thursday, January 31, 2019, when Penn State plays host to Purdue in the Bryce Jordan Center. In addition to cheering on the Nittany Lions, the game provides an opportunity to thank the CVC Sponsors, and even more importantly, to emphasize the team effort to help people with the battle against cancer. A portion of each single-game ticket sold for the Jan. 31 game vs. Purdue benefits CVC.

For information or to purchase Penn State men’s single-game tickets for the CVC game on Jan. 31 or other home games, visit: [GoPSUsports.com/mbbsinglegametix](http://GoPSUsports.com/mbbsinglegametix) or call 1-800-NITTANY, weekdays from 8 a.m.-5 p.m.

Individuals can get involved with the Coaches vs. Cancer® of Penn State chapter by becoming a sponsor or volunteering. For more information, visit [www.cvcpennstate.org](http://www.cvcpennstate.org) or call 814-238-3430.

**STAYING ON TOP**

Mike Watkins not only set the Penn State freshman mark for rebounds, he also claimed the top spot for career field goal percentage at 59.0 percent following his rookie campaign. Watkins is currently at a 63.7 career field goal percentage.

**PENN STATE CAREER FG PERCENTAGE**

	PCT	FGM	FGA	
1.	63.7	275	432	Mike Watkins, 2016-pres.
2.	58.3	539	924	Jarrett Stephens, 1996-00
3.	54.6	301	551	Andrew Jones, 2008-11
4.	54.2	162	299	Sasa Borovnjak, 2009-13
5.	53.9	489	907	Ed Fogell, 1986-90

**ANOTHER TOP SPOT**

Watkins’ season field goal percentage of 68.5 (146-213) also gave him the top spot on the Nittany Lions’ season percentage chart. His rookie year percentage of 59.0 ranks seventh.


After missing the remainder of the 2017-18 season with a knee injury, Watkins was just shy of the NCAA games played requirement of 75% (74.3%) to qualify for the final season statistical rankings.

**PENN STATE SEASON FG PERCENTAGE**

	PCT	FGM	FGA	
1.	68.5	147	213	Mike Watkins, 2018
2.	64.0	165	258	Jarrett Stephens, 1998
6.	60.1	131	218	Frank Brickowski, 1981
7.	59.0	128	217	Mike Watkins, 2017

**NEW FACES**

Six newcomers join the Nittany Lions for the 2018-19 season with four freshmen: guards Rasir Bolton, Myles Dread, Myreon Jones and Daniil Kasatkin and two transfers in guards Izaiah Brockington (St. Bonaventure) and Kyle McCloskey (Villanova-FB). McCloskey will have four years to play basketball and Brockington will have three years of eligibility remaining.



## CHILDREN'S DRAWINGS ON SEASON TICKETS

Brightly colored masterpieces moved from adorning Centre Region refrigerators to the 2018-19 season tickets for Penn State men's basketball.

Penn State Athletics Marketing Manager P.J. Mullen initiated the idea to use the drawings and asked the children of the coaching staff to lend their artistic ability to the project.

With a unique picture for each of the 15 home games, each image will be unveiled on the Penn State men's basketball team's social media channels on the day of the game.

The Penn State Nittany Lion logo, basketballs, the court and the fan-favorite Nittany Lion appear in many of the pictures. Each child contributed their own creativity and drew their favorite things about basketball games.

## NEW PLACES

Penn State guard and alumnus Tim Frazier (2009-14) recently signed a contract to join the NBA's New Orleans Pelicans. Shep Garner (2014-18) inked a deal with the Grand Rapids Drive of the G League during the fall while Donovan Jack (2012-16) signed with KD Hopsi Polzela in Slovenia. In June 2018, D.J. Newbill (2012-15) agreed to a new contract to play for NBL's Cairns Taipans.

Tony Carr, drafted by the New Orleans Pelicans in June 2018, is currently playing for Fiat Torino in the Italian Lega Basket Serie A. Brandon Taylor tipped off the 2018-19 season in October with his new team, Salon Vilpas, in Finland's Korisliiga.

## 20 FOR THE BIG TEN

The Big Ten Conference announced in October 2017 that the league's 14 men's basketball programs would move to a 20-game schedule beginning in 2018-19. The Big Ten will be the first conference to play 20 conference games in the history of Division I basketball with each team playing seven opponents twice and six teams once (three home, three away) in a given season.

### 2018-19 PENN STATE BIG SCHEDULE

Double Play	Single Play
Illinois	Indiana (H)
Maryland	Iowa (H)
Michigan	Michigan State (H)
Nebraska	Minnesota (A)
Purdue	Northwestern (A)
Rutgers	Ohio State (A)
Wisconsin	

## BIG WINS

With the February 3, 2018 Big Ten victory over Iowa, the 2017-18 Nittany Lions made another impact on Penn State's Big Ten basketball history. The sixth league win for coach Patrick Chambers gave the Nittany Lions a third consecutive season with six or more Big Ten wins, accomplished only once before in 1993-94, 1994-95 and 1995-96.

Current Streak with 6+ BIG Wins Season.....	No.
2017-18 .....	9
2016-17 .....	6
2015-16 .....	7

## NUMBER NINE

With its ninth Big Ten win at 9-6 in 2017-18, only once before in its Big Ten history has Penn State had nine conference wins earlier in the season. In the 1995-96 season, the Nittany Lions reached nine wins in 13 league games (9-4).

## BIG WINS ON THE ROAD

With the win at Illinois on Feb. 11, 2018, Penn State matched its program-high three conference road wins in a season (at Iowa 12/1/2017, at Ohio State 1/25/2018 and at Illinois) since joining the Big Ten in 1992-93.

## BIG STREAK: W4

The Nittany Lions' four-game Big Ten winning streak in 2017-18 tied their longest since starting Big Ten play in 1992-93. The skein of four wins has been accomplished three times in Penn State men's basketball history, during the 2017-18 season, in 1995-96 and 2008-09.

## PENN STATE SPORTS NETWORK

More than 40 radio stations in Pennsylvania and New York will carry Nittany Lion Basketball games during the 2018-19 season. Radio announcer Steve Jones, in his 37th year with Penn State, will handle the play-by-play with USBWA Hall of Famer Dick Jerardi serving as analyst. Broadcasts begin 30 minutes prior to tip-off with the "Penn State Bookstore Pregame Show." Broadcasts conclude with the PA Propane Association Postgame Show post-game show featuring coach and player interviews, game statistics and scores from around the nation.

Broadcasts are also available on SiriusXM with channels for each game announced in game notes. A station carrying a partial schedule is denoted with an asterisk (\*).

City/Market	Station	Signal
Allentown/ Bethlehem/ Easton*	WAEB	790-AM
Altoona	WVAM	1430-AM
Apollo	WAVL	910-AM
Avoca	WILK	103.1-FM
Bedford	WAYC	1600-AM
Berwick	WHLM	94.7-FM
Bloomsburgh	WHLM	930-AM
Bradford	WAGL	103.9-FM
Bradford	WAGL	99.1-FM
Clarion	WCCR	92.7-FM
Clearfield / DuBois	WCPA	900-AM
Clearfield / DuBois	WCPA	98.5-FM
Cory	WWCB	1370-AM
Coudersport	WAGL	103.9-FM
Coudersport	WAGL	99.1-FM
Danville	WHLM	105.5-FM
Erie	WPSE	1450-AM
Erie	WPSE	107.1-FM
Greensburg	WAVL	98.7-FM
Harrisburg	Sports Radio	96.5-FM
Harrisburg	Sports Radio	95.3-FM
Harrisburg	Sports Radio	1400-AM
Harrisburg	Sports Radio	93.5-FM (HD)
Hazleton	WKZN	1300-AM
Kane	WAGL	103.9-FM
Kane	WAGL	99.1-FM
Lansdale	WNPV	1440-AM
Lebanon	WLBR	1270-AM
Lewistown	WLIU	670-AM
Lewistown	WLIU	92.9-FM
New Castle	WJST	1280-AM
New York Metro*	WVNJ	1160-AM
Oil City	WKQW	96.3-FM
Oil City	WKQW	1120-AM
Philadelphia	WNTP	990-AM
Philadelphia (if conflicts on WNTP)	WFIL	560-AM
Pittsburgh	WPIT	96.5-FM
Pittsburgh	WPIT	730-AM
Pottsville	WPPA	1360-AM
Reading	WEEU	830-AM
Scranton	WBZU	910-AM
Smethport	WAGL	103.9-FM
Smethport	WAGL	99.1-FM
State College	WQWK	1450-AM
Sunbury	WKOK	1070-AM
Towanda	WTTC	1550-AM
Troy	WTZN	1310-AM
Tyrone	WTRN	1340-AM
Tyrone	WTRN	100.7-FM
Wilkes-Barre	WILK	980-AM
Williamsport	WRAK	1400-AM
York / Red Lion	WGLD	1440-AM



## ON THE ROAD, AGAIN

Penn State won six "true" away games (at an opponent's arena) in 2017-18, a total achieved only four times since joining the Big Ten Conference for the 1992-93 season. The 11 "away from home" wins logged is the most since the 2000-01 campaign, 11).

True Away Wins	Away from Home Wins	Season
6	11	2017-18
6	10	2008-09
6	7	1997-98
6	9	1994-95

The last season in which Penn State won seven "true" away games was 1971-72.

## HOME SWEET HOME

With a 78.9 win percentage (15-4) in the Bryce Jordan Center in 2017-18, Penn State took over the program's No. 4 spot for home season win percentages. The 15 wins in the BJC were the second-highest in a single season (17, 2008-09).

The Nittany Lions are 3-0 in the BJC in 2018-19.

### TOP SEASON WIN MARKS IN BJC

- 17-3 .....2008-09
- 15-4 .....2017-18
- 13-4 .....2007-08
- 13-4 .....1999-00
- 13-5 .....2010-11

### TOP SEASON WIN PCT. IN BJC

- 1.000 ..... 8-0 1995-96  
BJC inaugural year
- .857 ..... 12-2 1997-98
- .850 ..... 17-3 2008-09
- .789 ..... 15-4 2017-18

## RANKED FOES TESTED IN BJC

Penn State won six of its last eight contests versus ranked teams at home in the Bryce Jordan Center and now nine of Chambers' 12 wins over ranked teams have come in the friendly confines of the BJC.

Rank	Opponent	Result	Date
No. 13	Virginia Tech	W, 63-62	11/27/2018
No. 19	Michigan	L, 63-72	2/21/2018
No. 8	Ohio State	W, 79-56	2/15/2018
No. 14	Purdue	Lot, 70-74	2/21/2017
No. 21	Maryland	W, 70-64	2/7/2017
No. 24	Minnesota	W, 52-50	1/14/2017
No. 4	Iowa	W, 79-75	2/16/2016
No. 21	Indiana	W, 68-63	2/6/2016

## POINTS RISING

Just one of the indicators of Penn State's increase in its offensive output was the setting of the program's record for points scored overall (2,833) and in the Big Ten (1,297) in 2017-18, with the Nittany Lions' breaking their own league scoring record from a year ago.

The 2017-18 points per game average of 74.6 was the highest since the 2000-01 season, highest under Chambers, and a 12.8-point difference from Chambers' first season in 2011-12.

	Season Record	FG%	Season Avg.
2017-18	25-13	45.9	74.6
2016-17	15-18	41.4	71.7
2015-16	16-16	40.7	65.8
2014-15	18-16	42.0	66.9
2013-14	16-18	42.8	70.9
2012-13	10-21	39.5	61.6
2011-12	12-20	39.3	61.8

## 20-POINT TANDEM

Lamar Stevens and Rasir Bolton became the latest 20-point tandem for the Nittany Lions with 25 points each vs. Jacksonville State Nov. 12.

Since 2016-17, Penn State had five games with two individuals scoring at least 20 points. Lamar Stevens has been involved in seven of the eight tandem games, paired in five with Tony Carr and one each with Rasir Bolton and Mike Watkins.

### 2018-19 (1)

Date	Opp	Pts.	Nittany Lions
11/12	Jacksonville St.	25	Lamar Stevens
		25	Rasir Bolton

### 2017-18 (5)

Date	Opp	Pts.	Nittany Lions
3/20/18	Marquette-NIT	30	Lamar Stevens
		25	Tony Carr
1/15/18	Minnesota (ot)	33	Tony Carr
		20	Mike Watkins
1/12/18	Nebraska (ot)	26	Lamar Stevens
		20	Mike Watkins
1/9/18	at Indiana	28	Tony Carr
		20	Lamar Stevens
11/21/17	vs. Texas A&M	31	Tony Carr
		25	Lamar Stevens

### 2016-17 (2)

Date	Opp	Pts.	Nittany Lions
2/1/17	at Indiana (3ot)	26	Lamar Stevens
		24	Tony Carr
11/13/16	Duquesne	24	Lamar Stevens
		20	Tony Carr

When Stevens and Tony Carr recorded their 20-plus points in the game against Duquesne (11/13/16), it marked the first time since March 15, 1989 that two Penn State freshmen posted 20 or more points in the same game (Freddie Barnes-24 & Monroe Brown-32 vs. Murray State in the opening round of the NIT).

## FIRST 20-WIN SEASON SINCE 2008-09

Coach Chambers and the Nittany Lions posted the first 20-win season since 2008-09 and Penn State's 10th season with 20 or more wins, fifth in its Big Ten era. The 26-win total is the second-highest all-time.

## NATIONAL NOTICE

Penn State earned 19 votes in the final USA Today Coaches Top 25 poll, fifth among the other teams receiving votes. It was the first time since the 2008-09 season the Nittany Lions had been recognized. In the February 19 Associated Press poll, Penn State received six votes, the first time the program had received votes since December 29, 2014, and the most votes received since a total of 14 on January 31, 2011.

## POWER RANKINGS

At the end of the 2017-18 season, Penn State had climbed to its highest rankings of the season in kenpom.com (19), the ESPN Basketball Power Index (20) and Sagarin (27).

## RECORDS BROKEN

More than 50 Penn State records fell during the 2017-18 season with 31 individual and 21 team records being replaced. One Big Ten record, the individual single-season mark for 3-point field goals, a 23-year-old record, was broken by senior guard Shep Garner (120).

## AH-MAZING MARCH

March was amazing for the Nittany Lions as they won seven games during the month, tied for the most by a Penn State team. The 2017-18 squad also posted the highest-ever win percentage in conference and postseason games in March 2018, at 87.5 percent (7-1 record).

## THE WINS

Penn State has achieved 15 or more wins in five straight years – a first for the Nittany Lion program. Prior to the 2013-17\* seasons under Chambers, the Nittany Lions had not previously reached at least 15 wins in four consecutive seasons since joining the Big Ten.

The Lions also have at least eight regular-season, nonconference wins in each of Chambers' seven seasons with 10 in 2017-18.

### Season ..... Overall Wins

2017-18	26
2016-17	15
2015-16	16
2014-15	18
2013-14	16

\*Prior to 2013-17, last time Penn State had 15 or more wins in four-straight seasons was 1988-89 through 1991-1992.

## TOP HALF

Penn State finished in a tie for sixth in the 2017-18 Big Ten standings, earning the No. 7 seed in the 2018 Big Ten Tournament. The sixth-place finish is only the third time in history the Nittany Lions finished in the top half of the standings and sixth time finishing above .500 at 9-9.

## BIG STATEMENT

The Nittany Lions won games in consecutive years in the Big Ten Tournament for the first time since the 2000 and 2001 tournaments. In its last four Big Ten Tournament appearances, Penn State posted five wins, most in any four-year span since the tournament began in 1998.

## GOOD COMPANY

Penn State was one of only six NCAA Division I teams that had not lost a game by more than 12 points in 2017-18. Other teams in its company included Duke and Villanova.

## PENN STATE COACHES SHOW PRESENTED BY PEPSI

"The Penn State Coaches Show Featuring Patrick Chambers Presented by Pepsi" is broadcast live on 40-plus affiliates and on LionVision on GoPSUsports.com each season. Fans can listen to encore presentations of this season's shows at GoPSUsports.com/lionvision.

In addition to Chambers, "The Penn State Coaches Show" includes segments with various coaches from other Penn State teams and athletics administrators.

Steve Jones, the radio play-by-play voice of the Nittany Lion basketball and football teams, is host of "The Penn State Coaches Show Presented by Pepsi" and was joined by Roger Corey, who also hosts the Penn State Sports Network's football pre-game Tailgate Show. Jeff Tarman is the producer of the show.

Games and all programs are available live and as encore broadcasts for free online and on the GoPSUsports mobile app.

The Penn State Sports Network is syndicated by Penn State Sports Properties, a property of Learfield Sports.

# HEAD COACH PATRICK CHAMBERS



"DETERMINED."

The new sign in the reception area of the Penn State men's basketball office in the Bryce Jordan Center is impossible to overlook. The word defines both the Nittany Lion program and Patrick Chambers, the coach who is determined to lead the program to its next level of success.

Chambers is determined to establish the Penn State program with a culture of teamwork and excellence, built on pillars of accountability, faith, humility, gratitude and passion. He's determined to set and achieve high expectations for Nittany Lion basketball. He's determined to challenge his student-athletes to get better each and every day and develop young men into leaders with the goal of competing for championships.

In 2017-18, Chambers had the Penn State basketball program poised to take the next step in its pursuit of consistent, sustainable success.

By the end of December, the Nittany Lions reached double-digits in wins and in January, the Nittany Lions stepped into the spotlight, defeating No. 13 Ohio State at Value City Arena, one of only two teams in the nation to accomplish that feat in 2017-18.

By the end of February 2018, the Nittany Lions racked up nine Big Ten Conference wins, the most, to date, in the Chambers era. A week later, Penn State picked up its 20th and 21st wins, the latter coming at the earliest point ever for the Nittany Lions.

Playing their best basketball in March, Chambers' squad registered seven wins against only one loss and won the National Invitation Tournament title. Penn State defeated teams from the Atlantic Coast, Atlantic 10, Big East, Pac-12 and Southeastern conferences with an average scoring margin of 10.4 points per game in NIT contests.

Dozens of records were broken and the increase in offensive production saw Penn State score 70 points or more in 29 games, while the stalwart defense, a Chambers' hallmark, frustrated opponents. Fourteen teams in 2017-18 failed to score more than 60 points against the Nittany Lions.

Individual records were rewritten as well, as Shep Garner broke the 23-year-old Big Ten single-season record for 3-pointers with 120 and etched his name in the Penn State yearbook for both the single-season and career mark. Tony Carr became the first Penn State men's sophomore to reach the 1,000-point career mark with Lamar Stevens becoming the second to achieve that milestone.

A Philly native, Chambers was introduced as the 12th head coach in program history June 6, 2011, and has poured his passion and energy into building the Nittany Lion program.

Signing the top two recruiting classes in program history in back-to-back years, the 2016 group was ranked in the top 25 and the 2015 class in the top 30. A trio of players with freshmen eligibility started the 2016-17 season opener and would combine for 90 starts, with 23 more from a sophomore, giving the young Nittany Lions a birth by fire, but positioning them for success.

The impressive performances of the rookies earned them several honors during the course of their initial campaigns with Carr selected to the Big Ten All-Freshman team. Carr would become the first Penn State basketball player to earn Big Ten All-Tournament honors as a sophomore in 2018.

With Carr selected as a first-team All-Big Ten Conference pick by both the coaches and media following the 2017-18 season, junior Josh Reaves and redshirt sophomore Mike Watkins produced another program first – two Nittany Lions on the All-Defensive Team.

Chambers has sent Carr, Garner, Frazier, Newbill and numerous other players into the professional ranks. Garner inked a deal with the Grand Rapids Drive in fall of

2018 while Carr is playing for Fiat Torino in Italy's premier league. Frazier (2009-14) recently joined the New Orleans Pelicans organization and Newbill (2013-15) signed a new contract to play for the National Basketball League's Cairns Taipans. Over the summer months, Donovan Jack (2012-16) signed with KD Hopsi Polzela in Slovenia

## AT BOSTON UNIVERSITY

Chambers came to Penn State after two years at Boston University, where in 2010-11 he led the Terriers to the America East Conference Championship and the program's first NCAA Tournament berth in more than a decade. He posted a 42-28 record, becoming the only coach in BU history to earn 20 wins in each of his first two seasons and the fastest in program history to win a conference championship.

## AT VILLANOVA

A native of Newtown Square, Pa., Chambers previously played for and coached with two of the nation's most successful college coaches. From 2004-09, he was a member of Wright's staff at Villanova, serving as associate head coach in 2008-09. He helped the Wildcats earn four NCAA Sweet 16 appearances and advance to the 2009 NCAA Final Four. Chambers played for Magee at Philadelphia University (formerly Philadelphia Textile), helping Magee become college basketball's all-time victories leader (941) and a 2011 Naismith Basketball Hall of Fame inductee.

During Chambers' five seasons on Wright's Villanova staff, he was instrumental in helping lead the Wildcats to a 126-45 record (.737), including the then-single-season win record of 30-8 in 2008-09. In 2008, Chambers helped lead the Wildcats to the 2009 NCAA Final Four, a first in 24 years, and saw Villanova advance to the Sweet 16 for the fourth time in its five NCAA Tournament appearances.

## AT PHILADELPHIA

Chambers joined the NCAA Division II Philadelphia University's basketball team as a walk-on in 1990 and went on to have an outstanding career under Magee. He became the team's starting point guard, earning first-team All-ECAC honors, and helped lead the Rams to four NCAA Division II Sweet 16 appearances and two Elite Eight appearances. He still holds the school record for career assists with 709.

## THE CHAMBERS FAMILY

The Chambers family is well represented at Penn State basketball games. Chambers and his wife, Courtney, have four children, Grace, Ryan, Caitlin and Patrick and three of Chambers' 11 siblings are Penn State graduates – brothers, Chris and Joe, and a sister, Megan, who resides in State College.

## CHAMBERS' COACHING RECORD

### PENN STATE

Year	Record	Conf. / Finish	Postseason
2018-19	4-3		
2017-18	26-13	9-9 / t6	NIT Champion
2016-17	15-18	6-12 / t12th	
2015-16	16-16	7-11 / 10th	
2014-15	18-16	4-14 / 13th	
2013-14	16-18	6-12 / t10th	CBI Quarterfinals
2012-13	10-21	2-16 / 12th	
2011-12	12-20	4-14 / t11th	
<b>Totals</b>	<b>117-125</b>	<b>38-88</b>	

### BOSTON UNIVERSITY

Year	Record	Conf. / Finish	Postseason
2010-11	21-14	12-4 / 2nd	NCAA Tournament
2009-10	21-14	11-5 / 4th	CBI Semifinals
<b>Totals</b>	<b>42-28</b>	<b>23-9</b>	

### OVERALL TOTALS

10th season	159-153	.510	61-97	.386	NCAA (1), NIT (1)	CBI (2)
-------------	---------	------	-------	------	-------------------	---------

## Records

**Career**  
159-153  
(10th season)

**Penn State**  
117-125  
(Eighth season)

**Season**  
Eighth

**Alma Mater**  
Philadelphia '94

**Hometown**  
Newtown Square,  
Pennsylvania

**Family**  
Wife: Courtney

**Children:**  
Grace, Ryan,  
Caitlin & Patrick

## Experience

**2004-05**  
Villanova  
Director of Operations

**2005-08**  
Villanova  
Assistant Coach

**2008-09**  
Villanova  
Associate Head Coach

**2009-11**  
Boston University  
Head Coach

**2011-present**  
Penn State  
Head Coach

## Playing Experience

**1990-94**  
Philadelphia

Played for  
Naismith Basketball  
Hall of Fame Coach  
Herb Magee

All-time assists leader



## CAREER RECORDS

### CAREER SCORING (1,000-plus)

	PTS	FGM	3FG	FTM	
1.	2,213	722	317	452	Talor Battle, 2008-11
2.	2,138	738	—	662	Jesse Arnelle, 1952-55
3.	1,986	615	308	448	Joe Crispin, 1998-01
4.	*1,812	627	127	431	D.J. Newbill, 2013-15
5.	1,629	532	336	229	Shep Garner, 2014-18
6.	1,605	525	332	223	Pete Lisicky, 1995-98
7.	1,579	644	22	269	Jamelle Cornley, 2006-09
8.	1,570	661	19	229	DeRon Hayes, 1990-93
9.	1,543	508	74	453	Tim Frazier, 2010-14
10.	1,542	545	74	378	Gearry Claxton, 2005-08
11.	1,459	532	172	223	Tom Hovasse, 1986-89
12.	1,372	539	6	288	Jarrett Stephens, 1996-00
13.	1,369	413	206	337	Titus Ivory, 1997-01
14.	1,342	367	161	447	Freddie Barnes, 1989-92
15.	1,329	489	—	351	Ed Fogell, 1986-90
16.	1,310	406	21	477	John Amaechi, 1993-95
17.	1,289	463	183	180	Brandon Taylor, 2013-16
18.	1,288	500	1	287	Calvin Booth, 1995-99
19.	1,256	389	194	284	Dan Earl, 1993-99
20.	1,244	442	98	262	Monroe Brown, 1989-92
21.	1,184	521	—	142	Ron Brown, 1972-74
22.	1,180	436	46	262	Lamar Stevens, 2016-pres.
23.	1,165	485	—	195	Carver Clinton, 1964-66
24.	1,161	386	121	268	Tony Carr, 2016-18
25.	1,139	431	—	277	Mark DuMars, 1959-61
26.	1,091	430	—	231	Bob Weiss, 1963-65
27.	1,090	419	—	252	Jeff Persson, 1966-68
28.	1,058	377	1	303	Gyasi Cline-Heard, 1998-01
29.	1,057	429	—	199	Steve Kuhn, 1977-80
30.	1,025	357	1	309	James Barnes, 1987-91
31.	1,020	345	87	230	Tony Ward, 1985-88
32.	1,019	429	—	161	Mike Edelman, 1979-82
33.	1,018	420	—	178	Gene Harris, 1960-62
34.	1,014	381	—	252	Mike Lang, 1980-83
35.	1,008	431	—	146	Jeff Miller, 1975-78

\* 3-year player record

Year-by-year statistics and breakdowns on pages 122-124 of the 2018-19 media guide.

### CAREER BLOCKS

	BLK	BPG	
1.	428	3.8	Calvin Booth, 1995-99
2.	191	2.3	John Amaechi, 1993-95
3.	162	2.6	Mike Watkins, 2016-pres.
4.	133	1.5	Jordan Dickerson, 2014-16
5.	110	1.4	Jan Jagla, 2002-04
6.	107	0.8	G. Cline-Heard, 1998-2001
7.	100	0.9	Donovan Jack, 2013-16
8.	99	0.9	Carvin Jefferson, 1976-79
9.	91	0.7	Brandon Taylor, 2013-16
10.	90	0.7	Ed Fogell, 1986-90

### CAREER STEALS

	STL	SPG	Name, Years
1.	252	3.5	Ron Brown, 1972-74
2.	239	1.9	Monroe Brown, 1989-92
3.	218	1.7	Titus Ivory, 1998-2001
4.	196	1.7	Tim Frazier, 2010-14
5.	188	2.0	Josh Reaves, 2015-pres.
6.	182	1.8	Dwight Gibson, 1982-85
7.	176	2.6	Tom Daley, 1968-70
8.	162	1.4	Dan Earl, 1994-99
9.	158	1.2	Freddie Barnes, 1989-92
10.	151	1.1	Shep Garner, 2014-2018

## ACCOMPLISHMENTS

Scoring 10+	14-15	15-16	16-17	17-18	18-19	Car
Lamar Stevens			21	33	6	60
Mike Watkins			16	20		36
Josh Reaves		6	6	20	4	36
Myles Dread					3	3
Rasir Bolton					4	4
Satchel Pierce	2		--	1		3
Myreon Jones					1	1
Jamari Wheeler				1	1	2
Deivis Zengulis		1	--			1

Rebounds 10+	14-15	15-16	16-17	17-18	18-19	Car
Mike Watkins			9	13		22
Lamar Stevens			--	2	2	4
Josh Reaves		1	--	2	1	4

Scoring 20+	14-15	15-16	16-17	17-18	18-19	Car
Lamar Stevens			5	10	5	20
Mike Watkins			1	3		4
Josh Reaves			2			2
Rasir Bolton					1	1

Scoring 30+	14-15	15-16	16-17	17-18	18-19	Car
Lamar Stevens			--	2		2

Double-Doubles	14-15	15-16	16-17	17-18	18-19	Car
Mike Watkins			*8	12		20
Lamar Stevens			--	2	2	4
Josh Reaves				2	1	3

\*Penn State freshman record

## LEADING TEAM IN...

Scoring	14-15	15-16	16-17	17-18	18-19	Car
Lamar Stevens			8	9	6	23
Mike Watkins			4	3		7
Josh Reaves			3	1		4
Jamari Wheeler			--	1		1
Rasir Bolton					1	1
Myreon Jones					1	1
Satchel Pierce			--	--		1VT

Rebounds	14-15	15-16	16-17	17-18	18-19	Car
Mike Watkins			21	15		36
Lamar Stevens			7	10	5	22
Josh Reaves		2	2	10	2	16
Jamari Wheeler			--	2		2
John Harrar				2		2
Deivis Zengulis		1	--	--		1

Assists	14-15	15-16	16-17	17-18	18-19	Car
Josh Reaves		9	6	8	3	26
Lamar Stevens			2	2	3	7
Jamari Wheeler			--	3	2	5
Rasir Bolton					1	1
Myles Dread					1	1
Mike Watkins			1			1

Blocks	14-15	15-16	16-17	17-18	18-19	Car
Mike Watkins			26	20	2	48
Lamar Stevens			4	14	1	19
Josh Reaves		6	4	--	1	11
Tony Carr			2	6		8
John Harrar				3	1	4
Satchel Pierce				2		2
Trent Buttrick					2	2
Myles Dread					1	1

Steals	14-15	15-16	16-17	17-18	18-19	Car
Josh Reaves		10	18	16	4	48
Jamari Wheeler			--	15	1	16
Lamar Stevens			7	5	2	14
Mike Watkins			5	4	1	10
Myles Dread					2	2
John Harrar					1	1
Satchel Pierce				1		1
Deivis Zengulis				1		1

## 20-POINT GAMES

### Lamar Stevens (20)

30 at Marquette-NIT, 3/20/2018 \*\*  
 30 vs. Northwestern, 1/5/2018  
 28 vs. Utah-NIT, 3/29/2018  
 27 vs. Bradley, 11/21/2018  
 26 vs. Nebraska, 1/12/2018  
 26 at Indiana (3ot), 2/1/2017 >>  
 25 vs. Wright State, 11/20/2018  
 25 at DePaul (ot), 11/15/2018  
 25 vs. Jacksonville State, 11/12/2018 @@  
 25 vs. Maryland, 2/7/2018  
 25 vs. Montana, 11/15/2017  
 25 vs. Texas A&M, 11/21/2017 \*\*  
 25 vs. Maryland, 2/7/2017  
 24 vs. Duquesne, 11/13/2016 >>  
 23 at George Mason, 12/17/17  
 22 vs. North Florida, 11/10/2018  
 22 at Iowa, 12/2/2017  
 21 at Illinois, 2/11/2017  
 20 at Indiana, 1/9/2018 \*\*  
 20 vs. Morgan State, 12/21/2016

### Mike Watkins (4)

22 vs. Wisconsin, 12/4/2017  
 20 vs. Minnesota (ot), 1/15/2018 ##  
 20 vs. Nebraska, 1/12/2018 ^^  
 20 at George Washington, 11/26/2016

### Josh Reaves (2)

25 at Iowa, 3/5/2017  
 22 vs. Northwestern, 12/27/2016

### Rasir Bolton (1)

25 vs. Jacksonville State, 11/12/2018 @@

@@ Bolton & Stevens each scored 25 points in same game, 2018-19  
 ## Carr & Watkins scored 20+ points in same game, 2017-18  
 ^^ Stevens & Watkins scored 20+ points in same game, 2017-18  
 \*\* Carr & Stevens scored 20+ points in same game, 2017-18  
 >> Carr & Stevens scored 20+ points in same game 2016-17

## 30-POINT GAMES

### Lamar Stevens (2)

30 at Marquette-NIT, 3/20/2018  
 30 vs. Northwestern, 1/5/2018

## 2017-18 STARTERS

OPP.	G	G	G/F	F	F	Rec
Campbell	Carr	Garner	Reaves	Stevens	Moore	1-0
Fairleigh Dickinson	Carr	Garner	Reaves	Stevens	Watkins	1-0
Montana	Carr	Garner	Reaves	Stevens	Watkins	2-0
Columbia	Bostick	Garner	Moore	Stevens	Watkins	1-0
vs. Pittsburgh	Carr	Garner	Reaves	Stevens	Watkins	3-0
Texas A&M	Carr	Garner	Reaves	Stevens	Watkins	3-1
Oral Roberts	Carr	Garner	Reaves	Stevens	Watkins	4-1
at N.C. State	Carr	Garner	Reaves	Stevens	Watkins	4-2
at Iowa	Carr	Garner	Reaves	Stevens	Watkins	5-2
Wisconsin	Carr	Garner	Reaves	Stevens	Watkins	5-3
Geo. Washington	Carr	Garner	Reaves	Stevens	Watkins	6-3
at George Mason	Bostick	Garner	Reaves	Stevens	Watkins	1-0
Binghamton	Carr	Garner	Reaves	Stevens	Watkins	7-3
Rider	Carr	Garner	Reaves	Stevens	Watkins	7-4
Coppin State	Carr	Garner	Reaves	Stevens	Watkins	8-4
at Maryland	Carr	Garner	Reaves	Stevens	Watkins	8-5
Northwestern	Carr	Garner	Reaves	Stevens	Watkins	9-5
at Indiana	Carr	Garner	Bostick	Stevens	Watkins	0-1
Nebraska	Carr	Garner	Wheeler	Stevens	Watkins	1-0
Minnesota	Carr	Garner	Wheeler	Stevens	Watkins	1-1
at Northwestern	Carr	Garner	Wheeler	Stevens	Watkins	1-2
at Ohio State	Carr	Garner	Zemgulis	Stevens	Watkins	1-0
Rutgers	Carr	Garner	Zemgulis	Stevens	Watkins	2-0
at Michigan State	Carr	Garner	Reaves	Stevens	Watkins	9-6
Iowa	Carr	Garner	Reaves	Stevens	Watkins	10-6
Maryland	Carr	Garner	Reaves	Stevens	Watkins	11-6
at Illinois	Carr	Garner	Reaves	Stevens	Watkins	12-6
Ohio State	Carr	Garner	Reaves	Stevens	Watkins	13-6
at Purdue	Carr	Garner	Reaves	Stevens	Watkins	13-7
Michigan	Carr	Garner	Reaves	Stevens	Moore	1-1
at Nebraska	Carr	Garner	Reaves	Stevens	Moore	1-2
Northwestern-BTT	Carr	Garner	Reaves	Stevens	Harrar	1-0
Ohio State--BTT	Carr	Garner	Reaves	Stevens	Harrar	2-0
Purdue--BTT	Carr	Garner	Reaves	Stevens	Harrar	2-1
Temple-NIT	Carr	Garner	Reaves	Stevens	Harrar	3-1
at Notre Dame-NIT	Carr	Garner	Reaves	Stevens	Harrar	4-1
at Marquette-NIT	Carr	Garner	Reaves	Stevens	Harrar	5-1
vs. Mississippi St.-NIT	Carr	Garner	Reaves	Stevens	Harrar	6-1
vs. Utah-NIT	Carr	Garner	Reaves	Stevens	Harrar	7-1
<b>Eight (8) lineups</b>						
<b>Personnel</b>	Carr	Garner	Reaves	Stevens	Watkins	
	(37)	(39)	(32)	(39)	(28)	
	Bostick		Wheeler		Harrar	
	(2)		(3)		(8)	
			Zemgulis		Moore	
			(2)		(3)	
			Bostick			
			(1)			
			Moore			
			(1)			

## 2018-19 STARTERS

OPP.	G	G	G/F	F	F	Rec
North Florida <sup>^</sup>	Dread	Wheeler	Reaves	Stevens	Harrar	1-0
Jacksonville State <sup>^</sup>	Dread	Wheeler	Reaves	Stevens	Harrar	2-0
at DePaul	Dread	Wheeler	Reaves	Stevens	Harrar	2-1
vs. Wright State <sup>^^</sup>	Dread	Wheeler	Reaves	Stevens	Harrar	3-1
vs. Bradley <sup>^^</sup>	Dread	Wheeler	Reaves	Stevens	Harrar	3-2
Virginia Tech <sup>#</sup>	Dread	Wheeler	Reaves	Stevens	Harrar	4-2
at Maryland <sup>*</sup>	Dread	Wheeler	Reaves	Stevens	Harrar	4-3

\* Big Ten Conference

<sup>^</sup> U.S. Regional of Cancun Challenge, University Park, Pa.

<sup>^^</sup> at Cancun Challenge, Cancun, Mexico

<sup>#</sup> ACC/Big Ten Challenge, University Park, Pa.



# 2018-19 GAME-BY-GAME LEADERS

	OPP.	RESULT	DBL FIG	POINTS	REBOUNDS	ASSISTS	BLOCKS	STEALS
11/9	NORTH FLORIDA ^	W 87-72	4	Stevens (22) •	Stevens (10) T•	Bolton (6)	Buttrick (3) •	Reaves (4) •
11/12	JACKSONVILLE ST. ^	W 76-61	3	Bolton, Stevens (25) T•	Stevens (9)	Stevens (3)	Buttrick, Reaves Stevens (1) T•	Reaves, Stevens (2) T•
11/15	at DePaul	L 70-72 ot	3	Stevens (25) •	Stevens (12)	Reaves (8) •	Dread, Reaves (1) T•	Reaves (4) T•
11/20	vs. Wright State ^^	W 77-59	4	Stevens (25) •	Reaves (10) T•	Wheeler (4) •	none	Dread (6) •
11/21	vs. Bradley ^^	L 56-59	2	Stevens (27) •	Reaves (9) •	Stevens (3)	Harrar (2) T•	Stevens, Dread (2) T•
11/27	#13 VIRGINIA TECH	W 63-62	3	Jones (18)	Stevens (8)	Reaves, Stevens (3) T•	Watkins (2) •	Harrar, Watkins (3) T•
12/1	at #24 Maryland *	L 59-66	3	Stevens (19) •	Stevens (8)	Dread, Reaves Wheeler (2)	Watkins (2) •	Reaves Wheeler (4) T•
12/4	INDIANA *							
12/8	COLGATE							
12/15	vs. NC State							
12/19	at Duquesne							
12/21	at Alabama							
12/29	UMBC							
1/3	at Michigan *							
1/6	WISCONSIN *							
1/10	at Nebraska *							
1/13	MICHIGAN STATE *							
1/16	IOWA *							
1/19	at Minnesota *							
1/26	RUTGERS *							
1/31	PURDUE *							
2/4	at Northwestern *							
2/7	at Ohio State *							
2/12	MICHIGAN *							
2/16	at Purdue *							
2/19	NEBRASKA *							
2/23	at Illinois *							
2/27	MARYLAND *							
3/2	at Wisconsin *							
3/6	at Rutgers *							
3/10	ILLINOIS *							

# 2018-19 GAME-BY-GAME COMPARISONS

Team	Result	FG-A	Pct.	3FG-A	Pct.	FT-A	Pct.	O	D	Tot	PF-DQ	A	TO	B	S	1H	2H	OT	F	Mar
North Florida ^		27-64	.422	5-25	.185	13-22	.591	11	27	38	29-2	13	15	6	9	28	44	--	72	
PENN STATE	W 87-72	27-57	.474	8-21	.381	25-35	.714	9	30	39	19	17	15	5	7	40	47	--	87	+15
Jacksonville State ^		23-58	.397	3-14	.214	12-16	.750	12	25	37	22-1	6	16	3	5	32	29	--	61	
PENN STATE	W 76-61	26-64	.406	10-32	.313	14-21	.667	15	20	35	17	10	6	3	7	37	39	--	76	+15
at DePaul		28-64	.438	3-22	.136	13-21	.619	13	34	47	17	14	16	2	9	36	32	4	72	
Penn State	L 70-72ot	25-64	.391	10-30	.333	10-16	.625	10	26	36	23-1	13	16	2	10	31	37	2	70	-2
vs. Wright State ^^		21-53	.396	6-22	.273	11-16	.688	9	17	26	16	8	15	2	5	28	31	--	59	
Penn State	W 77-59	29-50	.580	9-17	.528	10-14	.714	6	26	32	22	13	16	0	8	45	32	--	77	+18
vs. Bradley ^^		21-49	.429	8-24	.333	9-17	.529	6	22	28	18	13	12	3	5	32	27	--	59	
Penn State	L 56-59	17-59	.288	4-27	.188	18-22	.818	19	26	45	19	6	12	3	7	33	23	--	56	-3
#13 Virginia Tech#		22-50	.440	10-19	.526	8-13	.615	8	21	29	14	9	15	3	11	37	25	--	62	
PENN STATE	W 63-62	25-57	.439	9-29	.310	4-7	.571	14	22	36	16-1	14	16	5	8	35	28	--	63	+1
#24 Maryland*		22-45	.489	4-14	.286	18-25	.720	10	30	40	14	9	17	1	2	30	36	--	66	
Penn State	L 59-66	25-53	.397	5-21	.238	4-6	.667	10	18	28	24	9	8	2	12	31	28	--	59	-7

\* Big Ten Conference

^ U.S. Regional of Cancun Challenge, University Park, Pa.

^^ at Cancun Challenge, Cancun, Mexico

# ACC/Big Ten Challenge, University Park, Pa.

2018-19 Penn State team season high

# 2018-19 PENN STATE & OPPONENT TEAM HIGHS & LOWS

## PENN STATE TEAM HIGHS

POINTS	87	NORTH FLORIDA, 11/9/18
	77	vs. Wright State, 11/20/18
	76	JACKSONVILLE STATE, 11/12/18
	70	at DePaul, 11/15/18
	63	VIRGINIA TECH, 11/27/18
FIELD GOALS MADE	29	vs. Wright State, 11/20/18
	27	NORTH FLORIDA, 11/9/18
FIELD GOAL ATTEMPTS	64	at DePaul, 11/15/18
	64	JACKSONVILLE STATE, 11/12/18
FG PERCENTAGE	.580, 29-50	vs. Wright State, 11/20/18
	.474, 27-57	NORTH FLORIDA, 11/9/18
3 PT FIELD GOALS MADE	10	at DePaul, 11/15/18
	10	JACKSONVILLE STATE, 11/12/18
3 PT FG ATTEMPTS	32	JACKSONVILLE STATE, 11/12/18
	30	at DePaul, 11/15/18
3 PT FG PERCENTAGE	.529, 9-17	vs. Wright State, 11/20/18
	.381, 8-21	NORTH FLORIDA, 11/9/18
FREE THROWS MADE	25	NORTH FLORIDA, 11/9/18
	18	vs. Bradley, 11/21/18
FREE THROW ATTEMPTS	35	NORTH FLORIDA, 11/9/18
	22	vs. Bradley, 11/21/18
FT PERCENTAGE	.818, 18-22	vs. Bradley, 11/21/18
	.714, 10-14	vs. Wright State, 11/20/18
	.714, 25-35	NORTH FLORIDA, 11/9/18
REBOUNDS	45	vs. Bradley, 11/21/18
	39	NORTH FLORIDA, 11/9/18
	36	at DePaul, 11/15/18
ASSISTS	17	NORTH FLORIDA, 11/9/18
	14	VIRGINIA TECH, 11/27/2018
STEALS	12	at Maryland, 12/1/18
	10	at DePaul, 11/15/18
BLOCKED SHOTS	5	NORTH FLORIDA, 11/9/18
	5	VIRGINIA TECH, 11/27/2018
	3	2x, last vs. Bradley, 11/21/18
TURNOVERS	16	3x, last vs. VIRGINIA TECH, 11/27/18
FOULS	24	at Maryland, 12/1/18
	23	at DePaul, 11/15/18

## PENN STATE TEAM LOWS

POINTS	56	vs. Bradley, 11/21/18
	63	VIRGINIA TECH, 11/27/18
	70	at DePaul, 11/15/18
	76	JACKSONVILLE STATE, 11/12/18
	77	vs. Wright State, 11/20/18
FIELD GOALS MADE	17	vs. Bradley, 11/21/18
	25	at Maryland, 12/1/18
	25	VIRGINIA TECH, 11/27/18
	25	at DePaul, 11/15/18
FIELD GOAL ATTEMPTS	50	vs. Wright State, 11/20/18
	57	VIRGINIA TECH, 11/27/18
	57	NORTH FLORIDA, 11/9/18
FG PERCENTAGE	.288, 17-59	vs. Bradley, 11/21/18
	.391, 25-64	at DePaul, 11/15/18
3 PT FIELD GOALS MADE	4	vs. Bradley, 11/21/18
	5	at Maryland, 12/1/18
3 PT FG ATTEMPTS	17	vs. Wright State, 11/20/18
	21	2x, last at Maryland, 12/1/18
3 PT FG PERCENTAGE	.148, 4-27	vs. Bradley, 11/21/18
	.238, 5-21	at Maryland, 12/1/18
FREE THROWS MADE	4	2x, last at Maryland, 12/1/18
	10	2x, last vs. Wright State, 11/20/18
FREE THROW ATTEMPTS	6	at Maryland, 12/1/18
	7	VIRGINIA TECH, 11/27/18
FT PERCENTAGE	.571, 4-7	VIRGINIA TECH, 11/27/18
	.625, 10-16	at DePaul, 11/15/18
	.667, 14-21	JACKSONVILLE STATE, 11/12/18
REBOUNDS	28	at Maryland, 12/1/18
	32	vs. Wright State, 11/20/18
ASSISTS	6	vs. Bradley, 11/21/18
	9	at Maryland, 12/1/18
STEALS	7	vs. Bradley, 11/21/18
	7	NORTH FLORIDA, 11/9/18
	7	JACKSONVILLE STATE, 11/12/18
BLOCKED SHOTS	0	vs. Wright State, 11/20/18
	2	2x, last at Maryland, 12/1/18
TURNOVERS	6	JACKSONVILLE STATE, 11/12/18
	8	at Maryland, 12/1/18
FOULS	16	VIRGINIA TECH, 11/27/18
	17	JACKSONVILLE STATE, 11/12/18

## OPPONENT TEAM HIGHS

POINTS	72	at DePaul, 11/15/18
	72	NORTH FLORIDA, 11/9/18
	66	at Maryland, 12/1/18
	62	VIRGINIA TECH, 11/27/18
	61	JACKSONVILLE STATE, 11/12/18
FIELD GOALS MADE	28	at DePaul, 11/15/18
	27	NORTH FLORIDA, 11/9/18
FIELD GOAL ATTEMPTS	64	at DePaul, 11/15/18
	64	NORTH FLORIDA, 11/9/18
FG PERCENTAGE	.489, 22-45	at Maryland, 12/1/18
	.440, 22-50	VIRGINIA TECH, 11/27/18
3 PT FIELD GOALS MADE	10	VIRGINIA TECH, 11/27/18
	8	vs. Bradley, 11/21/18
3 PT FG ATTEMPTS	27	NORTH FLORIDA, 11/9/18
	24	vs. Bradley, 11/21/18
3 PT FG PERCENTAGE	.526, 10-19	VIRGINIA TECH, 11/27/18
	.333, 8-24	vs. Bradley, 11/21/18
FREE THROWS MADE	18	at Maryland, 12/1/18
	13	2x, last at DePaul, 11/15/18
FREE THROW ATTEMPTS	25	at Maryland, 12/1/18
	22	NORTH FLORIDA, 11/9/18
FT PERCENTAGE	.750, 12-16	JACKSONVILLE STATE, 11/12/18
	.720, 18-25	at Maryland, 12/1/18
REBOUNDS	47	at DePaul, 11/15/18
	40	at Maryland, 12/1/18
ASSISTS	14	at DePaul, 11/15/18
	13	vs. Bradley, 11/21/18
	13	NORTH FLORIDA, 11/9/18
STEALS	11	VIRGINIA TECH, 11/27/18
	9	at DePaul, 11/15/18
	9	NORTH FLORIDA, 11/9/18
BLOCKED SHOTS	6	NORTH FLORIDA, 11/9/18
	3	3x, last vs. VIRGINIA TECH, 11/27/18
TURNOVERS	17	at Maryland, 12/1/18
	16	2x, last at DePaul, 11/15/18
FOULS	29	NORTH FLORIDA, 11/9/18
	22	JACKSONVILLE STATE, 11/12/18

## OPPONENT TEAM LOWS

POINTS	59	vs. Bradley, 11/21/18
	59	vs. Wright State, 11/20/18
	61	JACKSONVILLE STATE, 11/12/18
	62	VIRGINIA TECH, 11/27/18
FIELD GOALS MADE	21	vs. Bradley, 11/21/18
	21	vs. Wright State, 11/20/18
	23	JACKSONVILLE STATE, 11/12/18
FIELD GOAL ATTEMPTS	45	at Maryland, 12/1/18
	49	vs. Bradley, 11/21/2018
FG PERCENTAGE	.396, 21-53	vs. Wright State, 11/20/18
	.397, 23-58	JACKSONVILLE STATE, 11/12/18
	.422, 27-64	NORTH FLORIDA, 11/9/18
3 PT FIELD GOALS MADE	3	2x, last at DePaul, 11/15/18
3 PT FG ATTEMPTS	14	2x, last at Maryland, 12/1/18
	19	VIRGINIA TECH, 11/27/18
3 PT FG PERCENTAGE	.136 (3-22)	at DePaul, 11/15/18
	.185 (5-27)	NORTH FLORIDA, 11/9/18
FREE THROWS MADE	8	VIRGINIA TECH, 11/27/18
	9	vs. Bradley, 11/21/18
FREE THROW ATTEMPTS	13	VIRGINIA TECH, 11/27/18
	16	vs. Wright State, 11/20/18
	16	JACKSONVILLE STATE, 11/12/18
FT PERCENTAGE	.529, 9-17	vs. Bradley, 11/21/18
	.591, 13-22	NORTH FLORIDA, 11/9/18
REBOUNDS	26	vs. Wright State, 11/20/2018
	28	vs. Bradley, 11/21/18
ASSISTS	6	JACKSONVILLE STATE, 11/12/18
	8	vs. Wright State, 11/20/18
STEALS	5	3x, last vs. Bradley, 11/21/18
	2	at Maryland, 12/1/18
BLOCKED SHOTS	1	at Maryland, 12/1/18
	2	2x, last vs. Wright State, 11/20/18
TURNOVERS	12	vs. Bradley, 11/21/18
	15	3x, last vs. VIRGINIA TECH, 11/27/18
	22	JACKSONVILLE STATE, 11/12/18
FOULS	14	2x, last at Maryland, 12/1/18
	16	vs. Wright State, 11/20/18

Home games indicated by CAPS.



# 2018-19 PENN STATE & OPPONENT INDIVIDUAL HIGHS

## PENN STATE INDIVIDUAL HIGHS

POINTS	27	Lamar Stevens vs. Bradley, 11/21/18
	25	Lamar Stevens vs. Wright State, 11/20/18
	25	Lamar Stevens at DePaul, 11/15/18
	25	R. Bolton vs JACKSONVILLE STATE, 11/12/18
	25	L. Stevens vs JACKSONVILLE STATE, 11/12/18
	22	Lamar Stevens vs NORTH FLORIDA, 11/9/18
Field Goals Made	10	Lamar Stevens vs. Wright State, 11/20/18
	9	Lamar Stevens at Maryland, 12/1/2018
	9	Lamar Stevens at DePaul, 11/15/18
	9	L. Stevens vs JACKSONVILLE STATE, 11/12/18
Field Goal Att.	24	Lamar Stevens at Maryland, 12/1/2018
	20	Lamar Stevens vs. Bradley, 11/21/18
	20	Lamar Stevens at DePaul, 11/15/18
FG Pct (min 5 made)	.714, 5-7	Josh Reaves vs. Wright State, 11/20/18
	.667, 10-15	Lamar Stevens vs. Wright State, 11/20/18
	.625, 5-8	Josh Reaves vs NORTH FLORIDA, 11/9/18
	.600, 6-10	Myles Dread vs NORTH FLORIDA, 11/9/18
3-Point FG Made	5	Myles Dread at DePaul, 11/15/18
	4	Myreon Jones vs. VIRGINIA TECH, 12/1/2018
	4	R. Bolton vs JACKSONVILLE STATE, 11/12/18
	4	Myles Dread vs NORTH FLORIDA, 11/9/18
3-Point FG Att.	10	Myles Dread at DePaul, 11/15/18
	8	Josh Reaves at Maryland, 12/1/2018
	8	Myreon Jones vs. VIRGINIA TECH, 11/27/18
	8	Rasir Bolton vs. Bradley, 11/21/18
	8	M. Dread vs JACKSONVILLE STATE, 11/12/18
	8	R. Bolton vs JACKSONVILLE STATE, 11/12/18
	8	Myles Dread vs NORTH FLORIDA, 11/9/18
3-Pt FG Pct (min 2 made)	.667, 2-3	Jamari Wheeler vs. Wright State, 11/20/18
	.667, 2-3	Josh Reaves vs. Wright State, 11/20/18
	.667, 2-3	Myles Dread vs. Wright State, 11/20/18
	.667, 2-3	J. Reaves vs JACKSONVILLE STATE, 11/12/18
	.667, 2-3	Rasir Bolton vs NORTH FLORIDA, 11/9/18
Free Throws Made	12	Lamar Stevens vs. Bradley, 11/21/18
	8	Josh Reaves vs NORTH FLORIDA, 11/9/18
	8	Lamar Stevens vs NORTH FLORIDA, 11/9/18
Free Throw Att.	14	Lamar Stevens vs. Bradley, 11/21/18
	11	Lamar Stevens at DePaul, 11/15/18
	10	Josh Reaves vs NORTH FLORIDA, 11/9/18
FT Pct (min 3 made)	1.000, 8-8	Lamar Stevens vs NORTH FLORIDA, 11/9/18
	1.000, 4-4	Rasir Bolton at Maryland, 12/1/2018
	1.000, 4-4	Josh Reaves vs. Bradley, 11/21/18
	1.000, 4-4	Lamar Stevens vs. Wright State, 11/20/18
	.833, 5-6	Rasir Bolton vs NORTH FLORIDA, 11/9/18
Rebounds	12	Lamar Stevens at DePaul, 11/15/18
	10	Josh Reaves vs. Wright State, 11/20/18
	10	Lamar Stevens vs NORTH FLORIDA, 11/9/18
Assists	8	Josh Reaves at DePaul, 11/15/18
	6	Rasir Bolton vs NORTH FLORIDA, 11/9/18
Steals	6	Myles Dread vs. Wright State, 11/20/18
	4	Josh Reaves at Maryland, 12/1/2018
	4	Jamari Wheeler at Maryland, 12/1/2018
	4	Josh Reaves at DePaul, 11/15/18
	4	Josh Reaves vs NORTH FLORIDA, 11/9/18
Blocked Shots	3	Trent Buttrick vs NORTH FLORIDA, 11/9/18
	2	Mike Watkins at Maryland, 12/1/2018
	2	Mike Watkins vs. VIRGINIA TECH, 11/27/18
	2	Trent Buttrick vs. Bradley, 11/21/18
Minutes	43	Lamar Stevens at DePaul, 11/15/18
	41	Myles Dread at DePaul, 11/15/18
	40	Lamar Stevens vs. Bradley, 11/21/18
	40	L. Stevens vs JACKSONVILLE STATE, 11/12/18
	38	Josh Reaves at Maryland, 12/1/2018
	38	Lamar Stevens vs. VIRGINIA TECH, 11/27/18

## OPPONENT INDIVIDUAL HIGHS

Points	21	Max Strus, DePaul, 11/15/18
	19	Justin Robinson, VIRGINIA TECH, 11/27/18
	18	Elijah Childs, Bradley, 11/21/18
	17	Bill Wampler, Wright State, 11/20/18
	17	D. Mostella, JACKSONVILLE STATE, 11/12/18
Field Goals Made	8	Elijah Childs, Bradley, 11/21/18
	7	Jalen Smith, Maryland, 12/1/18
	7	Loudon Love, Wright State, 11/20/18
	7	Max Strus, DePaul, 11/15/18
	7	D. Mostella, JACKSONVILLE STATE, 11/12/18
Field Goal Att.	20	Max Strus, DePaul, 11/15/18
	17	Garrett Sams, NORTH FLORIDA, 11/9/18
FG Pct (min 5 made)	.667, 6-9	Ty Outlaw, VIRGINIA TECH, 11/27/18
	.667, 6-9	Femi Olujobi, DePaul, 11/15/18
	.636, 7-11	Loudon Love, Wright State, 11/20/18
	.625, 5-8	C. Cunningham, JACKSONVILLE STATE, 11/12/18
3-Point FG Made	4	Ty Outlaw, VIRGINIA TECH, 11/27/18
	4	Justin Robinson, VIRGINIA TECH, 11/27/18
	3	2x, last Darrell Brown, Bradley, 11/21/18
3-Point FG Att.	11	Max Strus, DePaul, 11/15/18
	8	Garrett Sams, NORTH FLORIDA, 11/9/18
3-Pt FG Pct (min 2 made)	1.000, 2-2	Ezekiel Balogun, NORTH FLORIDA, 11/9/18
	.800, 4-5	Ty Outlaw, VIRGINIA TECH, 11/27/18
Free Throws Made	8	Bruno Fernando, Maryland, 12/1/18
	6	Eric Ayala, Maryland, 12/1/18
Free Throw Att.	8	Bruno Fernando, Maryland, 12/1/18
	8	Eric Ayala, Maryland, 12/1/18
FT Pct (min 3 made)	1.000, 8-8	Bruno Fernando, Maryland, 12/1/18
	1.000, 3-3	Ty Hudson, JACKSONVILLE STATE, 11/12/18
	1.000, 3-3	J. Burnell, JACKSONVILLE STATE, 11/12/18
Rebounds	15	Jaylen Butz, DePaul, 11/15/18
	13	Bruno Fernando, Maryland, 12/1/18
	12	J. Burnell, JACKSONVILLE STATE, 11/12/18
Assists	7	I. Gandia-Rosa, NORTH FLORIDA, 11/9/18
	6	Eli Cain, DePaul, 11/15/18
Steals	4	Devin Gage, DePaul, 11/15/18
	3	Ty Outlaw, VIRGINIA TECH, 11/27/18
	3	Ahmed Hill, VIRGINIA TECH, 11/27/18
	3	Trip Day, NORTH FLORIDA, 11/9/18
Blocked Shots	2	Koch Bar, Bradley, 11/21/18
	2	Noah Horchler, NORTH FLORIDA, 11/9/18
	2	Ezekiel Balogun, NORTH FLORIDA, 11/9/18
Fouls	5	J. Burnell, JACKSONVILLE STATE, 11/12/18
	5	I. Gandia-Rosa, NORTH FLORIDA, 11/9/18
	5	Wajid Aminu, NORTH FLORIDA, 11/9/18

Home games indicated by CAPS.

# PENN STATE: LAST TIME IT HAPPENED

## TEAM WON / LOSS

BEAT TOP 25 TEAM	11/27/18 vs. No. 13 Virginia Tech (63-62)
BEAT TOP 25 TEAM ROAD	1/25/18 at No. 13 Ohio State (82-79)
BEAT TOP 10 TEAM	2/15/18 vs. No. 8 Ohio State (79-56)
BEAT TOP 5 TEAM	2/17/16 vs. No. 4 Iowa (79-75)
BEAT A BIG TEN TEAM BY 20+	2/15/18 vs. No. 8 Ohio State (79-56)
WON IN OVERTIME	1/12/18 vs. Nebraska (76-74 (ot))
LOST IN OVERTIME	11/15/18 at DePaul (L, 70-72 (ot))
PLAYED DOUBLE OVERTIME	3/6/16 vs. Illinois (W, 86-79 (2ot))
PLAYED TRIPLE OVERTIME	2/11/17 at Indiana (L, 110-102 (3ot))
NEVER TRAILED	11/20/18 vs. Wright State, Cancun Challenge (77-59)
CAME FROM 20+ DOWN TO WIN	3/15/95 (NIT) vs Miami (62-56) (-20)
CAME FROM 15+ DOWN TO WIN	12/19/15 at Drexel (63-57) (-17)
CAME FROM 10-14 DOWN TO WIN	3/14/18 vs. Temple-NIT (63-57) (-11)
WON BIG TEN ROAD	2/11/18 at Illinois (74-52)
WON BIG TEN NEUTRAL	1/7/17 vs. Michigan State (The Palestra) (72-63)
WON TOP 25 BIG TEN ROAD	1/25/18 at 13/13 Ohio State (82-79)
WON NON-CONFERENCE ROAD	3/20/18 at Marquette-NIT, (85-80)
WON NON-CONFERENCE NEUTRAL	11/20/18 vs. Wright St., Cancun Chall., (77-59)
LOST BIG TEN AT HOME	2/21/18 vs. Michigan (63-72)
LOST NON-CONFERENCE AT BJC	12/22/17 vs. Rider (70-71)
LOST NON-CONFERENCE AT REC HALL	12/14/13 vs. Princeton (71-69 (ot)) - at Rec Hall

## TEAM SCORING

SCORED 100+	2/1/17 at Indiana (102 (3ot))
ALLOWED 100+	2/1/17 at Indiana, 110 (3ot))
BOTH TEAMS SCORED 100+	2/1/17 at Indiana (L, 110-102 (3ot))
SCORED 90+	12/18/16 vs. St. John's (92); 12/21/16 vs. Morgan State (96)
ALLOWED 90+	1/15/18 vs. Minnesota (95-84 (ot))
SCORED 80+	3/29/18 vs. Utah-NIT (82-66)
CONSECUTIVE GAMES SCORING 80+	3; 11/20/17 vs. Pittsburgh (85) 11/21/17 vs. 16/19 Texas A&M (87), 11/24/17 vs. Oral Roberts (86) 3; 11/11/16 vs. Albany (81), 11/13/16 vs. Duquesne (82), 11/15/16 vs. Grand Canyon (85)
SCORED UNDER 50	1/25/16 at Ohio State (46)
SCORED UNDER 40	2/21/15 at Northwestern (39)
SCORED 60+ IN A HALF	12/19/09 vs. Gardner-Webb (60 2nd)
SCORED 50+ IN FIRST HALF	12/18/16 vs. St. John's (52)
SCORED 50+ IN SECOND HALF	11/10/17 vs. Campbell (50)
SCORED 45+ IN FIRST HALF	11/20/18 vs. Wright State, Cancun Challenge (77-59)
BENCH SCORED 50+	12/7/05 vs. UMKC (50)
OPP SCORED 45 OR LESS	1/27/18 vs. Rutgers (43)
CONSECUTIVE OPP BELOW 45	2009 at Temple (45) & UMBC (42)
OPP SCORED 40 OR LESS	3/6/14 at Northwestern (32)
CONSECUTIVE OPP BELOW 40	2007 vs. Princeton (38) & Denver (39)
OPP SCORED 10 OR LESS IN HALF	12/15/07 Denver (10)
OPP SCORED 15 OR LESS IN HALF	2/7/15 Nebraska (13)

## TEAM SHOOTING

SHOT 60%+ FG	11/25/09 vs. Sacred Heart (63.8%)
SHOT 60%+ FG IN BIG TEN	1/3/06 vs Northwestern (64.0%)
SHOT 50%+ FG IN BIG TEN	2/18/18 at Purdue (28-56, 50.0%)
SHOT 70% IN HALF	1/5/18 vs. Northwestern (17-24, 70.8%)
SHOT 60% IN HALF	1/25/18 at 13/13 Ohio State (2nd, 15-25, 60.0%)
SHOT UNDER 30%	11/21/18 vs. Bradley (17-59, 28.8%)
SHOT 70%+ FROM 3PT	PSU record - 1/25/18 at 13/13 Ohio State, 11-14, 78.6%
SHOT 60%+ FROM 3PT	11/28/10 vs. Furman (12-19, 63.2%)
SHOT 50%+ FROM 3PT	11/20/18 vs. Wright State, Cancun Challenge (77-59)
SHOT 95%+ FROM FT	3/13/11 vs Ohio State (9-9, 100%)
SHOT 90%+ FROM FT	2/11/17 at Illinois (18-20, 90%)
SHOT 85%+ FROM FT	12/21/16 vs Morgan State (21-24, 87.5%)
SHOT 40% OR LESS FT	1/25/16 at Ohio State (2-5, 40%)
SHOT 0.0% FT	1/3/12 at Wisconsin (0-1, 0.0%)

OPP SHOT 60%+ FG	12/31/14 at Wisconsin (63.8%)
OPP SHOT BELOW 30% FG	1/1/17 at Rutgers (18-63, 28.6%)
OPP SHOT 0.0% 3FG	12/17/17 at George Mason (0-14)

## TEAM REBOUNDING

50+ REBOUNDS	12/29/12 vs. Duquesne (50)
45+ REBOUNDS	11/21/18 vs. Bradley (45)
20+ OFFENSIVE REBS	11/29/17 at N.C. State (20)
20 OR LESS REBOUNDS	2/29/12 at Purdue (17)
OPP 20 OR LESS REBOUNDS	2/11/17 at Illinois (20)

## TEAM STEALS, ASSISTS, TURNOVERS, BLOCKS

15+ STEALS	11/12/17 vs. Fairleigh Dickinson (18)
10+ STEALS	12/1/18 at Maryland (12)
30+ ASSISTS	12/30/06 vs. VMI (36)
20+ ASSISTS	2/11/18 at Illinois (20)
CONSEC. GAMES/ 20+ ASSISTS	1/2/18 at Maryland (20) & 12/30/17 vs. Coppin St. (22) 12/18/16 vs. St. John's (23), 12/21/16 vs Morgan State (23) 11/13/16 vs. Duquesne (20), 11/15/16 vs. Grand Canyon (20)
5 OR FEWER TURNOVERS	3/1/18 vs. Northwestern-BTT (5)
20+ TURNOVERS	11/12/17 vs. Fairleigh Dickinson (23)
OPP 25+ TURNOVERS	11/12/17 Fairleigh Dickinson (31)
10+ BLOCKS	12/22/17 vs. Rider (12)
10 PLAYERS 10+ MINUTES	12/19/09 vs. Gardner-Webb (10)

## INDIVIDUAL SCORING

PLAYER 40+ POINTS	Gene Harris (46) vs. Holy Cross, 12/28/1961
PLAYER 35+ POINTS	D.J. Newbill (37) vs. Purdue, 1/17/2015
PLAYER 30-34 POINTS	Lamar Stevens (30) at Marquette-NIT, 3/20/18
3 PLAYERS 20+ POINTS	Claxton, Comley, Hassell vs. VMI, 12/30/2006
2 PLAYERS 20+ POINTS	Lamar Stevens (25) & Rasir Bolton (25) vs. Jacksonville State, 11/12/18
6+ PLAYERS 10+ POINTS	11/20/17 vs. Pittsburgh (6)
5+ PLAYERS 10+ POINTS	2/11/18 at Illinois (5)
2+ PLAYERS DOUBLE-DOUBLES	12/22/17 vs. Rider Josh Reaves (10 pts/13 reb) & Mike Watkins (10 pts/11 reb)

## MISC. INDIVIDUAL

PLAYER 20+ REBOUNDS	Aaron Johnson (21) vs. Northwestern, 1/22/05
PLAYER 15+ REBOUNDS	Mike Watkins (19) vs. Rutgers, 1/27/18
PLAYER 10+ ASSISTS	Tony Carr (14) vs. Utah-NIT (82-66), 3/29/18
PLAYER 5+ STEALS	Myles Dread (6), vs. Wright State, Cancun Challenge, 11/20/18
PLAYER 5+ BLOCKS	Mike Watkins (7) vs. Wisconsin, 12/4/17
PLAYER 5+ BLOCKS, Consec. Games	Mike Watkins (5) vs. Albany, 11/11/16; Duquesne, 11/13/16
PLAYER 6+ THREES	Shep Garner (8) at Boston College, 12/21/15 Shep Garner (6) vs. Mississippi State-NIT, 3/27/18 Shep Garner (6) vs. Purdue-BTT, 3/3/18 Shep Garner (6) at Northwestern, 1/20/18 Shep Garner (6) vs. Rider, 12/22/17 Shep Garner (6) vs. Rutgers, 2/4/17 Shep Garner (6) at St. John's, 12/18/16



# 2018-19 PENN STATE BOX SCORES

## G1: Penn State 87, North Florida 72

Nov. 9, 2018 • Bryce Jordan Center • University Park, Pa.

North Florida	FG	3FG	FT	R	PF	TP	A	TO	B	S	Min
N. Horchler f	5-9	0-2	0-3	0-10-10	3	10	0	3	2	0	25
W. Aminu f	3-4	0-0	2-2	0-2-2	5	8	0	1	1	0	11
J. Escobar g	2-5	1-3	0-0	0-1-1	2	5	0	2	0	1	22
Gandia-Rosa g	3-10	0-4	1-1	1-0-1	5	7	1	0	1	0	25
G. Sams g	6-17	1-8	3-4	2-0-2	2	16	1	2	0	1	29
E. Balogun	4-5	2-2	0-2	3-2-5	4	10	0	2	2	1	17
R. Burkhardt	0-1	0-1	0-0	0-0-0	0	0	0	0	0	1	11
B. Coffey	1-2	0-0	1-2	0-0-0	3	3	2	0	1	1	15
T. Day	2-7	1-4	3-4	2-4-6	0	3	0	0	0	0	17
C. Hendricksen	0-3	0-3	3-4	2-4-6	0	3	0	0	0	0	17
C. Copeland	1-1	0-0	0-0	0-1-1	2	2	1	1	0	0	12
Team				2-3-5							
<b>Totals</b>	<b>27-64</b>	<b>5-27</b>	<b>13-22</b>	<b>11-27-38</b>	<b>29</b>	<b>72</b>	<b>13</b>	<b>15</b>	<b>6</b>	<b>9</b>	<b>200</b>
<b>Pct.</b>	<b>42.2</b>	<b>18.5</b>	<b>59.1</b>								

	1	%	2	%	Game	%	DB
<b>FGS</b>	11-33	33.3	16-31	51.6	27-64	42.2	
<b>3FGS</b>	0-13	0.0	5-14	35.7	5-27	18.5	5
<b>FT</b>	6-9	66.7	7-13	53.8	13-22	59.1	

Penn State	FG	3FG	FT	R	PF	TP	A	TO	B	S	Min
L. Stevens f	7-14	0-2	8-8	0-10-10	3	22	0	4	1	0	36
J. Harrar f	3-5	0-0	1-4	3-4-7	2	7	0	3	0	0	16
M. Dread g	6-10	4-8	1-2	0-2-2	2	17	2	0	0	0	31
J. Wheeler g	1-2	0-1	1-2	0-3-3	4	3	2	0	1	1	23
J. Reeves g	5-8	1-1	8-10	0-3-3	3	19	4	1	4	3	33
M. Jones	1-8	0-2	0-1	0-1-1	2	2	0	0	0	1	14
D. Zemgulis	0-1	0-1	0-0	0-2-2	0	0	2	0	0	0	5
R. Bolton	3-5	2-3	5-6	0-3-3	1	13	6	2	0	0	22
T. Buttrick	1-4	1-3	1-2	1-1-2	2	4	0	0	3	1	20
Team				5-1-6							
<b>Totals</b>	<b>27-57</b>	<b>8-21</b>	<b>25-35</b>	<b>9-30-39</b>	<b>19</b>	<b>87</b>	<b>17</b>	<b>15</b>	<b>5</b>	<b>7</b>	<b>200</b>
<b>Pct.</b>	<b>47.4</b>	<b>38.1</b>	<b>71.4</b>								

	1	%	2	%	Game	%	DB
<b>FGS</b>	13-28	46.4	14-29	48.3	27-57	47.4	
<b>3FGS</b>	3-12	25.0	5-9	55.6	8-21	38.1	4
<b>FT</b>	11-14	78.6	14-21	66.7	25-35	71.4	

**Officials:** Paul Szecel, Courtney Green, Donnie Eppley  
**Attendance:** 9,060 • **Technical Fouls:** None  
 Flagrant-1 on PSU #2 at 15:15 of 2nd half

Score by Periods: 1 2 Total  
 North Florida 28 44 72  
 Penn State 40 47 87

## G2: Penn State 76, Jacksonville State 61

Nov. 12, 2018 • Bryce Jordan Center • University Park, Pa.

Jacksonville St.	FG	3FG	FT	R	PF	TP	A	TO	B	S	Min
J. Burnell f	5-12	1-3	3-3	2-10-12	5	14	2	2	1	0	33
Cunningham f	5-8	0-0	0-1	5-4-9	3	10	0	4	1	1	24
D. Mostella g	7-16	1-6	20-22	1-1-2	2	17	0	3	0	2	30
T. Hudson g	2-7	0-2	3-3	0-2-2	3	7	4	0	0	0	28
M. Hunter g	2-6	1-3	0-0	3-4-7	0	5	0	2	0	0	27
J. Gregory	2-7	0-0	4-7	0-2-2	4	8	0	2	1	2	24
M. Zeliznak	0-0	0-0	0-0	0-1-1	0	0	0	1	0	0	6
M. Dunlap	0-0	0-0	0-0	1-1-2	0	0	0	0	0	0	8
J. Cross	0-2	0-0	0-0	0-0-0	3	0	0	0	0	0	15
D. St. Hilaire	0-0	0-0	0-0	0-0-0	2	0	0	2	0	0	4
Team				0-0-0							
<b>Totals</b>	<b>23-58</b>	<b>3-14</b>	<b>12-16</b>	<b>12-25-37</b>	<b>22</b>	<b>61</b>	<b>6</b>	<b>16</b>	<b>3</b>	<b>5</b>	<b>200</b>
<b>Pct.</b>	<b>39.7</b>	<b>21.4</b>	<b>75.0</b>								

	1	%	2	%	Game	%	DB
<b>FGS</b>	11-27	40.7	12-31	38.7	23-58	39.7	
<b>3FGS</b>	2-5	40.0	1-9	11.1	3-14	21.4	5, 1
<b>FT</b>	8-10	80.0	4-6	66.7	12-16	75.0	

Penn State	FG	3FG	FT	R	PF	TP	A	TO	B	S	Min
L. Stevens f	9-18	2-6	5-7	2-7-9	2	25	3	1	1	2	40
J. Harrar f	1-3	0-0	1-3	4-2-6	2	3	0	0	0	1	26
M. Dread g	3-12	1-8	0-0	3-2-5	2	7	1	0	0	0	37
J. Wheeler g	0-4	0-2	2-3	0-1-1	0	2	1	0	0	1	21
J. Reeves g	4-6	2-3	1-1	0-2-2	3	11	2	2	1	2	23
M. Jones	0-4	0-2	2-3	0-1-1	0	2	1	0	0	1	9
R. Bolton	8-14	4-8	5-7	0-1-1	2	25	1	1	0	0	30
T. Buttrick	1-3	1-3	0-0	2-3-5	3	3	0	1	1	0	14
Team				3-1-4							
<b>Totals</b>	<b>26-64</b>	<b>10-32</b>	<b>14-21</b>	<b>15-20-35</b>	<b>17</b>	<b>76</b>	<b>10</b>	<b>6</b>	<b>3</b>	<b>7</b>	<b>200</b>
<b>Pct.</b>	<b>40.6</b>	<b>31.3</b>	<b>66.7</b>								

	1	%	2	%	Game	%	DB
<b>FGS</b>	13-33	39.4	13-31	41.9	26-64	40.6	
<b>3FGS</b>	5-16	31.3	5-16	31.3	8-21	38.1	4, 2
<b>FT</b>	6-10	60.0	8-11	72.7	25-35	66.7	

**Officials:** Bill Elk, Chris Beaver, Bill McCarthy  
**Attendance:** 7,722 • **Technical Fouls:** None  
 Flagrant foul on JSU #00 at 1:02 of 2nd half

Score by Periods: 1 2 Total  
 Jacksonville State 32 29 61  
 Penn State 47 39 86

## G3: DePaul 72, Penn State 70 (OT)

Nov. 15, 2018 • Wintrust Arena • Chicago, Ill.

Penn State	FG	3FG	FT	R	PF	TP	A	TO	B	S	Min
L. Stevens f	9-20	0-1	7-11	1-11-12	3	25	2	3	0	2	43
J. Harrar f	1-2	0-0	1-2	0-3-3	5	3	2	3	0	0	30
M. Dread g	7-15	5-10	0-0	1-3-4	2	19	0	1	1	1	41
J. Wheeler g	1-2	0-1	0-1	0-3-3	2	2	0	2	0	2	22
J. Reeves g	5-9	3-7	0-0	4-2-6	4	13	8	2	1	4	37
M. Jones	1-3	1-2	0-0	0-0-0	0	3	0	1	0	0	37
D. Zemgulis	0-0	0-0	0-0	0-0-0	0	0	0	0	0	0	1
R. Bolton	0-10	0-6	0-0	1-3-4	4	0	0	4	0	1	30
T. Buttrick	1-3	1-3	2-2	2-0-2	3	5	1	0	0	0	14
Team				1-1-2							
<b>Totals</b>	<b>25-64</b>	<b>10-30</b>	<b>10-16</b>	<b>20-26-36</b>	<b>23</b>	<b>70</b>	<b>13</b>	<b>16</b>	<b>2</b>	<b>10</b>	<b>225</b>
<b>Pct.</b>	<b>39.1</b>	<b>33.3</b>	<b>62.5</b>								

	1	%	2	%	OT	%	Game	%	DB
<b>FGS</b>	12-32	37.5	13-26	50.0	0-6	0.0	25-64	39.1	
<b>3FGS</b>	5-15	33.3	5-12	41.7	0-3	0.0	10-30	33.3	1, 0
<b>FT</b>	2-3	66.7	6-11	54.5	2-2	100.0	10-16	62.5	

DePaul	FG	3FG	FT	R	PF	TP	A	TO	B	S	Min
J. Butz f	3-4	0-0	2-4	5-10-15	4	8	1	4	0	0	32
D. Gage g	5-9	0-2	4-5	0-2-2	3	14	3	6	0	4	33
Coleman-Lands g	1-7	0-5	1-2	0-0-0	0	3	1	2	0	2	32
E. Cain g	2-9	0-2	1-3	0-7-7	0	5	6	2	1	0	43
M. Strus g	7-20	3-11	4-5	2-7-9	4	21	2	1	0	1	43
P. Reed	4-6	0-1	0-0	2-4-6	3	8	1	1	1	0	13
F. Olujobi	6-9	0-1	1-2	1-3-4	3	13	0	0	0	2	30
Team				3-1-4							
<b>Totals</b>	<b>28-64</b>	<b>3-22</b>	<b>13-21</b>	<b>13-34-47</b>	<b>17</b>	<b>72</b>	<b>14</b>	<b>16</b>	<b>2</b>	<b>9</b>	<b>225</b>
<b>Pct.</b>	<b>43.8</b>	<b>13.6</b>	<b>61.9</b>								

	1	%	2	%	OT	%	Game	%	DB
<b>FGS</b>	15-29	51.7	12-29	41.4	1-6	16.7	28-64	43.8	
<b>3FGS</b>	0-7	0.0	3-12	25.0	0-3	0.0	3-22	13.6	5, 0
<b>FT</b>	6-9	66.7	5-8	62.5	2-4	50.0	13-21	61.9	

**Officials:** Lamont Simpson, D.J. Carstensen, Steve McJunkins  
**Attendance:** 3,926 • **Technical Fouls:** DePaul: Olujobi, 2nd, 14:27, Team

Score by Periods: 1 2 OT Total  
 Penn State 31 37 2 70  
 DePaul 36 32 4 72

## G4: Penn State 77, Wright State 59

Nov. 20, 2018 • Hard Rock Hotel Riviera Maya • Cancun, Mexico

Wright State	FG	3FG	FT	R	PF	TP	A	TO	B	S	Min
B. Wampler f	5-10	2-4	5-7	0-3-3	3	17	1	2	0	0	37
L. Love f	7-11	0-0	0-1	3-7-10	3	14	1	2	1	0	32
Ernsthausen c	0-2	0-1	0-0	0-1-1	2	0	0	4	1	0	17

# 2018-19 PENN STATE BOX SCORES

## G7: #24 Maryland 66, Penn State 59

Dec. 1, 2018 • Xfinity Center • College Park, Md.

Penn State	FG	3FG	FT	R	PF	TP	A	TO	B	S	Min
L. Stevens	f 9-24	1-4	0-1	1-7-8	2	19	1	1	0	0	35
J. Harrar	f 3-3	0-0	0-0	3-1-4	3	6	1	0	0	0	23
M. Dread	g 1-3	0-2	0-1	0-2-2	2	2	2	1	0	1	25
J. Wheeler	g 0-1	0-0	0-0	0-0-0	3	0	2	1	0	4	15
J. Reaves	g 7-18	3-8	0-0	3-4-7	4	17	2	5	0	4	38
M. Watkins	0-0	0-0	0-0	0-0-0	4	0	1	0	2	2	11
M. Jones	0-3	0-1	0-0	0-0-0	0	0	0	0	0	0	13
R. Bolton	5-8	1-3	4-4	1-1-2	3	15	0	0	0	1	31
T. Buttrick	0-3	0-3	0-0	0-2-2	3	0	0	0	0	0	9
Team				2-1-3							
<b>Totals</b>	<b>25-63</b>	<b>5-21</b>	<b>4-6</b>	<b>10-18-28</b>	<b>24</b>	<b>59</b>	<b>9</b>	<b>8</b>	<b>2</b>	<b>12</b>	<b>200</b>
<b>Pct.</b>	<b>39.7</b>	<b>23.8</b>	<b>66.7</b>								

	1	%	2	%	Game	%	DB
<b>FGS</b>	14-33	42.4	11-30	36.7	35-63	39.7	<b>Reb</b>
<b>3FGS</b>	3-11	27.3	2-10	20.0	5-21	23.8	0,0
<b>FT</b>	0-2	0.0	4-4	1.000	4-6	66.7	

Maryland	FG	3FG	FT	R	PF	TP	A	TO	B	S	Min
B. Fernando	f 2-6	0-0	8-8	3-10-13	2	12	2	3	1	0	36
J. Smith	f 7-12	1-2	1-4	2-6-8	3	16	0	1	0	1	33
A. Cowan	g 6-12	2-6	1-1	0-2-2	2	15	4	6	0	1	34
E. Ayala	g 1-3	0-2	6-8	0-4-4	2	8	2	2	0	0	34
D. Morsell	g 3-5	0-1	0-2	2-2-4	2	6	1	3	0	0	24
I. Bender	0-0	0-0	0-0	0-0-0	0	0	0	0	0	0	1
S. Smith	0-0	0-0	0-0	0-1-1	0	0	0	1	0	0	8
R. Lindo	0-0	0-0	0-0	0-0-0	1	0	0	0	0	0	4
A. Wiggins	3-7	1-3	2-2	1-2-3	2	9	0	1	0	0	26
Team				2-3-5							
<b>Totals</b>	<b>22-45</b>	<b>4-14</b>	<b>18-25</b>	<b>10-30-40</b>	<b>14</b>	<b>66</b>	<b>9</b>	<b>17</b>	<b>1</b>	<b>2</b>	<b>200</b>
<b>Pct.</b>	<b>48.9</b>	<b>28.6</b>	<b>72.0</b>								

	1	%	2	%	Game	%	DB
<b>FGS</b>	8-21	38.1	14-24	58.3	22-45	48.9	<b>Reb</b>
<b>3FGS</b>	1-8	12.5	3-6	50.0	4-14	28.6	2,0
<b>FT</b>	13-17	76.5	5-8	62.5	18-25	72.0	

Officials: Larry Sciroto, Courtney Green, Lewis Garrison

Attendance: 15,481 • Technical Fouls: None

Score by Periods	1	2	Total
Penn State	31	28	59
Penn State	30	36	66

# 2018-19 NITTANY LION POINTS-REBOUNDS-ASSISTS

Opponent	Date	Score	00		01		02		04		05		11		13	
			JONES,MYRE	ZEMGULIS,D	DREAD,MYLE	KASATKIN,D	WHEELER,JA	STEVENS,LA	BOLTON,RAS							
NORTH FLORIDA	11/9/18	87-72	w	2-1-0	0-2-2	17-2-2	DNP	3-3-3	22-10-0	13-3-6						
JACKSONVILLE STATE	11/12/18	76-61	w	2-1-1	DNP	7-5-1	DNP	0-2-2	25-9-3	25-1-1						
at DePaul	11/15/18	70-72	L	3-0-0	0-0-0	19-4-0	DNP	2-3-0	25-12-2	0-4-0						
vs WRIGHT STATE	11/20/18	77-59	w	3-2-0	2-2-0	13-3-3	0-0-0	12-2-4	25-5-1	4-1-1						
vs BRADLEY	11/21/18	56-59	L	4-2-0	DNP	3-4-0	DNP	0-7-0	27-8-3	10-6-1						
VIRGINIA TECH	11/27/18	63-62	w	18-1-0	DNP	0-4-2	DNP	7-4-2	14-8-3	11-3-1						
at Maryland	12/01/18	59-66	L	0-0-0	DNP	2-2-2	DNP	0-0-2	19-8-1	15-2-0						

Opponent	Date	Score	21		23		24		35	
			HARRAR,JOH	REAVES,JOS	WATKINS,MI	BUTTRICK,T				
NORTH FLORIDA	11/9/18	87-72	w	7-7-0	19-3-4	DNP	4-2-0			
JACKSONVILLE STATE	11/12/18	76-61	w	3-6-0	11-2-2	DNP	3-5-0			
at DePaul	11/15/18	70-72	L	3-3-2	13-6-8	DNP	5-2-1			
vs WRIGHT STATE	11/20/18	77-59	w	3-1-0	12-10-3	DNP	3-2-1			
vs BRADLEY	11/21/18	56-59	L	7-7-2	4-9-0	DNP	1-0-0			
VIRGINIA TECH	11/27/18	63-62	w	2-5-2	6-3-3	2-7-1	3-0-0			
at Maryland	12/01/18	59-66	L	6-4-1	17-7-2	0-0-1	0-2-0			



# NITTANY LIONS CAREER STATS

## Bolton, Rasir

Season	gp-gs	min/avg	Total		3-Point		F-Throws		Rebounds				pf	fo	ast	to	blk	stl	Scoring	
			fg-fga	pct	fg-fga	pct	ft-fta	pct	off	def	tot	avg							pts	avg
2018-19	7-0	185/26.4	25-65	.385	12-35	.343	16-19	.842	5	15	20	2.9	18	0	10	15	0	2	78	11.1
TOTAL	7-0	185/26.4	25-65	.385	12-35	.343	16-19	.842	5	15	20	2.9	18	0	10	15	0	2	78	11.1

## Buttrick, Trent

Season	gp-gs	min/avg	Total		3-Point		F-Throws		Rebounds				pf	fo	ast	to	blk	stl	Scoring	
			fg-fga	pct	fg-fga	pct	ft-fta	pct	off	def	tot	avg							pts	avg
2017-18	10-0	36/3.6	2-10	.200	1-5	.200	0-2	.000	3	7	10	1.0	7	0	0	7	1	0	5	0.5
2018-19	7-0	86/12.3	5-15	.333	5-14	.357	4-6	.667	6	7	13	1.9	15	0	2	1	5	1	19	2.7
TOTAL	17-0	122/7.2	7-25	.280	6-19	.316	4-8	.500	9	14	23	1.4	22	0	2	8	6	1	24	1.4

## Dread, Myles

Season	gp-gs	min/avg	Total		3-Point		F-Throws		Rebounds				pf	fo	ast	to	blk	stl	Scoring	
			fg-fga	pct	fg-fga	pct	ft-fta	pct	off	def	tot	avg							pts	avg
2018-19	7-7	213/30.4	23-60	.383	13-43	.302	2-6	.333	7	17	24	3.4	12	0	10	6	2	10	61	8.7
TOTAL	7-7	213/30.4	23-60	.383	13-43	.302	2-6	.333	7	17	24	3.4	12	0	10	6	2	10	61	8.7

## Harrar, John

Season	gp-gs	min/avg	Total		3-Point		F-Throws		Rebounds				pf	fo	ast	to	blk	stl	Scoring	
			fg-fga	pct	fg-fga	pct	ft-fta	pct	off	def	tot	avg							pts	avg
2017-18	27-8	195/7.2	18-33	.545	0-0	.000	6-11	.545	29	28	57	2.1	31	1	3	7	4	3	42	1.6
2018-19	7-7	150/21.4	13-21	.619	0-0	.000	5-14	.357	15	18	33	4.7	20	1	7	7	3	5	31	4.4
TOTAL	34-15	345/10.1	31-54	.574	0-0	.000	11-25	.440	44	46	90	2.6	51	2	10	14	7	8	73	2.1

## Hazle, Grant

Season	gp-gs	min/avg	Total		3-Point		F-Throws		Rebounds				pf	fo	ast	to	blk	stl	Scoring	
			fg-fga	pct	fg-fga	pct	ft-fta	pct	off	def	tot	avg							pts	avg
2016-17	5-0	2/0.4	1-2	.500	0-0	.000	0-0	.000	0	0	0	0.0	0	0	0	0	0	0	2	0.4
2017-18	3-0	3/1.0	0-0	.000	0-0	.000	0-0	.000	0	0	0	0.0	0	0	0	0	1	0	0	0.0
TOTAL	8-0	5/0.6	1-2	.500	0-0	.000	0-0	.000	0	0	0	0.0	0	0	0	0	1	0	2	0.3

## Jones, Myreon

Season	gp-gs	min/avg	Total		3-Point		F-Throws		Rebounds				pf	fo	ast	to	blk	stl	Scoring	
			fg-fga	pct	fg-fga	pct	ft-fta	pct	off	def	tot	avg							pts	avg
2018-19	7-0	92/13.1	12-38	.316	6-20	.300	2-4	.500	2	5	7	1.0	4	0	1	3	0	3	32	4.6
TOTAL	7-0	92/13.1	12-38	.316	6-20	.300	2-4	.500	2	5	7	1.0	4	0	1	3	0	3	32	4.6

## Kasatkin, Daniil

Season	gp-gs	min/avg	Total		3-Point		F-Throws		Rebounds				pf	fo	ast	to	blk	stl	Scoring	
			fg-fga	pct	fg-fga	pct	ft-fta	pct	off	def	tot	avg							pts	avg
2018-19	1-0	1/1.0	0-0	.000	0-0	.000	0-0	.000	0	0	0	0.0	0	0	0	0	0	0	0	0.0
TOTAL	1-0	1/1.0	0-0	.000	0-0	.000	0-0	.000	0	0	0	0.0	0	0	0	0	0	0	0	0.0

# NITTANY LIONS CAREER STATS

## Nussbaum, Taylor

Season	gp-gs	min/avg	Total		3-Point		F-Throws		Rebounds				Scoring							
			fg-fga	pct	fg-fga	pct	ft-fa	pct	off	def	tot	avg	pf	fo	ast	to	blk	stl	pts	avg
2017-18	2-0	2/1.0	0-0	.000	0-0	.000	0-0	.000	0	0	0	0.0	0	0	0	0	0	0	0	0
<b>TOTAL</b>	<b>2-0</b>	<b>2/1.0</b>	<b>0-0</b>	<b>.000</b>	<b>0-0</b>	<b>.000</b>	<b>0-0</b>	<b>.000</b>	<b>0</b>	<b>0</b>	<b>0</b>	<b>0.0</b>	<b>0</b>	<b>0</b>	<b>0</b>	<b>0</b>	<b>0</b>	<b>0</b>	<b>0</b>	<b>0</b>

## Pierce, Satchel

Season	gp-gs	min/avg	Total		3-Point		F-Throws		Rebounds				Scoring							
			fg-fga	pct	fg-fga	pct	ft-fa	pct	off	def	tot	avg	pf	fo	ast	to	blk	stl	pts	avg
2017-18	24-0	173/7.2	11-34	.324	0-1	.000	16-28	.571	16	23	39	1.6	34	0	3	18	5	3	38	1.6
<b>TOTAL</b>	<b>24-0</b>	<b>173/7.2</b>	<b>11-34</b>	<b>.324</b>	<b>0-1</b>	<b>.000</b>	<b>16-28</b>	<b>.571</b>	<b>16</b>	<b>23</b>	<b>39</b>	<b>1.6</b>	<b>34</b>	<b>0</b>	<b>3</b>	<b>18</b>	<b>5</b>	<b>3</b>	<b>38</b>	<b>1.6</b>

## Reaves, Josh

Season	gp-gs	min/avg	Total		3-Point		F-Throws		Rebounds				Scoring							
			fg-fga	pct	fg-fga	pct	ft-fa	pct	off	def	tot	avg	pf	fo	ast	to	blk	stl	pts	avg
2015-16	26-20	620/23.8	66-176	.375	3-39	.077	31-41	.756	34	62	96	3.7	68	2	50	36	23	36	166	6.4
2016-17	28-23	759/27.1	81-181	.448	19-59	.322	34-48	.708	37	75	112	4.0	84	3	59	54	21	60	215	7.7
2017-18	34-32	1048/30.8	133-273	.487	40-106	.377	53-75	.707	59	114	173	5.1	105	3	107	48	17	74	359	10.6
2018-19	7-7	224/32.0	28-59	.475	11-29	.379	15-18	.833	16	24	40	5.7	21	0	22	28	3	18	82	11.7
<b>TOTAL</b>	<b>95-82</b>	<b>2651/27.9</b>	<b>308-689</b>	<b>.447</b>	<b>73-233</b>	<b>.313</b>	<b>133-182</b>	<b>.731</b>	<b>146</b>	<b>275</b>	<b>421</b>	<b>4.4</b>	<b>278</b>	<b>8</b>	<b>238</b>	<b>166</b>	<b>64</b>	<b>188</b>	<b>822</b>	<b>8.7</b>

## Stevens, Lamar

Season	gp-gs	min/avg	Total		3-Point		F-Throws		Rebounds				Scoring							
			fg-fga	pct	fg-fga	pct	ft-fa	pct	off	def	tot	avg	pf	fo	ast	to	blk	stl	pts	avg
2016-17	33-33	918/27.8	148-345	.429	11-32	.344	112-146	.767	54	129	183	5.5	90	3	55	74	21	27	419	12.7
2017-18	39-39	1290/33.1	231-497	.465	30-94	.319	112-161	.696	54	178	232	5.9	93	3	74	87	43	24	604	15.5
2018-19	7-7	257/36.7	57-127	.449	5-22	.227	38-47	.809	12	48	60	8.6	18	0	13	17	3	6	157	22.4
<b>TOTAL</b>	<b>79-79</b>	<b>2465/31.2</b>	<b>436-969</b>	<b>.450</b>	<b>46-148</b>	<b>.311</b>	<b>262-354</b>	<b>.740</b>	<b>120</b>	<b>355</b>	<b>475</b>	<b>6.0</b>	<b>201</b>	<b>6</b>	<b>142</b>	<b>178</b>	<b>67</b>	<b>57</b>	<b>1180</b>	<b>14.9</b>

## Watkins, Mike

Season	gp-gs	min/avg	Total		3-Point		F-Throws		Rebounds				Scoring							
			fg-fga	pct	fg-fga	pct	ft-fa	pct	off	def	tot	avg	pf	fo	ast	to	blk	stl	pts	avg
2016-17	33-24	786/23.8	128-217	.590	0-0	.000	63-98	.643	82	185	267	8.1	83	0	20	43	90	25	319	9.7
2017-18	29-28	764/26.3	146-213	.685	0-1	.000	58-95	.611	58	200	258	8.9	70	1	20	49	68	28	350	12.1
2018-19	2-0	32/16.0	1-2	.500	0-0	.000	0-0	.000	1	6	7	3.5	6	0	2	2	4	5	2	1.0
<b>TOTAL</b>	<b>64-52</b>	<b>1582/24.7</b>	<b>275-432</b>	<b>.637</b>	<b>0-1</b>	<b>.000</b>	<b>121-193</b>	<b>.627</b>	<b>141</b>	<b>391</b>	<b>532</b>	<b>8.3</b>	<b>159</b>	<b>1</b>	<b>42</b>	<b>94</b>	<b>162</b>	<b>58</b>	<b>671</b>	<b>10.5</b>

## Wheeler, Jamari

Season	gp-gs	min/avg	Total		3-Point		F-Throws		Rebounds				Scoring							
			fg-fga	pct	fg-fga	pct	ft-fa	pct	off	def	tot	avg	pf	fo	ast	to	blk	stl	pts	avg
2017-18	39-3	562/14.4	31-89	.348	4-28	.143	12-27	.444	30	42	72	1.8	68	2	56	36	3	52	78	2.0
2018-19	7-7	167/23.9	9-24	.375	3-12	.250	3-7	.429	5	16	21	3.0	23	1	13	8	0	9	24	3.4
<b>TOTAL</b>	<b>46-10</b>	<b>729/15.8</b>	<b>40-113</b>	<b>.354</b>	<b>7-40</b>	<b>.175</b>	<b>15-34</b>	<b>.441</b>	<b>35</b>	<b>58</b>	<b>93</b>	<b>2.0</b>	<b>91</b>	<b>3</b>	<b>69</b>	<b>44</b>	<b>3</b>	<b>61</b>	<b>102</b>	<b>2.2</b>

## Zemgulis, Deivis

Season	gp-gs	min/avg	Total		3-Point		F-Throws		Rebounds				Scoring							
			fg-fga	pct	fg-fga	pct	ft-fa	pct	off	def	tot	avg	pf	fo	ast	to	blk	stl	pts	avg
2015-16	26-1	318/12.2	26-68	.382	10-40	.250	13-19	.684	20	24	44	1.7	20	0	8	13	0	4	75	2.9
2016-17	18-0	111/6.2	5-20	.250	3-13	.231	1-2	.500	3	9	12	0.7	21	0	1	7	1	2	14	0.8
2017-18	23-2	134/5.8	6-20	.300	4-16	.250	2-2	1.000	9	8	17	0.7	12	0	4	3	1	3	18	0.8
2018-19	3-0	18/6.0	1-3	.333	0-2	.000	0-0	.000	0	4	4	1.3	3	0	2	1	0	0	2	0.7
<b>TOTAL</b>	<b>70-3</b>	<b>581/8.3</b>	<b>38-111</b>	<b>.342</b>	<b>17-71</b>	<b>.239</b>	<b>16-23</b>	<b>.696</b>	<b>32</b>	<b>45</b>	<b>77</b>	<b>1.1</b>	<b>56</b>	<b>0</b>	<b>15</b>	<b>24</b>	<b>2</b>	<b>9</b>	<b>109</b>	<b>1.6</b>

# 2018-19 PENN STATE TV/RADIO ROSTER



0

**MYREON JONES**  
FR. | G | 6-3 | 170  
BIRMINGHAM, ALA.



1

**DEIVIS ZENGULIS**  
SR. | F | 6-6 | 220  
KAUNAS, LITHUANIA




2

**MYLES DREAD**  
FR. | G | 6-4 | 215  
DETROIT, MICH.



3

**SATCHEL PIERCE**  
SR. | F | 7-0 | 255  
BARBERTON, OHIO



4

**DANIIL KASATKIN**  
FR. | G | 6-7 | 215  
VICHUGA, RUSSIA



5

**JAMARI WHEELER**  
SO. | G | 6-1 | 170  
LIVE OAK, FLA.



10

**KYLE MCCLOSKEY**  
FR. | G | 6-5 | 210  
LOWER GWYNEDD, PA.



11

**LAMAR STEVENS**  
JR. | F | 6-8 | 230  
NORTH WALES, PA.



12

**IZAIAH BROCKINGTON**  
SO. | G | 6-4 | 195  
PHILADELPHIA, PA.



13

**RASIR BOLTON**  
FR. | G | 6-2 | 180  
PETERSBURG, VA.




20

**TAYLOR NUSSBAUM**  
SO. | G | 6-2 | 175  
SOUTH SALEM, N.Y.



21

**JOHN HARRAR**  
SO. | F | 6-9 | 243  
WALLINGFORD, PA.



22

**GRANT HAZLE**  
JR. | F | 6-6 | 194  
KINGWOOD, TEXAS



23

**JOSH REAVES**  
SR. | G | 6-5 | 214  
FAIRFAX, VA.



24

**MIKE WATKINS**  
R-JR. | F | 6-9 | 254  
PHILADELPHIA, PA.




35

**TRENT BUTTRICK**  
SO. | F | 6-8 | 234  
BLOOMSBURG, PA.



**PATRICK CHAMBERS**  
HEAD COACH  
EIGHTH SEASON



**KEITH URGO**  
ASSOCIATE HEAD COACH  
EIGHTH SEASON



**JIM FERRY**  
ASSISTANT COACH  
SECOND SEASON



**KEVIN FREEMAN**  
ASSISTANT COACH  
FIRST SEASON




**ROSS CONDON**  
DIRECTOR OF OPERATIONS  
EIGHTH SEASON




**DAVID CAPORALETTI**  
DIRECTOR OF  
PLAYER DEVELOPMENT  
EIGHTH SEASON



**NICHOLAS COLELLA**  
DIR. OF RECRUITING  
FOURTH SEASON



**JONATHAN SALAZER**  
ATHLETIC TRAINER  
22ND SEASON



**GREG MISKINIS**  
PERFORMANCE COACH  
THIRD SEASON



**DR. GREG BILLY**  
TEAM PHYSICIAN  
EIGHTH SEASON



# 2018-19 PENN STATE NITTANY LIONS

## NUMERICAL ROSTER

#	NAME	POS	ELG	HT	WT	HOMETOWN	HIGH SCHOOL / LAST SCHOOL
0	Myreon Jones	G	Fr.	6-3	170	Birmingham, Ala.	Lincoln Academy (Ga.)
1	Deivis Zemgulis	F	Sr.	6-6	220	Kaunas, Lithuania	St. Mary Ryken (Md.)
2	Myles Dread	G	Fr.	6-4	215	Detroit, Mich.	Gonzaga (Washington D.C.)
3	Satchel Pierce	F	Sr.	7-0	255	Baberton, Ohio	Kiski School (Pa.)/Virginia Tech
4	Daniil Kasatkin	G	Fr.	6-7	215	Vichuga, Russia	Mountain Mission (Va.)
5	Jamari Wheeler	G	So.	6-1	170	Live Oak, Fla.	Rock School
10	Kyle McCloskey	G	Fr.	6-5	210	Lower Gwynedd, Pa.	Germantown Academy
11	Lamar Stevens	F	Jr.	6-8	230	North Wales, Pa.	Roman Catholic
12	Izaiah Brockington #	G	So.	6-4	195	Philadelphia, Pa.	Archbishop Ryan/St. Bonaventure
13	Rasir Bolton	G	Fr.	6-2	180	Petersburg, Va.	Massanutten Academy
20	Taylor Nussbaum	G	So.	6-2	175	South Salem, N.Y.	Cheshire Academy (Conn.)
21	John Harrar	F	So.	6-9	243	Wallingford, Pa.	Strath Haven
22	Grant Hazle	F	Jr.	6-6	194	Kingwood, Texas	Westbury Christian School
23	Josh Reaves	G	Sr.	6-5	214	Fairfax, Va.	Oak Hill Academy (Va.)
24	Mike Watkins	F	R-Jr.	6-9	254	Philadelphia, Pa.	Phelps School
35	Trent Buttrick	F	So.	6-8	234	Bloomsburg, Pa.	Community School of Naples (Fla.)

# Will sit out the 2018-19 season to satisfy NCAA transfer rules and will have three years of eligibility remaining beginning in 2019-2020.

## ALPHABETICAL ROSTER

#	NAME	POS	ELG	HT	WT	HOMETOWN	HIGH SCHOOL / LAST SCHOOL
13	Rasir Bolton	G	Fr.	6-2	180	Petersburg, Va.	Massanutten Academy
12	Izaiah Brockington #	G	So.	6-4	195	Philadelphia, Pa.	Archbishop Ryan/St. Bonaventure
35	Trent Buttrick	F	So.	6-8	234	Bloomsburg, Pa.	Community School of Naples (Fla.)
2	Myles Dread	G	Fr.	6-4	215	Detroit, Mich.	Gonzaga (Washington D.C.)
21	John Harrar	F	So.	6-9	243	Wallingford, Pa.	Strath Haven
22	Grant Hazle	F	Jr.	6-6	194	Kingwood, Texas	Westbury Christian School
0	Myreon Jones	G	Fr.	6-3	170	Birmingham, Ala.	Lincoln Academy (Ga.)
4	Daniil Kasatkin	G	Fr.	6-7	215	Vichuga, Russia	Mountain Mission (Va.)
10	Kyle McCloskey	G	Fr.	6-5	210	Lower Gwynedd, Pa.	Germantown Academy
20	Taylor Nussbaum	G	So.	6-2	175	South Salem, N.Y.	Cheshire Academy (Conn.)
3	Satchel Pierce	F	Sr.	7-0	255	Baberton, Ohio	Kiski School (Pa.)/Virginia Tech
23	Josh Reaves	G	Sr.	6-5	214	Fairfax, Va.	Oak Hill Academy (Va.)
11	Lamar Stevens	F	Jr.	6-8	230	North Wales, Pa.	Roman Catholic
24	Mike Watkins	F	R-Jr.	6-9	254	Philadelphia, Pa.	Phelps School
5	Jamari Wheeler	G	So.	6-1	170	Live Oak, Fla.	Rock School
1	Deivis Zemgulis	F	Sr.	6-6	220	Kaunas, Lithuania	St. Mary Ryken (Md.)

## COACHING STAFF

**Head Coach:** Patrick Chambers (Philadelphia '94)  
**Associate Head Coach:** Keith Urgo (Fairfield '02)  
**Assistant Coach:** Jim Ferry (Keene State '90)  
**Assistant Coach:** Kevin Freeman (Connecticut '06)  
**Director of Basketball Operations:** Ross Condon (Villanova '07)  
**Director of Player Development:** David Caporaletti (Philadelphia '93)  
**Director of On-Campus Recruiting:** Nicholas Colella (Penn State '13)  
**Athletic Trainer:** Jon Salazer (Penn State '93)  
**Strength & Conditioning Coach:** Greg Miskinis (Penn State '08)

## PRONUNCIATIONS

### PEOPLE

Rasir Bolton – RAHJ-sheer BOWL-ton  
 Buttrick – BUH-Trick  
 Harrar – final R is silent, HAIR-ah  
 Myreon Jones – Myron  
 Daniil Kasatkin – Duh-NEEL Kaa-SOT-Kin  
 Kyle McCloskey – Mic CLUS-key  
 Deivis Zemgulis – Davis Zem-GOO-Liss

### PLACES

Kaunas – CO-nuss  
 Lower Gwynedd – Gwynn-ID  
 Vichuga – Vee-CHEW-gah

## BY ELIGIBILITY

### SENIORS (3)

1	Deivis Zemgulis	F
23	Josh Reaves	G
3	Satchel Pierce	F

### JUNIORS (3)

22	Grant Hazle	G
11	Lamar Stevens	F
24	Mike Watkins	F

### SOPHOMORES (5)

12	Izaiah Brockington	G
35	Trent Buttrick	F
21	John Harrar	F
20	Taylor Nussbaum	G
5	Jamari Wheeler	G

### FRESHMEN (5)

13	Rasir Bolton	G
2	Myles Dread	G
0	Myreon Jones	G
4	Daniil Kasatkin	G
10	Kyle McCloskey	G

## BY STATE/COUNTRY

### ALABAMA (1)

0	Myreon Jones	G
---	--------------	---

### FLORIDA (1)

5	Jamari Wheeler	G
---	----------------	---

### MICHIGAN (1)

2	Myles Dread	G
---	-------------	---

### PENNSYLVANIA (6)

12	Izaiah Brockington	G
35	Trent Buttrick	F
21	John Harrar	F
10	Kyle McCloskey	G
11	Lamar Stevens	F
24	Mike Watkins	F

### NEW YORK (1)

20	Taylor Nussbaum	G
----	-----------------	---

### OHIO (1)

3	Satchel Pierce	C
---	----------------	---

### TEXAS (1)

22	Grant Hazle	G
----	-------------	---

### VIRGINIA (2)

13	Rasir Bolton	G
23	Josh Reaves	G

### LITHUANIA (1)

1	Deivis Zemgulis	F
---	-----------------	---

### RUSSIA (1)

4	Daniil Kasatkin	G
---	-----------------	---

# 2018-19 BIG TEN CONFERENCE STATS

<b>RECORD:</b>	<b>OVERALL</b>	<b>HOME</b>	<b>AWAY</b>	<b>NEUTRAL</b>
ALL GAMES	0-1	0-0	0-1	0-0
CONFERENCE	0-1	0-0	0-1	0-0
NON-CONFERENCE	0-0	0-0	0-0	0-0

#	Player	gp-gs	min	avg	Total		3-Point		F-Throw		Rebounds					pts	avg					
					fg-fga	fg%	3fg-fga	3fg%	ft-fga	ft%	off	def	tot	avg	pf			dq	a	to	blk	stl
11	Stevens, Lamar	1-1	35	35.0	9-24	.375	1-4	.250	0-1	.000	1	7	8	8.0	2	0	1	1	0	0	19	19.0
23	Reaves, Josh	1-1	38	38.0	7-18	.389	3-8	.375	0-0	.000	3	4	7	7.0	4	0	2	5	0	4	17	17.0
13	Bolton, Rasir	1-0	31	31.0	5-8	.625	1-3	.333	4-4	1.000	1	1	2	2.0	3	0	0	0	0	1	15	15.0
21	Harrar, John	1-1	23	23.0	3-3	1.000	0-0	.000	0-0	.000	3	1	4	4.0	3	0	1	0	0	0	6	6.0
02	Dread, Myles	1-1	25	25.0	1-3	.333	0-2	.000	0-1	.000	0	2	2	2.0	2	0	2	1	0	1	2	2.0
05	Wheeler, Jamari	1-1	15	15.0	0-1	.000	0-0	.000	0-0	.000	0	0	0	0.0	3	0	2	1	0	4	0	0.0
00	Jones, Myreon	1-0	13	13.0	0-3	.000	0-1	.000	0-0	.000	0	0	0	0.0	0	0	0	0	0	0	0	0.0
24	Watkins, Mike	1-0	11	11.0	0-0	.000	0-0	.000	0-0	.000	0	0	0	0.0	4	0	1	0	2	2	0	0.0
35	Buttrick, Trent	1-0	9	9.0	0-3	.000	0-3	.000	0-0	.000	0	2	2	2.0	3	0	0	0	0	0	0	0.0
Team											2	1	3									
Total.....		1	200		25-63	.397	5-21	.238	4-6	.667	10	18	28	28.0	24	0	9	8	2	12	59	59.0
Opponents.....		1	200		22-45	.489	4-14	.286	18-25	.720	10	30	40	40.0	14	-	9	17	1	2	66	66.0

TEAM STATISTICS	PSU	OPP	Date	Opponent	Score	Att.
SCORING	59	66	* 12/01/18	at Maryland	L 59-66	15481
Points per game	59.0	66.0	* - Conference game			
Scoring margin	-7.0	-				
FIELD GOALS-ATT	25-63	22-45				
Field goal pct	.397	.489				
3 POINT FG-ATT	5-21	4-14				
3-point FG pct	.238	.286				
3-pt FG made per game	5.0	4.0				
FREE THROWS-ATT	4-6	18-25				
Free throw pct	.667	.720				
F-Throws made per game	4.0	18.0				
REBOUNDS	28	40				
Rebounds per game	28.0	40.0				
Rebounding margin	-12.0	-				
ASSISTS	9	9				
Assists per game	9.0	9.0				
TURNOVERS	8	17				
Turnovers per game	8.0	17.0				
Turnover margin	+9.0	-				
Assist/turnover ratio	1.1	0.5				
STEALS	12	2				
Steals per game	12.0	2.0				
BLOCKS	2	1				
Blocks per game	2.0	1.0				
ATTENDANCE	0	15481				
Home games-Avg/Game	0-0	1-15481				
Neutral site-Avg/Game	-	0-0				

Score by Periods	1st	2nd	Totals
Penn State	31	28	59
Opponents	30	36	66

POINT DIFFERENTIAL																														
W																														
MARGIN	1	2	3	4	5	6	7	8	9	10	11	12	13	14	15	16	17	18	19	20	21	22	23	24	25	26	27	28	29	30*
L								1																						

# 2018-19 PENN STATE STATISTICS

<b>RECORD:</b>	<b>OVERALL</b>	<b>HOME</b>	<b>AWAY</b>	<b>NEUTRAL</b>
ALL GAMES	4-3	3-0	0-2	1-1
CONFERENCE	0-1	0-0	0-1	0-0
NON-CONFERENCE	4-2	3-0	0-1	1-1

#	Player	gp-gs	min	avg	Total		3-Point		F-Throw		Rebounds					pf	dq	a	to	blk	stl	pts	avg		
					fg-fga	fg%	3fg-fga	3fg%	ft-fga	ft%	off	def	tot	avg											
11	Stevens, Lamar	7-7	257	36.7	57-127	.449	5-22	.227	38-47	.809	12	48	60	8.6	18	0	13	17	3	6	157	22.4			
23	Reaves, Josh	7-7	224	32.0	28-59	.475	11-29	.379	15-18	.833	16	24	40	5.7	21	0	22	28	3	18	82	11.7			
13	Bolton, Rasir	7-0	185	26.4	25-65	.385	12-35	.343	16-19	.842	5	15	20	2.9	18	0	10	15	0	2	78	11.1			
02	Dread, Myles	7-7	213	30.4	23-60	.383	13-43	.302	2-6	.333	7	17	24	3.4	12	0	10	6	2	10	61	8.7			
00	Jones, Myreon	7-0	92	13.1	12-38	.316	6-20	.300	2-4	.500	2	5	7	1.0	4	0	1	3	0	3	32	4.6			
21	Harrar, John	7-7	150	21.4	13-21	.619	0-0	.000	5-14	.357	15	18	33	4.7	20	1	7	7	3	5	31	4.4			
05	Wheeler, Jamari	7-7	167	23.9	9-24	.375	3-12	.250	3-7	.429	5	16	21	3.0	23	1	13	8	0	9	24	3.4			
35	Buttrick, Trent	7-0	86	12.3	5-15	.333	5-14	.357	4-6	.667	6	7	13	1.9	15	0	2	1	5	1	19	2.7			
24	Watkins, Mike	2-0	32	16.0	1-2	.500	0-0	.000	0-0	.000	1	6	7	3.5	6	0	2	2	4	5	2	1.0			
01	Zemgulis, Deivis	3-0	18	6.0	1-3	.333	0-2	.000	0-0	.000	0	4	4	1.3	3	0	2	1	0	0	2	0.7			
04	Kasatkin, Daniil	1-0	1	1.0	0-0	.000	0-0	.000	0-0	.000	0	0	0	0.0	0	0	0	0	0	0	0	0.0			
Team											14	8	22												1
Total.....		7	1425		174-414	.420	55-177	.311	85-121	.702	83	168	251	35.9	140	2	82	89	20	59	488	69.7			
Opponents.....		7	1425		164-383	.428	39-142	.275	84-130	.646	69	176	245	35.0	130	-	72	106	20	46	451	64.4			

TEAM STATISTICS	PSU	OPP	Date	Opponent	Score	Att.
SCORING	488	451	11/9/18	NORTH FLORIDA	W 87-72	9060
Points per game	69.7	64.4	11/12/18	JACKSONVILLE STATE	W 76-61	7722
Scoring margin	+5.3	-	11/15/18	at DePaul	Lot 70-72	3926
FIELD GOALS-ATT	174-414	164-383	11/20/18	vs WRIGHT STATE	W 77-59	1473
Field goal pct	.420	.428	11/21/18	vs BRADLEY	L 56-59	1473
3 POINT FG-ATT	55-177	39-142	11/27/18	VIRGINIA TECH	W 63-62	8373
3-point FG pct	.311	.275	* 12/01/18	at Maryland	L 59-66	15481
3-pt FG made per game	7.9	5.6	* - Conference game			
FREE THROWS-ATT	85-121	84-130				
Free throw pct	.702	.646				
F-Throws made per game	12.1	12.0				
REBOUNDS	251	245				
Rebounds per game	35.9	35.0				
Rebounding margin	+0.9	-				
ASSISTS	82	72				
Assists per game	11.7	10.3				
TURNOVERS	89	106				
Turnovers per game	12.7	15.1				
Turnover margin	+2.4	-				
Assist/turnover ratio	0.9	0.7				
STEALS	59	46				
Steals per game	8.4	6.6				
BLOCKS	20	20				
Blocks per game	2.9	2.9				
ATTENDANCE	25155	22353				
Home games-Avg/Game	3-8385	2-9704				
Neutral site-Avg/Game	-	2-1473				

Score by Periods	1st	2nd	OT	Totals
Penn State	252	234	2	488
Opponents	223	224	4	451

POINT DIFFERENTIAL																														
W	1																				2	1								
MARGIN	1	2	3	4	5	6	7	8	9	10	11	12	13	14	15	16	17	18	19	20	21	22	23	24	25	26	27	28	29	30*
L	1	1																		1										