



GEORGE WASHINGTON

2014-15 @GW_MBB GAME NOTES

Twitter: @GW_MBB | Instagram: gw_mbb | Facebook.com/GWMensBasketball | #RaiseHigh

Contact: Jesse Hooker | jhooker@gwu.edu | @TheJHooker | 202-251-3786

JUST GW, THANK YOU

When abbreviating *George Washington University* in reference to athletics programs, please shorten to **GW** only, as opposed to GWU.

Thank you!

2014-15 SCHEDULE & RESULTS (6-2)

NOVEMBER (3-2)

SAT	8	BLOOMSBURG (Exh., RHLive)	W, 89-47
FRI	14	GRAMBLING STATE (RHLive)	W, 92-40
Sun	16	at Rutgers (BTN)	W, 70-53
Fri	21	at #9 Virginia (ESPN3)	L, 59-42
WED	26	LONGWOOD (RHLive)	W, 91-66
Sat	29	at Seton Hall (FSN/YES/MASN2)	L, 58-54

DECEMBER (3-0)

THU	4	UMBC (RHLive)	W, 83-60
-----	---	---------------	----------

20th annual BB&T Classic at Verizon Center

Sun	7	vs. Charlotte (MASN, YES, ESPN3)	W, 78-70
-----	---	----------------------------------	----------

THU	11	DEPAUL (CSN/SNY/RHLive)	W, 81-68
Sun	14	at Penn State (ESPN3)	12:00 pm

Hawaiian Airlines Diamond Head Classic

Mon	22	vs. Ohio (ESPNU)	2:30 pm
Tue	23	vs. Colorado/DePaul (ESPNU)	2:30/4:30 pm
Thu	25	vs. TBA (ESPN2/ESPNU/ESPN3)	TBA

TUE	30	VMI (RHLive)	7:00 PM
-----	----	--------------	---------

JANUARY

Sat	3	at Saint Joseph's* (CBSSN)	2:00 pm
TUE	6	SAINT LOUIS* (CBSSN)	7:00 PM
Sat	10	at La Salle* (NBCSN)	12:30 pm
THU	15	RICHMOND* (ESPNU)	7:00 PM
SAT	17	GEORGE MASON* (NBCSN)	4:30 PM
Thu	22	at Fordham* (NBCSN)	7:00 pm
SAT	24	DUQUESNE* (RHLive)	2:00 PM
Tue	27	at VCU* (CBSSN)	7:00 pm
Sat	31	at Rhode Island* (CSN/SNY)	4:00 pm

FEBRUARY

FRI	6	DAYTON* (ESPN2)	7:00 PM
Wed	11	at Duquesne* (A-10/SNY)	7:00 pm
SAT	14	VCU* (ESPN2)	2:00 PM
WED	18	DAVIDSON* (CSN/RHLive)	7:00 PM
Sat	21	at Richmond* (CBSSN)	4:00 pm
WED	25	ST. BONAVENTURE* (ASN/RHLive)	7:00 PM
Sat	28	at Davidson* (MASN2/TWNC)	7:00 pm

MARCH

Wed	4	at George Mason* (CSN/A-10/SNY)	7:00 pm
SAT	7	MASSACHUSETTS* (NBCSN)	3:30 PM

2015 Atlantic 10 Championship at Barclays Center

Wed	11	Opening Round (CSN/A-10/SNY)	TBA
Thu	12	Second Round (NBCSN)	TBA
Fri	13	Quarterfinals (NBCSN)	TBA
Sat	14	Semifinals (CBSSN)	TBA
Sun	15	Title Game (CBS)	TBA

ALL TIMES ET | * - Atlantic 10 Conference game

RHLive - GWsports.com's RaiseHigh Live Stream
BTN - Big Ten Network
FSN - Fox Sports Networks
MASN - Mid-Atlantic Sports Network
CSN - Comcast SportsNet Mid-Atlantic
ASN - American Sports Network



GW COLONIALS

2014-15 Record: 6-2, 0-0 A-10
2013-14 Record: 24-9, 11-5 A-10
Coach: Mike Lonergan
Record at GW: 53-49
Year at GW: 4th
Career record: 430-205
Lonergan vs. PSU: 0-0
Lonergan vs. Chambers: 3-2

2014-15 SEASON | GAME #9

GEORGE WASHINGTON (6-2) at PENN STATE (9-1)

SUNDAY, DECEMBER 14, 2014 | 12:00 P.M. ET

BRYCE JORDAN CENTER (15,261) | UNIVERSITY PARK, Pa.

VIDEO: ESPN3/WATCHESPN (Doug Sherman, Brian Allen)

AUDIO: FederalNewsRadio.com, 1500 AM, GW IMG Network (Byron Kerr)

STATS: GameTracker @ GWsports.com



PENN STATE NITTANY LIONS

2014-15 Record: 9-1, 0-0 Big Ten
2013-14 Record: 16-18, 6-12 B1G
Coach: Patrick Chambers
Record at PSU: 46-60
Year at PSU: 4th
Career record: 88-88
Chambers vs. GW: 1-1
Chambers vs. Lonergan: 2-3

GW PROBABLE STARTERS (based on previous game)

NO.	NAME	YR.	POS.	HT.	WT.	PPG	RPG	NOTE
11	Kethan Savage	Jr.	G	6-3	200	12.8	5.5	2nd on team 2.6apg/3rd on team 1.4spg
13	Patricio Garino	Jr.	G	6-6	208	15.1	4.6	2nd in A-10 - 2.8 spg; 1s shy of 9th at GW
21	Kevin Larsen	Jr.	F	6-10	260	10.6	6.5	T-8th in A-10 - 1.3 bpg; 14.0p, 62% FG last 3 gms
22	Joe McDonald	Jr.	G	6-1	194	10.0	6.6	A-10: 4.8 apg (3rd), 6.6 rpg (9th), 1.5 spg (T-7th)
34	John Kopriva	Sr.	F	6-8	214	6.9	3.5	9.0 ppg, 57% FG last 5 games

RESERVES

3	Paul Jorgensen	Fr.	G	6-2	183	2.5	0.6	4.0p last 3 gms; career-high 8p vs. Char
4	Anthony Swan	Fr.	G/F	6-7	190	0.6	0.9	2p vs. Longwood and UMBC
5	Nick Griffin	So.	G	6-2	176	4.9	0.8	10-22 3FG, 47.1% career 3FG
12	Yuta Watanabe	Fr.	F	6-8	193	6.6	4.1	21.0 mpg; 50% FG last 5 games
15	Darian Bryant	Fr.	G	6-4	220	2.6	1.3	7p/3r/3a/2s in 14m vs. UMBC
20	Ryan McCoy	Jr.	F	6-7	218	0.8	0.8	First points at GW with 3 vs. UMBC
45	Matt Cimino	Fr.	F	6-10	213	1.1	1.1	3rd Team All-NEPSAC Class AA
	Matt Hart	Jr.	G	6-1	182	17.9*	4.2*	*In 2 yrs. at Hamilton (D-III), will sit 2014-15
	Tyler Cavanaugh	Jr.	F	6-9	235	7.0*	3.2*	*In 2 yrs. at Wake Forest, will sit 2014-15

Rivalries Renewed as @GW_MBB Visits Penn St.

► GW men's basketball will aim for its fourth straight win overall and second over a Big Ten opponent this season when it visits Penn State.

► GW has won its last three games to improve to 4-0 at home and 5-0 inside the district so far this season. The Colonials will look to even their road record at 2-2 after opening their away slate with a victory at Big Ten newcomer Rutgers prior to losses at No. 9 Virginia and Seton Hall.

► Junior Patricio Garino continued his torrid scoring and shooting streak with 19 points on 8-of-9 shooting to lead GW to an 81-68 victory over DePaul on Thursday night. Garino leads the Colonials with 15.1 points per game and 59.5 percent shooting, including 21.0 points at 69 percent over the last three games.

► Junior Joe McDonald continues to be the only Atlantic 10 player to rank in the top 10 in the league in assists (3rd, 4.8 apg), rebounds (9th, 6.6 rpg) and steals (t-7th, 1.5 spg).

► GW and PSU share one common opponent so far this season in Charlotte, with both meetings occurring at a neutral site. The Colonials defeated the 49ers, 78-70, at the Verizon Center last Sunday, while the Nittany Lions dropped a 106-97 double-overtime decision to the 49ers on Nov. 20 en route to fifth place at the Charleston Classic.

TALE OF THE TAPE



GW	CATEGORY	PENN STATE
6-2, 0-0 A-10	Record	9-1, 0-0 Big Ten
73.9 ✓	Points Per Game	73.0
59.2 ✓	PPG Allowed	68.1
.475 ✓	FG%	.434
.401	FG% Defense	✓ .381
.325 ✓	3FG%	.322
.288 ✓	3FG% Defense	.333
.678	FT%	✓ .686
38.1	Rebounds Per Game	✓ 39.7
+6.3 ✓	Rebound Margin	-2.8
13.3 ✓	Assists Per Game	9.7
12.6 ✓	Turnovers Per Game	13.8
4.9 ✓	Blocks Per Game	4.0
7.8 ✓	Steals Per Game	5.9
45th	NCAA RPI (12/12/14)	43rd
6-4	Last 10 Games	9-1
W3	Streak	W7



2014-15 GEORGE WASHINGTON MEN'S BASKETBALL TEAM ROSTER

NO.	NAME	YR.	POS.	HT.	WT.	HOMETOWN/HIGH SCHOOL/PREVIOUS SCHOOL
3	Paul Jorgensen	Fr.	G	6-2	183	New City, N.Y./Don Bosco Prep (N.J.)
4	Anthony Swan	Fr.	G/F	6-7	190	Los Angeles, Calif./Virginia Episcopal School
5	Nick Griffin	So.	G	6-2	176	Rockville, Md./Col. Zadok Magruder
11	Kethan Savage <i>[key-thin]</i>	Jr.	G	6-3	200	Fairfax, Va./Episcopal
12	Yuta Watanabe <i>[you-tuh wah-tuh-nah-bay]</i>	Fr.	F	6-8	193	Kagawa, Japan/St. Thomas More School (Conn.)
13	Patricio Garino <i>[puh-tree-see-oh guh-ree-no]</i>	Jr.	G/F	6-6	208	Mar del Plata, Argentina/Montverde (Fla.) Academy
15	Darian Bryant	Fr.	G	6-4	220	Bowie, Md./St. John's College H.S.
20	Ryan McCoy	Jr.	F	6-7	218	Skillman, N.J./Montgomery/Manhattan
21	Kevin Larsen	Jr.	F	6-10	260	Copenhagen, Denmark/Montrose Christian (Md.)
22	Joe McDonald	Jr.	G	6-1	194	Lorton, Va./Landon School
34	John Kopriva <i>[ko-pree-vuh]</i>	Sr.	F	6-8	214	Milwaukee, Wisc./Marquette University HS
45	Matt Cimino <i>[sim-inn-oh]</i>	Fr.	F	6-10	213	Falmouth, Maine/Worcester (Mass.) Academy
*	Matt Hart	Jr.	G	6-1	182	Orchard Park, N.Y./Canisius H.S./Hamilton
*	Tyler Cavanaugh	Jr.	F	6-9	235	Syracuse, N.Y./Jamesville-DeWitt/Wake Forest

* - Will miss 2014-15 season due to NCAA transfer rules



LOCAL FLAVOR...

► With deep roots in the local D.C., Maryland and Virginia basketball scene, GW head coach **Mike Lonergan** has built a distinct DMV presence with five players with local ties on the Colonials' 2014-15 roster:

- Nick Griffin** - native of Rockville, Md. and *Washington Post* All-Met selection at Col. Zadok Magruder
- Joe McDonald** - native of Lorton, Va., and two-time *Washington Post* All-Met First Team at the Landon School in Bethesda, Md.
- Kevin Larsen** - attended Montrose Christian School in Rockville, Md.
- Kethan Savage** - native of Fairfax, Va., and two-time *Washington Post* All-Met selection Episcopal Academy in Alexandria, Va.
- Darian Bryant** - native of Bowie, Md. and *Washington Post* All-Met selection at St. John's College HS in Washington, D.C.

Since coming to Foggy Bottom in spring 2011, Coach Lonergan and his staff have attracted six *Washington Post* All-Met selections.



...INTERNATIONAL APPEAL

► A recipe for success for the GW program during five NCAA Tournament appearances in the 1990's with stars like **Yinka Dare**, **Alexander Koul** and **Yegor Mescheriakov**, and in the mid-2000's with **Pops Mensah-Bonsu**, the Colonials boast a roster with three international student-athletes:

- Patricio Garino** - Mar del Plata, Argentina
- Kevin Larsen** - Copenhagen, Denmark
- Yuta Watanabe** - Kagawa, Japan

GW has had at least two international student-athletes on its roster for 23 straight seasons.



HEAD COACH MIKE LONERGAN [lon-er-gan]

4th year at GW
22nd year overall
430-205 (.677)
Catholic '88
@MikeLonergan



Mike Lonergan is in his fourth season as head coach for men's basketball at George Washington University, leading the Colonials back to the NCAA Tournament for the first time since 2007 with a trip in the Big Dance in 2014.

He helped guide a team picked 10th in the Atlantic 10 pre-season poll to an 11-5 league mark and third in the A-10 standings, and a 24-9 overall record to tie the second-most wins in program history. For his efforts, Coach Lonergan was awarded a contract extension through the 2020-21 season.

Coach Lonergan is one of the winningest coaches in all of NCAA Division I, ranking 21st among active coaches with a .676 winning percentage (424-203) and 37th on the active victories list. He has averaged more than 20 wins per season during his 21 years as a collegiate head coach, highlighted by his 400th career victory with a thrilling 81-80 overtime win over Dayton in the 2012-13 regular-season finale.

YEAR	SCHOOL	RECORD	NOTE
1992-93	Catholic	21-6	NCAA D-III 1st Rd.
1993-94	Catholic	9-16	
1994-95	Catholic	16-10	
1995-96	Catholic	19-8	NCAA D-III 1st Rd.
1996-97	Catholic	12-13	
1997-98	Catholic	25-4	NCAA D-III Sweet 16
1998-99	Catholic	23-7	NCAA D-III Sweet 16
1999-00	Catholic	24-5	NCAA D-III Elite 8
2000-01	Catholic	28-5	NCAA D-III Champions
2001-02	Catholic	26-3	NCAA D-III Sweet 16
2002-03	Catholic	24-5	NCAA D-III 1st Rd.
2003-04	Catholic	24-6	NCAA D-III 2nd Rd.
2004-05	Maryland	19-13	Asst. Coach - NIT Semifinal
2005-06	Vermont	13-17	
2006-07	Vermont	25-8	NIT 1st Rd.
2007-08	Vermont	16-15	
2008-09	Vermont	24-9	CBI 2nd Rd.
2009-10	Vermont	25-10	NCAA 1st Rd.
2010-11	Vermont	23-9	NIT 1st Rd.
2011-12	GW	10-21	
2012-13	GW	13-17	
2013-14	GW	24-9	NCAA 2nd Rd.
2014-15	GW	6-2	
TOTAL	21 years	430-205	11 NCAA Apps., 1 Nat'l Title

Coach Lonergan has reestablished a recruiting pipeline in the fertile D.C. metro area, as well as on the international scene, both of which have paid big dividends for the Colonials during his tenure. Since arriving in Foggy Bottom in the spring of 2011, Coach Lonergan and his staff have attracted six Washington Post All-Met selections to the program, as well as five foreign-born players with international playing experience.

Born and raised in the D.C. metro area, Coach Lonergan returned to the nation's capital in May 2011 after a successful six seasons as head coach at the University of Vermont.

"The opportunity to return to my roots in the Washington, D.C., area and build a program at an exceptional school like George Washington was too good to pass up. The combination of GW's strong academics, commitment to excellence and athletics tradition make it an ideal position. I am committed to supporting and developing our student-athletes and building a program that will make GW proud," said Coach Lonergan.

Among Coach Lonergan's 21 years experience as a college head coach are 16 winning seasons, 13 NCAA Tournament victories including a NCAA Division III National Championship, 14 postseason appearances, 12 regular season conference titles, 13 years of 20 or more victories, 11 NCAA Tournament qualifications and six conference tournament championships. He was named the **2001 Division III National Coach of the Year** and **America East Coach of the Year in 2007 and 2011**. Deeply committed to academic success for student-athletes, Coach Lonergan has achieved a **100 percent graduation rate as head coach**.

Coach Lonergan came to GW after six seasons as the head coach at Vermont, where he led one of the most successful mid-major programs in the nation. Under his leadership, Vermont achieved a 126-68 overall record and 69-27 conference record, both the best in the America East Conference. Vermont captured three America East regular season championships, in 2007, 2009 and 2011, and appeared in three America East Championship games, in 2006, 2007 and 2010, winning the title in 2010. He guided the Catamounts to the 2010 NCAA Tournament and twice to the National Invitation Tournament (NIT), in 2007 and 2011. At Vermont, Coach Lonergan also served as Director of the Vermont Basketball Camp, holding two sold out sessions each summer.

Prior to his service at Vermont, Coach Lonergan served from 2004-05 as assistant coach at the University of Maryland under head men's basketball coach Gary Williams. At Maryland, he was involved in every aspect of a top Atlantic Coast Conference (ACC) program including recruiting, scouting, practice and game preparation, off season workouts and community service events. He helped lead the team to a season sweep of top ranked Duke and a semifinal appearance in the 2005 NIT.

From 1992-2004, Coach Lonergan served as head coach for The Catholic University of America's men's basketball program and associate athletic director. At Catholic, Lonergan was the winningest coach in the program's 100-year history, with an overall record of 251-88. He led the team to nine of the 13 NCAA Tournament appearances in the history of the program, including the first since 1964. Under his leadership, Catholic won the Division III national title in 2001 and Coach Lonergan was named the 2001 Division III consensus National Coach of the Year.

A native of Bowie, Md., Coach Lonergan is a 1984 graduate of Archbishop Carroll High School in Washington, DC, where he was class salutatorian. He is a 1988 graduate of Catholic University, where he was a starting point guard and captain of the men's basketball team. He also holds a Master of Science degree from American International College. Coach Lonergan and his wife Maggie have five children: Jack, Margaret, Michael Jr., Robert (Moe) and Regina.

13
20+ Win Seasons
in 21 Years
as Head Coach

21st
among active Div. I
coaches with .676
win percentage
entering 2014-15

37th
on active Div. I wins
list with 424 entering
2014-15

COACHING/SUPPORT STAFF

ASSOCIATE HEAD COACH

Hajj Turner [hahj]
Louisville '02 - 4th year at GW

ASSISTANT COACHES

Maurice Joseph
Vermont '09 - 4th year at GW

Carmen Maciariello [mass-uh-rell-oh]

Siena '01 - 1st year at GW

DIRECTOR OF OPERATIONS

Matt Lisiewski [le-shef-skee]
Florida '02 - 4th year at GW

ASST. DIRECTOR OF OPERATIONS

Jay Mann
DePaul '13 - 2nd year at GW

DIR. OF STRENGTH & CONDITIONING

Matt Johnson

ASST. AD FOR SPORTS MEDICINE

Chris Hennelly

Rivalries Renewed as GW Visits Penn State on Sunday

► Sunday will mark the 30th all-time meeting between the two programs according to GW's records. The Colonials are 11-18 against the Nittany Lions dating back to the initial meeting during the 1907-08 season. Both teams were charter members of the Atlantic 10 Conference in 1976-77 (then the Eastern Collegiate Basketball League and Eastern 8), with GW posting an 8-15 mark in 23 meetings as league rivals, culminating in an 81-75 loss to PSU in the 1991 A-10 Championship title game.

II-18 vs. PENN STATE
 H: 9-4 A: 1-12 N: 1-2 S: W1

Last Five All-Time Meetings


3/4/90 L, 83-72 N*
2/3/91 W, 83-70 H
2/18/91 L, 69-65 A
3/7/91 L, 81-75 N*
12/7/91 W, 71-57 N!

* - A-10 Championship (Palestra)
 ! - Palm Beach Classic (Fla.)

► The two teams will complete this home-and-home series in the district in 2015-16. The Nittany Lions' visit in 2015-16 would mark just the fourth Big Ten foe to visit Smith Center since opening in 1975 (Michigan State - 1984, 1986; Wisconsin - 1977).

► "Pat [Chambers] and his staff have done a great job improving the program at Penn State and we look forward to having another quality opponent from the Big Ten on our schedule for the next two years," said Coach Lonergan in the official announcement of the home-and-home series in June 2014.

► GW and PSU last met as non-conference foes in the 1991 Palm Beach (Fla.) Classic (71-57 GW), but Sunday's meeting will pit recent coaching rivals in Mike Lonergan and Patrick Chambers, who squared off five times in the America East Conference from 2009-11. Coach Lonergan took all three meetings during the 2009-10 season, including his lone America East Championship as coach at Vermont in 2010, before Coach Chambers and Boston University grabbed two wins in 2010-11.



LAST GAME: @GW_MBB Dissects DePaul in First Half for 81-68 Win

WASHINGTON (12/11/14) - GW men's basketball closed the first half with a decisive 31-10 run to build a 20-point halftime cushion and cruise to an 81-68 victory over DePaul at the Charles E. Smith Center on Thursday.

The junior trio of Patricio Garino, Kevin Larsen and Joe McDonald combined for 55 points on 22-of-32 shooting to lead GW (6-2) to its third consecutive victory overall and fourth win in as many home games this season while snapping DePaul's (6-2) four-game win streak. The Colonials have won 19 of their last 20 games at the Smith Center.

Garino went 8-of-9 from the field for 19 points and added five steals to move into 10th on GW's career steals list with 131. Larsen netted a season-high 18 points on 8-of-11 shooting and grabbed a game-high eight rebounds, while McDonald chipped 18 points and five boards.

The trio helped the Colonials shoot a season-best 57.1 percent from the floor, the highest allowed by the Blue Demons so far this season, and post commanding advantages in points in the paint (54-24), points off turnovers (21-10) and second-chance points (17-6).

GW trailed for the first time at home this year - a span of more than 125 minutes of game play - at 8-7 on the first of DePaul's eight 3-pointers 5:11 into the contest. The lead changed hands on the next four possessions with the Blue Demons grabbing a 12-11 edge at the 13:28 mark. It was all Colonials after that.

Larsen threw down a dunk on the next trip to ignite a 14-2 run for GW's first double-digit lead at 25-14. DePaul snapped a four-plus minute scoring drought to make it a nine-point game at 25-16, but McDonald answered with a three to spark a 17-6 spurt that was capped by a Garino steal and layin just before the horn to give GW a 42-22 lead at the intermission.

Junior Kethan Savage converted a three-point play to begin the second half to extend the run to 34-10 and push GW ahead 45-22. DePaul got as close as 14 only to have the margin swell to its largest of the night at 74-50 on back-to-back layups from Garino and McDonald with five minutes remaining.

The Colonials will complete the home-and-home series with the Blue Demons next season in Chicago, the program's first trip to the Windy City in more than 45 years. However, the two teams could potentially square off again in 12 days at the upcoming Diamond Head Classic in Hawai'i.

DePaul 68 • (6-2)

#	Player	FG-FGA	3-Ptr	FT-FTA	Rebounds			PF	TP	A	TO	Blk	Stl	Min	
					Off	Def	Tot								
04	HENRY, Myke	f	8-12	4-5	2-2	2	4	6	4	22	2	4	3	1	29
21	CROCKETT, Jamee	f	6-11	1-4	3-5	1	0	1	4	16	1	3	0	2	28
02	HAMILTON, Tommy	c	1-6	0-1	2-4	0	6	6	4	4	0	1	2	1	33
05	GARRETT, Billy	g	4-9	2-6	0-0	1	1	2	3	10	4	3	0	0	30
25	MCDONALD, Durrell	g	2-5	0-1	0-0	0	2	2	2	4	2	2	0	1	24
00	CURINGTON, R.J.	g	1-1	0-0	1-2	0	0	0	2	3	0	0	0	0	5
01	WOOD, Darrick	g	2-3	0-1	0-1	0	2	2	1	4	0	3	0	0	15
11	ROBINSON, Forrest	g	1-2	1-2	0-0	1	5	6	2	3	0	1	0	1	16
15	SIMPSON, Aaron	g	1-4	0-3	0-0	0	1	1	2	2	2	2	0	3	18
33	HANEL, Joe	g	0-0	0-0	0-0	0	0	0	0	0	0	0	0	0	2
Team						0	0	0							
Totals			26-53	8-23	8-14	5	21	26	24	68	11	19	5	9	200

FG % 1st Half:	9-26	34.6%	2nd half:	17-27	63.0%	Game:	26-53	49.1%	Deadball
3FG % 1st Half:	3-12	25.0%	2nd half:	5-11	45.5%	Game:	8-23	34.8%	Rebounds
FT % 1st Half:	1-4	25.0%	2nd half:	7-10	70.0%	Game:	8-14	57.1%	3

George Washington 81 • (6-2)

#	Player	FG-FGA	3-Ptr	FT-FTA	Rebounds			PF	TP	A	TO	Blk	Stl	Min	
					Off	Def	Tot								
13	GARINO, Patricio	f	8-9	0-0	3-6	0	1	1	4	19	0	1	2	5	31
21	LARSEN, Kevin	f	8-11	0-0	2-4	4	4	8	0	18	1	0	1	1	28
34	KOPRIVA, John	f	2-4	0-0	0-0	2	2	4	2	4	0	0	1	0	20
11	SAVAGE, Kethan	g	1-9	0-0	4-7	1	4	5	3	6	1	6	0	1	30
22	MCDONALD, Joe	g	6-12	1-1	5-9	2	3	5	3	18	2	5	0	2	36
03	JORGENSEN, Paul	g	1-1	0-0	0-0	0	0	0	0	2	0	1	0	0	4
04	SWAN, Anthony	g	0-0	0-0	0-0	0	1	1	0	0	0	0	0	0	3
05	GRIFFIN, Nick	g	2-3	2-3	0-0	0	1	1	2	6	1	1	0	0	11
12	WATANABE, Yuta	g	3-6	0-1	0-0	1	4	5	1	6	2	0	0	1	24
15	BRYANT, Darian	g	1-1	0-0	0-0	0	0	0	1	2	1	0	0	0	7
20	MCCOY, Ryan	g	0-0	0-0	0-1	0	2	2	0	0	0	0	0	0	4
45	CIMINO, Matt	g	0-0	0-0	0-0	0	0	0	0	0	0	0	0	0	2
Team						1	3	4							
Totals			32-56	3-5	14-27	11	25	36	16	81	8	14	4	10	200

FG % 1st Half:	18-30	60.0%	2nd half:	14-26	53.8%	Game:	32-56	57.1%	Deadball
3FG % 1st Half:	2-3	66.7%	2nd half:	1-2	50.0%	Game:	3-5	60.0%	Rebounds
FT % 1st Half:	4-7	57.1%	2nd half:	10-20	50.0%	Game:	14-27	51.9%	5

Officials: Joe Lindsay, Ed Corbett, Tony Chiazza
 Technical fouls: DePaul-None. George Washington-None.
 Attendance: 2712

Score by periods	1st	2nd	Total
DePaul	22	46	68
George Washington	42	39	81

Points	In	Off	2nd	Fast	Bench
DPU	24	10	6	8	12
GW	54	21	17	12	16

Last FG - DPU 2nd-00:10, GW 2nd-00:16.
 Largest lead - DPU by 1 1st-14:49, GW by 24 2nd-04:41.

Score tied - 2 times.
 Lead changed - 6 times.

GW'S RECORD IN 2014-15 & BEYOND...

CATEGORY	2014-15	UNDER ML
When leading at halftime	6-1	38-6
When trailing at halftime	0-1	11-41
When tied at halftime	0-0	4-2
In November	3-2	16-7
In December	3-0	12-11
In January	0-0	13-9
In February	0-0	7-15
In March	0-0	5-7
On Sunday	2-0	7-2
On Monday	0-0	1-1
On Tuesday	0-0	5-4
On Wednesday	1-0	14-13
On Thursday	2-0	3-5
On Friday	1-1	5-4
On Saturday	0-1	18-20
When GW shoots below 35%	0-1	0-13
When GW shoots between 35-40%	0-0	6-11
When GW shoots between 40-45%	2-1	11-13
When GW shoots between 45-50%	0-0	11-6
When GW shoots between 50-55%	2-0	15-4
When GW shoots between 55-60%	2-0	8-1
When GW shoots over 60%	0-0	3-0
When GW scores fewer than 60 points	0-2	3-28
When GW scores 60-69 points	0-0	12-13
When GW scores 70-79 points	2-0	23-8
When GW scores 80-89 points	2-0	9-0
When GW scores 90+ points	2-0	6-0
When GW holds opponent under 60 points	2-2	25-7
When GW allows 60+ points	4-0	28-42
In games decided by five points or less	0-1	10-13
In overtime	0-0	2-0
When outrebounding an opponent	5-1	45-19
When outrebounded by an opponent	1-1	6-27
When rebounds are equal	0-0	2-3
When leading with 5:00 left in second half	6-0	48-4
When trailing with 5:00 left in second half	0-2	4-45
When tied with 5:00 left in second half	0-0	1-10
vs. Non-Conference Opponents	6-2	29-21
vs. SWAC (Grambling State)	1-0	
vs. Big Ten (Rutgers, Penn State)	1-0	
vs. Atlantic Coast Conference (Virginia)	0-1	
vs. Big South (Longwood, VMI)	1-0	
vs. Big East (Seton Hall, DePaul)	1-1	
vs. America East (UMBC)	1-0	
vs. Conference USA (Charlotte)	1-0	
vs. Mid-American Conference (Ohio)	0-0	
At Charles E. Smith Center	4-0	31-16
On the road	1-2	14-28
At neutral site	1-0	8-5
Wearing White uniforms:	4-0	27-12
Wearing Blue uniforms:	1-1	16-30
Wearing Buff uniforms:	1-0	7-6
Wearing Gray uniforms:	0-1	3-1
vs. Top 25 ranked teams	0-1	1-9
as a Top 25 ranked team	0-0	0-0
vs. teams with winning records	2-2	25-42
vs. .500 teams	0-0	5-2
vs. teams with losing records	2-0	20-5
When GW is coming off a win	3-2	27-25
When GW is coming off a loss	2-0	23-23
Longest GW win streak	3	6
Longest GW losing streak	1	7
Largest lead	52, 1:07 2nd 92-40 vs. Grambling State (11/14/14)	
Largest deficit	17, 0:13 2nd 59-42 at #9 Virginia (11/21/14)	

Homeland Security*

► GW has trailed for all of 61 seconds through its first four home games and has trailed in just three games this season after not falling behind in its road debut at Rutgers on Nov. 16.

► As of the Dec. 12 NCAA Statistics report, GW ranks 51st nationally in scoring defense (59.3 ppg allowed) and 46th in three-point field goal defense (28.8 opponent 3FG%). The Colonials were first in the nation in three-point defense entering their Nov. 4 game versus UMBC before the Retrievers hit 6-of-7 first-half threes. GW limited UMBC to 0-for-6 behind the arc in the second half.

► *Bullet title H/T to College ChalkTalk and Campus Insiders A-10 Insider Chris DiSano (@CDiSano44)

A Record Tying Debut

► GW matched its largest-ever victory against an NCAA Division I opponent with a 92-40 rout of Grambling State in its season opener on Nov. 14.

► The Colonials' 52-point margin of victory marked its largest since a 109-57 romp over Duquesne in January 1999, and was just five points shy of the program record of 57 set against West Virginia Tech (106-49) in the 1973-74 season opener.

► Prior to tipoff, GW unveiled a new banner recognizing its 2014 NCAA Tournament appearance. Then four seconds after tipoff, junior Patricio Garino found classmate Kethan Savage for an alley-oop dunk that ignited the crowd of 3,446 and carried the Colonials to a record-tying triumph.

From Dark Horses to Top Dogs

► What a difference a season makes for the GW men's basketball program. A year ago, the Colonials were viewed as a team that was only on the cusp of competing with the incumbents in the increasingly rigorous Atlantic 10 Conference.

Now, after a 2013-14 season in which they equaled the second-most wins in program history with 24 and finished third in a league that sent six teams to the NCAA Tournament, they're projected to not only compete for the 2015 A-10 Championship, but also contend for a second straight trip to the Big Dance.

A sampling of GW's preseason predictions:

- A-10 Predicted Order of Finish - 2nd, highest since favored prior to 2005-06 season
- USA Today - 3rd in Atlantic 10, No. 35 nationally
- ESPN.com Insider - 3rd in A-10, No. 36 nationally
- Yahoo! Sports, Blue Ribbon & Sporting News - 2nd in Atlantic 10
- Lindy's - 3rd in Atlantic 10
- Athlon Sports, SI.com - 4th in Atlantic 10

Want More @GW_MBB Coverage?

► Scan the QR Code below for links to internal, local, regional and national media coverage of the GW men's basketball team in 2014-15.



OR visit
GWsports.com/2014-15-MBB-media

GW QUICK FACTS

Location Washington, D.C.
 Foggy Bottom neighborhood, 4 blocks east of White House
 Founded 1821
 Enrollment 25,000
 Nickname Colonials
 Colors Buff & Blue
 Conference Atlantic 10
 Home Court Charles E. Smith Center
 Press Row Phone 202-994-1776
 Director of Athletics Patrick Nero
 First Year of Men's Basketball 1906-07
 Overall All-Time Record . 1,269-1,090 (101st season)
 Overall A-10 Record 291-297 (39th season)
 A-10 Championship Record 22-33 (35 app.)
 NCAA Tournament Record 4-11 (11 app.)
 Postseason NIT Record 0-4 (4 app.)

RECORDS CHART WATCH

CAREER STEALS LEADERS

PLAYER	SEASONS	STEALS
1. Shawnta Rogers	1995-99	310
2. Carl Elliott	2003-07	281
3. Ellis McKennie	1987-91	191
4. Mike King	1998-01	175
5. Danilo Pinnock	2003-06	164
6. T.J. Thompson	2001-05	158
7. Lasan Kromah	2009-13	149
8. Alvin Pearsall	1990-94	140
9. Dirkk Surlis	1989-93	132
10. Patricio Garino	2012-Pres.	131

* - No GW steals records prior to 1980-81 season

CAREER ASSISTS LEADERS

PLAYER	SEASONS	ASSISTS
1. Shawnta Rogers	1995-99	634
2. Carl Elliott	2003-07	539
3. Alvin Pearsall	1990-94	497
4. Tony Taylor	2008-12	486
5. T.J. Thompson	2001-05	484
6. Mike O'Reilly	1982-86	401
7. Tom Tate	1976-79	392
8. Ellis McKennie	1987-91	367
9. John Holloran	1974-77	356
10. Pat Tallent	1973-76	315

-- Joe McDonald 2012-Pres. 265

* - No GW assist records prior to 1972-73 season

AP Top 25			
RK	TEAM	RECORD	PTS
1	Kentucky (64)	9-0	1,600
2	Duke	8-0	1,518
3	Arizona	8-0	1,486
4	Louisville	7-0	1,319
5	Wisconsin	8-1	1,316
6	Virginia	9-0	1,285
7	Villanova	8-0	1,173
8	Texas	7-1	1,155
9	Gonzaga	7-1	1,145
10	Kansas	6-1	1,083
11	Wichita St	5-1	929
12	Ohio State	6-1	808
13	Utah	6-1	717
14	Iowa State	5-1	668
15	Butler	7-1	593
16	Oklahoma	5-2	557
17	Washington	7-0	428
18	San Diego St	6-2	390
19	Maryland	8-1	370
20	Miami (FL)	8-1	359
21	North Carolina	6-2	350
22	West Virginia	8-1	313
23	Northern Iowa	8-0	232
24	St. John's	6-1	211
25	Notre Dame	8-1	200

Others receiving votes: Michigan St 120, Illinois 91, Georgetown 62, Iowa 60, Seton Hall 57, Baylor 49, TCU 45, Colorado St 28, Arkansas 22, California 19, Michigan 14, Creighton 7, Virginia Commonwealth 6, LSU 5, NC State 3, Indiana 3, Old Dominion 2, Yale 1, Dayton 1

USA Today Coaches Poll			
RK	TEAM	RECORD	PTS
1	Kentucky (30)	9-0	798
2	Duke (1)	8-0	761
3	Arizona (1)	8-0	742
4	Louisville	7-0	676
5	Virginia	9-0	654
6	Wisconsin	8-1	639
7	Villanova	8-0	606
8	Gonzaga	7-1	562
9	Texas	7-1	558
10	Kansas	6-1	515
11	Wichita St	5-1	447
12	Ohio State	6-1	400
13	Iowa State	5-1	349
14	Utah	6-1	238
15	Oklahoma	5-2	232
16	San Diego St	6-2	230
17	Washington	7-0	225
18	North Carolina	6-2	204
19	Butler	7-1	199
20	Maryland	8-1	198
21	West Virginia	8-1	168
21	Miami (FL)	8-1	168
23	Michigan St	6-3	111
24	Northern Iowa	8-0	110
25	Illinois	7-1	104

Others receiving votes: Notre Dame 91, St. John's 62, Michigan 45, Arkansas 38, Georgetown 34, Florida 31, Baylor 29, Iowa 29, Seton Hall 28, TCU 26, California 23, Creighton 12, Virginia Commonwealth 10, Nebraska 9, Colorado St 9, Louisiana Tech 8, Oklahoma St 5, NC State 5, Providence 4, Old Dominion 3, UCLA 3, LSU 1, Saint Mary's 1

GW IN THE 2014-15 RANKS

WEEK	AP	Coaches
Preseason	ARV (7pts)	ARV (1pt)
Week 2	ARV (5pts)	ARV (9pts)
Week 3	NR	ARV (3pts)
Week 4	NR	NR
Week 5	NR	NR
Week 6		
Week 7		
Week 8		
Week 9		
Week 10		
Week 11		
Week 12		
Week 13		
Week 14		
Week 15		
Week 16		
Week 17		
Week 18		

BRIEF GW RANKINGS HISTORY

1953-54: 11 weeks in AP Top 25, peak of #7, finish at #12
1955-54: 13 weeks in AP Top 25, peak of #5
1955-56: 8 weeks in AP Top 25, peak of #7
1993-94: 8 weeks in AP Top 25, peak of #21
1995-96: 1 week in AP Top 25, peak of #24
1996-97: 3 weeks in AP Top 25, peak of #24
1997-98: 3 weeks in AP Top 25, peak of #17
2004-05: 6 weeks in AP Top 25, peak of #19
2004-05: 6 weeks in Coaches Top 25, peak of #22
2005-06: 19 weeks in AP Top 25, peak of #6, finish at #14
2005-06: 20 weeks in Coaches Top 25, peak of #6, finish at #19

Something Special Happened in Foggy Bottom in 2013-14

► By several accounts, GW's 2013-14 season ranked among the best in the program's history, as well as among the best turnarounds in NCAA Division I college basketball last season. GW was also one of 55 NCAA Division programs to have both its men's and women's basketball teams reach the 20-win plateau last season.

GW'S ALL-TIME 20-WIN SEASONS

2005-06	27-3 (NCAA)
2013-14	24-9 (NCAA)
1997-98	24-9 (NCAA)
1954-55	24-6
2006-07	23-9 (NCAA)
1953-54	23-3 (NCAA)
2004-05	22-8 (NCAA)
1995-96	21-8 (NCAA)
1992-93	21-9 (NCAA Sweet 16)
1946-47	21-7
1998-99	20-9 (NCAA)
1975-76	20-7

MOST NON-CONFERENCE WINS IN GW PROGRAM HISTORY*

1954-55	14
2013-14	12
1992-93	11
1997-98	11

*With conference affiliation. GW joined Atlantic 10 in 1976, played as independent with all non-conference games from 1970-76, was member of Southern Conference from 1941-69.

BEST SMITH CENTER RECORDS & SEASON RESULTS

2005-06	15-0	27-3, NCAA
2013-14	14-1	24-9, NCAA
1998-99	12-0	20-9, NCAA
1995-96	11-0	21-8, NCAA
2006-07	12-1	23-9, NCAA
1993-94	11-1	18-12, NCAA
2003-04	11-1	18-12, NIT
1990-91	11-2	19-12, NIT
1983-84	11-2	17-12
1997-98	10-2	24-9, NCAA

NCAA'S BIGGEST MOVERS IN 2013-14

Win-Loss Differential	Total Wins
Milwaukee +11.5	Milwaukee +13
UC Santa Barbara +10.5	Old Dominion +13
Manhattan +10.5	Connecticut +12
Old Dominion +10	Siena +12
GW +9.5	SMU +12
SMU +9.5	Toledo +12
Texas A&M CC +9.5	Texas A&M CC +11
	GW +11
	Manhattan +11

(2012-13 final record vs. 2013-14 final record)

Creating a #MonumentalHomeCourtAdvantage...

► GW went 14-1 and recorded three sellouts at home at the Charles E. Smith Center in 2013-14, its debut season on one of the nation's most unique courts which features images of The White House flanked by the United States Capitol and the Washington Monument. GW is located four blocks west of the White House, seven blocks from the National Mall, home of the Washington Monument, and sends countless students and graduates to work in the halls of the U.S. Capitol. The baseline hashtag #RaiseHigh comes from the GW Fight Song, and has taken on boundless meaning for students, alumni and fans rallying around George Washington University and GW Athletics. Not only a slogan, "Raise High" permeates all facets of life for Colonials past and present - those who strive for excellence in everything they do, who want to maximize their own potential as well as that of their team.

USA TODAY Sports @USATODAYSports

ESPN @espn

You need to see the best new court design in college basketball: usat.ly/Z8yvac

Next year, GW ballers will be able to drain threes from the Capitol Building. Here's how ->

Since being installed prior to the 2013-14 athletics season, GW's teams that compete on the district-themed #MonumentalHomeCourtAdvantage have a combined .805 win percentage (62-15 across MBB, WBB, VB and GYM).

GW's Juniors Have Become Leaders

► As GW rose from conference darkhorse to national contender last season, much was discussed and written of the team's mix of proven upperclassmen and an emerging sophomore quartet. When asked to explain the critical component that was the growth of underclassmen Patricio Garino, Kevin Larsen, Joe McDonald and Kethan Savage, Head Coach Mike Lonergan often quipped that "the best thing about freshmen is that they become sophomores." Now those four sophomores are entering the final half of their collegiate careers as juniors in 2014-15, and with that they are gaining an awareness and appreciation that this team is now theirs to lead.



► **PATRICIO GARINO**

#96 on NBCSports.com's Top 100 CBB Players in 2014-15
 Preseason All-Atlantic 10 First Team
 Preseason Atlantic 10 All-Defensive Team
 ESPN.com Preseason All-Atlantic 10 First Team
 ESPN.com's 2014-15 Atlantic 10 Breakout Player
 The Sporting News Preseason All-Atlantic 10 Team
 Lindy's Sports Preseason All-Atlantic 10 First Team
 Lindy's Sports' Most Versatile Player in Atlantic 10
 2014 All-Atlantic 10 Third Team
 2014 Atlantic 10 All-Defensive Team



► **KEVIN LARSEN**

Preseason All-Atlantic 10 Second Team
 Lindy's Sports Preseason All-Atlantic 10 Third Team
 2014 Atlantic 10 Chris Daniels Most Improved Player



► **KETHAN SAVAGE**

Preseason All-Atlantic 10 Third Team
 The Sporting News' Team Difference-Maker
 SI.com Projected Top 100 Scorer in NCAA (#72)
 NBCSports.com Best of the Rest CBB Dunkers in 2014-15



► **JOE McDONALD**

Yahoo! Sports' Top Playmaker in Atlantic 10
 Lindy's Sports' Top Playmaker in Atlantic 10

GW Men's Basketball @GW_MBB · Apr 17
 ESPN Insider's Breakout Player in #A10MBB for 2014-15? #PATO!
 #RaiseHigh @patitogarino

Breakout player: Patricio Garino, George Washington Colonials

AP Photo/Gregory Payan
Larrier is the No. 43 prospect in the Class of 2014, and will make an immediate impact for the Rams.

For two years, the versatile forward was content to fill in however the team needed -- as a premier defender, as an additional ball handler, as an increasingly valuable scorer. But without Maurice Creek and Isaiah Armwood next season, the Colonials will need Garino to do all those things and more. He is capable. The 6-6 Argentinian averaged 12.1 PPG, 4.4 RPG and 1.6 SPG while knocking down 56.1 percent of his field goals. That's despite injuries that limited him for the first half of the season. Expect Garino to use more possessions next season, both as a scorer and facilitator, and for his numbers to rise correspondingly.

GW Men's Basketball @GW_MBB

.@CBSSportsNet CBB Insider
 @JonRothstein stopped by #GWU today, some of the takeaways from his visit...
 #RaiseHigh pic.twitter.com/8OmH8P2hgr

Reply Retweet Favorite More

Jon Rothstein @JonRothstein 45m
 Two GW freshmen to put in bold print? Paul Jorgensen and Darian Bryant. Both should see time off the bench in 14-15. Ready to contribute.

Jon Rothstein @JonRothstein 58m
 Palpable buzz in DC surrounding GW freshman Yuta Watanabe. 6-9 and can REALLY run the floor. Going to play major minutes for the Colonials.

Jon Rothstein @JonRothstein 1h
 GW needs quartet of McDonald/Savage/Garino/Larsen to average around 55 PPG. Averaged about 44 PPG last year. All potential All-A10 players.

Jon Rothstein @JonRothstein 1h
 Early prediction on GW starting five --- Joe McDonald, Kethan Savage, Patricio Garino, John Kopriva, Kevin Larsen....

Jon Rothstein @JonRothstein 1h
 Kethan Savage is a forgotten man in college basketball. Averaged just over 14 PPG for GW last year before a foot injury. Big time talent.

Jorgensen picked up the nickname "Prince Harry of Harlem" during a summer 2013 all-star game at NYC's famed Rucker Park, but will look to make a new name for himself at GW as the backup to incumbent point guard Joe McDonald. The 6-foot-4, 200-pound Bryant is the most physically-ready of the Colonials' five freshmen. He was one of four *Washington Post* All-Met selections on the roster of WCAC regular-season champion St. John's College High School last season.

GW Men's Basketball @GW_MBB · Jul 25
 #RaiseHigh @wacchi1013! MT
 @BenStandig: Kenner League weekend preview: #GWU's Watanabe standing out

Watanabe, a lanky, left-handed forward, is just the fourth Japanese-born student-athlete in NCAA Division I men's basketball history (Michael Takahashi - Cal State Northridge, K.J. Matsui - Columbia, Taishi Ito - Portland). He earned All-NEPSAC Class AAA First Team honors last season and is one of three current Colonials who have been part of national team systems - he played for Japan's Senior National Team at the 2013 FIBA Asia Championship.

As freshmen in 2012-13, the quartet combined for 27.6 points per game. As sophomores last season, the group provided 44.5 points per game, a 61 percent increase spearheaded by Kethan Savage, who went from 3.1 to 12.7 points per game. A similar jump as juniors would amount to 71.5 points per game among the foursome, nearly all of the Colonials' average offensive output of 73.2 in 2013-14.

John Kopriva is no stranger to starting after tipping off 18 games as a freshman in 2011-12. He closed the 2013-14 campaign with three points and four rebounds in 10 minutes against Memphis in the NCAA Tournament.

GW Men's Basketball @GW_MBB · Jul 25
 #RaiseHigh @kethansavage! RT @BenStandig: Back from injury, GW's Kethan Savage rises up in Kenner League. bit.ly/1rRL0jF #GWU

Savage was a frontrunner for the A-10 Most Improved Player award (which eventually went to teammate Kevin Larsen) last season before missing most of the final 15 games of the season due to a foot fracture. After a spring of rehab, Savage returned to action and form during this summer's Kenner League, which was ultimately won by Team Oohs & Aahs featuring classmate Patricio Garino and new teammate Tyler Cavanaugh, a transfer from Wake Forest who will sit out the 2014-15 season.

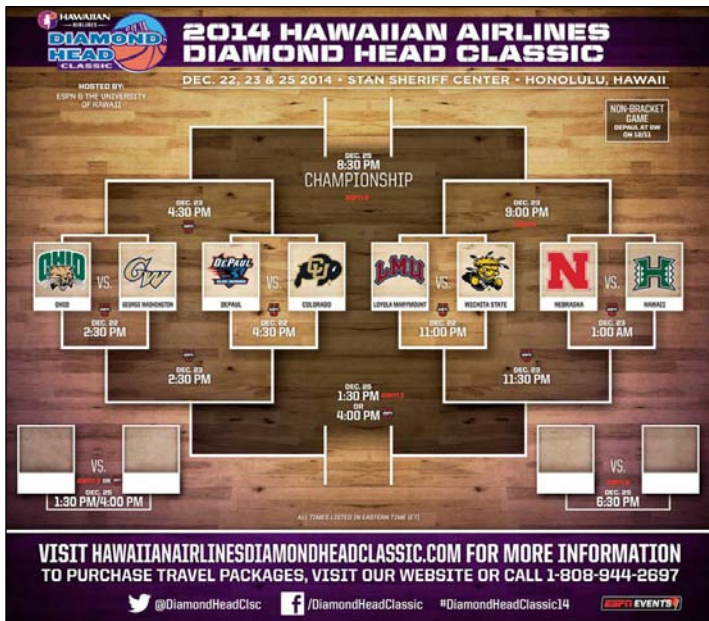
GW Stepping Up Its Schedule as It Steps Up Its Game

► GW men's basketball is set for a record total of 26 broadcasts during the 2014-15 season, including 14 nationally televised games with 11 during Atlantic 10 play and three in the ESPN-produced Diamond Head Classic. Each of GW's 31 regular-season games will be available via national TV, regional television or live video streaming.

► GW will host three games on the ESPN Networks in 2014-15, marking the program's first home ESPN broadcasts since the 2006-07 season.

► Depending on the results of the Diamond Head Classic, GW's 2014-15 schedule could feature 15 teams that participated in the 2014 postseason. The Colonials would face at least nine of those opponents away from the Charles E. Smith Center.

► GW's non-conference slate is highlighted by the start of home-and-home series against five teams from either the ACC (Virginia), Big Ten (Rutgers, Penn State) or Big East (Seton Hall, DePaul), with four of those games coming on the road in 2014-15.



In breakdown of 2014 @DiamondHeadClsc, @SethOnHoops says "Watch out for GW!" [espn.go.com/blog/collegeba ...](http://espn.go.com/blog/collegeba...) #RaiseHigh pic.twitter.com/48mZkq10KV

← Reply ↻ Retweet ★ Favorite ... More



ALOHA COLONIALS!

► For the second straight season, GW men's basketball will participate in an ESPN Events tournament, this time the 2014 Hawaiian Airlines Diamond Head Classic.

► Last season, the Colonials finished in third place at the Wooden Legacy in Southern California, knocking defending ACC champion Miami (Fla.) and upsetting No. 20/18 Creighton while holding All-American Doug McDermott to just seven points.

► The field at ESPN Events' Diamond Head Classic in Hawaii is loaded: GW is one of five teams that qualified for the postseason and finished in the RPI Top 100 in 2014 along with first-round opponent Ohio, potential second-round opponent Colorado, Nebraska and Wichita State.

Welcome to D.C., Atlantic 10 Championship >>

► The Atlantic 10 Conference announced on Sept. 4 that the 2018 men's basketball championship will take place at Verizon Center in downtown Washington, D.C., just two miles from GW's Foggy Bottom campus.

► The 2018 event will mark the first time that the country's eighth largest media market will host the A-10 Championship. The home arena for the Washington Wizards (NBA), Washington Mystics (WNBA), and Washington Capitals (NHL), Verizon Center has also hosted a number of regular-season men's college basketball events and tournaments, including the annual BB&T Classic, as well as six NCAA Men's Basketball Championship events.

► "Having grown up locally I have great memories of watching basketball games at the many venues around the city and in the area," said Head Men's Basketball Coach Mike Lonergan. "To have this opportunity to compete for a championship at Verizon Center in front of our loyal fan base, family and friends will be very special for me. I've always thought that the best high school basketball in the country is played in the DMV, so having the A-10 Championship here should aid our efforts to recruit locally and be attractive to players who can now try to win a championship at home."



2018 @atlantic10 Championship to Take Place in Washington, D.C. for First Time [gwsports.com/sports/m-baskb ...](http://gwsports.com/sports/m-baskb...) #RaiseHigh pic.twitter.com/8pkxsAsiUh

← Reply ↻ Retweet ★ Favorite ... More



GW Men's Basketball @GW_MBB · Apr 17

It's official, welcome to #GWU Matt Cimino (@cims45) & Yuta Watanabe (@wacchi1013)! [gwsports.com/sports/m-baskb ...](http://gwsports.com/sports/m-baskb...) #RaiseHigh

GW's Early Signees Finish Scholastic Seasons Strong >>

► Darian Bryant repeated on the All-Washington Catholic Athletic Conference (WCAC) Second Team after averaging 10.1 points for his St. John's College High School team that won the WCAC regular season title, peaked at No. 11 in USA Today's Super 25 rankings, and finished the season 28-6 overall.

► Paul Jorgensen enjoyed a standout senior season at Don Bosco Preparatory High School in Ramsey, N.J., leading the Ironmen to a 24-5 record and the finals of both the Bergen County Jamboree and North Jersey, Non-Public A state tournament, the latter run highlighted by a game-winning shot to send his team into the Non-Public A title game. He averaged 17.8 points and eclipsed the 1,000 career points plateau while adding 5.0 rebounds and 3.5 assists per game. Among his many honors received, Jorgensen was named the North Jersey Player of the Year and Second Team All-State by the Newark Star-Ledger.

► Anthony Swan was limited to just 14 minutes per game during his senior season yet still managed to average 8.9 points, 4.5 rebounds and 1.1 blocks for his Virginia Episcopal School (VES) team that finished 18-5 overall, won the Virginia Independent Conference (VIC) tournament and reached the VISAA Division II state semifinals. Swan turned in some standout performances late in the season, including 19 points and eight rebounds in a VIC Tournament semifinal victory, then 22 points and five 3-pointers, all in the first quarter, to help VES rout Highland Academy, 100-43, in the VISAA Division II quarterfinals.

<< Spring Signees Watanabe, Cimino to Bolster GW's Frontline

► Dubbed "the Chosen One" by The Japan Times, Yuta Watanabe (you-tuh wah-tuh-nah-bay) is set to become the third Japanese-born men's basketball student-athlete in NCAA Division I history (K.J. Matsui - Columbia, Taishi Ito - Portland). In his lone scholastic season in the United States in 2013-14, Watanabe averaged 13 points and six rebounds in helping St. Thomas More Prep (Conn.) to a 26-8 overall record and an appearance in the National Prep Championship game, during which he scored a team-high 25 points. His ever-improving play throughout the season helped him earn NEPSAC Class AAA First Team All-League accolades and he was also named to the National Prep School Invitational All-Tournament Team.

► The 138th-best recruit in the Class of 2014 according to Rivals.com, Matt Cimino (sim-inn-oh) averaged 13.8 points, 8.2 rebounds and 1.6 blocks in his final season at Worcester Academy in 2013-14 to earn NEPSAC Class AA Third Team All-League honors. He is also rated as the top 2014 recruit from the state of Maine, 25th-best recruit at the center position, and 29th-best recruit in the East according to ESPN.com.

GW Men's Basketball @GW_MBB · Apr 1

GW Men's Hoops 2014-15 Early NLI Signees Shine in Senior Seasons [gwsports.com/sports/m-baskb ...](http://gwsports.com/sports/m-baskb...) #RaiseHigh

GW Men's Basketball @GW_MBB

GW Men's Hoops Welcomes Transfer Tyler Cavanaugh [gwsports.com/sports/m-baskb ...](http://gwsports.com/sports/m-baskb...) #RaiseHigh & help us welcome @tycav34!

← Reply → Retweeted ★ Favorite ... More

<< Colonials, Coach Lonergan Land Two Transfers

► Tyler Cavanaugh, a 6-foot-9 forward from Syracuse, New York, has joined the GW men's basketball program after competing for Atlantic Coast Conference program Wake Forest for the past two seasons. Cavanaugh will sit out the 2014-15 season per NCAA requirements and have two years of eligibility remaining beginning in 2015-16.

In two seasons with Wake Forest, Cavanaugh averaged 7.0 points, 3.2 rebounds and 19.0 minutes while playing all 64 games. As a sophomore in 2013-14, he started 22 of 33 games and posted averages of 8.8 points on 42 percent shooting and 3.9 rebounds to help the Demon Deacons finish with a winning record for the first time in four seasons at 17-16. Cavanaugh reached double-figure scoring 14 times in 2013-14 highlighted by a career-high 20 points along with six rebounds in an upset of No. 4 ranked Duke on March 5, 2014.

► Cavanaugh is the second transfer to join the Colonials this offseason along with walk-on guard Matt Hart from NCAA Division III Hamilton College. Hart, a native of Orchard Park, New York who will also sit out the 2014-15 season and have two years of eligibility left beginning in 2015-16, averaged 17.9 points on 45.8 percent shooting (300-655) from the field, 4.2 rebounds, 2.0 assists and 1.1 steals in 49 games over two seasons with the Continentals. As a sophomore in 2013-14, Hart led Hamilton and the New England Small College Athletic Conference (NESCAC) and ranked 25th in Division III in scoring at 20.6 points per game to earn First Team All-NESCAC and Third Team All-Northeast Region honors from D3hoops.com.

THE LAST TIME IT HAPPENED...

— INDIVIDUAL —

—40 points by a Player
By GW: 42, SirValiant Brown vs. Siena (12/11/99)
by Opponent: unknown

—35 points by a Player
By GW: 35, SirValiant Brown at Massachusetts (2/29/00)
by Opponent: 36, Donnie Carr, La Salle (2/1/97)

—30 points by a Player
By GW: 30, Damian Hollis vs. VCU (3/16/10)
by Opponent: 34, George Beamon at Manhattan (11/16/13)

—15 rebounds by a Player
By GW: 16, Damian Hollis @ Richmond (2/28/09)
by Opponent: 24, Cameron Moore vs. UAB (12/28/11)

—10 assists by a Player
By GW: 10, Joe McDonald, at Massachusetts (1/19/13)
by Opponent: 11, Kevin Smith, @ Richmond (1/19/11)

—6 blocked shots by a Player
By GW: 7, Isaiah Armwood vs. Kansas State (12/8/12)
by Opponent: 9, C.J. Aiken @ Saint Joseph's (1/8/11)

—6 steals by a Player
By GW: 9, Lasan Kromah vs. UAB (12/28/11)
by Opponent: 7, Briante Weber at VCU (2/12/14)

—7 three-pointers by a Player
By GW: 7, (7-13) Nemanja Mikic vs. UNCW (11/29/10)
by Opponent: 7, (7-8) Brad Redford, Xavier (1/12/13)

—Consecutive FGs by a Player
By GW: 13, Rob Diggs
10-10 vs. SJU (1/30/08) and first 3 FGs @ Temple (2/3/08)
11, David Pellom
9-9 vs. James Madison (12/22/11) and first 2 FGs vs. UAB (12/28/11)

—A Player won a game on final shot
By GW: Maurice Creek vs. Maryland (12/8/13)
by Opponent: Stanley Burrell, Xavier @ GW (1/25/05)

—Triple-Double by a Player
By GW: Carl Elliott (17 pts., 12 rebs., 10 assts.)
vs. Temple (2/17/07)

by Opponent: Stephane Lasme (23 pts., 15 rebs., 11 blks.)
UMass (1/10/07)

—Two teammates scored 20+ points in a game
By GW: Patricio Garino (25), Kevin Larsen (22)
vs. VCU (1/14/14)

by Opponent: Treveon Graham (25), Melvin Johnson (21)
at VCU (2/12/14)

—Six or more teammates scored in double-figures
By GW: Isaiah Armwood (15), Patricio Garino (15),
Nemanja Mikic (14), Maurice Creek (12),
Kevin Larsen (12), Joe McDonald (12)
vs. Massachusetts (3/14/14, A-10 Championship)

by Opponent: Ramon Galloway (15), D.J. Peterson (15),
Jerrell Wright (12), Sam Mills (12),
Tyreek Duren (11), Tyrone Garland (11)
vs. La Salle (2/2/13)

—Three players record double-doubles
By GW: Omar Williams (18/10), Danilo Pinnock (15/12),
Mike Hall (15/11) @ St. Bonaventure (3/1/06)

by Opponent: unknown

— TEAM —

—Scored 100 points or more
By GW: 108, vs. Maine (11/12/13)
by Opponent: 110, vs. Providence (12/9/09)

—Scored fewer than 40 points
By GW: 38, at Saint Louis (2/13/08)
by Opponent: 38, vs. Sacred Heart (12/30/12)

—Shot better than 60% from the field
By GW: 60.3% (35-58) vs. Delaware State (11/19/13)
by Opponent: 60.9% (28-46) at La Salle (3/6/13)

—Shot under 30% from the field
By GW: 27.9% (17-61) vs. #14 Butler (2/9/13)
by Opponent: 28.3% (15-53) vs. Grambling State (11/14/14)

—35+-point victory margin
By GW: 52, vs. Grambling State, W, 92-40 (11/14/14)
by Opponent: 35, at #3 Syracuse, L, 85-50 (12/10/11)

—40+-point victory margin
By GW: 52, vs. Grambling State, W, 92-40 (11/14/14)
by Opponent: 40, at Pittsburgh, L, 96-56 (1/16/74)

—50+-point victory margin
By GW: 52, vs. Grambling State, W, 92-40 (11/14/14)

—Did not hit a three-pointer
By GW: 0-12, at Georgia (1/4/13)
by Opponent: 0-5, South Florida (11/28/00)

—Hit at least 10 three-pointers
By GW: 10-25, vs. Fordham (2/8/14)
by Opponent: 10-23, vs. #23/25 VCU (3/15/14; A-10 Championship)

—Both teams made every free throw
5-5 by GW; 9-9 by No. 23/17 Air Force (12/29/06)

—Won an overtime game
By GW: W, 71-63 (OT) vs. Miami (Fla.) (11/28/13) (Wooden Legacy; Fullerton, Calif.)

—Lost an overtime game
By GW: L, 71-59 (OT) vs. Saint Joseph's (A-10) (3/8/11)

—Won a double-overtime game
By GW: W, 84-83 (2OT) vs. Idaho (12/28/95)

—Lost a double-overtime game
By GW: L, 94-89 (2OT) vs. Rhode Island (1/25/09)

—Played a triple-overtime game
By GW: W, 74-73 (3OT) vs. Pittsburgh (1/10/76)

—Played a four-overtime game
By GW: L, 71-68 (4OT) vs. East Carolina (1/3/68)

—Defeated a Ranked opponent
By GW: W, 60-53 vs. No. 20/18 Creighton (12/1/13) (Wooden Legacy, Anaheim, Calif.)

—Defeated a Top-10 Ranked opponent
By GW: W, 96-83 vs. No. 11/9 Michigan State (12/4/04)

—Played a No. 1-Ranked opponent
By GW: L, 85-56 at No. 1 Kansas (12/11/96)

By GW: L, 83-60 at No. 2/1 UCLA (11/28/07)

—Defeated a No. 1-Ranked opponent
By GW: W, 86-76 at No. 1 Massachusetts (2/24/96)

—Won an NCAA Tournament game
By GW: W, 88-85 OT vs. UNC Wilmington (3/16/06)

—Last Atlantic 10 Conference Honors Won by GW
Team Champions (regular season): 2005-06
Tournament Champions: 2007 (3/10/07) in Atlantic City, N.J.
Player of the Year: Shawnta Rogers, 1999
Coach of the Year: Karl Hobbs, 2006
Rookie of the Year: SirValiant Brown, 2000
Most Improved Player: Kevin Larsen, 2014
Sixth Man of the Year: Maureece Rice, 2006
All-Conference 1st Team: JR Pinnock & Pops Mensah-Bonsu, 2006
All-Conference 2nd Team: Isaiah Armwood, 2014
All-Conference 3rd Team: Maurice Creek & Patricio Garino, 2014
All-Conference Honorable Mention: Damian Hollis, 2010
All-Defensive Team: Isaiah Armwood & Patricio Garino, 2014
All-Rookie Team: Lasan Kromah, 2010
All-Academic Team: Nemanja Mikic & John Kopriva, 2014
Tournament Most Outstanding Player: Maureece Rice, 2007
Player of the Week: Maurice Creek (3/10/14)
Rookie of the Week: Kevin Larsen (2/25/13)

GEORGE WASHINGTON MEN'S BASKETBALL

2005, 2007 A-10 CHAMPIONS | #6 IN NATION IN 2005-06 | 1993 NCAA SWEET 16



Official Basketball Box Score -- Game Totals -- Final Statistics
Grambling State vs George Washington
11/14/14 7:00 pm at Washington, DC (Charles E. Smith Center)



Grambling State 40 • 0-1

Table with columns: Player, FG-FGA, 3-Ptr, FT-FTA, Rebounds, PF, TP, A, TO, Blk, Stl, Min. Lists stats for players like Shine, Freeman, McElwain, etc.

FG % 1st Half: 7-27 25.9% 2nd half: 8-26 30.8% Game: 15-53 28.3%
3FG % 1st Half: 1-6 16.7% 2nd half: 1-4 25.0% Game: 2-10 20.0%
FT % 1st Half: 0-3 0.0% 2nd half: 8-13 61.5% Game: 8-16 50.0%

George Washington 92 • 1-0

Table with columns: Player, FG-FGA, 3-Ptr, FT-FTA, Rebounds, PF, TP, A, TO, Blk, Stl, Min. Lists stats for players like Larsen, Kopriva, Savage, etc.

FG % 1st Half: 17-30 56.7% 2nd half: 18-33 54.5% Game: 35-63 55.6%
3FG % 1st Half: 2-9 22.2% 2nd half: 4-11 36.4% Game: 6-20 30.0%
FT % 1st Half: 11-17 64.7% 2nd half: 5-7 71.4% Game: 16-24 66.7%

Officials: Justin Porterfield, Willie Pulliam, David Niven
Technical fouls: Grambling State-None, George Washington-None.
Attendance: 3446

Score by periods table with columns: 1st, 2nd, Total. Shows scores for Grambling State (15, 25, 40) and George Washington (47, 45, 92).

Last FG - GSUMBB 2nd-01:38, GW 2nd-01:07.
Largest lead - GSUMBB None, GW by 52 2nd-01:58.

Points, In, Off, 2nd, Fast, Bench table with columns: Points, In, Off, 2nd, Fast, Bench. Shows points for Grambling State (18) and George Washington (50).

Score tied - 1 time.
Lead changed - 0 times.

2014-15 @GW_MBB GAME NOTES

GAME #9 AT PENN STATE / DECEMBER 14, 2014



Official Basketball Box Score -- Game Totals -- Final Statistics
George Washington vs Rutgers
11/16/14 7 p.m. at The RAC (Piscataway, N.J.)



George Washington 70 • 2-0

Table with columns: Player, FG-FGA, 3-Ptr, FT-FTA, Rebounds, PF, TP, A, TO, Blk, Stl, Min. Lists stats for players like Garino, Larsen, Kopriva, etc.

FG % 1st Half: 11-33 33.3% 2nd half: 15-31 48.4% Game: 26-64 40.6%
3FG % 1st Half: 3-12 25.0% 2nd half: 3-9 33.3% Game: 6-21 28.6%
FT % 1st Half: 8-11 72.7% 2nd half: 4-6 66.7% Game: 12-17 70.6%

Rutgers 53 • 0-1

Table with columns: Player, FG-FGA, 3-Ptr, FT-FTA, Rebounds, PF, TP, A, TO, Blk, Stl, Min. Lists stats for players like ETOU, Larsen, Kopriva, etc.

FG % 1st Half: 6-29 20.7% 2nd half: 13-25 52.0% Game: 19-54 35.2%
3FG % 1st Half: 3-12 25.0% 2nd half: 1-6 16.7% Game: 4-18 22.2%
FT % 1st Half: 6-10 60.0% 2nd half: 5-8 62.5% Game: 11-18 61.1%

Officials: Ted Valentine, Pat Driscoll and Donnie Eppley
Technical fouls: George Washington-None, Rutgers-None.
Attendance: 5824

Score by periods table with columns: 1st, 2nd, Total. Shows scores for George Washington (33, 37, 70) and Rutgers (21, 32, 53).

Last FG - GW 2nd-00:22, RUTGERS 2nd-00:33.
Largest lead - GW by 22 2nd-02:56, RUTGERS None.

Points, In, Off, 2nd, Fast, Bench table with columns: Points, In, Off, 2nd, Fast, Bench. Shows points for George Washington (34) and Rutgers (28).

Score tied - 0 times.
Lead changed - 0 times.



Official Basketball Box Score -- Game Totals -- Final Statistics
George Washington vs #9 Virginia
11/21/14 7 p.m. at Charlottesville, Va. (JPJ)



George Washington 42 • 2-1

Table with columns: Player, FG-FGA, 3-Ptr, FT-FTA, Rebounds, PF, TP, A, TO, Blk, Stl, Min. Lists stats for players like Larsen, Kopriva, Savage, etc.

FG % 1st Half: 11-24 45.8% 2nd half: 5-25 20.0% Game: 16-49 32.7%
3FG % 1st Half: 3-9 33.3% 2nd half: 1-9 11.1% Game: 4-18 22.2%
FT % 1st Half: 1-2 50.0% 2nd half: 5-7 71.4% Game: 6-9 66.7%

#9 Virginia 59 • 4-0

Table with columns: Player, FG-FGA, 3-Ptr, FT-FTA, Rebounds, PF, TP, A, TO, Blk, Stl, Min. Lists stats for players like Darion Atkins, Anthony Gill, etc.

FG % 1st Half: 9-27 33.3% 2nd half: 15-30 50.0% Game: 24-57 42.1%
3FG % 1st Half: 1-6 16.7% 2nd half: 0-3 0.0% Game: 1-9 11.1%
FT % 1st Half: 3-7 42.9% 2nd half: 7-9 77.8% Game: 10-16 62.5%

Officials: Karl Hess (R), Roger Ayers, James Breeding
Technical fouls: George Washington-TEAM, #9 Virginia-None.
Attendance: 13706
GW: Team Technical on Bench at 4:32 (II)

Score by periods table with columns: 1st, 2nd, Total. Shows scores for George Washington (26, 16, 42) and #9 Virginia (22, 37, 59).

Last FG - GW 2nd-01:50, VA 2nd-00:13.
Largest lead - GW by 7 1st-04:54, VA by 17 2nd-00:13.

Points, In, Off, 2nd, Fast, Bench table with columns: Points, In, Off, 2nd, Fast, Bench. Shows points for George Washington (24) and #9 Virginia (42).

Score tied - 3 times.
Lead changed - 4 times.



Official Basketball Box Score -- Game Totals -- Final Statistics
Longwood vs George Washington
11/26/14 7:00 pm at Washington, DC: Charles E. Smith Center



Longwood 66 • 2-4

Table with columns: Player, FG-FGA, 3-Ptr, FT-FTA, Rebounds, PF, TP, A, TO, Blk, Stl, Min. Lists stats for players like Geter, Damarion, NWOGBO, etc.

FG % 1st Half: 12-29 41.4% 2nd half: 13-27 48.1% Game: 25-56 44.6%
3FG % 1st Half: 1-11 9.1% 2nd half: 4-8 50.0% Game: 5-19 26.3%
FT % 1st Half: 0-3 0.0% 2nd half: 11-16 68.8% Game: 11-19 57.9%

George Washington 91 • 3-1

Table with columns: Player, FG-FGA, 3-Ptr, FT-FTA, Rebounds, PF, TP, A, TO, Blk, Stl, Min. Lists stats for players like Larsen, Kopriva, Savage, etc.

FG % 1st Half: 12-26 46.2% 2nd half: 17-30 56.7% Game: 29-56 51.8%
3FG % 1st Half: 3-9 33.3% 2nd half: 3-6 50.0% Game: 6-15 40.0%
FT % 1st Half: 9-15 60.0% 2nd half: 18-24 75.0% Game: 27-39 69.2%

Officials: Mark Schnur, Tim Ebersole, Dan Anderson
Technical fouls: Longwood-None, George Washington-None.
Attendance: 1897
Fouled out: Geter (LU) - 2nd, 2:31

Score by periods table with columns: 1st, 2nd, Total. Shows scores for Longwood (25, 41, 66) and George Washington (36, 55, 91).

Last FG - LWU 2nd-02:20, GW 2nd-00:53.
Largest lead - LWU None, GW by 25 2nd-00:53.

Points, In, Off, 2nd, Fast, Bench table with columns: Points, In, Off, 2nd, Fast, Bench. Shows points for Longwood (38) and George Washington (40).

Score tied - 1 time.
Lead changed - 0 times.

GEORGE WASHINGTON MEN'S BASKETBALL

2005, 2007 A-10 CHAMPIONS | #6 IN NATION IN 2005-06 | 1993 NCAA SWEET 16

2014-15 @GW_MBB GAME NOTES

GAME #9 AT PENN STATE | DECEMBER 14, 2014



Official Basketball Box Score -- Game Totals -- Final Statistics
George Washington vs Seton Hall
11/29/14 4:00 PM at Newark, N.J. (Prudential Center)



George Washington 54 • 3-2

Table with columns: ## Player, Total, 3-Ptr, Rebounds, PF, TP, A, TO, Blk, Stl, Min. Includes player stats for Larsen, Kopriva, Morgan, etc.

FG % 1st Half: 8-20 40.0% 2nd half: 11-27 40.7% Game: 19-47 40.4%
3FG % 1st Half: 1-3 33.3% 2nd half: 1-5 20.0% Game: 2-8 25.0%
FT % 1st Half: 6-6 100.0% 2nd half: 8-13 61.5% Game: 14-19 73.7%

Seton Hall 58 • 5-0

Table with columns: ## Player, Total, 3-Ptr, Rebounds, PF, TP, A, TO, Blk, Stl, Min. Includes player stats for Mobley, Delgado, GIBBS, etc.

FG % 1st Half: 11-27 40.7% 2nd half: 8-22 36.4% Game: 19-49 38.8%
3FG % 1st Half: 1-6 16.7% 2nd half: 2-8 25.0% Game: 2-14 14.3%
FT % 1st Half: 2-2 100.0% 2nd half: 16-22 72.7% Game: 18-24 75.0%

Officials: Pat Driscoll, Jeff Anderson and Doug Shows
Technical fouls: George Washington-None. Seton Hall-None.
Attendance: 7774

Score by periods table with columns: 1st, 2nd, Total, Points, In, Off, 2nd, Fast, Bench.

Last FG - GW 2nd-02:06, SHU 2nd-01:50.
Largest lead - GW by 6 2nd-12:11, SHU by 6 1st-03:15.

Points, In, Off, 2nd, Fast, Bench table for Seton Hall.

Score tied - 13 times.
Lead changed - 6 times.



Official Basketball Box Score -- Game Totals -- Final Statistics
UMBC vs George Washington
12/04/14 7:00 pm at Washington, DC; Charles E. Smith Center



UMBC 60 • 0-7

Table with columns: ## Player, Total, 3-Ptr, Rebounds, PF, TP, A, TO, Blk, Stl, Min. Includes player stats for Darley, Joyce, Morgan, etc.

FG % 1st Half: 12-26 46.2% 2nd half: 9-22 40.9% Game: 21-48 43.8%
3FG % 1st Half: 6-7 85.7% 2nd half: 0-6 0.0% Game: 6-13 46.2%
FT % 1st Half: 4-5 80.0% 2nd half: 8-10 80.0% Game: 12-15 80.0%

George Washington 83 • 4-2

Table with columns: ## Player, Total, 3-Ptr, Rebounds, PF, TP, A, TO, Blk, Stl, Min. Includes player stats for Larsen, Kopriva, Morgan, etc.

FG % 1st Half: 17-29 58.6% 2nd half: 14-40 35.0% Game: 31-69 44.9%
3FG % 1st Half: 3-8 37.5% 2nd half: 2-9 22.2% Game: 5-17 29.4%
FT % 1st Half: 9-13 69.2% 2nd half: 7-9 77.8% Game: 16-22 72.7%

Officials: Ed Corbett, Matt Potter, Donnie Epley
Technical fouls: UMBC-None. George Washington-None.
Attendance: 2481

Score by periods table with columns: 1st, 2nd, Total, Points, In, Off, 2nd, Fast, Bench.

Last FG - UMBC 2nd-01:49, GW 2nd-00:26.
Largest lead - UMBC None, GW by 25 2nd-02:26.

Score tied - 1 time.
Lead changed - 0 times.



Official Basketball Box Score -- Game Totals -- Final Statistics
Charlotte vs George Washington
12/07/14 2:30 p.m. at Washington, DC - Verizon Center



Charlotte 70 • 4-4

Table with columns: ## Player, Total, 3-Ptr, Rebounds, PF, TP, A, TO, Blk, Stl, Min. Includes player stats for Clayton, Thorpe, Ogbueze, etc.

FG % 1st Half: 11-31 35.5% 2nd half: 17-40 42.5% Game: 28-71 39.4%
3FG % 1st Half: 3-8 37.5% 2nd half: 5-11 45.5% Game: 8-19 42.1%
FT % 1st Half: 3-4 75.0% 2nd half: 3-6 50.0% Game: 6-10 60.0%

George Washington 78 • 5-2

Table with columns: ## Player, Total, 3-Ptr, Rebounds, PF, TP, A, TO, Blk, Stl, Min. Includes player stats for Larsen, Kopriva, Morgan, etc.

FG % 1st Half: 14-22 63.6% 2nd half: 15-31 48.4% Game: 29-53 54.7%
3FG % 1st Half: 3-6 50.0% 2nd half: 2-4 50.0% Game: 5-10 50.0%
FT % 1st Half: 0-0 0.0% 2nd half: 15-20 75.0% Game: 15-20 75.0%

Officials: Duke Edsall, Raymie Styns, Alfred Smith
Technical fouls: Charlotte-None. George Washington-None.
Attendance: 8756

Score by periods table with columns: 1st, 2nd, Total, Points, In, Off, 2nd, Fast, Bench.

Last FG - CHA 2nd-00:08, GW 2nd-01:06.
Largest lead - CHA by 3 1st-05:27, GW by 14 2nd-04:25.

Points, In, Off, 2nd, Fast, Bench table for Charlotte.

Score tied - 6 times.
Lead changed - 5 times.



Official Basketball Box Score -- Game Totals -- Final Statistics
DePaul vs George Washington
12/11/14 7:00 pm at Washington, DC; Charles E. Smith Center



DePaul 68 • (6-2)

Table with columns: ## Player, Total, 3-Ptr, Rebounds, PF, TP, A, TO, Blk, Stl, Min. Includes player stats for Henry, Crockett, Hamilton, etc.

FG % 1st Half: 9-26 34.6% 2nd half: 17-27 63.0% Game: 26-53 49.1%
3FG % 1st Half: 3-12 25.0% 2nd half: 5-11 45.5% Game: 8-23 34.8%
FT % 1st Half: 1-4 25.0% 2nd half: 7-10 70.0% Game: 8-14 57.1%

George Washington 81 • (6-2)

Table with columns: ## Player, Total, 3-Ptr, Rebounds, PF, TP, A, TO, Blk, Stl, Min. Includes player stats for Garino, Larsen, Kopriva, etc.

FG % 1st Half: 18-30 60.0% 2nd half: 14-26 53.8% Game: 32-56 57.1%
3FG % 1st Half: 2-3 66.7% 2nd half: 1-2 50.0% Game: 3-5 60.0%
FT % 1st Half: 4-7 57.1% 2nd half: 10-20 50.0% Game: 14-27 51.9%

Officials: Joe Lindsay, Ed Corbett, Tony Chiazza
Technical fouls: DePaul-None. George Washington-None.
Attendance: 2712

Score by periods table with columns: 1st, 2nd, Total, Points, In, Off, 2nd, Fast, Bench.

Last FG - DPU 2nd-00:16, GW 2nd-00:16.
Largest lead - DPU by 1 1st-14:49, GW by 24 2nd-04:41.

Score tied - 2 times.
Lead changed - 6 times.



2014-15 GW Men's Basketball
George Washington Team High/Low Analysis (as of Dec 12, 2014)
All games



George Washington - TEAM GAME HIGHS

POINTS	92	GRAMBLING STATE (11/14/14)
	91	LONGWOOD (11/26/14)
	83	UMBC (12/04/14)
	81	DEPAUL (12/11/14)
	78	vs Charlotte (12/07/14)
FIELD GOALS MADE	35	GRAMBLING STATE (11/14/14)
	32	DEPAUL (12/11/14)
FIELD GOAL ATTEMPTS	69	UMBC (12/04/14)
	64	at Rutgers (11/16/14)
FIELD GOAL PERCENTAGE	.571 (32-56)	DEPAUL (12/11/14)
	.556 (35-63)	GRAMBLING STATE (11/14/14)
3 PT FIELD GOALS MADE	6	LONGWOOD (11/26/14)
	6	at Rutgers (11/16/14)
3 PT FG ATTEMPTS	21	GRAMBLING STATE (11/14/14)
	20	at Rutgers (11/16/14)
3 PT FG PERCENTAGE	.600 (3-5)	DEPAUL (12/11/14)
	.500 (5-10)	vs Charlotte (12/07/14)
FREE THROWS MADE	27	LONGWOOD (11/26/14)
	16	UMBC (12/04/14)
FREE THROW ATTEMPTS	39	GRAMBLING STATE (11/14/14)
	27	LONGWOOD (11/26/14)
FREE THROW PERCENTAGE	.750 (15-20)	vs Charlotte (12/07/14)
	.737 (14-19)	at Seton Hall (11/29/14)
REBOUNDS	49	GRAMBLING STATE (11/14/14)
	45	at Rutgers (11/16/14)
ASSISTS	21	LONGWOOD (11/26/14)
	18	GRAMBLING STATE (11/14/14)
STEALS	12	UMBC (12/04/14)
	10	DEPAUL (12/11/14)
	10	GRAMBLING STATE (11/14/14)
BLOCKED SHOTS	8	vs Charlotte (12/07/14)
	8	UMBC (12/04/14)
TURNOVERS	18	at Seton Hall (11/29/14)
	15	vs Charlotte (12/07/14)
FOULS	20	at Seton Hall (11/29/14)
	18	at Rutgers (11/16/14)



2014-15 GW Men's Basketball
George Washington High/Low Analysis (as of Dec 12, 2014)
All games



Opponent - GAME HIGHS

POINTS	70	vs Charlotte (12/07/14)
	68	DEPAUL (12/11/14)
	66	LONGWOOD (11/26/14)
	60	UMBC (12/04/14)
	59	at #9 Virginia (11/21/14)
FIELD GOALS MADE	28	vs Charlotte (12/07/14)
	26	DEPAUL (12/11/14)
FIELD GOAL ATTEMPTS	71	vs Charlotte (12/07/14)
	57	at #9 Virginia (11/21/14)
FIELD GOAL PERCENTAGE	.491 (26-53)	DEPAUL (12/11/14)
	.446 (25-56)	LONGWOOD (11/26/14)
3 PT FIELD GOALS MADE	8	DEPAUL (12/11/14)
	8	vs Charlotte (12/07/14)
3 PT FG ATTEMPTS	23	DEPAUL (12/11/14)
	19	vs Charlotte (12/07/14)
	19	LONGWOOD (11/26/14)
3 PT FG PERCENTAGE	.462 (6-13)	UMBC (12/04/14)
	.421 (8-19)	vs Charlotte (12/07/14)
FREE THROWS MADE	18	at Seton Hall (11/29/14)
	12	UMBC (12/04/14)
FREE THROW ATTEMPTS	24	at Seton Hall (11/29/14)
	19	LONGWOOD (11/26/14)
FREE THROW PERCENTAGE	.800 (12-15)	UMBC (12/04/14)
	.750 (18-24)	at Seton Hall (11/29/14)
REBOUNDS	41	at Seton Hall (11/29/14)
	37	vs Charlotte (12/07/14)
	37	at Rutgers (11/16/14)
ASSISTS	15	vs Charlotte (12/07/14)
	13	UMBC (12/04/14)
STEALS	10	vs Charlotte (12/07/14)
	9	DEPAUL (12/11/14)
	9	at Seton Hall (11/29/14)
BLOCKED SHOTS	9	UMBC (12/04/14)
	9	at #9 Virginia (11/21/14)
	9	at Rutgers (11/16/14)
TURNOVERS	21	UMBC (12/04/14)
	19	DEPAUL (12/11/14)
FOULS	28	LONGWOOD (11/26/14)
	24	DEPAUL (12/11/14)



2014-15 GW Men's Basketball
George Washington High/Low Analysis (as of Dec 12, 2014)
All games



George Washington - GAME LOWS

POINTS	42	at #9 Virginia (11/21/14)
	54	at Seton Hall (11/29/14)
	70	at Rutgers (11/16/14)
	78	vs Charlotte (12/07/14)
	81	DEPAUL (12/11/14)
FIELD GOALS MADE	16	at #9 Virginia (11/21/14)
	19	at Seton Hall (11/29/14)
FIELD GOAL ATTEMPTS	47	at Seton Hall (11/29/14)
	49	at #9 Virginia (11/21/14)
FIELD GOAL PERCENTAGE	.327 (16-49)	at #9 Virginia (11/21/14)
	.404 (19-47)	at Seton Hall (11/29/14)
3 PT FIELD GOALS MADE	2	at Seton Hall (11/29/14)
	3	DEPAUL (12/11/14)
3 PT FG ATTEMPTS	5	DEPAUL (12/11/14)
	8	at Seton Hall (11/29/14)
3 PT FG PERCENTAGE	.222 (4-18)	at #9 Virginia (11/21/14)
	.250 (2-8)	at Seton Hall (11/29/14)
FREE THROWS MADE	6	at #9 Virginia (11/21/14)
	12	at Rutgers (11/16/14)
FREE THROW ATTEMPTS	9	at #9 Virginia (11/21/14)
	17	at Rutgers (11/16/14)
FREE THROW PERCENTAGE	.519 (14-27)	DEPAUL (12/11/14)
	.667 (6-9)	at #9 Virginia (11/21/14)
	.667 (16-24)	GRAMBLING STATE (11/14/14)
REBOUNDS	28	at #9 Virginia (11/21/14)
	33	at Seton Hall (11/29/14)
ASSISTS	6	at #9 Virginia (11/21/14)
	7	at Seton Hall (11/29/14)
STEALS	4	at Seton Hall (11/29/14)
	5	vs Charlotte (12/07/14)
BLOCKED SHOTS	1	at Seton Hall (11/29/14)
	2	LONGWOOD (11/26/14)
TURNOVERS	9	at Rutgers (11/16/14)
	9	UMBC (12/04/14)
FOULS	13	UMBC (12/04/14)
	14	GRAMBLING STATE (11/14/14)



2014-15 GW Men's Basketball
George Washington High/Low Analysis (as of Dec 12, 2014)
All games



Opponent - GAME LOWS

POINTS	40	GRAMBLING STATE (11/14/14)
	53	at Rutgers (11/16/14)
	58	at Seton Hall (11/29/14)
	59	at #9 Virginia (11/21/14)
	60	UMBC (12/04/14)
FIELD GOALS MADE	15	GRAMBLING STATE (11/14/14)
	19	at Rutgers (11/16/14)
	19	at Seton Hall (11/29/14)
FIELD GOAL ATTEMPTS	48	UMBC (12/04/14)
	49	at Seton Hall (11/29/14)
FIELD GOAL PERCENTAGE	.283 (15-53)	GRAMBLING STATE (11/14/14)
	.352 (19-54)	at Rutgers (11/16/14)
3 PT FIELD GOALS MADE	1	at #9 Virginia (11/21/14)
	2	GRAMBLING STATE (11/14/14)
	2	at Seton Hall (11/29/14)
3 PT FG ATTEMPTS	9	at #9 Virginia (11/21/14)
	10	GRAMBLING STATE (11/14/14)
3 PT FG PERCENTAGE	.111 (1-9)	at #9 Virginia (11/21/14)
	.143 (2-14)	at Seton Hall (11/29/14)
FREE THROWS MADE	6	vs Charlotte (12/07/14)
	8	GRAMBLING STATE (11/14/14)
	8	DEPAUL (12/11/14)
FREE THROW ATTEMPTS	10	vs Charlotte (12/07/14)
	14	DEPAUL (12/11/14)
FREE THROW PERCENTAGE	.500 (8-16)	GRAMBLING STATE (11/14/14)
	.571 (8-14)	DEPAUL (12/11/14)
REBOUNDS	24	GRAMBLING STATE (11/14/14)
	24	DEPAUL (12/11/14)
ASSISTS	5	GRAMBLING STATE (11/14/14)
	9	at #9 Virginia (11/21/14)
STEALS	2	at Rutgers (11/16/14)
	4	at #9 Virginia (11/21/14)
BLOCKED SHOTS	2	LONGWOOD (11/26/14)
	3	GRAMBLING STATE (11/14/14)
TURNOVERS	8	at #9 Virginia (11/21/14)
	14	at Seton Hall (11/29/14)
	14	vs Charlotte (12/07/14)
FOULS	11	at #9 Virginia (11/21/14)
	18	at Rutgers (11/16/14)
	18	at Seton Hall (11/29/14)



#3 PAUL JORGENSEN

Fr. | Guard | 6-foot-2
New City, N.Y.
Don Bosco Prep (N.J.)
Pre-Arts and Sciences

SEASON HIGH	PAUL JORGENSEN'S	CAREER HIGH
8 vs. Charlotte (12/7/14) (2x)	Points	8 vs. Charlotte (12/7/14) (2x)
16 vs. Grambling State (11/14/14)	Minutes	16 vs. Grambling State (11/14/14)
4 vs. Grambling State (11/14/14)	FG Made	4 vs. Grambling State (11/14/14)
7 vs. Grambling State (11/14/14)	FG Attempted	7 vs. Grambling State (11/14/14)
1 vs. Charlotte (12/7/14)	3FG Made	1 vs. Charlotte (12/7/14)
3 vs. Grambling State (11/14/14)	3FG Attempted	3 vs. Grambling State (11/14/14)
3 vs. Charlotte (12/7/14)	FT Made	3 vs. Charlotte (12/7/14)
4 vs. Charlotte (12/7/14)	FT Attempted	4 vs. Charlotte (12/7/14)
2 vs. UMBC (12/4/14)	Rebounds	2 vs. UMBC (12/4/14)
3 vs. Grambling State (11/14/14)	Assists	3 vs. Grambling State (11/14/14)
	Blocks	
2 vs. Grambling State (11/14/14)	Steals	2 vs. Grambling State (11/14/14)

- ▶ As a senior at Don Bosco Prep in 2013-14, averaged 17.8 points, 5.0 rebounds and 3.5 assists while leading Ironmen to 24-5 record and finals of both the Bergen County Jamboree and North Jersey, Non-Public A state tournament, the latter run highlighted by a game-winning shot to send his team into the Non-Public A title game.
- ▶ Named 2014 North Jersey Player of the Year and Second Team All-State by Newark Star-Ledger as well as to the Bergen County All-Jamboree Team.
- ▶ Also a Second Team All-Metro pick by MSG Varsity, MVP of the NJSCA Senior North-South All-Star Game, and First Team All-Big North United Division after leading Ironmen to divisional crown.
- ▶ Participated in the prestigious Jordan Brand Classic Regional All-Star Game at Barclays Center in April 2014.
- ▶ Nicknamed the 'Prince Harry of Harlem' for his performance during the Tri-State Classic's High School Showcase in summer 2013, the 6-foot-2 guard averaged 17.6 points, seven rebounds, four assists and three steals for Don Bosco Prep as a junior in 2012-13, earning Third Team All-Bergen County honors from the Newark Star-Ledger and All Suburban honors from the Ridgewood News.
- ▶ Shined during summer 2013, helping his New Heights NYC AAU team to a title at the adidas Super 64 championship in Las Vegas and earning MVP honors of the Books and Ball Classic in New York in October.

JORGENSEN'S SEASON GAME-BY-GAME STATISTICS

Opponent	Date	gs	min	Total		3-Pointers		Free throws		Rebounds				pf	a	t/o	blk	stl	pts	avg
				fg-fga	pct	3fg-fga	pct	ft-fta	pct	off	def	tot	avg							
GRAMBLING STATE	11/14/14		16	4-7	.571	0-3	.000	0-0	.000	0	1	1	1.0	1	3	2	0	2	8	8.0
at Rutgers	11/16/14		5	0-2	.000	0-1	.000	0-0	.000	0	0	0	0.5	3	0	0	0	0	0	4.0
at #9 Virginia	11/21/14		1	0-0	.000	0-0	.000	0-0	.000	0	0	0	0.3	0	0	1	0	0	0	2.7
LONGWOOD	11/26/14		3	0-2	.000	0-1	.000	0-0	.000	0	0	0	0.3	0	1	1	0	0	0	2.0
at Seton Hall	11/29/14		4	0-0	.000	0-0	.000	0-0	.000	0	1	1	0.4	0	0	0	0	0	0	1.6
UMBC	12/04/14		10	1-4	.250	0-1	.000	0-0	.000	0	2	2	0.7	2	0	0	0	1	2	1.7
vs Charlotte	12/07/14		5	2-2	1.000	1-1	1.000	3-4	.750	0	1	1	0.7	0	0	1	0	0	8	2.6
DEPAUL	12/11/14		4	1-1	1.000	0-0	.000	0-0	.000	0	0	0	0.6	0	0	1	0	0	2	2.5
Totals		0	48	8-18	.444	1-7	.143	3-4	.750	0	5	5	0.6	6	4	6	0	3	20	2.5

Games played: 8
 Minutes/game: 6.0
 Points/game: 2.5
 FG Pct: 44.4
 3FG Pct: 14.3
 FT Pct: 75.0

Rebounds/game: 0.6
 Assists/game: 0.5
 Turnovers/game: 0.8
 Assist/turnover ratio: 0.7
 Steals/game: 0.4

JORGENSEN'S CAREER STATISTICS

Season	gp-gs	min/avg	Total		3-Point		F-Throws		Rebounds				Scoring							
			fg-fga	pct	fg-fga	pct	ft-fta	pct	off	def	tot	avg	pf	fo	ast	to	blk	stl	pts	avg
2014-15	8-0	48/6.0	8-18	.444	1-7	.143	3-4	.750	0	5	5	0.6	6	0	4	6	0	3	20	2.5
TOTAL	8-0	48/6.0	8-18	.444	1-7	.143	3-4	.750	0	5	5	0.6	6	0	4	6	0	3	20	2.5



#4 ANTHONY SWAN

Fr. | G/F | 6-foot-7

Los Angeles, Calif.

Virginia Episcopal School

Pre-Arts and Sciences

SEASON HIGH	ANTHONY SWAN'S	CAREER HIGH
2 vs. UMBC (12/4/14) (2x)	Points	2 vs. UMBC (12/4/14) (2x)
10 vs. Grambling State (11/14/14)	Minutes	10 vs. Grambling State (11/14/14)
1 vs. UMBC (12/4/14) (2x)	FG Made	1 vs. UMBC (12/4/14) (2x)
2 vs. UMBC (12/4/14) (2x)	FG Attempted	2 vs. UMBC (12/4/14) (2x)
	3FG Made	
2 vs. Grambling State (11/14/14)	3FG Attempted	2 vs. Grambling State (11/14/14)
	FT Made	
	FT Attempted	
2 vs. UMBC (12/4/14) (2x)	Rebounds	2 vs. UMBC (12/4/14) (2x)
	Assists	
	Blocks	
	Steals	

- Swan was limited to just 14 minutes per game during his senior season in 2013-14 due to injury yet still managed to average 8.9 points, 4.5 rebounds and 1.1 blocks for his Virginia Episcopal School (VES) team that finished 18-5 overall, won the Virginia Independent Conference (VIC) tournament and reached the VISAA Division II state semifinals.
- Once healthy, Swan turned in some standout performances late in the season, including 19 points and eight rebounds in a VIC Tournament semifinal victory, then 22 points and five 3-pointers, all in the first quarter, to help VES rout Highland Academy, 100-43, in the VISAA Division II quarterfinals.
- The versatile 6-foot-8 wing averaged 17 points, six rebounds, three assists and two blocks to earn First Team All-State honors and help VES to a 21-4 overall record and an appearance in the VISAA Division II state title game as a junior in 2012-13. He was also a Second Team All-State pick as a sophomore as the Bishops' reached the VISAA D-II title game in 2011-12.

SWAN'S SEASON GAME-BY-GAME STATISTICS

Opponent	Date	gs	min	Total		3-Pointers		Free throws		Rebounds				pf	a	t/o	blk	stl	pts	avg
				fg-fga	pct	3fg-fga	pct	ft-fta	pct	off	def	tot	avg							
GRAMBLING STATE	11/14/14		10	0-2	.000	0-2	.000	0-0	.000	0	0	0	0.0	2	0	0	0	0	0	0.0
at Rutgers	11/16/14		2	0-1	.000	0-1	.000	0-0	.000	0	2	2	1.0	0	0	0	0	0	0	0.0
at #9 Virginia	11/21/14		1	0-0	.000	0-0	.000	0-0	.000	0	0	0	0.7	0	0	0	0	0	0	0.0
LONGWOOD	11/26/14		2	1-1	1.000	0-0	.000	0-0	.000	0	1	1	0.8	0	0	1	0	0	2	0.5
UMBC	12/04/14		4	1-2	.500	0-1	.000	0-0	.000	0	2	2	1.0	0	0	0	0	0	2	0.8
vs Charlotte	12/07/14		1	0-0	.000	0-0	.000	0-0	.000	0	0	0	0.8	0	0	1	0	0	0	0.7
DEPAUL	12/11/14		3	0-0	.000	0-0	.000	0-0	.000	0	1	1	0.9	0	0	0	0	0	0	0.6
Totals		0	23	2-6	.333	0-4	.000	0-0	.000	0	6	6	0.9	2	0	2	0	0	4	0.6

Games played: 7
 Minutes/game: 3.3
 Points/game: 0.6
 FG Pct: 33.3
 3FG Pct: 0.0

Rebounds/game: 0.9
 Turnovers/game: 0.3

SWAN'S CAREER STATISTICS

Season	gp-gs	min/avg	Total		3-Point		F-Throws		Rebounds				Scoring							
			fg-fga	pct	fg-fga	pct	ft-fta	pct	off	def	tot	avg	pf	fo	ast	to	blk	stl	pts	avg
2014-15	7-0	23/3.3	2-6	.333	0-4	.000	0-0	.000	0	6	6	0.9	2	0	0	2	0	0	4	0.6
TOTAL	7-0	23/3.3	2-6	.333	0-4	.000	0-0	.000	0	6	6	0.9	2	0	0	2	0	0	4	0.6



#5 NICK GRIFFIN

So. | Guard | 6-foot-2
 Rockville, Md.
 Col. Zadok Magruder
 Pre-Business
 Administration

SEASON HIGH	NICK GRIFFIN'S	CAREER HIGH
11 vs. Longwood (11/26/14)	Points	14 vs. Delaware State (11/19/13)
14 vs. Longwood (11/26/14)	Minutes	.21 vs. Delaware State (11/19/13)
3 vs. Grambling State (11/14/14)	FG Made	5 vs. Delaware State (11/19/13)
6 at Rutgers (11/16/14) (2x)	FG Attempted	6 at Rutgers (11/16/14) (3x)
2 vs. DePaul (12/11/14) (4x)	3FG Made	4 vs. Delaware State (11/19/13)
4 at Rutgers (11/16/14) (2x)	3FG Attempted	4 at Rutgers (11/16/14) (3x)
5 vs. Longwood (11/26/14)	FT Made	5 vs. Longwood (11/26/14)
6 vs. Longwood (11/26/14)	FT Attempted	6 vs. Longwood (11/26/14)
3 vs. Grambling State (11/14/14)	Rebounds	3 vs. Grambling State (11/14/14) (2x)
1 vs. DePaul (12/11/14) (3x)	Assists	1 vs. DePaul (12/11/14) (3x)
1 vs. UMBC (12/4/14)	Blocks	1 vs. UMBC (12/4/14)
1 vs. Charlotte (12/7/14) (2x)	Steals	1 vs. Charlotte (12/7/14) (4x)

- ▶ As a freshman in 2013-14, averaged 1.8 points on 48 percent shooting from field (21-43) and behind the arc (14-29) in 4.8 minutes over 31 games.
- ▶ First collegiate start at Richmond (2/18/14), made 1-of-2 threes in 12 minutes of action ... Averaged 3.7 points in 9.0 minutes, 8-of-15 field goals including 6-of-11 three-pointers in six-game stretch from Feb. 1-22 ... Hit back-to-back three-pointers during stretch of four unanswered triples in first half of victory over Duquesne (2/5/14) ... Made all four 3-point attempts en route to 14 points in 21 minutes off bench in rout of Delaware State (11/19/13).
- ▶ Griffin led Col. Zadok Magruder High School in Rockville, Md., to a 24-3 overall record and a third straight Maryland 4A state final four appearance as a senior in 2013.
- ▶ He averaged a team-best 17.8 points and made 85 three pointers, the fifth-highest total in the Metro D.C. area, to earn 2013 Third Team All-Met honors from The Washington Post and a McDonald's All-America nomination.
- ▶ Griffin, who signed an NLI with GW in November 2012, was also an honorable mention All-Met selection as a junior at Magruder in 2012. He averaged 17 points and made 91 triples at a rate of 46 percent to help the Colonels to a 26-1 mark and a Maryland 4A state championship. He made 10 of his 91 three-pointers en route to a 40-point performance in a victory over Wootton in February 2012.
- ▶ Was rated the 76th-best shooting-guard prospect in the nation and third in the state of Maryland by ESPN upon completing his scholastic career in 2013.

GRIFFIN'S SEASON GAME-BY-GAME STATISTICS

Opponent	Date	gs	min	Total		3-Pointers		Free throws		Rebounds				pf	a	t/o	blk	stl	pts	avg
				fg-fga	pct	3fg-fga	pct	ft-fa	pct	off	def	tot	avg							
GRAMBLING STATE	11/14/14		9	3-6	.500	2-4	.500	0-0	.000	1	2	3	3.0	1	1	0	0	1	8	8.0
at Rutgers	11/16/14		9	2-6	.333	2-4	.500	0-0	.000	0	0	0	1.5	0	0	1	0	0	6	7.0
at #9 Virginia	11/21/14		10	1-4	.250	0-2	.000	0-0	.000	0	1	1	1.3	1	0	0	0	0	2	5.3
LONGWOOD	11/26/14		14	2-4	.500	2-3	.667	5-6	.833	0	1	1	1.3	0	0	0	0	0	11	6.8
at Seton Hall	11/29/14		13	1-4	.250	1-3	.333	0-0	.000	0	0	0	1.0	1	0	0	0	0	3	6.0
UMBC	12/04/14		8	1-3	.333	1-3	.333	0-0	.000	0	0	0	0.8	0	0	0	1	0	3	5.5
vs Charlotte	12/07/14		5	0-1	.000	0-0	.000	0-0	.000	0	0	0	0.7	1	1	1	0	1	0	4.7
DEPAUL	12/11/14		11	2-3	.667	2-3	.667	0-0	.000	0	1	1	0.8	2	1	1	0	0	6	4.9
Totals		0	79	12-31	.387	10-22	.455	5-6	.833	1	5	6	0.8	6	3	3	1	2	39	4.9

Games played: 8
 Minutes/game: 9.9
 Points/game: 4.9
 FG Pct: 38.7
 3FG Pct: 45.5
 FT Pct: 83.3

Rebounds/game: 0.8
 Assists/game: 0.4
 Turnovers/game: 0.4
 Assist/turnover ratio: 1.0
 Steals/game: 0.3
 Blocks/game: 0.1

GRIFFIN'S CAREER STATISTICS

Season	gp-gs	min/avg	Total		3-Point		F-Throws		Rebounds				Scoring							
			fg-fga	pct	fg-fga	pct	ft-fa	pct	off	def	tot	avg	pf	fo	ast	to	blk	stl	pts	avg
2013-14	31-1	150/4.8	21-43	.488	14-29	.483	0-2	.000	4	10	14	0.5	17	0	3	7	0	2	56	1.8
2014-15	8-0	79/9.9	12-31	.387	10-22	.455	5-6	.833	1	5	6	0.8	6	0	3	3	1	2	39	4.9
TOTAL	39-1	229/5.9	33-74	.446	24-51	.471	5-8	.625	5	15	20	0.5	23	0	6	10	1	4	95	2.4



#11 KETHAN SAVAGE

[key-thin]

Jr. | Guard | 6-foot-3

Fairfax, Va.

Episcopal

Sociology

SEASON HIGH	KETHAN SAVAGE'S	CAREER HIGH
19 at Seton Hall (11/29/14)	Points	22 vs. Boston University (12/11/13)
38 at Seton Hall (11/29/14)	Minutes	38 at Seton Hall (11/29/14)
6 vs. Charlotte (12/7/14) (3x)	FG Made	8 vs. Maine (11/12/13)
14 vs. Charlotte (12/7/14)	FG Attempted	14 vs. Charlotte (12/7/14) (3x)
2 vs. Charlotte (12/7/14)	3FG Made	2 vs. Charlotte (12/7/14) (3x)
3 vs. Charlotte (12/7/14) (4x)	3FG Attempted	4 at Hofstra (12/28/13)
7 at Seton Hall (11/29/14)	FT Made	12 vs. Rutgers (12/4/13)
8 at Seton Hall (11/29/14)	FT Attempted	16 vs. Rutgers (12/4/13)
11 at Rutgers (11/16/14)	Rebounds	11 at Rutgers (11/16/14)
5 vs. Grambling State (11/14/14)	Assists	5 vs. Grambling State (11/14/14) (4x)
2 at #9 Virginia (11/21/14) (2x)	Blocks	3 vs. Maine (11/12/13)
4 vs. Longwood (11/26/14)	Steals	5 vs. Radford (11/8/13)

- ▶ Recorded first collegiate double-double with 18 points and career-high 11 rebounds in 70-53 win at Rutgers (11/16/14).
- ▶ 2014-15 Preseason Atlantic 10 Third Team All-Conference selection.
- ▶ Was one of college basketball's most improved players who had breakout sophomore season cut short due to injury in 2013-14.
- ▶ Averaged 25.6 minutes over 19 games with 17 starts, tied for second on team with 12.7 points per game on 51.8 percent shooting (85-164) and added 4.3 rebounds, 2.6 assists and 1.9 steals in 2013-14. Had 10 dunks, including three appearances on NBCSports.com's #POSTERIZED series.
- ▶ Played one minute in 2014 A-10 semifinal vs. #23/25 VCU. Missed prior eight weeks with fractured fifth metatarsal in left foot, an injury sustained in win at St. Bonaventure (1/18/14). Was averaging 13.4 points on 52 percent shooting, 4.6 rebounds, 2.6 assists and 1.9 steals at time of injury.
- ▶ As a freshman in 2012-13, played in 29 of GW's 30 games, inserted into starting lineup for 16 of final 17 games of season. Averaged 3.1 points on 40.5 percent shooting (34-84), 1.7 rebounds and 11.5 minutes.
- ▶ Averaged 19.7 points, 5.8 rebounds and 4.2 assists as a senior in 2011-12 to lead Episcopal High School to a 24-4 record and an appearance in the Virginia Independent Schools Athletic Association (VISAA) state championship game.
- ▶ Was 53rd-rated shooting guard prospect in the country according to ESPN.
- ▶ Also a two-time First Team All-IAC and First Team All-VISAA honoree.
- ▶ Tallied 17.8 points, 6.5 rebounds, 3.0 assists and 2.0 steals per game for Episcopal in 2011 on his way to Second Team All-Met honors and First Team All-Virginia recognition
- ▶ The combo guard also led his squad to a 25-3 record and the 2011 Interstate Athletic Conference Championship.

SAVAGE'S SEASON GAME-BY-GAME STATISTICS


Opponent	Date	gs	min	Total		3-Pointers		Free throws		Rebounds				pf	a	t/o	blk	stl	pts	avg	
				fg-fga	pct	3fg-fga	pct	ft-fa	pct	off	def	tot	avg								
GRAMBLING STATE	11/14/14	*	24	5-9	.556	0-3	.000	2-4	.500	1	4	5	5.0	3	5	1	2	2	12	12.0	
at Rutgers	11/16/14	*	32	6-12	.500	1-2	.500	5-5	1.000	3	8	11	8.0	2	4	2	0	0	18	15.0	
at #9 Virginia	11/21/14	*	36	5-9	.556	1-3	.333	2-3	.667	1	3	4	6.7	3	0	1	2	2	13	14.3	
LONGWOOD	11/26/14	*	26	4-10	.400	0-3	.000	3-4	.750	0	3	3	5.8	4	4	3	0	4	11	13.5	
at Seton Hall	11/29/14	*	38	6-13	.462	0-1	.000	7-8	.875	1	5	6	5.8	4	1	4	0	0	19	14.6	
UMBC	12/04/14	*	27	3-9	.333	0-2	.000	2-4	.500	2	1	3	5.3	1	3	1	0	1	8	13.5	
vs Charlotte	12/07/14	*	33	6-14	.429	2-3	.667	1-1	1.000	3	4	7	5.6	2	3	3	1	1	15	13.7	
DEPAUL	12/11/14	*	30	1-9	.111	0-0	.000	4-7	.571	1	4	5	5.5	3	1	6	0	1	6	12.8	
Totals			8	246	36-85	.424	4-17	.235	26-36	.722	12	32	44	5.5	22	21	21	5	11	102	12.8

Games played: 8
 Minutes/game: 30.8
 Points/game: 12.8
 FG Pct: 42.4
 3FG Pct: 23.5
 FT Pct: 72.2

Rebounds/game: 5.5
 Assists/game: 2.6
 Turnovers/game: 2.6
 Assist/turnover ratio: 1.0
 Steals/game: 1.4
 Blocks/game: 0.6

SAVAGE'S CAREER STATISTICS

Season	gp-gs	min/avg	Total		3-Point		F-Throws		Rebounds				Scoring							
			fg-fga	pct	fg-fga	pct	ft-fa	pct	off	def	tot	avg	pf	fo	ast	to	blk	stl	pts	avg
2012-13	29-16	334/11.5	34-84	.405	4-19	.211	19-28	.679	12	37	49	1.7	35	1	16	25	7	9	91	3.1
2013-14	19-17	486/25.6	85-164	.518	6-24	.250	66-99	.667	28	54	82	4.3	44	1	49	42	12	36	242	12.7
2014-15	8-8	246/30.8	36-85	.424	4-17	.235	26-36	.722	12	32	44	5.5	22	0	21	21	5	11	102	12.8
TOTAL	56-41	1066/19.0	155-333	.465	14-60	.233	111-163	.681	52	123	175	3.1	101	2	86	88	24	56	435	7.8



#12 YUTA WATANABE
[you-tuh wah-tuh-nah-bay]

Fr. | Forward | 6-foot-8
Kagawa, Japan
St. Thomas More School (Conn.)
Pre-Arts and Sciences

SEASON HIGH	YUTA WATANABE'S	CAREER HIGH
10 at #9 Virginia (11/21/14)	Points	10 at #9 Virginia (11/21/14)
28 at #9 Virginia (11/21/14)	Minutes	28 at #9 Virginia (11/21/14)
3 vs. DePaul (12/11/14) (4x)	FG Made	3 vs. DePaul (12/11/14) (4x)
9 at #9 Virginia (11/21/14) (2x)	FG Attempted	9 at #9 Virginia (11/21/14) (2x)
2 at #9 Virginia (11/21/14) (2x)	3FG Made	2 at #9 Virginia (11/21/14) (2x)
6 at #9 Virginia (11/21/14)	3FG Attempted	6 at #9 Virginia (11/21/14)
2 vs. UMBC (12/4/14) (3x)	FT Made	2 vs. UMBC (12/4/14) (3x)
4 at Seton Hall (11/29/14)	FT Attempted	4 at Seton Hall (11/29/14)
7 vs. Grambling State (11/14/14)	Rebounds	7 vs. Grambling State (11/14/14)
2 vs. DePaul (12/11/14) (2x)	Assists	2 vs. DePaul (12/11/14) (2x)
2 vs. Charlotte (12/7/14) (2x)	Blocks	2 vs. Charlotte (12/7/14) (2x)
1 vs. DePaul (12/11/14) (4x)	Steals	1 vs. DePaul (12/11/14) (4x)

- ▶ Labeled "the Chosen One" by The Japan Times, Watanabe is the fourth Japanese-born student-athlete in NCAA Division I men's basketball history (Michael Takahashi - Cal State Northridge, K.J. Matsui - Columbia, Taishi Ito - Portland).
- ▶ In his lone scholastic season in the United States in 2013-14, Watanabe averaged 13 points and six rebounds in helping St. Thomas More School (Conn.) to a 26-8 overall record and an appearance in the National Prep Championship game, during which he scored a team-high 25 points. His ever-improving play throughout the season helped him earn NEPSAC Class AAA First Team All-League accolades and he was also named to the National Prep School Invitational All-Tournament Team.
- ▶ Before coming to the U.S., Watanabe led Jinsei Gakuen High School to second place in the 2010 and 2011 All-Japan Tournaments.
- ▶ He has already competed for the Japanese National Team - as an 18-year-old, he helped Japan to third place at the 2013 East Asian Basketball Association Championship for Men and ninth in the 2013 FIBA Asia Championship - and joins Patricio Garino and Kevin Larsen as foreign-born Colonials with experience in international competition.
- ▶ Watanabe comes from a basketball family - both of his parents played in Japan's top leagues, his mother, Kumi, also played for the Japanese Women's National Team, and his sister, Yuki, currently plays for Aishin AW of the Women's Japan Basketball League.

WATANABE'S SEASON GAME-BY-GAME STATISTICS


Opponent	Date	gs	min	Total		3-Pointers		Free throws		Rebounds				pf	a	t/o	blk	stl	pts	avg
				fg-fga	pct	3fg-fga	pct	ft-fga	pct	off	def	tot	avg							
GRAMBLING STATE	11/14/14		20	3-8	.375	1-1	1.000	1-1	1.000	3	4	7	7.0	2	0	1	1	0	8	8.0
at Rutgers	11/16/14		17	3-9	.333	2-4	.500	0-0	.000	1	1	2	4.5	2	0	0	0	1	8	8.0
at #9 Virginia	11/21/14		28	3-9	.333	2-6	.333	2-2	1.000	1	4	5	4.7	3	0	0	0	1	10	8.7
LONGWOOD	11/26/14		18	2-5	.400	1-2	.500	0-0	.000	0	4	4	4.5	1	1	2	1	0	5	7.8
at Seton Hall	11/29/14		19	1-2	.500	1-1	1.000	2-4	.500	1	1	2	4.0	2	0	0	0	0	5	7.2
UMBC	12/04/14		18	2-4	.500	1-2	.500	2-2	1.000	1	3	4	4.0	3	0	1	2	0	7	7.2
vs Charlotte	12/07/14		24	2-3	.667	0-1	.000	0-1	.000	0	4	4	4.0	2	2	1	2	1	4	6.7
DEPAUL	12/11/14		24	3-6	.500	0-1	.000	0-0	.000	1	4	5	4.1	1	2	0	0	1	6	6.6
Totals		0	168	19-46	.413	8-18	.444	7-10	.700	8	25	33	4.1	16	5	5	6	4	53	6.6

Games played: 8
 Minutes/game: 21.0
 Points/game: 6.6
 FG Pct: 41.3
 3FG Pct: 44.4
 FT Pct: 70.0

Rebounds/game: 4.1
 Assists/game: 0.6
 Turnovers/game: 0.6
 Assist/turnover ratio: 1.0
 Steals/game: 0.5
 Blocks/game: 0.8

WATANABE'S CAREER STATISTICS

Season	gp-gs	min/avg	Total		3-Point		F-Throws		Rebounds				Scoring							
			fg-fga	pct	fg-fga	pct	ft-fga	pct	off	def	tot	avg	pf	fo	ast	to	blk	stl	pts	avg
2014-15	8-0	168/21.0	19-46	.413	8-18	.444	7-10	.700	8	25	33	4.1	16	0	5	5	6	4	53	6.6
TOTAL	8-0	168/21.0	19-46	.413	8-18	.444	7-10	.700	8	25	33	4.1	16	0	5	5	6	4	53	6.6



#13 PATRICIO GARINO
[puh-tree-see-oh guh-ree-no]
Jr. | Guard/Fwd. | 6-foot-6
Mar del Plata, Argentina
Montverde (Fla.) Academy
Sport, Event, Hospitality
Management

SEASON HIGH	PATRICIO GARINO'S	CAREER HIGH
23 vs. UMBC (12/4/14)	Points	25 vs. VCU (1/14/14)
36 at Rutgers (11/16/14)	Minutes	39 at #10 Saint Louis (2/22/14)
10 vs. Charlotte (12/7/14)	FG Made	10 vs. Charlotte (12/7/14) (2x)
14 vs. Charlotte (12/7/14)	FG Attempted	17 at Bradley (12/4/12)
2 vs. Grambling State (11/14/14)	3FG Made	3 at Dayton (2/1/14)
3 at Rutgers (11/16/14) (2x)	3FG Attempted	5 at Dayton (2/1/14) (3x)
9 vs. UMBC (12/4/14)	FT Made	9 vs. UMBC (12/4/14)
11 vs. UMBC (12/4/14)	FT Attempted	11 vs. UMBC (12/4/14)
9 vs. Longwood (11/26/14)	Rebounds	9 vs. Longwood (11/26/14)
2 vs. UMBC (12/4/14) (4x)	Assists	5 vs. Massachusetts (3/14/14; A-10's) (5x)
2 vs. DePaul (12/11/14) (3x)	Blocks	3 at Manhattan (11/16/13) (2x)
5 vs. DePaul (12/11/14)	Steals	5 vs. DePaul (12/11/14) (2x)

- ▶ Named GW's Colonial of the Week, College Sports Madness A-10 and National High-Major Player of the Week, and NetScouts Basketball International Player of the Week on Dec. 8 after averaging 22.0 points on 63 percent shooting in victories over UMBC (12/4/14) and Charlotte (12/7/14).
- ▶ 2014-15 Preseason Atlantic 10 First Team All-Conference and All-Defensive Team selection. No. 96 on NBCSports.com CollegeBasketballTalk's Top 100 players of 2014-15.
- ▶ 2014 Third Team All-Atlantic 10 and All-Defensive Team selection ... 2013-14 Preseason Atlantic 10 All-Defensive Team selection.
- ▶ As a sophomore in 2013-14, made 14 starts in 26 games played, finished fourth on team and 23rd in A-10 in scoring with 12.1 points per game on team-best and league seventh-best 56.1 percent shooting (115-205) ... Third in the A-10 with 1.6 steals per game ... Third on team with 10 dunks ... Averaged team-best 14.8 points on 58.2 percent shooting (85-146) in 16 A-10 games. Reached double-digit scoring in 12 consecutive and 15-of-16 league games.
- ▶ Career-high 25 points, including 17 in second half, in victory over VCU (1/14/14) ... Scored then season-high 12 points, six rebounds against Georgia (1/3/14) with mother in attendance from Argentina ... Hampered during non-conference play by fractured finger suffered during practice in late October, reagravated injury at The Wooden Legacy and missed total of seven games.
- ▶ As a freshman in 2012-13, one of three players to start all 30 games, second on team with 2.1 assists per game, third on team with 8.8 points per game and 26.9 minutes per game. Led GW, fourth in Atlantic 10 and 21st in NCAA Division I with 2.3 steals per game. Reached double-digit scoring 11 times.
- ▶ Set new single-season program steals record for a freshman with 68, eclipsing Carl Elliott's mark of 60 in 2003-04.
- ▶ Guided Montverde Academy to a 23-4 overall record and a No. 9 ranking in the final ESPNHS Powerade Fab 50 in 2011-12. Helped the Eagles to the championship game of the prestigious ESPN National High School Invitational, scoring 20 points and grabbing seven rebounds against Nevada's Findlay Prep in the title contest.
- ▶ Competed for his native country's National Team in the 2011 U-19 World Championships, where he averaged 9.4 and 4.2 rebounds in nine games during the tournament for a team that reached the bronze medal game. International experience was highlighted by a 21-point effort for Argentina in an 81-76 victory over Croatia.
- ▶ Patricio Garino Gullotta ... Nickname is 'Pato' ... Born May 17, 1993 in Mar del Plata, Buenos Aires, Argentina ... Son of Alicia Gullotta and Oscar Garino ... Has two older sisters Lorena and Natalia ... Aspires to play professionally in the NBA or Europe and for Argentina's National Team.

GARINO'S SEASON GAME-BY-GAME STATISTICS

Opponent	Date	gs	min	Total		3-Pointers		Free throws		Rebounds				pf	a	t/o	blk	stl	pts	avg	
				fg-fga	pct	3fg-fga	pct	ft-fta	pct	off	def	tot	avg								
GRAMBLING STATE	11/14/14	*	24	8-10	.800	2-3	.667	3-3	1.000	1	2	3	3.0	1	1	2	2	4	21	21.0	
at Rutgers	11/16/14	*	36	3-9	.333	0-3	.000	4-8	.500	1	3	4	3.5	2	2	0	0	1	10	15.5	
at #9 Virginia	11/21/14	*	30	2-9	.222	0-1	.000	1-2	.500	1	3	4	3.7	3	1	2	0	2	5	12.0	
LONGWOOD	11/26/14	*	35	5-9	.556	0-1	.000	2-4	.500	3	6	9	5.0	3	2	3	0	3	12	12.0	
at Seton Hall	11/29/14	*	33	4-6	.667	0-2	.000	2-2	1.000	3	2	5	5.0	3	2	3	0	2	10	11.6	
UMBC	12/04/14	*	25	7-13	.538	0-2	.000	9-11	.818	3	4	7	5.3	1	2	2	0	4	23	13.5	
vs Charlotte	12/07/14	*	35	10-14	.714	0-2	.000	1-3	.333	1	3	4	5.1	2	1	5	2	1	21	14.6	
DEPAUL	12/11/14	*	31	8-9	.889	0-0	.000	3-6	.500	0	1	1	4.6	4	0	1	2	5	19	15.1	
Totals			8	249	47-79	.595	2-14	.143	25-39	.641	13	24	37	4.6	19	11	18	6	22	121	15.1

Games played: 8
 Minutes/game: 31.1
 Points/game: 15.1
 FG Pct: 59.5
 3FG Pct: 14.3
 FT Pct: 64.1

Rebounds/game: 4.6
 Assists/game: 1.4
 Turnovers/game: 2.3
 Assist/turnover ratio: 0.6
 Steals/game: 2.8
 Blocks/game: 0.8

GARINO'S CAREER STATISTICS

Season	gp-gs	min/avg	Total		3-Point		F-Throws		Rebounds				Scoring							
			fg-fga	pct	fg-fga	pct	ft-fta	pct	off	def	tot	avg	pf	fo	ast	to	blk	stl	pts	avg
2012-13	30-30	806/26.9	96-225	.427	16-56	.286	57-88	.648	34	67	101	3.4	91	4	62	77	13	68	265	8.8
2013-14	26-14	747/28.7	115-205	.561	12-35	.343	73-123	.593	45	69	114	4.4	64	3	51	51	22	41	315	12.1
2014-15	8-8	249/31.1	47-79	.595	2-14	.143	25-39	.641	13	24	37	4.6	19	0	11	18	6	22	121	15.1
TOTAL	64-52	1802/28.2	258-509	.507	30-105	.286	155-250	.620	92	160	252	3.9	174	7	124	146	41	131	701	11.0



#15 DARIAN BRYANT

Fr. | Guard | 6-foot-4
Bowie, Md.
St. John's College H.S.
Pre-Arts and Sciences

SEASON HIGH	DARIAN BRYANT'S	CAREER HIGH
7 vs. UMBC (12/4/14)	Points	7 vs. UMBC (12/4/14)
16 vs. Grambling State (11/14/14)	Minutes	16 vs. Grambling State (11/14/14)
3 vs. UMBC (12/4/14)	FG Made	3 vs. UMBC (12/4/14)
6 vs. UMBC (12/4/14)	FG Attempted	6 vs. UMBC (12/4/14)
1 vs. UMBC (12/4/14) (2x)	3FG Made	1 vs. UMBC (12/4/14) (2x)
1 vs. UMBC (12/4/14) (3x)	3FG Attempted	1 vs. UMBC (12/4/14) (3x)
2 vs. Longwood (11/26/14)	FT Made	2 vs. Longwood (11/26/14)
3 vs. Grambling State (11/14/14)	FT Attempted	3 vs. Grambling State (11/14/14)
3 vs. UMBC (12/4/14) (2x)	Rebounds	3 vs. UMBC (12/4/14) (2x)
3 vs. UMBC (12/4/14)	Assists	3 vs. UMBC (12/4/14)
	Blocks	
2 vs. UMBC (12/4/14)	Steals	2 vs. UMBC (12/4/14)

- Bryant repeated on the All-Washington Catholic Athletic Conference (WCAC) Second Team as a senior in 2013-14 after averaging 10.1 points for his St. John's College High School team that won the WCAC regular season title, peaked at No. 11 in USA Today's Super 25 rankings, and finished the season 28-6 overall.
- Bryant was one of four Cadets players to be recognized on the Washington Post's 2013-14 Winter All-Met team, earning honorable mention accolades. He joins GW returners Joe McDonald, Kethan Savage and Nick Griffin as Colonials to earn All-Met accolades during their local scholastic careers, and is the sixth All-Met selection to sign with GW during Coach Mike Lonergan's three-year tenure.
- Bryant earned Second Team All-Washington Catholic Athletic Conference (WCAC) honors as a junior in 2012-13, averaging 11.2 points on 47 percent shooting as he helped the Cadets reach the WCAC Championship game. It was Bryant's half-court, buzzer-beating game winner that helped St. John's edge DeMatha Catholic, 57-55, in the WCAC quarterfinals en route to the title game.

BRYANT'S SEASON GAME-BY-GAME STATISTICS

Opponent	Date	gs	min	Total		3-Pointers		Free throws		Rebounds				pf	a	t/o	blk	stl	pts	avg
				fg-fga	pct	3fg-fga	pct	ft-fga	pct	off	def	tot	avg							
GRAMBLING STATE	11/14/14		16	2-3	.667	0-0	.000	1-3	.333	2	1	3	3.0	1	0	0	0	0	5	5.0
at Rutgers	11/16/14		4	0-1	.000	0-0	.000	0-0	.000	0	1	1	2.0	1	0	1	0	0	0	2.5
at #9 Virginia	11/21/14		5	0-2	.000	0-1	.000	0-0	.000	1	0	1	1.7	0	0	0	0	0	0	1.7
LONGWOOD	11/26/14		9	1-1	1.000	1-1	1.000	2-2	1.000	0	1	1	1.5	0	1	0	0	0	5	2.5
at Seton Hall	11/29/14		7	0-1	.000	0-0	.000	0-0	.000	0	1	1	1.4	1	0	0	0	0	0	2.0
UMBC	12/04/14		14	3-6	.500	1-1	1.000	0-0	.000	1	2	3	1.7	1	3	1	0	2	7	2.8
vs Charlotte	12/07/14		8	1-1	1.000	0-0	.000	0-0	.000	0	0	0	1.4	0	0	0	0	0	2	2.7
DEPAUL	12/11/14		7	1-1	1.000	0-0	.000	0-0	.000	0	0	0	1.3	1	1	0	0	0	2	2.6
Totals		0	70	8-16	.500	2-3	.667	3-5	.600	4	6	10	1.3	5	5	2	0	2	21	2.6

Games played: 8
 Minutes/game: 8.8
 Points/game: 2.6
 FG Pct: 50.0
 3FG Pct: 66.7
 FT Pct: 60.0

Rebounds/game: 1.3
 Assists/game: 0.6
 Turnovers/game: 0.3
 Assist/turnover ratio: 2.5
 Steals/game: 0.3

BRYANT'S CAREER STATISTICS

Season	gp-gs	min/avg	Total		3-Point		F-Throws		Rebounds				Scoring							
			fg-fga	pct	fg-fga	pct	ft-fga	pct	off	def	tot	avg	pf	fo	ast	to	blk	stl	pts	avg
2014-15	8-0	70/8.8	8-16	.500	2-3	.667	3-5	.600	4	6	10	1.3	5	0	5	2	0	2	21	2.6
TOTAL	8-0	70/8.8	8-16	.500	2-3	.667	3-5	.600	4	6	10	1.3	5	0	5	2	0	2	21	2.6



#20 RYAN McCOY

Jr. | Forward | 6-foot-8
Skillman, N.J.

Montgomery/Manhattan
Business Administration

SEASON HIGH	RYAN McCOY'S	CAREER HIGH
3 vs. UMBC (12/4/14)	Points	8 at Rider (1/27/13) (2x)
6 vs. UMBC (12/4/14)	Minutes	25 at Marist (1/20/12)
1 vs. UMBC (12/4/14)	FG Made	3 at Rider (1/27/13) (2x)
1 vs. Charlotte (12/7/14) (2x)	FG Attempted	7 vs. Hofstra (11/21/12)
1 vs. UMBC (12/4/14)	3FG Made	2 at Rider (1/27/13) (2x)
1 vs. UMBC (12/4/14)	3FG Attempted	5 vs. Hofstra (11/21/12)
	FT Made	2 at Saint Peter's (2/11/12) (4x)
1 vs. DePaul (12/11/14)	FT Attempted	2 vs. GW (12/2/12) (10x)
2 vs. DePaul (12/11/14)	Rebounds	6 vs. Hofstra (11/21/12) (2x)
	Assists	4 at Canisius (1/27/12)
1 vs. UMBC (12/4/14)	Blocks	2 at Saint Peter's (1/4/13) (2x)
	Steals	2 at Saint Peter's (1/4/13)

- ▶ Sat out 2013-14 season due to NCAA transfer rules, has two years of eligibility remaining beginning with 2014-15 season.
- ▶ In two seasons at Manhattan, McCoy played in 63 games and averaged 1.3 points and 1.0 rebounds in just over nine minutes per game.
- ▶ Helped the Jaspers to 21 victories and a second round CIT appearance as a freshman in 2011-12, and a trip to the MAAC Championship title game as a sophomore in 2012-13.
- ▶ As a senior at Montgomery High School, McCoy averaged a 14-point, 10.9-rebound double-double en route to All-Somerset County First Team and Star-Ledger All-Group IV Second Team honors.
- ▶ Born August 19, 1992 ... son of Terry and Sheri McCoy ... has two older brothers, Pat and Matt.

McCOY'S SEASON GAME-BY-GAME STATISTICS

Opponent	Date	gs	min	Total		3-Pointers		Free throws		Rebounds				pf	a	t/o	blk	stl	pts	avg	
				fg-fga	pct	3fg-fga	pct	ft-fta	pct	off	def	tot	avg								
LONGWOOD	11/26/14		1	0-0	.000	0-0	.000	0-0	.000	0	0	0	0.0	0	0	0	0	0	0	0.0	
UMBC	12/04/14		6	1-1	1.000	1-1	1.000	0-0	.000	0	1	1	0.5	0	0	1	1	0	3	1.5	
vs Charlotte	12/07/14		5	0-1	.000	0-0	.000	0-0	.000	0	0	0	0.3	1	0	0	0	0	0	1.0	
DEPAUL	12/11/14		4	0-0	.000	0-0	.000	0-1	.000	0	2	2	0.8	0	0	0	0	0	0	0.8	
Totals			0	16	1-2	.500	1-1	1.000	0-1	.000	0	3	3	0.8	1	0	1	1	0	3	0.8

Games played: 4
Minutes/game: 4.0
Points/game: 0.8
FG Pct: 50.0
3FG Pct: 100.0
FT Pct: 0.0

Rebounds/game: 0.8
Turnovers/game: 0.3
Blocks/game: 0.3

McCOY'S CAREER STATISTICS

at Manhattan

Year	gp-gs	min	avg	fg	fga	pct	fg	fga	pct	ft	fta	pct	off	def	tot	avg	pf	fo	ast	t/o	blk	stl	pts	avg
2011-12	34-2	326	9.6	17	48	.354	11	29	.379	10	16	.625	11	34	45	1.3	43	0	21	30	5	9	55	1.6
2012-13	29-3	266	9.2	9	37	.243	5	23	.217	2	5	.400	5	26	31	1.1	51	2	17	25	8	9	25	0.9
TOTAL	63-5	592	9.4	26	85	.306	16	52	.308	12	21	.571	16	60	76	1.2	94	2	38	55	13	18	80	1.3

at George Washington

Season	gp-gs	min/avg	Total		3-Point		F-Throws		Rebounds				Scoring											
			fg-fga	pct	fg-fga	pct	ft-fta	pct	off	def	tot	avg	pf	fo	ast	to	blk	stl	pts	avg				
2014-15	4-0	16/4.0	1-2	.500	1-1	1.000	0-1	.000	0	3	3	0.8	1	0	0	1	1	0					3	0.8
TOTAL	4-0	16/4.0	1-2	.500	1-1	1.000	0-1	.000	0	3	3	0.8	1	0	0	1	1	0					3	0.8



#21 KEVIN LARSEN

Jr. | Forward | 6-foot-10
Copenhagen, Denmark
Montrose Christian (Md.)
Sociology

SEASON HIGH	KEVIN LARSEN'S	CAREER HIGH
18 vs. DePaul (12/11/14)	Points	22 vs. VCU (1/14/14)
37 at Rutgers (11/16/14)	Minutes	.37 at Rutgers (11/16/14)
8 vs. DePaul (12/11/14)	FG Made	9 vs. VCU (1/14/14)
12 vs. UMBC (12/4/14)	FG Attempted	16 at #10 Saint Louis (2/22/14)
1 vs. Longwood (11/26/14) (2x)	3FG Made	1 vs. Longwood (11/26/14) (2x)
2 vs. Grambling State (11/14/14)	3FG Attempted	2 vs. Grambling State (11/14/14)
6 vs. Grambling State (11/14/14)	FT Made	7 vs. Massachusetts (A-10s) (3/14/13)
6 vs. Grambling State (11/14/14)	FT Attempted	11 at Richmond (2/18/14)
9 at Rutgers (11/16/14) (2x)	Rebounds	13 at Richmond (2/18/14) (2x)
4 vs. Longwood (11/26/14)	Assists	6 vs. Saint Joseph's (3/5/14) (2x)
3 at #9 Virginia (11/21/14)	Blocks	3 at #9 Virginia (11/21/14) (2x)
1 vs. DePaul (12/11/14) (3x)	Steals	3 vs. Memphis (NCAAs) (3/21/14) (2x)

- ▶ 2014-15 Preseason Atlantic 10 Second Team All-Conference selection.
- ▶ 2014 Chris Daniels Atlantic 10 Most Improved Player ... Member of GW's Fall 2013 Athletic Academic Dean's List with 3.0+ GPA.
- ▶ As a sophomore in 2013-14, started all 33 games for GW, averaged 31.2 minutes aided by 2013 offseason training regimen that helped him shed 17 pounds and half his body fat ... Fifth on team and 28th in Atlantic 10 in scoring at 11.4 points per game, second on team and 12th in A-10 in rebounding at 6.9 boards per game, second on team and ninth in A-10 with 54.9 percent shooting (151-275) ... Second on team with 25 dunks and 23 blocks, third on team with 55 assists ... Averaged 12.3 ppg on 55.6 percent shooting (79-142) and 8.3 rpg in A-10 play. Recorded 4-of-5 double-doubles on season in A-10 play.
- ▶ Facing double-teams each time touched ball, dished out career-high tying six assists in victory over Saint Joseph's (3/5/14) ... Career-high 22 points on 9-of-11 shooting in triumph over VCU (1/14/14), had matched previous career-high of 17 points by halftime against the Rams ... Led GW with 14 points on 7-of-13 shooting, including go-ahead basket with 1:05 remaining, and six rebounds in upset win over #20/18 Creighton (12/11/13) ... Recorded first collegiate double-double with 12 points and 10 rebounds in come-from-behind victory at Manhattan (11/16/13).
- ▶ As a freshman in 2012-13, started 27 of 30 games played, averaged 8.2 points, 5.0 rebounds, 1.5 assists and 24.3 minutes. Led GW and 13th in Atlantic 10 in field goal percentage at 51.3 percent (99-193). Reached double-digit scoring 12 times, including seven times in A-10 play.
- ▶ Helped the Montrose Christian Mustangs to a 21-3 record, No. 14 national ranking in final 2011-12 ESPNHS Powerade Fab 50 poll. Averaged 8.2 ppg and 7.6 rpg as a senior.
- ▶ Montrose team reached the semifinals of the ESPN National High School Invitational where it was defeated by Montverde Academy and fellow GW signee Patricio Garino.
- ▶ Also a member of Denmark's Under-18 National Team, participated in both the 2010 and 2011 U18 European Championship Division B tournaments. He averaged 10.6 points, 5.9 rebounds and 1.9 assists in seven games at the event in 2011.

LARSEN'S SEASON GAME-BY-GAME STATISTICS


Opponent	Date	gs	min	Total		3-Pointers		Free throws		Rebounds				pf	a	t/o	blk	stl	pts	avg	
				fg-fga	pct	3fg-fga	pct	ft-fta	pct	off	def	tot	avg								
GRAMBLING STATE	11/14/14	*	26	4-8	.500	1-2	.500	6-6	1.000	2	7	9	9.0	0	3	3	0	0	15	15.0	
at Rutgers	11/16/14	*	37	3-7	.429	0-0	.000	1-2	.500	2	7	9	9.0	2	1	1	1	1	7	11.0	
at #9 Virginia	11/21/14	*	31	1-3	.333	0-0	.000	0-0	.000	0	3	3	7.0	3	1	4	3	0	2	8.0	
LONGWOOD	11/26/14	*	31	5-8	.625	1-1	1.000	5-6	.833	2	1	3	6.0	4	4	0	1	0	16	10.0	
at Seton Hall	11/29/14	*	36	1-7	.143	0-0	.000	1-3	.333	4	4	8	6.4	3	0	4	1	1	3	8.6	
UMBC	12/04/14	*	30	7-12	.583	0-0	.000	0-0	.000	4	2	6	6.3	2	3	1	1	0	14	9.5	
vs Charlotte	12/07/14	*	32	3-6	.500	0-0	.000	4-4	1.000	3	3	6	6.3	2	2	1	2	0	10	9.6	
DEPAUL	12/11/14	*	28	8-11	.727	0-0	.000	2-4	.500	4	4	8	6.5	0	1	0	1	1	18	10.6	
Totals			8	251	32-62	.516	2-3	.667	19-25	.760	21	31	52	6.5	16	15	14	10	3	85	10.6

Games played: 8
 Minutes/game: 31.4
 Points/game: 10.6
 FG Pct: 51.6
 3FG Pct: 66.7
 FT Pct: 76.0

Rebounds/game: 6.5
 Assists/game: 1.9
 Turnovers/game: 1.8
 Assist/turnover ratio: 1.1
 Steals/game: 0.4
 Blocks/game: 1.3

LARSEN'S CAREER STATISTICS

Season	gp-gs	min/avg	Total		3-Point		F-Throws		Rebounds				Scoring							
			fg-fga	pct	fg-fga	pct	ft-fta	pct	off	def	tot	avg	pf	fo	ast	to	blk	stl	pts	avg
2012-13	30-27	730/24.3	99-193	.513	0-2	.000	49-73	.671	66	85	151	5.0	46	0	44	44	15	16	247	8.2
2013-14	33-33	1031/31.2	151-275	.549	0-2	.000	75-120	.625	79	149	228	6.9	65	1	55	46	23	18	377	11.4
2014-15	8-8	251/31.4	32-62	.516	2-3	.667	19-25	.760	21	31	52	6.5	16	0	15	14	10	3	85	10.6
TOTAL	71-68	2012/28.3	282-530	.532	2-7	.286	143-218	.656	166	265	431	6.1	127	1	114	104	48	37	709	10.0



#22 JOE McDONALD

Jr. | Guard | 6-foot-1

Lorton, Va.

The Landon School

Organizational Sciences

SEASON HIGH	JOE McDONALD'S	CAREER HIGH
18 vs. DePaul (12/11/14)	Points	21 at #10 Saint Louis (2/22/14) (2x)
38 at #9 Virginia (11/21/14)	Minutes	39 at #10 Saint Louis (2/22/14)
6 vs. DePaul (12/11/14) (2x)	FG Made	7 vs. Saint Joseph's (3/5/14) (3x)
13 at Rutgers (11/16/14)	FG Attempted	16 at #10 Saint Louis (2/22/14)
1 vs. DePaul (12/11/14) (4x)	3FG Made	4 vs. Saint Joseph's (3/5/14)
5 at Rutgers (11/16/14)	3FG Attempted	7 at #10 Saint Louis (2/22/14)
6 vs. Charlotte (12/7/14)	FT Made	10 vs. Boston University (12/11/13) (2x)
9 vs. DePaul (12/11/14)	FT Attempted	13 at Massachusetts (1/19/13)
10 vs. Longwood (11/26/14)	Rebounds	10 vs. Longwood (11/26/14) (2x)
8 vs. Charlotte (12/7/14)	Assists	10 at Massachusetts (1/19/13)
	Blocks	1 vs. VCU (1/14/14) (4x)
4 vs. UMBC (12/4/14)	Steals	4 vs. UMBC (12/4/14) (5x)

- ▶ Member of GW's Spring 2013 Athletic Academic Dean's List with 3.0+ GPA.
- ▶ As a sophomore in 2013-14, started all 32 games played, averaged 29.6 minutes per game despite playing with hip injury throughout season ... Averaged 8.3 points per game, third on team with 25 three pointers (25-64, 39.1%) and 88 made free throws (88-125, 70.4%) ... Ranked fourth in the Atlantic 10 in assist-to-turnover ratio (1.9), fifth in steals (1.6 spg) and sixth in assists (4.1 apg).
- ▶ Scored 18 points and made career-high four 3-pointers in victory over Saint Joseph's (3/5/14) ... Hit career-best three 3-pointers en route to career-high tying 21 points at #10 Saint Louis (2/22/14) ... Netted 10 of 14 points over the final 7:58 in victory at Richmond (2/18/14) ... Scored all 14 of his points in second half, matched season-highs of five field goals and two 3-pointers, in victory over George Mason (1/25/14) ... Totaled 20 points and career-high tying nine rebounds, including 12 points and eight boards in second half, in 70-60 comeback win over Boston University (12/11/13) ... Scored in double figures in all three games of Wooden Legacy. Scored 10 points, including game-tying driving layup with 4.9 seconds left to force overtime and go-ahead three pointer to open overtime, in 71-63 win over Miami (Fla.).
- ▶ One of three GW players to start all 30 games in 2012-13. Averaged 7.5 pts., 3.7 rebs., 1.2 steals and team-best 3.2 assts. in 28.1 mins. Scored in double-figures eight times.
- ▶ Scored 11 of 12 points in final 11 minutes, including game-winning jumpshot with 9.3 seconds remaining, in 66-65 victory at Rhode Island (1/23/13).
- ▶ Starred at the Landon School in Bethesda, Md., where he earned First Team All-Met honors from *The Washington Post* in both 2011 and 2012. 43rd-rated point guard prospect in the nation according to ESPN, McDonald averaged 22.7 points, 10.9 rebounds, four assists, four steals and one block as a senior in 2012, highlighted by 49-point, 18-rebound effort against conference rival Episcopal. Finalist for the 2012 ESPNHS Gatorade Maryland Player of the Year award, and was a three-time First Team All-Interstate Athletic Conference (IAC) selection. Capped his scholastic career as the lone incoming 2012-13 Atlantic 10 recruit to be named PARADE All-American.
- ▶ Joined Landon School football team at wide receiver as a senior, earned honorable mention All-Met honors from *The Washington Post*.
- ▶ Joseph Nathaniel McDonald ... Born Nov. 30, 1993 in Ft. Riley, KS ... Son of Rodney and Gabriella McDonald ... Has two older sisters, Caitlin and Jasmine, who played for the Mount Olive (N.C.) College women's basketball team.

McDONALD'S SEASON GAME-BY-GAME STATISTICS

Opponent	Date	gs	min	Total		3-Pointers		Free throws		Rebounds				pf	a	t/o	blk	stl	pts	avg	
				fg-fga	pct	3fg-fga	pct	ft-fa	pct	off	def	tot	avg								
GRAMBLING STATE	11/14/14	*	23	3-5	.600	0-2	.000	2-3	.667	1	7	8	8.0	1	4	2	0	0	8	8.0	
at Rutgers	11/16/14	*	34	6-13	.462	1-5	.200	2-2	1.000	3	6	9	8.5	3	4	2	0	3	15	11.5	
at #9 Virginia	11/21/14	*	38	3-9	.333	0-3	.000	1-2	.500	2	2	4	7.0	0	4	1	0	1	7	10.0	
LONGWOOD	11/26/14	*	31	2-7	.286	0-2	.000	4-7	.571	3	7	10	7.8	1	7	3	0	0	8	9.5	
at Seton Hall	11/29/14	*	28	3-9	.333	0-1	.000	0-0	.000	2	2	4	7.0	5	4	3	0	1	6	8.8	
UMBC	12/04/14	*	30	3-8	.375	1-4	.250	0-0	.000	2	3	5	6.7	1	5	1	0	4	7	8.5	
vs Charlotte	12/07/14	*	32	2-6	.333	1-2	.500	6-7	.857	0	8	8	6.9	3	8	1	0	1	11	8.9	
DEPAUL	12/11/14	*	36	6-12	.500	1-1	1.000	5-9	.556	2	3	5	6.6	3	2	5	0	2	18	10.0	
Totals			8	252	28-69	.406	4-20	.200	20-30	.667	15	38	53	6.6	17	38	18	0	12	80	10.0

Games played: 8
 Minutes/game: 31.5
 Points/game: 10.0
 FG Pct: 40.6
 3FG Pct: 20.0
 FT Pct: 66.7

Rebounds/game: 6.6
 Assists/game: 4.8
 Turnovers/game: 2.3
 Assist/turnover ratio: 2.1
 Steals/game: 1.5

McDONALD'S CAREER STATISTICS

Season	gp-gs	min/avg	Total		3-Point		F-Throws		Rebounds				Scoring							
			fg-fga	pct	fg-fga	pct	ft-fa	pct	off	def	tot	avg	pf	fo	ast	to	blk	stl	pts	avg
2012-13	30-30	842/28.1	78-197	.396	10-33	.303	59-91	.648	26	86	112	3.7	69	2	96	89	1	37	225	7.5
2013-14	32-32	947/29.6	76-196	.388	25-64	.391	88-125	.704	48	98	146	4.6	72	2	131	70	3	50	265	8.3
2014-15	8-8	252/31.5	28-69	.406	4-20	.200	20-30	.667	15	38	53	6.6	17	1	38	18	0	12	80	10.0
TOTAL	70-70	2041/29.2	182-462	.394	39-117	.333	167-246	.679	89	222	311	4.4	158	5	265	177	4	99	570	8.1



#34 JOHN KOPRIVA

[ko-free-vuh]

Sr. | Forward | 6-foot-8
Milwaukee, Wisc.
Marquette Univ. H.S.
Chemistry

SEASON HIGH	JOHN KOPRIVA'S	CAREER HIGH
19 vs. Longwood (11/26/14)	Points	19 vs. Longwood (11/26/14)
28 vs. Longwood (11/26/14)	Minutes	28 vs. Longwood (11/26/14)
6 vs. Longwood (11/26/14)	FG Made	6 vs. Longwood (11/26/14) (2x)
8 vs. Longwood (11/26/14)	FG Attempted	8 vs. Longwood (11/26/14) (2x)
1 vs. Charlotte (12/7/14) (3x)	3FG Made	1 vs. Charlotte (12/7/14) (3x)
2 at #9 Virginia (11/21/14)	3FG Attempted	2 at #9 Virginia (11/21/14)
6 vs. Longwood (11/26/14)	FT Made	7 at Bradley (12/4/12)
9 vs. Longwood (11/26/14)	FT Attempted	9 vs. Longwood (11/26/14)
6 vs. Longwood (11/26/14)	Rebounds	8 at #3 Syracuse (12/10/11)
1 vs. Longwood (11/26/14) (3x)	Assists	2 vs. VCU (3/15/14; A-10's) (3x)
3 vs. UMBC (12/4/14)	Blocks	3 vs. UMBC (12/4/14)
1 vs. Longwood (11/26/14) (3x)	Steals	2 at George Mason (1/25/14) (2x)

- ▶ Matched career-high six field goals en route to career-best 19 points in victory over Longwood (11/26/14).
- ▶ 2014 Atlantic 10 All-Academic Team ... Voted to CoSIDA/Capital One Academic All-District 2 First Team on Jan. 30, 2014 ... Named nominee for 2013-14 NABC Allstate Good Works Team on Dec. 3 ... Member of GW's Spring and Fall 2013 Athletic Academic Dean's Lists with 3.0+ GPA, including perfect 4.0 GPA in Spring 2013 semester.
- ▶ As a junior in 2013-14, played in all 33 games for GW, averaged 1.8 points on 43.8 percent shooting (21-48) and 2.5 rebounds in 12.0 minutes per game ... Scored season-high seven points in 108-81 rout of Maine (11/12/13), grabbed season-best six rebounds in wins over George Mason (1/25/14) and Fordham (2/8/14).
- ▶ Played in 29 of 30 games as a sophomore in 2012-13 with one start, averaged 9.1 minutes, 1.8 points on 42.1 percent (16-38) shooting and 1.6 rebounds
- ▶ Member of GW's Spring and Fall 2012 Athletic Academic Dean's Lists with 3.0+ GPA.
- ▶ Averaged 2.7 points on 45 percent shooting (38-84) and 2.0 rebounds in 12.7 minutes per game as a freshman in 2011-12. Started first 17 games of collegiate career, finished with 18 starts in 31 games played as a freshman.
- ▶ Achieved perfect 4.0 grade-point average in first semester as pre-med major, member of GW's Fall 2011 Athletic Academic Dean's List
- ▶ Averaged 14 points, six rebounds and 3.5 blocks per game while shooting 58 percent as a senior at Milwaukee's Marquette University High School under coach David Cooks.
- ▶ A two-sport star at Marquette HS, Kopriva also played QB for Hilltoppers' football team. Led squad to 10-3 record - including 10-game win streak that ended in the state semis.
- ▶ Born December 9, 1992 in Milwaukee, Wisconsin ... full name is John Michael Kopriva ... son of John and Angela Kopriva ... has two younger brothers, Joe and David, and a younger sister, Katherine ... plans to attend medical school and would like to become an orthopedic surgeon ... started his own landscaping and snow removal business.

KOPRIVA'S SEASON GAME-BY-GAME STATISTICS

Opponent	Date	gs	min	Total		3-Pointers		Free throws		Rebounds				pf	a	t/o	blk	stl	pts	avg	
				fg-fga	pct	3fg-fga	pct	ft-fga	pct	off	def	tot	avg								
GRAMBLING STATE	11/14/14	*	22	0-0	.000	0-0	.000	1-4	.250	1	2	3	3.0	1	1	0	2	1	1	1.0	
at Rutgers	11/16/14	*	22	3-4	.750	0-1	.000	0-0	.000	0	2	2	2.5	3	1	2	2	1	6	3.5	
at #9 Virginia	11/21/14	*	20	1-4	.250	1-2	.500	0-0	.000	0	3	3	2.7	1	0	1	1	0	3	3.3	
LONGWOOD	11/26/14	*	28	6-8	.750	1-1	1.000	6-9	.667	3	3	6	3.5	3	1	1	0	1	19	7.3	
at Seton Hall	11/29/14	*	22	3-5	.600	0-0	.000	2-2	1.000	2	2	4	3.6	0	0	2	0	0	8	7.4	
UMBC	12/04/14	*	23	2-6	.333	0-0	.000	3-3	1.000	2	1	3	3.5	1	0	0	3	0	7	7.3	
vs Charlotte	12/07/14	*	19	3-5	.600	1-1	1.000	0-0	.000	1	2	3	3.4	2	0	0	1	0	7	7.3	
DEPAUL	12/11/14	*	20	2-4	.500	0-0	.000	0-0	.000	2	2	4	3.5	2	0	0	1	0	4	6.9	
Totals			8	176	20-36	.556	3-5	.600	12-18	.667	11	17	28	3.5	13	3	6	10	3	55	6.9

Games played: 8
Minutes/game: 22.0
Points/game: 6.9
FG Pct: 55.6
3FG Pct: 60.0
FT Pct: 66.7

Rebounds/game: 3.5
Assists/game: 0.4
Turnovers/game: 0.8
Assist/turnover ratio: 0.5
Steals/game: 0.4
Blocks/game: 1.3

KOPRIVA'S CAREER STATISTICS

Season	gp-gs	min/avg	Total		3-Point		F-Throws		Rebounds				Scoring							
			fg-fga	pct	fg-fga	pct	ft-fga	pct	off	def	tot	avg	pf	fo	ast	to	blk	stl	pts	avg
2011-12	31-18	395/12.7	38-84	.452	0-0	.000	8-21	.381	19	42	61	2.0	43	0	10	16	8	10	84	2.7
2012-13	29-1	264/9.1	16-38	.421	0-0	.000	20-34	.588	13	33	46	1.6	39	0	7	11	7	8	52	1.8
2013-14	33-0	395/12.0	21-48	.438	0-0	.000	16-31	.516	29	53	82	2.5	54	0	13	21	10	12	58	1.8
2014-15	8-8	176/22.0	20-36	.556	3-5	.600	12-18	.667	11	17	28	3.5	13	0	3	6	10	3	55	6.9
TOTAL	101-27	1230/12.2	95-206	.461	3-5	.600	56-104	.538	72	145	217	2.1	149	0	33	54	35	33	249	2.5



#45 MATT CIMINO

[sim-inn-oh]

Fr. | Forward | 6-foot-10

Falmouth, Maine

Worcester (Mass.) Academy

Pre-Business Administration

SEASON HIGH	MATT CIMINO'S	CAREER HIGH
6 vs. Grambling State (11/14/14)	Points	6 vs. Grambling State (11/14/14)
10 vs. Grambling State (11/14/14)	Minutes	10 vs. Grambling State (11/14/14)
3 vs. Grambling State (11/14/14)	FG Made	3 vs. Grambling State (11/14/14)
5 vs. Grambling State (11/14/14)	FG Attempted	5 vs. Grambling State (11/14/14)
	3FG Made	
	3FG Attempted	
	FT Made	
2 vs. UMBC (12/4/14)	FT Attempted	2 vs. UMBC (12/4/14)
5 vs. Grambling State (11/14/14)	Rebounds	5 vs. Grambling State (11/14/14)
1 vs. UMBC (12/4/14)	Assists	1 vs. UMBC (12/4/14)
	Blocks	
	Steals	

- ▶ The 138th-best recruit in the Class of 2014 according to Rivals.com, Cimino averaged 13.8 points, 8.2 rebounds and 1.6 blocks in his final season at Worcester Academy in 2013-14 to earn NEPSAC Class AA Third Team All-League honors.
- ▶ He was also rated as the top 2014 recruit from the state of Maine, 25th-best recruit at the center position, and 29th-best recruit in the East according to ESPN.com.
- ▶ Cimino played the last three seasons with the Hilltoppers after beginning his scholastic career with two seasons at Cheverus High School in his native Maine, helping the Stags to a Class A state title in 2010 and title game appearance in 2011.
- ▶ He is set to be the youngest of three siblings to compete in the NCAA basketball ranks - elder sister, Ashley, was part of four Final Four teams with Stanford women's basketball from 2007-11, and older sister, Caitlin, recently completed her senior season at Connecticut College in 2013-14.

CIMINO'S SEASON GAME-BY-GAME STATISTICS


Opponent	Date	gs	min	Total		3-Pointers		Free throws		Rebounds				pf	a	t/o	blk	stl	pts	avg
				fg-fga	pct	3fg-fga	pct	ft-fga	pct	off	def	tot	avg							
GRAMBLING STATE	11/14/14		10	3-5	.600	0-0	.000	0-0	.000	4	1	5	5.0	1	0	0	0	0	6	6.0
at Rutgers	11/16/14		2	0-0	.000	0-0	.000	0-0	.000	0	1	1	3.0	0	0	0	0	0	0	3.0
LONGWOOD	11/26/14		2	1-1	1.000	0-0	.000	0-1	.000	0	1	1	2.3	0	0	0	0	0	2	2.7
at Seton Hall	11/29/14		0	0-0	.000	0-0	.000	0-0	.000	0	0	0	1.8	1	0	1	0	0	0	2.0
UMBC	12/04/14		5	0-1	.000	0-0	.000	0-2	.000	0	1	1	1.6	1	1	1	0	0	0	1.6
vs Charlotte	12/07/14		1	0-0	.000	0-0	.000	0-0	.000	0	0	0	1.3	0	0	0	0	0	0	1.3
DEPAUL	12/11/14		2	0-0	.000	0-0	.000	0-0	.000	0	0	0	1.1	0	0	0	0	0	0	1.1
Totals		0	22	4-7	.571	0-0	.000	0-3	.000	4	4	8	1.1	3	1	2	0	0	8	1.1

Games played: 7
 Minutes/game: 3.1
 Points/game: 1.1
 FG Pct: 57.1
 FT Pct: 0.0

Rebounds/game: 1.1
 Assists/game: 0.1
 Turnovers/game: 0.3
 Assist/turnover ratio: 0.5

CIMINO'S CAREER STATISTICS

Season	gp-gs	min/avg	Total		3-Point		F-Throws		Rebounds				Scoring							
			fg-fga	pct	fg-fga	pct	ft-fga	pct	off	def	tot	avg	pf	fo	ast	to	blk	stl	pts	avg
2014-15	7-0	22/3.1	4-7	.571	0-0	.000	0-3	.000	4	4	8	1.1	3	0	1	2	0	0	8	1.1
TOTAL	7-0	22/3.1	4-7	.571	0-0	.000	0-3	.000	4	4	8	1.1	3	0	1	2	0	0	8	1.1



TYLER CAVANAUGH

Jr. | Forward | 6-foot-9
Syracuse, N.Y.
Jamesville-DeWitt/Wake
Forest
Economics

SEASON HIGH	TYLER CAVANAUGH'S	CAREER HIGH
Points	20 vs. Duke (3/5/14) *at WFU	20 vs. Duke (3/5/14) *at WFU
Minutes	37 vs. Richmond (12/7/13) *at WFU	37 vs. Richmond (12/7/13) *at WFU
FG Made	6 vs. Richmond (12/7/13) *at WFU	6 vs. Richmond (12/7/13) *at WFU
FG Attempted	12 at Clemson (1/15/13) *at WFU	12 at Clemson (1/15/13) *at WFU
3FG Made	3 vs. NC State (1/15/14) *at WFU	3 vs. NC State (1/15/14) *at WFU
3FG Attempted	6 vs. Florida State (2/15/14) *at WFU	6 vs. Florida State (2/15/14) *at WFU
FT Made	10 vs. Duke (3/5/14) *at WFU	10 vs. Duke (3/5/14) *at WFU
FT Attempted	12 vs. Duke (3/5/14) *at WFU	12 vs. Duke (3/5/14) *at WFU
Rebounds	9 vs. Richmond (12/7/13) *at WFU	9 vs. Richmond (12/7/13) *at WFU
Assists	3 vs. North Carolina (1/5/14) *at WFU	3 vs. North Carolina (1/5/14) *at WFU
Blocks	2 vs. NC State (1/15/14) (2x) *at WFU	2 vs. NC State (1/15/14) (2x) *at WFU
Steals	2 at Virginia (1/8/14) *at WFU	2 at Virginia (1/8/14) *at WFU

- ▶ Joined the GW men's basketball program after competing for Atlantic Coast Conference program Wake Forest from 2012-14. Will sit out the 2014-15 season per NCAA requirements and have two years of eligibility remaining beginning in 2015-16.
- ▶ "After recruiting him in high school, my staff and I are so thrilled to have the opportunity to coach Tyler at GW," said Head Coach Mike Lonergan, who led GW to the second-most wins (24) in program history and an NCAA Tournament appearance in 2013-14. "Tyler steadily improved throughout his two seasons at Wake Forest against rigorous competition in the ACC. With another year of hard work, we anticipate Tyler will have an immediate impact in the Atlantic 10 on a veteran-laden Colonials' team in 2015-16."
- ▶ "I chose GW because I felt most comfortable with the coaches and guys. Once I came down and visited the campus and D.C., I thought this was the place I wanted to go," said Cavanaugh. "When I finally get to play, I am excited I get to play with all the guys, especially the four seniors who will all be very good players. I'll just plug myself in, hopefully contribute in any way I can and help the team be successful because that's what I really want to do - I want to win and make a run in the NCAAs."
- ▶ In two seasons with Wake Forest, Cavanaugh averaged 7.0 points, 3.2 rebounds and 19.0 minutes while playing all 64 games. As a sophomore in 2013-14, he started 22 of 33 games and posted averages of 8.8 points on 42 percent shooting and 3.9 rebounds to help the Demon Deacons finish with a winning record for the first time in four seasons at 17-16. Cavanaugh reached double-figure scoring 14 times in 2013-14 highlighted by a career-high 20 points along with six rebounds in an upset of No. 4 ranked Duke on March 5, 2014.
- ▶ In his freshman season in 2012-13, Cavanaugh provided 5.0 points, 2.5 rebounds and 16.7 minutes per game while earning ACC All-Academic Team honors and recognition on Wake Forest's Athletic Director's Honor Roll.
- ▶ Cavanaugh helped Jamesville-DeWitt High School outside of Syracuse to three straight New York State Class A titles from 2009-11 and a state semifinal appearance in 2012. He averaged 19.3 points as a senior in 2012 to earn First Team All-State honors and was a finalist for New York's Mr. Basketball award won by former Red Rams teammate and current Syracuse forward DaJuan Coleman.
- ▶ Given name is Tyler Robert Cavanaugh ... Son of John and Marie Cavanaugh ... Father is the sixth all-time leading scorer (1,782 points) and leading all-time shot blocker (285 blocks) at Hamilton College (N.Y.) (1983-87) and also played professionally overseas ... Born Feb. 9, 1994 in Syracuse, N.Y. ... Has two younger sisters, Kayleigh and Julia ... Wore No. 34 at Jamesville-DeWitt.



MATT HART

Jr. | Guard | 6-foot-1
Orchard Park, N.Y.
Canisius H.S./Hamilton
Sociology

SEASON HIGH	MATT HART'S	CAREER HIGH
Points	30 vs. Middlebury (2/2/14) (2x) *at HC	30 vs. Middlebury (2/2/14) (2x) *at HC
Minutes	41 vs. Widener (11/23/13) *at HC	41 vs. Widener (11/23/13) *at HC
FG Made	11 at Conn. College (2/15/14) (3x) *at HC	11 at Conn. College (2/15/14) (3x) *at HC
FG Attempted	21 vs. Middlebury (2/2/14) *at HC	21 vs. Middlebury (2/2/14) *at HC
3FG Made	4 vs. Conn. College (2/15/14) (4x) *at HC	4 vs. Conn. College (2/15/14) (4x) *at HC
3FG Attempted	10 at Keuka (11/15/13) *at HC	10 at Keuka (11/15/13) *at HC
FT Made	12 vs. Bowdoin (1/18/14) *at HC	12 vs. Bowdoin (1/18/14) *at HC
FT Attempted	13 vs. Bowdoin (1/18/14) *at HC	13 vs. Bowdoin (1/18/14) *at HC
Rebounds	9 at Bowdoin (1/4/13) *at HC	9 at Bowdoin (1/4/13) *at HC
Assists	7 at Colby (1/6/13) *at HC	7 at Colby (1/6/13) *at HC
Blocks	1 vs. Middlebury (2/2/14) (5x) *at HC	1 vs. Middlebury (2/2/14) (5x) *at HC
Steals	5 vs. SUNY Cobleskill (1/23/13) *at HC	5 vs. SUNY Cobleskill (1/23/13) *at HC

- ▶ Hart joins GW as a walk-on after spending the 2012-14 seasons at NCAA Division III Hamilton College in Clinton, N.Y. He will sit out the 2014-15 season per NCAA transfer rules.
- ▶ In 49 games over two seasons with the Continentals, Hart averaged 17.9 points on 45.8 percent shooting (300-655) from the field, 4.2 rebounds, 2.0 assists and 1.1 steals. He converted 112 three pointers at a 39.2 percent rate and shot 84.1 percent from the foul line (169-201).
- ▶ As a sophomore in 2013-14, Hart led Hamilton and the New England Small College Athletic Conference (NESCAC) and ranked 25th in Division III in scoring at 20.6 points per game to earn First Team All-NESCAC and Third Team All-Northeast Region honors from D3hoops.com.
- ▶ As a freshman in 2012-13, Hart ranked sixth in the NESCAC in scoring at 15.3 points per game.
- ▶ Hart concluded his scholastic career at Canisius High School by earning Third Team Class A All-State and All-Western New York First Team honors by The Buffalo News after averaging 15.0 points as a senior in 2012.



2014-15 GW Men's Basketball
 George Washington Points-Rebounds-Assists (as of Dec 11, 2014)
All games



Opponent	Date	Score		03	04	05	11	12	13	15
				JORGENSEN,	SWAN,ANTHO	GRIFFIN,NI	SAVAGE,KET	WATANABE,Y	GARINO,PAT	BRYANT,DAR
GRAMBLING STATE	11/14/14	92-40	w	8-1-3	0-0-0	8-3-1	12-5-5	8-7-0	21-3-1	5-3-0
at Rutgers	11/16/14	70-53	w	0-0-0	0-2-0	6-0-0	18-11-4	8-2-0	10-4-2	0-1-0
at #9 Virginia	11/21/14	42-59	L	0-0-0	0-0-0	2-1-0	13-4-0	10-5-0	5-4-1	0-1-0
LONGWOOD	11/26/14	91-66	w	0-0-1	2-1-0	11-1-0	11-3-4	5-4-1	12-9-2	5-1-1
at Seton Hall	11/29/14	54-58	L	0-1-0	DNP	3-0-0	19-6-1	5-2-0	10-5-2	0-1-0
UMBC	12/04/14	83-60	w	2-2-0	2-2-0	3-0-0	8-3-3	7-4-0	23-7-2	7-3-3
vs Charlotte	12/07/14	78-70	w	8-1-0	0-0-0	0-0-1	15-7-3	4-4-2	21-4-1	2-0-0
DEPAUL	12/11/14	81-68	w	2-0-0	0-1-0	6-1-1	6-5-1	6-5-2	19-1-0	2-0-1

Opponent	Date	Score		20	21	22	34	45
				MCCOY,RYAN	LARSEN,KEV	MCDONALD,J	KOPRIVA,JO	CIMINO,MAT
GRAMBLING STATE	11/14/14	92-40	w	DNP	15-9-3	8-8-4	1-3-1	6-5-0
at Rutgers	11/16/14	70-53	w	DNP	7-9-1	15-9-4	6-2-1	0-1-0
at #9 Virginia	11/21/14	42-59	L	DNP	2-3-1	7-4-4	3-3-0	DNP
LONGWOOD	11/26/14	91-66	w	0-0-0	16-3-4	8-10-7	19-6-1	2-1-0
at Seton Hall	11/29/14	54-58	L	DNP	3-8-0	6-4-4	8-4-0	0-0-0
UMBC	12/04/14	83-60	w	3-1-0	14-6-3	7-5-5	7-3-0	0-1-1
vs Charlotte	12/07/14	78-70	w	0-0-0	10-6-2	11-8-8	7-3-0	0-0-0
DEPAUL	12/11/14	81-68	w	0-2-0	18-8-1	18-5-2	4-4-0	0-0-0



2014-15 GW Men's Basketball
 George Washington Team Game-by-Game Comparison (as of Dec 11, 2014)
All games



Opponent	1st	2nd	Score	Mar	Total FG	FG Pct	3-Pointers	3FG Pct	Free Throws	FT Pct	Rebounds	Assist	T/Over	Block	Steal	Fouls
GRAMBLING STATE	47/15	45/25	92-40	+52	35-63/15-53	.556/.283	6-20/2-10	.300/.200	16-24/8-16	.667/.500	49/24 +25	18/5	11/17	7/3	10/7	14/22
Rutgers	33/21	37/32	70-53	+17	26-64/19-54	.406/.352	6-21/4-18	.286/.222	12-17/11-18	.706/.611	45/37 +8	12/11	9/16	3/9	7/2	18/18
#9 Virginia	26/22	16/37	42-59	(17)	16-49/24-57	.327/.421	4-18/1-9	.222/.111	6-9/10-16	.667/.625	28/41 (13)	6/9	11/8	6/9	6/4	15/11
LONGWOOD	36/25	55/41	91-66	+25	29-56/25-56	.518/.446	6-15/5-19	.400/.263	27-39/11-19	.692/.579	40/29 +11	21/12	14/17	2/2	8/6	16/28
Seton Hall	23/25	31/33	54-58	(4)	19-47/19-49	.404/.388	2-8/2-14	.250/.143	14-19/18-24	.737/.750	33/31 +2	7/10	18/14	1/4	4/9	20/18
UMBC	46/34	37/26	83-60	+23	31-69/21-48	.449/.438	5-17/6-13	.294/.462	16-22/12-15	.727/.800	40/30 +10	17/13	9/21	8/9	12/5	13/20
Charlotte	31/28	47/42	78-70	+8	29-53/28-71	.547/.394	5-10/8-19	.500/.421	15-20/6-10	.750/.600	34/37 (3)	17/15	15/14	8/4	5/10	15/20
DEPAUL	42/22	39/46	81-68	+13	32-56/26-53	.571/.491	3-5/8-23	.600/.348	14-27/8-14	.519/.571	36/26 +10	8/11	14/19	4/5	10/9	16/24

Note: Game totals are displayed in the format TEAM/OPPONENT for each category



2014-15 GW Men's Basketball
George Washington Combined Team Statistics (as of Dec 11, 2014)
All games



RECORD:	OVERALL	HOME	AWAY	NEUTRAL
ALL GAMES	6-2	4-0	1-2	1-0
CONFERENCE	0-0	0-0	0-0	0-0
NON-CONFERENCE	6-2	4-0	1-2	1-0

##	Player	gp-gs	min	avg	Total		3-Point		F-Throw		Rebounds				pf	dq	a	to	blk	stl	pts	avg
					fg-fga	fg%	3fg-fga	3fg%	ft-fta	ft%	off	def	tot	avg								
13	GARINO, Patricio	8-8	249	31.1	47-79	.595	2-14	.143	25-39	.641	13	24	37	4.6	19	0	11	18	6	22	121	15.1
11	SAVAGE, Kethan	8-8	246	30.8	36-85	.424	4-17	.235	26-36	.722	12	32	44	5.5	22	0	21	21	5	11	102	12.8
21	LARSEN, Kevin	8-8	251	31.4	32-62	.516	2-3	.667	19-25	.760	21	31	52	6.5	16	0	15	14	10	3	85	10.6
22	McDONALD, Joe	8-8	252	31.5	28-69	.406	4-20	.200	20-30	.667	15	38	53	6.6	17	1	38	18	0	12	80	10.0
34	KOPRIVA, John	8-8	176	22.0	20-36	.556	3-5	.600	12-18	.667	11	17	28	3.5	13	0	3	6	10	3	55	6.9
12	WATANABE, Yuta	8-0	168	21.0	19-46	.413	8-18	.444	7-10	.700	8	25	33	4.1	16	0	5	5	6	4	53	6.6
05	GRIFFIN, Nick	8-0	79	9.9	12-31	.387	10-22	.455	5-6	.833	1	5	6	0.8	6	0	3	3	1	2	39	4.9
15	BRYANT, Darian	8-0	70	8.8	8-16	.500	2-3	.667	3-5	.600	4	6	10	1.3	5	0	5	2	0	2	21	2.6
03	JORGENSEN, Paul	8-0	48	6.0	8-18	.444	1-7	.143	3-4	.750	0	5	5	0.6	6	0	4	6	0	3	20	2.5
45	CIMINO, Matt	7-0	22	3.1	4-7	.571	0-0	.000	0-3	.000	4	4	8	1.1	3	0	1	2	0	0	8	1.1
20	McCOY, Ryan	4-0	16	4.0	1-2	.500	1-1	1.000	0-1	.000	0	3	3	0.8	1	0	0	1	1	0	3	0.8
04	SWAN, Anthony	7-0	23	3.3	2-6	.333	0-4	.000	0-0	.000	0	6	6	0.9	2	0	0	2	0	0	4	0.6
Team											8	12	20		1		3					
Total.....		8	1600		217-457	.475	37-114	.325	120-177	.678	97	208	305	38.1	127	1	106	101	39	62	591	73.9
Opponents.....		8	1600		177-441	.401	36-125	.288	84-132	.636	81	174	255	31.9	161	2	86	126	45	52	474	59.2

TEAM STATISTICS	GW	OPP
SCORING	591	474
Points per game	73.9	59.2
Scoring margin	+14.6	-
FIELD GOALS-ATT	217-457	177-441
Field goal pct	.475	.401
3 POINT FG-ATT	37-114	36-125
3-point FG pct	.325	.288
3-pt FG made per game	4.6	4.5
FREE THROWS-ATT	120-177	84-132
Free throw pct	.678	.636
F-Throws made per game	15.0	10.5
REBOUNDS	305	255
Rebounds per game	38.1	31.9
Rebounding margin	+6.3	-
ASSISTS	106	86
Assists per game	13.3	10.8
TURNOVERS	101	126
Turnovers per game	12.6	15.8
Turnover margin	+3.1	-
Assist/turnover ratio	1.0	0.7
STEALS	62	52
Steals per game	7.8	6.5
BLOCKS	39	45
Blocks per game	4.9	5.6
ATTENDANCE	10536	36060
Home games-Avg/Game	4-2634	3-9101
Neutral site-Avg/Game	-	1-8756

Date	Opponent		Score	Att.
11/14/14	GRAMBLING STATE	w	92-40	3446
11/16/14	at Rutgers	w	70-53	5824
11/21/14	at #9 Virginia	L	42-59	13706
11/26/14	LONGWOOD	w	91-66	1897
11/29/14	at Seton Hall	L	54-58	7774
12/04/14	UMBC	w	83-60	2481
% 12/07/14	vs Charlotte	w	78-70	8756
12/11/14	DEPAUL	w	81-68	2712

* = Atlantic 10 Conference game
% = 20th annual BB&T Classic (Washington, D.C.: Verizon Center)

Score by Periods	1st	2nd	Totals
George Washington	284	307	591
Opponents	192	282	474

GEORGE WASHINGTON MEN'S BASKETBALL

2005, 2007 A-10 CHAMPIONS | #6 IN NATION IN 2005-06 | 1993 NCAA SWEET 16

2014-15 @GW_MBB GAME NOTES

GAME #9 AT PENN STATE | DECEMBER 14, 2014



#3 PAUL JORGENSEN
G | 6-2 | Fr. | New City, N.Y.



#4 ANTHONY SWAN
G/F | 6-7 | Fr. | Los Angeles, Calif.



#5 NICK GRIFFIN
G | 6-2 | So. | Rockville, Md.



#11 KETHAN SAVAGE
G | 6-3 | Jr. | Fairfax, Va.



#12 YUTA WATANABE
F | 6-8 | Fr. | Kagawa, Japan



#13 PATRICIO GARINO
G/F | 6-6 | Jr.
Mar del Plata, Argentina



#15 DARIAN BRYANT
G | 6-4 | Fr. | Bowie, Md.



#20 RYAN MCCOY
F | 6-7 | Jr. | Skillman, N.J.



#21 KEVIN LARSEN
F | 6-10 | Jr.
Copenhagen, Denmark



#22 JOE McDONALD
G | 6-1 | Jr. | Lorton, Va.




#34 JOHN KOPRIVA
F | 6-8 | Sr. | Milwaukee, Wisc.



#45 MATT CIMINO
F | 6-10 | Fr. | Falmouth, Maine



TYLER CAVANAUGH*
F | 6-9 | Jr. | Syracuse, N.Y.



MATT HART*
G | 6-1 | Jr. | Orchard Park, N.Y.

* - Will sit out 2014-15 season due to NCAA transfer rules



MIKE LONERGAN
Head Coach | 4th Year



HAJJ TURNER
Associate Head Coach | 4th Year



MAURICE JOSEPH
Assistant Coach | 4th Year



CARMEN MACIARIELLO
Assistant Coach | 1st Year



MATT LISIEWSKI
Director of Operations | 4th Year



JAY MANN
Asst. Director of Operations | 2nd Year

2014-15 GEORGE WASHINGTON MEN'S BASKETBALL RADIO/TV SPOT ROSTER

PRONUNCIATIONS

Kethan Savage – key-thin
Yuta Watanabe – you-tuh wah-tuh-nah-bay
Patricio Garino – puh-tree-see-oh guh-ree-no
John Kopriva – ko-pree-vuh
Matt Cimino – sim-inn-oh
Mike Lonergan – lon-er-gan
Hajj Turner – hahj
Carmen Maciariello – mass-uh-rell-oh
Matt Lisiewski – le-shef-ski