

2018-19 PENN STATE BASKETBALL

GAME 23 at Ohio State
Feb. 7, 2019 | 7:00 p.m. ET
ESPN
Columbus, Ohio
Value City Arena (18,809)

2018-19 SCHEDULE

Date Opponent (TV) Time/Result

NOVEMBER

CUNCUN CHALLENGE / UNIVERSITY PARK REGIONAL

9 FRI NORTH FLORIDA (BTN+) W, 87-72
12 MON JACKSONVILLE STATE (BTN) W, 76-61

GAVITT TIPOFF SERIES – CHICAGO, ILL.

15 Thu at DePaul (FS1) L, 70-72 (ot)

CANCUN CHALLENGE / CANCUN, MEXICO

20 Tue vs. Wright State (CBSSN) W, 77-59
21 Wed vs. Bradley (CBSSN) L, 56-59

B1G/ACC CHALLENGE

27 TUE #13/12 VIRGINIA TECH (ESPN2) W, 63-62

DECEMBER

1 Sat at #24/RV Maryland* (BTN) L, 59-66
4 TUE INDIANA* (BTN) L, 62-64
8 SAT COLGATE (BTN+) W, 76-65

NAISMITH BASKETBALL HALL OF FAME BOARDWALK CLASSIC – ATLANTIC CITY, N.J.

15 Sat vs. NC State (ESPNU) L, 78-89
19 Wed at Duquesne (CBSSN) W, 73-67
21 Fri at Alabama (SEC) L, 64-73
29 SAT UMBC (BTN+) W, 74-52

JANUARY

3 Thu at #2/4 Michigan* (ESPN) L, 55-68
6 SUN #22/23 WISCONSIN* (BTN) L, 52-71
10 Thu at Nebraska* (ESPN2) L, 64-70
13 SUN #6/5 MICHIGAN STATE* (CBS) L, 56-71
16 WED #23/24 IOWA* (BTN) L, 82-89
19 Sat at Minnesota* (BTN) L, 64-65
26 SAT RUTGERS* (BTN) L, 60-64
31 THU #17/18 PURDUE* (FS1) L, 90-99 ot

FEBRUARY

4 Mon at Northwestern* (FS1) W, 59-52
7 Thu at Ohio State* (ESPN/ESPN2) 7 p.m.
12 TUE MICHIGAN* (BTN) 8:30 p.m.
16 Sat at Purdue* (BTN) 4 p.m.
19 TUE NEBRASKA* (FS1) 7 p.m.
23 Sat at Illinois* (BTN) Noon
27 WED MARYLAND* (BTN) 6:30 p.m.

MARCH

2 Sat at Wisconsin* (BTN) 1 p.m.
6 Wed at Rutgers* (BTN) 7 p.m.
10 SUN ILLINOIS* (FS1) Noon

BIG TEN TOURNAMENT

Wednesday-Sunday, March 13-17, 2019
United Center, Chicago, Ill.

Rankings Associated Press / Coaches
All Times Eastern
HOME GAMES in CAPS | * Big Ten game

OHIO STATE BUCKEYES

Coach: Chris Holtmann (Taylor, 1994)
Ohio State Record: 38-15 (2nd season)
Career Record: 152-100 (8th season)
2018-19 Record: 12-9, 3-7 Big Ten
2018-19 Leading Scorer
#34 Kaleb Wesson, So., F – 15.3 ppg
2018-19 Leading Rebounder
#34 Kaleb Wesson, So., F – 6.7 rpg
2018-19 Assists Leader
#3 C.J. Jackson, Sr., G – 3.7 ppg

PROBABLE STARTERS (LAST GAME)

#	NAME	POS.	ELG.	PTS	REB	STAT	NOTES
11	Lamar Stevens	F	Jr.	18.9	7.7	tied car 6 assts at NU	1 of 4 B1G top 10 scoring (T-3) / rebounding (#9)
24	Mike Watkins	F	R-Jr.	8.5	8.4	#3 PSU car blks (185)	Ranks in top 20 in 5 NCAA career stat categories
2	Myles Dread	G	Fr.	8.7	3.0	team-best 49 3-FG	#7 B1G 3-FG made, #1 among B1G freshmen
5	Jamari Wheeler	G	So.	3.0	2.8	last 6 starts, 15 overall	4.0:1 assist to turnover ratio in last 5 starts
23	Josh Reaves	G	Sr.	9.7	4.6	#3 PSU car stls (226)	Closing in on 500 car reb (483), 300 asts (291)

STAT COMPARISON

OSU	STATS	PSU
73.2	Scoring Average	68.0
65.1	Opponent Scoring Average	68.6
45.9	Field-Goal Percentage	40.8
40.8	Opponent Field-Goal Percentage	44.5
7.6	3-Pointers Per Game	7.2
36.0	3-Point Field Goal Percentage	31.5
32.9	Opponent 3-Point Field Goal %	36.4
72.5	Free Throw Percentage	67.5
34.8	Rebounds Per Game	36.8
32.7	Opponent Rebounds Per Game	34.9
14.5	Assists Per Game	12.4
12.7	Turnovers Per Game	12.6
5.8	Steals Per Game	7.4
2.4	Blocks Per Game	3.7

SERIES RECORD

Penn State won all three meetings between the two teams in 2018-19, the second-longest active series win streak against a Big Ten opponent in the coach Patrick Chambers era.

Four of the last five contests between PSU and OSU have been decided by five points with Ohio State winning the first two (3/10/16 & 2/28/17) and Penn State winning the last two (1/25/18 & 3/2/18).

Meetings from last 10 seasons are on page 4. Full series list is on page 175 of the media guide.

Series streak: Penn State, W3
Last game: at New York, N.Y. (BTT-MSG)
Penn State 69, Ohio State 68, 3/2/18 (semifinals)
Overall series: Ohio State leads 37-18
at Columbus, Ohio: Ohio State leads 19-6
Chambers vs. Ohio State: 5-7

BROADCAST INFO

WATCH: ESPN
TALENT: Jason Benetti (pxp) and Robbie Hummel (analyst)
LISTEN: Penn State Sports Network
Steve Jones (pxp) & Dick Jerardi (analyst)
Affiliates: GoPSUsports.com/MBBAffiliates1819
Online: GoPSUsports.com/lionvision
XM 381 | Internet 972

PENN STATE NITTANY LIONS

Coach: Patrick Chambers (Philadelphia, 1994)
Penn State Record: 121-135 (8th season)
Career Record: 163-163 (10th season)
2018-19 Leading Scorer:
#11 Lamar Stevens, Jr., F - 18.9 ppg
2018-19 Leading Rebounder:
#24 Mike Watkins, R-Jr., F - 8.4 rpg
2018-19 Assists Leader:
#23 Josh Reaves, Sr., G - 3.4 apg

PROBABLE STARTERS (LAST GAME)

#	NAME	POS.	ELG.	PTS	REB	STAT	NOTES
11	Lamar Stevens	F	Jr.	18.9	7.7	tied car 6 assts at NU	1 of 4 B1G top 10 scoring (T-3) / rebounding (#9)
24	Mike Watkins	F	R-Jr.	8.5	8.4	#3 PSU car blks (185)	Ranks in top 20 in 5 NCAA career stat categories
2	Myles Dread	G	Fr.	8.7	3.0	team-best 49 3-FG	#7 B1G 3-FG made, #1 among B1G freshmen
5	Jamari Wheeler	G	So.	3.0	2.8	last 6 starts, 15 overall	4.0:1 assist to turnover ratio in last 5 starts
23	Josh Reaves	G	Sr.	9.7	4.6	#3 PSU car stls (226)	Closing in on 500 car reb (483), 300 asts (291)

NITTANY LIONS' RECORD

	Overall	H	A	N	OT
2018-19					
Overall	8-14	5-6	1-6	1-2	0-2
Big Ten	1-10	0-6	1-4	0-0	0-0
November	4-2	3-0	0-1	1-1	0-1
December	3-4	2-1	1-2	0-1	0-0
January	0-8	0-5	0-3	-	0-1
February	1-0	-	1-0	-	-

STREAKS:

Overall Last Win: 2/4 at Northwestern (59-52)
W1 Last Loss: 1/31 vs. #17 Purdue (90-99 ot)
Home Last Win: 12/29 vs. UMBC (74-52)
L5 Last Loss: 1/31 vs. #17 Purdue (90-99 ot)
Away Last Win: 2/4 at Northwestern (59-52)
W1 Last Loss: 1/19 at Minnesota (64-65)
Neutral Last Win: 11/20 vs. Wright State (77-59)
L2 Last Loss: 12/15 vs. NC State (78-89)
B1G Last Win: 2/4 at Northwestern (59-52)
W1 Last Loss: 1/31 vs. #17 Purdue (90-99 ot)

STARTING 5

Both the Penn State and Ohio State coaching staffs will wear bright green ties Thursday night to raise awareness for the Coaching for Literacy initiative. More than 50 NCAA men's basketball programs nationwide are involved in this effort to ensure our nation's children can read.

According to kenpom.com, the Nittany Lions play the fifth-toughest schedule in the nation.

Thirteen of Penn State's games this season, including eight of the 11 Big Ten contests, and 31 of the last 61 games dating back to the 2017-18 season, have been decided by single digits.

The Nittany Lions have kept 18 of their 22 opponents below their scoring averages (entering the game) with point totals for 10 teams at 10.0 or more points below their scoring averages.

Junior forward and Julius Erving Award candidate Lamar Stevens has led the team in at least two statistical categories in the last four-straight games and seven times this season. He was the Nittany Lion leader in three categories in the win at Northwestern (points, rebounds and assists).

QUICK FACTS

THE UNIVERSITY

Name	The Pennsylvania State University
Location	University Park, Pa. 16802
Founded	1855
Enrollment	46,270 (UP overall)
Nickname / Colors	Nittany Lions / Blue & White
Conference	Big Ten Conference
Division	NCAA Division I
Home Court (capacity):	Bryce Jordan Center (15,261)
President	Dr. Eric J. Barron
Athletic Director	Sandy Barbour
Deputy Athletic Director/Administration/ Sport Administrator	Lynn Holleran
Ticket Office Phone	1-800-NITTANY

BASKETBALL HISTORY

First Year of Basketball:	1897
No. of Seasons	122 (123rd in 2018-19)
All-Time Record	1,470 - 1,182
Big Ten Record	154-337 (26)
Record In BJC	231-143 (23rd Season)
NCAA Tourney Years (Record)	9 (9-11); Last: 2011
NIT Years (Record)	11 (27-9); Last: 2018 Champs
CBI Years (Record)	1 (1-1); Last: 2014

COACHING STAFF

Head Coach	Patrick Chambers
Alma Mater	Philadelphia Univ. '94
Overall Record (seasons)	163-163 (10th)
Penn State Record (seasons)	121-135 (8th)
Basketball Office	814-865-5494
Associate Head Coach	Keith Urgo (Fairfield '02)
Assistant Coach	Jim Ferry (Keene State '90)
Assistant Coach	Kevin Freeman (Connecticut '06)
Director of Operations	Ross Condon (Villanova '07)
Director of Player Development	David Caporaletti (Philadelphia '93)
Director of On-Campus Recruiting	Nicholas Colella
Athletic Trainer	Jonathan Salazer
Strength & Conditioning Coach	Greg Miskinis

2018-19 TEAM

Letterwinners Returning/Lost	10 / 4
Starters Returning/Lost	3 / 2
Newcomers	*6

*includes Isaiah Brockington who will sit out 2018-19 to comply with NCAA transfer rules.

2018-19	26-13 (H: 17-4; A: 6-7; N: 5-2)
2018 Big Ten Finish	9-9, 16th
2018 Big Ten Tournament	2-1, Semifinals

MBB CONTACTS

Associate Director, Strategic Communications	
MBB Contact:	Rose Pietrzak Carter
E-Mail	rose@psu.edu
Office / Cell	814-863-3163 / 814-441-8438
Twitter:	@PennStateMBB & @GoPSURose

Secondary Contacts

Nicole Praga	
E-Mail/Cell	npc42@psu.edu / 814-321-3804
Will Rottler	
E-Mail/Cell	wdr13@psu.edu / 814-441-9130
Kevin Stoicovy	
E-Mail/Cell	kjs5540@psu.edu / 814-441-1670

Strategic Communications Office	814-865-1757
Bryce Jordan Center Press Row	814-863-3294
Website	GoPSUsports.com
Address	101 D Bryce Jordan Center, University Park, PA 16802-7101

ESPN

BEST COACHES AT DEVELOPING TALENT

1	JAY WRIGHT
2	LARRY KRYSKOWIAK
3	TOM IZZO
4	FRANK MARTIN
5	ROY WILLIAMS
6	CHRIS HOLTMANN
7	PATRICK CHAMBERS



Last fall, ESPN.com released its list of major collegiate coaches who excel at developing talent with Nittany Lion coach Patrick Chambers ranked in the No. 7 spot. The rankings were compiled from player improvement data from 2010-11 through 2017-18.

AND THE STARTERS ARE...

Penn State has used seven different starting lineups through the first 21 games in the 2018-19 season. Against Northwestern, Coach Patrick Chambers returned to a lineup used four times previously (1-4 record).

Only senior guard Josh Reeves and junior forward Lamar Stevens have started every game for the Nittany Lions this year.

Season	Thru 22	Total
2018-19	7	
2017-18	7	8
2016-17	5	6
2015-16	6	7
2014-15	5	8
2013-14	3	6
2012-13 *	6	7
2011-12	9	14

*Tim Frazier (senior) suffered season-ending injury in 4th game

STRENGTH OF SCHEDULE

According to kenpom.com, Penn State plays the fifth-toughest schedule in the nation. CBS Sports has calculated the Nittany Lions' schedule at No. 9 with a nonconference strength of schedule checking in at No. 28. In the most recent NCAA NET rankings (thru games of 2/6/2019), Penn State has played seven opponents with NET scores in the top 30.

Rank / Opponent	NET	KenPom
Michigan	6	4
Michigan State	9	6
Virginia Tech	10	9
Purdue	11	10
Wisconsin	12	11
Iowa	23	23
Maryland	24	20
Nebraska	33	27
NC State	35	41
Ohio State	36	32
Indiana	44	44
Alabama	45	48
Minnesota	52	51

ON THE DEFENSIVE

The Nittany Lions have kept 18 of their 22 opponents below their scoring averages (entering the game), including holding 10 teams below their average by double digits. Two teams were held 20 points below their scoring averages.

Opponent	TO	PPG Avg.	Pts vs. PSU
Jacksonville St.	16	72.0	61
DePaul-OT	16	85.5	72
Wright St.	15	80.8	59
Bradley	12	71.5	59
#13 Va Tech	15	82.4	62
#24 Maryland	17	82.9	66
Indiana	16	80.4	64
Colgate	14	74.1	65
Duquesne	19	75.1	67
Alabama	12	76.6	73
UMBC	11	70.2	52
Michigan	10	73.2	68
Wisconsin	7	74.4	71
Nebraska	8	79.9	70
Michigan State	17	86.4	71
Minnesota	13	74.9	65
Rutgers	14	67.4	64
Northwestern	13	68.5	52

THE NUMBERS GAME

With 121 victories in his eighth year at Penn State, coach Patrick Chambers stands sixth on the list for total wins by a PSU men's basketball coach.

Coach	Wins	Seasons
1. John Egli	187	14
2. Bruce Parkhill	181	12
3. John Lawther	150	13
4. Burke Hermann	148	15
5. John Bach	122	10
6. Patrick Chambers	121	8th

2018-19 RECORD WHEN...

At home	5-6
On road	2-6
Neutral	1-2
vs. Top-25 teams	1-5
Leading at the half	6-4
Trailing at the half	2-10
Tied at the half	
Lead w/ 5:00 to play	7-0
Trail w/ 5:00 to play	1-14
Tied w/ 5:00 to play	
In overtime(s)	0-1
Wearing white	5-5
Wearing gray	1-2
Wearing blue	0-7
Wearing pink and black	2-0
Game decided by 1-5 pts	1-5
Game decided by 6-10 pts	2-5
Game decided 11-15 pts	3-3
Game decided by 16+ pts	2-1
PSU scores < 59 points	1-5
PSU scores 60-69 pts	1-5
PSU scores 70-79 pts	5-2
PSU scores 80-89 pts	1-1
PSU scores 90+ pts	0-1
PSU scores 100+ pts	
Opp. scores < 59 pts	3-1
Opp. scores 60-69 pts	4-5
Opp. scores 70-79 pts	1-5
Opp. scores 80-89 pts	0-2
Opp. scores 90-99 pts	0-1
Opp. scores 100+ pts	
1 PSU player scores 10+	0-1
2 PSU players score 10+	2-3
3 PSU players score 10+	4-5
4 PSU players score 10+	2-4
5 PSU players score 10+	0-1
6 PSU players score 10+	
PSU outrebounds opp.	7-6
Opp. outrebounds PSU	1-8
Rebounds are equal	
PSU has more turnovers	3-3
Opp. has more turnovers	4-7
Turnovers are equal	1-4
FG% over 40%	7-4
FG% less than 40%	1-10
Opp. FG% over 40%	3-13
Opp. FG% less than 40%	5-1
PSU outshoots opp.	6-2
Opp. outshoots PSU	2-12
In November	4-2
In December	3-4
In January	0-8
In February	1-0
In March	
On Sunday	0-2
On Monday	2-0
On Tuesday	2-1
On Wednesday	1-2
On Thursday	0-4
On Friday	1-1
On Saturday	2-4

LAST TIME - PSU GETS BIG ROAD WIN, 59-52

Lamar Stevens scored five of his 11 second-half points along with three rebounds and two critical blocks in the final five minutes as the Nittany Lions defeated Northwestern 59-52. Stevens had a share of the game-high scoring honors with 18 points and added seven rebounds and a career-best tying six assists to his stat line.

Both the Nittany Lions and Wildcats led by as many as eight points with Northwestern using an 8-0 scoring run early for a 10-2 lead. Penn State grabbed an eight-point lead at 45-37 in the second half and did not allow Northwestern any closer than two points.

Penn State never trailed in the second half, but back-to-back field goals by Derrek Pardon tied the game at 34 just 2:40 in. Josh Reaves and Jamari Wheeler responded by sweeping through the lane, each converting a layup to put Penn State up 39-34. Vic Law nailed a three to trim Penn State's lead to 39-37 and followed a Pardon dunk with a trey to cut Penn State's lead to three again, 45-42.

Stevens gave the Nittany Lions six points and Wheeler drove the lane for a basket following five points from the Wildcats that threatened Penn State's lead. Northwestern suffered through a three-minute scoring drought until Pardon's basket at 3:14 for a 53-49 score.

Just inside the two-minute mark, Stevens had a critical block to keep Penn State's lead at five. Both Stevens and Reaves had steals in the final 32 seconds of the game.

Bolton had 10 of his 14 points in the first half and finished the night with a career-best six rebounds. Bolton and Stevens combined to make five of the Nittany Lions' last six free throws.

The Nittany Lions took a 32-20 lead into the locker room. After starting the game 1-5 from the field, they shot 55 percent (11-20) for the rest of the first period.

For Northwestern, Pardon had 18 on the night to share game-high scoring honors and Law had a double-double with 10 points and a game-best 10 rebounds.

STEVENS NAMED TO ERVING WATCH LIST

Penn State junior Lamar Stevens was named to the watch list for the Julius Erving Small Forward of the Year Award as announced in October by the Naismith Memorial Basketball Hall of Fame. Stevens, from North Wales, Pa., is one of the 20 student-athletes selected for the watch list for the 2019 award.

Named after Class of 1993 Hall of Famer and 16-year professional basketball player Julius Erving, the annual honor in its fifth year recognizes the top small forwards in Division I men's college basketball. A national committee comprised of top college basketball personnel determined the watch list of 20 candidates.

Stevens was voted the Most Outstanding Player of the 2018 National Invitation Tournament as he helped lead Penn State to its second NIT title this past March. He scored a game-high 28 points in the championship game and with that total, eclipsed the 1,000 career point mark, becoming only the second Penn State sophomore to achieve that milestone. An All-Big Ten Conference honorable mention, Stevens recorded double figures in 33 games in 2017-18 and with 10 games of 20 points or more, including two 30-point games.



BY THE NUMBERS

2.85

Team GPA for fall 2018 semester, highest single-semester GPA by the Nittany Lions in the Chambers era.

3

Millions of dollars raised (net) by Coaches vs. Cancer-Penn State since the organization was launched in 1995.

4:1

In his last five starts, sophomore guard Jamari Wheeler has a 4-to-1 assist to turnover ratio.

6

With 185 career blocks, Mike Watkins needs six more to tie John Amaechi (191) for the No. 2 spot on Penn State's career chart.

75

Junior forward Lamar Stevens has posted double digits in scoring in 75 of his 94 career games.

In the last five games, he is averaging 19.6 points per game.

291

Josh Reaves is nine assists from career 300 and is on the cusp of 500 career rebounds (483) and 1,000 career points (954).

3,009

Lamar Stevens has started all 94 games in his Nittany Lion career and has played 3,009 career minutes. His 36:24 minutes-per-game average this season currently ranks at the top of the Big Ten.

NITTANY LIONS ADD VERSATILITY IN CLASS OF 2019

Coach Patrick Chambers and the Penn State Men's Basketball program welcomed new four new Nittany Lions to the family – all forwards – on national signing day, Nov. 14, when they signed their National Letters of Intent to enroll at Penn State and play for the Nittany Lions.

Patrick Kelly | 6-8 | F
Lynchburg, Va. | IMG Academy

Seth Lundy | 6-6 | F
Paulsboro, N.J. | Roman Catholic

Justin McKoy | 6-8 | F
Raleigh, N.C. | Panther Creek

Abdou Tsimbila | 6-8 | F
Yaoundé, Cameroon | St. Maria Goretti

Full press release is available here:
gopsu.info/MBBClassof2019.



TREY-MENDOUS

Since 2011-12, Penn State has had 68 games, including five so far in 2018-19 (Jacksonville State, DePaul, Colgate, UMBC & Iowa), with nine or more 3-point field goals. The Nittany Lions have had 12, the top total for this season, vs. No. 23 Iowa (1/16/19) and No. 17 Purdue (ot).

Five of the six top single-game 3-point field goal totals in the Chambers' era have occurred in the last two seasons. Three occurred in 2017-18: Coppin State (14), Northwestern (BTT-13, Penn State BTT record) and at Iowa (12).

LEADING BY THREE

Freshman Myles Dread has 49 3-point field goals on the year to lead both Penn State and all Big Ten Conference freshmen. The last time a Nittany Lion freshman lead the squad in treys, it was Danny Morrissey with 53 in 2004-05.

Below is a list of the top five 3-point field goal totals by Penn State freshmen. Pete Lisicky (1994-95) holds the record with 68.

PENN STATE FRESHMEN TREY TOTALS

	3FG	Team Leader	
1.	68	yes	Pete Lisicky, 1994-95
2.	62	yes	Marlon Smith, 2003-04
3.	59	no	Shep Garner, 2014-15
4.	53	yes	Danny Morrissey, 2004-05
5.	49	yes	Myles Dread, 2018-19

DOUBLE-DOUBLES SAME GAME

Mike Watkins and Lamar Stevens recorded double-doubles in the same game for the second time this season and third time in their careers. Dating back to the 1976-77 season, Penn State now has 31 games in which at least two players have registered double-doubles.

TEN-DING TO DOUBLE DIGITS

Over the last 10 seasons only two Penn State freshmen scored in double digits in 10 of the first 13 games of the season: Rasir Bolton and former Nittany Lion guard Tony Carr (2016-17).

Individual	Season	Games	Avg.
Rasir Bolton	2018-19	10	14.2
Tony Carr	2016-17	10	11.3
Lamar Stevens	2016-17	9	12.5
Shep Garner	2014-15	8	9.7
Mike Watkins	2016-17	7	10.5

REAVES, PRINCE OF THIEVES

Now with 226 steals for his career, senior guard Josh Reaves possesses the No. 3 spot on PSU's career list and is No. 9 on the Big Ten Conference career list. Illinois' Dee Brown (2003-06) stands just ahead of Reaves on the Big Ten list with 231.

Reaves stands in fifth individually in the NCAA active career rankings for total steals (226) and ranks 10th for steals per game (2.05).

Reaves already owns a spot on the single-season list with his 74 total (t-8th) in 2017-18.

PENN STATE CAREER STEALS

	TOT	SPG	
1.	252	3.5	Ron Brown, 1972-74
2.	239	1.9	Monroe Brown, 1989-92
3.	226	2.1	Josh Reaves, 2015-present

REAVES' PASSING ATTACK

Senior guard Josh Reaves has proven himself as a facilitator on offense as well. He recorded a career-best nine assists vs. No. 6 Michigan State and had eight at DePaul earlier this year. Reaves leads PSU with 75 total (3.6 apg) this season.

With 291 career assists, Reaves is tied with Pete Lisicky (1994-98) for 15th all-time. Reaves had 107 assists in 2017-18, second to Tony Carr's 186.

PENN STATE CAREER ASSISTS

	TOT	APG	
13.	325	4.6	Tony Carr, 2016-18
14.	317	2.3	Shep Garner, 2014-18
15.	291	2.6	Josh Reaves, 2015-present
	291	2.5	Pete Lisicky, 1994-98

DOUBLE-DOUBLE

With 10 points and 11 rebounds vs. No. 17 Purdue, Mike Watkins moved into Penn State's No. 3 spot for career double-doubles with 25. He was previously in a three-way tie with Jarrett Stephens (1996-2000) and Mike Lang (1979-83) with 24.

Watkins set the freshman record for with eight in 2016-17. Eleven of his career 25 double-doubles came in games played in the month of January.

PENN STATE CAREER DOUBLE-DOUBLES

	TOT	
1.	38	John Amaechi (3 yrs., 1993-95)
2.	26	Geary Claxton, 2005-08
3.	25	Mike Watkins, 2016-present

SERIES VS. BUCKEYES

LAST 10 SEASONS VS. OHIO STATE

Date	Location	PS Pts	OSU Pts	Result
2/24/2009	A	59	73	L
2/3/2010	A	62	75	L
2/24/2010	H	67	75	L
1/15/2011	A	66	69	L
3/1/2011	H	61	82	L
3/13/2011	N	60	71	L-B10
1/25/2012	A	54	78	L
1/26/2013	H	51	65	L
1/29/2014	A	71	70	W-OT
2/27/2014	H	65	63	W
2/11/2015	A	55	75	L
3/4/2015	H	67	77	L
1/25/2016	A	46	66	L
3/10/2016	N	75	79	L-B10
2/28/2017	H	70	71	L
1/25/2018	A	82	79	W
2/15/2018	H	79	56	W
3/2/2018	N	69	68	W-B10

Series streak: Penn State, W3

Last game: at New York, N.Y. (BTT-MSG)

Penn State 69, Ohio State 68, 3/2/18 (semifinals)

Overall series: Ohio State leads 37-18

at Columbus, Ohio: Ohio State leads 19-6

Chambers vs. Ohio State: 5-7

BIG TEN OPPONENTS

	All B1G Games	BTT	Overall
Illinois	14-28	0-3	17-28
Indiana	11-37	2-2	11-39
Iowa	16-28	1-1	17-30
Maryland	2-5	--	10-14
Michigan	11-35	2-1	12-35
Michigan State	8-35	2-1	8-39
Minnesota	14-33	0-3	14-34
Nebraska	7-8	2-0	9-9
Northwestern	31-18	2-2	32-19
Ohio State	15-34	2-4	18-37
Purdue	11-36	0-3	12-38
Rutgers	4-4	--	41-34
Wisconsin	10-37	1-1	10-37
	154-337	14-21	211-390

BACK IN ACTION

Mike Watkins returned to competition against No. 13 Virginia Tech Nov. 27, collecting seven rebounds and adding three steals, two blocked shots and an assist to his stat line.

The Philadelphia native registered his first double-double of the 2018-19 season in his fourth game back on the floor with 18 points and 16 rebounds against Colgate. Four of his five double-doubles this season came vs. Big Ten competition in January.

Watkins, a redshirt junior, currently ranks in the top 20 in five NCAA categories on the D-I active career list.

Having played in his 15th game of 2018-19, Watkins has reached the 75 percent requirement to be ranked in any single-season categories for the NCAA and Big Ten. Five field goals made per game is the minimum for NCAA field goal percentage rankings.

WATKINS TOP-20 NCAA ACTIVE CAREER STATS

STAT	RANKING	VALUE
Blocked Shot Average	9	2.34
Total Blocked Shots	14	185
Field Goal Percentage	18	62.2
Rebound Average	19	8.5
Double-Doubles	20	25

COUNTING 500 & MORE

Mike Watkins became only the second sophomore in Penn State basketball history to achieve 500 career rebounds, and in the Purdue game (2/18/18), tied Nittany Lion great Jesse Arnelle with 525 rebounds.

Arnelle, who played both football and basketball for Penn State, still holds the PSU career record for rebounds with 1,238.

SOPHOMORE 2-YEAR CAREER REBOUND TOTALS				
TOT	SO.	FR.	Nittany Lion, Seasons	
1. 525	^271	254	Jesse Arnelle, 1951-52*, 52-53	
525	258	*267	Mike Watkins, 2016-18	

*NCAA granted eligibility to freshmen during Korean War with permanent eligibility granted beginning with the 1972-73 season.

^Sophomore record for rebounds #Freshman record for rebounds

STAYING ON TOP

Mike Watkins not only set the Penn State freshman mark for rebounds, he also claimed the top spot for career field goal percentage at 59.0 percent following his rookie campaign. Watkins is currently at a 62.5 career field goal percentage, good for 16th on the NCAA active career list.

PENN STATE CAREER FG PERCENTAGE				
PCT	FGM	FGA		
1. 62.2	331	532	Mike Watkins, 2016-pres.	
2. 58.3	539	924	Jarrett Stephens, 1996-00	
3. 54.6	301	551	Andrew Jones, 2008-11	
4. 54.2	162	299	Sasa Borovnjak, 2009-13	
5. 53.9	489	907	Ed Fogell, 1986-90	

ANOTHER TOP SPOT

Watkins' 2017-18 season field goal percentage of 68.5 (146-213) also gave him the top spot on the Nittany Lions' season percentage chart. His rookie year percentage of 59.0 ranks seventh.

After missing the remainder of 2017-18 with a knee injury, Watkins was just shy of the NCAA games played requirement of 75 percent (74.3%) to qualify for final season statistical rankings.

However, he was the Big Ten stat champion for his 70.0 percent field goal percentage in league games and his 68.5 single-season mark qualified

with a minimum 125 made field goals for No. 2 on the Big Ten's all-time individual top 10.

A minimum of 200 attempts is required to be included on the Penn State single-season list.

PENN STATE SEASON FG PERCENTAGE				
PCT	FGM	FGA		
1. 68.5	146	213	Mike Watkins, 2018	
2. 64.0	165	258	Jarrett Stephens, 1998	
6. 60.1	131	218	Frank Brickowski, 1981	
7. 59.0	128	217	Mike Watkins, 2017	

HAUL THEM IN

With his nine rebounds vs. Rutgers, Mike Watkins moved into Penn State's top 15 for career rebounding. He became only the 21st Nittany Lion with 600 career boards and as he approaches 700 would be only the 12th Penn State player to reach that milestone.

PENN STATE CAREER REBOUNDS				
REBOUNDS				
1.	1,238	Jesse Arnelle, 1951-55		
2.	912	Mike Lang, 1979-83		
3.	816	Ross Travis, 2011-15		
12.	692	Randy Meister, 1972-75		
13.	681	Andrew Jones, 2007-11		
14.	672	Gyasi Cline-Heard, 1997-01		
15.	668	Mike Watkins, 2016-present		

6 FOR 8,872

During coach Patrick Chambers tenure at Penn State, six Nittany Lions have added their names to the 1,000-point career scoring list for a current total of 8,872 points. Three Nittany Lions finished their careers in the top 10: Tim Frazier (1,543), Shep Garner (1,629) and D.J. Newbill (1,812).

In 2017-18, Tony Carr (1,161) and Lamar Stevens became the first- and second-ever Penn State men's basketball sophomores to reach the milestone. Stevens has moved to No. 12 on the all-time scoring list with 1,438 career points and senior guard Josh Reaves currently stands at 954 points.

SHOOTERS GONNA SHOOT

There are now 15 entries for the No. 3 spot on Penn State's single-game chart for 3-point field goals after freshman Rasir Bolton had seven treys against Colgate on Dec. 8.

Bolton is one of only two freshmen, Talor Battle the other, who had seven 3-point baskets in a single game. Battle is the only one to have seven treys in at least one game in each of his four seasons while Bolton is the youngest Nittany Lion on the list by three months and three days.

Made	Nittany Lion	Year	Date
1	9	Pete Lisicky	Sophomore 12/9/95
2	8	Shep Garner	Sophomore 12/2/15
t-3	7	Rasir Bolton	Freshman 12/8/18
7	7	Billy Oliver	Junior 1/5/12
7	7	Talor Battle	Senior 2/20/11
7	7	Talor Battle	Senior 2/17/11
7	7	Talor Battle	Junior 2/13/10
7	7	Talor Battle	Sophomore 12/31/08
7	7	Talor Battle	Freshman 3/1/08
7	7	Mike Walker	Junior 3/8/07
7	7	Sharif Chambliss	Junior 12/1/02
7	7	Joe Crispin	Senior 12/6/00
7	7	Joe Crispin	Senior 11/25/00
7	7	Joe Crispin	Sophomore 2/27/99
7	7	Pete Lisicky	Sophomore 1/27/96
7	7	Pete Lisicky	Sophomore 2/28/96
7	7	Tom Hovasse	Senior 1/12/89

20-POINT TANDEM

Lamar Stevens and Rasir Bolton became the latest 20-point tandem for the Nittany Lions with 25 points each vs. Jacksonville State Nov. 12.

Lamar Stevens has been involved in seven of the eight tandem games, paired in five with Tony Carr and one each with Rasir Bolton and Mike Watkins.

2018-19 (1)

Date	Opp	Pts.	Nittany Lions
11/12	Jacksonville St.	25	Lamar Stevens
		25	Rasir Bolton

2017-18 (5)

Date	Opp	Pts.	Nittany Lions
3/20/18	Marquette-NIT	30	Lamar Stevens
		25	Tony Carr
1/15/18	Minnesota (ot)	33	Tony Carr
		20	Mike Watkins
1/12/18	Nebraska (ot)	26	Lamar Stevens
		20	Mike Watkins
1/9/18	at Indiana	28	Tony Carr
		20	Lamar Stevens
11/21/17	vs. Texas A&M	31	Tony Carr
		25	Lamar Stevens

2016-17 (2)


Date	Opp	Pts.	Nittany Lions
2/1/17	at Indiana (3ot)	26	Lamar Stevens
		24	Tony Carr
11/13/16	Duquesne	24	Lamar Stevens
		20	Tony Carr

When Stevens and Tony Carr recorded their 20-plus points in the game against Duquesne (11/13/16), it marked the first time since March 15, 1989 that two Penn State freshmen posted 20 or more points in the same game (Freddie Barnes-24 & Monroe Brown-32 vs. Murray State in the opening round of the NIT).

NCAA / Big Ten Statistical Rankings top 100 // games through 2-4-2019

TEAM	NCAA Rank	BT Rank
Total Steals	163	81
Offensive Rebounds Per Game	12.05	56
Steals Per Game	7.4	81
INDIVIDUAL		
	NCAA	BT
Steals Per Game		
Josh Reaves	2.55	13
Free Throw Percentage		
Rasir Bolton	88.9	17
Total Steals		
Josh Reaves	56	14
Total Field Goals Attempts		
Lamar Stevens	362	18
Minutes Per Game		
Lamar Stevens	36:24	27
Total Field Goals Made		
Lamar Stevens	151	49
Total Minutes		
Lamar Stevens	801:07	50
Rebounds Per Game		
Mike Watkins	8.4	68
Free Throws Made		
Lamar Stevens	99	70
Total Points		
Lamar Stevens	415	71
Points Per Game		
Lamar Stevens	18.9	72
Double Doubles		
Lamar Stevens	6	82
Free Throw Attempts		
Lamar Stevens	128	83
Blocked Shots Per Game		
Mike Watkins	1.59	94
Defensive Rebounds Per Game		
Lamar Stevens	6.05	76
Mike Watkins	6.00	78

FACILITY RENOVATION PROJECT APPROVED



With efforts spearheaded by Penn State's current fundraising campaign, *A Greater Penn State for 21st Century Excellence*, the building or renovation of several physical facilities has been prioritized to help Nittany Lion student-athletes reach their full potential.

Athletics leadership approved a project to renovate the men's basketball locker room, strength and conditioning center and athletic training room.

"The renovation project helps us climb to the next level," said Nittany Lion coach Patrick Chambers. "It helps us show our student-athletes, recruits, alumni and fans of the program that we are committed to getting this program to the top of the Big Ten Conference."

Visit nittanylionclub.com for additional information about athletics facilities projects.



POINTS RISING

Just one of the indicators of Penn State's increase in its offensive output was the setting of the program's record for points scored overall (2,833) and in the Big Ten (1,297) in 2017-18, with the Nittany Lions' breaking their own league scoring record from 2016-17.

The 2017-18 points per game average of 74.7 was the highest since the 2000-01 season, highest under Chambers, and a 12.9-point difference from Chambers' first season in 2011-12.

	Season Record	FG%	Season Avg.
2017-18	26-13	46.1	74.7
2016-17	15-18	41.4	71.7
2015-16	16-16	40.7	65.8
2014-15	18-16	42.0	66.9
2013-14	16-18	42.8	70.9
2012-13	10-21	39.5	61.6
2011-12	12-20	39.3	61.8

NEW FACES

Six newcomers joined the Nittany Lions for the 2018-19 season with four freshmen: guards Rasir Bolton, Myles Dread, Myreon Jones and Daniil Kasatkin and two transfers in guards Izaiah Brockington (St. Bonaventure) and Kyle McCloskey (Villanova-FB). McCloskey became eligible to play as of Dec. 15, 2018 and will have four years to play basketball and Brockington will have three years of eligibility.

NEW PLACES

Penn State guard and alumnus Tim Frazier (2009-14) joined the NBA's New Orleans Pelicans for the 2018-19 season with 40 appearances and 17 starts. Shep Garner (2014-18 inked a deal with the Grand Rapids Drive of the G League during the fall while Donovan Jack (2012-16) signed with KD Hopsi Polzela in Slovenia. In June 2018, D.J. Newbill (2012-15) agreed to a new contract to play for NBL's Cairns Taipans.

Tony Carr, drafted by the New Orleans Pelicans in June 2018, is currently playing for Fiat Torino in the Italian Lega Basket Serie A. Brandon Taylor tipped off the 2018-19 season with his new team, Salon Vilpas, in Finland's Korisliiga.

20 FOR THE BIG TEN

The Big Ten Conference announced in October 2017 that the league's 14 men's basketball programs would move to a 20-game schedule beginning in 2018-19. The Big Ten is the first conference to play 20 conference games in the history of Division I basketball with each team playing seven opponents twice and six teams once (three home, three away) in a given season.

2018-19 PENN STATE B1G SCHEDULE

Double Play	Single Play
Illinois	Indiana (H)
Maryland	Iowa (H)
Michigan	Michigan State (H)
Nebraska	Minnesota (A)
Purdue	Northwestern (A)
Rutgers	Ohio State (A)
Wisconsin	

THE WINS

Penn State has achieved 15 or more wins in five straight years – a first for the Nittany Lion program. Prior to the 2013-17* seasons under Chambers, the Nittany Lions had not previously reached at least 15 wins in four consecutive seasons since joining the Big Ten.

The Lions had at least eight regular-season, non-conference wins in each of Chambers' seven seasons with 10 in 2017-18.

Season Overall Wins

2017-18	26
2016-17	15
2015-16	16
2014-15	18
2013-14	16

*Prior to 2013-17, last time Penn State had 15 or more wins in four-straight seasons was 1988-89 through 1991-1992.

BIG WINS

With the February 3, 2018 Big Ten victory over Iowa, the 2017-18 Nittany Lions made another impact on Penn State's Big Ten basketball history. The sixth league win for coach Patrick Chambers gave the Nittany Lions a third consecutive season with six or more Big Ten wins, accomplished only once before in 1993-94, 1994-95 and 1995-96.

Current Streak with 6+ B1G Wins

Season.....	No.
2017-18	9
2016-17	6
2015-16	7

FIRST 20-WIN SEASON SINCE 2008-09

Coach Chambers and the Nittany Lions posted the first 20-win season since 2008-09 and Penn State's 10th season with 20 or more wins, fifth in its Big Ten era. The 26-win total is the second-highest all-time.

AH-MAZING MARCH

March was amazing for the Nittany Lions as they won seven games during the month, tied for the most by a Penn State team. The 2017-18 squad also posted the highest-ever win percentage in conference and postseason games in March 2018, at 87.5 percent (7-1 record).

TOP HALF

Penn State finished in a tie for sixth in the 2017-18 Big Ten standings, earning the No. 7 seed in the 2018 Big Ten Tournament. The sixth-place finish was only the third time in history the Nittany Lions have finished in the top half of the standings and sixth time finishing above .500 at 9-9.

The No. 7 seed is highest achieved in Chambers' tenure and is tied for second-highest since the Big Ten Tournament started in 1998 (#6 – 2009, 2011, #7 - 1998, 2008).

BIG BYE

Penn State earned a bye in the first round for only the second time in the 20-year tournament history, its first in 2016.

LUCKY 7

Penn State became the first No. 7 seed to advance to the Big Ten Tournament semifinals since 2011 (Michigan State). It was the Nittany Lions' fourth trip to the semifinals since the inception of the tournament in 1998 and second under Chambers.

POWER RANKINGS

At the end of the 2017-18 season, Penn State had climbed to its highest rankings of the season in kenpom.com (19), the ESPN Basketball Power Index (20) and Sagarin (27).

NATIONAL NOTICE

Penn State earned 19 votes in the final USA Today Coaches Top 25 poll, fifth among the other teams receiving votes. It was the first time since the 2008-09 season the Nittany Lions had been recognized. In the February 19 Associated Press poll, Penn State received six votes, the first time the program had received votes since December 29, 2014, and the most votes received since a total of 14 on January 31, 2011.

TOP HALF

Penn State finished in a tie for sixth in the 2017-18 Big Ten standings, earning the No. 7 seed in the 2018 Big Ten Tournament. The sixth-place finish is only the third time in history the Nittany Lions finished in the top half of the standings and sixth time finishing above .500 at 9-9.

BIG STATEMENT

The Nittany Lions won games in consecutive years in the Big Ten Tournament for the first time since the 2000 and 2001 tournaments. In its last four Big Ten Tournament appearances, Penn State posted five wins, most in any four-year span since the tournament began in 1998.



COACHES VS. CANCER-PENN STATE ECLIPSES \$3 MILLION NET FUNDRAISING MILESTONE

The Coaches vs. Cancer®-Penn State chapter works tirelessly throughout the year with one goal in mind – to make a difference in the fight against cancer. This fall, CVC-Penn State accomplished a major goal in its mission, eclipsing the \$3 million milestone for total net funds raised.

"The men and women who volunteer their talents and time to our Coaches vs. Cancer-Penn State chapter personify selflessness, sacrifice and dedication. I am thankful for their efforts as this organization assists individuals in their battles against cancer," said Nittany Lion head coach Patrick Chambers. "Our Penn State chapter has been recognized nationally for its success in fundraising and this is another great achievement, one that has a tremendous impact on our local community."

Funds raised through the American Cancer Society's Coaches Vs. Cancer® support the ACS mission to help people Stay Well, Get Well, Fund Cures, and Fight Back, both on a local and national level.

Established in 1995 under then-head Nittany Lion basketball coach and State College, Pennsylvania, native, Bruce Parkhill, Coaches vs. Cancer®-Penn State raises funds to support the American Cancer Society as well as the Bob Perks Cancer Assistance Fund, a local nonprofit that provides direct support to those in the local community who are fighting cancer and need assistance with everyday household bills.

CVC-Penn State sponsors a year-round fundraising program, including its flagship event, the annual Coaches vs. Cancer® golf outing. CVC-Penn State is also fortunate to be the beneficiary of third-party events including the State College Brew Expo and the Reverse Car Drawing.

The flagship event of the CVC-Penn State program is the annual Coaches vs. Cancer® Golf Tournament. The 22nd annual event in May 2018 welcomed over 300 golfers, including former Penn State student-athletes and coaches, and nearly 100 sponsors, including presenting sponsor, PSECU. The tournament was another great success with a net total of \$130,000 raised.

The Reverse Car Drawing, held in partnership with the Bestwick Foundation annually each fall, benefits both organizations. In 2017, the CVC funds provided room accommodations for 29 patients and their caregivers from Centre County, who stayed 511 nights at the American Cancer Society's Hope Lodge® in Hershey, saving them over \$76,000 in lodging costs.

The annual Coaches vs. Cancer® basketball game for 2018-19 is Thursday, January 31, 2019, when Penn State plays host to Purdue in the Bryce Jordan Center. In addition to cheering on the Nittany Lions, the game provides an opportunity to thank the CVC Sponsors, and even more importantly, to emphasize the team effort to help people with the battle against cancer. A portion of each single-game ticket sold benefits CVC.

For information or to purchase Penn State men's single-game tickets for the CVC game on Jan. 31 or other home games, visit: GoPSUsports.com/mbsinglegametix or call 1-800-NITTANY, weekdays from 8 a.m.-5 p.m.

Individuals can get involved with the Coaches vs. Cancer® of Penn State chapter by becoming a sponsor or volunteering. For more information, visit www.cvc pennstate.org or call 814-238-3430.

WOOKIEE OF THE YEAR




Image: @JoonasSuotamo instagram

When Nittany Lion student-athlete Joonas Suotamo '08 (YO-nass Sue-AH-tah-moe) included in his profile information that his dream job would be "any part of the movie industry," he probably would have not believed he'd be playing one of the most recognizable roles of all time. When looking to cast for Chewbacca, Disney contacted the Finnish basketball team and found the perfect fit in Suotamo.

The former Penn State forward and film studies graduate appeared in two Star Wars franchise movies, including the highest-grossing film (U.S.) of 2017 and ninth-highest grossing film of all time, "Star Wars: The Last Jedi," and "Solo: A Star Wars Story" from May 2018.

Suotamo is currently filming Star Wars: Episode IX.

The ESPN E:60 feature on Suotamo, "Finding Chewbacca" can be viewed here (subscription may be required): gopsu.info/E60FindingChewbacca.

RECORDS BROKEN

More than 50 Penn State records fell during the 2017-18 season with 31 individual and 21 team records being replaced. One Big Ten record, the individual single-season mark for 3-point field goals, a 23-year-old record, was broken by senior guard Shep Garner (120).

THE PENN STATE BASKETBALL STORY

"The Penn State Basketball Story," is the digital series available on GoPSUsports.com/lionvision with highlights on the team's social media accounts. "The Penn State Basketball Story" will offer a view of the Nittany Lions' practices and preparation for games, perspectives from the Penn State coaches and game action from this season.

The Jan. 25 edition of "The Penn State basketball Story" is available now.

PENN STATE COACHES SHOW PRESENTED BY PEPSI

"The Penn State Coaches Show Featuring Patrick Chambers Presented by Pepsi" is broadcast live on 40-plus affiliates and on LionVision on GoPSUsports.com each season. Fans can listen to encore presentations of this season's shows at GoPSUsports.com/lionvision.

Steve Jones, the radio play-by-play voice of the Nittany Lion basketball and football teams, is host of "The Penn State Coaches Show Presented by Pepsi" and was joined by Roger Corey, who also hosts the Penn State Sports Network's football pre-game Tailgate Show. Jeff Tarman is the producer of the show.

Games and all programs are available live and as encore broadcasts for free online and on the GoPSUsports mobile app.

The Penn State Sports Network is syndicated by Penn State Sports Properties, a property of Learfield Sports.

Upcoming dates:

- Tuesday, Feb. 5
- Thursday, Feb. 14
- Thursday, Feb. 21
- Thursday, Feb. 28
- Thursday, March 7
- Monday, March 11

Encore presentations:

- Nov. 29 - gopsu.info/MBBShow112918
- Dec. 6 - gopsu.info/MBBShow12618
- Dec. 13 - gopsu.info/MBBShow121318
- Dec. 17 - gopsu.info/MBBShow121718
- Dec. 27 - gopsu.info/MBBShow122718
- Jan. 7 - gopsu.info/MBBShow1719
- Jan. 17 - gopsu.info/MBBShow11719
- Jan. 24 - gopsu.info/MBBShow12419
- Jan. 29 - gopsu.info/MBBShow12919
- Feb. 5 - gopsu.info/MBBShow2519

PENN STATE SPORTS NETWORK

More than 40 radio stations in Pennsylvania and New York will carry Nittany Lion Basketball games during the 2018-19 season. Radio announcer Steve Jones, in his 37th year with Penn State, will handle the play-by-play with USBWA Hall of Famer Dick Jerardi serving as analyst. Broadcasts begin 30 minutes prior to tip-off with the "Penn State Bookstore Pregame Show." Broadcasts conclude with the PA Propane Association Postgame Show post-game show featuring coach and player interviews, game statistics and scores from around the nation.

Broadcasts are also available on SiriusXM with channels for each game announced in game notes. A station carrying a partial schedule is denoted with an asterisk (*).

City/Market	Station	Signal
Allentown/ Bethlehem/ Easton*	WAEB	790-AM
Altoona	WVAM	1430-AM
Apollo	WAVL	910-AM
Avoca	WILK	103.1-FM
Bedford	WAYC	1600-AM
Berwick	WHLM	94.7-FM
Bloomersburgh	WHLM	930-AM
Bradford	WAGL	103.9-FM
Bradford	WAGL	99.1-FM
Clarion	WCCR	92.7-FM
Clearfield / DuBois	WCPA	900-AM
Clearfield / DuBois	WCPA	98.5-FM
Corry	WWCB	1370-AM
Coudersport	WAGL	103.9-FM
Coudersport	WAGL	99.1-FM
Danville	WHLM	105.5-FM
Erie	WPSE	1450-AM
Erie	WPSE	107.1-FM
Greensburg	WAVL	98.7-FM
Harrisburg	Sports Radio	96.5-FM
Harrisburg	Sports Radio	95.3-FM
Harrisburg	Sports Radio	1400-AM
Harrisburg	Sports Radio	93.5-FM (HD)
Hazleton	WKZN	1300-AM
Kane	WAGL	103.9-FM
Kane	WAGL	99.1-FM
Lansdale	WNPV	1440-AM
Lebanon	WLBR	1270-AM
Lewistown	WLIU	670-AM
Lewistown	WLIU	92.9-FM
New Castle	WJST	1280-AM
New York Metro*	WVNJ	1160-AM
Oil City	WKQW	96.3-FM
Oil City	WKQW	1120-AM
Philadelphia	WNTP	990-AM
Philadelphia		
(if conflicts on WNTP)	WFIL	560-AM
Pittsburgh	WPIT	96.5-FM
Pittsburgh	WPIT	730-AM
Pottsville	WPPA	1360-AM
Reading	WEEU	830-AM
Scranton	WBZU	910-AM
Smethport	WAGL	103.9-FM
Smethport	WAGL	99.1-FM
State College	WQWK	1450-AM
Sunbury	WKOK	1070-AM
Towanda	WTTC	1550-AM
Troy	WTZN	1310-AM
Tyrone	WTRN	1340-AM
Tyrone	WTRN	100.7-FM
Wilkes-Barre	WILK	980-AM
Williamsport	WRAK	1400-AM
York / Red Lion	WGLD	1440-AM

HEAD COACH PATRICK CHAMBERS



“DETERMINED.”

The new sign in the reception area of the Penn State men's basketball office in the Bryce Jordan Center is impossible to overlook. The word defines both the Nittany Lion program and Patrick Chambers, the coach who is determined to lead the program to its next level of success.

Chambers is determined to establish the Penn State program with a culture of teamwork and excellence, built on pillars of accountability, faith, humility, gratitude and passion. He's determined to set and achieve high expectations for Nittany Lion basketball. He's determined to challenge his student-athletes to get better each and every day and develop young men into leaders with the goal of competing for championships.

In 2017-18, Chambers had the Penn State basketball program poised to take the next step in its pursuit of consistent, sustainable success.

By the end of December, the Nittany Lions reached double-digits in wins and in January, the Nittany Lions stepped into the spotlight, defeating No. 13 Ohio State at Value City Arena, one of only two teams in the nation to accomplish that feat in 2017-18.

By the end of February 2018, the Nittany Lions racked up nine Big Ten Conference wins, the most, to date, in the Chambers era. A week later, Penn State picked up its 20th and 21st wins, the latter coming at the earliest point ever for the Nittany Lions.

Playing their best basketball in March, Chambers' squad registered seven wins against only one loss and won the National Invitation Tournament title. Penn State defeated teams from the Atlantic Coast, Atlantic 10, Big East, Pac-12 and Southeastern conferences with an average scoring margin of 10.4 points per game in NIT contests.

Dozens of records were broken and the increase in offensive production saw Penn State score 70 points or more in 29 games, while the stalwart defense, a Chambers' hallmark, frustrated opponents. Fourteen teams in 2017-18 failed to score more than 60 points against the Nittany Lions.

Individual records were rewritten as well, as Shep Garner broke the 23-year-old Big Ten single-season record for 3-pointers with 120 and etched his name in the Penn State yearbook for both the single-season and career mark. Tony Carr became the first Penn State men's sophomore to reach the 1,000-point career mark with Lamar Stevens becoming the second to achieve that milestone.

A Philly native, Chambers was introduced as the 12th head coach in program history June 6, 2011, and has poured his passion and energy into building the Nittany Lion program.

Signing the top two recruiting classes in program history in back-to-back years, the 2016 group was ranked in the top 25 and the 2015 class in the top 30. A trio of players with freshmen eligibility started the 2016-17 season opener and would combine for 90 starts, with 23 more from a sophomore, giving the young Nittany Lions a birth by fire, but positioning them for success.

The impressive performances of the rookies earned them several honors during the course of their initial campaigns with Carr selected to the Big Ten All-Freshman team. Carr would become the first Penn State basketball player to earn Big Ten All-Tournament honors as a sophomore in 2018.

With Carr selected as a first-team All-Big Ten Conference pick by both the coaches and media following the 2017-18 season, junior Josh Reaves and redshirt sophomore Mike Watkins produced another program first – two Nittany Lions on the All-Defensive Team.

Chambers has sent Carr, Garner, Frazier, Newbill and numerous other players into the professional ranks. Garner inked a deal with the Grand Rapids Drive in fall of

2018 while Carr is playing for Fiat Torino in Italy's premier league. Frazier (2009-14) recently joined the New Orleans Pelicans organization and Newbill (2013-15) signed a new contract to play for the National Basketball League's Cairns Taipans. Over the summer months, Donovan Jack (2012-16) signed with KD Hopsi Polzela in Slovenia

AT BOSTON UNIVERSITY

Chambers came to Penn State after two years at Boston University, where in 2010-11 he led the Terriers to the America East Conference Championship and the program's first NCAA Tournament berth in more than a decade. He posted a 42-28 record, becoming the only coach in BU history to earn 20 wins in each of his first two seasons and the fastest in program history to win a conference championship.

AT VILLANOVA

A native of Newtown Square, Pa., Chambers previously played for and coached with two of the nation's most successful college coaches. From 2004-09, he was a member of Wright's staff at Villanova, serving as associate head coach in 2008-09. He helped the Wildcats earn four NCAA Sweet 16 appearances and advance to the 2009 NCAA Final Four. Chambers played for Magee at Philadelphia University (formerly Philadelphia Textile), helping Magee become college basketball's all-time victories leader (941) and a 2011 Naismith Basketball Hall of Fame inductee.

During Chambers' five seasons on Wright's Villanova staff, he was instrumental in helping lead the Wildcats to a 126-45 record (.737), including the then-single-season win record of 30-8 in 2008-09. In 2008, Chambers helped lead the Wildcats to the 2009 NCAA Final Four, a first in 24 years, and saw Villanova advance to the Sweet 16 for the fourth time in its five NCAA Tournament appearances.

AT PHILADELPHIA

Chambers joined the NCAA Division II Philadelphia University's basketball team as a walk-on in 1990 and went on to have an outstanding career under Magee. He became the team's starting point guard, earning first-team All-ECAC honors, and helped lead the Rams to four NCAA Division II Sweet 16 appearances and two Elite Eight appearances. He still holds the school record for career assists with 709.

THE CHAMBERS FAMILY

The Chambers family is well represented at Penn State basketball games. Chambers and his wife, Courtney, have four children, Grace, Ryan, Caitlin and Patrick and three of Chambers' 11 siblings are Penn State graduates – brothers, Chris and Joe, and a sister, Megan, who resides in State College.

CHAMBERS' COACHING RECORD

PENN STATE

Year	Record	Conf. / Finish	Postseason
2018-19	8-13	1-9	
2017-18	26-13	9-9 / t6	NIT Champion
2016-17	15-18	6-12 / t12th	
2015-16	16-16	7-11 / 10th	
2014-15	18-16	4-14 / 13th	
2013-14	16-18	6-12 / t10th	CBI Quarterfinals
2012-13	10-21	2-16 / 12th	
2011-12	12-20	4-14 / t11th	
Totals	121-135	39-97	

BOSTON UNIVERSITY

Year	Record	Conf. / Finish	Postseason
2010-11	21-14	12-4 / 2nd	NCAA Tournament
2009-10	21-14	11-5 / 4th	CBI Semifinals
Totals	42-28	23-9	

OVERALL TOTALS

10th season	163-163	.500	62-106	.369	NCAA (1), NIT (1)	CBI (2)
-------------	---------	------	--------	------	-------------------	---------

Records

Career
163-163
(10th season)

Penn State
121-135
(Eighth season)

Season
Eighth

Alma Mater
Philadelphia '94

Hometown
Newtown Square,
Pennsylvania

Family
Wife: Courtney

Children:
Grace, Ryan,
Caitlin & Patrick

Experience

2004-05
Villanova
Director of Operations

2005-08
Villanova
Assistant Coach

2008-09
Villanova
Associate Head Coach

2009-11
Boston University
Head Coach

2011-present
Penn State
Head Coach

Playing Experience

1990-94
Philadelphia

Played for
Naismith Basketball
Hall of Fame Coach
Herb Magee

All-time assists leader

CAREER RECORDS

CAREER SCORING (1,000-plus)

	PTS	FGM	3FG	FTM	
1.	2,213	722	317	452	Talor Battle, 2007-11
2.	2,138	738	—	662	Jesse Arnelle, 1951-55
3.	1,986	615	308	448	Joe Crispin, 1997-01
4.	*1,812	627	127	431	D.J. Newbill, 2012-15
5.	1,629	532	336	229	Shep Garner, 2014-18
6.	1,605	525	332	223	Pete Lisicky, 1994-98
7.	1,579	644	22	269	Jamelle Cornley, 2005-09
8.	1,570	661	19	229	DeRon Hayes, 1989-93
9.	1,543	508	74	453	Tim Frazier, 2009-14
10.	1,542	545	74	378	Geary Claxton, 2004-08
11.	1,459	532	172	223	Tom Hovasse, 1985-89
12.	1,438	530	55	323	Lamar Stevens, 2016-pres.
13.	1,372	539	6	288	Jarrett Stephens, 1995-00
14.	1,369	413	206	337	Titus Ivory, 1996-01
15.	1,342	367	161	447	Freddie Barnes, 1988-92
16.	1,329	489	—	351	Ed Fogell, 1985-90
17.	1,310	406	21	477	John Amaechi, 1992-95
18.	1,289	463	183	180	Brandon Taylor, 2012-16
19.	1,288	500	1	287	Calvin Booth, 1995-99
20.	1,256	389	194	284	Dan Earl, 1993-99

* 3-year player record

Year-by-year statistics and breakdowns on pages 122-124 of the 2018-19 media guide.

CAREER BLOCKS

	BLK	BPG	
1.	428	3.8	Calvin Booth, 1995-99
2.	191	2.3	John Amaechi, 1993-95
3.	185	2.3	Mike Watkins, 2016-pres.

CAREER STEALS

	STL	SPG	Name, Years
1.	252	3.5	Ron Brown, 1972-74
2.	239	1.9	Monroe Brown, 1989-92
3.	226	2.1	Josh Reaves, 2015-pres.

CAREER ASSISTS

	A	APG	Name, Years
1.	641	5.7	Tim Frazier, 2009-14
13.	325	4.6	Tony Carr, 2016-18
14.	317	2.3	Shep Garner, 2014-2018
15.	291	2.6	Josh Reaves, 2015-pres.
	291	2.5	Pete Lisicky, 1994-98

CAREER REBOUNDS

	REB	RPG	Name, Years
1.	1,238	12.3	Jesse Arnelle, 1951-55
2.	912	8.3	Mike Lang, 1979-83
3.	816	6.2	Ross Travis, 2011-15
4.	762	11.0	Gene Harris, 1959-62
5.	755	7.4	Geary Claxton, 2004-08
	755	6.2	Jamelle Cornley, 2005-09
13.	681	5.0	Andrew Jones, 2008-11
14.	672	5.3	Gyasi Cline-Heard, 1997-2001
15.	668	8.5	Mike Watkins, 2016-pres.
22.	608	5.0	DeRon Hayes, 1989-1993
23.	590	8.1	Ron Brown, 1971-74
	590	4.8	Ed Fogell, 1985-1990
24.	584	6.1	Lamar Stevens, 2016-pres.

ACCOMPLISHMENTS

Scoring 10+	15-16	16-17	17-18	18-19	Car
Lamar Stevens		21	33	21	75
Mike Watkins		16	20	8	44
Josh Reaves	6	6	20	10	42
Rasir Bolton				14	14
Myles Dread				10	10
Jamari Wheeler			1	1	2
Myreon Jones				2	2
Trent Buttrick				1	1
Deivis Zemgulis	1	--			1

Rebounds 10+	15-16	16-17	17-18	18-19	Car
Mike Watkins		9	13	7	31
Lamar Stevens		--	2	6	8
Josh Reaves	1	--	2	1	4

Scoring 20+	15-16	16-17	17-18	18-19	Car
Lamar Stevens		5	10	11	26
Mike Watkins		1	3		4
Rasir Bolton				3	3
Josh Reaves		2		1	3

Scoring 30+	15-16	16-17	17-18	18-19	Car
Lamar Stevens		--	2		2

Double-Doubles	15-16	16-17	17-18	18-19	Car
Mike Watkins		*8	12	5	25
Lamar Stevens		--	2	6	8
Josh Reaves			2	1	3

*Penn State freshman record

LEADING TEAM IN...

Scoring	15-16	16-17	17-18	18-19	Car
Lamar Stevens		8	9	13	30
Mike Watkins		4	3	1	8
Josh Reaves		3	1	2	6
Rasir Bolton				6	6
Jamari Wheeler		--	1		1
Myreon Jones				1	1
Trent Buttrick				1	1

Rebounds	15-16	16-17	17-18	18-19	Car
Mike Watkins		21	15	11	47
Lamar Stevens		7	10	9	26
Josh Reaves	2	2	10	2	16
Jamari Wheeler		--	2		2
John Harrar			2		2
Deivis Zemgulis	1	--	--		1

Assists	15-16	16-17	17-18	18-19	Car
Josh Reaves	9	6	8	13	36
Lamar Stevens		2	2	6	10
Jamari Wheeler		--	3	4	7
Myles Dread				2	2
Rasir Bolton				3	3
Mike Watkins		1			1
Myreon Jones				1	1

Blocks	15-16	16-17	17-18	18-19	Car
Mike Watkins		26	20	11	57
Lamar Stevens		4	14	5	23
Josh Reaves	6	4	--	7	17
John Harrar			3	2	5
Trent Buttrick				3	3
Myles Dread				2	2
Kyle McCloskey				1	1
Jamari Wheeler				1	1

Steals	15-16	16-17	17-18	18-19	Car
Josh Reaves	10	18	16	14	58
Jamari Wheeler		--	15	2	17
Lamar Stevens		7	5	3	15
Mike Watkins		5	4	2	11
Rasir Bolton				5	5
Myles Dread				3	3
John Harrar				3	3
Myreon Jones				3	3
Deivis Zemgulis			1	1	2
Trent Buttrick				1	1

20-POINT GAMES

Lamar Stevens (26)

- 30 at Marquette-NIT, 3/20/2018 **
- 30 vs. Northwestern, 1/5/2018
- 28 vs. Utah-NIT, 3/29/2018
- 27 at Minnesota, 1/19/2019
- 27 vs. Bradley, 11/21/2018
- 26 vs. Nebraska, 1/12/2018
- 26 at Indiana (3ot), 2/1/2017 >>
- 25 at Duquesne, 12/19/2018
- 25 vs. Wright State, 11/20/2018
- 25 at DePaul (ot), 11/15/2018
- 25 vs. Jacksonville State, 11/12/2018 @@
- 25 vs. Maryland, 2/7/2018
- 25 vs. Montana, 11/15/2017
- 25 vs. Texas A&M, 11/21/2017 **
- 25 vs. Maryland, 2/7/2017
- 24 vs. Purdue (ot), 1/31/19
- 24 vs. Duquesne, 11/13/2016 >>
- 23 at George Mason, 12/17/17
- 22 vs. Wisconsin, 1/6/19
- 22 vs. North Florida, 11/10/2018
- 22 at Iowa, 12/2/2017
- 21 vs. Rutgers, 1/26/2019
- 21 at Illinois, 2/11/2017
- 20 vs. Michigan State, 1/13/2019
- 20 at Indiana, 1/9/2018 **
- 20 vs. Morgan State, 12/21/2016

Mike Watkins (4)

- 22 vs. Wisconsin, 12/4/2017
- 20 vs. Minnesota (ot), 1/15/2018 ##
- 20 vs. Nebraska, 1/12/2018 ^^
- 20 at George Washington, 11/26/2016

Josh Reaves (3)

- 25 at Iowa, 3/5/2017
- 22 vs. Northwestern, 12/27/2016
- 20 at Nebraska, 1/10/19

Rasir Bolton (3)

- 27 vs. Colgate, 12/8/2018
- 25 vs. NC State, 12/15/18
- 25 vs. Jacksonville State, 11/12/2018 @@

@@ Bolton & Stevens each scored 25 points in same game, 2018-19
 ## Carr & Watkins scored 20+ points in same game, 2017-18
 ^^ Stevens & Watkins scored 20+ points in same game, 2017-18
 ** Carr & Stevens scored 20+ points in same game, 2017-18
 >> Carr & Stevens scored 20+ points in same game 2016-17

30-POINT GAMES

Lamar Stevens (2)

- 30 at Marquette-NIT, 3/20/2018
- 30 vs. Northwestern, 1/5/2018

2018-19 DOUBLE DOUBLE-DOUBLES

2018-19 (Points/Rebs-2)

Date	Opp	Pts	Reb	Nittany Lions
12/8	Colgate	18	16	Mike Watkins
		12	10	Lamar Stevens
1/3	at #2 Michigan	19	12	Mike Watkins
		17	10	Lamar Stevens

2018-19 GAME-BY-GAME LEADERS

	OPP.	RESULT	DBL FIG	POINTS	REBOUNDS	ASSISTS	BLOCKS	STEALS
11/9	NORTH FLORIDA ^	W 87-72	4	Stevens (22) •	Stevens (10) T•	Bolton (6)	Buttrick (3) •	Reaves (4) •
11/12	JACKSONVILLE ST. ^	W 76-61	3	Bolton, Stevens (25) T•	Stevens (9)	Stevens (3)	Buttrick, Reaves Stevens (1) T•	Reaves, Stevens (2) T•
11/15	at DePaul	L 70-72 ot	3	Stevens (25) •	Stevens (12)	Reaves (8) •	Dread, Reaves (1) T•	Reaves (4) T•
11/20	vs. Wright State ^^	W 77-59	4	Stevens (25) •	Reaves (10) T•	Wheeler (4) •	none	Dread (6) •
11/21	vs. Bradley ^^	L 56-59	2	Stevens (27) •	Reaves (9) •	Stevens (3)	Harrar (2) T•	Stevens, Dread (2) T•
11/27	#13 VIRGINIA TECH	W 63-62	3	Jones (18)	Stevens (8)	Reaves, Stevens (3) T•	Watkins (2) •	Harrar, Watkins (3) T•
12/1	at #24 Maryland *	L 59-66	3	Stevens (19) •	Stevens (8)	Dread, Reaves Wheeler (2)	Watkins (2) •	Reaves Wheeler (4) T•
12/4	INDIANA *	L 62-64	3	Bolton (17) T•	Stevens (10) •	Reaves (3)	Reaves (2) •	Reaves (5) •
12/8	COLGATE	W 76-65	3	Bolton (27) •	Watkins (16) •	Reaves (5) •	Watkins (2) T•	Reaves (3) T•
12/15	vs. NC State @	L 78-89	4	Bolton (25) •	Stevens (6)	Dread (5) T•	Reaves (2) •	Bolton (3) •
12/19	at Duquesne	W 73-67	3	Stevens (25) •	Watkins (12) •	Reaves (3)	Buttrick, Dread Reaves, Stevens (1) T•	Reaves (4)
12/21	at Alabama	L 64-73	3	Buttrick (13)	Watkins (8)	Jones, Reaves Stevens (3)	Stevens (2)	Jones (3) T•
12/29	UMBC	W 74-52	2	Bolton (18) •	Stevens (7) T•	Reaves (5) •	Reaves, Watkins (2) T•	Bolton, Buttrick Dread, Jones Reaves, Zengulis (1) T•
1/3	at #2 Michigan *	L 55-68	2	Watkins (19) •	Watkins (12) •	Reaves (3)	Watkins (2) T•	Harrar (3) •
1/6	#22 WISCONSIN *	L 52-71	1	Stevens (22) T•	Watkins (10) •	Bolton (5)	Watkins, Wheeler (1)	Harrar, Jones Reaves, Watkins (1)
1/10	at Nebraska *	L 64-70	4	Reaves (20)	Watkins (14) •	Stevens (3)	Watkins (3)	Reaves (2) T•
1/13	#6 MICHIGAN STATE *	L 56-71	4	Stevens (20)	Watkins (7)	Reaves (9) •	Reaves (3) T•	Reaves (5) T•
1/16	#23 IOWA *	L 82-89	4	Bolton, Reaves (16)	Watkins (11)	Reaves, Wheeler (7) T•	Watkins (4) •	Reaves (4) •
1/19	at Minnesota *	L 64-65	2	Stevens (27) •	Watkins (9)	Reaves (4)	Stevens (2)	Reaves (3) T•
1/26	RUTGERS *	L 60-64	3	Stevens (21) •	Watkins (9) •	Wheeler (4) •	Stevens, Watkins (2) T•	Bolton, Stevens (2)
1/31	#17 PURDUE *	L 90-99 ot	5	Stevens (24)	Watkins (11) •	Bolton/Stevens (4) T•	Harrar, McCloskey, Watkins (1)	Wheeler (2) •
2/4	at Northwestern *	W 59-52	2	Stevens (18) T•	Stevens (7)	Stevens (6) T•	Watkins (3) •	Reaves (4) •

* Big Ten Conference

^ U.S. Regional of Cancun Challenge, University Park, Pa.

^^at Cancun Challenge, Cancun, Mexico

ACC/Big Ten Challenge, University Park, Pa.

@ Naismith Basketball Hall of Fame Boardwalk Classic, Atlantic City, N.J.

• -- indicates game-high total | T• -- indicates tie for game-high total

2018-19 Penn State individual season high

2018-19 GAME-BY-GAME COMPARISONS

Team	Result	FG-A	Pct.	3FG-A	Pct.	FT-A	Pct.	O	D	Tot	PF-DQ	A	TO	B	S	1H	2H	OT	F	Mar
North Florida ^		27-64	.422	5-25	.185	13-22	.591	11	27	38	29-2	13	15	6	9	28	44	--	72	
PENN STATE	W 87-72	27-57	.474	8-21	.381	25-35	.714	9	30	39	19	17	15	5	7	40	47	--	87	+15
Jacksonville State ^		23-58	.397	3-14	.214	12-16	.750	12	25	37	22-1	6	16	3	5	32	29	--	61	
PENN STATE	W 76-61	26-64	.406	10-32	.313	14-21	.667	15	20	35	17	10	6	3	7	37	39	--	76	+15
at DePaul		28-64	.438	3-22	.136	13-21	.619	13	34	47	17	14	16	2	9	36	32	4	72	
Penn State	L 70-72ot	25-64	.391	10-30	.333	10-16	.625	10	26	36	23-1	13	16	2	10	31	37	2	70	-2
vs. Wright State ^^		21-53	.396	6-22	.273	11-16	.688	9	17	26	16	8	15	2	5	28	31	--	59	
Penn State	W 77-59	29-50	.580	9-17	.528	10-14	.714	6	26	32	22	13	16	0	8	45	32	--	77	+18
vs. Bradley ^^		21-49	.429	8-24	.333	9-17	.529	6	22	28	18	13	12	3	5	32	27	--	59	
Penn State	L 56-59	17-59	.288	4-27	.188	18-22	.818	19	26	45	19	6	12	3	7	33	23	--	56	-3
#13 Virginia Tech #		22-50	.440	10-19	.526	8-13	.615	8	21	29	14	9	15	3	11	37	25	--	62	
PENN STATE	W 63-62	25-57	.439	9-29	.310	4-7	.571	14	22	36	16-1	14	16	5	8	35	28	--	63	+1
at #24 Maryland *		22-45	.489	4-14	.286	18-25	.720	10	30	40	14	9	17	1	2	30	36	--	66	
Penn State	L 59-66	25-53	.397	5-21	.238	4-6	.667	10	18	28	24	9	8	2	12	31	28	--	59	-7
Indiana *		23-55	.418	7-18	.389	11-14	.786	7	35	42	21	12	16	5	6	34	30	--	64	
PENN STATE	L 62-64	23-62	.371	5-21	.238	11-26	.423	15	28	43	16	11	11	2	12	30	32	--	62	-2
Colgate		25-54	.463	10-21	.476	5-8	.625	2	22	24	15-1	14	14	4	9	30	35	--	65	
PENN STATE	W 76-65	25-60	.417	10-26	.385	16-19	.842	14	29	43	13	15	16	5	7	41	35	--	76	+11
NC State @		34-56	.607	7-14	.500	14-20	.700	5	35	40	25-1	14	17	1	6	40	49	--	89	
PENN STATE	L 78-89	27-64	.422	6-17	.353	18-27	.667	9	20	29	20-1	13	14	2	9	37	41	--	78	-11
Duquesne		16-45	.356	6-19	.316	29-32	.906	8	24	32	23	9	19	3	13	39	28	--	67	
Penn State	W 73-67	24-59	.407	8-17	.471	17-26	.654	18	23	41	21	13	17	4	8	32	41	--	73	+6
Alabama		28-53	.528	4-10	.400	13-21	.619	6	32	38	11	11	12	7	4	33	40	--	73	
Penn State	L 64-73	26-68	.382	7-25	.280	5-5	1.000	10	24	34	20	16	10	6	8	27	37	--	64	-9
UMBC		20-56	.357	6-17	.353	6-9	.667	14	16	30	17	8	11	1	4	27	25	--	52	
PENN STATE	W 74-52	25-50	.500	10-21	.476	14-21	.667	12	24	36	14	14	10	6	6	40	34	--	74	+22
at #2 Michigan *		25-55	.455	5-14	.357	13-19	.684	3	26	29	13	10	10	6	8	25	43	--	68	
Penn State	L 68-55	24-57	.421	1-14	.071	6-9	.667	7	30	37	16	6	18	3	6	20	35	--	55	-13
#22 Wisconsin *		30-61	.492	8-16	.500	3-5	.600	8	25	33	14	17	7	6	9	33	38	--	71	
PENN STATE	L 52-71	20-53	.377	4-20	.200	8-13	.615	11	24	35	13	10	16	2	4	23	29	--	52	-19
at Nebraska *		27-55	.491	9-23	.391	7-11	.636	6	26	32	13	13	8	8	7	33	37	--	70	
Penn State	L 64-70	25-69	.362	7-24	.292	7-12	.583	21	25	46	15-1	11	8	4	3	31	33	--	64	-6
#6 Michigan State *		25-51	.490	8-20	.400	13-19	.684	11	30	41	15	19	17	5	5	40	31	--	71	
PENN STATE	L 56-71	22-60	.367	5-22	.227	7-10	.700	9	19	28	19	11	13	4	8	24	32	--	56	-15
#23 Iowa *		32-64	.500	12-28	.429	13-18	.722	8	29	37	11	18	11	1	9	40	49	--	89	
PENN STATE	L 82-89	30-64	.469	12-35	.343	10-13	.769	7	28	35	20	23	12	5	6	45	37	--	82	-7
at Minnesota *		20-50	.400	3-14	.214	22-30	.733	10	24	34	20	16	13	4	7	30	35	--	65	
Penn State	L 64-65	22-52	.423	8-17	.471	12-20	.600	9	23	32	22	13	12	4	8	38	26	--	64	-1
Rutgers *		21-60	.350	7-16	.438	15-21	.714	14	27	41	21	9	14	0	9	30	34	--	64	
PENN STATE	L 60-64	20-57	.351	6-24	.250	14-20	.700	13	26	39	19-1	9	14	7	8	26	34	--	60	-4
#17 Purdue *		32-58	.552	16-29	.552	19-21	.905	5	27	32	27-1	16	10	5	3	50	35	14	99	
PENN STATE	L 90-99ot	24-61	.393	12-29	.414	30-41	.732	18	23	41	20	13	9	3	2	44	41	5	90	-9
at Northwestern *		20-63	.317	7-22	.318	5-7	.714	12	26	38	21-1	13	13	4	7	30	22	--	52	
Penn State	W 59-52	20-53	.480	3-15	.333	16-26	.615	9	31	40	15	12	9	5	9	32	27	--	59	+7

2018-19 Penn State team season high

* Big Ten Conference

^ U.S. Regional of Cancun Challenge, University Park, Pa.

^at Cancun Challenge, Cancun, Mexico

ACC/Big Ten Challenge, University Park, Pa.

@ Naismith Basketball Hall of Fame Boardwalk Classic, Atlantic City, N.J.

2017-18 STARTERS

OPP.	G	G	G/F	F	F	Rec
Campbell	Carr	Garner	Reaves	Stevens	Moore	1-0
Fairleigh Dickinson	Carr	Garner	Reaves	Stevens	Watkins	1-0
Montana	Carr	Garner	Reaves	Stevens	Watkins	2-0
Columbia	Bostick	Garner	Moore	Stevens	Watkins	1-0
vs. Pittsburgh	Carr	Garner	Reaves	Stevens	Watkins	3-0
Texas A&M	Carr	Garner	Reaves	Stevens	Watkins	3-1
Oral Roberts	Carr	Garner	Reaves	Stevens	Watkins	4-1
at N.C. State	Carr	Garner	Reaves	Stevens	Watkins	4-2
at Iowa	Carr	Garner	Reaves	Stevens	Watkins	5-2
Wisconsin	Carr	Garner	Reaves	Stevens	Watkins	5-3
Geo. Washington	Carr	Garner	Reaves	Stevens	Watkins	6-3
at George Mason	Bostick	Garner	Reaves	Stevens	Watkins	1-0
Binghamton	Carr	Garner	Reaves	Stevens	Watkins	7-3
Rider	Carr	Garner	Reaves	Stevens	Watkins	7-4
Coppin State	Carr	Garner	Reaves	Stevens	Watkins	8-4
at Maryland	Carr	Garner	Reaves	Stevens	Watkins	8-5
Northwestern	Carr	Garner	Reaves	Stevens	Watkins	9-5
at Indiana	Carr	Garner	Bostick	Stevens	Watkins	0-1
Nebraska	Carr	Garner	Wheeler	Stevens	Watkins	1-0
Minnesota	Carr	Garner	Wheeler	Stevens	Watkins	1-1
at Northwestern	Carr	Garner	Wheeler	Stevens	Watkins	1-2
at Ohio State	Carr	Garner	Zemgulis	Stevens	Watkins	1-0
Rutgers	Carr	Garner	Zemgulis	Stevens	Watkins	2-0
at Michigan State	Carr	Garner	Reaves	Stevens	Watkins	9-6
Iowa	Carr	Garner	Reaves	Stevens	Watkins	10-6
Maryland	Carr	Garner	Reaves	Stevens	Watkins	11-6
at Illinois	Carr	Garner	Reaves	Stevens	Watkins	12-6
Ohio State	Carr	Garner	Reaves	Stevens	Watkins	13-6
at Purdue	Carr	Garner	Reaves	Stevens	Watkins	13-7
Michigan	Carr	Garner	Reaves	Stevens	Moore	1-1
at Nebraska	Carr	Garner	Reaves	Stevens	Moore	1-2
Northwestern-BTT	Carr	Garner	Reaves	Stevens	Harrar	1-0
Ohio State--BTT	Carr	Garner	Reaves	Stevens	Harrar	2-0
Purdue--BTT	Carr	Garner	Reaves	Stevens	Harrar	2-1
Temple-NIT	Carr	Garner	Reaves	Stevens	Harrar	3-1
at Notre Dame-NIT	Carr	Garner	Reaves	Stevens	Harrar	4-1
at Marquette-NIT	Carr	Garner	Reaves	Stevens	Harrar	5-1
vs. Mississippi St.-NIT	Carr	Garner	Reaves	Stevens	Harrar	6-1
vs. Utah-NIT	Carr	Garner	Reaves	Stevens	Harrar	7-1
Eight (8) lineups						
Personnel	Carr	Garner	Reaves	Stevens	Watkins	
	(37)	(39)	(32)	(39)	(28)	
	Bostick		Wheeler		Harrar	
	(2)		(3)		(8)	
			Zemgulis		Moore	
			(2)		(3)	
			Bostick			
			(1)			
			Moore			
			(1)			

2018-19 STARTERS

OPP.	G	G	G/F	F	F	Rec
North Florida [^]	Dread	Wheeler	Reaves	Stevens	Harrar	1-0
Jacksonville State [^]	Dread	Wheeler	Reaves	Stevens	Harrar	2-0
at DePaul	Dread	Wheeler	Reaves	Stevens	Harrar	2-1
vs. Wright State ^{^^}	Dread	Wheeler	Reaves	Stevens	Harrar	3-1
vs. Bradley ^{^^}	Dread	Wheeler	Reaves	Stevens	Harrar	3-2
Virginia Tech [#]	Dread	Wheeler	Reaves	Stevens	Harrar	4-2
at Maryland [*]	Dread	Wheeler	Reaves	Stevens	Harrar	4-3
Indiana [*]	Dread	Bolton	Reaves	Stevens	Harrar	0-1
Colgate	Dread	Bolton	Reaves	Stevens	Watkins	1-0
vs. NC State [@]	Dread	Bolton	Reaves	Stevens	Watkins	1-1
at Duquesne	Wheeler	Bolton	Reaves	Stevens	Watkins	1-0
at Alabama	Wheeler	Bolton	Reaves	Stevens	Watkins	1-1
UMBC	Bolton	Reaves	Buttrick	Stevens	Watkins	1-0
at Michigan	Bolton	Reaves	Buttrick	Stevens	Harrar	0-1
Wisconsin	Dread	Bolton	Reaves	Stevens	Watkins	1-2
at Nebraska	Dread	Bolton	Reaves	Stevens	Watkins	1-3
Michigan State	Dread	Wheeler	Reaves	Stevens	Watkins	0-1
Iowa	Dread	Wheeler	Reaves	Stevens	Watkins	0-2
at Minnesota	Dread	Wheeler	Reaves	Stevens	Watkins	0-3
Rutgers	Dread	Wheeler	Reaves	Stevens	Watkins	0-4
Purdue	Dread	Wheeler	Reaves	Stevens	Harrar	4-4
at Northwestern	Dread	Wheeler	Reaves	Stevens	Watkins	1-4

Bold indicates new lineup.

* Big Ten Conference

[^] U.S. Regional of Cancun Challenge, University Park, Pa.

^{^^} at Cancun Challenge, Cancun, Mexico

[#] ACC/Big Ten Challenge, University Park, Pa.

[@] Naismith Basketball Hall of Fame Boardwalk Classic, Atlantic City, N.J.

2018-19 PENN STATE & OPPONENT TEAM HIGHS & LOWS

PENN STATE TEAM HIGHS

POINTS	90	PURDUE (ot), 1/31/19
	87	NORTH FLORIDA, 11/9/18
	82	IOWA, 1/16/19
	78	vs. NC State, 12/15/18
	77	vs. Wright State, 11/20/18
	76	JACKSONVILLE STATE, 11/12/18
	76	COLGATE, 12/8/18
FIELD GOALS MADE	30	IOWA, 1/16/19
	29	vs. Wright State, 11/20/18
FIELD GOAL ATTEMPTS	69	at Nebraska, 1/10/19
	68	at Alabama, 12/21/18
FG PERCENTAGE	.580, 29-50	vs. Wright State, 11/20/18
	.500, 25-50	UMBC, 12/29/18
3 PT FIELD GOALS MADE	12	PURDUE (ot), 1/31/19
	12	IOWA, 1/16/19
	10	4x, last vs. UMBC, 12/29/18
3 PT FG ATTEMPTS	35	IOWA, 1/16/19
	32	JACKSONVILLE STATE, 11/12/18
3 PT FG PERCENTAGE	.529, 9-17	vs. Wright State, 11/20/18
	.476, 10-21	UMBC, 12/29/18
FREE THROWS MADE	30	PURDUE (ot), 1/31/19
	25	NORTH FLORIDA, 11/9/18
FREE THROW ATTEMPTS	41	PURDUE (ot), 1/31/19
	35	NORTH FLORIDA, 11/9/18
FT PERCENTAGE	1.000, 5-5	at Alabama, 12/21/18
	.842, 16-19	COLGATE, 12/8/18
	.818, 18-22	vs. Bradley, 11/21/18
REBOUNDS	46	at Nebraska, 1/10/19
	45	vs. Bradley, 11/21/18
ASSISTS	23	IOWA, 1/16/19
	17	NORTH FLORIDA, 11/9/18
STEALS	12	INDIANA, 12/4/18
	12	at Maryland, 12/1/18
	10	at DePaul, 11/15/18
BLOCKED SHOTS	7	RUTGERS, 1/26/19
	6	2x, last vs. UMBC, 12/29/18
TURNOVERS	18	at Michigan, 1/3/19
	17	at Duquesne, 12/19/18
FOULS	24	at Maryland, 12/1/18
	23	at DePaul, 11/15/18

PENN STATE TEAM LOWS

POINTS	52	WISCONSIN, 1/6/19
	55	at Michigan, 1/3/19
	56	vs. MICHIGAN STATE, 1/13/19
	56	vs. Bradley, 11/21/18
	59	at Northwestern, 2/4/19
	59	at Maryland, 12/1/18
FIELD GOALS MADE	17	vs. Bradley, 11/21/18
	20	at Northwestern, 2/4/19
	20	RUTGERS, 1/26/19
	20	WISCONSIN, 1/6/19
FIELD GOAL ATTEMPTS	50	vs. Wright State, 11/20/18
	50	UMBC, 12/29/18
	57	2x, last vs. VIRGINIA TECH, 11/27/18
FG PERCENTAGE	.288, 17-59	vs. Bradley, 11/21/18
	.351, 20-57	RUTGERS, 1/26/19
3 PT FIELD GOALS MADE	1	at Michigan, 1/3/19
	3	at Northwestern, 2/4/19
3 PT FG ATTEMPTS	14	at Michigan, 1/3/19
	15	at Northwestern, 2/4/19
3 PT FG PERCENTAGE	.071, 1-14	at Michigan, 1/3/19
	.148, 4-27	vs. Bradley, 11/21/18
FREE THROWS MADE	4	2x, last at Maryland, 12/1/18
	7	at Nebraska, 1/10/19
FREE THROW ATTEMPTS	5	at Alabama, 12/21/18
	6	at Maryland, 12/1/18
FT PERCENTAGE	.423, 11-26	INDIANA, 12/4/18
	.571, 4-7	VIRGINIA TECH, 11/27/18
REBOUNDS	28	2x, last vs. MICHIGAN STATE, 1/13/189
	29	vs. NC State, 12/15/18
ASSISTS	6	2x, last at Michigan, 1/3/19
	9	at Maryland, 12/1/18
STEALS	3	at Nebraska, 1/10/19
	4	WISCONSIN, 1/6/19
BLOCKED SHOTS	0	vs. Wright State, 11/20/18
	2	5x, last vs. WISCONSIN, 1/6/19
TURNOVERS	6	JACKSONVILLE STATE, 11/12/18
	8	2x, last at Nebraska, 1/10/19
FOULS	13	WISCONSIN, 1/6/19
	13	COLGATE, 12/8/18
	14	UMBC, 12/29/18

OPPONENT TEAM HIGHS

POINTS	99	PURDUE (ot), 1/31/19
	89	IOWA, 1/16/19
	89	vs. NC State, 12/15/18
	73	at Alabama, 12/21/18
	72	at DePaul, 11/15/18
	72	NORTH FLORIDA, 11/9/18
FIELD GOALS MADE	34	vs. NC State, 12/15/18
	32	PURDUE (ot), 1/31/19
	32	IOWA, 1/16/19
FIELD GOAL ATTEMPTS	64	IOWA, 1/16/19
	64	at DePaul, 11/15/18
	64	NORTH FLORIDA, 11/9/18
FG PERCENTAGE	.607, 34-56	vs. NC State, 12/15/18
	.552, 32-58	PURDUE (ot), 1/31/19
3 PT FIELD GOALS MADE	16	PURDUE (ot), 1/31/19
	12	IOWA, 1/16/19
3 PT FG ATTEMPTS	29	PURDUE (ot), 1/31/1928
	28	IOWA, 1/16/19
3 PT FG PERCENTAGE	.552, 16-29	PURDUE (ot), 1/31/19
	.526, 10-19	VIRGINIA TECH, 11/27/18
FREE THROWS MADE	29	at Duquesne, 12/19/28
	22	at Minnesota, 1/19/19
FREE THROW ATTEMPTS	32	at Duquesne, 12/19/18
	30	at Minnesota, 1/19/19
FT PERCENTAGE	.906, 29-32	at Duquesne, 12/19/18
	.786, 11-14	INDIANA, 12/4/18
	.750, 12-16	JACKSONVILLE STATE, 11/12/18
REBOUNDS	47	at DePaul, 11/15/18
	42	INDIANA, 12/4/18
ASSISTS	19	MICHIGAN STATE, 1/13/19
	18	IOWA, 1/16/19
STEALS	13	at Duquesne, 12/19/18
	11	VIRGINIA TECH, 11/27/18
BLOCKED SHOTS	8	at Nebraska, 1/10/19
	7	at Alabama, 12/21/18
TURNOVERS	19	at Duquesne, 12/19/18
	17	3x, last vs. MICHIGAN STATE, 1/13/19
FOULS	29	NORTH FLORIDA, 11/9/18
	27	PURDUE (ot), 1/31/19

OPPONENT TEAM LOWS

POINTS	52	at Northwestern, 2/4/19
	52	UMBC, 12/29/18
	59	vs. Bradley, 11/21/18
	59	vs. Wright State, 11/20/18
	61	JACKSONVILLE STATE, 11/12/18
FIELD GOALS MADE	16	at Duquesne, 12/19/18
	20	3x, last at Northwestern, 2/4/19
FIELD GOAL ATTEMPTS	45	2x, last at Duquesne, 12/19/18
	49	vs. Bradley, 11/21/2018
FG PERCENTAGE	.317, 20-63	at Northwestern, 2/4/19
	.350, 21-60	vs. RUTGERS, 1/26/19
3 PT FIELD GOALS MADE	3	3x, last at Minnesota, 1/19/19
3 PT FG ATTEMPTS	10	at Alabama, 12/21/18
	14	5x, last at Minnesota, 1/19/19
3 PT FG PERCENTAGE	.136, 3-22	at DePaul, 11/15/18
	.185, 5-27	NORTH FLORIDA, 11/9/18
FREE THROWS MADE	3	WISCONSIN, 1/6/19
	5	at Northwestern, 2/4/19
	5	COLGATE, 12/8/18
FREE THROW ATTEMPTS	5	WISCONSIN, 1/6/19
	7	at Northwestern, 2/4/19
FT PERCENTAGE	.529, 9-17	vs. Bradley, 11/21/18
	.591, 13-22	NORTH FLORIDA, 11/9/18
REBOUNDS	24	COLGATE, 12/8/18
	26	vs. Wright State, 11/20/2018
ASSISTS	6	JACKSONVILLE STATE, 11/12/18
	8	2x, last vs. UMBC, 12/29/18
STEALS	2	at Maryland, 12/1/18
	4	2x, last vs. UMBC, 12/29/18
BLOCKED SHOTS	0	vs. RUTGERS, 1/26/19
	1	4x, last vs. IOWA, 1/16/19
TURNOVERS	7	WISCONSIN, 1/6/19
	8	at Nebraska, 1/10/19
FOULS	11	2x, last vs. IOWA, 1/16/19
	13	2x, last at Nebraska, 1/10/19

Home games indicated by CAPS.

2018-19 PENN STATE & OPPONENT INDIVIDUAL HIGHS

PENN STATE INDIVIDUAL HIGHS

POINTS	27	Lamar Stevens at Minnesota, 1/19/19
	27	Rasir Bolton vs. COLGATE, 12/8/18
	27	Lamar Stevens vs. Bradley, 11/21/18
	25	Lamar Stevens at Duquesne, 12/19/18
	25	Rasir Bolton vs. NC State, 12/15/18
	25	Lamar Stevens vs. Wright State, 11/20/18
	25	Lamar Stevens at DePaul, 11/15/18
	25	R. Bolton vs JACKSONVILLE STATE, 11/12/18
	25	L. Stevens vs JACKSONVILLE STATE, 11/12/18
Field Goals Made	10	Lamar Stevens vs. Wright State, 11/20/18
	9	Lamar Stevens at Minnesota, 1/19/19
	9	Lamar Stevens vs. WISCONSIN, 1/6/2019
	9	Lamar Stevens at Maryland, 12/1/2018
	9	Lamar Stevens at DePaul, 11/15/18
	9	L. Stevens vs JACKSONVILLE STATE, 11/12/18
Field Goal Att.	24	Lamar Stevens at Maryland, 12/1/18
	20	Lamar Stevens at Nebraska, 1/10/19
	20	Lamar Stevens vs. Bradley, 11/21/18
	20	Lamar Stevens at DePaul, 11/15/18
FG Pct (min 5 made)	1,000, 5-5	Mike Watkins vs. IOWA, 1/16/19
	1,000, 5-5	Trent Buttrick at Alabama, 12/21/18
	.727, 8-11	Mike Watkins at Michigan, 1/3/19
	.714, 5-7	Josh Reaves vs. Wright State, 11/20/18
3-Point FG Made	7	Rasir Bolton vs. COLGATE, 12/8/18
	5	Myles Dread at DePaul, 11/15/18
3-Point FG Att.	10	Myles Dread vs. RUTGERS, 1/26/19
	10	Myles Dread at DePaul, 11/15/18
	9	Myles Dread vs. IOWA, 1/16/19
	9	Josh Reaves vs. IOWA, 1/16/19
	9	Rasir Bolton vs. UMBC, 12/29/18
	9	Rasir Bolton vs. COLGATE, 12/8/18
3-Pt FG Pct (min 2 made)	1,000, 3-3	Lamar Stevens at Minnesota, 1/19/19
	1,000, 3-3	Trent Buttrick at Alabama, 12/21/18
	.778, 7-9	Rasir Bolton vs. COLGATE, 12/8/18
Free Throws Made	14	Lamar Stevens vs. PURDUE (ot), 1/31/18
	12	Lamar Stevens vs. Bradley, 11/21/18
Free Throw Att.	17	Lamar Stevens vs. PURDUE (ot), 1/31/18
	14	Lamar Stevens at Duquesne, 12/19/18
	14	Lamar Stevens vs. Bradley, 11/21/18
FT Pct (min 4 made)	1,000, 8-8	Lamar Stevens vs NORTH FLORIDA, 11/9/18
	1,000, 6-6	Rasir Bolton at Duquesne, 12/19/18
	1,000, 6-6	Rasir Bolton vs. COLGATE, 12/8/18
	1,000, 5-5	Rasir Bolton vs. IOWA, 1/16/19
	1,000, 5-5	Myreon Jones at Alabama, 12/21/18
	1,000, 4-4	Rasir Bolton vs. RUTGERS, 1/26/19
	1,000, 4-4	Lamar Stevens vs. WISCONSIN, 1/6/19
	1,000, 4-4	Rasir Bolton at Maryland, 12/1/18
	1,000, 4-4	Josh Reaves vs. Bradley, 11/21/18
	1,000, 4-4	Lamar Stevens vs. Wright State, 11/20/18
Rebounds	16	Mike Watkins vs. COLGATE, 12/8/18
	14	Mike Watkins at Nebraska, 1/10/19
Assists	9	Josh Reaves vs. MICHIGAN STATE, 1/13/19
	8	Josh Reaves at DePaul, 11/15/18
Steals	6	Myles Dread vs. Wright State, 11/20/18
	5	Josh Reaves vs. MICHIGAN STATE, 1/13/19
	5	Josh Reaves vs INDIANA, 12/4/18
	4	Josh Reaves at Duquesne, 12/19/18
	4	Josh Reaves at Maryland, 12/1/18
	4	Jamari Wheeler at Maryland, 12/1/18
	4	Josh Reaves at DePaul, 11/15/18
	4	Josh Reaves vs NORTH FLORIDA, 11/9/18
Blocked Shots	4	Mike Watkins vs. IOWA, 1/16/19
	3	Mike Watkins at Northwestern, 2/4/19
	3	Josh Reaves vs. MICHIGAN STATE, 1/13/19
	3	Mike Watkins at Nebraska, 1/10/19
	3	Trent Buttrick vs NORTH FLORIDA, 11/9/18
Minutes	43	Lamar Stevens vs. PURDUE (ot), 1/31/18
	43	Lamar Stevens at DePaul (ot), 11/15/18
	42	Josh Reaves vs. PURDUE (ot), 1/31/18
	41	Myles Dread at DePaul (ot), 11/15/18
	40	Lamar Stevens at Michigan, 1/3/19
	40	Josh Reaves vs. NC State, 12/15/18
	40	Lamar Stevens vs. Bradley, 11/21/18
	40	L. Stevens vs JACKSONVILLE STATE, 11/12/18

OPPONENT INDIVIDUAL HIGHS

Points	38	Carsen Edwards, PURDUE (ot), 1/31/19
	22	Luka Garza, IOWA, 1/16/19
	22	Isaiah Roby, Nebraska, 1/10/19
	22	Ethan Happ, WISCONSIN, 1/6/19
	21	Eric Williams Jr., Duquesne, 12/19/18
	21	Max Strus, DePaul, 11/15/18
	20	Geo Baker, RUTGERS, 1/26/19
	19	Jordan Murphy, Minnesota, 1/19/19
	19	Jordan Bohannon, IOWA, 1/16/19
	19	Glynn Watson Jr, Nebraska, 1/10/19
Field Goals Made	12	Carsen Edwards, PURDUE (ot), 1/31/19
	10	Ethan Happ, WISCONSIN, 1/6/19
	9	Luka Garza, IOWA, 1/16/19
Field Goal Att.	24	Carsen Edwards, PURDUE (ot), 1/31/19
	24	Ethan Happ, WISCONSIN, 1/6/19
	20	Max Strus, DePaul, 11/15/18
FG Pct (min 5 made)	.889, 8-9	Isaiah Roby, Nebraska, 1/10/19
	.833, 5-6	Trevion Williams, PURDUE (ot), 1/31/19
3-Point FG Made	8	Carsen Edwards, PURDUE (ot), 1/31/19
	6	Ryan Cline, PURDUE (ot), 1/31/19
3-Point FG Att.	15	Carsen Edwards, PURDUE (ot), 1/31/19
	11	Max Strus, DePaul, 11/15/18
3-Pt FG Pct (min 2 made)	1,000, 4-4	Isaiah Moss, IOWA, 1/16/19
	1,000, 3-3	Brad Davison, WISCONSIN, 1/6/19
	1,000, 2-2	Brevin Pritzl, WISCONSIN, 1/6/19
	1,000, 2-2	Ezekiel Balogun, NORTH FLORIDA, 11/9/18
	.800, 4-5	Ty Outlaw, VIRGINIA TECH, 11/27/18
Free Throws Made	8	Nojel Eastern, PURDUE (ot), 1/31/19
	8	Michael Hughes, Duquesne, 12/19/18
	8	Eric Williams Jr., Duquesne, 12/19/18
	8	Sincere Carry, Duquesne, 12/19/18
	8	Bruno Fernando, Maryland, 12/1/18
	7	Eugene Omoruyi, RUTGERS, 1/26/19
Free Throw Att.	10	Sincere Carry, Duquesne, 12/19/18
	9	Dupree McBrayer, Minnesota, 1/19/19
FT Pct (min 3 made)	1,000, 8-8	Nojel Eastern, PURDUE (ot), 1/31/19
	1,000, 8-8	Michael Hughes, Duquesne, 12/19/18
	1,000, 8-8	Eric Williams Jr., Duquesne, 12/19/18
	1,000, 8-8	Bruno Fernando, Maryland, 12/1/18
	1,000, 6-6	Carsen Edwards, PURDUE (ot), 1/31/19
	1,000, 4-4	Joe Wieskamp, IOWA, 1/16/19
	1,000, 4-4	Cassius Winston, MICHIGAN STATE, 1/13/19
	1,000, 4-4	Tavian Dunn-Martin, Duquesne, 12/19/18
Rebounds	21	Jordan Murphy, Minnesota, 1/19/19
	15	Jaylen Butz, DePaul, 11/15/18
Assists	7	I. Gandia-Rosa, NORTH FLORIDA, 11/9/18
	6	Vic Law, at Northwestern, 2/4/19
	6	Jordan Murphy, Minnesota, 1/19/19
	6	Jordan Bohannon, IOWA, 1/16/19
	6	Cassius Winston, MICHIGAN STATE, 1/13/19
	6	Sincere Carry, Duquesne, 12/19/18
	6	Eli Cain, DePaul, 11/15/18
Steals	6	Sincere Carry, Duquesne, 12/19/18
	4	Cassius Winston, MICHIGAN STATE, 1/13/19
	4	Devin Gage, DePaul, 11/15/18
Blocked Shots	5	Nate Reuvers, WISCONSIN, 1/6/19
	4	Isaiah Roby, Nebraska, 1/10/19

Home games indicated by CAPS.

PENN STATE: LAST TIME IT HAPPENED

TEAM WON / LOSS

BEAT TOP 25 TEAM	11/27/18 vs. No. 13 Virginia Tech (63-62)
BEAT TOP 25 TEAM ROAD	1/25/18 at No. 13 Ohio State (82-79)
BEAT TOP 10 TEAM	2/15/18 vs. No. 8 Ohio State (79-56)
BEAT TOP 5 TEAM	2/17/16 vs. No. 4 Iowa (79-75)
BEAT A BIG TEN TEAM BY 20+	2/15/18 vs. No. 8 Ohio State (79-56)
WON IN OVERTIME	1/12/18 vs. Nebraska (76-74 (ot))
LOST IN OVERTIME	1/31/19 vs. No. 17 Purdue (L, 90-99 (ot))
PLAYED DOUBLE OVERTIME	3/6/16 vs. Illinois (W, 86-79 (2ot))
PLAYED TRIPLE OVERTIME	2/1/17 at Indiana (L, 110-102 (3ot))
NEVER TRAILED	12/8/18 vs. Colgate (76-65)
CAME FROM 20+ DOWN TO WIN	3/15/95 (NIT) vs Miami (62-56) (-20)
CAME FROM 15+ DOWN TO WIN	12/19/15 at Drexel (63-57) (-17)
CAME FROM 10-14 DOWN TO WIN	3/14/18 vs. Temple-NIT (63-57) (-11)
WON BIG TEN ROAD	2/4/19 at Northwestern (59-52)
WON BIG TEN NEUTRAL	1/7/17 vs. Michigan State (The Palestra) (72-63)
WON TOP 25 BIG TEN ROAD	1/25/18 at 13/13 Ohio State (82-79)
WON NON-CONFERENCE ROAD	12/19/18 at Duquesne, (73-67)
WON NON-CONFERENCE NEUTRAL	11/20/18 vs. Wright St., Cancun Chall. (77-59)
LOST BIG TEN AT HOME	1/31/19 vs. Purdue (90-99 (ot))
LOST NON-CONFERENCE AT BJC	12/22/17 vs. Rider (70-71)
LOST NON-CONFERENCE AT REC HALL	12/14/13 vs. Princeton (71-69 (ot)) - at Rec Hall

TEAM SCORING

SCORED 100+	2/1/17 at Indiana (102 (3ot))
ALLOWED 100+	2/1/17 at Indiana, 110 (3ot))
BOTH TEAMS SCORED 100+	2/1/17 at Indiana (L, 110-102 (3ot))
SCORED 90+	1/31/19 vs. No. 17 Purdue (90)
ALLOWED 90+	1/31/19 vs. No. 17 Purdue (99-90 (ot))
SCORED 80+	3/29/18 vs. Utah-NIT (82-66)
CONSECUTIVE GAMES SCORING 80+	3; 11/20/17 vs. Pittsburgh ((85) 11/21/17 vs. 16/19 Texas A&M (87), 11/24/17 vs. Oral Roberts (86) 3; 11/11/16 vs. Albany (81), 11/13/16 vs. Duquesne (82), 11/15/16 vs. Grand Canyon (85)
SCORED UNDER 50	1/25/16 at Ohio State (46)
SCORED UNDER 40	2/21/15 at Northwestern (39)
SCORED 60+ IN A HALF	12/19/09 vs. Gardner-Webb (60 2nd)
SCORED 50+ IN FIRST HALF	12/18/16 vs. St. John's (52)
SCORED 50+ IN SECOND HALF	11/10/17 vs. Campbell (50)
SCORED 45+ IN FIRST HALF	1/16/19 vs. Iowa (82-89)
BENCH SCORED 50+	12/7/05 vs. UMKC (50)
OPP SCORED 45 OR LESS	1/27/18 vs. Rutgers (43)
CONSECUTIVE OPP BELOW 45	2009 at Temple (45) & UMBC (42)
OPP SCORED 40 OR LESS	3/6/14 at Northwestern (32)
CONSECUTIVE OPP BELOW 40	2007 vs. Princeton (38) & Denver (39)
OPP SCORED 10 OR LESS IN HALF	12/15/07 Denver (10)
OPP SCORED 15 OR LESS IN HALF	2/7/15 Nebraska (13)

TEAM SHOOTING

SHOT 60%+ FG	11/25/09 vs. Sacred Heart (63.8%)
SHOT 60%+ FG IN BIG TEN	1/3/06 vs Northwestern (64.0%)
SHOT 50%+ FG IN BIG TEN	2/18/18 at Purdue (28-56, 50.0%)
SHOT 70% IN HALF	1/5/18 vs. Northwestern (17-24, 70.8%)
SHOT 60% IN HALF	1/25/18 at 13/13 Ohio State (2nd, 15-25, 60.0%)
SHOT UNDER 30%	11/21/18 vs. Bradley (17-59, 28.8%)
SHOT 70%+ FROM 3PT	PSU record - 1/25/18 at 13/13 Ohio State, 11-14, 78.6%
SHOT 60%+ FROM 3PT	11/28/10 vs. Furman (12-19, 63.2%)
SHOT 50%+ FROM 3PT	11/20/18 vs. Wright State, Cancun Challenge (9-17, 52.9%)
SHOT 95%+ FROM FT	12/21/18 at Alabama (5-5, 100%)
SHOT 90%+ FROM FT	2/11/17 at Illinois (18-20, 90%)
SHOT 85%+ FROM FT	12/21/16 vs Morgan State (21-24, 87.5%)
SHOT 40% OR LESS FT	1/25/16 at Ohio State (2-5, 40%)
SHOT 0.0% FT	1/3/12 at Wisconsin (0-1, 0.0%)

OPP SHOT 60%+ FG	12/15/18 NC State (60.7%)
OPP SHOT BELOW 30% FG	1/1/17 at Rutgers (18-63, 28.6%)
OPP SHOT 0.0% 3FG	12/17/17 at George Mason (0-14)

TEAM REBOUNDING

50+ REBOUNDS	12/29/12 vs. Duquesne (50)
45+ REBOUNDS	1/10/19 at Nebraska (46)
20+ OFFENSIVE REBS	1/10/19 at Nebraska (21)
20 OR LESS REBOUNDS	2/29/12 at Purdue (17)
OPP 20 OR LESS REBOUNDS	2/11/17 at Illinois (20)

TEAM STEALS, ASSISTS, TURNOVERS, BLOCKS

15+ STEALS	11/12/17 vs. Fairleigh Dickinson (18)
10+ STEALS	12/4/18 vs. Indiana, (12)
30+ ASSISTS	12/30/06 vs. VMI (36)
20+ ASSISTS	1/16/19 vs. Iowa (23)
CONSEC. GAMES/ 20+ ASSISTS	1/2/18 at Maryland (20) & 12/30/17 vs. Coppin St. (22) 12/18/16 vs. St. John's (23), 12/21/16 vs Morgan State (23) 11/13/16 vs. Duquesne (20), 11/15/16 vs. Grand Canyon (20)
5 OR FEWER TURNOVERS	3/1/18 vs. Northwestern-BTT (5)
20 + TURNOVERS	11/12/17 vs. Fairleigh Dickinson (23)
OPP 25+ TURNOVERS	11/12/17 Fairleigh Dickinson (31)
10+ BLOCKS	12/22/17 vs. Rider (12)
10 PLAYERS 10+ MINUTES	12/19/09 vs. Gardner-Webb (10)

INDIVIDUAL SCORING

PLAYER 40+ POINTS	Gene Harris (46) vs. Holy Cross, 12/28/1961
PLAYER 35+ POINTS	D. J. Newbill (37) vs. Purdue, 1/17/2015
PLAYER 30-34 POINTS	Lamar Stevens (30) at Marquette-NIT, 3/20/18
3 PLAYERS 20+ POINTS	Claxton, Comley, Hassell vs. VMI, 12/30/2006
2 PLAYERS 20+ POINTS	Lamar Stevens (25) & Rasir Bolton (25) vs. Jacksonville State, 11/12/18
6+ PLAYERS 10+ POINTS	11/20/17 vs. Pittsburgh (6)
5+ PLAYERS 10+ POINTS	1/31/19 vs. No. 17 Purdue (5)
2+ PLAYERS DOUBLE-DOUBLES	1/3/19 at Michigan Mike Watkins (19 pts/12 reb) & Lamar Stevens (17 pts/10 reb)

MISC. INDIVIDUAL

PLAYER 20+ REBOUNDS	Aaron Johnson (21) vs. Northwestern, 1/22/05
PLAYER 15+ REBOUNDS	Mike Watkins (16) vs. Colgate, 12/8/18
PLAYER 10+ ASSISTS	Tony Carr (14) vs. Utah-NIT (82-66), 3/29/18
PLAYER 5+ STEALS	Josh Reaves (5) vs. Michigan State, 1/13/19
PLAYER 5+ BLOCKS	Mike Watkins (7) vs. Wisconsin, 12/4/17
PLAYER 5+ BLOCKS, Consec. Games	Mike Watkins (5) vs. Albany, 11/11/16; Duquesne, 11/13/16
PLAYER 6+ THREES	Rasir Bolton (7) vs. Colgate, 12/8/18

2018-19 PENN STATE BOX SCORES

G1: Penn State 87, North Florida 72

Nov. 9, 2018 • Bryce Jordan Center • University Park, Pa.

North Florida	FG	3FG	FT	R	PF	TP	A	TO	B	S	Min
N. Horchler	f 5-9	0-2	0-3	0-10-10	3	10	0	3	2	0	25
W. Aminu	f 3-4	0-0	2-2	0-2-2	5	8	0	1	1	0	11
J. Escobar	g 2-5	1-3	0-0	0-1-1	2	5	0	2	0	1	22
Gandia-Rosa	g 3-10	0-4	1-1	1-0-1	5	7	1	0	1	0	25
G. Sams	g 6-17	1-8	3-4	2-0-2	2	16	1	2	0	1	29
E. Balogun	4-5	2-2	0-2	3-2-5	4	10	0	2	2	1	17
R. Burkhardt	0-1	0-1	0-0	0-0-0	0	0	0	0	0	1	11
B. Coffey	1-2	0-0	1-2	0-0-0	3	3	3	2	0	1	15
T. Day	2-7	1-4	3-4	1-4-5	3	8	1	1	0	3	16
C. Hendricksen	0-3	0-3	3-4	2-4-6	0	3	0	0	0	0	17
C. Copeland	1-1	0-0	0-0	0-1-1	2	2	1	1	0	0	12
Team				2-3-5							
Totals	27-64	5-27	13-22	11-27-38	29	72	13	15	6	9	200
Pct.	42.2	18.5	59.1								

	1	%	2	%	Game	%	DB
FGS	11-33	33.3	16-31	51.6	27-64	42.2	
3FGS	0-13	0.0	5-14	35.7	5-27	18.5	5
FT	6-9	66.7	7-13	53.8	13-22	59.1	

Penn State	FG	3FG	FT	R	PF	TP	A	TO	B	S	Min
L. Stevens	f 7-14	0-2	8-8	0-10-10	3	22	0	4	1	0	36
J. Harrar	f 3-5	0-0	1-4	3-4-7	2	7	0	3	0	0	16
M. Dread	g 6-10	4-8	1-2	0-2-2	2	17	2	0	0	0	31
J. Wheeler	g 1-2	0-1	1-2	0-3-3	4	3	3	2	0	1	23
J. Reeves	g 5-8	1-1	8-10	0-3-3	3	19	4	4	1	4	33
M. Jones	1-8	0-2	0-1	0-1-1	2	2	0	0	0	1	14
D. Zemgulis	0-1	0-1	0-0	0-2-2	0	0	2	0	0	0	5
R. Bolton	3-5	2-3	5-6	0-3-3	1	13	6	2	0	0	22
T. Buttrick	1-4	1-3	1-2	1-1-2	2	4	0	0	3	1	20
Team				5-1-6							
Totals	27-57	8-21	25-35	9-30-39	19	87	17	15	5	7	200
Pct.	47.4	38.1	71.4								

	1	%	2	%	Game	%	DB
FGS	13-28	46.4	14-29	48.3	27-57	47.4	
3FGS	3-12	25.0	5-9	55.6	8-21	38.1	4
FT	11-14	78.6	14-21	66.7	25-35	71.4	

Officials: Paul Szecel, Courtney Green, Donnie Eppley

Attendance: 9,060 • Technical Fouls: None

Flagrant-1 on PSU #2 at 15:15 of 2nd half

Score by Periods	1	2	Total
North Florida	28	44	72
Penn State	40	47	87

G2: Penn State 76, Jacksonville State 61

Nov. 12, 2018 • Bryce Jordan Center • University Park, Pa.

Jacksonville St.	FG	3FG	FT	R	PF	TP	A	TO	B	S	Min
J. Burnell	f 5-12	1-3	3-3	2-10-12	5	14	2	2	1	0	33
Cunningham	f 5-8	0-0	0-1	5-4-9	3	10	0	4	1	1	25
D. Mostella	g 7-16	1-6	2-2	1-1-2	2	17	0	3	0	2	30
T. Hudson	g 2-7	0-2	3-3	0-2-2	3	7	4	0	0	0	28
M. Hunter	g 2-6	1-3	0-0	3-4-7	0	5	0	2	0	0	27
J. Gregory	2-7	0-0	4-7	0-2-2	4	8	0	2	1	2	24
M. Zelznak	0-0	0-0	0-0	0-1-1	0	0	0	1	0	0	6
M. Dunlap	0-0	0-0	0-0	1-1-2	0	0	0	0	0	0	8
J. Cross	0-2	0-0	0-0	0-0-0	3	0	0	0	0	0	15
D. St. Hilaire	0-0	0-0	0-0	0-0-0	2	0	0	2	0	0	4
Team				0-0-0							
Totals	23-58	3-14	12-16	12-25-37	22	61	6	16	3	5	200
Pct.	39.7	21.4	75.0								

	1	%	2	%	Game	%	DB
FGS	11-27	40.7	12-31	38.7	23-58	39.7	
3FGS	2-5	40.0	1-9	11.1	3-14	21.4	5, 1
FT	8-10	80.0	4-6	66.7	12-16	75.0	

Penn State	FG	3FG	FT	R	PF	TP	A	TO	B	S	Min
L. Stevens	f 9-18	2-6	5-7	2-7-9	2	25	3	1	1	2	40
J. Harrar	f 1-3	0-0	1-3	4-2-6	2	3	0	0	0	1	26
M. Dread	g 3-12	1-8	0-0	3-2-5	2	7	1	0	0	0	37
J. Wheeler	g 0-4	0-2	0-0	1-1-2	3	0	2	1	0	1	21
J. Reeves	g 4-6	2-3	1-1	0-2-2	3	11	2	1	2	2	23
M. Jones	0-4	0-2	2-3	0-1-1	0	2	1	0	0	1	9
R. Bolton	8-14	4-8	5-7	0-1-1	2	25	1	1	0	0	30
T. Buttrick	1-3	1-3	0-0	2-3-5	3	3	0	1	1	0	14
Team				3-1-4							
Totals	26-64	10-32	14-21	15-20-35	17	76	10	6	3	7	200
Pct.	40.6	31.3	66.7								

	1	%	2	%	Game	%	DB
FGS	13-33	39.4	13-31	41.9	26-64	40.6	
3FGS	5-16	31.3	5-16	31.3	10-32	31.3	4, 2
FT	6-10	60.0	8-11	72.7	14-21	66.7	

Officials: Bill Elk, Chris Beaver, Bill McCarthy

Attendance: 7,722 • Technical Fouls: None

Flagrant foul on JSU #00 at 1:02 of 2nd half

Score by Periods	1	2	Total
Jacksonville State	32	29	61
Penn State	47	39	76

G3: DePaul 72, Penn State 70 (OT)

Nov. 15, 2018 • Wintrust Arena • Chicago, Ill.

Penn State	FG	3FG	FT	R	PF	TP	A	TO	B	S	Min
L. Stevens	f 9-20	0-1	7-11	1-11-12	3	25	2	3	0	2	43
J. Harrar	f 1-2	0-0	1-2	0-3-3	5	3	2	3	0	0	31
M. Dread	g 7-15	5-10	0-0	1-3-4	2	19	0	1	1	1	41
J. Wheeler	g 1-2	0-1	0-1	0-3-3	2	2	0	2	0	2	22
J. Reeves	g 5-9	3-7	0-0	4-2-6	4	13	8	2	1	4	37
M. Jones	1-3	1-2	0-0	0-0-0	0	3	0	1	0	0	6
D. Zemgulis	0-0	0-0	0-0	0-0-0	0	0	0	0	0	0	1
R. Bolton	0-10	0-6	0-0	1-3-4	4	0	0	4	0	1	30
T. Buttrick	1-3	1-3	2-2	2-0-2	3	5	1	0	0	0	14
Team				1-1-2							
Totals	25-64	10-30	10-16	10-26-36	23	70	13	16	2	10	225
Pct.	39.1	33.3	62.5								

	1	%	2	%	OT	%	Game	%	DB
FGS	12-32	37.5	13-26	50.0	0-6	0.0	25-64	39.1	
3FGS	5-15	33.3	5-12	41.7	0-3	0.0	10-30	33.3	1, 0
FT	2-3	66.7	6-11	54.5	2-2	100.0	10-16	62.5	

DePaul	FG	3FG	FT	R	PF	TP	A	TO	B	S	Min
J. Butz	f 3-4	0-0	2-4	5-10-15	4	8	1	4	0	0	32
D. Gage	g 5-9	0-2	4-5	0-2-2	3	14	3	6	0	4	34
Coleman-Lands	g 1-7	0-5	1-2	0-0-0	0	3	1	2	0	2	31
E. Cain	g 2-9	0-2	1-3	0-7-7	0	5	6	2	1	0	43
M. Strus	g 7-20	3-11	4-5	2-7-9	4	21	2	1	0	1	43
P. Reed	4-6	0-1	0-0	2-4-6	3	8	1	1	1	0	12
F. Olujobi	6-9	0-1	1-2	1-3-4	3	13	0	0	0	2	30
Team				3-1-4							
Totals	28-64	3-22	13-21	13-34-47	17	72	14	16	2	9	225
Pct.	43.8	13.6	61.9								

	1	%	2	%	OT	%	Game	%	DB
FGS	15-29	51.7	12-29	41.4	1-6	16.7	28-64	43.8	
3FGS	0-7	0.0	3-12	25.0	0-3	0.0	3-22	13.6	5, 0
FT	6-9	66.7	5-8	62.5	2-4	50.0	13-21	61.9	

Officials: Lamont Simpson, D.J. Carstensen, Steve McJunkins

Attendance: 3,926 • Technical Fouls: DePaul: Olujobi, 2nd, 14:27, Team

Score by Periods	1	2	OT	Total
Penn State	31	37	2	70
DePaul	36	32	4	72

G4: Penn State 77, Wright State 59

Nov. 20, 2018 • Hard Rock Hotel Riviera Maya • Cancun, Mexico

|--|

2018-19 PENN STATE BOX SCORES

G7: #24 Maryland 66, Penn State 59 Dec. 1, 2018 • Xfinity Center • College Park, Md.

Penn State	FG	3FG	FT	R	PF	TP	A	TO	B	S	Min
L. Stevens	f	9-24	1-4	0-1	1-7-8	2	19	1	1	0	35
J. Harrar	f	3-3	0-0	0-0	3-1-4	3	6	1	0	0	23
M. Dread	g	1-3	0-2	0-1	0-2-2	2	2	1	0	1	25
J. Wheeler	g	0-1	0-0	0-0	0-0-0	3	2	2	1	0	15
J. Reeves	g	7-18	3-8	0-0	3-4-7	4	17	2	5	0	38
M. Watkins	g	0-0	0-0	0-0	0-0-0	4	0	1	0	2	11
M. Jones	g	0-3	0-1	0-0	0-0-0	0	0	0	0	0	13
R. Bolton	g	5-8	1-3	4-4	1-1-2	3	15	0	0	0	31
T. Buttrick	g	0-3	0-3	0-0	0-2-2	3	0	0	0	0	9
Team					2-1-3						
Totals	25-63	5-21	4-6	10-18-28	24	59	9	8	2	12	200
Pct.	39.7	23.8	66.7								

	1	%	2	%	Game	%	DB
FGS	14-33	42.4	11-30	36.7	25-63	39.7	
3FGS	3-11	27.3	2-10	20.0	5-21	23.8	0,0
FT	0-2	0.0	4-4	100.0	4-6	66.7	

Maryland	FG	3FG	FT	R	PF	TP	A	TO	B	S	Min
B. Fernando	f	2-6	0-0	8-8	3-10-13	2	12	2	3	1	0
J. Smith	f	7-12	1-2	1-4	2-6-8	3	16	0	1	0	33
A. Cowan	g	6-12	2-6	1-1	0-2-2	2	15	4	6	0	34
E. Ayala	g	1-3	0-2	6-8	0-4-4	2	8	2	2	0	34
D. Morsell	g	3-5	0-1	0-2	2-2-4	2	6	1	3	0	24
I. Bender	g	0-0	0-0	0-0	0-0-0	0	0	0	0	0	1
S. Smith	g	0-0	0-0	0-0	0-1-1	0	0	0	1	0	8
R. Lindo	g	0-0	0-0	0-0	0-0-0	1	0	0	0	0	4
A. Wiggins	g	3-7	1-3	2-2	1-2-3	2	9	0	1	0	26
Team					2-3-5						
Totals	22-45	4-14	18-25	10-30-40	14	66	9	17	1	2	200
Pct.	48.9	28.6	72.0								

	1	%	2	%	Game	%	DB
FGS	8-21	38.1	14-24	58.3	22-45	48.9	
3FGS	1-8	12.5	3-6	50.0	4-14	28.6	2,0
FT	13-17	76.5	5-5	60.0	18-25	72.0	

Officials: Larry Sciroto, Courtney Green, Lewis Garrison
Attendance: 15,481 • **Technical Fouls:** None

Score by Periods: 1 2 Total
 Penn State 31 28 59
 Maryland 30 36 66

G8: Indiana 64, Penn State 62 Dec. 4, 2018 • Bryce Jordan Center • University Park, Pa.

Indiana	FG	3FG	FT	R	PF	TP	A	TO	B	S	Min
J. Smith	f	0-4	0-0	0-0	3-6-9	4	0	0	3	0	25
J. Morgan	f	5-12	0-2	0-0	0-6-6	4	10	0	1	1	26
R. Langford	g	6-13	2-5	3-3	1-5-6	2	17	2	2	0	34
A. Durham	g	3-5	2-3	4-6	0-1-1	3	12	2	1	0	29
R. Phinisee	g	4-9	1-2	3-3	0-5-5	0	12	5	1	1	29
D. Green	g	2-5	2-3	0-0	0-3-3	0	6	3	4	1	17
Z. McRoberts	g	0-1	0-1	0-0	1-1-2	0	0	0	1	0	11
D. Davis	g	1-1	0-0	0-0	0-0-0	4	2	0	1	0	5
C. Moore	g	1-1	0-0	1-1	1-3-4	2	3	2	2	1	7
E. Fitzner	g	1-4	0-2	0-1	0-5-5	2	2	1	0	1	17
Team					1-0-1						
Totals	23-55	7-18	11-14	7-35-42	21	64	12	16	5	6	200
Pct.	41.8	38.9	78.6								

	1	%	2	%	Game	%	DB
FGS	12-33	36.4	11-22	50.0	23-55	41.8	
3FGS	5-14	35.7	2-4	50.0	7-18	38.9	0,0
FT	5-6	83.3	6-8	75.0	11-14	78.6	

Penn State	FG	3FG	FT	R	PF	TP	A	TO	B	S	Min
L. Stevens	f	5-13	0-3	2-4	1-9-10	2	12	2	2	0	37
J. Harrar	f	1-2	0-0	3-6	4-2-6	3	5	0	0	0	22
M. Dread	g	4-10	2-7	2-2	0-2-2	3	12	0	1	0	25
R. Bolton	g	6-14	2-5	3-4	2-2-4	3	17	2	3	0	35
J. Reeves	g	1-9	0-1	1-6	3-4-7	2	3	3	1	2	35
M. Jones	g	2-5	1-3	0-1	0-1-1	1	5	2	1	0	15
J. Wheeler	g	1-4	0-1	0-0	4-4-8	1	2	2	0	2	17
M. Watkins	g	3-4	0-0	0-3	0-2-2	1	6	0	1	0	11
T. Buttrick	g	0-1	0-1	0-0	0-0-0	0	0	0	0	0	4
Team					1-2-3						
Totals	23-62	5-21	11-26	15-28-43	16	62	11	11	2	12	200
Pct.	37.1	23.8	42.3								

	1	%	2	%	Game	%	DB
FGS	12-30	40.0	11-32	34.4	23-62	37.1	
3FGS	2-8	25.0	3-13	23.1	5-21	23.8	4,0
FT	4-14	28.6	7-12	58.3	11-26	42.3	

Officials: D.J. Carstensen, Bill Ek, Donnie Eppley
Attendance: 8,972 • **Technical Fouls:** None

Score by Periods: 1 2 Total
 Indiana 34 30 64
 Penn State 30 32 62

G9: Penn State 76, Colgate 65 Dec. 8, 2018 • Bryce Jordan Center • University Park, Pa.

Colgate	FG	3FG	FT	R	PF	TP	A	TO	B	S	Min
W. Rayman	f	4-9	2-3	5-8	1-6-7	4	15	1	3	2	35
R. Ivanuskas	f	7-13	0-1	0-0	0-4-4	5	14	4	1	0	30
D. Batt	c	1-2	0-0	0-0	0-1-1	2	2	1	0	0	20
J. Burns	g	4-12	2-6	0-0	1-0-1	3	10	3	6	1	33
T. Richardson	g	5-7	3-4	0-0	0-2-2	0	13	4	1	1	32
M. Regisford	g	0-2	0-0	0-0	0-5-5	0	0	1	2	0	16
J. Ferguson	g	3-7	2-5	0-0	0-1-1	1	8	0	0	0	18
F. Amiel	g	1-2	1-2	0-0	0-3-3	0	3	0	0	0	16
Team					0-0-0						
Totals	25-54	10-21	5-8	2-22-24	15	65	14	14	4	9	200
Pct.	46.3	47.6	62.5								

	1	%	2	%	Game	%	DB
FGS	12-25	48.0	13-29	44.8	25-54	46.3	
3FGS	3-8	37.5	7-13	53.8	10-21	47.6	1,1
FT	3-5	60.0	2-3	66.7	5-8	62.5	

Penn State	FG	3FG	FT	R	PF	TP	A	TO	B	S	Min
L. Stevens	f	5-13	0-4	2-2	4-6-10	2	12	2	4	1	39
M. Watkins	f	6-11	0-0	6-9	5-11-16	1	18	0	2	2	23
M. Dread	g	1-6	1-4	0-0	0-0-0	1	3	2	0	0	22
R. Bolton	g	7-13	7-9	6-6	0-0-0	2	27	1	4	0	31
J. Reeves	g	4-9	1-5	0-0	1-5-6	3	9	5	1	1	34
M. Jones	g	1-3	1-3	0-0	0-0-0	0	3	1	2	0	13
J. Wheeler	g	0-1	0-0	0-0	0-3-3	1	0	3	2	0	15
J. Harrar	g	1-3	0-0	2-2	2-1-3	1	4	0	1	1	16
T. Buttrick	g	0-1	0-1	0-0	0-1-1	2	0	1	0	0	7
Team					2-2-4						
Totals	25-60	10-26	16-19	14-29-43	13	76	15	16	5	7	200
Pct.	41.7	38.5	84.2								

	1	%	2	%	Game	%	DB
FGS	15-33	45.5	10-27	37.0	25-60	41.7	
3FGS	7-15	46.7	3-11	27.3	10-26	38.5	1
FT	4-5	80.0	12-14	85.7	16-19	84.2	

Officials: Bill McCarthy, Edwin Young, Ed Phillips
Attendance: 8,056 • **Technical Fouls:** None

Score by Periods: 1 2 Total
 Colgate 30 35 65
 Penn State 41 35 76

G10: NC State 89, Penn State 78 Dec. 15, 2018 • Boardwalk Hall • Atlantic City, N.J.

NC State	FG	3FG	FT	R	PF	TP	A	TO	B	S	Min
W. Walker	f	4-7	1-2	0-0	2-6-8	4	9	1	1	0	25
T. Dorn	g	7-11	0-1	1-3	0-4-4	2	15	0	2	0	25
B. Beverly	g	7-10	3-4	1-1	0-3-3	4	18	5	1	0	31
C. Bryce	g	4-4	1-1	4-6	1-3-4	0	13	0	3	0	30
D. Daniels	g	2-6	0-0	1-2	0-4-4	4	5	2	2	1	22
Funderburk	g	4-4	1-1	3-4	1-1-2	5	12	0	2	0	13
J. Helles	g	0-2	0-0	0-0	0-3-3	2	0	0	0	0	16
E. Lockett	g	1-2	0-0	0-0	0-2-2	1	2	0	1	0	8
M. Johnson											

2018-19 PENN STATE BOX SCORES

G13: Penn State 74, UMBC 52

Dec. 29, 2018 • Bryce Jordan Center • University Park, Pa.

UMBC	FG	3FG	FT	R	PF	TP	A	TO	B	S	Min	
J. Sherburne	f	7-16	2-6	0-0	0-3-3	2	16	1	2	0	0	33
D. Akin	f	1-6	0-0	0-0	5-2-7	3	2	1	3	0	0	24
R. Eytelle-Rock	g	1-5	0-1	2-2	1-2-3	2	4	2	1	0	2	28
R. Council	g	2-2	1-1	0-0	0-0-0	0	5	1	0	0	0	13
K. Jackson	g	2-5	2-3	0-0	1-4-5	2	6	1	2	0	1	26
L. Rogers	g	0-0	0-0	0-0	0-0-0	0	0	0	0	0	0	1
J. Rosario	g	0-0	0-0	0-0	0-0-0	0	0	0	0	0	0	3
B. Horvath	g	2-6	0-2	0-2	1-0-1	1	4	1	1	0	1	22
J. Placer	g	4-4	1-1	0-0	0-0-0	1	9	0	1	0	0	15
S. Schwietz	g	0-3	0-0	2-2	1-3-4	2	2	1	0	0	0	13
A. Lamar	g	1-6	0-3	0-0	0-1-1	4	2	0	0	0	0	15
N. Gerrity	g	0-1	0-0	0-1	1-1-2	0	0	0	0	1	0	4
J. Schwietz	g	0-2	0-0	2-2	0-0-0	0	2	0	0	0	0	3
Team					4-0-4							
Totals		20-56	6-17	6-9	14-16-30	17	52	8	11	1	4	200
Pct.		35.7	35.3	66.7								

FGS	1	%	2	%	Game	%	DB
FGS	11-28	39.3	9-28	32.1	20-56	35.7	Reb
3FGS	3-8	37.5	3-9	33.3	6-17	35.3	1
FT	2-2	100.0	4-7	57.1	6-9	66.7	

Penn State	FG	3FG	FT	R	PF	TP	A	TO	B	S	Min	
L. Stevens	f	6-11	0-0	4-7	1-6-7	2	16	3	3	1	0	34
M. Watkins	f	2-3	0-0	3-6	1-3-4	0	7	1	1	2	0	20
T. Buttrick	f	1-4	0-2	1-1	0-2-2	0	3	0	1	1	1	11
R. Bolton	g	6-12	4-9	2-3	0-1-1	1	18	1	0	0	1	34
J. Reaves	g	3-5	1-1	2-2	0-2-2	2	9	5	1	2	1	33
M. Jones	g	2-5	2-4	0-0	0-3-3	0	6	2	0	0	1	17
D. Zengulis	g	0-0	0-0	0-0	0-1-1	0	0	0	0	0	1	2
M. Dread	g	3-6	3-5	0-0	0-0-0	3	9	0	1	0	1	19
D. Kasatkin	g	0-0	0-0	0-0	1-0-1	1	0	1	0	0	0	4
J. Wheeler	g	0-0	0-0	0-0	1-0-1	3	0	0	1	0	0	4
K. McCloskey	g	1-2	0-0	0-0	2-0-2	0	2	0	0	0	0	3
T. Nussbaum	g	0-0	0-0	0-0	0-0-0	1	0	0	0	0	0	1
J. Harrar	g	1-2	0-0	2-2	3-3-6	1	4	1	1	0	0	17
G. Hazle	g	0-0	0-0	0-0	0-1-1	0	0	0	0	0	0	1
Team					3-2-5							1
Totals		25-50	10-21	14-21	12-24-36	14	74	14	10	6	6	200
Pct.		50.0	47.6	66.7								

FGS	1	%	2	%	Game	%	DB
FGS	14-24	58.3	11-26	42.3	25-50	50.0	Reb
3FGS	5-10	50.0	5-11	45.5	10-21	47.6	4
FT	7-9	77.8	7-12	58.3	14-21	66.7	

Officials: Rob Riley, Courtney Green, John Floyd
Attendance: 9,042 • **Technical Fouls:** None
 Flagrant-1 on UMBC #33 at 10:33 of first half.
 Score by Periods: 1 2 Total
 UMBC 27 25 52
 Penn State 40 34 74

G14: #2 Michigan 68, Penn State 55

Jan. 3, 2019 • Crisler Center • Ann Arbor, Mich.

Penn State	FG	3FG	FT	R	PF	TP	A	TO	B	S	Min	
L. Stevens	f	8-18	0-1	1-2	1-9-10	2	17	2	3	0	0	40
J. Harrar	f	1-3	0-0	0-0	0-3-3	1	2	0	0	0	3	14
T. Buttrick	f	0-1	0-1	0-0	0-0-0	2	0	0	0	0	0	10
R. Bolton	g	3-7	0-3	0-0	0-1-1	1	6	1	7	0	0	31
J. Reaves	g	3-8	0-2	0-0	2-1-2	2	6	3	2	1	2	27
M. Jones	g	0-3	0-2	2-2	0-2-2	1	2	0	2	0	0	13
M. Dread	g	1-5	1-4	0-0	0-4-4	3	3	0	1	0	0	31
J. Wheeler	g	0-1	0-1	0-0	0-2-2	3	0	0	1	0	0	8
M. Watkins	g	8-11	0-0	3-5	4-8-12	1	19	0	1	2	1	26
Team					0-0-0							1
Totals		24-57	1-14	6-9	7-30-37	16	55	6	18	3	6	200
Pct.		42.1	7.1	66.7								

FGS	1	%	2	%	Game	%	DB
FGS	9-25	36.0	15-32	46.9	24-57	42.1	Reb
3FGS	0-3	0.0	1-11	9.1	1-14	7.1	3
FT	2-3	66.7	4-6	66.7	6-9	66.7	

Michigan	FG	3FG	FT	R	PF	TP	A	TO	B	S	Min	
I. Brazdeikis	f	6-16	1-3	3-4	1-10-11	1	16	0	1	1	2	38
J. Teske	c	3-9	1-3	2-4	0-5-5	3	9	2	0	2	1	32
C. Matthews	g	6-11	1-1	1-2	1-4-5	2	14	0	4	1	2	31
J. Poole	g	5-9	1-4	6-7	0-1-1	1	17	2	4	1	1	39
Z. Simpson	g	3-7	1-3	1-2	1-4-5	3	8	5	1	0	1	33
B. Jones Jr.	g	0-0	0-0	0-0	0-0-0	1	0	0	0	0	0	2
A. Davis	g	1-1	0-0	0-0	0-1-1	2	2	1	0	0	0	8
E. Brooks	g	1-2	0-0	0-0	0-1-1	0	2	0	0	1	1	17
Team					0-0-0							2
Totals		25-55	5-14	13-19	3-26-29	13	68	10	6	8	200	
Pct.		45.5	35.7	68.4								

FGS	1	%	2	%	Game	%	DB
FGS	10-28	35.7	15-27	55.6	25-55	45.5	Reb
3FGS	2-7	28.6	3-7	42.9	5-14	35.7	3
FT	3-3	100.0	10-16	62.5	13-19	68.4	

Officials: Chris Beaver, Donnie Eppley, Paul Szecel
Attendance: 12,707, sellout • **Technical Fouls:** None
 Score by Periods: 1 2 Total
 Penn State 20 35 55
 Michigan 25 43 68

G15: #22 Wisconsin 71, Penn State 52

Jan. 6, 2019 • Bryce Jordan Center • University Park, Pa.

Wisconsin	FG	3FG	FT	R	PF	TP	A	TO	B	S	Min	
E. Happ	f	10-24	0-0	2-2	4-4-8	3	22	4	1	1	0	34
N. Reuvers	f	5-7	1-2	0-1	0-2-3	3	11	1	0	5	0	25
D. Trice	g	2-9	1-6	0-0	0-1-1	4	5	4	1	0	3	29
K. Iverson	g	0-0	0-0	0-0	2-4-6	0	0	3	0	0	2	28
B. Davison	g	5-9	3-3	1-2	1-6-7	2	14	3	1	0	1	31
B. Pritzl	g	2-3	2-2	0-0	0-1-1	0	6	1	1	0	0	17
A. Ford	g	0-1	0-1	0-0	0-0-0	1	0	0	1	0	1	7
W. McGrooy	g	0-0	0-0	0-0	0-0-0	0	0	0	0	0	0	1
T. Strickland	g	1-1	0-0	0-0	0-0-0	0	2	0	0	0	0	1
C. Thomas	g	3-4	1-2	0-0	0-1-1	1	7	1	0	0	0	10
K. King	g	2-3	0-0	0-0	0-2-2	0	4	0	1	0	2	16
M. Ballard	g	0-0	0-0	0-0	0-0-0	0	0	0	0	0	0	1
Team					1-4-5							1
Totals		30-61	8-16	3-5	8-25-33	14	71	17	7	6	9	200
Pct.		49.2	50.0	60.0								

FGS	1	%	2	%	Game	%	DB
FGS	14-34	41.2	16-27	59.3	30-61	49.2	Reb
3FGS	4-7	57.1	4-9	44.4	8-16	50.0	0
FT	1-2	50.0	2-3	66.7	3-5	60.0	

Penn State	FG	3FG	FT	R	PF	TP	A	TO	B	S	Min	
L. Stevens	f	9-18	0-1	4-4	2-2-4	3	22	1	4	0	0	35
M. Watkins	f	2-2	0-0	0-0	3-7-10	1	4	0	5	1	1	23
M. Dread	g	4-7	3-7	0-3	0-5-5	1	9	0	0	0	0	27
R. Bolton	g	2-10	1-6	2-2	0-2-2	0	7	5	2	0	0	33
J. Reaves	g	3-8	0-1	0-1	2-2-6	3	6	1	2	0	1	28
M. Jones	g	0-3	0-2	1-2	0-1-1	1	1	1	1	0	1	17
J. Wheeler	g	0-1	0-0	0-0	1-0-1	0	0	2	0	1	0	14
J. Harrar	g	0-1	0-1	0-0	1-2-3	3	0	0	1	0	1	15
T. Buttrick	g	1-3	0-2	1-1	0-1-1	1	3	0	1	0	0	8
Team					2-0-2							
Totals		20-53	4-20	8-13	11-24-35	13	52	10	16	2	4	200
Pct.		37.7	20.0	61.5								

FGS	1	%	2	%	Game	%	DB
FGS	10-23	43.5	10-30	33.3	20-53	37.7	Reb
3FGS	2-8	25.0	2-12	16.7	4-20	20.0	2,1
FT	1-1	100.0	7-12	58.3	8-13	61.5	

Officials: Kelly Pfeifer, Bill McCarthy, Lewis Garrison
Attendance: 8,342 • **Technical Fouls:** None
 Score by Periods: 1 2 Total
 Wisconsin 33 38 71
 Penn State 23 29 52

G16: Nebraska 70, Penn State 64

Jan. 10, 2019 • Pinnacle Bank Arena • Lincoln, Neb.

Penn State	FG	3FG	FT	R	PF	TP	A	TO	B	S	Min	
L. Stevens	f	6-20	0-2	1-1	3-6-9	4	13	3	2	1	0	39
M. Watkins	f	4-5	0-0	4-9	6-8-14	0	12	0	2	3	0	27
M. Dread	g	5-11	3-8	0-0	3-3-6	2	13	2	0	0	0	36
R. Bolton	g	1-9	0-5	2-2	0-0-0	1	4	1	0	0	0	27
J. Reaves	g											

2018-19 PENN STATE BOX SCORES

G19: Minnesota 65, Penn State 64

Jan. 19, 2019 • Williams Arena • Minneapolis, Minn.

Penn State	FG	3FG	FT	R	PF	TP	A	TO	B	S	Min
L. Stevens	f 9-17	3-3	6-8	3-14	3	27	1	4	2	1	37
M. Watkins	f 3-8	0-0	4-8	1-8-9	3	10	0	1	1	2	25
M. Dread	g 2-6	2-5	0-0	0-4-4	4	6	0	0	0	0	34
J. Wheeler	g 0-0	0-0	0-2	1-0-1	3	0	2	1	0	1	19
J. Reeves	g 3-8	1-4	0-0	0-5-5	2	7	4	3	1	3	38
T. Buttrick	1-1	0-0	2-2	1-0-1	0	4	0	0	0	1	6
K. McCloskey	1-2	1-1	0-0	1-0-1	0	3	1	0	0	0	8
R. Bolton	0-2	0-1	0-0	0-0-0	4	0	1	2	0	0	11
M. Jones	2-5	1-3	0-0	0-3-3	1	5	1	1	0	0	9
J. Harrar	1-3	0-0	0-0	0-3-3	2	2	0	0	0	0	13
Team				3-2-5							
Totals	22-52	8-17	12-20	9-23-32	22	64	13	12	4	8	200
Pct.	42.3	47.1	60.0								
	1	%	2	%	Game	%	DB				
FGS	15-27	55.6	7-25	28.0	22-52	42.3	Reb				
3FGS	5-8	62.5	3-9	33.3	8-17	47.1	Reb				
FT	3-4	75.0	9-16	56.3	12-20	60.0	Reb				

Minnesota	FG	3FG	FT	R	PF	TP	A	TO	B	S	Min
J. Murphy	f 7-14	0-1	5-8	6-15-21	4	19	6	2	3	3	35
D. Oturu	f 4-5	0-0	2-2	0-1-1	3	10	1	1	1	0	21
D. McBrayer	g 1-5	1-3	6-9	0-2-2	4	9	4	2	0	1	35
A. Coffey	g 3-11	1-4	4-5	1-1-2	2	11	1	4	0	0	38
G. Katscheur	2-5	1-6	0-0	0-0-0	4	5	1	1	0	1	25
E. Curry	3-5	0-0	5-6	1-3-4	1	11	1	0	0	1	24
I. Washington	0-4	0-1	0-0	0-0-0	2	0	2	1	0	1	22
Team				2-2-4							
Totals	20-50	3-14	22-30	10-24-34	20	65	16	13	4	7	200
Pct.	40.0	21.4	73.3								
	1	%	2	%	Game	%	DB				
FGS	11-23	47.8	9-27	33.3	20-50	40.0	Reb				
3FGS	3-9	33.3	0-5	0.0	3-14	21.4	Reb				
FT	5-9	55.6	17-21	81.0	22-30	73.3	Reb				

Officials: Larry Sciroto, Brandon Cruz, Rob Kueneman
 Attendance: 11,042 • Technical Fouls: None

Score by Periods	1	2	Total
Penn State	38	26	64
Minnesota	30	35	65

G20: Rutgers 64, Penn State 60

Jan. 26, 2019 • Bryce Jordan Center • University Park, Pa.

Rutgers	FG	3FG	FT	R	PF	TP	A	TO	B	S	Min
S. Carter	f 1-6	0-0	1-1	3-4-7	2	3	0	2	0	0	21
S. Doorson	f 1-2	0-0	0-0	2-3-5	0	2	0	0	0	2	14
G. Baker	g 7-15	2-6	4-6	0-2-2	1	20	3	1	0	3	36
M. Mathis	g 4-15	2-4	1-2	1-4-5	3	11	0	1	0	0	34
R. Harper Jr.	g 2-4	1-1	1-2	0-4-4	4	6	0	2	0	0	19
E. Omoruyi	2-9	0-1	7-8	1-3-4	4	11	2	2	0	1	23
M. Johnson	1-2	0-0	0-0	4-1-5	3	2	0	1	0	2	24
C. McConnell	1-4	1-2	1-2	0-2-2	4	4	2	1	0	1	12
P. Kiss	2-3	1-2	0-0	0-3-3	0	5	2	2	0	0	17
Team				3-1-4							
Totals	21-60	7-16	15-21	14-27-41	21	64	9	14	0	9	200
Pct.	35.0	43.8	71.4								
	1	%	2	%	Game	%	DB				
FGS	13-36	36.1	8-24	33.3	21-60	35.0	Reb				
3FGS	3-9	33.3	4-7	57.1	7-16	43.8	Reb				
FT	1-2	50.0	14-19	73.7	15-21	71.4	Reb				

Penn State	FG	3FG	FT	R	PF	TP	A	TO	B	S	Min
L. Stevens	f 7-16	1-4	6-8	1-7-8	3	21	1	4	2	2	39
M. Watkins	f 3-6	0-0	1-4	1-8-9	2	7	0	4	2	0	28
M. Dread	g 4-14	3-10	0-0	2-1-3	1	11	1	1	0	1	35
J. Wheeler	g 0-0	0-0	0-0	0-0-0	1	0	4	0	0	1	21
J. Reeves	g 2-7	1-3	0-0	2-3-5	5	5	1	3	1	1	27
M. Jones	0-1	0-1	0-0	0-0-0	0	0	0	0	0	0	4
K. McCloskey	1-2	0-1	0-0	0-1-1	1	2	1	0	1	0	6
R. Bolton	3-9	1-4	4-4	2-0-2	1	11	1	1	1	2	27
J. Harrar	0-1	0-0	3-4	2-1-3	4	3	0	1	0	1	12
T. Buttrick	0-1	0-1	0-0	0-1-1	1	0	0	0	0	0	1
Team				3-4-7							
Totals	20-57	6-24	14-20	13-26-39	19	60	9	14	7	8	200
Pct.	35.1	25.0	70.0								
	1	%	2	%	Game	%	DB				
FGS	10-28	35.7	10-29	34.5	20-57	35.1	Reb				
3FGS	5-16	31.3	1-8	12.5	6-24	25.0	Reb				
FT	1-2	50.0	13-18	72.2	14-20	70.0	Reb				

Officials: D.J. Cartensen, Courtney Green, Brian Dorsey
 Attendance: 13,366 • Technical Fouls: None

Score by Periods	1	2	Total
Rutgers	30	34	64
Penn State	26	34	60

G21: #17 Purdue 99, Penn State 90 OT

Jan. 31, 2019 • Bryce Jordan Center • University Park, Pa.

Purdue	FG	3FG	FT	R	PF	TP	A	TO	B	S	Min
C. Edwards	g 12-24	8-15	6-6	0-1-1	4	38	2	3	1	1	41
R. Cline	g 6-8	6-7	2-3	0-0-0	2	20	4	0	0	1	41
N. Eastern	g 0-3	0-0	8-8	2-8-10	2	8	4	0	1	0	33
G. Eifer	f 1-3	0-1	2-2	0-2-2	3	4	2	1	0	0	28
T. Williams	f 5-6	0-0	0-0	0-5-5	5	10	1	1	2	0	17
A. Wheeler	2-5	1-3	0-0	2-3-5	2	5	1	1	0	0	17
E. Hunter Jr.	2-3	0-1	0-0	0-1-1	1	4	0	1	0	1	13
E. Boudreaux	1-1	0-0	0-0	1-2-3	1	2	0	1	0	0	6
M. Haams	1-2	0-0	1-2	0-4-4	4	3	2	0	1	0	21
S. Stefanovic	2-3	1-2	0-0	0-0-0	3	5	0	1	0	0	8
Team				0-1-1							
Totals	32-58	16-29	19-21	5-27-32	27	99	16	10	5	3	225
Pct.	55.0	55.2	90.5								
	1	%	2	%	OT	%	Game	%	DB		
FGS	19-30	63.3	10-24	41.7	3-4	75.0	32-58	55.2	Reb		
3FGS	10-15	66.7	5-13	38.5	1-1	100.0	16-29	55.2	Reb		
FT	2-2	100.0	10-12	83.3	7-7	100.0	19-21	90.5	Reb		

Penn State	FG	3FG	FT	R	PF	TP	A	TO	B	S	Min
L. Stevens	f 4-13	2-4	14-17	1-5-6	3	24	4	4	0	0	43
J. Harrar	f 2-3	0-0	3-4	3-4-3	1	7	1	0	1	0	24
M. Dread	g 4-9	4-9	2-2	0-1-1	3	14	0	0	0	0	21
J. Wheeler	g 2-3	1-2	0-0	0-3-3	4	5	1	0	0	2	28
J. Reeves	g 3-8	1-4	4-6	1-5-6	3	11	3	2	0	0	42
K. McCloskey	0-1	0-0	1-2	2-0-2	1	1	0	1	1	0	15
R. Bolton	6-16	4-9	2-2	2-1-3	2	18	4	1	0	0	32
M. Watkins	f 3-6	0-0	4-8	5-6-11	3	10	0	1	1	0	18
T. Buttrick	0-1	0-1	0-0	0-0-0	0	0	0	0	0	0	1
Team				4-2-6							
Totals	24-61	12-29	30-41	18-23-41	20	90	13	9	3	2	225
Pct.	39.3	41.4	73.2								
	1	%	2	%	OT	%	Game	%	DB		
FGS	13-29	44.8	10-25	40.0	1-7	14.3	24-61	39.3	Reb		
3FGS	8-15	53.3	4-13	30.8	0-1	0.0	12-29	41.4	Reb		
FT	10-14	71.4	17-21	81.0	3-6	50.0	30-41	73.2	Reb		

Officials: Lamont Simpson, Terry Wymer, Lewis Garrison
 Attendance: 8,961 • Technical Fouls: None

Score by Periods	1	2	OT	Total
Purdue	50	35	14	99
Penn State	44	41	5	90

G22: Penn State 59, Northwestern 52

Feb. 4, 2019 • Welsh-Ryan Arena • Evanston, Ill.

Penn State	FG	3FG	FT	R	PF	TP	A	TO	B	S	Min
L. Stevens	f 5-11	0-1	8-10	1-6-7	3	18	6	2	2	1	38
M. Watkins	f 4-9	0-0	0-0	2-4-6	3	8	1	1	3	0	27
M. Dread	g 1-5	0-3	0-0	0-2-2	2	2	1	0	0	1	26
J. Wheeler	g 3-5	0-2	1-4	0-3-3	0	7	2	2	0	2	23
J. Reeves	g 1-5	0-2	0-0	0-3-3	3	2	0	3	0	4	24
R. Bolton											

2018-19 NITTANY LION POINTS-REBOUNDS-ASSISTS

Opponent	Date	Score		00 JONES,MYRE	01 ZEMGULIS,D	02 DREAD,MYLE	04 KASATKIN,D	05 WHEELER,JA	10 MCCLOSKEY,	11 STEVENS,LA
NORTH FLORIDA	11/9/18	87-72	w	2-1-0	0-2-2	17-2-2	DNP	3-3-3	DNP	22-10-0
JACKSONVILLE STATE	11/12/18	76-61	w	2-1-1	DNP	7-5-1	DNP	0-2-2	DNP	25-9-3
at DePaul	11/15/18	70-72	L	3-0-0	0-0-0	19-4-0	DNP	2-3-0	DNP	25-12-2
vs Wright State	11/20/18	77-59	w	3-2-0	2-2-0	13-3-3	0-0-0	12-2-4	DNP	25-5-1
vs Bradley	11/21/18	56-59	L	4-2-0	DNP	3-4-0	DNP	0-7-0	DNP	27-8-3
VIRGINIA TECH	11/27/18	63-62	w	18-1-0	DNP	0-4-2	DNP	7-4-2	DNP	14-8-3
at Maryland	12/01/18	59-66	L	0-0-0	DNP	2-2-2	DNP	0-0-2	DNP	19-8-1
INDIANA	12/04/2018	62-64	L	5-1-2	DNP	12-2-0	DNP	2-8-2	DNP	12-10-2
COLGATE	12/8/18	76-65	w	3-0-1	DNP	3-0-2	DNP	0-3-3	DNP	12-10-2
vs NC State	12/15/18	78-89	L	2-2-1	DNP	4-3-5	DNP	9-5-2	DNP	11-6-0
at Duquesne	12/19/18	73-67	w	2-0-1	DNP	12-6-1	DNP	8-3-2	DNP	25-10-2
at Alabama	12/21/18	64-73	L	11-1-3	DNP	8-1-1	DNP	0-3-1	DNP	12-4-3
UMBC	12/29/18	74-52	w	6-3-2	0-1-0	9-0-0	0-1-1	0-1-0	2-2-0	16-7-3
at Michigan	01/03/19	55-68	L	2-2-0	DNP	3-4-0	DNP	0-2-0	DNP	17-10-2
WISCONSIN	1/6/19	52-71	L	1-1-1	DNP	9-5-0	DNP	0-1-2	DNP	22-4-1
at Nebraska	01/10/19	64-70	L	0-2-0	DNP	13-6-2	DNP	2-4-2	DNP	13-9-3
MICHIGAN STATE	1/13/19	56-71	L	0-0-0	DNP	11-2-1	DNP	3-0-0	0-3-0	20-6-1
IOWA	1/16/19	82-89	L	DNP	3-0-0	14-2-1	DNP	5-4-7	3-0-0	8-8-4
at Minnesota	01/19/19	64-65	L	5-1-1	DNP	6-4-3	DNP	0-1-2	3-1-1	27-4-1
RUTGERS	1/26/19	60-64	L	0-0-0	DNP	11-3-1	DNP	0-0-4	2-1-1	21-8-1
PURDUE	1/31/19	90-99	L	DNP	DNP	14-1-0	DNP	5-3-1	1-2-0	24-6-4
at Northwestern	02/04/19	59-52	w	3-2-0	DNP	2-2-1	DNP	7-3-2	3-2-0	18-7-6

Opponent	Date	Score		13 BOLTON,RAS	20 NUSSBAUM,T	21 HARRAR,JOH	22 HAZLE,GRAN	23 REAVES,JOS	24 WATKINS,MI	35 BUTTRICK,T
NORTH FLORIDA	11/9/18	87-72	w	13-3-6	DNP	7-7-0	DNP	19-3-4	DNP	4-2-0
JACKSONVILLE STATE	11/12/18	76-61	w	25-1-1	DNP	3-6-0	DNP	11-2-2	DNP	3-5-0
at DePaul	11/15/18	70-72	L	0-4-0	DNP	3-3-2	DNP	13-6-8	DNP	5-2-1
vs Wright State	11/20/18	77-59	w	4-1-1	DNP	3-1-0	DNP	12-10-3	DNP	3-2-1
vs Bradley	11/21/18	56-59	L	10-6-1	DNP	7-7-2	DNP	4-9-0	DNP	1-0-0
VIRGINIA TECH	11/27/18	63-62	w	11-3-1	DNP	2-5-2	DNP	6-3-3	2-7-1	3-0-0
at Maryland	12/01/18	59-66	L	15-2-0	DNP	6-4-1	DNP	17-7-2	0-0-1	0-2-0
INDIANA	12/04/2018	62-64	L	17-4-2	DNP	5-6-0	DNP	3-7-3	6-2-0	0-0-0
COLGATE	12/8/18	76-65	w	27-0-1	DNP	4-3-0	DNP	9-6-5	18-16-0	0-1-1
vs NC State	12/15/18	78-89	L	25-0-1	DNP	2-3-0	DNP	15-3-4	10-5-0	DNP
at Duquesne	12/19/18	73-67	w	16-5-2	DNP	2-3-0	DNP	3-2-3	3-12-1	2-0-1
at Alabama	12/21/18	64-73	L	3-1-1	DNP	2-5-2	DNP	9-6-3	6-8-2	13-4-0
UMBC	12/29/18	74-52	w	18-1-1	0-0-0	4-6-1	0-1-0	9-2-5	7-4-1	3-2-0
at Michigan	01/03/19	55-68	L	6-1-1	DNP	2-3-0	DNP	6-3-3	19-12-0	0-0-0
WISCONSIN	1/6/19	52-71	L	7-2-5	DNP	0-3-0	DNP	6-6-1	4-10-0	3-1-0
at Nebraska	01/10/19	64-70	L	4-0-1	DNP	0-2-1	DNP	20-3-2	12-14-0	0-1-0
MICHIGAN STATE	1/13/19	56-71	L	0-0-0	DNP	0-1-0	DNP	11-4-9	11-7-0	0-2-0
IOWA	1/16/19	82-89	L	16-1-2	DNP	6-5-0	DNP	16-1-7	11-11-2	DNP
at Minnesota	01/19/19	64-65	L	0-0-1	DNP	2-3-0	DNP	7-5-4	10-9-0	4-1-0
RUTGERS	1/26/19	60-64	L	11-2-1	DNP	3-3-0	DNP	5-5-1	7-9-0	0-1-0
PURDUE	1/31/19	90-99	L	18-3-4	DNP	7-3-1	DNP	11-6-3	10-11-0	0-0-0
at Northwestern	02/04/19	59-52	w	14-6-2	DNP	2-4-0	DNP	2-3-0	8-6-1	0-0-0

NITTANY LIONS BESTS & CAREER TOTALS

13 | RASIR BOLTON

	Season	Career	Big Ten
Points	27, Colgate, 12/8/18	27, Colgate, 12/8/18	18, Purdue (ot), 1/31/19 17, Indiana, 12/4/18
Rebounds	6, 2x, last at Northwestern, 2/4/19	6, 2x, last at Northwestern, 2/4/19	6, at Northwestern, 2/4/19
Assists	6, North Florida, 11/9/18	6, North Florida, 11/9/18	5, Wisconsin, 1/6/19
Blocks	1, Rutgers, 1/26/19	1, Rutgers, 1/26/19	1, Rutgers, 1/26/19
Steals	3, vs. NC State, 12/15/18	3, vs. NC State, 12/15/18	2, Rutgers, 1/26/19
Minutes	35, 2x, last vs. NC State, 12/15/18	35, 2x, last vs. NC State, 12/15/18	35, Indiana, 12/4/18
FG Made	8, Jacksonville State, 11/12/18	8, Jacksonville State, 11/12/18	6, Purdue (ot), 1/31/19 6, Indiana, 12/4/18
FG Attempted	16, Purdue (ot), 1/31/19	16, Purdue (ot), 1/31/19	16, Purdue (ot), 1/31/19; 14, 2x, last at Northwestern, 2/4/19
3-Point FG Made	7, Colgate, 12/8/18	7, Colgate, 12/8/18	4, Purdue (ot), 1/31/19
3-Point FG Attempted	9, 3x, last vs. Purdue (ot), 1/31/19	9, 3x, Purdue (ot), 1/31/19	9, Purdue (ot), 1/31/19
FT Made	10, vs. NC State, 12/15/18	10, vs. NC State, 12/15/18	5, Iowa, 1/16/19
FT Attempted	11, vs. NC State, 12/15/18	11, vs. NC State, 12/15/18	5, Iowa, 1/16/19

Career Totals

Season	GP-GS	Min/Avg	Total		3-Point		FT-FTA	Pct.	Rebounds				PF	DQ	A	T	B	S	Scoring	
			FG-FGA	Pct.	FG-FGA	Pct.			Off	Def	Total	Avg.							Pts.	Avg.
2018-19	22-9	589/26.8	78-210	.371	40-112	.357	64-72	.889	15	31	46	2.1	42	0	35	51	1	11	260	11.8
TOTAL	22-9	589/26.8	78-210	.371	40-112	.357	64-72	.889	15	31	46	2.1	42	0	35	51	1	11	260	11.8

35 | TRENT BUTTRICK

	Season	Career	Big Ten
Points	13, at Alabama, 12/21/18	13, at Alabama, 12/21/18	4, at Minnesota, 1/19/19
Rebounds	5, vs. Jacksonville State, 11/12/18	5, 2x, last vs. Jacksonville State, 11/12/18	2, 2x, last vs. Michigan State, 1/13/19
Assists	1, 3x, last vs. Colgate, 12/8/18	1, 3x, last vs. Colgate, 12/8/18	--
Blocks	3, North Florida, 11/9/18	3, North Florida, 11/9/18	1, vs. Nebraska (ot), 1/12/18
Steals	1, 4x, last at Minnesota, 1/19/19	1, 4x, last at Minnesota, 1/19/19	1, at Minnesota, 1/19/19
Minutes	20, 2x, last at Alabama, 12/21/18	20, 2x, last at Alabama, 12/21/18	10, at Michigan, 1/3/19
FG Made	5, at Alabama, 12/21/18	5, at Alabama, 12/21/18	1, 2x, last at Minnesota, 1/19/19
FG Attempted	5, at Alabama, 12/21/18	5, at Alabama, 12/21/18	3, 2x, last vs. Wisconsin, 1/6/19
3-Point FG Made	3, at Alabama, 12/21/18	3, at Alabama, 12/21/18	--
3-Point FG Attempted	3, 6x, last vs. Wisconsin, 1/6/19	3, 6x, last vs. Wisconsin, 1/6/19	3, at Maryland, 12/1/18
FT Made	2, 2x, last at Minnesota, 1/19/19	2, 2x, last at Minnesota, 1/19/19	2, at Minnesota, 1/19/19
FT Attempted	2, 4x, last at Minnesota, 1/19/19	2, 5x, last at Minnesota, 1/19/19	2, at Minnesota, 1/19/19

Career Totals

Season	GP-GS	Min/Avg	Total		3-Point		FT-FTA	Pct.	Rebounds				PF	DQ	A	T	B	S	Scoring	
			FG-FGA	Pct.	FG-FGA	Pct.			Off	Def	Total	Avg.							Pts.	Avg.
2017-18	10-0	36/3.6	2-10	.200	1-5	.200	0-2	.000	3	7	10	1.0	7	0	0	7	1	0	5	0.5
2018-19	20-2	179/9.0	14-37	.378	8-27	.296	8-10	.800	9	17	26	1.3	27	0	4	4	7	4	44	2.2
TOTAL	30-2	215/7.2	16-47	.340	9-32	.281	8-12	.667	12	24	36	1.2	34	0	4	11	8	4	49	1.6

2 | MYLES DREAD

	Season	Career	Big Ten
Points	19, at DePaul (ot), 11/15/18 17, North Florida, 11/9/18	19, at DePaul (ot), 11/15/18 17, North Florida, 11/9/18	14, Purdue (ot), 1/31/19 14, Iowa, 1/16/19
Rebounds	6, 2x, last at Nebraska, 1/10/19	6, 2x, last at Nebraska, 1/10/19	6, at Nebraska, 1/10/19
Assists	5, vs. NC State, 12/15/18	5, vs. NC State, 12/15/18	3, at Minnesota, 1/19/19
Blocks	1, 3x, last at Duquesne, 12/19/18	1, 3x, last at Duquesne, 12/19/18	--
Steals	6, vs. Wright State, 11/21/18	6, vs. Wright State, 11/21/18	1, 5x last at Northwestern, 2/4/19
Minutes	41, at DePaul (ot), 11/15/18 37, Jacksonville State, 11/12/18	41, at DePaul (ot), 11/15/18 37, Jacksonville State, 11/12/18	36, at Nebraska, 1/10/19
FG Made	7, at DePaul (ot), 11/15/18 6, North Florida, 11/9/18	7, at DePaul (ot), 11/15/18 6, North Florida, 11/9/18	5, at Nebraska, 1/10/19
FG Attempted	15, at DePaul (ot), 11/15/18 14, Rutgers, 1/26/19	15, at DePaul (ot), 11/15/18 14, Rutgers, 1/26/19	14, Rutgers, 1/26/19
3-Point FG Made	5, at DePaul (ot), 11/15/18	5, at DePaul (ot), 11/15/18	4, Purdue (ot), 1/31/19
3-Point FG Attempted	4, 4x, last vs. Iowa, 1/16/19	4, 3x, last vs. Iowa, 1/16/19	4, Iowa, 1/16/19
FT Made	10, 2x, last vs. Rutgers, 1/26/19	10, 2x, last vs. Rutgers, 1/26/19	10, Rutgers, 1/26/19
FT Attempted	2, 2x, last vs. Purdue (ot), 1/31/19	2, 2x, last vs. Purdue (ot), 1/31/19	2, 2x, last vs. Purdue (ot), 1/31/19
FT Attempted	3, Wisconsin, 1/6/19	3, Wisconsin, 1/6/19	3, Wisconsin, 1/6/19

Career Totals

Season	GP-GS	Min/Avg	Total		3-Point		FT-FTA	Pct.	Rebounds				PF	DQ	A	T	B	S	Scoring	
			FG-FGA	Pct.	FG-FGA	Pct.			Off	Def	Total	Avg.							Pts.	Avg.
2018-19	22-18	632/28.7	68-173	.393	49-136	.360	7-15	.467	15	50	65	3.0	44	0	28	16	3	17	192	8.7
TOTAL	22-18	632/28.7	68-173	.393	49-136	.360	7-15	.467	15	50	65	3.0	44	0	28	16	3	17	192	8.7

NITTANY LIONS BESTS & CAREER TOTALS

21 | JOHN HARRAR

	Season	Career	Big Ten
Points	7, 3x, last vs. Purdue (ot), 1/31/19	7, 4x, last vs. Purdue (ot), 1/31/19	7, Purdue (ot), 1/31/19
Rebounds	7, 2x, last vs. Bradley, 11/21/18	12, vs. Utah-NIT, 3/29/18	6, Indiana, 12/4/18
Assists	2, 4x, last at Alabama, 12/21/18	2, 5x, last at Alabama, 12/21/18	1, 3x, last vs. Purdue (ot), 1/31/19
Blocks	2, vs. Bradley, 11/21/18	2, 2x last vs. Bradley, 11/21/18	1, 2x, last vs. Purdue (ot), 1/31/19
Steals	3, 2x, last at Michigan, 1/3/19	3, 2x, last at Michigan, 1/3/19	3, at Michigan, 1/3/19
Minutes	31, at DePaul (ot), 11/15/18	31, 2x, last at DePaul (ot), 11/15/18	24, Purdue (ot), 1/31/19
FG Made	3, 3x, last at Maryland, 12/1/18	3, 4x, last at Maryland, 12/1/18	3, at Maryland, 12/1/18
FG Attempted	5, 2x, last vs. Bradley, 11/21/18	5, 2x, last vs. Bradley, 11/21/18	3, 4x, last vs. Purdue (ot), 1/31/19
3-Point FG Made	--	--	--
3-Point FG Attempted	1, Wisconsin, 1/6/19	1, Wisconsin, 1/6/19	1, Wisconsin, 1/6/19
FT Made	3, 3x, last vs. Purdue (ot), 1/31/19	3, 3x, last vs. Purdue (ot), 1/31/19	3, 3x, last vs. Purdue (ot), 1/31/19
FT Attempted	6, Indiana, 12/4/18	6, Indiana, 12/4/18	6, Indiana, 12/4/18

Career Totals

Season	GP-GS	Min/Avg	Total FG-FGA	Pct.	3-Point FG-FGA	Pct.	FT-FTA	Pct.	Off	Def	Total	Avg.	PF	DQ	A	T	B	S	Scoring Pts.	Avg.
2017-18	27-8	195/7.2	18-33	.545	0-0	.000	6-11	.545	29	28	57	2.1	31	1	3	7	4	3	42	1.6
2018-19	22-10	373/17.0	26-49	.531	0-1	.000	20-36	.556	41	45	86	3.9	54	1	12	12	6	12	72	3.3
TOTAL	49-18	568/11.6	44-82	.537	0-1	.000	26-47	.553	70	73	143	2.9	85	2	15	19	10	15	114	2.3

22 | GRANT HAZLE

	Season	Career	Big Ten
Points	--	2, Morgan State, 12/21/16	--
Rebounds	1, UMBC, 12/29/18	1, UMBC, 12/29/18	--
Assists	--	--	--
Blocks	--	1, Ohio State, 2/15/18	1, Ohio State, 2/15/18
Minutes	1, UMBC, 12/29/18	2, Oral Roberts, 11/24/17	1, Ohio State, 2/15/18
FG Made	--	1, Morgan State, 12/21/16	--
FG Attempted	--	1, 2x, last at Iowa, 3/5/17	1, 2x, last at Iowa, 3/5/17
3-Point FG Made	--	--	--
3-Point FG Attempted	--	--	--
FT Made	--	--	--
FT Attempted	--	--	--

Career Totals

Season	GP-GS	Min/Avg	Total FG-FGA	Pct.	3-Point FG-FGA	Pct.	FT-FTA	Pct.	Off	Def	Total	Avg.	PF	DQ	A	T	B	S	Scoring Pts.	Avg.
2016-17	5-0	2/0.4	1-2	.500	0-0	.000	0-0	.000	0	0	0	0.0	0	0	0	0	0	0	2	0.4
2017-18	3-0	3/1.0	0-0	.000	0-0	.000	0-0	.000	0	0	0	0.0	0	0	0	0	1	0	0	0.0
2018-19	1-0	1/1.0	0-0	.000	0-0	.000	0-0	.000	0	1	1	1.0	0	0	0	0	0	0	0	0.0
TOTAL	9-0	6/0.7	1-2	.500	0-0	.000	0-0	.000	0	1	1	0.1	0	0	0	0	1	0	2	0.2

0 | MYREON JONES

	Season	Career	Big Ten
Points	18, Virginia Tech, 11/27/18	18, Virginia Tech, 11/27/18	5, 2x, last at Minnesota, 1/19/19
Rebounds	3, UMBC, 12/29/18	3, UMBC, 12/29/18	2, 3x, last at Northwestern, 2/4/19
Assists	3, at Alabama, 12/21/18	3, at Alabama, 12/21/18	2, Indiana, 12/4/18
Blocks	--	--	--
Steals	3, at Alabama, 12/21/18	3, at Alabama, 12/21/18	2, Indiana, 12/4/18
Minutes	22, vs. Virginia Tech, 11/27/18	22, vs. Virginia Tech, 11/27/18	17, Wisconsin, 1/6/19
FG Made	7, vs. Virginia Tech, 11/27/18	7, vs. Virginia Tech, 11/27/18	2, 2x, last at Minnesota, 1/19/19
FG Attempted	16, at Alabama, 12/21/18	16, at Alabama, 12/21/18	5, 3x, last at Minnesota, 1/19/19
3-Point FG Made	4, vs. Virginia Tech, 11/27/18	4, vs. Virginia Tech, 11/27/18	1, 3x, last at Northwestern, 2/4/19
3-Point FG Attempted	8, vs. Virginia Tech, 11/27/18	8, vs. Virginia Tech, 11/27/18	3, 3x, last at Minnesota, 1/19/19
FT Made	5, at Alabama, 12/21/18	5, at Alabama, 12/21/18	2, at Michigan, 1/3/19
FT Attempted	5, at Alabama, 12/21/18	5, at Alabama, 12/21/18	2, 2x, last vs. Wisconsin, 1/6/19

Career Totals

Season	GP-GS	Min/Avg	Total FG-FGA	Pct.	3-Point FG-FGA	Pct.	FT-FTA	Pct.	Off	Def	Total	Avg.	PF	DQ	A	T	B	S	Scoring Pts.	Avg.
2018-19	20-0	246/12.3	25-96	.260	12-49	.245	10-14	.714	3	19	22	1.1	11	0	13	13	0	11	72	3.6
TOTAL	20-0	246/12.3	25-96	.260	12-49	.245	10-14	.714	3	19	22	1.1	11	0	13	13	0	11	72	3.6

NITTANY LIONS BESTS & CAREER TOTALS

4 | DANIIL KASATKIN

	Season	Career	Big Ten
Points	--	--	--
Rebounds	1, UMBC, 12/29/18	1, UMBC, 12/29/18	--
Assists	1, UMBC, 12/29/18	1, UMBC, 12/29/18	--
Blocks	--	--	--
Steals	--	--	--
Minutes	4, UMBC, 12/29/18	4, UMBC, 12/29/18	--
FG Made	--	--	--
FG Attempted	--	--	--
3-Point FG Made	--	--	--
3-Point FG Attempted	--	--	--
FT Made	--	--	--
FT Attempted	--	--	--

Career Totals

Season	GP-GS	Min/Avg	Total		3-Point		FT-FTA	Pct.	Rebounds				PF	DQ	A	T	B	S	Scoring		
			FG-FGA	Pct.	FG-FGA	Pct.			Off	Def	Total	Avg.							Pts.	Avg.	
2018-19	2-0	5/2.5	0-0	.000	0-0	.000	0-0	.000	1	0	1	0.5	1	0	1	0	0	0	0	0	0.0
TOTAL	2-0	5/2.5	0-0	.000	0-0	.000	0-0	.000	1	0	1	0.5	1	0	1	0	0	0	0	0	0.0

10 | KYLE McCLOSKEY

	Season	Career	Big Ten
Points	3, 3x, last at Northwestern, 2/4/19	3, 3x, last at Northwestern, 2/4/19	3, 3x, last at Northwestern, 2/4/19
Rebounds	3, Michigan State, 1/13/19	3, Michigan State, 1/13/19	3, Michigan State, 1/13/19
Assists	1, 2x, last vs. Rutgers, 1/26/19	1, 2x, last vs. Rutgers, 1/26/19	1, 2x, last vs. Rutgers, 1/26/19
Blocks	1, 2x, last vs. Purdue (ot), 1/31/19	1, 2x, last vs. Purdue (ot), 1/31/19	1, 2x, last vs. Purdue (ot), 1/31/19
Steals	1, at Northwestern, 2/4/19	1, at Northwestern, 2/4/19	1, at Northwestern, 2/4/19
Minutes	18, Michigan State, 1/13/19	18, Michigan State, 1/13/19	18, Michigan State, 1/13/19
FG Made	1, 5x, last at Northwestern, 2/4/19	1, 5x, last at Northwestern, 2/4/19	1, 4x, last at Northwestern, 2/4/19
FG Attempted	2, 4x, last vs. Rutgers, 1/26/19	2, 4x, last vs. Rutgers, 1/26/19	2, 3x, last vs. Rutgers, 1/26/19
3-Point FG Made	1, 2x, last at Minnesota, 1/19/19	1, 2x, last at Minnesota, 1/19/19	1, 2x, last at Minnesota, 1/19/19
3-Point FG Attempted	2, Iowa, 1/16/19	2, Iowa, 1/16/19	2, Iowa, 1/16/19
FT Made	1, 2x, last at Northwestern, 2/4/19	1, 2x, last at Northwestern, 2/4/19	1, 2x, last at Northwestern, 2/4/19
FT Attempted	4, at Northwestern, 2/4/19	4, at Northwestern, 2/4/19	4, at Northwestern, 2/4/19

Career Totals

Season	GP-GS	Min/Avg	Total		3-Point		FT-FTA	Pct.	Rebounds				PF	DQ	A	T	B	S	Scoring	
			FG-FGA	Pct.	FG-FGA	Pct.			Off	Def	Total	Avg.							Pts.	Avg.
2018-19	7-0	70/10.0	5-11	.455	2-5	.400	2-6	.333	7	4	11	1.6	3	0	2	2	2	1	14	2.0
TOTAL	7-0	70/10.0	5-11	.455	2-5	.400	2-6	.333	7	4	11	1.6	3	0	2	2	2	1	14	2.0

20 | TAYLOR NUSSBAUM

	Season	Career	Big Ten
Points	--	--	--
Rebounds	--	--	--
Assists	--	--	--
Blocks	--	--	--
Steals	--	--	--
Minutes	1, UMBC, 12/29/18	1, 3x, last vs. UMBC, 12/29/18	--
FG Made	--	--	--
FG Attempted	--	--	--
3-Point FG Made	--	--	--
3-Point FG Attempted	--	--	--
FT Made	--	--	--
FT Attempted	--	--	--

Career Totals

Season	GP-GS	Min/Avg	Total		3-Point		FT-FTA	Pct.	Rebounds				PF	DQ	A	T	B	S	Scoring	
			FG-FGA	Pct.	FG-FGA	Pct.			Off	Def	Total	Avg.							Pts.	Avg.
2017-18	2-0	2/1.0	0-0	.000	0-0	.000	0-0	.000	0	0	0	0.0	0	0	0	0	0	0	0	0.0
2018-19	1-0	1/1.0	0-0	.000	0-0	.000	0-0	.000	0	0	0	0.0	1	0	0	0	0	0	0	0.0
TOTAL	3-0	3/1.0	0-0	.000	0-0	.000	0-0	.000	0	0	0	0.0	1	0	0	0	0	0	0	0.0

NITTANY LIONS BESTS & CAREER TOTALS

23 | JOSH REAVES

	Season	Career	Big Ten
Points	20, at Nebraska, 1/10/19	25, at Iowa, 3/5/17	25, at Iowa, 3/5/17
Rebounds	10, vs. Wright State, 11/20/18	13, Rider, 12/22/17	9, Maryland, 2/7/18
Assists	9, Michigan State, 1/13/19	9, vs. Michigan State, 1/13/19	9, vs. Michigan State, 1/13/19
Blocks	3, Michigan State, 1/13/19	4, Wisconsin, 12/4/17	4, Wisconsin, 12/4/17
Steals	5, 2x, last vs. Michigan State, 1/13/19	7, at Nebraska, 2/25/18	7, at Nebraska, 2/25/18
Minutes	42, Purdue (ot), 1/31/19	42, Purdue (ot), 1/31/19	42, Purdue (ot), 1/31/19
FG Made	8, at Nebraska, 1/10/19	10, at Iowa, 3/5/17	10, at Iowa, 3/5/17
FG Attempted	18, at Maryland, 12/1/18	18, at Maryland, 12/1/18	18, at Maryland, 12/1/18
3-Point FG Made	4, 2x, last vs. Iowa, 1/16/19	4, 4x, last vs. Iowa, 1/16/19	4, 3x, last vs. Iowa, 1/16/19
3-Point FG Attempted	9, Iowa, 1/16/19	9, 2x, last vs. Iowa, 1/16/19	9, vs. Iowa, 1/16/19
FT Made	8, North Florida, 11/9/18	8, North Florida, 11/9/18	5, 2x, last vs. Minnesota, 1/14/17
FT Attempted	10, North Florida, 11/9/18	10, North Florida, 11/9/18	8, at Minnesota, 1/14/17

Career Totals

Season	GP-GS	Min/Avg	Total		3-Point		FT-FTA	Pct.	Rebounds				PF	DQ	A	T	B	S	Scoring	
			FG-FGA	Pct.	FG-FGA	Pct.			Off	Def	Total	Avg.							Pts.	Avg.
2015-16	26-20	620/23.8	66-176	.375	3-39	.077	31-41	.756	34	62	96	3.7	68	2	50	36	23	36	166	6.4
2016-17	28-23	759/27.1	81-181	.448	19-59	.322	34-48	.708	37	75	112	4.0	84	3	59	54	21	60	215	7.7
2017-18	34-32	1048/30.8	133-273	.487	40-106	.377	53-75	.707	59	114	173	5.1	105	3	107	48	17	74	359	10.6
2018-19	22-22	713/32.4	80-194	.412	27-81	.333	27-40	.675	34	68	102	4.6	66	2	75	63	18	56	214	9.7
TOTAL	110-97	3140/28.5	360-824	.437	89-285	.312	145-204	.711	164	319	483	4.4	323	10	291	201	79	226	954	8.7

11 | LAMAR STEVENS

	Season	Career	Big Ten
Points	27, 2x, last at Minnesota, 1/19/19	30, 2x, last at Marquette-NIT, 3/20/18	30, Northwestern, 1/5/18
Rebounds	12, at DePaul (ot), 11/15/18	12, 2x, last at DePaul, 11/15/18	9, 2x, last at Nebraska, 1/10/19
Assists	6, at Northwestern, 2/4/19	6, 3x, last at Northwestern, 2/4/19	6, at Northwestern, 2/4/19
Blocks	2, 5x, last at Northwestern, 2/4/19	4, Iowa, 2/3/18	4, Iowa, 2/3/18
Steals	2, 4x, last vs. Rutgers, 1/26/19	3, 3x, last vs. Ohio State, 2/15/18	3, 3x, last vs. Ohio State, 2/15/18
Minutes	43, 2x, last vs. Purdue (ot), 1/31/19	43, 2x, last vs. Purdue (ot), 1/31/19	43, Purdue (ot), 1/31/19
FG Made	10, vs. Wright State, 11/20/18	14, 2x, last at Marquette-NIT, 3/20/18	14, Northwestern, 1/5/18 - BJC record
FG Attempted	24, at Maryland, 12/1/18	24, at Maryland, 12/1/18	24, at Maryland, 12/1/18
3-Point FG Made	3, at Minnesota, 1/19/19	4, vs. Utah-NIT, 3/29/18	3, at Minnesota, 1/19/19
3-Point FG Attempted	6, 2x, last at Alabama, 12/21/18	6, 2x, last at Alabama, 12/21/18	5, 2x, last vs. Iowa, 1/16/19
FT Made	14, Purdue (ot), 1/31/19	14, Purdue (ot), 1/31/19	14, Purdue (ot), 1/31/19
FT Attempted	17, Purdue (ot), 1/31/19	17, Purdue (ot), 1/31/19	17, Purdue (ot), 1/31/19

Career Totals

Season	GP-GS	Min/Avg	Total		3-Point		FT-FTA	Pct.	Rebounds				PF	DQ	A	T	B	S	Scoring	
			FG-FGA	Pct.	FG-FGA	Pct.			Off	Def	Total	Avg.							Pts.	Avg.
2016-17	33-33	918/27.8	148-345	.429	11-32	.344	112-146	.767	54	129	183	5.5	90	3	55	74	21	27	419	12.7
2017-18	39-39	1290/33.1	231-497	.465	30-94	.319	112-161	.696	54	178	232	5.9	93	3	74	87	43	24	604	15.5
2018-19	22-22	801/36.4	151-362	.417	14-64	.219	99-128	.773	36	133	169	7.7	57	0	48	61	16	11	415	18.9
TOTAL	94-94	3009/32.0	530-1204	.440	55-190	.289	323-435	.743	144	440	584	6.2	240	6	177	222	80	62	1438	15.3

24 | MIKE WATKINS

	Season	Career	Big Ten
Points	19, at Michigan, 1/3/19	22, Wisconsin, 12/4/17	22, Wisconsin, 12/4/17
Rebounds	16, Colgate, 12/8/18	19, Rutgers, 1/27/18	19, Rutgers, 1/27/18
Assists	2, 2x, last vs. Iowa, 1/16/19	4, St. John's, 12/18/16	3, Ohio State, 2/15/18
Blocks	4, Iowa, 1/16/19	8, 2x, last vs. Nebraska (ot-BTT), 3/8/17	7, Wisconsin, 12/4/17
Steals	3, Virginia Tech, 11/27/18	3, 2x, last vs. Virginia Tech, 11/27/18	3, Maryland, 2/7/18
Minutes	28, Rutgers, 1/26/19	39, 2x, last vs. Nebraska (ot), 1/12/18	39, 2x, last vs. Nebraska (ot), 1/12/18
FG Made	8, 2x, at Michigan, 1/3/19	10, Minnesota (ot), 1/15/18	10, Minnesota (ot), 1/15/18
FG Attempted	11, 2x, at Michigan, 1/3/19	14, 2x, last vs. Minnesota (ot), 1/15/18	14, 2x, last vs. Minnesota (ot), 1/15/18
3-Point FG Made	--	--	--
3-Point FG Attempted	--	1, Wisconsin, 12/4/17	1, Wisconsin, 12/4/17
FT Made	6, Colgate, 12/8/18	8, Northwestern, 1/5/18	8, Northwestern, 1/5/18
FT Attempted	9, Colgate, 12/8/18	11, Northwestern, 1/5/18	11, Northwestern, 1/5/18

Career Totals

Season	GP-GS	Min/Avg	Total		3-Point		FT-FTA	Pct.	Rebounds				PF	DQ	A	T	B	S	Scoring	
			FG-FGA	Pct.	FG-FGA	Pct.			Off	Def	Total	Avg.							Pts.	Avg.
2016-17	33-24	786/23.8	128-217	.590	0-0	.000	63-98	.643	82	185	267	8.1	83	0	20	43	90	25	319	9.7
2017-18	29-28	764/26.3	146-213	.685	0-1	.000	58-95	.611	58	200	258	8.9	70	1	20	49	68	28	350	12.1
2018-19	17-12	378/22.2	57-102	.559	0-0	.000	30-65	.462	41	102	143	8.4	35	0	9	27	14	14	144	8.5
TOTAL	79-64	1928/24.4	331-532	.622	0-1	.000	151-258	.585	181	487	668	8.5	188	1	49	119	185	67	813	10.3

NITTANY LIONS BESTS & CAREER TOTALS

5 | JAMARI WHEELER

	Season	Career	Big Ten
Points	12, vs. Wright State, 11/20/18	14, Oral Roberts, 11/24/17	7, at Northwestern, 2/4/19
Rebounds	8, Indiana, 12/4/18	8, Indiana, 12/4/18	8 vs. Indiana, 12/4/18
Assists	7, Iowa, 1/16/19	7, Iowa, 1/16/19	7, Iowa, 1/16/19
Blocks	1, 2x, last vs. Wisconsin, 1/6/19	2, at Indiana, 1/9/18	2, at Indiana, 1/9/18
Steals	4, at Maryland, 12/1/18	6, at George Mason, 12/17/17	4, at Maryland, 12/1/18
Minutes	31, vs. Bradley, 11/21/18	36, Columbia, 11/17/17	28, Purdue (ot), 1/31/19
FG Made	4, 2x, last at Duquesne, 12/19/18	6, Oral Roberts, 11/24/17	22, 2x, last at Indiana, 1/9/18
FG Attempted	7, at Duquesne, 12/19/18	9, Columbia, 11/17/17	3, at Northwestern, 2/4/19
3-Point FG Made	2, vs. Wright State, 11/20/18	2, vs. Wright State, 11/20/18	7, at Maryland, 1/2/18
3-Point FG Attempted	4, Virginia Tech, 11/27/18	4, Virginia Tech, 11/27/18	1, 2x, last vs. Purdue (ot), 1/31/19
FT Made	3, vs. NC State, 12/15/18	3, 2x, last vs. NC State, 12/15/18	3, 2x, last vs. Iowa, 1/16/19
FT Attempted	6, vs. NC State, 12/15/18	6, vs. NC State, 12/15/18	2, 2x, last vs. Iowa, 1/16/19
			4, at Northwestern, 2/4/19

Career Totals

Season	GP-GS	Min/Avg	Total FG-FGA	Pct.	3-Point FG-FGA	Pct.	FT-FTA	Pct.	Off	Def	Total	Avg.	PF	DQ	A	T	B	S	Scoring Pts.	Avg.
2017-18	39-3	562/14.4	31-89	.348	4-28	.143	12-27	.444	30	42	72	1.8	68	2	56	36	3	52	78	2.0
2018-19	22-15	439/20.0	25-65	.385	6-26	.231	9-23	.391	21	41	62	2.8	59	2	43	22	2	25	65	3.0
TOTAL	61-18	1001/16.4	56-154	.364	10-54	.185	21-50	.420	51	83	134	2.2	127	4	99	58	5	77	143	2.3

1 | DEIVIS ZEMGULIS

	Season	Career	Big Ten
Points	3, Iowa, 1/16/19	11, Kent State, 12/23/15	8, at Maryland, 12/30/15
Rebounds	2, 2x, last vs. Wright State, 11/20/18	5, at Purdue, 1/13/16	5, at Purdue, 1/13/16
Assists	2, North Florida, 11/9/18	2, 2x, last vs. North Florida, 11/9/18	2, at Michigan, 1/30/16
Blocks	--	1, 2x, last at Northwestern, 1/20/18	1, at Northwestern, 1/20/18
Steals	1, UMBC, 12/29/18	1, 10x, last vs. UMBC, 12/29/18	1, 4x, last at Iowa, 1/27/18
Minutes	12, vs. Wright State, 11/20/18	27, at Purdue, 1/13/16	27, at Purdue, 1/13/16
FG Made	1, 2x, last vs. Iowa, 1/16/19	4, Kent State, 12/23/15	3, at Maryland, 12/30/15
FG Attempted	2, vs. Wright State, 11/20/18	7, at Ohio State, 1/25/16	7, at Ohio State, 1/25/16
3-Point FG Made	1, Iowa, 1/16/19	1, 17x, last at Ohio State, 1/25/18	1, 8x, last at Ohio State, 1/25/18
3-Point FG Attempted	1, 3x, last vs. Iowa, 1/16/19	4, Colgate, 11/23/16	3, 5x, last at Iowa, 2/3/16
FT Made	--	4, Minnesota, 1/5/16	4, Minnesota, 1/5/16
FT Attempted	--	4, 2x, last vs. Wisconsin, 1/21/16	4, 2x, last vs. Wisconsin, 1/21/16

Career Totals

Season	GP-GS	Min/Avg	Total FG-FGA	Pct.	3-Point FG-FGA	Pct.	FT-FTA	Pct.	Off	Def	Total	Avg.	PF	DQ	A	T	B	S	Scoring Pts.	Avg.
2015-16	26-1	318/12.2	26-68	.382	10-40	.250	13-19	.684	20	24	44	1.7	20	0	8	13	0	4	75	2.9
2016-17	18-0	111/6.2	5-20	.250	3-13	.231	1-2	.500	3	9	12	0.7	21	0	1	7	1	2	14	0.8
2017-18	23-2	134/5.8	6-20	.300	4-16	.250	2-2	1.000	9	8	17	0.7	12	0	4	3	1	3	18	0.8
2018-19	5-0	23/4.6	2-4	.500	1-3	.333	0-0	.000	0	5	5	1.0	3	0	2	2	0	1	5	1.0
TOTAL	72-3	586/8.1	39-112	.348	18-72	.250	16-23	.696	32	46	78	1.1	56	0	15	25	2	10	112	1.6

2018-19 PENN STATE TV/RADIO ROSTER



0

MYREON JONES
FR. | G | 6-3 | 170
BIRMINGHAM, ALA.




1

DEIVIS ZEMGULIS
SR. | F | 6-6 | 220
KAUNAS, LITHUANIA



2

MYLES DREAD
FR. | G | 6-4 | 215
DETROIT, MICH.



4

DANIIL KASATKIN
FR. | G | 6-7 | 215
VICHUGA, RUSSIA



5

JAMARI WHEELER
SO. | G | 6-1 | 170
LIVE OAK, FLA.



10

KYLE McCLOSKEY
FR. | G | 6-5 | 210
LOWER GWYNEDD, PA.



11

LAMAR STEVENS
JR. | F | 6-8 | 230
NORTH WALES, PA.



12

IZAIAH BROCKINGTON
SO. | G | 6-4 | 195
PHILADELPHIA, PA.



13

RASIR BOLTON
FR. | G | 6-2 | 180
PETERSBURG, VA.



20

TAYLOR NUSSBAUM
SO. | G | 6-2 | 175
SOUTH SALEM, N.Y.



21

JOHN HARRAR
SO. | F | 6-9 | 243
WALLINGFORD, PA.



22

GRANT HAZLE
JR. | F | 6-6 | 194
KINGWOOD, TEXAS



23

JOSH REAVES
SR. | G | 6-5 | 214
FAIRFAX, VA.



24

MIKE WATKINS
R-JR. | F | 6-9 | 254
PHILADELPHIA, PA.



35

TRENT BUTTRICK
SO. | F | 6-8 | 234
BLOOMSBURG, PA.



PATRICK CHAMBERS
HEAD COACH
EIGHTH SEASON



KEITH URGO
ASSOCIATE HEAD COACH
EIGHTH SEASON



JIM FERRY
ASSISTANT COACH
SECOND SEASON



KEVIN FREEMAN
ASSISTANT COACH
FIRST SEASON



ROSS CONDON
DIRECTOR OF OPERATIONS
EIGHTH SEASON



DAVID CAPORALETTI
DIRECTOR OF
PLAYER DEVELOPMENT
EIGHTH SEASON



NICHOLAS COLELLA
DIR. OF RECRUITING
FOURTH SEASON



JONATHAN SALAZER
ATHLETIC TRAINER
22ND SEASON



GREG MISKINIS
PERFORMANCE COACH
THIRD SEASON



DR. GREG BILLY
TEAM PHYSICIAN
EIGHTH SEASON

2018-19 PENN STATE NITTANY LIONS

NUMERICAL ROSTER

#	NAME	POS	ELG	HT	WT	HOMETOWN	HIGH SCHOOL / LAST SCHOOL
0	Myreon Jones	G	Fr.	6-3	170	Birmingham, Ala.	Lincoln Academy (Ga.)
1	Deivis Zengulis	F	Sr.	6-6	220	Kaunas, Lithuania	St. Mary Ryken (Md.)
2	Myles Dread	G	Fr.	6-4	215	Detroit, Mich.	Gonzaga (Washington D.C.)
4	Daniil Kasatkin	G	Fr.	6-7	215	Vichuga, Russia	Mountain Mission (Va.)
5	Jamari Wheeler	G	So.	6-1	170	Live Oak, Fla.	Rock School
10	Kyle McCloskey	G	Fr.	6-5	210	Lower Gwynedd, Pa.	Germantown Academy
11	Lamar Stevens	F	Jr.	6-8	230	North Wales, Pa.	Roman Catholic
12	Izaiah Brockington #	G	So.	6-4	195	Philadelphia, Pa.	Archbishop Ryan/St. Bonaventure
13	Rasir Bolton	G	Fr.	6-2	180	Petersburg, Va.	Massanutten Academy
20	Taylor Nussbaum	G	So.	6-2	175	South Salem, N.Y.	Cheshire Academy (Conn.)
21	John Harrar	F	So.	6-9	243	Wallingford, Pa.	Strath Haven
22	Grant Hazle	F	Jr.	6-6	194	Kingwood, Texas	Westbury Christian School
23	Josh Reaves	G	Sr.	6-5	214	Fairfax, Va.	Oak Hill Academy (Va.)
24	Mike Watkins	F	R-Jr.	6-9	254	Philadelphia, Pa.	Phelps School
35	Trent Buttrick	F	So.	6-8	234	Bloomsburg, Pa.	Community School of Naples (Fla.)

Will sit out the 2018-19 season to satisfy NCAA transfer rules and will have three years of eligibility remaining beginning in 2019-2020.

ALPHABETICAL ROSTER

#	NAME	POS	ELG	HT	WT	HOMETOWN	HIGH SCHOOL / LAST SCHOOL
13	Rasir Bolton	G	Fr.	6-2	180	Petersburg, Va.	Massanutten Academy
12	Izaiah Brockington #	G	So.	6-4	195	Philadelphia, Pa.	Archbishop Ryan/St. Bonaventure
35	Trent Buttrick	F	So.	6-8	234	Bloomsburg, Pa.	Community School of Naples (Fla.)
2	Myles Dread	G	Fr.	6-4	215	Detroit, Mich.	Gonzaga (Washington D.C.)
21	John Harrar	F	So.	6-9	243	Wallingford, Pa.	Strath Haven
22	Grant Hazle	F	Jr.	6-6	194	Kingwood, Texas	Westbury Christian School
0	Myreon Jones	G	Fr.	6-3	170	Birmingham, Ala.	Lincoln Academy (Ga.)
4	Daniil Kasatkin	G	Fr.	6-7	215	Vichuga, Russia	Mountain Mission (Va.)
10	Kyle McCloskey	G	Fr.	6-5	210	Lower Gwynedd, Pa.	Germantown Academy
20	Taylor Nussbaum	G	So.	6-2	175	South Salem, N.Y.	Cheshire Academy (Conn.)
23	Josh Reaves	G	Sr.	6-5	214	Fairfax, Va.	Oak Hill Academy (Va.)
11	Lamar Stevens	F	Jr.	6-8	230	North Wales, Pa.	Roman Catholic
24	Mike Watkins	F	R-Jr.	6-9	254	Philadelphia, Pa.	Phelps School
5	Jamari Wheeler	G	So.	6-1	170	Live Oak, Fla.	Rock School
1	Deivis Zengulis	F	Sr.	6-6	220	Kaunas, Lithuania	St. Mary Ryken (Md.)

COACHING STAFF

Head Coach: Patrick Chambers (Philadelphia '94)
Associate Head Coach: Keith Urgo (Fairfield '02)
Assistant Coach: Jim Ferry (Keene State '90)
Assistant Coach: Kevin Freeman (Connecticut '06)
Director of Basketball Operations: Ross Condon (Villanova '07)
Director of Player Development: David Caporaletti (Philadelphia '93)
Director of On-Campus Recruiting: Nicholas Colella (Penn State '13)
Athletic Trainer: Jon Salazer (Penn State '93)
Strength & Conditioning Coach: Greg Miskinis (Penn State '08)

PRONUNCIATIONS

PEOPLE

Rasir Bolton –
 RAHJ-sheer BOWL-ton
 Buttrick – BUH-Trick
 Harrar – final R is silent, HAIR-ah
 Myreon Jones – Myron
 Daniil Kasatkin –
 Duh-NEEL Kaa-SOT-Kin
 Kyle McCloskey – Mic CLUS-key
 Deivis Zengulis –
 Davis Zem-GOO-Liss

PLACES

Kaunas – CO-nuss
 Lower Gwynedd – Gwynn-ID
 Vichuga – Vee-CHEW-gah

18-19 RECORD WHEN...

At home	5-6
On road	2-6
Neutral	1-2
vs. Top-25 teams	1-5
Leading at the half	6-4
Trailing at the half	2-10
Tied at the half	
Lead w/ 5:00 to play	7-0
Trail w/ 5:00 to play	1-14
Tied w/ 5:00 to play	
In overtime(s)	0-1
Wearing white	5-5
Wearing gray	1-2
Wearing blue	0-7
Wearing pink and black	2-0
Game decided by 1-5 pts	1-5
Game decided by 6-10 pts	2-5
Game decided 11-15 pts	3-3
Game decided by 16+ pts	2-1
PSU scores < 59 points	1-5
PSU scores 60-69 pts	1-5
PSU scores 70-79 pts	5-2
PSU scores 80-89 pts	1-1
PSU scores 90+ pts	0-1
PSU scores 100+ pts	
Opp. scores < 59 pts	3-1
Opp. scores 60-69 pts	4-5
Opp. scores 70-79 pts	1-5
Opp. scores 80-89 pts	0-2
Opp. scores 90-99 pts	0-1
Opp. scores 100+ pts	
1 PSU player scores 10+	0-1
2 PSU players score 10+	2-3
3 PSU players score 10+	4-5
4 PSU players score 10+	2-4
5 PSU players score 10+	0-1
6 PSU players score 10+	
PSU outrebounds opp.	7-6
Opp. outrebounds PSU	1-8
Rebounds are equal	
PSU has more turnovers	3-3
Opp. has more turnovers	4-7
Turnovers are equal	1-4
FG% over 40%	7-4
FG% less than 40%	1-10
Opp. FG% over 40%	3-13
Opp. FG% less than 40%	5-1
PSU outshoots opp.	6-2
Opp. outshoots PSU	2-12
In November	4-2
In December	3-4
In January	0-8
In February	1-0
In March	
On Sunday	0-2
On Monday	2-0
On Tuesday	2-1
On Wednesday	1-2
On Thursday	0-4
On Friday	1-1
On Saturday	2-4

2018-19 BIG TEN CONFERENCE STATISTICS

RECORD:	OVERALL	HOME	AWAY	NEUTRAL
ALL GAMES	1-10	0-6	1-4	0-0
CONFERENCE	1-10	0-6	1-4	0-0
NON-CONFERENCE	0-0	0-0	0-0	0-0

#	Player	gp-gs	min	avg	Total			3-Point		F-Throw		Rebounds				pf	dq	a	to	blk	stl	pts	avg
					fg-fga	fg%	3fg-fga	3fg%	ft-fga	ft%	off	def	tot	avg									
11	Stevens, Lamar	11-11	412	37.5	74-186	.398	8-32	.250	45-58	.776	16	64	80	7.3	29	0	26	27	8	5	201	18.3	
13	Bolton, Rasir	11-4	291	26.5	34-101	.337	12-49	.245	28-31	.903	9	12	21	1.9	20	0	19	20	1	4	108	9.8	
23	Reaves, Josh	11-11	355	32.3	41-111	.369	14-45	.311	8-18	.444	16	34	50	4.5	36	2	35	32	8	31	104	9.5	
24	Mike Watkins	11-7	248	22.5	40-66	.606	0-0	.000	18-43	.419	26	65	91	8.3	21	0	4	18	20	8	98	8.9	
02	Dread, Myles	11-10	324	29.5	34-85	.400	25-68	.368	4-8	.500	5	28	33	3.0	25	0	11	8	0	5	97	8.8	
21	Harrar, John	11-4	169	15.4	11-19	.579	0-1	.000	11-16	.688	17	20	37	3.4	27	0	3	3	1	5	33	3.0	
01	Zemgulis, Deivis	1-0	3	3.0	1-1	1.000	1-1	1.000	0-0	.000	0	0	0	0.0	0	0	0	1	0	0	3	3.0	
05	Wheeler, Jamari	11-7	206	18.7	9-29	.310	3-13	.231	3-8	.375	9	17	26	2.4	22	0	24	9	1	15	24	2.2	
10	McCloskey, Kyle	6-0	67	11.2	4-9	.444	2-5	.400	2-6	.333	5	4	9	1.5	3	0	2	2	2	1	12	2.0	
00	Jones, Myreon	9-0	97	10.8	5-30	.167	3-18	.167	3-5	.600	1	8	9	1.0	6	0	4	6	0	3	16	1.8	
35	Buttrick, Trent	10-1	53	5.3	2-14	.143	0-10	.000	3-3	1.000	2	6	8	0.8	10	0	0	1	0	1	7	0.7	
Team												23	17	40				3					
Total.....		11	2225		255-651	.392	68-242	.281	125-196	.638	129	275	404	36.7	199	2	128	130	41	78	703	63.9	
Opponents.....		11	2225		277-617	.449	86-214	.402	139-190	.732	94	305	399	36.3	190	-	152	136	45	72	779	70.8	

TEAM STATISTICS	PSU	OPP	Date	Opponent	Score	Att.
SCORING	703	779	* 12/01/18	at Maryland	L 59-66	15481
Points per game	63.9	70.8	* 12/04/18	INDIANA	L 62-64	8972
Scoring margin	-6.9	-	* 01/03/19	at Michigan	L 55-68	12707
FIELD GOALS-ATT	255-651	277-617	* 1/6/19	WISCONSIN	L 52-71	8342
Field goal pct	.392	.449	* 01/10/19	at Nebraska	L 64-70	15753
3 POINT FG-ATT	68-242	86-214	* 1/13/19	MICHIGAN STATE	L 56-71	10196
3-point FG pct	.281	.402	* 1/16/19	IOWA	L 82-89	7733
3-pt FG made per game	6.2	7.8	* 01/19/19	at Minnesota	L 64-65	11042
FREE THROWS-ATT	125-196	139-190	* 1/26/19	RUTGERS	L 60-64	13366
Free throw pct	.638	.732	* 1/31/19	PURDUE	Lot 90-99	8961
F-Throws made per game	11.4	12.6	* 02/04/19	at Northwestern	W 59-52	6541
REBOUNDS	404	399	* - Conference game			
Rebounds per game	36.7	36.3				
Rebounding margin	+0.5	-				
ASSISTS	128	152				
Assists per game	11.6	13.8				
TURNOVERS	130	136				
Turnovers per game	11.8	12.4				
Turnover margin	+0.5	-				
Assist/turnover ratio	1.0	1.1				
STEALS	78	72				
Steals per game	7.1	6.5				
BLOCKS	41	45				
Blocks per game	3.7	4.1				
ATTENDANCE	57570	61524				
Home games-Avg/Game	6-9595	5-12305				
Neutral site-Avg/Game	-	0-0				

Score by Periods	1st	2nd	OT	Totals
Penn State	344	354	5	703
Opponents	375	390	14	779

POINT DIFFERENTIAL																														
W	1																													
MARGIN	1	2	3	4	5	6	7	8	9	10	11	12	13	14	15	16	17	18	19	20	21	22	23	24	25	26	27	28	29	30*
L	1	1	1	1	2	1	1	1	1	1	1	1	1	1	1	1	1	1	1	1	1	1	1	1	1	1	1	1	1	1

2018-19 PENN STATE STATISTICS

RECORD:	OVERALL	HOME	AWAY	NEUTRAL
ALL GAMES	8-14	5-6	2-6	1-2
CONFERENCE	1-10	0-6	1-4	0-0
NON-CONFERENCE	7-4	5-0	1-2	1-2

#	Player	gp-gs	min	avg	Total		3-Point		F-Throw		Rebounds				pf	dq	a	to	blk	stl	pts	avg
					fg-fga	fg%	3fg-fga	3fg%	ft-fa	ft%	off	def	tot	avg								
11	Stevens, Lamar	22-22	801	36.4	151-362	.417	14-64	.219	99-128	.773	36	133	169	7.7	57	0	48	61	16	11	415	18.9
13	Bolton, Rasir	22-9	589	26.8	78-210	.371	40-112	.357	64-72	.889	15	31	46	2.1	42	0	35	51	1	11	260	11.8
23	Reaves, Josh	22-22	713	32.4	80-194	.412	27-81	.333	27-40	.675	34	68	102	4.6	66	2	75	63	18	56	214	9.7
02	Dread, Myles	22-18	632	28.7	68-173	.393	49-136	.360	7-15	.467	15	50	65	3.0	44	0	28	16	3	17	192	8.7
24	Watkins, Mike	17-12	378	22.2	57-102	.559	0-0	.000	30-65	.462	41	102	143	8.4	35	0	9	27	27	14	144	8.5
00	Jones, Myreon	20-0	246	12.3	25-96	.260	12-49	.245	10-14	.714	3	19	22	1.1	11	0	13	13	0	11	72	3.6
21	Harrar, John	22-10	373	17.0	26-49	.531	0-1	.000	20-36	.556	41	45	86	3.9	54	1	12	12	6	12	72	3.3
05	Wheeler, Jamari	22-15	439	20.0	25-65	.385	6-26	.231	9-23	.391	21	41	62	2.8	59	2	43	22	2	25	65	3.0
35	Buttrick, Trent	20-2	179	9.0	14-37	.378	8-27	.296	8-10	.800	9	17	26	1.3	27	0	4	4	7	4	44	2.2
10	McCloskey, Kyle	7-0	70	10.0	5-11	.455	2-5	.400	2-6	.333	7	4	11	1.6	3	0	2	2	2	1	14	2.0
01	Zemgulis, Deivis	5-0	23	4.6	2-4	.500	1-3	.333	0-0	.000	0	5	5	1.0	3	0	2	2	0	1	5	1.0
04	Kasatkin, Daniil	2-0	5	2.5	0-0	.000	0-0	.000	0-0	.000	1	0	1	0.5	1	0	1	0	0	0	0	0.0
22	Hazle, Grant	1-0	1	1.0	0-0	.000	0-0	.000	0-0	.000	0	1	1	1.0	0	0	0	0	0	0	0	0.0
20	Nussbaum, Taylor	1-0	1	1.0	0-0	.000	0-0	.000	0-0	.000	0	0	0	0.0	1	0	0	0	0	0	0	0.0
Team											42	29	71				5					
Total.....		22	4450		531-1303	.408	159-504	.315	276-409	.675	265	545	810	36.8	403	5	272	278	82	163	1497	68.0
Opponents.....		22	4450		542-1219	.445	154-423	.364	272-385	.706	188	580	768	34.9	397	-	271	298	80	152	1510	68.6

TEAM STATISTICS	PSU	OPP	Date	Opponent	Score	Att.
SCORING	1497	1510	11/9/18	NORTH FLORIDA	W 87-72	9060
Points per game	68.0	68.6	11/12/18	JACKSONVILLE STATE	W 76-61	7722
Scoring margin	-0.6	-	11/15/18	at DePaul	Lot 70-72	3926
FIELD GOALS-ATT	531-1303	542-1219	11/20/18	vs Wright State	W 77-59	1473
Field goal pct	.408	.445	11/21/18	vs Bradley	L 56-59	1473
3 POINT FG-ATT	159-504	154-423	11/27/18	VIRGINIA TECH	W 63-62	8373
3-point FG pct	.315	.364	* 12/01/18	at Maryland	L 59-66	15481
3-pt FG made per game	7.2	7.0	* 12/04/2018	INDIANA	L 62-64	8972
FREE THROWS-ATT	276-409	272-385	12/8/18	COLGATE	W 76-65	8056
Free throw pct	.675	.706	12/15/18	vs NC State	L 78-89	5456
F-Throws made per game	12.5	12.4	12/19/18	at Duquesne	W 73-67	2537
REBOUNDS	810	768	12/21/18	at Alabama	L 64-73	10142
Rebounds per game	36.8	34.9	12/29/18	UMBC	W 74-52	9042
Rebounding margin	+1.9	-	* 01/03/19	at Michigan	L 55-68	12707
ASSISTS	272	271	* 1/6/19	WISCONSIN	L 52-71	8342
Assists per game	12.4	12.3	* 01/10/19	at Nebraska	L 64-70	15753
TURNOVERS	278	298	* 1/13/19	MICHIGAN STATE	L 56-71	10196
Turnovers per game	12.6	13.5	* 1/16/19	IOWA	L 82-89	7733
Turnover margin	+0.9	-	* 01/19/19	at Minnesota	L 64-65	11042
Assist/turnover ratio	1.0	0.9	* 1/26/19	RUTGERS	L 60-64	13366
STEALS	163	152	* 1/31/19	PURDUE	Lot 90-99	8961
Steals per game	7.4	6.9	* 02/04/19	at Northwestern	W 59-52	6541
BLOCKS	82	80				
Blocks per game	3.7	3.6				
ATTENDANCE	99823	85058				
Home games-Avg/Game	11-9075	8-9766				
Neutral site-Avg/Game	-	3-2310				

* - Conference game

Score by Periods	1st	2nd	OT	Totals
Penn State	742	748	7	1497
Opponents	737	755	18	1510

POINT DIFFERENTIAL																																		
W	1			1	1			1		2		1		1																				
MARGIN	1	2	3	4	5	6	7	8	9	10	11	12	13	14	15	16	17	18	19	20	21	22	23	24	25	26	27	28	29	30*				
L	1	2	1	1	1	2		2		1		1		1								1												