

## FEBRUARY (6-1, 0-0 ACC)

17	vs Delaware	Kissimmee, Fla.	W, 5-3
18	vs Kansas State	Kissimmee, Fla.	L, 5-4
18	vs Ohio State	Kissimmee, Fla.	W, 7-2
19	vs Delaware	Kissimmee, Fla.	W, 3-2
24	vs Siena	Vero Beach, Fla.	W, 8-2
25	vs Siena	Vero Beach, Fla.	W, 6-4
25	vs Siena	Vero Beach, Fla.	W, 11-5

## MARCH (5-10, 4-6 ACC)

3	at Wofford	Spartanburg, S.C.	L, 4-3
4	at USC Upstate	Spartanburg, S.C.	W, 3-1
4	at USC Upstate	Spartanburg, S.C.	L, 9-5
5	at Wright State	Spartanburg, S.C.	L, 3-1
10	at Louisville*	Louisville, KY	L, 3-0
11	at Louisville*	Louisville, KY	L, 8-2
12	at Louisville*	Louisville, KY	L, 3-1
14	vs Saint Peter's	Pittsburgh, Pa.	Cancelled
15	vs Saint Peter's	Pittsburgh, Pa.	Cancelled
17	vs Notre Dame*	Pittsburgh, Pa.	L, 10-5
17	vs Notre Dame*	Pittsburgh, Pa.	L, 4-3 (11)
19	vs Notre Dame*	Pittsburgh, Pa.	W, 2-1 (12)
21	at Kent State	Kent, Ohio	L, 7-6
24	vs Virginia Tech*	Pittsburgh, Pa.	W, 9-5
25	vs Virginia Tech*	Pittsburgh, Pa.	W, 8-2
25	vs Virginia Tech*	Pittsburgh, Pa.	W, 3-2
28	vs West Virginia	Pittsburgh, Pa.	L, 8-4
31	at Duke*	Durham, N.C.	L, 14-0

## APRIL (2-0, 2-0 ACC)

1	at Duke*	Durham, N.C.	W, 9-8 (10)
2	at Duke*	Durham, N.C.	W, 6-2
4	vs Penn State	Pittsburgh, Pa.	6:00 PM
7	at Virginia*	Charlottesville, Va.	6:00 PM
8	at Virginia*	Charlottesville, Va.	4:00 PM
9	at Virginia*	Charlottesville, Va.	1:00 PM
14	vs Miami*	Pittsburgh, Pa.	6:00 PM
15	vs Miami*	Pittsburgh, Pa.	3:00 PM
16	vs Miami*	Pittsburgh, Pa.	1:00 PM
18	at Penn State	State College, Pa.	6:30 PM
19	vs Kent State	Pittsburgh, Pa.	6:00 PM
21	vs North Carolina*	Pittsburgh, Pa.	6:00 PM
22	vs North Carolina*	Pittsburgh, Pa.	3:00 PM
23	vs North Carolina*	Pittsburgh, Pa.	1:00 PM
29	vs SIU Edwardsville	Pittsburgh, Pa.	1:00 PM
29	vs SIU Edwardsville	Pittsburgh, Pa.	4:30 PM
30	vs SIU Edwardsville	Pittsburgh, Pa.	1:00 PM

## MAY

2	vs MD Eastern Shore	Pittsburgh, Pa.	6:00 PM
3	vs MD Eastern Shore	Pittsburgh, Pa.	1:00 PM
6	at Georgia Tech*	Atlanta, Ga.	6:00 PM
7	at Georgia Tech*	Atlanta, Ga.	4:00 PM
8	at Georgia Tech*	Atlanta, Ga.	7:00 PM
10	vs Youngstown State	Pittsburgh, Pa.	6:00 PM
12	vs NC State*	Pittsburgh, Pa.	6:00 PM
13	vs NC State*	Pittsburgh, Pa.	6:00 PM
14	vs NC State*	Pittsburgh, Pa.	1:00 PM
16	at West Virginia	Morgantown, W.Va.	6:30 PM
18	at Wake Forest*	Winston-Salem, N.C.	6:00 PM
19	at Wake Forest*	Winston-Salem, N.C.	6:00 PM
20	at Wake Forest*	Winston-Salem, N.C.	1:00 PM

## GAME


# 26

## PITT (13-12, 6-6 ACC) vs PSU (10-16, 0-3 BIG 10)

April 4, 2017  
Pittsburgh, Pa.  
Charles L. Cost Field



## PROBABLE STARTER



Dan Hammer  
(0-2, 5.09 ERA)  
vs.  
Schuyler Bates  
(0-0, 3.21 ERA)

## PITT PROJECTED LINEUP

POS	No.	Player	B/T	Avg.	GP-GS	R	H	RBI	2B	3B	HR	SB-ATT
C	43	Manny Pazos	R-R	.200	22-20	11	14	8	7	0	0	0-0
1B	6	Caleb Parry	R-R	.258	25-25	14	24	15	6	0	2	3-3
2B	14	Alex Amos	R-R	.273	25-25	11	21	9	3	0	0	1-3
3B	29	Nick Banman	L-R	.207	24-22	13	17	18	7	1	3	0-0
SS	2	P.J. DeMeo	R-R	.231	25-23	12	21	11	9	1	2	0-0
LF	13	Jacob Wright	L-R	.250	25-24	21	24	9	5	2	2	3-4
CF	3	Frank Maldonado	R-R	.232	23-23	12	22	7	7	1	1	0-3
RF	1	Nico Popa	R-R	.243	25-24	9	18	10	3	0	0	5-9
DH	9	Yaya Chentouf	R-R	.273	10-9	5	9	2	0	0	0	1-3

P	No.	Player	ERA	W-L	APP-GS	IP	H	R	ER	BB	SO	WHIP
RHP	18	Dan Hammer	5.09	0-2	6-4	23.0	25	19	13	10	19	1.52

## BENCH

POS	No.	Player	B/T	Avg.	GP-GS	R	H	RBI	2B	3B	HR	SB-ATT
INF	5	Kaylor Kulina	R-R	.226	14-10	2	7	2	0	0	0	0-0
INF	27	Zach Zientarski	R-R	.091	10-5	1	2	2	0	0	0	0-0

## BULLPEN

P	No.	Player	ERA	W-L	APP-GS	IP	H	R	ER	BB	SO	WHIP
RHP	31	Isaac Mattson	2.70	1-0	9-0	13.1	11	4	4	7	17	1.37
RHP	33	RJ Freure	3.72	3-1	10-0	19.1	15	9	8	8	24	1.20
RHP	34	Chris Gomez	8.76	2-1	8-0	12.1	16	13	12	5	9	1.74

## SERIES INFORMATION

### CHARLES L. COST FIELD

Pittsburgh, Pa.  
Field Turf | Opened: 2011  
LF: 355 | LC: 375 | CF: 405 | RC: 375 | RF: 325

### PREDICTED WEATHER

Tuesday: 61°F, cloudy, 60% chance of rain, SW 20 MPH

## SERIES NOTES

### LEADING OFF

Pitt (13-12, 6-6 ACC) returns to Charles L. Cost Field for a Tuesday night showdown with rival Penn State (10-16, 0-3 Big 10) as the Panthers and Nittany Lions face off for the 100th time in the series' history. Pitt is fresh off an ACC series victory at Duke, their second consecutive ACC series win after sweeping Virginia Tech the week prior. After falling in the opening game of the series in Durham, N.C., Pitt rattled off back-to-back wins, capturing a 9-8 decision in 10 innings on Saturday and boasting an impressive 6-2

decision in the series finale Sunday afternoon.

Dan Hammer will get the start on the mound for the Panthers, making his fifth start of his freshman campaign. Hammer brings a record of 0-2 into the outing with an ERA of 5.09. In his last outing, he went 5.0 innings against a strong West Virginia team. In that performance, the righty surrendered seven runs, two earned, off five hits and four walks, striking out four as the Panthers' defense struggled against the Mountaineers. On the season, Hammer has allowed 19 runs, 13 earned, in 23.0 innings, walking 10 and striking out 19.

Offensively, freshman Alex Amos paced the Panthers in the weekend at Duke, hitting a cool .600 with three runs scored and one RBI with one double and two walks. On the season, Amos is hitting a team-high .273 in his 25 consecutive starts. Nick Banman leads the Panther squad with 18 RBIs and a .427 slugging percentage, while Caleb Parry has contributed 15 RBIs with a .387 slugging percentage and two homers.

### SCOUTING PENN STATE

Penn State comes into the in-state rivalry riding a three-game losing streak after being swept by No. 22 Michigan. The Nittany Lions have struggled on the road this season, posting a record of 4-12, as

their last road win came March 11 at Sacramento State.

Schuyler Bates is expected to get the start for the Nittany Lions, just the second of the season for the junior. In his previous nine appearances he has posted a 3.21 ERA while striking out 11 in 14.0 innings pitched.

Offensively, Jordan Bowersox and Willie Burger lead the Nittany Lions. Bowersox is hitting .357 with a team-high 35 hits in 98 at bats. The sophomore's .510 slugging percentage ranks in the top 25 in the BIG 10 conference. Burger paces PSU with 22 RBI and four home runs.

### SERIES WITH PENN STATE

This will be the 100th all-time meeting between the two programs in a series dating back to the 1939 season. The Nittany Lions hold a 69-29-1 all-time advantage in the series and have won the last four meetings.

Last year, Penn State swept the two games between the programs. Pitt dropped the first contest 7-0 at State College and fell in the second matchup, 11-6, at Charles L. Cost Field. The Panthers last win against rival Penn State came March 27, 2013, a 10-8 road victory.

### INJURY REPORT

The Panthers suffered a tough blow at Historic Dodgertown as an injury to David Yanni will mean the shortstop will be out indefinitely. In addition to commanding the infield, Yanni was one of the only returning position players with significant starting experience as the sophomore was a consistent part of the 2016 defense at second base.

In six starts this season, Yanni hit .273 with five RBIs, drawing four walks and smacking one double.

### WHO'S STREAKING

Redshirt junior Frank Maldonado owns a team-high four-game active hitting streak., while freshman Alex Amos is riding a three-game streak. Caleb Parry recorded the longest streak of the season, at seven, while Jacob Wright and Nico Popa each saw six-game streaks snapped earlier this year.

### PRONUNCIATION GUIDE

Alex Amos	A-miss
Yaya Chentouf	Shen-toof
P.J. DeMeo	De-may-o
RJ Freure	Frew-er
Kaylor Kulina	Kay-ler Kuh-line-uh
Collin Liberatore	Lib-ruh-tor
Frank Maldonado	Mal-doh-nah-doh
TJ Pagan	Pay-gen
Manny Pazos	Pah-zos
Matt Pidich	Pie-ditch
Nico Popa	Pope-ah
David Yanni	Yawn-ie
Zach Zientarski	Zin-tar-ski

### ALPHABETICAL ROSTER

No.	Name	Pos.
14	Alex Amos	INF
29	Nick Banman	INF
20	Blair Calvo	RHP
9	Yaya Chentouf	OF/RHP
42	Adam Cornwell	RHP
2	PJ DeMeo	INF
22	Josh Falk	RHP
33	RJ Freure	RHP
4	Dan Furman	RHP
12	Tyler Garbee	RHP
34	Chris Gomez	RHP
17	Alex Griffith	C
18	Dan Hammer	RHP
48	Kevin Henriksen	RHP
5	Kaylor Kulina	INF
32	Colin Liberatore	RHP
3	Frank Maldonado	OF
31	Isaac Mattson	RHP
19	Sam Mersing	RHP
40	Josh Mitchell	LHP
44	TJ Pagan	RHP
6	Caleb Parry	INF
43	Manny Pazos	C
41	Matt Pidich	RHP
1	Nico Popa	OF
28	Peyton Reesman	LHP
11	Liam Sabino	INF
46	Derek West	RHP
13	Jacob Wright	OF
24	David Yanni	INF
27	Zach Zientarski	INF/RHP

### NUMERICAL ROSTER

No.	Name	Pos.	HT	WT	B/T	Class	Hometown/Previous School
1	Nico Popa	OF	5-10	175	R/R	Fr.	Pittsburgh, Pa./Seton-LaSalle
2	PJ DeMeo	INF	6-0	195	R/R	Sr.	Sewickley, Pa./Pittsburgh Central Catholic
3	Frank Maldonado	OF	6-1	190	R/R	R-Jr.	Short Hills, N.J./Seton Hall Prep
4	Dan Furman	RHP	6-0	185	R/R	R-Jr.	Brookhaven, Pa./Monsignor Bonner
5	Kaylor Kulina	INF	5-10	185	L/R	Jr.	Hummelstown, Pa./Polk Community College
6	Caleb Parry	C	6-0	190	R/R	R-Jr.	Riverside, Calif./Norco
9	Yaya Chentouf	RHP/OF	5-9	180	R/R	So.	Ocoee, Fla./Dr Phillips
11	Liam Sabino	INF	6-1	190	R/R	R-So.	East Stroudsburg, Pa./Vanderbilt
12	Tyler Garbee	RHP	6-3	180	R/R	So.	Sewickley, Pa./Quaker Valley
13	Jacob Wright	OF	5-11	185	L/R	R-Sr.	Melbourne Beach, Fla./St. Petersburg College
14	Alex Amos	INF	5-11	170	R/R	Fr.	Winchester, Va./Millbrook
17	Alex Griffith	C	5-9	195	R/R	So.	Bristol, Va./Virginia
18	Dan Hammer	RHP	6-2	175	R/R	Fr.	Philadelphia, Pa./Father Judge
19	Sam Mersing	RHP	6-2	200	R/R	Sr.	McKees Rocks, Pa./Montour
20	Blair Calvo	RHP	6-3	195	R/R	Jr.	St. Augustine, Fla./Eastern Florida CC
22	Josh Falk	RHP	6-1	205	R/R	Sr.	Tampa, Fla./Hillsborough CC
24	David Yanni	INF	5-11	205	L/R	So.	Pipersville, Pa./Central Bucks-East
27	Zach Zientarski	INF/RHP	6-3	225	R/R	Fr.	Jupiter, Fla./Boca Raton
28	Peyton Reesman	LHP	6-6	220	L/L	Fr.	Lewistown, Pa./Mifflin County
29	Nick Banman	INF	6-5	215	L/R	Jr.	Lenexa, Kan./Fort Scott Community College
31	Isaac Mattson	RHP	6-3	185	R/R	Jr.	Harbor Creek, Pa./Harbor Creek Senior
32	Colin Liberatore	RHP	6-3	185	R/R	So.	Greensburg, Pa./Greensburg Central
33	RJ Freure	RHP	6-1	205	R/R	Fr.	Burlington, ON, Canada/Robert Bateman
34	Chris Gomez	RHP	6-2	165	R/R	Fr.	Miami, Fla./South Dade
40	Josh Mitchell	LHP	6-1	210	R/L	R-Jr.	Ridgway, Pa./Ridgway
41	Matt Pidich	RHP	6-3	210	R/R	R-Jr.	Aberdeen, N.J./Christian Brothers Academy
42	Adam Cornwell	RHP	5-10	190	R/R	GS.	Bloomington, Ind./University of Indianapolis
43	Manny Pazos	C	6-0	185	R/R	Sr.	Miami, Fla./Pace
44	TJ Pagan	RHP	6-3	230	R/R	Jr.	Philadelphia, Pa./Harfrod CC
46	Derek West	RHP	6-5	230	R/R	R-Fr.	Orange City, Fla./Trinity Christian Academy
48	Kevin Henriksen	RHP	6-5	190	R/R	R-Fr.	Glen Mills, Pa./Eton

Head Coach: Joe Jordano (20th season)

Assistant/Pitching Coach: Jerry Oakes (Fifth season)

Assistant Coach: Billy Alvino (Second season)

Volunteer Assistant Coach: Jimmy Negrych (Second season)



@Pitt\_BASE



@Pitt\_BASE

www.PITTSBURGHPANTHERS.com

Wright's 13-game mark is the longest active reached base streak, while Maldonado and Yaya Chentouf each reached base safely in 10 straight. Parry boasted the longest streak of the season, at 14.

#### **PITCHERS LEAD THE WAY**

The Panther pitching staff has been stellar to start the season, ranking fifth in the ACC with a team ERA of 3.86. The starting trio of Josh Mitchell, Matt Pidich and Josh Falk have shined in their collective 21 outings, led by Falk's 2.25 ERA.

In the bullpen, R.J. Freure (19.1 IP), Sam Mersing (18.2 IP), Isaac Mattson (13.1 IP) and Chris Gomez (12.1 IP) have seen the most work, as Freure has been lights out in his freshman campaign. The

#### **UNIVERSITY INFORMATION**

School ..... University of Pittsburgh  
Location ..... Pittsburgh, Pa.  
Founded ..... 1787  
Enrollment ..... 28,617  
Nickname ..... Panthers  
Colors ..... Vegas Gold and Navy  
Conference ..... ACC  
Affiliation ..... NCAA Division I  
Website ..... www.PittsburghPanthers.com  
Facebook ..... /PittsburghPanthers  
Twitter ..... @Pitt\_Athletics  
Instagram ..... @Pitt\_Athletics  
Chancellor ..... Dr. Patrick Gallagher  
Interim Director of Athletics ..... Dr. Randy Juhl

#### **COACHING STAFF**

Head Coach ..... Joe Jordano (Westminster, '85)  
Record at Pitt ..... 549-478-2 - 20 years  
Career Record ..... 832-596-2 - 30 years  
Pitching Coach .. Jerry Oakes (Coastal Carolina '12)  
Assistant Coach ..... Billy Alvino (High Point '09)  
Volunteer Assistant ..... Jimmy Negrych (Pitt '16)

#### **PANTHERS AT A GLANCE**

First Season ..... 1907  
All-Time Record ..... 1220-1110-7 (.524)  
All-Time Conference Record ..... 335-456 (.424)  
All-Time ACC Record ..... 36-63 (.364)  
All-Time Conference Tourn. Record ..... 9-21 (.300)  
All-Time ACC Tournament Record ..... 0-0 (.000)  
NCAA Appearances (Last) ..... 3 (1995)  
NCAA Tournament Record ..... 2-4 (.333)

#### **CHARLES L. COST FIELD**

Stadium ..... Charles L. Cost Field  
Year Opened ..... 2011  
Capacity ..... 900  
Surface ..... Synthetic Grass  
Dimensions ..... LF-330, CF-405, RF-330  
Ticket Office Phone ..... 1-800-643-PITT (7488)

#### **ATHLETICS MEDIA RELATIONS**

Executive Associate AD ..... EJ Borghetti  
Assistant Director/Baseball ..... Kelly Dumrauf  
Email ..... kumrauf@athletics.pitt.edu  
Office ..... 412-648-9807  
Cell ..... 412-228-2561  
Media Relations Office ..... 412-648-8240

rookie leads the bullpen with an impressive 24 strikeouts, while Mattson and Mersing have each recorded 17. Freure has held opponents to a .221 average and boasts a record of 3-1 in 10 appearances. Mattson leads the team in saves with three, while Yaya Chentouf and Mersing each have two.

#### **WALKIN' INTO THE RECORD BOOKS**

Redshirt senior Jacob Wright continues to climb up the record books as he is now tied for third in all-time walks, with 92 free bases. In his three seasons with the Panthers the on-base specialist has led the team in walks each season, boasting 41 in 2015, 36 in 2016 and currently with 15 for the 2017 season.

Wright is tied Stuart Rykaceski's at 92. Current hitting coach Jimmy Negrych is second all-time with 107 free passes while the record is held by John Shultz, who wrapped up his career in 2011 with 142 walks.

#### **TAKIN' ONE FOR THE TEAM (ALL-TIME)**

In series finale against Siena at Historic Dodger-town, Frank Maldonado was struck by his fourth pitch of the season, becoming the all-time hit-by-pitch leader in Pitt history. In just three seasons, Maldonado has been struck 30 times, surpassing Casey Roche's mark of 27.

Last season, Maldonado was plunked 13 times, ranking third in the ACC and 68th in the NCAA.

#### **THE 100 CLUB**

The finale of the Sunshine State Classic was a memorable one for redshirt senior Jacob Wright as the outfielder made his 100th career start in a Panther uniform as Pitt downed Delaware by a score of 5-3.

Senior catcher Manny Pazos joined the 100 starts club in the second game of the ACC opening weekend series at No. 4 Louisville as the Panthers fell to the then fourth-ranked Cardinals 8-2 on the road. Redshirt junior outfielder Frank Maldonado also joined his teammates, surpassing the 100 starts mark in the series against Virginia Tech.

Peter Parise holds the record for game started by a Panther, sitting at 208 from 2004-07. The most recent players to crack the top 20 list were John Schultz (184, 7th) and Zach Duggan (166, 11th) from 2008-11. Fellow 2011 alum and current Chicago White Sox catcher Kevan Smith checks in at No. 19 with 135 starts from 2009-11.

#### **YOUNG GUNS**

The Panthers will be a young squad for the 2017 season, as Pitt saw the departure of six starting position players and four pitchers with at least 10 appearances. All-ACC shortstop Charles Leblanc was selected by the Texas Rangers in the fourth round of the 2016 MLB First Year Player Draft, producing a need for David Yanni to make the move

to lead the infield.

In addition, with the losses of Alex Kowalczyk, Nick Yarnall, Ronnie Sherman, Aaron Schnurbusch and Matt Johnson, the Panthers will look to Yanni as well as Frank Maldonado, Caleb Parry, Jacob Wright and Manny Pazos as the returning starters on the field.

A slew of newcomers could see considerable playing time this season as Zach Zientarski, Nico Popa, Alex Amos and Kaylor Kulina will all compete for game action.

On the bump, the weekend rotation suffered a big hit with the losses of T.J. Zeuch and Aaron Sandefur. The bullpen also said goodbye to relief hurler Garrett Wrangel, but is aided by Cape League All-Star Isaac Mattson as well as All-Freshman ACC honoree Yaya Chentouf.

Josh Falk and Sam Mersing will lead the staff as the only two pitchers with considerable starting experience this season, as Tyler Garbee and Collin Liberatore will look to contribute more after solid freshman campaigns and Josh Mitchell will look to take on an expanded role.

With the losses of Derek West and Blair Calvo to season-ending injuries, the pitching staff will be forced to rely on freshmen and transfers, but welcome the return of Matt Pidich, who hasn't pitched in nearly two seasons with Pitt due to injury.

#### **ACC TOURNAMENT EXPANDS**

The ACC announced the expansion of the league tournament in October, as 12 teams will now compete for the conference title in May. The tournament, which will be held in Lexington, KY, added two more teams to the mix as last season, all 10 teams in the conference tournament received bids to the NCAA tournament.

The event will feature four days of pool play, leading to a four-team single-elimination bracket to determine the league champion. The top teams from both the Atlantic and Coastal divisions, determined by conference winning percentages, and the next 10 teams with the best conference winning percentages regardless of division will be selected to compete in the championship. The two division champions will automatically be seeded number one and two based on winning percentage in overall conference competition. The remaining teams will be seeded numbers three through 12 based on winning percentage in overall conference competition without regard to division.

#### **JORDANO'S 20TH**

The 2017 season will mark skipper Joe Jordano's 20th-year at the helm of the Panthers. Jordano had his most successful season since joining the ACC, going 25-26 last year, led by ACC batting champion Charles LeBlanc and starting pitcher T.J.

Zeuch, the Panthers had four All-ACC honorees. Zeuch was drafted by the Toronto Blue Jays with the 21st overall selection, the highest pick in Pitt baseball history.

Jordano, who enters his 30th season coaching at the NCAA Division I level, sits 24th all-time in victories by active coaches.

#### **A REPUTABLE SLATE**

Pitt possesses a quality schedule this year, as they will face off against nine 2016 NCAA qualifiers, as well as a pair of super regional teams and a College World Series squad. Pitt will open the season in a tournament featuring a pair of power five schools in Ohio State and Kansas State, in addition to Delaware.

The schedule features mid-week home-and-homes against premier rivals West Virginia and Penn State as well as nearby Kent State. Pitt has 30 conference games in total on the slate. ACC schools that will be visiting Charles L. Cost field are Notre Dame, Virginia Tech, Miami, North Carolina and NC State.

#### **MAKING OF A TEAM**

Pitt's roster of 31 players is composed of seven states and one province. Pennsylvania is the most common state featured, providing 15 players for the Panthers. The second most common state is Florida with eight players. Two players each hail from Virginia and New Jersey, while California, Kansas and Indiana are each the home of one. Freshman pitcher RJ Freure is the lone international product, hailing from Burlington, Ontario. However, it's worth noting that senior catcher Manny Pazos was born in Cuba before relocating to Miami, Fla.

Twenty-three players joined the Panthers out of high school, while eight were brought to Pitt via transfer.

#### **NOWHERE TO GO BUT UP**

Always one of the toughest conferences in collegiate baseball, the ACC is again loaded with talent this season. With all 10 ACC Tournament teams selected to the 2016 NCAA Tournament, the conference provides stiff competition for the young Panther squad, who was predicted to finish seventh in their division and 14th in the league in the annual preseason coaches poll.

Last season, Pitt was sixth in the Coastal Division and 13th in the league, finishing with a record of 10-18 in conference action. The record boasted wins over nationally-ranked squads in North Carolina, Georgia Tech, Florida State and eventual ACC Champion, Clemson.

Pitt's 2017 lineup won't be any easier as they'll kick off league play with nationally-ranked Louisville. Also on tap for Pitt in conference play, 2015

National Champion Virginia, 2016 CWS participant Miami, nationally-ranked North Carolina and North Carolina State.









#### **UP NEXT**

Pitt goes back on the road as they take on nationally ranked Virginia in a three game series in Charlottesville, Va., April 7-9. Following the trip to Virginia, Pitt will return home for a series against Miami, April 14-16.



# TV/RADIO ROSTER

2017 PITT BASEBALL





In November 1997, with the University of Pittsburgh baseball program struggling and in need of a new direction, the Panthers turned to Joe Jordano to step in as head coach. Now, more than 530 wins later, Pitt has reached new heights in the national polls and sent more than 50 players to pro baseball under his leadership. Having built the program into a regional power, Jordano is poised to guide the Panthers through another major moment in their history as he aims to make the leap to compete for an ACC Championship.

"We have come a long way in all aspects of the program," says Jordano. "It was my goal to establish a foundation of a program that would sustain a high level of respectability and success. We've embraced every challenge and have established a program that is well-respected, produces quality student-athletes, and is an asset to the University. I feel strongly that we have made solid progress in positioning our program to take the next step."

#### ACC

"I realized very quickly the announcement was made to enter into the ACC, the transition was going to be very challenging and would take some time," Jordano noted. "There is no question that we are making strides in establishing depth and a balance among our classes. When you look back on our past three seasons, 20 of our conference losses were by a total 25 runs. That is a player or two away from being very good. We have had a few tough injuries as well especially on the mound that has very much affected our rotation as well as depth in the bullpen. When you have two or three potential weekend starters go down prior to the season as we have had over the past two years - and entering into this season - it is a tough hurdle to clear. It does, however, provide opportunities for our younger players to gain valuable experience. The 2017 season will be a challenge with so many young players that

30

Pitt

## HEAD COACH 20TH SEASON AT PITT • 30TH SEASON OVERALL WESTMINSTER '85

- Winningest coach in Pitt history (549 wins)
- Top 30 among active coaches with 832 wins
- 2013 and 2004 Big East Coach of the Year
- Averaging nearly 30 victories per season
- 10 post-season appearances
- 58 players signed professional contracts
- 13 All-Americans
- 19 All-Region selections
- 53 All-Conference selections
- 39 players drafted at Pitt (36 overall)
- 2013 G.I.B.S.O.N. Award Recipient
- 2010 Chuck Tanner Manager of the Year
- 2010 ABCA East Region Coach of the Year
- 2010 PA Sports Hall of Fame Inductee
- 2009 Mercyhurst College Hall of Fame

expected to contribute but it certainly bodes well for a bright future of our program. I have a great staff and we have brought in a great recruiting class this year and our 2017 class is incredible. I am equally as excited about our commitments well into the future. We are very much anticipating the new Pitt Script branding initiative that will transform the look Charles L. Cost Field, our locker room and entry into the support building for this coming season."

The Panthers continued to build in the nation's premier baseball conference during the 2016 season, knocking off four nationally-ranked programs in No. 6 North Carolina, No. 11 Florida State, No. 14 Clemson and No. 25 Georgia Tech. In addition, Pitt produced a first round draft pick for just the second time in program history and the first under Jordano, as T.J. Zeuch was selected with the 21st overall pick by the Toronto Blue Jays on June 9, 2016. Jordano saw five players hear their names called in the draft, as Charles Leblanc was taken in the fourth round by the Texas Rangers. Leblanc was joined by Alex Kowalczyk in the Rangers' organization, as the senior catcher was taken in the 12th round. Senior outfielder Aaron Schurbusch joined the White Sox organization in the 28th round, while junior utility man Nick Yarnall was tabbed in the 35th round by the Los Angeles Dodgers. All five players opted to continue their careers in the big leagues, carrying on a long tradition of professional success under Jordano.

The 2016 season also brought the first All-ACC selections in program history, as four Panthers landed on the all-conference lists. Leblanc copped first-team recognition after winning the league's batting title, posting a .409 average for the highest in the ACC since 2009. Zeuch garnered second-team recognition, while Yarnall landed on the third-team and Yaya Chentouf was named to the all-freshman squad.

The 2014 and 2015 campaigns saw the Panthers record signature victories while they worked to transition into one of the nation's top baseball conferences. In 2014, the team claimed its first-ever win over the nation's top squad by defeating No.1 Virginia, 2-1. The Panthers matched the feat in 2015, once again downing a top-ranked Cavaliers squad and eventual National Champions, 1-0.

In 2014, the team claimed wins over No. 17 North Carolina, No. 20 Clemson and a sweep of No. 23 Georgia Tech. Despite a 2015 season wracked by injury and talent lost to the professional draft, Jordano

and his staff led the team to a dramatic series victory over No.11 North Carolina with a Sunday walk-off win. His consistent excellence was rewarded with his 500th career win as Pitt's head coach on March 18, 2014.

#### Personal

Jordano received his bachelor's degree from Westminster College, where he was a stellar four-year letter-winner and All-District performer in baseball for the Titans. He spent time as the radio voice of Westminster football and basketball as an undergraduate - a hobby he maintained into his early coaching days as he called games for Minor League Baseball's Erie SeaWolves. He later obtained his master's degree in athletic administration from Slippery Rock University.

Jordano resides in Cranberry Township with his wife, Michelle, sons Matthew and Joseph, and daughter Sophia.

#### AT MERCYHURST

Year	W	L	T	PCT.
1988	19	17		.530
1989	23	10		.697
1990	28	13		.682
1991	28	15		.651
1992	18	18		.500
1993	29	14		.657
1994	30	8		.789
1995	31	7		.820
1996	37	8		.863
1997	40	8		.833
<b>10-Year Totals</b>	<b>283</b>	<b>118</b>		<b>.706</b>

#### AT PITTSBURGH

Year	W	L	T	PCT.
1998	12	27	1	.313
1999	27	27		.500
2000	31	24		.564
2001	18	27		.400
2002	36	16	1	.702
2003	36	20		.640
2004	38	18		.679
2005	33	22		.600
2006	23	29		.442
2007	27	27		.500
2008	19	34		.358
2009	28	21		.570
2010	38	18		.678
2011	33	23		.589
2012	28	28		.500
2013	42	17		.712
2014	22	30		.423
2015	20	32		.385
2016	25	26		.490
2017	13	12		.520
<b>20-Year Totals</b>	<b>549</b>	<b>478</b>	<b>2</b>	<b>.534</b>
<b>30-Year Totals</b>	<b>832</b>	<b>596</b>	<b>2</b>	<b>.583</b>

## ACC STANDINGS

COASTAL DIVISION					ATLANTIC DIVISION				
SCHOOL	CONF W-L-T	CONF PCT	W-L-T	PCT	SCHOOL	CONF W-L-T	CONF PCT	W-L-T	PCT
1. North Carolina	9-3-0	.750	22-6-0	.786	1. Louisville	10-2-0	.833	24-3-0	.889
2. <b>Pitt</b>	<b>6-6-0</b>	<b>.500</b>	<b>13-12-0</b>	<b>.520</b>	2. Clemson	10-2-0	.833	24-5-0	.828
3. Virginia Tech	6-6-0	.500	17-13-0	.567	3. Wake Forest	8-4-0	.667	21-8-0	.724
4. Virginia	5-7-0	.417	21-8-0	.724	4. Florida State	6-6-0	.500	18-11-0	.621
5. Duke	5-7-0	.417	16-15-0	.516	5. NC State	5-7-0	.417	15-14-0	.517
6. Miami	5-7-0	.417	12-16-0	.429	6. Notre Dame	4-8-0	.333	10-16-0	.385
7. Georgia Tech	4-8-0	.333	15-11-0	.577	7. Boston College	1-11-0	.083	8-17-0	.320

## THE LAST TIME...

## TEAM

Beat a top-five team	vs. #1 Virginia (3/7/15)
Beat a top-10 team	at #6 North Carolina (3/13/16)
Beat a top-25 team	vs. #25 Georgia Tech (4/10/16)
Won when trailing after eight	at Duke (4/1/17)
Scored 10 or more runs	11 vs. Siena (2/25/17, Game 2)
Scored 15 or more runs	17 at Youngstown State (4/20/16)
Scored 20 or more runs	24 at Youngstown State (4/9/13)
Allowed 10 or more runs	14 at Duke (3/31/17)
Allowed 15 or more runs	14 at #14 Clemson (4/1/16)
Allowed 20 or more runs	21 vs. Maryland (5/9/14)
Recorded 10 or more hits	10 at Duke (4/2/17)
Recorded 15 or more hits	15 vs. #4 Miami (5/14/16)
Recorded 20 or more hits	20 at Youngstown State (4/20/16)
Hit five or more doubles	5 vs. USC Upstate (3/4/17, Game 2)
Hit two or more triples	2 vs. Notre Dame (3/17/17)
Hit three or more home runs	6 at Grambling State (2/28/16)
Hit back-to-back home runs	vs. Grambling State (Charles Leblanc/Nick Yarnall) (2/28/16)
Stole five or more bases	5 at Youngstown State (4/8/15)
Drew 10 or more walks	12 vs. Penn State (5/11/16)
Shutout a team	5-0 vs. Miami (OH) (4/23/16)
Was shutout	14-0 at Duke (3/31/17)
Threw a no-hitter	vs. Robert Morris (Luciow) (1981)

## INDIVIDUAL

Scored four or more runs	4, Nick Yarnall at Youngstown State (4/20/16)
Had four or more hits	5, Charles Leblanc at Virginia Tech (4/16/16)
Hit two or more doubles	2, Caleb Parry vs. USC Upstate (3/4/17, Game 2)
Hit three or more doubles	3, Frank Maldonado vs. Kansas state (2/18/17)
Hit two or more triples	2, Frank Maldonado at Youngstown State (4/20/16)
Hit two or more home runs	2, Nick Yarnall at Grambling State (2/28/16)
Hit a grand slam	Benette hill at West Virginia (4/30/13)
Stole three bases	3, Stephen Vranka vs. Coppin State (4/17/13)
Drew three or more walks	3, Jacob Wright vs. Siena (2/25/17, Game 2)
Was hit by two or more pitches	2, Nick Yarnall at Notre Dame (5/7/16)
Recorded five RBIs	5, Alex Kowalczyk vs. Kent State (3/30/16)
Recorded six or more RBIs	6, Charles Leblanc at #14 Clemson (4/2/16)
Had two players with four or more RBIs	Charles Leblanc (6) & Alex Kowalczyk (4) at #14 Clemson (4/2/16)
Had 10 strikeouts	10, Josh Falk vs. Virginia Tech (3/25/17, Game 2)
Had 11 or more strikeouts	12, T.J. Zeuch vs. Duke (5/19/16)
Struck out four or more in one inning	4, Isaac Mattson at West Virginia (5/12/15)
Led off a game with a home run	Stephen Vranka at Presbyterian (3/12/14)
Hit an inside-the-park home run	Aaron Schnurbusch at Fairfield (4/25/15)

## RECORD WHEN...

At home	4-2
On the road	3-7
Neutral site	6-2
Home ACC	4-2
Road ACC	2-3
vs. Top-25	0-3
Day	12-5
Night	1-5
Turf	4-7
Grass	9-5
Wearing white	3-1
Wearing blue	2-6
Wearing black	6-3
Wearing gold	2-2
One-run games	3-2
Shutouts	0-2
vs. LHP	6-6
vs. RHP	7-6
Leading after six	8-0
Tied after six	4-2
Trailing after six	1-10
Leading after eight	12-1
Tied after eight	0-0
Trailing after eight	1-11
Extra innings	2-1
Pitt scores first	10-3
Opponent scores first	3-9
Pitt scores six or more runs	8-2
Allows six or more runs	1-6
Pitt out-hits opponent	10-1
Out-hit by opponent	2-10
Pitt gets 10+ hits	7-2
Pitt gets one or more home runs	6-3
Pitt commits 0-1 errors	11-8
Pitt commits 2+ errors	2-4
February	6-1
March	5-11
April	2-0
May	0-0
Monday	0-0
Tuesday	0-2
Wednesday	0-0
Thursday	0-0
Friday	3-4
Saturday	7-3
Sunday	3-3
Following a loss	4-7

## TEAM SEASON HIGHS

At bats	41, 2x - last at Duke (4/1/17)
Runs	11 vs. Siena (2/25/17) Game 2)
Hits	14 at Duke (4/1/17)
RBIs	11 vs. Siena (2/25/17) Game 2)
Doubles	6 vs. Kansas State (2/18/17)
Triples	2 vs. Notre Dame (3/17/17)
Home runs	2 vs. USC Upstate (3/4/17) Game 2)
Total bases	24 vs. USC Upstate (3/4/17, Game 1)
Walks	9 vs. Notre Dame (3/19/17, Game 2)
Strikeouts	18, 2x - last at #4 Louisville (3/10/17)
Sac hits	4 at Duke (4/1/17)
Sac flies	2 vs. Kent State (3/21/17)
Stolen bases	2, 3x - last vs. West Virginia (3/28/17)
Hit by pitch	3 vs. Ohio State (2/18/17)
Caught stealing	2 vs. Siena (2/24/17)
Left on base	16 vs. Notre Dame (3/19/17)
Putouts	36 vs. Notre Dame (3/19/17, Game 2)
Assists	17 vs. Notre Dame (3/19/17, Game 1)
Errors	4 vs. West Virginia (3/28/17)
DP turned	2, 2x - last vs. Notre Dame (3/17/17)
Runs allowed	14 at Duke (3/31/17)
Earned runs allowed	12 at Duke (3/31/17)
Walks allowed	10 vs. Notre Dame (3/17/17)
Strikeouts	12 vs. Notre Dame (3/19/17, Game 2)
Hits allowed	13, 3x - last at Duke (3/31/17)

## INDIVIDUAL SEASON HIGHS

At bats	6, 2x - last Frank Maldonado at Duke (4/1/17)
Runs	Yaya Chentouf, 3 - vs. Virginia Tech (3/25/17, Game 1)
Hits	3, 10x - last Nick Banman at Duke (4/1/17)
RBIs	Caleb Parry, 4 - vs. Siena (2/25/17, Game 2)
Doubles	Frank Maldonado, 3 - vs. Kansas State (2/18/17)
Triples	1, 5x - last Nick Banman at Duke (4/1/17)
Home runs	1, 10x - last Jacob Wright at Duke (4/2/17)
Walks	Jacob Wright, 3 - vs. Siena (2/25/17, Game 2)
Sac hits	Alex Amos, 2 - vs. Ohio State (2/18/17)
Sac flies	1, 7x - last P.J. DeMeo & Alex Amos vs. Kent State (3/21/17)
Stolen bases	Nico Popa, 2 - vs. Virginia Tech (3/25/17, Game 2)
Hit by pitch	Jacob Wright, 2 - vs. USC Upstate (3/4/17, Game 1)
Putouts	14, 2x - last Caleb Parry vs. Notre Dame (3/17/17, Game 1)
Assists	Alex Amos, 8 - vs. Virginia Tech (3/24/17)
Innings pitched	8.0, 3x - last Josh Falk at Duke (4/2/17)
Runs allowed	Dan Hammer, 6 vs. USC Upstate (3/4/17, Game 2)
Earned runs allowed	Dan Hammer, 6 vs. USC Upstate (3/4/17, Game 2)
Walks allowed	Josh Falk, 5 vs. #4 Louisville (3/12/17)
Strikeouts	Josh Falk, 10 - vs. Virginia Tech (3/25/17, Game 2)
Hits allowed	8, 3x - last Matt Pidich at #4 Louisville (3/11/17)

## GAME WINNING...

RBI	RUN
Nick Banman	Frank Maldonado
Caleb Parry	Jacob Wright
Manny Pazos	P.J. DeMeo
David Yanni	Caleb Parry
Alex Amos	Nico Popa
P.J. DeMeo	Alex Amos
Yaya Chentouf	Nick Banman
Alex Griffith	Yaya Chentouf
Kaylor Kulina	Alex Griffith
Frank Maldonado	Kaylor Kulina
Nico Popa	Manny Pazos
Jacob Wright	David Yanni
Zach Zientarski	Zach Zientarski

## MULTIPLE HIT GAMES

	2	3	4	5+	6+	Total
Alex Amos	7	1	-	-	-	8
Caleb Parry	6	1	-	-	-	7
Jacob Wright	4	2	-	-	-	6
P.J. DeMeo	5	-	-	-	-	5
Frank Maldonado	2	2	-	-	-	4
Nico Popa	2	2	-	-	-	4
Nick Banman	2	1	-	-	-	3
Yaya Chentouf	1	1	-	-	-	2
Kaylor Kulina	2	-	-	-	-	2
Manny Pazos	2	-	-	-	-	2
David Yanni	1	-	-	-	-	1
Alex Griffith	-	-	-	-	-	-
Zach Zientarski	-	-	-	-	-	-

## MULTIPLE RBI GAMES

	2	3	4	5	6+	Total
Nick Banman	5	-	-	-	-	5
P.J. DeMeo	3	-	-	-	-	3
Caleb Parry	1	1	1	-	-	3
Alex Amos	2	-	-	-	-	2
Manny Pazos	2	-	-	-	-	2
Nico Popa	2	-	-	-	-	2
Jacob Wright	1	1	-	-	-	2
David Yanni	2	-	-	-	-	2
Alex Griffith	1	-	-	-	-	1
Kaylor Kulina	1	-	-	-	-	1
Frank Maldonado	1	-	-	-	-	1
Yaya Chentouf	-	-	-	-	-	-
Zach Zientarski	-	-	-	-	-	-

## WHO'S STREAKING...

HITS	Longest	Current	REACHED BASE	Longest	Current
Caleb Parry	7	-	Caleb Parry	14	2
Jacob Wright	6	2	Jacob Wright	13	13
Nico Popa	6	2	Frank Maldonado	11	10
P.J. DeMeo	4	2	Yaya Chentouf	10	10
Frank Maldonado	4	4	Nick Banman	9	2
Nick Banman	4	-	Kaylor Kulina	8	8
Alex Amos	3	3	P.J. DeMeo	8	2
Kaylor Kulina	3	1	Nico Popa	7	2
Alex Griffith	3	-	David Yanni	6	6
David Yanni	3	3	Alex Amos	6	6
Yaya Chentouf	3	2	Manny Pazos	5	2
Manny Pazos	3	2	Alex Griffith	3	-
Zach Zientarski	1	-	Zach Zientarski	2	-





## GAME-BY-GAME STARTS BY POSITION

Date	Opponent	C	1B	2B	3B	SS	LF	CF	RF	DH	SP
2/17	Delaware	Pazos	Parry	Amos	DeMeo	Yanni	Wright	Maldonado	Popa	Griffith	Pidich
2/18	Kansas State	Pazos	Parry	Amos	Kulina	Yanni	Wright	Maldonado	Popa	Banman	Mitchell
2/18	Ohio State	Pazos	Parry	Amos	DeMeo	Yanni	Wright	Maldonado	Popa	Banman	Falk
2/19	Delaware	Griffith	Parry	Amos	DeMeo	Yanni	Wright	Maldonado	Popa	Zientarski	Hammer
2/24	Siena	Pazos	Parry	Amos	DeMeo	Yanni	Wright	Maldonado	Popa	Griffith	Pidich
2/25	Siena	Pazos	Parry	Amos	Kulina	Yanni	Wright	Maldonado	Popa	Banman	Mitchell
2/25	Siena	Griffith	Parry	Amos	Banman	DeMeo	Wright	Maldonado	Popa	Zientarski	Falk
3/4	Wofford	Pazos	Parry	Amos	Banman	DeMeo	Wright	Maldonado	Popa	Griffith	Mitchell
3/5	USC Upstate	Pazos	Parry	Amos	Banman	DeMeo	Wright	Maldonado	Popa	Zientarski	Pidich
3/5	USC Upstate	Griffith	Parry	Amos	Banman	DeMeo	Wright	Maldonado	Popa	Kulina	Hammer
3/6	Wright State	Pazos	Parry	Amos	Banman	DeMeo	Wright	Popa	Zientarski	Kulina	Falk
3/10	#4 Louisville	Pazos	Parry	Amos	Banman	DeMeo	Wright	Maldonado	Popa	Zientarski	Mitchell
3/11	#4 Louisville	Pazos	Parry	Amos	Banman	DeMeo	Wright	Maldonado	Popa	Kulina	Pidich
3/12	#4 Louisville	Pazos	Parry	Amos	Banman	DeMeo	Chentouf	Maldonado	Popa	Griffith	Falk
3/17	Notre Dame	Pazos	Parry	Amos	Banman	DeMeo	Wright	Maldonado	Popa	Kulina	Mitchell
3/19	Notre Dame	Pazos	Parry	Amos	Banman	DeMeo	Wright	Maldonado	Popa	Chentouf	Pidich
3/19	Notre Dame	Pazos	Parry	Amos	Banman	DeMeo	Wright	Maldonado	Popa	Chentouf	Falk
3/21	Kent State	Griffith	Parry	Amos	Banman	DeMeo	Wright	Maldonado	Chentouf	Kulina	Hammer
3/24	Virginia Tech	Pazos	Parry	Amos	Banman	DeMeo	Wright	Maldonado	Popa	Chentouf	Mitchell
3/25	Virginia Tech	Pazos	Parry	Amos	Banman	DeMeo	Wright	Maldonado	Popa	Chentouf	Pidich
3/25	Virginia Tech	Griffith	Parry	Amos	Banman	DeMeo	Wright	Maldonado	Popa	Kulina	Falk
3/28	West Virginia	Pazos	Parry	Amos	Banman	DeMeo	Wright	Popa	Chentouf	Kulina	Hammer
3/31	Duke	Pazos	Parry	Amos	Banman	DeMeo	Wright	Maldonado	Popa	Chentouf	Pidich
4/1	Duke	Pazos	Parry	Amos	Banmn	DeMeo	Wright	Maldonado	Popa	Chentouf	Mitchell
4/2	Duke	Pazos	Parry	Amos	Banman	DeMeo	Wright	Maldonado	Popa	Kulina	Falk

## GAME-BY-GAME STARTS BY BATTING ORDER

Date	Opponent	1	2	3	4	5	6	7	8	9	SP
2/17	Delaware	Wright	Parry	Yanni	Maldonado	Griffith	DeMeo	Pazos	Amos	Popa	Pidich
2/18	Kansas State	Wright	Parry	Yanni	Maldonado	Kulina	Pazos	Banman	Amos	Popa	Mitchell
2/18	Ohio State	Wright	Parry	Yanni	Maldonado	Banman	Pazos	DeMeo	Amos	Popa	Falk
2/19	Delaware	Wright	Parry	Maldonado	Yanni	Zientarski	Griffith	DeMeo	Amos	Popa	Hammer
2/24	Siena	Wright	Parry	Maldonado	Yanni	Griffith	Pazos	DeMeo	Amos	Popa	Pidich
2/25	Siena	Wright	Parry	Maldonado	Banman	Yanni	Pazos	Kulina	Amos	Popa	Mitchell
2/25	Siena	Wright	Parry	Maldonado	Griffith	Banman	Zientarski	DeMeo	Amos	Popa	Falk
3/4	Wofford	Wright	Popa	Parry	Maldonado	Griffith	Banman	Pazos	DeMeo	Amos	Mitchell
3/5	USC Upstate	Wright	Parry	Maldonado	Banman	Zientarski	Pazos	DeMeo	Amos	Popa	Pidich
3/5	USC Upstate	Wright	Parry	Maldonado	Banman	Kulina	Griffith	DeMeo	Amos	Popa	Hammer
3/6	Wright State	Wright	Pazos	Parry	Banman	Zeientarski	DeMeo	Kulina	Amos	Popa	Falk
3/10	#4 Louisville	Wright	Parry	Maldonado	Banman	Zientarski	DeMeo	Pazos	Amos	Popa	Mitchell
3/11	#4 Louisville	Wright	Parry	Maldonado	Banman	DeMeo	Kulina	Pazos	Amos	Popa	Pidich
3/12	#4 Louisville	Chentouf	Parry	Maldonado	DeMeo	Banman	Griffith	Pazos	Amos	Popa	Falk
3/17	Notre Dame	Wright	Kulina	Parry	Maldonado	DeMeo	Banman	Pazos	Amos	Popa	Mitchell
3/19	Notre Dame	Chentouf	Wright	Maldonado	Parry	DeMeo	Banman	Pazos	Amos	Popa	Pidich
3/19	Notre Dame	Chentouf	Wright	Maldonado	Parry	DeMeo	Banman	Pazos	Amos	Popa	Falk
3/21	Kent State	Wright	Kulina	Parry	Maldonado	Banman	DeMeo	Griffith	Amos	Chentouf	Hammer
3/24	Virginia Tech	Wright	Chentouf	Parry	Maldonado	Banman	DeMeo	Amos	Pazos	Popa	Mitchell
3/25	Virginia Tech	Wright	Chentouf	Parry	Maldonado	Banman	DeMeo	Amos	Pazos	Popa	Pidich
3/25	Virginia Tech	Wright	Kulina	Parry	Maldonado	Banman	DeMeo	Amos	Griffith	Popa	Falk
3/28	West Virginia	Wright	Kulina	Parry	Banman	DeMeo	Chentouf	Amos	Pazos	Popa	Hammer
3/31	Duke	Wright	Chentouf	Parry	Maldonado	Banman	DeMeo	Pazos	Amos	Popa	Pidich
4/1	Duke	Wright	Chentouf	Parry	Maldonado	Banman	DeMeo	Pazos	Amos	Popa	Mitchell
4/2	Duke	Wright	Kulina	Parry	Maldonado	Banman	DeMeo	Pazos	Amos	Popa	Falk

## HOME RUN TRACKER

Player	Date	Opponent	Pitcher	Inning	Outs	On Base	Score	Final
Nick Banman	2/25/17 (1)	Siena	White	4	2	1	2-0	W, 6-4
Caleb Parry	2/25/17 (2)	Siena	Amorosi	2	1	2	6-0	W, 11-5
Frank Maldonado	3/4/17 (2)	USC Upstate	Campbell	3	2	0	2-2	L, 9-5
P.J. DeMeo	3/4/17 (2)	USC Upstate	Campbell	4	2	0	3-6	L, 9-5
Nick Banman	3/5/17	Wright State	Sexton	4	1	0	1-2	L, 3-1
Caleb Parry	3/25/17 (1)	Virginia Tech	Anderson	3	1	2	4-0	W, 8-2
P.J. DeMeo	3/25/17 (2)	Virginia Tech	Coward	2	0	1	2-0	W, 3-2
Jacob Wright	3/28/17	West Virginia	Campbell	7	1	0	7-1	L, 8-4
Nick Banman	4/1/17	Duke	Laskey	5	0	0	6-8	W, 9-8 (10)
Jacob Wright	4/2/17	Duke	Chillari	5	1	2	3-0	W, 6-2

## HONORS &amp; AWARDS

FIRST NATIONAL BANK PITT ATHLETE OF THE WEEK

Caleb Parry - Feb. 28  
 Josh Falk - March 21  
 Josh Mitchell - March 28

## HOME RUN WATCH

NAME	CAREER	2017	LAST
Nick Banman	3	3	4/1/17 at Duke
P.J. DeMeo	4	2	3/25/17 vs. Virginia Tech, Game 2
Frank Maldonado	7	1	3/4/17 vs. USC Upstate, Game 2
Caleb Parry	4	2	3/25/17 vs. Virginia Tech, Game 1
Jacob Wright	5	2	4/2/17 at Duke
David Yanni	1	0	2/19/16 vs. Niagara

**The Automated ScoreBook**  
**Overall Statistics for Pittsburgh (as of Apr 03, 2017)**  
**(All games Sorted by Batting avg)**

Record: 13-12 Home: 4-3 Away: 3-7 Neutral: 6-2 ACC: 6-6

Player	avg	gp-gs	ab	r	h	2b	3b	hr	rbi	tb	slg%	bb	hp	so	gdp	ob%	sf	sh	sb-att	po	a	e	fld%	
14 Alex Amos	.273	25-25	77	11	21	3	0	0	9	24	.312	13	0	21	0	.370	2	5	1-3	38	55	3	.969	
9 Yaya Chentouf	.273	10-9	33	5	9	0	0	0	2	9	.273	4	2	12	0	.385	0	3	1-3	5	2	2	.778	
6 Caleb Parry	.258	25-25	93	14	24	6	0	2	15	36	.387	14	5	18	0	.384	0	3	3-3	216	17	0	1.000	
13 Jacob Wright	.250	25-24	96	21	24	5	2	2	9	39	.406	15	6	24	0	.385	0	0	3-4	39	0	1	.975	
1 Nico Popa	.243	25-24	74	9	18	3	0	0	10	21	.284	13	0	22	1	.356	0	3	5-9	46	0	0	1.000	
3 Frank Maldonado	.232	23-23	95	12	22	7	1	1	7	34	.358	5	4	18	0	.295	1	1	0-3	63	1	0	1.000	
2 P.J. DeMeo	.231	25-23	91	12	21	9	1	2	11	38	.418	6	1	20	2	.283	1	0	0-0	20	45	7	.903	
5 Kaylor Kulina	.226	14-10	31	2	7	0	0	0	2	7	.226	5	2	5	0	.368	0	3	0-0	2	3	2	.714	
29 Nick Banman	.207	24-22	82	13	17	7	1	3	18	35	.427	20	1	23	0	.369	0	1	0-0	17	34	0	1.000	
43 Manny Pazos	.200	22-20	70	11	14	7	0	0	8	21	.300	8	0	13	1	.275	2	4	0-0	157	20	3	.983	
-----																								
24 David Yanni	.273	6-6	22	1	6	1	0	0	5	7	.318	4	0	7	0	.385	0	1	0-0	7	22	0	1.000	
17 Alex Griffith	.185	13-9	27	2	5	0	0	0	3	5	.185	5	2	8	0	.353	0	1	0-0	46	4	0	1.000	
27 Zach Zientarski	.091	10-5	22	1	2	0	0	0	2	2	.091	1	0	9	0	.125	1	0	0-0	1	0	0	1.000	
Totals	.234	25	813	114	190	48	5	10	101	278	.342	113	23	200	4	.341	7	25	13-25	672	243	23	.975	
Opponents	.249	25	836	117	208	39	6	20	101	319	.382	84	18	202	7	.329	5	22	20-30	664	254	28	.970	

LOB - Team (203), Opp (176). DPs turned - Team (17), Opp (8). IBB - Team (2), Parry 1, Griffith 1, Opp (1). Picked off - Popa 3.

**(All games Sorted by Earned run avg)**

Player	era	w-l	app	gs	cg	sho	sv	ip	h	r	er	bb	so	2b	3b	hr	b/avg	wp	hp	bk	sfa	sha		
22 Josh Falk	2.25	3-2	7	7	0	0/0	0	48.0	29	12	12	17	46	6	1	2	.176	2	3	0	2	6		
40 Josh Mitchell	3.06	1-2	7	7	0	0/0	0	35.1	35	20	12	10	31	2	1	5	.257	2	4	0	3	2		
41 Matt Pidich	3.40	3-2	7	7	0	0/0	0	39.2	34	17	15	15	30	9	1	0	.239	2	1	0	0	5		
-----																								
4 Dan Furman	0.00	0-0	1	0	0	0/0	0	0.1	0	0	0	0	0	0	0	0	.000	0	0	0	0	0		
31 Isaac Mattson	2.70	1-0	9	0	0	0/0	3	13.1	11	4	4	7	17	3	0	2	.234	0	1	0	0	1		
19 Sam Mersing	3.38	0-1	9	0	0	0/0	2	18.2	22	9	7	2	17	6	0	1	.289	3	2	0	0	0		
33 RJ Freure	3.72	3-1	10	0	0	0/0	0	19.1	15	9	8	8	24	4	0	4	.221	1	3	0	0	1		
44 TJ Pagan	4.91	0-0	5	0	0	0/0	0	3.2	5	2	2	5	2	1	0	0	.357	0	3	0	0	1		
18 Dan Hammer	5.09	0-2	6	4	0	0/0	0	23.0	25	19	13	10	19	3	3	1	.275	2	1	1	0	4		
9 Yaya Chentouf	7.94	0-1	7	0	0	0/0	2	5.2	8	6	5	3	2	1	0	2	.333	0	0	0	0	1		
34 Chris Gomez	8.76	2-1	8	0	0	0/0	0	12.1	16	13	12	5	9	3	0	2	.320	1	0	0	0	1		
42 Adam Cornwell	9.00	0-0	2	0	0	0/0	0	4.0	6	4	4	0	5	1	0	1	.333	1	0	0	0	0		
12 Tyler Garbee	27.00	0-0	1	0	0	0/0	0	0.2	2	2	2	2	0	0	0	0	.500	0	0	0	0	0		
Totals	3.86	13-12	25	25	0	0/0	7	224.0	208	117	96	84	202	39	6	20	.249	14	18	1	5	22		
Opponents	3.96	12-13	25	25	0	2/2	6	220.2	190	114	97	113	199	48	5	10	.234	21	23	2	7	25		

PB - Team (5), Pazos 5, Opp (6). Pickoffs - Team (4), Pazos 2, Mitchell 1, Pidich 1, Opp (3). SBA/ATT - Pazos (18-27), Falk (7-8), Pidich (3-6), Hammer (3-5), Freure (3-5), Griffith (2-3), Mitchell (2-3), Mersing (1-2), Gomez (1-1).

**The Automated ScoreBook**  
**Conference statistics for Pittsburgh (as of Apr 03, 2017)**  
**(ACC games only Sorted by Batting avg)**

Record: 6-6 Home: 4-2 Away: 2-4 ACC: 6-6

Player	avg	gp-gs	ab	r	h	2b	3b	hr	rbi	tb	slg%	bb	hp	so	gdp	ob%	sf	sh	sb-att	po	a	e	fld%	
14 Alex Amos	.289	12-12	38	5	11	2	0	0	4	13	.342	8	0	11	0	.404	1	1	1-1	18	33	0	1.000	
2 P.J. DeMeo	.229	12-12	48	5	11	4	1	1	7	20	.417	4	0	9	2	.288	0	0	0-0	13	27	2	.952	
13 Jacob Wright	.229	12-11	48	8	11	2	1	1	5	18	.375	5	2	15	0	.327	0	0	1-1	13	0	0	1.000	
43 Manny Pazos	.216	11-11	37	4	8	3	0	0	5	11	.297	3	0	8	0	.275	0	4	0-0	88	7	1	.990	
1 Nico Popa	.211	12-12	38	4	8	1	0	0	5	9	.237	6	0	7	1	.318	0	2	3-5	26	0	0	1.000	
29 Nick Banman	.200	12-12	45	6	9	3	1	1	8	17	.378	9	0	12	0	.333	0	0	0-0	14	19	0	1.000	
3 Frank Maldonado	.196	12-12	51	6	10	1	0	0	2	11	.216	2	2	8	0	.255	0	0	0-1	36	1	0	1.000	
6 Caleb Parry	.182	12-12	44	3	8	2	0	1	5	13	.295	6	3	8	0	.321	0	2	2-2	102	8	0	1.000	
-----																								
5 Kaylor Kulina	.400	7-4	15	2	6	0	0	0	2	6	.400	2	2	1	0	.526	0	1	0-0	0	0	0	.000	
9 Yaya Chentouf	.269	8-7	26	5	7	0	0	0	1	7	.269	3	2	10	0	.387	0	2	1-3	0	0	1	.000	
17 Alex Griffith	.125	4-2	8	0	1	0	0	0	0	1	.125	0	0	1	0	.125	0	0	0-0	15	0	0	1.000	
27 Zach Zientarski	.000	2-1	5	0	0	0	0	0	0	0	.000	0	0	3	0	.000	0	0	0-0	0	0	0	.000	
Totals	.223	12	403	48	90	18	3	4	44	126	.313	48	11	93	3	.322	1	12	8-13	330	115	7	.985	
Opponents	.255	12	420	62	107	22	2	14	58	175	.417	49	7	99	4	.341	2	7	13-15	331	141	12	.975	

LOB - Team (96), Opp (93). DPs turned - Team (9), Opp (5). IBB - Team (0), Opp (1). Picked off - Popa 1.

**(ACC games only Sorted by Earned run avg)**

Player	era	w-l	app	gs	cg	sho	sv	ip	h	r	er	bb	so	2b	3b	hr	b/avg	wp	hp	bk	sfa	sha
22 Josh Falk	1.88	1-1	4	4	0	0/0	0	28.2	15	6	6	11	29	2	1	1	.152	1	1	0	1	2
41 Matt Pidich	4.79	1-2	4	4	0	0/0	0	20.2	23	13	11	9	17	6	0	0	.284	2	0	0	0	3
-----																						
44 TJ Pagan	0.00	0-0	2	0	0	0/0	0	1.1	2	0	0	1	0	1	0	0	.400	0	1	0	0	0
18 Dan Hammer	0.00	0-0	1	0	0	0/0	0	1.0	1	0	0	1	0	0	0	0	.250	0	0	0	0	0
19 Sam Mersing	3.00	0-1	5	0	0	0/0	1	12.0	11	4	4	2	10	3	0	1	.239	1	0	0	0	0
31 Isaac Mattson	3.38	1-0	4	0	0	0/0	1	8.0	7	3	3	5	8	3	0	2	.250	0	0	0	0	1
40 Josh Mitchell	4.82	1-1	4	4	0	0/0	0	18.2	21	11	10	6	18	2	1	4	.280	2	3	0	1	0
33 RJ Freure	5.25	1-1	6	0	0	0/0	0	12.0	11	8	7	6	12	3	0	3	.262	1	2	0	0	1
34 Chris Gomez	14.73	1-0	4	0	0	0/0	0	3.2	4	7	6	3	2	0	0	1	.267	0	0	0	0	0
42 Adam Cornwell	18.00	0-0	1	0	0	0/0	0	2.0	5	4	4	0	2	1	0	1	.455	1	0	0	0	0
9 Yaya Chentouf	20.25	0-0	3	0	0	0/0	0	1.1	5	4	3	3	1	1	0	1	.500	0	0	0	0	0
12 Tyler Garbee	27.00	0-0	1	0	0	0/0	0	0.2	2	2	2	2	0	0	0	0	.500	0	0	0	0	0
Totals	4.58	6-6	12	12	0	0/0	2	110.0	107	62	56	49	99	22	2	14	.255	8	7	0	2	7
Opponents	3.61	6-6	12	12	0	2/2	2	109.2	90	48	44	48	92	18	3	4	.224	8	11	1	1	12

PB - Team (5), Pazos 5, Opp (3). Pickoffs - Team (0), Opp (1). SBA/ATT - Pazos (12-14), Falk (6-6), Freure (3-4), Pidich (3-4), Gomez (1-1), Griffith (1-1).

**The Automated ScoreBook**  
**Team Game-by-Game for Pittsburgh (as of Apr 03, 2017)**  
**Batting (All games)**

Date	Opponent	ab	r	h	rbi	2b	3b	hr	tb	bb	ibb	sb	cs	hbp	sac	sf	gdp	k	po	a	e	lob	avg
Feb 17	vs Delaware	29	5	7	2	3	0	0	10	7	2	0	1	0	1	0	0	8	27	10	1	8	.241
Feb 17	vs Kansas State	37	4	11	2	6	0	0	17	6	0	0	0	0	1	0	0	12	27	14	1	13	.273
Feb 18	vs Ohio State	28	7	7	7	2	1	0	11	8	0	1	1	3	2	1	0	9	27	12	0	11	.266
Feb 19	vs Delaware	29	3	8	3	2	0	0	10	2	0	0	0	1	0	0	0	6	27	8	2	5	.268
Feb 24	vs Siena	31	8	9	5	3	0	0	12	7	0	0	2	1	1	1	0	1	27	10	0	9	.273
Feb 25	vs Siena	32	6	10	6	3	0	1	16	0	0	1	0	0	2	0	0	4	27	8	2	4	.280
Feb 25	vs Siena	33	11	11	11	2	0	1	16	6	0	0	0	2	1	1	0	6	27	5	0	8	.288
Mar 03	at Wofford	30	3	4	3	1	0	0	5	2	0	0	0	0	1	1	0	18	24	8	1	4	.269
Mar 04	at USC Upstate	38	5	13	5	5	0	2	24	3	0	0	1	0	0	0	1	10	24	13	2	9	.279
Mar 04	at USC Upstate	30	3	4	3	0	1	0	6	7	0	0	1	2	1	0	0	6	27	14	0	10	.265
Mar 05	vs Wright State	30	1	3	1	1	0	1	7	1	0	0	0	0	0	0	0	5	27	10	2	3	.251
*Mar 10	at Louisville	28	0	2	0	0	0	0	2	2	0	0	0	0	2	0	0	18	24	4	0	5	.237
*Mar 11	at Louisville	32	2	6	2	0	0	0	6	4	0	1	1	1	0	1	0	9	24	13	1	9	.233
*Mar 12	at Louisville	30	1	3	1	0	0	0	3	2	0	0	0	1	0	0	0	8	24	7	0	5	.224
*Mar 17	NOTRE DAME	32	5	6	5	1	2	0	11	4	0	0	0	1	1	0	0	8	27	12	0	6	.222
*Mar 19	NOTRE DAME	40	3	8	2	3	0	0	11	0	0	0	1	1	0	0	0	6	33	17	0	5	.220
*Mar 19	NOTRE DAME	41	2	10	2	2	0	0	12	9	0	1	1	0	2	0	0	9	36	8	1	16	.222
Mar 21	at Kent State	33	6	8	5	1	0	0	9	7	0	1	0	3	1	2	0	8	24	6	1	13	.223
*Mar 24	VIRGINIA TECH	34	9	12	8	4	0	0	16	2	0	2	1	1	1	0	0	9	27	12	0	5	.230
*Mar 25	VIRGINIA TECH	34	8	11	8	3	0	1	17	5	0	0	0	2	1	0	0	4	27	10	0	10	.235
*Mar 25	VIRGINIA TECH	25	3	4	3	1	0	1	8	7	0	2	0	1	1	0	1	4	27	4	1	7	.232
Mar 28	WEST VIRGINIA	30	4	5	4	1	0	1	9	9	0	2	1	0	2	0	0	14	27	10	4	10	.229
*Mar 31	at Duke	30	0	4	0	0	0	0	4	2	0	1	0	0	0	0	1	8	24	9	3	5	.226
*Apr 01	at Duke	41	9	14	8	3	1	1	22	6	0	0	1	2	4	0	0	3	30	12	1	14	.232
*Apr 02	at Duke	36	6	10	5	1	0	1	14	5	0	1	0	1	0	0	1	7	27	7	0	9	.234
Totals		813	114	190	101	48	5	10	278	113	2	13	12	23	25	7	4	200	672	243	23	203	.234

## The Automated ScoreBook Batting Leaders for Pittsburgh (as of Apr 03, 2017) (All games)

Hitting minimums - 1 Games 30 AB 1.0 AB/Game 10 TPA  
Pitching minimums - 1 Games 20 IP 1.0 IP/Game

**Batting avg**

1. 14 Alex Amos	.273
9 Yaya Chentouf	.273
3. 6 Caleb Parry	.258
4. 13 Jacob Wright	.250
5. 1 Nico Popa	.243

**Runs scored**

1. 13 Jacob Wright	21
2. 6 Caleb Parry	14
3. 29 Nick Banman	13
4. 2 P.J. DeMeo	12
3 Frank Maldonado	12

**Doubles**

1. 2 P.J. DeMeo	9
2. 3 Frank Maldonado	7
29 Nick Banman	7
43 Manny Pazos	7
5. 6 Caleb Parry	6

**Total bases**

1. 13 Jacob Wright	39
2. 2 P.J. DeMeo	38
3. 6 Caleb Parry	36
4. 29 Nick Banman	35
5. 3 Frank Maldonado	34

**Sac bunts**

1. 14 Alex Amos	5
2. 43 Manny Pazos	4
3. 4 tied at...	3

**Caught stealing**

1. 1 Nico Popa	4
2. 3 Frank Maldonado	3
3. 9 Yaya Chentouf	2
14 Alex Amos	2
5. 13 Jacob Wright	1

**Strikeouts**

1. 13 Jacob Wright	24
2. 29 Nick Banman	23
3. 1 Nico Popa	22
4. 14 Alex Amos	21
5. 2 P.J. DeMeo	20

**At bats**

1. 13 Jacob Wright	96
2. 3 Frank Maldonado	95
3. 6 Caleb Parry	93
4. 2 P.J. DeMeo	91
5. 29 Nick Banman	82

**Games as sub**

1. 27 Zach Zientarski	5
2. 17 Alex Griffith	4
5 Kaylor Kulina	4
4. 3 tied at....	2

**Slugging pct**

1. 29 Nick Banman	.427
2. 2 P.J. DeMeo	.418
3. 13 Jacob Wright	.406
4. 6 Caleb Parry	.387
5. 3 Frank Maldonado	.358

**Hits**

1. 13 Jacob Wright	24
6 Caleb Parry	24
3. 3 Frank Maldonado	22
4. 2 P.J. DeMeo	21
14 Alex Amos	21

**Triples**

1. 13 Jacob Wright	2
2. 29 Nick Banman	1
3 Frank Maldonado	1
2 P.J. DeMeo	1

**Walks**

1. 29 Nick Banman	20
2. 13 Jacob Wright	15
3. 6 Caleb Parry	14
4. 14 Alex Amos	13
1 Nico Popa	13

**Sac flies**

1. 14 Alex Amos	2
43 Manny Pazos	2
3. 27 Zach Zientarski	1
2 P.J. DeMeo	1
3 Frank Maldonado	1

**Steal attempts**

1. 1 Nico Popa	9
2. 13 Jacob Wright	4
3. 4 tied at....	3

**Grounded into DP**

1. 2 P.J. DeMeo	2
2. 1 Nico Popa	1
43 Manny Pazos	1

**Games played**

1. 13 Jacob Wright	25
1 Nico Popa	25
6 Caleb Parry	25
2 P.J. DeMeo	25
14 Alex Amos	25

**On base pct**

1. 13 Jacob Wright	.385
9 Yaya Chentouf	.385
3. 6 Caleb Parry	.384
4. 14 Alex Amos	.370
5. 29 Nick Banman	.369

**Runs batted in**

1. 29 Nick Banman	18
2. 6 Caleb Parry	15
3. 2 P.J. DeMeo	11
4. 1 Nico Popa	10
5. 2 tied at...	9

**Home runs**

1. 29 Nick Banman	3
2. 6 Caleb Parry	2
2 P.J. DeMeo	2
13 Jacob Wright	2
5. 3 Frank Maldonado	1

**Hit by pitch**

1. 13 Jacob Wright	6
2. 6 Caleb Parry	5
3. 3 Frank Maldonado	4
4. 3 tied at.....	2

**Stolen bases**

1. 1 Nico Popa	5
2. 6 Caleb Parry	3
13 Jacob Wright	3
4. 9 Yaya Chentouf	1
14 Alex Amos	1

**Stolen base pct**

1. 6 Caleb Parry	1.000
2. 13 Jacob Wright	.750
3. 1 Nico Popa	.556
4. 14 Alex Amos	.333
9 Yaya Chentouf	.333

**Total plate appearances**

1. 13 Jacob Wright	117
2. 6 Caleb Parry	115
3. 3 Frank Maldonado	106
4. 29 Nick Banman	104
5. 2 P.J. DeMeo	99

**Game starts**

1. 14 Alex Amos	25
6 Caleb Parry	25
3. 13 Jacob Wright	24
1 Nico Popa	24
5. 2 tied at....	23



## The Automated ScoreBook Pitching Leaders for Pittsburgh (as of Apr 03, 2017) (All games)

Hitting minimums - 1 Games 30 AB 1.0 AB/Game 10 TPA  
Pitching minimums - 1 Games 20 IP 1.0 IP/Game

<b>Earned run avg</b>		<b>Opposing bat avg</b>		<b>Won-loss pct</b>	
1. 22 Josh Falk	2.25	1. 22 Josh Falk	.176	1. 41 Matt Pidich	.600
2. 40 Josh Mitchell	3.06	2. 41 Matt Pidich	.239	2. 22 Josh Falk	.600
3. 41 Matt Pidich	3.40	3. 40 Josh Mitchell	.257	3. 40 Josh Mitchell	.333
<b>Wins</b>		<b>Losses</b>		<b>Saves</b>	
1. 33 RJ Freure	3	1. 18 Dan Hammer	2	1. 31 Isaac Mattson	3
41 Matt Pidich	3	41 Matt Pidich	2	2. 9 Yaya Chentouf	2
22 Josh Falk	3	40 Josh Mitchell	2	19 Sam Mersing	2
4. 34 Chris Gomez	2	22 Josh Falk	2		
5. 2 tied at.....	1	5. 4 tied at.....	1		
<b>Innings pitched</b>		<b>Batters struck out</b>		<b>Appearances</b>	
1. 22 Josh Falk	48.0	1. 22 Josh Falk	46	1. 33 RJ Freure	10
2. 41 Matt Pidich	39.2	2. 40 Josh Mitchell	31	2. 19 Sam Mersing	9
3. 40 Josh Mitchell	35.1	3. 41 Matt Pidich	30	31 Isaac Mattson	9
		4. 33 RJ Freure	24	4. 34 Chris Gomez	8
		5. 18 Dan Hammer	19	5. 4 tied at.....	7
<b>Games started</b>		<b>Games finished</b>		<b>Games in relief</b>	
1. 40 Josh Mitchell	7	1. 31 Isaac Mattson	6	1. 33 RJ Freure	10
41 Matt Pidich	7	2. 9 Yaya Chentouf	5	2. 31 Isaac Mattson	9
22 Josh Falk	7	3. 19 Sam Mersing	4	19 Sam Mersing	9
4. 18 Dan Hammer	4	4. 33 RJ Freure	3	4. 34 Chris Gomez	8
		44 TJ Pagan	3	5. 9 Yaya Chentouf	7
<b>Wild pitches</b>		<b>Balks</b>		<b>Hit batters</b>	
1. 19 Sam Mersing	3	1. 18 Dan Hammer	1	1. 40 Josh Mitchell	4
2. 22 Josh Falk	2			2. 33 RJ Freure	3
40 Josh Mitchell	2			22 Josh Falk	3
41 Matt Pidich	2			44 TJ Pagan	3
18 Dan Hammer	2			5. 19 Sam Mersing	2
<b>Intentional BB allowed</b>		<b>Runners picked off</b>		<b>Batters SO out looking</b>	
1. 9 Yaya Chentouf	1	1. 43 Manny Pazos	2	1. 33 RJ Freure	12
		2. 40 Josh Mitchell	1	2. 22 Josh Falk	10
		41 Matt Pidich	1	3. 41 Matt Pidich	8
				4. 40 Josh Mitchell	7
				5. 31 Isaac Mattson	3
<b>Sac bunts allowed</b>		<b>Sac flies allowed</b>		<b>Hits allowed</b>	
1. 22 Josh Falk	6	1. 40 Josh Mitchell	3	1. 22 Josh Falk	29
2. 41 Matt Pidich	5	2. 22 Josh Falk	2	2. 41 Matt Pidich	34
3. 18 Dan Hammer	4			3. 40 Josh Mitchell	35
4. 40 Josh Mitchell	2				
5. 5 tied at...	1				
<b>Runs allowed</b>		<b>Earned runs allowed</b>		<b>Walks allowed</b>	
1. 22 Josh Falk	12	1. 22 Josh Falk	12	1. 40 Josh Mitchell	10
2. 41 Matt Pidich	17	40 Josh Mitchell	12	2. 41 Matt Pidich	15
3. 40 Josh Mitchell	20	3. 41 Matt Pidich	15	3. 22 Josh Falk	17
<b>Doubles allowed</b>		<b>Triples allowed</b>		<b>Home runs allowed</b>	
1. 40 Josh Mitchell	2	1. 41 Matt Pidich	1	1. 41 Matt Pidich	0
2. 22 Josh Falk	6	40 Josh Mitchell	1	2. 22 Josh Falk	2
3. 41 Matt Pidich	9	22 Josh Falk	1	3. 40 Josh Mitchell	5

**The Automated ScoreBook**  
**Fielding Leaders for Pittsburgh (as of Apr 03, 2017)**  
**(All games)**

Hitting minimums - 1 Games  
 Pitching minimums - 1 Games 20 IP 1.0 IP/Game

**Fielding pct**

1. 6 Caleb Parry	1.000
3 Frank Maldonado	1.000
29 Nick Banman	1.000
17 Alex Griffith	1.000
1 Nico Popa	1.000

**Assists**

1. 14 Alex Amos	55
2. 2 P.J. DeMeo	45
3. 29 Nick Banman	34
4. 24 David Gianni	22
5. 43 Manny Pazos	20

**Stolen bases against**

1. 43 Manny Pazos	18
2. 22 Josh Falk	7
3. 41 Matt Pidich	3
33 RJ Freure	3
18 Dan Hammer	3

**Passed balls**

1. 43 Manny Pazos	5
-------------------	---

**Chances**

1. 6 Caleb Parry	233
2. 43 Manny Pazos	180
3. 14 Alex Amos	96
4. 2 P.J. DeMeo	72
5. 3 Frank Maldonado	64

**Errors**

1. 2 P.J. DeMeo	7
2. 14 Alex Amos	3
43 Manny Pazos	3
4. 3 tied at.....	2

**Caught stealing by**

1. 43 Manny Pazos	9
2. 41 Matt Pidich	3
3. 18 Dan Hammer	2
33 RJ Freure	2
5. 4 tied at.....	1

**Catchers interference****Putouts**

1. 6 Caleb Parry	216
2. 43 Manny Pazos	157
3. 3 Frank Maldonado	63
4. 17 Alex Griffith	46
1 Nico Popa	46

**Fielding double plays**

1. 6 Caleb Parry	14
2. 14 Alex Amos	11
3. 2 P.J. DeMeo	7
4. 29 Nick Banman	5
5. 24 David Gianni	3

**Steal attempts against**

1. 43 Manny Pazos	27
2. 22 Josh Falk	8
3. 41 Matt Pidich	6
4. 33 RJ Freure	5
18 Dan Hammer	5





The Automated ScoreBook  
Individual Game-by-Game for Pittsburgh (as of Apr 03, 2017)

## #14 Alex Amos - 25 games (All games)

Date	Opponent	Pos	AB	R	H	RBI	2B	3B	HR	BB	SB	CS	HBP	SAC	SF	GDP	K	PO	A	E	Avg
Feb 17	vs Delaware	*2b	3	1	2	0	1	0	0	0	0	1	0	1	0	0	0	2	1	0	.667
Feb 17	vs Kansas State	*2b	4	0	1	0	0	0	0	0	0	0	0	0	0	0	0	1	1	0	.429
Feb 18	vs Ohio State	*2b	2	1	2	0	0	0	0	1	0	0	0	1	0	0	0	3	1	0	.556
Feb 19	vs Delaware	*2b	3	0	0	0	0	0	0	0	0	0	0	0	0	0	2	3	2	1	.417
Feb 24	vs Siena	*2b	3	1	0	0	0	0	0	1	0	0	0	0	0	0	0	2	3	0	.333
Feb 25	vs Siena-1	*2b	2	1	0	2	0	0	0	0	0	0	0	1	0	0	0	4	3	0	.294
Feb 25	vs Siena-2	*2b	4	2	3	1	0	0	0	0	0	0	0	0	0	0	0	0	0	0	.381
Mar 03	at Wofford	*2b	3	0	0	0	0	0	0	0	0	0	0	0	0	0	2	0	2	0	.333
Mar 04	at USC Upstate-2	*2b	4	0	2	0	0	0	0	0	0	1	0	0	0	0	2	3	5	1	.357
Mar 04	at USC Upstate-1	*2b	2	0	0	0	0	0	0	1	0	0	0	1	0	0	1	0	3	0	.333
Mar 05	vs Wright State	*2b	3	0	0	0	0	0	0	0	0	0	0	0	0	0	1	0	1	0	.303
Mar 10	at Louisville	*2b	2	0	0	0	0	0	0	1	0	0	0	0	0	0	2	1	1	0	.286
Mar 11	at Louisville	*2b	2	0	2	1	0	0	0	1	0	0	0	0	1	0	0	4	2	0	.324
Mar 12	at Louisville	*2b	3	0	0	0	0	0	0	0	0	0	0	0	0	0	3	1	0	0	.300
Mar 17	NOTRE DAME	*2b	3	1	0	0	0	0	0	1	0	0	0	0	0	0	1	2	1	0	.279
Mar 19	NOTRE DAME-1	*2b	4	0	0	0	0	0	0	0	0	0	0	0	0	0	1	1	3	0	.255
Mar 19	NOTRE DAME-2	*2b	4	0	2	1	1	0	0	1	0	0	0	0	0	0	0	2	3	0	.275
Mar 21	at Kent State	*2b	3	0	0	2	0	0	0	1	0	0	0	0	1	0	0	1	0	1	.259
Mar 24	VIRGINIA TECH	*2b	4	0	0	0	0	0	0	0	0	0	0	0	0	0	2	1	8	0	.241
Mar 25	VIRGINIA TECH-1	*2b	3	1	1	1	0	0	0	1	0	0	0	0	0	0	0	1	4	0	.246
Mar 25	VIRGINIA TECH-2	*2b	3	0	0	0	0	0	0	1	0	0	0	0	0	0	1	1	2	0	.234
Mar 28	WEST VIRGINIA	*2b	3	0	0	0	0	0	0	1	0	0	0	0	0	0	2	1	0	0	.224
Mar 31	at Duke	*2b	2	0	2	0	0	0	0	1	1	0	0	0	0	0	0	0	3	0	.246
Apr 01	at Duke	*2b	4	2	2	1	1	0	0	1	0	0	0	1	0	0	0	3	4	0	.260
Apr 02	at Duke	*2b	4	1	2	0	0	0	0	0	0	0	0	0	0	0	1	1	2	0	.273
Totals		25gs	77	11	21	9	3	0	0	13	1	2	0	5	2	0	21	38	55	3	.273

On base pct. .370 • Slugging pct. .312

## #29 Nick Banman - 24 games (All games)

Date	Opponent	Pos	AB	R	H	RBI	2B	3B	HR	BB	SB	CS	HBP	SAC	SF	GDP	K	PO	A	E	Avg
Feb 17	vs Kansas State	*dh	3	0	2	0	2	0	0	1	0	0	0	0	0	0	0	0	0	0	.667
Feb 18	vs Ohio State	*dh	2	0	0	1	0	0	0	2	0	0	1	0	0	0	1	0	0	0	.400
Feb 19	vs Delaware	ph	1	0	0	0	0	0	0	1	0	0	0	0	0	0	0	0	0	0	.333
Feb 24	vs Siena	ph/dh	1	1	0	0	0	0	0	1	0	0	0	0	0	0	0	0	0	0	.286
Feb 25	vs Siena-1	*dh/3b	4	1	1	2	0	0	1	0	0	0	0	0	0	0	1	0	0	0	.273
Feb 25	vs Siena-2	*3b	4	1	1	1	0	0	0	1	0	0	0	0	0	0	1	0	2	0	.267
Mar 03	at Wofford	*3b	3	0	1	2	0	0	0	1	0	0	0	0	0	0	1	0	1	0	.278
Mar 04	at USC Upstate-2	*3b	5	1	1	0	1	0	0	0	0	0	0	0	0	0	2	0	3	0	.261
Mar 04	at USC Upstate-1	*3b	5	0	0	1	0	0	0	0	0	0	0	0	0	0	2	1	3	0	.214
Mar 05	vs Wright State	*3b	3	1	1	1	0	0	1	1	0	0	0	0	0	0	0	1	4	0	.226
Mar 10	at Louisville	*3b	4	0	0	0	0	0	0	0	0	0	0	0	0	0	4	1	1	0	.200
Mar 11	at Louisville	*3b	4	0	0	0	0	0	0	0	0	0	0	0	0	0	3	0	4	0	.179
Mar 12	at Louisville	*3b	4	0	1	1	0	0	0	0	0	0	0	0	0	0	1	0	0	0	.186
Mar 17	NOTRE DAME	*3b	3	0	0	1	0	0	0	1	0	0	0	0	0	0	1	3	3	0	.174
Mar 19	NOTRE DAME-1	*3b	4	1	1	0	1	0	0	0	0	0	0	0	0	0	0	2	2	0	.180
Mar 19	NOTRE DAME-2	*3b	4	0	0	0	0	0	0	2	0	0	0	0	0	0	1	1	2	0	.167
Mar 21	at Kent State	*3b	2	2	0	0	0	0	0	2	0	0	0	1	0	0	1	0	1	0	.161
Mar 24	VIRGINIA TECH	*3b	3	2	1	2	1	0	0	1	0	0	0	0	0	0	1	2	1	0	.169
Mar 25	VIRGINIA TECH-1	*3b	5	0	2	2	1	0	0	0	0	0	0	0	0	0	0	1	1	0	.188
Mar 25	VIRGINIA TECH-2	*3b	2	1	1	1	0	0	0	2	0	0	0	0	0	0	0	0	0	0	.197
Mar 28	WEST VIRGINIA	*3b	4	0	1	2	1	0	0	1	0	0	0	0	0	0	2	1	1	0	.200
Mar 31	at Duke	*3b	4	0	0	0	0	0	0	0	0	0	0	0	0	0	0	0	2	0	.189
Apr 01	at Duke	*3b	5	2	3	1	0	1	1	1	0	0	0	0	0	0	0	3	2	0	.215
Apr 02	at Duke	*3b	3	0	0	0	0	0	0	2	0	0	0	0	0	0	1	1	1	0	.207
Totals		22gs	82	13	17	18	7	1	3	20	0	0	1	1	0	0	23	17	34	0	.207

On base pct. .369 • Slugging pct. .427

The Automated ScoreBook  
Individual Game-by-Game for Pittsburgh (as of Apr 03, 2017)

## #9 Yaya Chentouf - 11 games (All games)

Date	Opponent	Pos	AB	R	H	RBI	2B	3B	HR	BB	SB	CS	HBP	SAC	SF	GDP	K	PO	A	E	Avg
Feb 17	vs Kansas State	p	0	0	0	0	0	0	0	0	0	0	0	0	0	0	0	0	2	0	.000
Mar 11	at Louisville	p	0	1	0	0	0	0	0	1	0	0	0	0	0	0	0	0	0	0	.000
Mar 12	at Louisville	*of	2	0	0	0	0	0	0	1	0	0	0	0	0	0	1	0	0	0	.000
Mar 19	NOTRE DAME-1	*dh	5	0	1	0	0	0	0	0	0	1	0	0	0	0	2	0	0	0	.143
Mar 19	NOTRE DAME-2	*dh/p	3	0	0	0	0	0	0	1	0	0	0	0	0	0	2	0	0	1	.100
Mar 21	at Kent State	*of	5	0	2	1	0	0	0	0	0	0	0	0	0	0	2	3	0	0	.200
Mar 24	VIRGINIA TECH	*dh	3	1	1	0	0	0	0	0	1	1	1	1	0	0	1	0	0	0	.222
Mar 25	VIRGINIA TECH-1	*dh	4	3	1	0	0	0	0	0	0	0	1	0	0	0	1	0	0	0	.227
Mar 28	WEST VIRGINIA	*of	2	0	0	0	0	0	0	1	0	0	0	1	0	0	0	2	0	1	.208
Mar 31	at Duke	*dh	4	0	1	0	0	0	0	0	0	0	0	0	0	0	2	0	0	0	.214
Apr 01	at Duke	*dh	5	0	3	1	0	0	0	0	0	0	0	1	0	0	1	0	0	0	.273
<b>Totals</b>		<b>9gs</b>	<b>33</b>	<b>5</b>	<b>9</b>	<b>2</b>	<b>0</b>	<b>0</b>	<b>0</b>	<b>4</b>	<b>1</b>	<b>2</b>	<b>2</b>	<b>3</b>	<b>0</b>	<b>0</b>	<b>12</b>	<b>5</b>	<b>2</b>	<b>2</b>	<b>.273</b>

In base pct. .385 • Slugging pct. .273

## #9 Yaya Chentouf - 7 appearances (All games)

Date	Opponent	GS	IP	H	R	ER	BB	SO	2B	3B	HR	WP	BK	HBP	IBB	Score	W-L	Sv	ERA	NP
Feb 17	vs Kansas State		2.0	2	2	2	0	0	0	0	1	0	0	0	0	4-5	0-1	0	9.00	22
Feb 19	vs Delaware		0.1	0	0	0	0	0	0	0	0	0	0	0	0	3-2	0-1	1	7.71	2
Feb 25	vs Siena-1		1.0	1	0	0	0	1	0	0	0	0	0	0	0	6-4	0-1	2	5.40	11
Mar 05	vs Wright State		1.0	0	0	0	0	0	0	0	0	0	0	0	0	1-3	0-1	2	4.15	8
Mar 11	at Louisville		1.0	1	2	2	1	1	0	0	1	0	0	0	0	2-8	0-1	2	6.75	22
Mar 19	NOTRE DAME-2		0.0	2	1	0	1	0	0	0	0	0	0	0	1	2-1	0-1	2	6.75	14
Apr 02	at Duke		0.1	2	1	1	1	0	1	0	0	0	0	0	0	6-2	0-1	2	7.94	20
<b>Totals</b>		<b>0</b>	<b>5.2</b>	<b>8</b>	<b>6</b>	<b>5</b>	<b>3</b>	<b>2</b>	<b>1</b>	<b>0</b>	<b>2</b>	<b>0</b>	<b>0</b>	<b>0</b>	<b>1</b>	<b>24-25</b>	<b>0-1</b>	<b>2</b>	<b>7.94</b>	<b>-</b>

## #42 Adam Cornwell - 1 game (All games)

Date	Opponent	Pos	AB	R	H	RBI	2B	3B	HR	BB	SB	CS	HBP	SAC	SF	GDP	K	PO	A	E	Avg
Mar 28	WEST VIRGINIA	p	0	0	0	0	0	0	0	0	0	0	0	0	0	0	0	0	1	0	.000
<b>Totals</b>		<b>0gs</b>	<b>0</b>	<b>0</b>	<b>0</b>	<b>0</b>	<b>0</b>	<b>0</b>	<b>0</b>	<b>0</b>	<b>0</b>	<b>0</b>	<b>0</b>	<b>0</b>	<b>0</b>	<b>0</b>	<b>0</b>	<b>0</b>	<b>1</b>	<b>0</b>	<b>.000</b>

In base pct. .000 • Slugging pct. .000

## #42 Adam Cornwell - 2 appearances (All games)

Date	Opponent	GS	IP	H	R	ER	BB	SO	2B	3B	HR	WP	BK	HBP	IBB	Score	W-L	Sv	ERA	NP
Mar 28	WEST VIRGINIA		2.0	1	0	0	0	3	0	0	0	0	0	0	0	4-8	0-0	0	0.00	23
Mar 31	at Duke		2.0	5	4	4	0	2	1	0	1	1	0	0	0	0-14	0-0	0	9.00	33
<b>Totals</b>		<b>0</b>	<b>4.0</b>	<b>6</b>	<b>4</b>	<b>4</b>	<b>0</b>	<b>5</b>	<b>1</b>	<b>0</b>	<b>1</b>	<b>1</b>	<b>0</b>	<b>0</b>	<b>0</b>	<b>4-22</b>	<b>0-0</b>	<b>0</b>	<b>9.00</b>	<b>-</b>



The Automated ScoreBook  
Individual Game-by-Game for Pittsburgh (as of Apr 03, 2017)

## #2 P.J. DeMeo - 25 games (All games)

Date	Opponent	Pos	AB	R	H	RBI	2B	3B	HR	BB	SB	CS	HBP	SAC	SF	GDP	K	PO	A	E	Avg
Feb 17	vs Delaware	*3b	4	0	0	0	0	0	0	0	0	0	0	0	0	0	1	0	1	0	.000
Feb 17	vs Kansas State	3b/2b	1	0	1	0	1	0	0	0	0	0	0	0	0	0	0	0	2	0	.200
Feb 18	vs Ohio State	*3b	4	1	0	0	0	0	0	0	0	0	0	0	0	0	1	0	1	0	.111
Feb 19	vs Delaware	*3b	3	0	0	0	0	0	0	0	0	0	0	0	0	0	0	0	0	0	.083
Feb 24	vs Siena	*3b	4	0	1	0	1	0	0	0	0	0	0	0	0	0	1	0	0	0	.125
Feb 25	vs Siena-1	3b/ss	2	1	2	1	1	0	0	0	0	0	0	0	0	0	0	1	0	0	.222
Feb 25	vs Siena-2	*ss	5	1	1	0	0	0	0	0	0	0	0	0	0	0	0	1	1	0	.217
Mar 03	at Wofford	*ss	3	0	0	0	0	0	0	0	0	0	0	0	0	0	3	1	1	0	.192
Mar 04	at USC Upstate-2	*ss	4	1	2	2	1	0	1	0	0	0	0	0	0	0	1	1	1	0	.233
Mar 04	at USC Upstate-1	*ss	3	1	1	0	0	0	0	1	0	0	0	0	0	0	0	2	5	0	.242
Mar 05	vs Wright State	*ss	3	0	1	0	1	0	0	0	0	0	0	0	0	0	1	2	1	2	.250
Mar 10	at Louisville	*ss	3	0	1	0	0	0	0	0	0	0	0	0	0	0	2	1	1	0	.256
Mar 11	at Louisville	*ss	4	0	0	0	0	0	0	0	0	0	0	0	0	0	2	4	3	0	.233
Mar 12	at Louisville	*ss	3	0	0	0	0	0	0	0	0	0	0	0	0	0	2	0	2	0	.217
Mar 17	NOTRE DAME	*ss	4	1	2	2	1	1	0	0	0	0	0	0	0	0	0	1	2	0	.240
Mar 19	NOTRE DAME-1	*ss	5	0	2	1	1	0	0	0	0	0	0	0	0	0	1	0	5	0	.255
Mar 19	NOTRE DAME-2	*ss	4	0	0	0	0	0	0	2	0	0	0	0	0	0	1	2	0	0	.237
Mar 21	at Kent State	*ss	3	2	1	1	0	0	0	0	0	0	1	0	1	0	0	0	1	0	.242
Mar 24	VIRGINIA TECH	*ss	4	1	2	1	1	0	0	0	0	0	0	0	0	0	0	1	2	0	.258
Mar 25	VIRGINIA TECH-1	*ss	5	1	1	0	1	0	0	0	0	0	0	0	0	0	0	1	2	0	.254
Mar 25	VIRGINIA TECH-2	*ss	4	1	1	2	0	0	1	0	0	0	0	0	0	1	0	0	1	1	.253
Mar 28	WEST VIRGINIA	*ss	4	0	0	0	0	0	0	1	0	0	0	0	0	0	3	0	3	3	.241
Mar 31	at Duke	*ss	3	0	0	0	0	0	0	0	0	0	0	0	0	0	0	1	3	1	.232
Apr 01	at Duke	*ss	4	1	1	1	0	0	0	2	0	0	0	0	0	0	0	1	3	0	.233
Apr 02	at Duke	*ss	5	0	1	0	0	0	0	0	0	0	0	0	0	1	1	1	3	0	.231
Totals		23gs	91	12	21	11	9	1	2	6	0	0	1	0	1	2	20	20	45	7	.231

On base pct. .283 • Slugging pct. .418

## #22 Josh Falk - 6 games (All games)

Date	Opponent	Pos	AB	R	H	RBI	2B	3B	HR	BB	SB	CS	HBP	SAC	SF	GDP	K	PO	A	E	Avg
Feb 18	vs Ohio State	*p	0	0	0	0	0	0	0	0	0	0	0	0	0	0	0	1	1	0	.000
Mar 05	vs Wright State	*p	0	0	0	0	0	0	0	0	0	0	0	0	0	0	0	0	3	0	.000
Mar 12	at Louisville	*p	0	0	0	0	0	0	0	0	0	0	0	0	0	0	0	2	3	0	.000
Mar 19	NOTRE DAME-2	*p	0	0	0	0	0	0	0	0	0	0	0	0	0	0	0	0	2	0	.000
Mar 25	VIRGINIA TECH-2	*p	0	0	0	0	0	0	0	0	0	0	0	0	0	0	0	0	1	0	.000
Apr 02	at Duke	*p	0	0	0	0	0	0	0	0	0	0	0	0	0	0	0	0	1	0	.000
Totals		6gs	0	0	0	0	0	0	0	0	0	0	0	0	0	0	0	3	11	0	.000

On base pct. .000 • Slugging pct. .000

## #22 Josh Falk - 7 appearances (All games)

Date	Opponent	GS	IP	H	R	ER	BB	SO	2B	3B	HR	WP	BK	HBP	IBB	Score	W-L	Sv	ERA	NP
Feb 18	vs Ohio State	*	8.0	3	1	1	3	7	2	0	0	0	0	0	0	7-2	1-0	0	1.12	95
Feb 25	vs Siena-2	*	4.1	5	2	2	3	5	0	0	1	0	0	1	0	11-5	2-0	0	2.19	73
Mar 05	vs Wright State	*	7.0	6	3	3	0	5	2	0	0	1	0	1	0	1-3	2-1	0	2.79	92
Mar 12	at Louisville	*	5.2	3	3	3	5	5	0	0	0	1	0	0	0	1-3	2-2	0	3.24	109
Mar 19	NOTRE DAME-2	*	8.0	4	0	0	3	6	0	0	0	0	0	0	0	2-1	2-2	0	2.45	108
Mar 25	VIRGINIA TECH-2	*	7.0	6	2	2	0	10	1	1	1	0	0	1	0	3-2	2-2	0	2.47	112
Apr 02	at Duke	*	8.0	2	1	1	3	8	1	0	0	0	0	0	0	6-2	3-2	0	2.25	114
Totals		7	48.0	29	12	12	17	46	6	1	2	2	0	3	0	31-18	3-2	0	2.25	-

## #33 RJ Freure - 3 games (All games)

Date	Opponent	Pos	AB	R	H	RBI	2B	3B	HR	BB	SB	CS	HBP	SAC	SF	GDP	K	PO	A	E	Avg
Feb 19	vs Delaware	p	0	0	0	0	0	0	0	0	0	0	0	0	0	0	0	0	0	1	.000
Feb 24	vs Siena	p	0	0	0	0	0	0	0	0	0	0	0	0	0	0	0	0	1	0	.000
Mar 17	NOTRE DAME	p	0	0	0	0	0	0	0	0	0	0	0	0	0	0	0	0	2	0	.000
Totals		0gs	0	0	0	0	0	0	0	0	0	0	0	0	0	0	0	1	2	1	.000

On base pct. .000 • Slugging pct. .000

The Automated ScoreBook  
Individual Game-by-Game for Pittsburgh (as of Apr 03, 2017)

## #33 RJ Freure - 10 appearances (All games)

Date	Opponent	GS	IP	H	R	ER	BB	SO	2B	3B	HR	WP	BK	HBP	IBB	Score	W-L	Sv	ERA	NP
Feb 19	vs Delaware		1.0	0	0	0	0	1	0	0	0	0	0	0	0	3-2	1-0	0	0.00	15
Feb 24	vs Siena		3.0	1	0	0	1	4	0	0	0	0	0	0	0	8-2	2-0	0	0.00	44
Mar 03	at Wofford		2.1	3	1	1	1	5	1	0	1	0	0	1	0	3-4	2-0	0	1.42	45
Mar 05	vs Wright State		1.0	0	0	0	0	2	0	0	0	0	0	0	0	1-3	2-0	0	1.23	12
Mar 10	at Louisville		2.0	0	0	0	0	2	0	0	0	1	0	1	0	0-3	2-0	0	0.96	25
Mar 12	at Louisville		2.1	2	0	0	0	2	1	0	0	0	0	0	0	1-3	2-0	0	0.77	26
Mar 17	NOTRE DAME		2.1	4	3	2	2	2	1	0	1	0	0	0	0	5-10	2-1	0	1.93	56
Mar 19	NOTRE DAME-2		4.0	1	0	0	1	6	1	0	0	0	0	0	0	2-1	3-1	0	1.50	45
Mar 24	VIRGINIA TECH		1.0	2	3	3	1	0	0	0	2	0	0	0	0	9-5	3-1	0	2.84	28
Apr 01	at Duke		0.1	2	2	2	2	0	0	0	0	0	0	1	0	9-8	3-1	0	3.72	15
Totals		0	19.1	15	9	8	8	24	4	0	4	1	0	3	0	41-41	3-1	0	3.72	-

## #4 Dan Furman - 1 appearance (All games)

Date	Opponent	GS	IP	H	R	ER	BB	SO	2B	3B	HR	WP	BK	HBP	IBB	Score	W-L	Sv	ERA	NP
Mar 28	WEST VIRGINIA		0.1	0	0	0	0	0	0	0	0	0	0	0	0	4-8	0-0	0	0.00	3
Totals		0	0.1	0	0	0	0	0	0	0	0	0	0	0	0	4-8	0-0	0	0.00	-

## #12 Tyler Garbee - 1 appearance (All games)

Date	Opponent	GS	IP	H	R	ER	BB	SO	2B	3B	HR	WP	BK	HBP	IBB	Score	W-L	Sv	ERA	NP
Mar 17	NOTRE DAME		0.2	2	2	2	2	0	0	0	0	0	0	0	0	5-10	0-0	0	27.00	25
Totals		0	0.2	2	2	2	2	0	0	0	0	0	0	0	0	5-10	0-0	0	27.00	-

## #34 Chris Gomez - 2 games (All games)

Date	Opponent	Pos	AB	R	H	RBI	2B	3B	HR	BB	SB	CS	HBP	SAC	SF	GDP	K	PO	A	E	Avg
Mar 04	at USC Upstate-2	p	0	0	0	0	0	0	0	0	0	0	0	0	0	0	0	1	1	0	.000
Mar 28	WEST VIRGINIA	p	0	0	0	0	0	0	0	0	0	0	0	0	0	0	0	0	1	0	.000
Totals		0gs	0	0	0	0	0	0	0	0	0	0	0	0	0	0	0	1	2	0	.000

On base pct. .000 • Slugging pct. .000

## #34 Chris Gomez - 8 appearances (All games)

Date	Opponent	GS	IP	H	R	ER	BB	SO	2B	3B	HR	WP	BK	HBP	IBB	Score	W-L	Sv	ERA	NP
Feb 25	vs Siena-1		3.0	4	1	1	0	3	1	0	0	0	0	0	0	6-4	1-0	0	3.00	43
Mar 04	at USC Upstate-2		2.2	3	1	1	0	2	1	0	0	1	0	0	0	5-9	1-0	0	3.18	39
Mar 10	at Louisville		0.1	0	0	0	0	0	0	0	0	0	0	0	0	0-3	1-0	0	3.00	3
Mar 17	NOTRE DAME		0.1	1	2	2	2	0	0	0	0	0	0	0	0	5-10	1-0	0	5.68	19
Mar 21	at Kent State		2.0	5	4	4	2	2	1	0	1	0	0	0	0	6-7	1-1	0	8.64	48
Mar 25	VIRGINIA TECH-2		2.0	0	0	0	0	1	0	0	0	0	0	0	0	3-2	2-1	0	6.97	19
Mar 28	WEST VIRGINIA		1.0	0	0	0	0	0	0	0	0	0	0	0	0	4-8	2-1	0	6.35	16
Mar 31	at Duke		1.0	3	5	4	1	1	0	0	1	0	0	0	0	0-14	2-1	0	8.76	28
Totals		0	12.1	16	13	12	5	9	3	0	2	1	0	0	0	29-57	2-1	0	8.76	-



The Automated ScoreBook  
Individual Game-by-Game for Pittsburgh (as of Apr 03, 2017)

## #17 Alex Griffith - 13 games (All games)

Date	Opponent	Pos	AB	R	H	RBI	2B	3B	HR	BB	SB	CS	HBP	SAC	SF	GDP	K	PO	A	E	Avg
Feb 17	vs Delaware	*dh	2	0	0	0	0	0	0	2	0	0	0	0	0	0	1	0	0	0	.000
Feb 17	vs Kansas State	ph	1	0	0	0	0	0	0	0	0	0	0	0	0	0	1	0	0	0	.000
Feb 19	vs Delaware	*c	3	0	0	0	0	0	0	0	0	0	0	0	0	0	0	8	0	0	.000
Feb 24	vs Siena	*dh	3	0	1	0	0	0	0	0	0	0	0	0	0	0	0	0	0	0	.111
Feb 25	vs Siena-2	*c	3	1	1	2	0	0	0	1	0	0	1	0	0	0	1	11	2	0	.167
Mar 03	at Wofford	*dh	2	0	0	0	0	0	0	1	0	0	0	1	0	0	2	0	0	0	.143
Mar 04	at USC Upstate-2	*c	1	0	0	0	0	0	0	0	0	0	0	0	0	0	1	2	0	0	.133
Mar 12	at Louisville	*dh	4	0	0	0	0	0	0	0	0	0	0	0	0	0	1	0	0	0	.105
Mar 21	at Kent State	*c	3	0	1	1	0	0	0	1	0	0	1	0	0	0	1	6	2	0	.136
Mar 25	VIRGINIA TECH-2	*c	3	0	1	0	0	0	0	0	0	0	0	0	0	0	0	11	0	0	.160
Mar 28	WEST VIRGINIA	c	1	1	1	0	0	0	0	0	0	0	0	0	0	0	0	4	0	0	.192
Mar 31	at Duke	c	0	0	0	0	0	0	0	0	0	0	0	0	0	0	0	1	0	0	.192
Apr 01	at Duke	c	1	0	0	0	0	0	0	0	0	0	0	0	0	0	0	3	0	0	.185
Totals		9gs	27	2	5	3	0	0	0	5	0	0	2	1	0	0	8	46	4	0	.185

On base pct. .353 • Slugging pct. .185

## #18 Dan Hammer - 4 games (All games)

Date	Opponent	Pos	AB	R	H	RBI	2B	3B	HR	BB	SB	CS	HBP	SAC	SF	GDP	K	PO	A	E	Avg
Feb 19	vs Delaware	*p	0	0	0	0	0	0	0	0	0	0	0	0	0	0	0	2	1	0	.000
Mar 04	at USC Upstate-2	*p	0	0	0	0	0	0	0	0	0	0	0	0	0	0	0	0	1	0	.000
Mar 21	at Kent State	*p	0	0	0	0	0	0	0	0	0	0	0	0	0	0	0	1	1	0	.000
Mar 28	WEST VIRGINIA	*p	0	0	0	0	0	0	0	0	0	0	0	0	0	0	0	0	2	0	.000
Totals		4gs	0	0	0	0	0	0	0	0	0	0	0	0	0	0	0	3	5	0	.000

On base pct. .000 • Slugging pct. .000

## #18 Dan Hammer - 6 appearances (All games)

Date	Opponent	GS	IP	H	R	ER	BB	SO	2B	3B	HR	WP	BK	HBP	IBB	Score	W-L	Sv	ERA	NP
Feb 19	vs Delaware	*	7.0	5	1	1	2	7	0	1	0	1	0	0	0	3-2	0-0	0	1.29	88
Feb 25	vs Siena-2		2.2	1	2	2	1	3	0	0	1	0	0	0	0	11-5	0-0	0	2.79	21
Mar 04	at USC Upstate-2	*	2.1	6	6	6	2	3	2	2	0	1	0	1	0	5-9	0-1	0	6.75	52
Mar 11	at Louisville		1.0	1	0	0	1	0	0	0	0	0	0	0	0	2-8	0-1	0	6.23	21
Mar 21	at Kent State	*	5.0	7	3	2	0	2	1	0	0	0	0	0	0	6-7	0-1	0	5.50	83
Mar 28	WEST VIRGINIA	*	5.0	5	7	2	4	4	0	0	0	0	1	0	0	4-8	0-2	0	5.09	100
Totals		4	23.0	25	19	13	10	19	3	3	1	2	1	1	0	31-39	0-2	0	5.09	-

## #5 Kaylor Kulina - 14 games (All games)

Date	Opponent	Pos	AB	R	H	RBI	2B	3B	HR	BB	SB	CS	HBP	SAC	SF	GDP	K	PO	A	E	Avg
Feb 17	vs Kansas State	*3b	4	0	0	0	0	0	0	0	0	0	0	0	0	0	1	2	2	1	.000
Feb 25	vs Siena-1	*3b	1	0	0	0	0	0	0	0	0	0	0	1	0	0	0	0	1	1	.000
Mar 03	at Wofford	pr	0	0	0	0	0	0	0	0	0	0	0	0	0	0	0	0	0	0	.000
Mar 04	at USC Upstate-2	*dh	4	0	1	0	0	0	0	1	0	0	0	0	0	0	1	0	0	0	.111
Mar 05	vs Wright State	*dh	3	0	0	0	0	0	0	0	0	0	0	0	0	0	0	0	0	0	.083
Mar 11	at Louisville	*dh	3	0	2	0	0	0	0	0	0	0	0	0	0	0	0	0	0	0	.200
Mar 12	at Louisville	ph	0	0	0	0	0	0	0	0	0	0	1	0	0	0	0	0	0	0	.200
Mar 17	NOTRE DAME	*dh	3	1	2	2	0	0	0	1	0	0	0	1	0	0	0	0	0	0	.278
Mar 19	NOTRE DAME-2	dh/ph	1	0	1	0	0	0	0	1	0	0	0	0	0	0	0	0	0	0	.316
Mar 21	at Kent State	*dh	3	0	0	0	0	0	0	1	0	0	0	0	0	0	1	0	0	0	.273
Mar 25	VIRGINIA TECH-2	*dh	3	0	0	0	0	0	0	0	0	0	1	0	0	0	0	0	0	0	.240
Mar 28	WEST VIRGINIA	*dh	1	0	0	0	0	0	0	1	0	0	0	1	0	0	1	0	0	0	.231
Apr 01	at Duke	pr	0	1	0	0	0	0	0	0	0	0	0	0	0	0	0	0	0	0	.231
Apr 02	at Duke	*dh	5	0	1	0	0	0	0	0	0	0	0	0	0	0	1	0	0	0	.226
Totals		10gs	31	2	7	2	0	0	0	5	0	0	2	3	0	0	5	2	3	2	.226

On base pct. .368 • Slugging pct. .226

The Automated ScoreBook  
Individual Game-by-Game for Pittsburgh (as of Apr 03, 2017)

## #5 Kaylor Kulina - 1 appearance (All games)

Date	Opponent	GS	IP	H	R	ER	BB	SO	2B	3B	HR	WP	BK	HBP	IBB	Score	W-L	Sv	ERA	NP
Mar 19	NOTRE DAME-2		0.0	0	0	0	0	0	0	0	0	0	0	0	0	2-1	0-0	0	0.00	-
Totals		0	0.0	0	0	0	0	0	0	0	0	0	0	0	0	2-1	0-0	0	0.00	-

## #3 Frank Maldonado - 23 games (All games)

Date	Opponent	Pos	AB	R	H	RBI	2B	3B	HR	BB	SB	CS	HBP	SAC	SF	GDP	K	PO	A	E	Avg
Feb 17	vs Delaware	*of	4	1	1	0	1	0	0	0	0	0	0	0	0	0	1	1	0	0	.250
Feb 17	vs Kansas State	*of	5	0	3	2	3	0	0	0	0	0	0	0	0	0	0	3	0	0	.444
Feb 18	vs Ohio State	*of	4	1	0	0	0	0	0	0	0	0	1	0	0	0	3	3	0	0	.308
Feb 19	vs Delaware	*of	4	0	2	0	0	0	0	0	0	0	0	0	0	0	0	4	0	0	.353
Feb 24	vs Siena	*of	2	0	0	1	0	0	0	1	0	1	0	1	1	0	0	0	0	0	.316
Feb 25	vs Siena-1	*of	4	1	1	0	0	0	0	0	0	0	0	0	0	0	1	7	0	0	.304
Feb 25	vs Siena-2	*of	3	0	0	0	0	0	0	1	0	0	1	0	0	0	1	4	0	0	.269
Mar 03	at Wofford	*of	4	1	1	0	1	0	0	0	0	0	0	0	0	0	2	1	0	0	.267
Mar 04	at USC Upstate-2	*of	5	1	2	1	1	0	1	0	0	0	0	0	0	0	1	1	0	0	.286
Mar 04	at USC Upstate-1	*of	4	1	1	1	0	1	0	1	0	1	0	0	0	0	0	0	0	0	.282
Mar 10	at Louisville	*of	4	0	1	0	0	0	0	0	0	0	0	0	0	0	3	4	0	0	.279
Mar 11	at Louisville	*of	4	0	0	0	0	0	0	0	0	0	0	0	0	0	1	2	0	0	.255
Mar 12	at Louisville	*of	4	0	0	0	0	0	0	0	0	0	0	0	0	0	0	3	0	0	.235
Mar 17	NOTRE DAME	*of	3	1	1	0	0	0	0	0	0	0	1	0	0	0	0	2	0	0	.241
Mar 19	NOTRE DAME-1	*of	4	1	0	0	0	0	0	0	0	0	1	0	0	0	0	3	0	0	.224
Mar 19	NOTRE DAME-2	*of	5	1	3	0	0	0	0	1	0	1	0	0	0	0	0	8	0	0	.254
Mar 21	at Kent State	*of	5	0	1	0	0	0	0	0	0	0	0	0	0	0	1	3	0	0	.250
Mar 24	VIRGINIA TECH	*of	4	0	1	1	0	0	0	0	0	0	0	0	0	0	1	2	0	0	.250
Mar 25	VIRGINIA TECH-1	*of	4	0	0	1	0	0	0	1	0	0	0	0	0	0	0	1	2	0	.237
Mar 25	VIRGINIA TECH-2	*of	4	1	1	0	1	0	0	0	0	0	0	0	0	0	1	4	0	0	.237
Mar 31	at Duke	*of	4	0	1	0	0	0	0	0	0	0	0	0	0	0	0	2	0	0	.238
Apr 01	at Duke	*of	6	1	1	0	0	0	0	0	0	0	0	0	0	0	1	1	1	0	.233
Apr 02	at Duke	*of	5	1	1	0	0	0	0	0	0	0	0	0	0	0	0	3	0	0	.232
Totals		23gs	95	12	22	7	7	1	1	5	0	3	4	1	1	0	18	63	1	0	.232

On base pct. .295 • Slugging pct. .358

## #31 Isaac Mattson - 3 games (All games)

Date	Opponent	Pos	AB	R	H	RBI	2B	3B	HR	BB	SB	CS	HBP	SAC	SF	GDP	K	PO	A	E	Avg
Feb 17	vs Delaware	p	0	0	0	0	0	0	0	0	0	0	0	0	0	0	0	0	1	0	.000
Mar 11	at Louisville	p	0	0	0	0	0	0	0	0	0	0	0	0	0	0	0	1	0	0	.000
Mar 17	NOTRE DAME	p	0	0	0	0	0	0	0	0	0	0	0	0	0	0	0	0	2	0	.000
Totals		0gs	0	0	0	0	0	0	0	0	0	0	0	0	0	0	0	1	3	0	.000

On base pct. .000 • Slugging pct. .000

## #31 Isaac Mattson - 9 appearances (All games)

Date	Opponent	GS	IP	H	R	ER	BB	SO	2B	3B	HR	WP	BK	HBP	IBB	Score	W-L	Sv	ERA	NP
Feb 17	vs Delaware		0.2	1	0	0	0	1	0	0	0	0	0	0	0	5-3	0-0	1	0.00	9
Feb 19	vs Delaware		0.2	2	1	1	1	2	0	0	0	0	0	1	0	3-2	0-0	1	6.75	30
Feb 25	vs Siena-2		1.0	1	0	0	1	2	0	0	0	0	0	0	0	11-5	0-0	1	3.86	14
Mar 04	at USC Upstate-1		2.0	0	0	0	0	3	0	0	0	0	0	0	0	3-1	0-0	2	2.08	26
Mar 11	at Louisville		1.0	1	0	0	1	0	1	0	0	0	0	0	0	2-8	0-0	2	1.69	26
Mar 17	NOTRE DAME		1.0	2	2	2	1	1	1	0	1	0	0	0	0	5-10	0-0	2	4.26	25
Mar 21	at Kent State		1.0	0	0	0	0	1	0	0	0	0	0	0	0	6-7	0-0	2	3.68	11
Mar 25	VIRGINIA TECH-1		4.0	4	1	1	1	4	1	0	1	0	0	0	0	8-2	0-0	3	3.18	56
Apr 01	at Duke		2.0	0	0	0	2	3	0	0	0	0	0	0	0	9-8	1-0	3	2.70	26
Totals		0	13.1	11	4	4	7	17	3	0	2	0	0	1	0	52-46	1-0	3	2.70	-



The Automated ScoreBook  
Individual Game-by-Game for Pittsburgh (as of Apr 03, 2017)

## #19 Sam Mersing - 4 games (All games)

Date	Opponent	Pos	AB	R	H	RBI	2B	3B	HR	BB	SB	CS	HBP	SAC	SF	GDP	K	PO	A	E	Avg
Mar 04	at USC Upstate-2	p	0	0	0	0	0	0	0	0	0	0	0	0	0	0	0	1	0	0	.000
Mar 11	at Louisville	p	0	0	0	0	0	0	0	0	0	0	0	0	0	0	0	0	1	0	.000
Mar 19	NOTRE DAME-1	p	0	0	0	0	0	0	0	0	0	0	0	0	0	0	0	0	1	0	.000
Apr 01	at Duke	p	0	0	0	0	0	0	0	0	0	0	0	0	0	0	0	0	1	1	.000
Totals		ogs	0	0	0	0	0	0	0	0	0	0	0	0	0	0	0	1	3	1	.000

On base pct. .000 • Slugging pct. .000

## #19 Sam Mersing - 9 appearances (All games)

Date	Opponent	GS	IP	H	R	ER	BB	SO	2B	3B	HR	WP	BK	HBP	IBB	Score	W-L	Sv	ERA	NP
Feb 17	vs Delaware		2.1	5	2	1	0	4	0	0	0	0	0	0	0	5-3	0-0	0	3.86	40
Feb 18	vs Ohio State		0.1	0	0	0	0	0	0	0	0	0	0	0	0	7-2	0-0	1	3.38	5
Feb 25	vs Siena-2		1.0	2	1	1	0	1	0	0	0	1	0	0	0	11-5	0-0	1	4.91	16
Mar 04	at USC Upstate-2		3.0	4	2	1	0	2	3	0	0	1	0	2	0	5-9	0-0	1	4.05	51
Mar 11	at Louisville		1.0	2	1	1	1	0	0	0	0	0	0	0	0	2-8	0-0	1	4.70	16
Mar 19	NOTRE DAME-1		4.1	6	2	2	0	4	3	0	0	1	0	0	0	3-4	0-1	1	4.50	61
Mar 24	VIRGINIA TECH		1.0	1	1	1	1	0	0	0	1	0	0	0	0	9-5	0-1	1	4.85	10
Apr 01	at Duke		5.0	2	0	0	0	6	0	0	0	0	0	0	0	9-8	0-1	1	3.50	55
Apr 02	at Duke		0.2	0	0	0	0	0	0	0	0	0	0	0	0	6-2	0-1	2	3.38	3
Totals		0	18.2	22	9	7	2	17	6	0	1	3	0	2	0	57-46	0-1	2	3.38	-

## #40 Josh Mitchell - 5 games (All games)

Date	Opponent	Pos	AB	R	H	RBI	2B	3B	HR	BB	SB	CS	HBP	SAC	SF	GDP	K	PO	A	E	Avg
Feb 17	vs Kansas State	*p	0	0	0	0	0	0	0	0	0	0	0	0	0	0	0	2	0	0	.000
Feb 25	vs Siena-1	*p	0	0	0	0	0	0	0	0	0	0	0	0	0	0	0	0	0	1	.000
Mar 03	at Wofford	*p	0	0	0	0	0	0	0	0	0	0	0	0	0	0	0	1	2	0	.000
Mar 10	at Louisville	*p	0	0	0	0	0	0	0	0	0	0	0	0	0	0	0	1	0	0	.000
Mar 24	VIRGINIA TECH	*p	0	0	0	0	0	0	0	0	0	0	0	0	0	0	0	0	1	0	.000
Totals		5gs	0	0	0	0	0	0	0	0	0	0	0	0	0	0	0	4	3	1	.000

On base pct. .000 • Slugging pct. .000

## #40 Josh Mitchell - 7 appearances (All games)

Date	Opponent	GS	IP	H	R	ER	BB	SO	2B	3B	HR	WP	BK	HBP	IBB	Score	W-L	Sv	ERA	NP
Feb 17	vs Kansas State	*	7.0	3	3	0	1	3	0	0	1	0	0	0	0	4-5	0-0	0	0.00	78
Feb 25	vs Siena-1	*	5.0	3	3	0	2	4	0	0	0	0	0	0	0	6-4	0-0	0	0.00	71
Mar 03	at Wofford	*	4.2	8	3	2	1	6	0	0	0	0	0	1	0	3-4	0-1	0	1.08	90
Mar 10	at Louisville	*	4.2	8	3	2	3	5	1	0	0	2	0	1	0	0-3	0-2	0	1.69	106
Mar 17	NOTRE DAME	*	4.1	4	1	1	2	4	0	0	1	0	0	0	0	5-10	0-2	0	1.75	86
Mar 24	VIRGINIA TECH	*	7.0	3	1	1	1	9	0	1	1	0	0	2	0	9-5	1-2	0	1.65	105
Apr 01	at Duke	*	2.2	6	6	6	0	0	1	0	2	0	0	0	0	9-8	1-2	0	3.06	49
Totals		7	35.1	35	20	12	10	31	2	1	5	2	0	4	0	36-39	1-2	0	3.06	-

## #44 TJ Pagan - 5 appearances (All games)

Date	Opponent	GS	IP	H	R	ER	BB	SO	2B	3B	HR	WP	BK	HBP	IBB	Score	W-L	Sv	ERA	NP
Feb 18	vs Ohio State		0.2	2	1	1	1	1	0	0	0	0	0	1	0	7-2	0-0	0	13.50	21
Mar 03	at Wofford		1.0	0	0	0	1	0	0	0	0	0	0	1	0	3-4	0-0	0	5.40	20
Mar 10	at Louisville		1.0	2	0	0	0	0	1	0	0	0	0	1	0	0-3	0-0	0	3.38	17
Mar 17	NOTRE DAME		0.1	0	0	0	1	0	0	0	0	0	0	0	0	5-10	0-0	0	3.00	11
Mar 28	WEST VIRGINIA		0.2	1	1	1	2	1	0	0	0	0	0	0	0	4-8	0-0	0	4.91	28
Totals		0	3.2	5	2	2	5	2	1	0	0	0	0	3	0	19-27	0-0	0	4.91	-

The Automated ScoreBook  
Individual Game-by-Game for Pittsburgh (as of Apr 03, 2017)

## #6 Caleb Parry - 25 games (All games)

Date	Opponent	Pos	AB	R	H	RBI	2B	3B	HR	BB	SB	CS	HBP	SAC	SF	GDP	K	PO	A	E	Avg
Feb 17	vs Delaware	*1b	3	0	2	1	0	0	0	1	0	0	0	0	0	0	0	6	1	0	.667
Feb 17	vs Kansas State	*1b	3	1	0	0	0	0	0	1	0	0	0	1	0	0	3	13	2	0	.333
Feb 18	vs Ohio State	*1b	4	1	1	1	1	0	0	1	0	0	0	0	0	0	0	11	1	0	.300
Feb 19	vs Delaware	*1b	2	2	0	0	0	0	0	1	0	0	1	0	0	0	0	6	2	0	.250
Feb 24	vs Siena	*1b	4	1	1	0	0	0	0	1	0	0	0	0	0	0	0	10	1	0	.250
Feb 25	vs Siena-1	*1b	4	0	2	1	0	0	0	0	0	0	0	0	0	0	1	6	0	0	.300
Feb 25	vs Siena-2	*1b	5	3	3	4	1	0	1	0	0	0	0	0	0	0	0	7	0	0	.360
Mar 03	at Wofford	*1b	4	1	1	0	0	0	0	0	0	0	0	0	0	0	3	8	0	0	.345
Mar 04	at USC Upstate-2	*1b	5	0	2	2	2	0	0	0	0	0	0	0	0	0	0	10	1	0	.353
Mar 04	at USC Upstate-1	*1b	3	1	1	0	0	0	0	2	0	0	0	0	0	0	0	14	0	0	.351
Mar 05	vs Wright State	*1b	4	0	1	0	0	0	0	0	0	0	0	0	0	0	1	9	0	0	.341
Mar 10	at Louisville	*1b	3	0	0	0	0	0	0	1	0	0	0	0	0	0	2	7	0	0	.318
Mar 11	at Louisville	*1b	3	0	0	0	0	0	0	1	0	0	1	0	0	0	0	8	1	0	.298
Mar 12	at Louisville	*1b	4	0	1	0	0	0	0	0	0	0	0	0	0	0	0	5	2	0	.294
Mar 17	NOTRE DAME	*1b	4	0	0	0	0	0	0	0	0	0	0	0	0	0	0	10	0	0	.273
Mar 19	NOTRE DAME-1	*1b	5	0	2	1	0	0	0	0	0	0	0	0	0	0	0	14	2	0	.283
Mar 19	NOTRE DAME-2	*1b	5	0	2	0	1	0	0	0	0	0	0	1	0	0	0	8	1	0	.292
Mar 21	at Kent State	*1b	4	1	2	0	0	0	0	0	0	0	1	0	0	0	1	4	1	0	.304
Mar 24	VIRGINIA TECH	*1b	3	1	1	1	0	0	0	1	1	0	0	0	0	0	1	10	0	0	.306
Mar 25	VIRGINIA TECH-1	*1b	4	1	1	3	0	0	1	0	0	0	1	0	0	0	1	8	0	0	.303
Mar 25	VIRGINIA TECH-2	*1b	3	0	0	0	0	0	0	1	0	0	0	0	0	0	2	6	0	0	.291
Mar 28	WEST VIRGINIA	*1b	4	0	0	1	0	0	0	1	1	0	0	0	0	0	1	10	0	0	.277
Mar 31	at Duke	*1b	3	0	0	0	0	0	0	0	0	0	0	0	0	0	2	9	1	0	.267
Apr 01	at Duke	*1b	5	0	1	0	1	0	0	0	0	0	0	1	0	0	0	10	1	0	.264
Apr 02	at Duke	*1b	2	1	0	0	0	0	0	2	1	0	1	0	0	0	0	7	0	0	.258
Totals		25gs	93	14	24	15	6	0	2	14	3	0	5	3	0	0	18	216	17	0	.258

On base pct. .384 • Slugging pct. .387

## #43 Manny Pazos - 22 games (All games)

Date	Opponent	Pos	AB	R	H	RBI	2B	3B	HR	BB	SB	CS	HBP	SAC	SF	GDP	K	PO	A	E	Avg
Feb 17	vs Delaware	*c	4	1	1	0	1	0	0	0	0	0	0	0	0	0	0	9	1	0	.250
Feb 17	vs Kansas State	*c	3	1	0	0	0	0	0	2	0	0	0	0	0	0	1	3	0	0	.143
Feb 18	vs Ohio State	*c	3	1	1	2	0	0	0	1	0	0	0	0	1	0	2	6	3	0	.200
Feb 19	vs Delaware	c	0	0	0	0	0	0	0	0	0	0	0	0	0	0	0	2	0	0	.200
Feb 24	vs Siena	*c	3	2	1	0	1	0	0	1	0	0	0	0	0	0	0	8	2	0	.231
Feb 25	vs Siena-1	*c	4	2	2	0	2	0	0	0	0	0	0	0	0	0	0	8	1	0	.294
Mar 03	at Wofford	*c	3	0	0	1	0	0	0	0	0	0	0	0	1	0	0	10	2	1	.250
Mar 04	at USC Upstate-2	c	3	0	1	0	0	0	0	0	0	0	0	0	0	1	0	5	1	1	.261
Mar 04	at USC Upstate-1	*c	3	0	0	0	0	0	0	1	0	0	0	0	0	0	0	7	0	0	.231
Mar 05	vs Wright State	*c	4	0	0	0	0	0	0	0	0	0	0	0	0	0	0	7	1	0	.200
Mar 10	at Louisville	*c	2	0	0	0	0	0	0	0	0	0	0	1	0	0	0	6	1	0	.188
Mar 11	at Louisville	*c	4	1	1	0	0	0	0	0	0	0	0	0	0	0	1	4	2	1	.194
Mar 12	at Louisville	*c	3	0	1	0	0	0	0	0	0	0	0	0	0	0	0	7	0	0	.205
Mar 17	NOTRE DAME	*c	4	0	0	0	0	0	0	0	0	0	0	0	0	0	3	8	2	0	.186
Mar 19	NOTRE DAME-1	*c	4	0	0	0	0	0	0	0	0	0	0	0	0	0	0	8	2	0	.170
Mar 19	NOTRE DAME-2	*c	5	1	1	1	0	0	0	0	0	0	0	1	0	0	2	13	0	0	.173
Mar 24	VIRGINIA TECH	*c	4	1	1	2	1	0	0	0	0	0	0	0	0	0	1	10	0	0	.179
Mar 25	VIRGINIA TECH-1	*c	2	0	1	0	1	0	0	1	0	0	0	1	0	0	0	10	0	0	.190
Mar 28	WEST VIRGINIA	*c	3	0	0	0	0	0	0	0	0	0	0	0	0	0	2	4	2	0	.180
Mar 31	at Duke	*c	3	0	0	0	0	0	0	0	0	0	0	0	0	0	1	7	0	0	.172
Apr 01	at Duke	*c	3	0	1	1	0	0	0	1	0	0	0	1	0	0	0	6	0	0	.179
Apr 02	at Duke	*c	3	1	2	1	1	0	0	1	0	0	0	0	0	0	0	9	0	0	.200
Totals		20gs	70	11	14	8	7	0	0	8	0	0	0	4	2	1	13	157	20	3	.200

On base pct. .275 • Slugging pct. .300

## #41 Matt Pidich - 6 games (All games)

Date	Opponent	Pos	AB	R	H	RBI	2B	3B	HR	BB	SB	CS	HBP	SAC	SF	GDP	K	PO	A	E	Avg
Feb 17	vs Delaware	*p	0	0	0	0	0	0	0	0	0	0	0	0	0	0	0	0	1	0	.000
Feb 24	vs Siena	*p	0	0	0	0	0	0	0	0	0	0	0	0	0	0	0	0	1	0	.000
Mar 04	at USC Upstate-1	*p	0	0	0	0	0	0	0	0	0	0	0	0	0	0	0	0	3	0	.000
Mar 19	NOTRE DAME-1	*p	0	0	0	0	0	0	0	0	0	0	0	0	0	0	0	1	2	0	.000
Mar 25	VIRGINIA TECH-1	*p	0	0	0	0	0	0	0	0	0	0	0	0	0	0	0	0	3	0	.000
Mar 31	at Duke	*p	0	0	0	0	0	0	0	0	0	0	0	0	0	0	0	0	0	2	.000
Totals		6gs	0	0	0	0	0	0	0	0	0	0	0	0	0	0	0	1	10	2	.000

On base pct. .000 • Slugging pct. .000





The Automated ScoreBook  
Individual Game-by-Game for Pittsburgh (as of Apr 03, 2017)

## #41 Matt Pidich - 7 appearances (All games)

Date	Opponent	GS	IP	H	R	ER	BB	SO	2B	3B	HR	WP	BK	HBP	IBB	Score	W-L	Sv	ERA	NP
Feb 17	vs Delaware	*	6.0	3	1	1	2	4	2	0	0	0	0	0	0	5-3	1-0	0	1.50	81
Feb 24	vs Siena	*	6.0	4	2	2	3	5	0	0	0	0	0	0	0	8-2	1-0	0	2.25	89
Mar 04	at USC Upstate-1	*	7.0	4	1	1	1	4	1	1	0	0	0	1	0	3-1	2-0	0	1.89	98
Mar 11	at Louisville	*	4.0	8	5	5	2	3	2	0	0	1	0	0	0	2-8	2-1	0	3.52	68
Mar 19	NOTRE DAME-1	*	6.2	6	2	1	4	3	2	0	0	1	0	0	0	3-4	2-1	0	3.03	95
Mar 25	VIRGINIA TECH-1	*	5.0	4	1	1	2	6	0	0	0	0	0	0	0	8-2	3-1	0	2.86	96
Mar 31	at Duke	*	5.0	5	5	4	1	5	2	0	0	0	0	0	0	0-14	3-2	0	3.40	81
Totals		7	39.2	34	17	15	15	30	9	1	0	2	0	1	0	29-34	3-2	0	3.40	-

## #1 Nico Popa - 25 games (All games)

Date	Opponent	Pos	AB	R	H	RBI	2B	3B	HR	BB	SB	CS	HBP	SAC	SF	GDP	K	PO	A	E	Avg
Feb 17	vs Delaware	*of	2	1	0	0	0	0	0	2	0	0	0	0	0	0	1	2	0	0	.000
Feb 17	vs Kansas State	*of	4	0	1	0	0	0	0	0	0	0	0	0	0	0	3	1	0	0	.167
Feb 18	vs Ohio State	*of	3	2	1	2	1	0	0	1	1	1	0	0	0	0	0	0	0	0	.222
Feb 19	vs Delaware	*of	3	0	2	0	1	0	0	0	0	0	0	0	0	0	1	1	0	0	.333
Feb 24	vs Siena	*of	4	0	3	2	0	0	0	0	0	1	0	0	0	0	0	2	0	0	.438
Feb 25	vs Siena-1	*of	3	0	1	0	0	0	0	0	1	0	0	0	0	0	0	1	0	0	.421
Feb 25	vs Siena-2	*of	3	0	1	1	0	0	0	0	0	0	0	1	0	0	1	3	0	0	.409
Mar 03	at Wofford	*of	3	0	0	0	0	0	0	0	0	0	0	0	0	0	2	1	0	0	.360
Mar 04	at USC Upstate-2	*of	2	1	1	0	0	0	0	2	0	0	0	0	0	0	1	0	0	0	.370
Mar 04	at USC Upstate-1	*of	4	0	0	0	0	0	0	0	0	0	0	0	0	0	3	1	0	0	.323
Mar 05	vs Wright State	*of	3	0	0	0	0	0	0	0	0	0	0	0	0	0	2	4	0	0	.294
Mar 10	at Louisville	*of	2	0	0	0	0	0	0	0	0	0	0	1	0	0	1	1	0	0	.278
Mar 11	at Louisville	*of	4	0	1	1	0	0	0	0	1	1	0	0	0	0	1	1	0	0	.275
Mar 12	at Louisville	*of	3	0	0	0	0	0	0	0	0	0	0	0	0	0	0	6	0	0	.256
Mar 17	NOTRE DAME	*of	3	0	0	0	0	0	0	1	0	0	0	0	0	0	0	0	0	0	.239
Mar 19	NOTRE DAME-1	*of	4	0	0	0	0	0	0	0	0	0	0	0	0	0	1	3	0	0	.220
Mar 19	NOTRE DAME-2	*of	4	0	0	0	0	0	0	1	1	0	0	0	0	0	1	1	0	0	.204
Mar 21	at Kent State	pr	0	0	0	0	0	0	0	0	0	0	0	0	0	0	0	0	0	0	.204
Mar 24	VIRGINIA TECH	*of	4	2	3	1	1	0	0	0	0	0	0	0	0	0	1	1	0	0	.241
Mar 25	VIRGINIA TECH-1	*of	2	0	1	1	0	0	0	2	0	0	0	0	0	0	0	4	0	0	.250
Mar 25	VIRGINIA TECH-2	*of	1	0	0	0	0	0	0	1	1	0	0	1	0	0	0	3	0	0	.246
Mar 28	WEST VIRGINIA	*of	2	1	0	0	0	0	0	2	0	0	0	0	0	0	1	4	0	0	.238
Mar 31	at Duke	*of	3	0	0	0	0	0	0	0	0	0	0	0	0	0	1	1	0	0	.227
Apr 01	at Duke	*of	4	1	1	1	0	0	0	1	0	1	0	0	0	0	0	2	0	0	.229
Apr 02	at Duke	*of	4	1	2	1	0	0	0	0	0	0	0	0	0	0	1	4	0	0	.243
Totals		24gs	74	9	18	10	3	0	0	13	5	4	0	3	0	1	22	46	0	0	.243

On base pct. .356 • Slugging pct. .284

The Automated ScoreBook  
Individual Game-by-Game for Pittsburgh (as of Apr 03, 2017)

## #13 Jacob Wright - 25 games (All games)

Date	Opponent	Pos	AB	R	H	RBI	2B	3B	HR	BB	SB	CS	HBP	SAC	SF	GDP	K	PO	A	E	Avg
Feb 17	vs Delaware	*of	4	1	0	0	0	0	0	1	0	0	0	0	0	0	2	2	0	1	.000
Feb 17	vs Kansas State	*of	4	2	2	0	0	0	0	1	0	0	0	0	0	0	1	2	0	0	.250
Feb 18	vs Ohio State	*of	3	0	2	1	0	1	0	1	0	0	1	0	0	0	0	2	0	0	.364
Feb 19	vs Delaware	*of	4	1	1	0	1	0	0	0	0	0	0	0	0	0	1	1	0	0	.333
Feb 24	vs Siena	*of	3	2	1	0	0	0	0	1	0	0	1	0	0	0	0	3	0	0	.333
Feb 25	vs Siena-1	*of	4	0	0	0	0	0	0	0	0	0	0	0	0	0	0	1	0	0	.273
Feb 25	vs Siena-2	*of	2	3	1	1	1	0	0	3	0	0	0	0	0	0	1	1	0	0	.292
Mar 03	at Wofford	*of	4	0	0	0	0	0	0	0	0	0	0	0	0	0	3	2	0	0	.250
Mar 04	at USC Upstate-2	*of	5	1	1	0	0	0	0	0	0	0	0	0	0	0	1	0	0	0	.242
Mar 04	at USC Upstate-1	*of	3	0	1	1	0	0	0	0	0	0	2	0	0	0	0	2	0	0	.250
Mar 05	vs Wright State	*of	4	0	0	0	0	0	0	0	0	0	0	0	0	0	0	3	0	0	.225
Mar 10	at Louisville	*of	4	0	0	0	0	0	0	0	0	0	0	0	0	0	1	2	0	0	.205
Mar 11	at Louisville	*of	4	0	0	0	0	0	0	1	0	0	0	0	0	0	1	0	0	0	.188
Mar 12	at Louisville	ph	0	1	0	0	0	0	0	1	0	0	0	0	0	0	0	0	0	0	.188
Mar 17	NOTRE DAME	*of	5	1	1	0	0	1	0	0	0	0	0	0	0	0	3	1	0	0	.189
Mar 19	NOTRE DAME-1	*of	5	1	2	0	1	0	0	0	0	0	0	0	0	0	1	1	0	0	.207
Mar 19	NOTRE DAME-2	*of	6	0	1	0	0	0	0	0	0	0	0	0	0	0	2	1	0	0	.203
Mar 21	at Kent State	*of	4	1	1	0	1	0	0	2	1	0	0	0	0	0	0	6	0	0	.206
Mar 24	VIRGINIA TECH	*of	5	1	2	0	0	0	0	0	0	0	0	0	0	0	1	0	0	0	.219
Mar 25	VIRGINIA TECH-1	*of	5	2	3	0	0	0	0	0	0	0	0	0	0	0	1	0	0	0	.244
Mar 25	VIRGINIA TECH-2	*of	2	0	0	0	0	0	0	2	1	0	0	0	0	0	0	2	0	0	.237
Mar 28	WEST VIRGINIA	*of	4	2	3	1	0	0	1	1	1	1	0	0	0	0	0	1	0	0	.262
Mar 31	at Duke	*of	3	0	0	0	0	0	0	1	0	0	0	0	0	0	2	4	0	0	.253
Apr 01	at Duke	*of	4	1	1	2	1	0	0	0	0	0	2	0	0	0	1	1	0	0	.253
Apr 02	at Duke	*of	5	1	1	3	0	0	1	0	0	0	0	0	0	0	2	1	0	0	.250
Totals		24gs	96	21	24	9	5	2	2	15	3	1	6	0	0	0	24	39	0	1	.250

On base pct. .385 • Slugging pct. .406

## #24 David Yanni - 6 games (All games)

Date	Opponent	Pos	AB	R	H	RBI	2B	3B	HR	BB	SB	CS	HBP	SAC	SF	GDP	K	PO	A	E	Avg
Feb 17	vs Delaware	*ss	3	0	1	1	0	0	0	1	0	0	0	0	0	0	2	5	4	0	.333
Feb 17	vs Kansas State	*ss	4	0	1	0	0	0	0	1	0	0	0	0	0	0	1	0	5	0	.286
Feb 18	vs Ohio State	*ss	3	0	0	0	0	0	0	1	0	0	0	1	0	0	2	1	5	0	.200
Feb 19	vs Delaware	*ss	4	0	2	2	0	0	0	0	0	0	0	0	0	0	1	0	3	0	.286
Feb 24	vs Siena	*ss	4	1	1	2	1	0	0	1	0	0	0	0	0	0	0	1	3	0	.278
Feb 25	vs Siena-1	*ss	4	0	1	0	0	0	0	0	0	0	0	0	0	0	1	0	2	0	.273
Totals		6gs	22	1	6	5	1	0	0	4	0	0	0	1	0	0	7	7	22	0	.273

On base pct. .385 • Slugging pct. .318

## #27 Zach Zientarski - 10 games (All games)

Date	Opponent	Pos	AB	R	H	RBI	2B	3B	HR	BB	SB	CS	HBP	SAC	SF	GDP	K	PO	A	E	Avg
Feb 17	vs Kansas State	ph	1	0	0	0	0	0	0	0	0	0	0	0	0	0	1	0	0	0	.000
Feb 19	vs Delaware	*dh	2	0	1	1	0	0	0	0	0	0	0	0	0	0	1	0	0	0	.333
Feb 25	vs Siena-2	*dh	4	0	0	1	0	0	0	0	0	0	0	0	1	0	1	0	0	0	.143
Mar 03	at Wofford	ph	1	1	1	0	0	0	0	0	0	0	0	0	0	0	0	0	0	0	.250
Mar 04	at USC Upstate-1	*dh	3	0	0	0	0	0	0	1	0	0	0	0	0	0	0	0	0	0	.182
Mar 05	vs Wright State	*of	3	0	0	0	0	0	0	0	0	0	0	0	0	0	0	1	0	0	.143
Mar 10	at Louisville	*dh	4	0	0	0	0	0	0	0	0	0	0	0	0	0	3	0	0	0	.111
Mar 21	at Kent State	dh	1	0	0	0	0	0	0	0	0	0	0	0	0	0	1	0	0	0	.105
Mar 28	WEST VIRGINIA	ph/dh	2	0	0	0	0	0	0	0	0	0	0	0	0	0	2	0	0	0	.095
Mar 31	at Duke	ph	1	0	0	0	0	0	0	0	0	0	0	0	0	0	0	0	0	0	.091
Totals		5gs	22	1	2	2	0	0	0	1	0	0	0	0	1	0	9	1	0	0	.091

On base pct. .125 • Slugging pct. .091

