

2017 PENN STATE WOMEN'S GYMNASTICS

18 NCAA CHAMPIONSHIP APPEARANCES



27 ALL-AMERICANS ON 94 OCCASIONS
Since 1974

NITTANY LION DUO HEADED TO NCAA CHAMPIONSHIPS

Sophomore Sabrina Garcia and junior Briannah Tsang are set to compete at the 2017 NCAA Championships Friday, April 14, starting at 7 p.m. (CDT) inside the Chaifetz Arena in St. Louis, Mo. Both Garcia and Tsang will compete in the all-around during the second session on Friday.

During the second session, Garcia will be competing with Georgia, while Tsang will be competing with Florida.

Garcia's rotation order is: balance beam, bye, floor, vault, bye, and then uneven bars. For Tsang, she will start on the vault, followed by a bye, uneven bars, balance beam, bye and she will end the meet on the floor exercise.

For the Nittany Lion duo, Garcia is making her first NCAA Championships appearance, while Tsang is making her second-straight NCAA Championships appearance after competing on the floor exercise last season.

Penn State joins Kentucky as one of two programs to have two individual all-around competitors at the 2017 NCAA Championships.

The 2017 NCAA Championships mark the first time since 2010 that the Nittany Lions have sent two individuals to compete in the all-around (Musser & Personett).

PENN STATE NITTANY LIONS 11-8, 4-5 Big Ten

DATE	OPPONENT	RESULT/TIME
January		
7	BOWLING GREEN, BYU & TEMPLE	1ST, 194.625
15	Nebraska* (Lincoln, Neb.)	L, 195.700-192.900
21	MARYLAND* (DD)	W, 195.575-194.725
29	Illinois* (Champaign, Ill.)	L, 195.625-193.250
February		
4	MICHIGAN STATE*	W, 195.925-194.775
11	OHIO STATE* (DD)	L, 195.950-195.850
19	Sacramento State, Texas Western, Western Michigan (Denton, Texas)	4TH, 194.550
25	PITTSBURGH	W, 195.200-193.525
March		
5	Bridgeport, Penn, West Chester (Philadelphia, Pa.)	1ST, 196.200
11	B1G Five Qualifier* (Iowa City, Iowa)	3RD, 195.450
18	B1G Championships (Piscataway, N.J.)	6TH, 195.200
April		
1	NCAA Regionals (Gainesville, Fla.)	4TH, 195.325
14	NCAA Championships (St. Louis, Mo.)	8 PM

* - Big Ten Opponent
(DD) - Double Dual w/ Penn State men's team

All Times Eastern

HOME MEETS IN BOLD CAPS

THE ROUND-OFF

4

Junior Briannah Tsang finished fourth in the all-around at the 2017 NCAA Regional meet after finishing third in 2016.

14


Penn State has been represented in 14 of the last 15 NCAA Championships.

2

Briannah Tsang heads to the NCAA meet for the second-straight season.

EVENT LEADERS

VAULT
BRIANNAH TSANG
2017 RQS: 9.850
2017 BEST: 9.875




UNEVEN BARS
SABRINA GARCIA
2017 RQS: 9.915
2017 BEST: 9.950




BALANCE BEAM
NICOLE MEDVITZ
2017 RQS: 9.895
2017 BEST: 9.925



FLOOR EXERCISE
BRIANNAH TSANG
2017 RQS: 9.885
2017 BEST: 9.950



ALL-AROUND
BRIANNAH TSANG
2017 RQS: 39.275
2017 BEST: 39.425



2017 INDIVIDUAL SEASON HIGHS

Event	Score	Meet
Vault (Rowland/Personett, 10.00)		
Briannah Tsang	9.875	1/29
Emma Sibson	9.850	2/4
Sabrina Garcia	9.850	2/4
Uneven Bars (Perret/Ettl, 9.975)		
Sabrina Garcia	9.950	1/7
Briannah Tsang	9.900	1/21
Kristen Politz	9.875	1/15
Balance Beam (Rowland/Smith, 10.00)		
Briannah Tsang	9.925	2/19
Nicole Medvitz	9.925	1/29
Sabrina Garcia	9.875	2/11
Floor Exercise (Ellen Casey, 10.00)		
Briannah Tsang	9.950	3/5
Sabrina Garcia	9.900	2/4
Emma Sibson	9.850	2/11
All Around (Rowland, 39.775)		
Briannah Tsang	39.425	3/5
Sabrina Garcia	39.400	2/4
Kristen Politz	39.050	1/15

2017 TEAM SEASON HIGHS

Event	Score	Meet
Vault (2015, 49.550)		
Penn Quad Meet	48.975	3/5
Maryland	48.875	1/21
Michigan State	48.825	2/4
Uneven Bars (2001, 49.500)		
Penn Quad Meet	49.275	3/5
Ohio State	49.225	2/11
Pittsburgh	49.150	2/25
Balance Beam (2001, 49.650)		
TWU Quad Meet	49.300	2/19
Big Five Qualifier	49.125	3/11
Ohio State	48.975	2/11
Floor Exercise (2001, 49.725)		
Penn Quad Meet	49.300	3/5
Ohio State	49.275	2/11
Michigan State	49.100	2/4
Team Score (2001, 197.450)		
Penn Quad Meet	196.200	3/5
Michigan State	195.925	2/4
Ohio State	195.850	2/11

WHAT'S INSIDE

- Page 2-6 Meet Notes
- 2 All-Americans/National Champions
- 3 Quick Facts/Roster
- 4 Sabrina Garcia Bio
- 5 Briannah Tsang Bio
- 6 Event Winners/Leaders
- Page 7 Record Books
- Page 8-15 Season Statistics
- 8 Top Individual & Team Scores
- 9 Team Meet-by-Meet
- 10-11 Individual Meet-by-Meet
- 12-13 Top Performances
- 14-15 2017 Meet Results
- Page 16 TV/Media Roster



@PennStateWGYM

2017

/PennStateWomensGymnastics



PENN STATE ALL-AMERICANS

<p>1974 Karen Schuckman All-Around, Vault, Uneven Bars, Balance Beam, Floor Exercise</p> <p>1975 Karen Schuckman All-Around, Vault, Uneven Bars, Floor Exercise</p> <p>1976 Karen Schuckman Balance Beam</p> <p>1977 Jan Anthony Vault Joanne Beck Balance Beam Ann Carr All-Around, Vault, Uneven Bars, Balance Beam, Floor Exercise</p> <p>1978 Jan Anthony All-Around, Vault, Uneven Bars Davies Bahr Vault Ann Carr All-Around, Vault, Uneven Bars, Balance Beam, Floor Exercise Lisa Ingebretsen All-Around, Uneven Bars, Balance Beam</p> <p>1979 Jane Anthony Vault Ann Carr Uneven Bars Margie Foster Vault, Floor Exercise Lisa Ingebretsen Uneven Bars, Balance Beam Marcy Levine Floor Exercise Lynne Samuels Vault</p> <p>1980 Ann Carr All-Around, Vault, Uneven Bars, Balance Beam, Floor Exercise Margie Foster All-Around, Uneven Bars, Floor Exercise Lisa Ingebretsen Uneven Bars Marcy Levine All-Around, Floor Exercise Ann McGeachy Floor Exercise Lynne Samuels Vault</p>	<p>1981 Heidi Anderson All-Around, Floor Exercise</p> <p>1982 Heidi Anderson All-Around, Uneven Bars, Floor Exercise</p> <p>1984 Pam Loree Vault</p> <p>1985 Pam Loree Vault</p> <p>1986 Pam Loree All-Around, Vault</p> <p>1991 April Polito Vault</p> <p>1992 Allison Barber All-Around, Vault</p> <p>1994 Tracy Kerner Floor Exercise</p> <p>1995 Tracy Kerner Balance Beam</p> <p>1997 Ellen Casey Vault, Floor Exercise Missy Leopoldus Vault</p> <p>1999 Ellen Casey All-Around, Uneven Bars, Floor Exercise Nikki Smith Balance Beam</p> <p>2000 Gemma Cuff Floor Exercise</p> <p>2004 Lisa Clark Vault</p> <p>2005 Lisa Clark Floor Exercise</p> <p>2008 Brandi Personett Balance Beam</p>	<p>2009 Whitney Bencsko Vault Alexandra Brockway Uneven Bars Brandi Personett Floor Exercise</p> <p>2010 Sharaya Musser All-Around, Vault, Balance Beam, Floor Exercise Brandi Personett All-Around, Balance Beam, Floor Exercise</p> <p>2012 Sharaya Musser Balance Beam, Floor Exercise</p> <p>2013 Sharaya Musser All-Around, Balance Beam All-Around ^, Balance Beam ^</p> <p>2014 Kassidy Stauder Balance Beam ^</p> <p>2016 Kiera Brown Uneven Bars ^</p> <p>2017 Sabrina Garcia Uneven Bars ^</p> <p>All-America Breakdown</p> <table border="0"> <tr><td>All-Around</td><td>18</td></tr> <tr><td>Vault</td><td>22</td></tr> <tr><td>Uneven Bars</td><td>16</td></tr> <tr><td>Balance Beam</td><td>17</td></tr> <tr><td>Floor Exercise</td><td>21</td></tr> <tr><td>Total</td><td>94</td></tr> </table>	All-Around	18	Vault	22	Uneven Bars	16	Balance Beam	17	Floor Exercise	21	Total	94
All-Around	18													
Vault	22													
Uneven Bars	16													
Balance Beam	17													
Floor Exercise	21													
Total	94													

^ - NACGCW Regular Season All-America (Began in 2013)

Since 1974, Penn State has seen 27 student-athletes earn All-America honors on 94 occasions. The Nittany Lions have had at least one All-American in 29 of the last 44 seasons since Karen Schuckman earned the first honor in 1974.

PENN STATE NATIONAL CHAMPIONS

<p>1974 Karen Schuckman All-Around</p> <p>1975 Karen Schuckman Vault, Floor Exercise</p> <p>1977 Ann Carr All-Around</p> <p>1978 Ann Carr All-Around, Uneven Bars, Balance Beam, Floor Exercise</p>	<p>1979 Marcy Levine Floor Exercise</p> <p>1981 Heidi Anderson Floor Exercise</p> <p>1986 Pam Loree Vault</p> <p>National Titles Breakdown</p> <table border="0"> <tr><td>All-Around</td><td>3</td></tr> <tr><td>Vault</td><td>2</td></tr> <tr><td>Uneven Bars</td><td>1</td></tr> <tr><td>Balance Beam</td><td>1</td></tr> <tr><td>Floor Exercise</td><td>4</td></tr> <tr><td>Total</td><td>11</td></tr> </table>	All-Around	3	Vault	2	Uneven Bars	1	Balance Beam	1	Floor Exercise	4	Total	11
All-Around	3												
Vault	2												
Uneven Bars	1												
Balance Beam	1												
Floor Exercise	4												
Total	11												



QUICK FACTS

GENERAL INFORMATION

Location	University Park, Pa.
Founded	1855
Enrollment	47,261
Colors	Blue and White
Conference	Big Ten
Nickname	Nittany Lions
President	Dr. Eric Barron
Director of Athletics	Sandy Barbour
Assoc. Athletics Director/SWA	Charmelle Green
Deputy Director of Athletics/	
Chief Operating Officer	Phil Esten
Athletic Website	www.GoPSUsports.com

COACHING STAFF

Interim Co-Head Coach	Josh Nilson (First Year)
Interim Co-Head Coach	Kera Molinaro (Third Year)
Office	110A White Building
Telephone	(814) 863-7461
Fax	(814) 865-8149

TEAM INFORMATION

Home Arena (Capacity)	Rec Hall (5,812)
Facebook	PennStateWomensGymnastics
Instagram	@PennStateWGYM
Twitter	@PennStateWGYM

2016 RECAP

2016 Regular Season Record	11-7
Big Ten Regular Season Record	6-3
Big Ten Championships Finish	4th
2016 NCAA Regional Finish	5th
2016 NCAA Championships Finish	N/A
Final National Ranking	No. 26
All-Americans Returning/Lost	0/1
Letterwinners Returning/Lost	12/2
Newcomers	3

PROGRAM HISTORY

First Year of Gymnastics	1965
All-Time Record (Years)	568-276-4 (53)
National Championships	2 (1978, 80)
NCAA Championship Team Appearances	18
(1982, '84, '85, '86, '88, '91, '92, '93, '94, '95, '96, '97, '98, '99, 2000, '05, '09, '14)	
AIAW Championship Appearances	7
(1975, '76, '77, '78, '79, '80, '81)	

RECAPPING THE 2017 NCAA REGIONAL

As a team, the Nittany Lions finished fourth at the 2017 NCAA Gainesville Regional with a team score of 195.325.

Individually, Briannah Tsang and Sabrina Garcia punched their tickets to the 2017 NCAA Championships in the all-around by finishing fourth and seventh, respectively. Tsang scored a 39.250, while Garcia posted a 39.050.

THE NITTANY LIONS AT THE NCAA MEET

Last year, Tsang finished 38th overall on the floor exercise with her tally of 9.8125.

The Nittany Lions have been represented in 14 of the last 15 NCAA Championships, either individually or as a team.

Penn State has appeared at the NCAA meet 18 times as a team and five Nittany Lions have combined for eight individual event titles and three all-around titles.

BIG TEN HONORS

Following the season-opening quad meet, Briannah Tsang was named the Big Ten Gymnast of the Week for the first time in her career.

Individually, Tsang won titles outright on the vault (9.850), floor exercise (9.850) and all-around (39.350). She also tied for the balance beam title with a 9.825.

Following the 2017 regular season, four Nittany Lions were honored with All-Big Ten plaudits.

Sophomore Sabrina Garcia and Tsang were named to the All-Big Ten First Team. The All-Big Ten Second Team featured senior Nicole Medvitz and freshman Kristen Politz.

For the second-straight season, Medvitz was named to the All-Big Ten Second Team and Tsang received All-Big Ten First Team honors.

Following the 2017 Big Ten Women's Gymnastics Championships, Garcia and Tsang were named to the Big Ten All-Championships Team, while Medvitz received the Sportsmanship Award.

STELLAR SOPHOMORE SEASON

In her second year with the Blue & White, sophomore Sabrina Garcia has set a pair of top-10 performances in the Penn State record books and has won 10 titles.

In the Penn State record books, Garcia has tallied a 9.950 on the uneven bars twice, which is tied for the No. 3 performance in school history.

On the year, Garcia has claimed four uneven bars titles, one balance beam title, three floor exercise titles, and two all-around titles.

Garcia's 2017 honors include: Second Team All-American (uneven bars), All-Big Ten First Team and Big Ten All-Championships Team.

Garcia is one of 27 Nittany Lions to combine for 94 All-America honors in program history.

RECORD-SETTING PERFORMANCE

Sophomore Sabrina Garcia swung into the Nittany Lion record books with her performance on the uneven bars in the 2017 season-opener.

Garcia recorded a career-best 9.950 on the uneven bars, which tied the No. 3 performance in school history.

Two weeks later, Garcia posted another 9.950 on the uneven bars against Maryland on Jan. 21.

At the Penn Quad meet on March 5, junior Briannah Tsang tied the No. 5 performance in school history on the floor exercise with a career-best 9.950.

As a team on Feb. 19, the Nittany Lions tied the No. 10 performance in school history on the balance beam with a 49.300 at the Texas Woman's University quad meet.

TSANG'S 41 TITLES

Junior Briannah Tsang has captured 31 individual titles and 10 all-around titles in her Nittany Lion career.

Tsang opened up her junior year with three individual titles and the all-around title in a quad meet victory against Bowling Green, BYU and Temple on Jan. 7.

On the year, she has 12 individual event titles and five all-around titles.

SMART LIONS

Seven Nittany Lions were honored by the Big Ten for their work in the classroom.

Mason Hosek, Jessica Jones, Nicole Medvitz, Tina Postiglione, Chanan Raygoza, Peyton Schuller and Briannah Tsang were named to the 2017 Academic All-Big Ten team.

To be eligible for Academic All-Big Ten selection, students must be letterwinners who are in at least their second academic year at their institution and carry a cumulative grade-point average of 3.0 or higher.

2017 ROSTER

Name	Event	Yr.	Ht.	Hometown/High School
Amber Autry	AA	So.	5-7	Rochester, Mich./West Bloomfield
Sabrina Garcia	AA	So.	5-2	Etters, Pa./Red Land
Mason Hosek	V, BB, FX	So.	5-3	Pearland, Texas/Pearland
Jessica Jones	AA	So.	5-0	Canfield, Ohio/Canfield
Gianna LaGuardia	V, UB	So.	5-3	Thornton, Colo./Mountain Range
Tess McCracken	AA	Fr.	5-4	Plano, Texas/Liberty
Nicole Medvitz	AA	Sr.	5-1	Paramus, N.J./Paramus
Christina Postiglione	UB, BB	Sr.	5-0	Selden, N.Y./Newfield
Kristen Politz	AA	Fr.	5-4	Morganville, N.J./Saint John Vianney
Chanan Raygoza	AA	Jr.	5-6	Upland, Calif./San Dimas
Peyton Schuller	BB, FX	So.	5-0	Erie, Pa./McDowell
Emma Sibson	AA	Sr.	5-1	Allen, Texas/Spring Creek
Oni Timothy	V, BB, FX	Jr.	4-11	Rochester, N.Y./Joseph C. Wilson Magnet
Briannah Tsang	AA	Jr.	5-1	Vancouver, British Columbia/Burnaby Central Secondary
Mikayla Waddell	AA	Fr.	5-3	Ridgewood, N.J./Ridgewood

Interim Co-Head Coach: Josh Nilson (Utah State, '10; First Season)

Interim Co-Head Coach: Kera Molinaro (Oregon State, '09; Third Season)



@PennStateWGYM

2017

/PennStateWomensGymnastics





SABRINA GARCIA
All-Around

SOPHOMORE
Etters, Pennsylvania
Prestige

2017 Averages

Vault	9.702
Season Best	9.850
Uneven Bars	9.840
Season Best	9.950
Balance Beam	9.641
Season Best	9.875
Floor Exercise	9.813
Season Best	9.900
All-Around	38.980
Season Best	39.400

MEETS COMPETED

	V	UB	BB	FX	AA
2017	12/12	12/12	11/12	12/12	11/12
2016	10/12	11/12	9/12	10/12	8/12
Career	22/24	23/24	20/24	22/24	19/24

Career Notes

2017 All-American (second team uneven bars - regular season)...2017 All-Big Ten First Team honoree...2017 Big Ten All-Championships Team member...Has competed in the all-around in 19 of 24 team meets...Owns nine career individual event titles and two all-around titles...Won the vault once...Owns four uneven bars titles...Has won the balance beam once...Owns three floor exercise titles...Has won the all-around twice...Ranks third in the Penn State record books on the uneven bars with her score of 9.950 (1/7/17 & 1/21/17).

2017 (Sophomore Year)

Regular Season All-American (second team - uneven bars)...All-Big Ten First Team...Big Ten All-Championships Team...Competed in the all-around in 11 of 12 team meets and at the NCAA Championships as an individual...Competed in all the events during the 2017 season except for the balance beam at the Big Five Qualifier...Won eight individual event titles and the all-around twice...Captured the all-around title against Michigan State with a career-best 39.400 (2/4)...Tied her career-best of 39.400 to win the all-around at the Texas Woman's University Quad Meet (2/19)...Against Michigan State, Garcia finished second on the vault with a career-best 9.850 (2/4)...She tied a career-best 9.850 on the vault at the Penn Quad Meet to finish fourth (3/5)...Won four uneven bars titles during her sophomore season...Opened the 2017 season with a first-place finish on the uneven bars with a career-best 9.950, which is tied for the No. 3 score in school history (1/7)...Tied a career-best score of 9.950 to win the uneven bars title against Maryland (1/21)...Won back-to-back titles on the uneven bars with scores of 9.925 against Pittsburgh (2/25) and at the Penn Quad Meet (3/5)...Tallied a 9.900 on the uneven bars to finish second at the Big Ten Championships (3/18) and the NCAA Regional (4/1)...Set a career-best score of 9.875 to capture the balance beam title against Ohio State (2/11) and then a week later Garcia tied her career-best score of 9.875 to finish fifth at the Texas Woman's University Quad Meet (2/19)...Won three floor exercise three times during the 2017 season...Captured the floor exercise title against Maryland with 9.825 (1/21)...Won her second

floor exercise title of the season as she tied a career-best score of 9.900 against Michigan State (2/4)... Garcia brought home her third floor exercise title of the season with a 9.875 at the Texas Woman's University Quad Meet (2/19)...Tied a career-best score of 9.900 on the floor exercise to finish third at the Penn Quad Meet (3/5)...Placed 11th in the all-around at the Big Ten Championships with a score of 39.100 (3/18)...Finished 25th on the balance beam at the NCAA Regional meet with a 9.725 (4/1)...At the NCAA Regional, Garcia advanced to the NCAA Championships with a seventh-place finish in the all-around with a score of 39.050 (4/1).

2016 (Freshman Year)

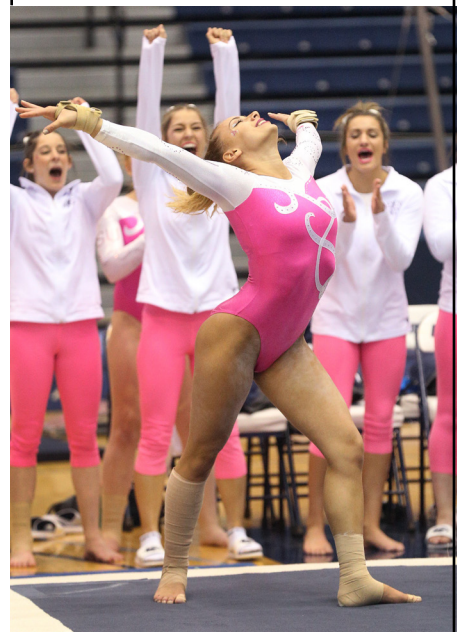
Championship season: Competing in her first Big Ten Championships (3/19), Garcia recorded scores of 9.750 (vault), 9.700 (uneven bars) and 9.800 (floor exercise)...**Regular season:** Garcia came out strong in her first career meet (1/9 vs. North Carolina State), finishing in the top-five in the all-around (38.300)... Against Nebraska (1/16), Garcia placed fourth in the all-around (39.125), which included a second-place finish on the uneven bars (9.850)...Against Illinois (1/29), Garcia placed third on the uneven bars with a career-best 9.875 and she finished fifth in the all-around with a 39.975... Against Michigan State (2/6), Garcia placed third in the all-around (38.900)... Against Ohio State (2/13), Garcia tied for the vault title (9.775) and placed second on the uneven bars (9.825)...Garcia finished the meet in the top five in the all-around (39.100)...In a quad meet featuring Alabama, Cornell and Denver, Garcia scored a 9.850 on the uneven bars placing 8th in a three-way tie... Against Maryland (2/22), Garcia earned two career bests on beam and vault...She finished second on beam (9.850) and tied for second place with a score of 9.800...Against Southern Connecticut, Temple, West Chester and West Virginia, Garcia placed sixth on the uneven bars with a 9.800 (2/26)...At the Big Five Qualifier (3/12), Garcia tied her career-best (9.875) to tie for third on the uneven bars and she tallied a career-best 9.900 on the floor exercise to tie for fourth.

Gymnastics Background

Trained at Prestige Gymnastics in Lancaster, Pennsylvania, under coaches Tony and Jen Fatta... Named the 2014 Pennsylvania Level 10 state champion on uneven bars and balance beam as well as finishing fourth on vault and third in the all-around... Four-time second-place in the all-around at states...Finished second in nation on the uneven bars and placed 19th in the all-around at the 2014 USA Junior Olympic National Championships... Placed 3rd on bars, 2nd on beam, 5th on the floor and 5th in the all-around at the 2015 Junior Olympic Nationals.

Personal

Born Sabrina Garcia in Lancaster, Pennsylvania, on December 23, 1996...Daughter of Jose and Joelle Garcia...Has one younger sister, Izabel...Lists hanging out with friends and eating as her hobbies, Bruno Mars as her favorite musical entertainer, the Seattle Seahawks as her favorite professional sports team and Tim Howard as her favorite athlete... Says seafood and steak is her favorite food, "The Travelers Gift" is her favorite book, "Friends" is her favorite television show, "Stick It" is her favorite movie, Channing Tatum is her favorite actor, Jennifer Lawrence is her favorite actress and anywhere tropical is her favorite place to visit...Majoring in health and human development.



* - Event Winner	V	UB	BB	FX	AA
Bowling Green, BYU & Temple	9.775	9.950*	9.150	9.825	38.700
Nebraska	8.950	9.275	9.775	9.800	37.800
Maryland	9.750	9.950*	9.200	9.825*	38.725
Illinois	9.725	9.775	9.825	9.800	39.125
Michigan State	9.850	9.850	9.800	9.900*	39.400*
Ohio State	9.700	9.900	9.875*	9.850	39.325
Sac St., TWU & W. Michigan	9.800	9.850	9.875	9.875*	39.400*
Pittsburgh	9.800	9.925*	9.600	9.600	38.925
Bridgeport, Penn & West Chester	9.850	9.925*	9.550	9.900	39.225
B1G Five Qualifier	9.800	9.875	--	9.850	--
Big Ten Championship	9.725	9.900	9.675	9.800	39.100
NCAA Regional	9.700	9.900	9.725	9.725	39.050
Season Best	9.850	9.950	9.875	9.900	39.400
Career Best	9.850	9.950	9.875	9.900	39.400





BRIANNAH TSANG JUNIOR
All-Around Vancouver, British Columbia
Flicka Gymnastics

MEETS COMPETED

	V	UB	BB	FX	AA
2017	12/12	12/12	11/12	12/12	11/12
2016	12/12	12/12	12/12	12/12*	12/12
2015	12/12	12/12	12/12	12/12	12/12
Career	36/36	36/36	35/36	36/36	35/36

*competed individually on the floor exercise at the NCAA Championships.

2017 Averages

Vault	9.815
Season Best	9.875
Uneven Bars	9.742
Season Best	9.900
Balance Beam	9.816
Season Best	9.925
Floor Exercise	9.777
Season Best	9.950
All-Around	39.227
Season Best	39.425

Career Notes

Named 2015 Big Ten Co-Freshman of the Year...Became the fourth Penn State gymnast to earn B1G FOTY, joining Sharaya Musser (2010), Brandi Personett (2007) and Nikki Bongiovanni (1999)...Won a school-record four Big Ten Freshman of the Week honors in 2015...Competed in the all-around in 35 of 36 team meets...Owns 31 career individual event titles and 10 career all-around crowns...Has 12 vault titles, one uneven bars title, six balance beam titles and eight floor exercise titles...Ranks among the top-10 in Penn State history on the vault, balance beam and floor exercise...Her 9.950 (1/17/15 & 1/31/15) on the vault ranks tied for No. 9 on the career charts, her 9.950 (1/24/15) on the balance beam is tied for No. 9 in Penn State history and she ranks fifth on the floor exercise with a 9.950 (3/5/17)...Two-time All-Big Ten First Team (2016 & 2017)...Two-time Academic All-Big Ten (2016-17)...2015 All-Big Ten Second Team...2017 Big Ten All-Championships Team.

2017 (Junior Year)

All-Big Ten First Team...Big Ten Gymnast of the Week (Jan. 9, 2017)...Big Ten All-Championships Team...Competed in the all-around in 11 of the 12 team meets...Won 12 individual event titles and five all-around titles...Won the vault five times, the balance beam three times and the floor exercise four times...In the season-opener against Bowling Green, BYU and Temple, Tsang won the all-around (39.250), won the vault (9.850), placed fourth on the uneven bars (9.825), won the balance beam (9.825) and captured the floor exercise title (9.850) (1/7)...Against Maryland, Tsang won the all-around (39.325), won the vault (9.825), tallied a career-best on the uneven bars (9.900), and won the balance beam (9.825)...Against Ohio State, Tsang won the all-around (39.400), tallied a 9.900 on the uneven bars and the floor exercise (2/11)...At the Texas Woman's University Quad Meet, Tsang won the balance beam with a season-best score of 9.925 and she won the floor exercise title with a 9.875 (2/19)...Against Pittsburgh, Tsang won the all-around (39.250), vault (9.825) and the floor exercise (9.900) (2/25)...At the Penn Quad Meet, Tsang won the all-around with a season-best score of 39.425, won the vault with a score of 9.875 and won the floor exercise with a career-best 9.950, which tied fifth-best score in program history (3/5)...At the Big Ten Championships, Tsang finished seventh in the all-around (39.275), took third on the vault (9.875), placed 15th on the uneven bars (9.825), and finished 10th on the balance beam (3/18)...At the NCAA Regional Meet, Tsang finished fourth in the all-around with a 39.250, placed 25th on the vault (9.750), took 15th on the uneven bars (9.800), placed fifth on the balance beam (9.850) and took sixth on the floor exercise (9.850) (4/1)...Tsang advanced to the 2017 NCAA Championships in the all-around with her fourth-place finish at the NCAA Regional Meet.

2016 (Sophomore Year)

Competed in the all-around in 12 of 13 meets...NCAA Championships qualifier on the floor exercise...Big Ten Distinguished Scholar...All-Big Ten First Team...Academic All-Big Ten...**Championship season:** At the Big Ten Championships (3/19), Tsang tied for sixth on the vault with a 9.850, tied for 12th on the balance beam (9.825), tied for 13th on the

floor exercise (9.850) and finished eighth in the all-around (39.325)...At the NCAA Regional Championships (4/2), Tsang notched a season-best 39.375 in the all-around to finish tied for third, but missed out on an NCAA bid in the all-around due to a tie-breaker...On the day, Tsang posted a 9.850 on the uneven bars (T-13th), a 9.825 on the balance beam (T-11th), a 9.900 on the floor exercise (T-1st) and she ended the meet with a 9.800 on the vault (T-10th)...Tsang tied for the floor exercise title to advance to the NCAA Championships for the first time in her career...At the NCAA Championships (4/15), Tsang tied for 38th on the floor exercise with her score of 9.8125...**Regular season:** Against North Carolina State (1/9) in the season-opener, she tallied a 9.825 score and won the vault...Against Nebraska (1/16), Tsang won the all-around with a 39.300...Tsang also won her second vault title of the season with a 9.850 and she finished second on the floor exercise (9.850) against Nebraska (1/16)...Tsang won a pair of event titles in the meet against Illinois (1/29), as she scored 9.850 on the vault and tied a career-high 9.925 on the floor exercise...Against Michigan State (2/6), Tsang earned a season-best (9.850) on the uneven bars...Tsang took home another win on the floor exercise against Ohio State (2/13) with a score of 9.900...Also against Ohio State, Tsang placed second on the balance beam (9.875) and finished second in the all-around with a score of 39.300...In the season's first quad meet against Alabama, Cornell and Denver (2/20), Tsang placed third on the floor exercise with a 9.850 and finished fourth in the all-around (39.200)...Tsang captured her third floor exercise title of the season against Maryland (2/22) with a score of 9.900...Tsang hit 38.900 in the all-around against Southern Connecticut, Temple, West Chester and West Virginia (2/26) placing fourth...Tsang also captured her fourth floor exercise title of the year with a 9.925 at the Unite for Her meet (2/26)...At Arizona State (3/4), Tsang finished third in the all-around with a 39.150, placed second on the vault (9.875), third on the uneven bars (9.800) and fourth on the floor exercise (9.850)...At the Big Five Qualifier (3/12), Tsang tied a season-best 9.850 to tie for fifth on the uneven bars, tied a season-best 9.875 to tie for 10th on the balance beam and set a season-best 39.350 to finish tied for fifth in the all-around.

2015 (Freshman Year)

Competed in all 12 of the team's meets, including the NCAA Regional Championships...Competed in the all-around in each meet...Won at least one event title in each of her first seven career meets and posted at least one event win in eight of her 12 competitions...Earned Big Ten Freshman of the Week four times in 2015; Jan. 12, Jan. 26, Feb. 9 & March 16...Posted the highest all-around score by a PSU freshman in a season-opening meet with a tally of 39.225 vs. Cornell, New Hampshire and Rutgers (1/10).

Championship Season: Competed in the all-around at the Big Ten Championships (3/21)...Scored 39.350 in the all-around to finish tied for 10th...Tied for fifth on the uneven bars with a career-best-tying 9.900...Tallied a 9.850 on the floor exercise and a 9.800 on the vault and balance beam at the B1G Championships...Scored 39.100 in the all-around at the NCAA Regional Championships (4/4)...Tallied 9.850 on the vault, 9.825 on the uneven bars, 9.800 on the balance beam and 9.625 on the floor exercise at the Regional. **Regular Season:** Scored a career-high 39.500 in the all-around to win the competition

vs. Maryland (1/24)...Posted a 39.475 to win the all-around at West Virginia (3/8) and vs. No. 24 Michigan State (2/7)...Matched her B1G Championship score with a 39.350 at No. 8 Nebraska (1/17)...Scored 39.300 in the all-around at the B1G Five Meet (3/14) and in a quad-meet vs. Brockport, Iowa State and Penn (2/28)...Set a career-best of 9.950 on the vault twice; at No. 8 Nebraska (1/17) and to win the event at No. 14 Illinois (1/31)...Scored 9.900 on the event at the B1G Five Meet (3/14)...Won the vault at Pittsburgh (2/21; 9.875) and at West Virginia (3/8; 9.850)...Set a career-best with a 9.900 on the uneven bars at West Virginia (3/8) and equaled that at the B1G Championships...Scored 9.850 on the event to tie for the event title at No. 8 Nebraska...Also logged a 9.850 vs. Maryland (1/24) and No. 24 Michigan State (2/7)...Won the title on the balance beam with a career-best 9.950 vs. Maryland (1/24), tying for the ninth best score in school history...Scored 9.900 on the balance beam at No. 8 Nebraska (1/17)...Won the event title vs. No. 24 Michigan State (2/7) with a 9.875...Also scored 9.875 on the balance beam in a quad-meet vs. Brockport, Iowa State and Penn (2/28)...Won the balance beam title with a 9.800 in a quad-meet vs. Cornell, New Hampshire and Rutgers (1/10)...Won the floor exercise and posted a career-best score of 9.925 vs. No. 24 Ohio State (2/14)...Scored 9.875 on the floor exercise on four occasions; at West Virginia (3/8), at Pittsburgh (2/21), vs. No. 24 Michigan State (2/7) and vs. Maryland (1/24)...Won the event title vs. the Panthers and Terrapins.

Gymnastics Background

Competed for Flicka Gymnastics and coach Dorina Stan...Posted an eighth place showing in the all-around at the 2014 Canadian National Championships, winning vault crown and placing eighth on the uneven bars...Was the champion on vault the 2013 Elite Canada competition and placed 11th on the floor exercise at the event...Finished eighth on the floor exercise at the Senior Pan-Am Games in 2013...Claimed a pair of top-10 showings at the Challenge Cup in Portugal, finishing sixth on vault and seventh on the floor exercise...Placed fifth on vault and seventh on the floor exercise at the 2012 Canadian Championships...Claimed the 2011 Canada Winter Games vault title, placed third on the floor exercise and seventh in the all-around.

Personal

Born Briannah Bik-Yee Tsang in Vancouver, British Columbia, on January 26, 1996...Daughter of Tom and Veronica Tsang...Has one older brother, Nick, and one younger sister, Kaitlyn...Lists shopping as a hobby, Beyoncé as her favorite musical entertainer, manatees and seals as her favorite animals and twice baked potatoes as her favorite food...Says "Harry Potter" is her favorite book, "Grey's Anatomy" is her favorite television show, "Star Wars" is her favorite movie and Whistler, British Columbia, is her favorite place to visit...Biobehavioral health major.



*** - Event Winner**

	V	UB	BB	FX	AA
Bowling Green, BYU & Temple	9.850*	9.825	9.825*	9.850*	39.350*
Nebraska	9.800	9.775	9.625	9.825	39.025
Maryland	9.825*	9.900	9.825*	9.775	39.325*
Illinois	9.875*	9.675	--	8.925	--
Michigan State	9.725	9.800	9.850	9.875	39.250
Ohio State	9.775	9.900	9.825	9.900	39.400*
Sac St., TWU & W. Michigan	9.800	9.350	9.925*	9.875*	38.950
Pittsburgh	9.825*	9.800	9.725	9.900*	39.250*
Bridgeport, Penn & West Chester	9.875*	9.800	9.800	9.950*	39.425*
B1G Five Qualifier	9.800	9.450	9.875	9.875	39.000
Big Ten Championship	9.875	9.825	9.850	9.725	39.275
NCAA Regional	9.750	9.800	9.850	9.850	39.250
Season Best	9.875	9.900	9.925	9.950	39.425
Career Best	9.950	9.900	9.950	9.950	39.500



@PennStateWGYM

2017

/PennStateWomensGymnastics



2017 EVENT LEADERS

2017 MEET-BY-MEET TEAM LEADERS

Includes Ties

	V	UB	BB	FX	AA
Amber Autry	-	-	-	-	-
Sabrina Garcia	3	10	1	4	3
Mason Hosek	-	-	-	1	-
Jessica Jones	-	-	-	-	-
Gianna LaGuardia	1	-	-	-	-
Tess McCracken	-	-	-	-	-
Nicole Medvitz	-	-	10	-	-
Kristen Politz	-	3	-	1	1
Christina Postiglione	-	-	-	-	-
Chanen Raygoza	-	-	-	-	-
Peyton Schuller	-	-	-	1	-
Emma Sibson	3	-	-	-	-
Oni Timothy	-	-	-	-	-
Briannah Tsang	9	1	4	8	8
Mikayla Waddell	-	-	-	-	-

2017 EVENT WINNERS

2017 INDIVIDUAL EVENT TITLES

Sabrina Garcia		
Uneven Bars (4)		
1/7 Bowling Green, BYU & Temple	9.950	
1/21 Maryland	9.950	
2/25 Pittsburgh	9.925	
3/5 Penn Quad Meet	9.925	
Balance Beam (1)		
2/11 Ohio State	*9.875	
Floor Exercise (3)		
1/21 Maryland	*9.825	
2/4 Michigan State	*9.900	
2/19 TWU, Sac. St. & WMU	*9.875	
All Around (2)		
2/4 Michigan State	39.400	
2/19 TWU, Sac. St. & WMU	39.400	
Nicole Medvitz		
Balance Beam (7)		
1/15 Nebraska	9.900	
1/29 Illinois	9.925	
2/4 Michigan State	9.900	
2/11 Ohio State	*9.875	
2/25 Pittsburgh	9.875	
3/5 Penn Quad Meet	9.850	
3/11 Big Five Qualifier	*9.900	
Kristen Politz		
Floor Exercise (1)		
1/21 Maryland	*9.825	
Peyton Schuller		
Floor Exercise (1)		
1/21 Maryland	*9.825	
Briannah Tsang		
Vault (5)		
1/7 Bowling Green, BYU & Temple	9.850	
1/21 Maryland	9.825	
1/29 Illinois	9.875	
2/25 Pittsburgh	9.825	
3/5 Penn Quad Meet	*9.875	
Balance Beam (3)		
1/7 Bowling Green, BYU & Temple	*9.825	
1/21 Maryland	*9.825	
2/19 TWU, Sac. St. & WMU	9.925	
Floor Exercise (4)		
1/7 Bowling Green, BYU & Temple	9.850	
2/19 TWU, Sac. St. & WMU	*9.875	
2/25 Pittsburgh	9.900	
3/5 Penn Quad Meet	9.950	
All Around (5)		
1/7 Bowling Green, BYU & Temple	39.350	
1/21 Maryland	39.325	
2/11 Ohio State	*39.400	
2/25 Pittsburgh	39.250	
3/5 Penn Quad Meet	39.425	

CAREER INDIVIDUAL EVENT TITLES

	2017	Career
Gymnast		
Sabrina Garcia		
Vault	10	11
Uneven Bars	4	4
Balance Beam	1	1
Floor Exercise	3	3
All Around	2	2
Mason Hosek		
Balance Beam	-	1
Jessica Jones		
Balance Beam	-	3
Floor Exercise	-	1
All Around	-	1
Nicole Medvitz		
Uneven Bars	7	15
Balance Beam	-	14
Kristen Politz		
Floor Exercise	1	1
Chanen Raygoza		
Uneven Bars	-	1
Peyton Schuller		
Floor Exercise	1	1
Emma Sibson		
Vault	-	8
Floor Exercise	-	7
Oni Timothy		
Floor Exercise	-	1
Briannah Tsang		
Vault	17	41
Uneven Bars	5	12
Balance Beam	-	1
Floor Exercise	3	6
All-Around	4	12
	5	10

TEAM TITLES

Vault (4)		
1/7 Bowling Green, BYU & Temple	48.650	
1/21 Maryland	48.875	
2/4 Michigan State	48.825	
3/5 Penn Quad Meet	48.975	
Uneven Bars (5)		
1/21 Maryland	49.100	
2/4 Michigan State	49.125	
2/11 Ohio State	*49.225	
2/25 Pittsburgh	49.150	
3/5 Penn Quad Meet	49.275	
Balance Beam (7)		
1/7 Bowling Green, BYU & Temple	48.700	
1/15 Nebraska	48.775	
2/4 Michigan State	48.875	
2/11 Ohio State	48.975	
2/19 TWU, Sac. St. & WMU	49.300	
2/25 Pittsburgh	48.800	
3/5 Penn Quad Meet	48.650	
Floor Exercise (7)		
1/7 Bowling Green, BYU & Temple	48.825	
1/21 Maryland	49.050	
2/4 Michigan State	49.100	
2/11 Ohio State	49.275	
2/19 TWU, Sac. St. & WMU	49.100	
2/25 Pittsburgh	48.675	
3/5 Penn Quad Meet	49.300	

* Tie



INDIVIDUAL SCHOOL RECORDS

VAULT

1.	10.00	Brandi Personett	2/13/2010
		Brandi Personett	1/23/2010
		Katie Rowland	3/29/2003
		Katie Rowland	2/16/2003
5.	9.975	Emma Sibson	3/8/2014
		Sharaya Musser	3/7/2010
		Brandi Personett	2/2/2008
		Katie Rowland	3/8/2003
9.	9.950	Briannah Tsang	1/31/2015
		Krystal Welsh	1/31/2015
		Briannah Tsang	1/17/2015
		Emma Sibson	2/8/2014
		Madison Merriam	3/16/2013
		Madison Merriam	2/16/2013
		Sharaya Musser	3/17/2012
		Sharaya Musser	3/2/2012
		Sharaya Musser	1/15/2012
		Sharaya Musser	2/11/2011
		Sharaya Musser	3/20/2010
		Brandi Personett	4/10/2010
		Brandi Personett	2/20/2010
		Brandi Personett	2/13/2009
		Brandi Personett	1/30/2009
		Brandi Personett	3/29/2008
		Brandi Personett	3/31/2007
		Jennifer Orlando	2/25/2006
		Lisa Clark	2/13/2005
		Lisa Clark	4/3/2004
		Katie Rowland	4/12/003
		Katie Rowland	2/7/2003
		Katie Rowland	1/11/2003
		Katie Rowland	3/23/2002
		Katie Rowland	3/9/2002
		Katie Rowland	2/15/2002
		Katie Rowland	3/10/2001
		Gemma Cuff	3/2/2000
		Gemma Cuff	2/28/1998
		Joanna Knox	3/25/1995

UNEVEN BARS

1.	9.975	Natalie Ettl	2/18/2011
		Katie Perret	3/16/2007
3.	9.950	Sabrina Garcia	1/7/2017
		Sabrina Garcia	1/21/2017
		Kiera Brown	3/19/2016
		Kiera Brown	1/9/2016
		Krystal Welsh	3/8/2015
		Madison Merriam	2/23/2013
		Natalie Ettl	2/6/2011
		Natalie Ettl	3/7/2010
		Natalie Ettl	2/6/2010
		Katie McAvoy	3/1/2003
		Katie McAvoy	2/2/2002
		Katie Rowland	3/16/2002
		Katie Rowland	2/17/2001
		Maria Taylor	2/23/2001
		Nikki Smith	3/13/1999

BALANCE BEAM

1.	10.00	Katie Rowland	3/14/2003
		Nikki Smith	3/18/2000
		Missy Leopoldus	2/19/1999
		Missy Leopoldus	1/30/1999
5.	9.975	Nicole Medvitz	3/12/2016
		Meredith Hoover	2/25/2006
		Richelle Simpson	2/17/2001
		Maria Taylor	2/17/2001
		Nikki Smith	1/22/2000
10.	9.950	Sydney Sanabria-Robles	1/31/2015
		Briannah Tsang	1/24/2015
		Kassidy Stauder	3/8/2014
		Sharaya Musser	3/16/2013
		Sharaya Musser	2/11/2012
		Sharaya Musser	3/4/2011
		Brandi Personett	2/6/2010
		Kristal Uzelac	3/26/2005
		Katie Rowland	3/9/2002
		Nikki Smith	3/11/2000
		Nikki Smith	1/16/2000
		Missy Leopoldus	1999
		Missy Leopoldus	1/17/1998
		Nicole Malinak	2/28/1997

FLOOR EXERCISE

1.	10.00	Ellen Casey	2/19/1999
2.	9.975	Katie Rowland	3/14/2003
		Gemma Cuff	2/23/2001
		Ellen Casey	1999
5.	9.950	Briannah Tsang	3/5/2017
		Emma Sibson	3/8/2015
		Sharaya Musser	3/17/2012
		Sharaya Musser	3/4/2011
		Sharaya Musser	2/18/2011
		Brandi Personett	3/27/2010
		Brandi Personett	3/20/2010
		Brandi Personett	2/20/2010
		Brandi Personett	3/21/2009
		Brandi Personett	3/8/2009
		Brandi Personett	3/1/2009
		Brandi Personett	3/1/2008
		Brandi Personett	2/24/2007
		Kate Stopper	2/6/2004
		Katie Rowland	4/12/2003
		Katie Rowland	3/1/2003
		Katie Rowland	2/16/2003
		Katie Rowland	2/1/2003
		Katie Rowland	3/16/2002
		Katie Rowland	2/23/2001
		Katie Rowland	2/3/2001
		Leslie Bair	2/23/2001
		Richelle Simpson	2/23/2001
		Heather Duggan	2/19/2000
		Missy Leopoldus	3/14/1998
		Ellen Casey	1999
		Ellen Casey	2/28/1998
		Ellen Casey	3/16/1997

ALL-AROUND

1.	39.775	Katie Rowland	3/14/2003
2.	39.725	Sharaya Musser	3/4/2011
		Katie Rowland	3/9/2002
4.	39.700	Brandi Personett	2/20/2010
5.	39.675	Katie Rowland	2/16/2003
6.	39.650	Sharaya Musser	3/16/2013
		Sharaya Musser	3/17/2012
		Sharaya Musser	3/2/2012
		Katie Rowland	2/23/2001
		Katie Rowland	2/17/2001

NOTES: Listed alphabetically based on most recent performance.

TEAM SCHOOL RECORDS

VAULT

1.	49.550	at Illinois	1/31/2015
2.	49.500	Cornell, Iowa, Yale	1/23/2010
		at NCAA Regionals	4/3/2004
		at West Virginia w/ Rutgers	2/16/2003
5.	49.475	Kentucky	3/16/2013
		at West Virginia w/ Ball State	2/13/2005
7.	49.450	at N.H. w/Bridgeport, G. Wash.	3/8/2014
		Iowa State, Penn, SUNY-Brockport	2/28/2015
9.	49.425	Nebraska, Rutgers, Yale	2/10/2006
10.	49.400	at Pittsburgh	2/13/2010

UNEVEN BARS

1.	49.500	Massachusetts	2/23/2001
2.	49.425	Nebraska	3/1/2003
3.	49.375	at Maryland Quad	2/18/2011
		at Arizona w/ Kentucky, TWU	3/16/2007
		at Rhode Island	2/17/2001
5.	49.350	Michigan State	2/23/2013
		Maryland	3/17/2012
		at Big Ten Championships	3/27/2010
		Illinois	2/6/2010
		at Pittsburgh	3/18/2006
		at New Hampshire	3/6/2004
		New Hampshire	1/20/2001
		NCAA Regionals	4/10/1999
		Alabama	2/19/1999

BALANCE BEAM

1.	49.650	at Rhode Island	2/17/2001
2.	49.550	Big Ten Championships	3/18/2000
3.	49.425	Central Michigan	1/24/2004
4.	49.375	Iowa, Mich., Minn., Rutgers	3/12/2016
		at N.H. w/Bridgeport, G. Wash.	3/8/2014
		at Pittsburgh	2/28/2004
		Pennsylvania Championships	2/28/1997
8.	49.350	Maryland, Michigan, Bridgeport	3/7/2010
		at Illinois	1/13/2001
10.	49.300	Kentucky	3/16/2013
		Massachusetts	2/23/2001
		Balance Beam	2/19/2017

FLOOR EXERCISE

1.	49.725	Massachusetts	2/23/2001
2.	49.550	Pittsburgh	2/3/2001
3.	49.525	New Hampshire, Penn, Temple	3/9/2013
		Florida	1/30/1999
5.	49.500	Alabama	2/19/1999
6.	49.450	at Pittsburgh	3/11/2012
7.	49.425	NCAA Regionals	4/5/2014
		Big Ten Championships	3/22/2014
		at Big Ten Championships	3/21/2009
		Maryland	1/29/2005

TEAM

1.	197.450	Massachusetts	2/23/2001
2.	197.325	Kentucky	3/16/2013
3.	197.200	at N.H. w/Bridgeport, G. Wash.	3/8/2014
4.	197.125	Iowa, Mich., Minn., Rutgers	3/12/2016
5.	197.075	Maryland, North Carolina State	3/4/2011
6.	197.025	Alabama	2/19/1999
		Michigan State	2/7/2015
8.	196.975	New Hampshire, Penn, Temple	3/9/2013
9.	196.875	Pittsburgh	2/3/2001
10.	196.825	at Arizona w/Kentucky, TWU	3/16/2007



TOP INDIVIDUAL PERFORMERS

Vault	(Rowland/Personett, 10.00)		Balance Beam	(Rowland/Smith, 10.00)		All Around	(Rowland, 39.775)	
Briannah Tsang	9.875	1/29	Briannah Tsang	9.925	2/19	Briannah Tsang	39.425	3/5
Emma Sibson	9.850	2/4	Nicole Medvitz	9.925	1/29	Sabrina Garcia	39.400	2/4
Sabrina Garcia	9.850	2/4	Sabrina Garcia	9.875	2/11	Kristen Politz	39.050	1/15
Gianna LaGuardia	9.800	1/15	Mason Hosek	9.825	2/19	Nicole Medvitz	38.425	2/19
Mason Hosek	9.800	2/25	Kristen Politz	9.800	1/7	Jessica Jones	38.075	1/7
Kristen Politz	9.775	3/11	Peyton Schuller	9.750	2/19			
Jessica Jones	9.725	1/15	Tess McCracken	9.750	1/29			
Nicole Medvitz	9.625	2/19	Jessica Jones	9.725	1/7			
Mikayla Waddell	9.600	2/4	Mikayla Waddell	9.700	2/4			
Oni Timothy	9.425	2/19	Emma Sibson	9.675	2/11			
			Oni Timothy	9.575	3/11			
Uneven Bars	(Perret/Ettl, 9.975)		Floor Exercise	(Ellen Casey, 10.00)				
Sabrina Garcia	9.950	1/7	Briannah Tsang	9.950	3/5			
Briannah Tsang	9.900	1/21	Sabrina Garcia	9.900	2/4			
Kristen Politz	9.875	1/15	Emma Sibson	9.850	2/11			
Nicole Medvitz	9.850	3/5	Mason Hosek	9.850	3/5			
Chanel Raygoza	9.825	3/5	Oni Timothy	9.850	2/11			
Gianna LaGuardia	9.825	2/11	Peyton Schuller	9.850	2/4			
Jessica Jones	9.800	1/15	Kristen Politz	9.825	1/21			
Tess McCracken	9.750	2/4	Jessica Jones	9.800	1/7			
			Nicole Medvitz	9.675	2/19			
			Tess McCracken	9.325	1/29			

TOP TEAM PERFORMANCES

Vault	(2015, 49.550)		Balance Beam	(2001, 49.650)		Team Score	(2001, 197.450)	
Penn Quad Meet	48.975	3/5	TWU Quad Meet	49.300	2/19	Penn Quad Meet	196.200	3/5
Maryland	48.875	1/21	Big Five Qualifier	49.125	3/11	Michigan State	195.925	2/4
Michigan State	48.825	2/4	Ohio State	48.975	2/11	Ohio State	195.850	2/11
Big Five Qualifier	48.825	3/11	Michigan State	48.875	2/4	Maryland	195.525	1/21
NCAA Regionals	48.800	4/1	Illinois	48.850	1/29	Big Five Qualifier	195.450	3/11
Uneven Bars	(2001, 49.500)		Floor Exercise	(2001, 49.725)				
Penn Quad Meet	49.275	3/5	Penn Quad Meet	49.300	3/5			
Ohio State	49.225	2/11	Ohio State	49.275	2/11			
Pittsburgh	49.150	2/25	Michigan State	49.100	2/4			
Michigan State	49.125	2/4	TWU Quad Meet	49.100	2/19			
Maryland	49.100	1/21	Maryland	49.050	1/21			

SCHEDULE & RESULTS

Date	Opponent	Time/Result	Record
JAN. 7	BOWLING GREEN, BYU & TEMPLE	1ST, 194.625	3-0
Jan. 15	at Nebraska *	L, 195.700-192.900	3-1, 0-1 B1G
JAN. 21	MARYLAND *	W, 195.525-194.725	4-1, 1-1 B1G
Jan. 29	at Illinois *	L, 195.625-193.250	4-2, 1-2 B1G
FEB. 4	MICHIGAN STATE *	W, 195.925-194.775	5-2, 2-2 B1G
FEB. 11	OHIO STATE *	L, 195.950-195.850	5-3, 2-3 B1G
Feb. 19	at TWU, Sac. St., & W. Michigan	4TH, 194.550	5-6, 2-3 B1G
FEB. 25	PITTSBURGH	W, 195.200-193.525	6-6, 2-3 B1G
March 5	at Penn, Bridgeport & West Chester	1ST, 196.200	9-6, 2-3 B1G
March 11	at B1G Five Qualifier *	3RD, 195.450	11-8, 4-5 B1G
March 18	at Big Ten Championships	T-6TH, 195.200	
April 1	at NCAA Regional Championships	4TH, 195.325	
April 14	at NCAA National Championships	8 PM	

HOME MEETS IN BOLD CAPS All Times Eastern * - Big Ten Competition



TEAM MEET-BY-MEET

Date - Opponent	Event Order	V	UB	BB	FX	TEAM
Jan. 7 - Bowling Green, BYU & Temple	V, UB, BB, FX	48.650	48.450	48.700	48.825	194.625
Jan. 15 - at Nebraska *	UB, V, FX, BB	48.025	48.975	48.775	47.125	192.900
Jan. 21 - Maryland *	V, UB, BB, FX	48.875	49.100	48.500	49.050	195.525
Jan. 29 - at Illinois *	UB, V, FX, BB	48.250	48.675	48.850	47.475	193.250
Feb. 4 - Michigan State *	V, UB, BB, FX	48.825	49.125	48.875	49.100	195.925
Feb. 11 - Ohio State *	V, UB, BB, FX	48.375	49.225	48.975	49.275	195.850
Feb. 19 - at TWU, Sac. St. & W. Michigan	UB, BB, FX, V	48.575	47.575	49.300	49.100	194.550
Feb. 25 - Pittsburgh	V, UB, BB, FX	48.575	49.150	48.800	48.675	195.200
March 5 - at Penn, Bridgeport & West Chester	FX, V, UB, BB	48.975	49.275	48.650	49.300	196.200
March 11 - at Big Five Qualifier *	UB, BB, FX, V	48.825	48.575	49.125	48.925	195.450
March 18 - at Big Ten Championships	UB, BB, FX, V	48.600	49.100	48.800	48.700	195.200
April 1 - at NCAA Regional Championships	BB, FX, V, UB	48.800	49.050	48.800	48.675	195.325

SEASON HIGH IN BOLD

* Big Ten Meet

TOP FIFTEEN PERFORMANCES

Vault (Rowland/Personett, 10.00)			Balance Beam (Rowland/Smith, 10.00)			All Around (Rowland, 39.775)		
Briannah Tsang	9.875	1/29	Briannah Tsang	9.925	2/19	Briannah Tsang	39.425	3/5
Briannah Tsang	9.875	3/5	Nicole Medvitz	9.925	1/29	Briannah Tsang	39.400	2/11
Briannah Tsang	9.875	3/18	Nicole Medvitz	9.900	1/15	Sabrina Garcia	39.400	2/4
Briannah Tsang	9.850	1/7	Nicole Medvitz	9.900	2/4	Sabrina Garcia	39.400	2/19
Emma Sibson	9.850	2/4	Nicole Medvitz	9.900	2/19	Briannah Tsang	39.350	1/7
Sabrina Garcia	9.850	2/4	Nicole Medvitz	9.900	3/11	Briannah Tsang	39.325	1/21
Sabrina Garcia	9.850	3/5	Briannah Tsang	9.875	3/11	Sabrina Garcia	39.325	2/11
Briannah Tsang	9.825	1/21	Nicole Medvitz	9.875	2/11	Briannah Tsang	39.275	3/18
Briannah Tsang	9.825	2/25	Nicole Medvitz	9.875	2/25	Briannah Tsang	39.250	4/1
Emma Sibson	9.825	2/11	Sabrina Garcia	9.875	2/11	Briannah Tsang	39.250	2/4
Emma Sibson	9.825	4/1	Sabrina Garcia	9.875	2/19	Briannah Tsang	39.250	2/25
Briannah Tsang	9.800	1/15	Briannah Tsang	9.850	2/4	Sabrina Garcia	39.225	3/5
Briannah Tsang	9.800	2/19	Briannah Tsang	9.850	3/18	Sabrina Garcia	39.125	1/29
Briannah Tsang	9.800	3/11	Nicole Medvitz	9.850	3/5	Sabrina Garcia	39.100	3/18
Emma Sibson	9.800	1/21	Nicole Medvitz	9.850	3/18	Sabrina Garcia	39.050	4/1
Gianna LaGuardia	9.800	1/15	Briannah Tsang	9.850	4/1	Kristen Politz	39.050	1/15
Gianna LaGuardia	9.800	3/5	Nicole Medvitz	9.850	4/1	Kristen Politz	39.050	1/21
Mason Hosek	9.800	2/25						
Sabrina Garcia	9.800	2/19						
Sabrina Garcia	9.800	2/25						
Sabrina Garcia	9.800	3/11						
Gianna LaGuardia	9.800	4/1						
Uneven Bars (Perret/Ettl, 9.975)			Floor Exercise (Ellen Casey, 10.00)					
Sabrina Garcia	9.950	1/7	Briannah Tsang	9.950	3/5			
Sabrina Garcia	9.950	1/21	Briannah Tsang	9.900	2/11			
Sabrina Garcia	9.925	2/25	Briannah Tsang	9.900	2/25			
Sabrina Garcia	9.925	3/5	Sabrina Garcia	9.900	2/4			
Briannah Tsang	9.900	1/21	Sabrina Garcia	9.900	3/5			
Briannah Tsang	9.900	2/11	Briannah Tsang	9.875	2/4			
Sabrina Garcia	9.900	2/11	Briannah Tsang	9.875	2/19			
Sabrina Garcia	9.900	3/18	Briannah Tsang	9.875	3/11			
Sabrina Garcia	9.900	4/1	Sabrina Garcia	9.875	2/19			
Kristen Politz	9.875	1/15	Briannah Tsang	9.850	1/7			
Kristen Politz	9.875	3/5	Emma Sibson	9.850	2/11			
Sabrina Garcia	9.875	3/11	Mason Hosek	9.850	3/5			
Kristen Politz	9.850	2/4	Oni Timothy	9.850	2/11			
Kristen Politz	9.850	2/25	Peyton Schuller	9.850	2/4			
Nicole Medvitz	9.850	3/5	Sabrina Garcia	9.850	2/11			
Nicole Medvitz	9.850	3/11	Sabrina Garcia	9.850	3/11			
Sabrina Garcia	9.850	2/4	Briannah Tsang	9.850	4/1			
Sabrina Garcia	9.850	2/19						
Kristen Politz	9.850	4/1						



2017 GYMNAST MEET-BY-MEET

Amber Austry	So.	Mason Hosek	So.	Tess McCracken	Fr.
Sabrina Garcia	So.	Vault	(9.800, 3/4/16)	Uneven Bars	(9.750, 2/4)
All Around	(39.400, 2/4)	Bowling Green, BYU & Temple (1/7)	9.575 (21)	Bowling Green, BYU & Temple (1/7)	9.650^
Bowling Green, BYU & Temple (1/7)	38.700 (4)	Ohio State (2/11)	9.550 (10)	Nebraska (1/15)	9.700^
Nebraska (1/15)	37.800 (5)	TWU Quad Meet (2/19)	9.775 (7)	Maryland (1/21)	9.650 (11)
Maryland (1/21)	38.725 (3)	Pittsburgh (2/25)	9.800 (2)	Illinois (1/29)	9.100 (12)
Illinois (1/29)	39.125 (2)	Penn Quad Meet (3/5)	9.775 (9)	Michigan State (2/4)	9.750 (9)
Michigan State (2/4)	39.400 (1)	Big Five Qualifier (3/11)	9.725 (20)	Balance Beam	(9.750, 1/29)
Ohio State (2/11)	39.325 (3)	Big Ten Championships (3/18)	9.675 (49)	Nebraska (1/15)	9.625 (8)
TWU Quad Meet (2/19)	39.400 (1)	NCAA Regionals (4/1)	9.725 (32)	Maryland (1/21)	9.675^
Pittsburgh (2/25)	38.925 (2)	Balance Beam	(9.825, 1/16/16)	Illinois (1/29)	9.750 (7)
Penn Quad Meet (3/5)	39.225 (3)	Bowling Green, BYU & Temple (1/7)	9.800 (3)	Michigan State (2/4)	9.725^
Big Ten Championships (3/18)	39.100 (11)	Michigan State (2/4)	9.625 (10)	Floor Exercise	(9.325, 1/29)
NCAA Regionals (4/1)	39.050 (7)	Ohio State (2/11)	9.725 (7)	Illinois (1/29)	9.325 (10)
Vault	(9.850, 2/4)	TWU Quad Meet (2/19)	9.825 (7)	Nicole Medvitz	Sr.
Bowling Green, BYU & Temple (1/7)	9.775 (3)	Pittsburgh (2/25)	9.800 (3)	All-Around	(38.425, 2/19)
Nebraska (1/15)	8.950 (11)	Penn Quad Meet (3/5)	9.825 (2)	TWU Quad Meet (2/19)	38.425 (9)
Maryland (1/21)	9.750 (4)	Big Five Qualifier (3/11)	9.800 (11)	Vault	(9.625, 2/19)
Illinois (1/29)	9.725 (3)	Big Ten Championships (3/18)	9.675 (46)	Maryland (1/21)	9.525 (12)
Michigan State (2/4)	9.850 (2)	NCAA Regionals (4/1)	9.725 (25)	TWU Quad Meet (2/19)	9.625 (20)
Ohio State (2/11)	9.700 (9)	Floor Exercise	(9.850, 3/12/16)	Pittsburgh (2/25)	9.575 (10)
TWU Quad Meet (2/19)	9.800 (4)	Bowling Green, BYU & Temple (1/7)	9.000 (20)	Uneven Bars	(9.850, 3/22/14)
Pittsburgh (2/25)	9.800 (2)	Pittsburgh (2/25)	9.750 (5)	Bowling Green, BYU & Temple (1/7)	9.250 (20)
Penn Quad Meet (3/5)	9.850 (4)	Penn Quad Meet (3/5)	9.850 (5)	Nebraska (1/15)	9.800 (7)
Big Five Qualifier (3/11)	9.800 (9)	Big Five Qualifier (3/11)	9.750 (24)	Maryland (1/21)	9.725 (8)
Big Ten Championships (3/18)	9.725 (40)	Big Ten Championships (3/18)	9.825 (24)	Illinois (1/29)	9.750 (7)
NCAA Regionals (4/1)	9.700 (34)	NCAA Regionals (4/1)	9.800 (13)	Michigan State (2/4)	9.825 (4)
Uneven Bars	(9.950, 1/7)	Jessica Jones	So.	Ohio State (2/11)	9.775 (9)
Bowling Green, BYU & Temple (1/7)	9.950 (1)	All Around	(39.175, 3/4/16)	TWU Quad Meet (2/19)	9.225 (23)
Nebraska (1/15)	9.275 (12)	Bowling Green, BYU & Temple (1/7)	38.075 (6)	Pittsburgh (2/25)	9.825 (3)
Maryland (1/21)	9.950 (1)	Vault	(9.825, 3/4/16)	Penn Quad Meet (3/5)	9.850 (19)
Illinois (1/29)	9.775 (4)	Bowling Green, BYU & Temple (1/7)	9.600 (19)	Big Five Qualifier (3/11)	9.850 (8)
Michigan State (2/4)	9.850 (2)	Nebraska (1/15)	9.725 (8)	Big Ten Championships (3/18)	9.825 (15)
Ohio State (2/11)	9.900 (2)	Uneven Bars	(9.850, 1/29/16)	NCAA Regionals (4/1)	9.800 (15)
TWU Quad Meet (2/19)	9.850 (3)	Bowling Green, BYU & Temple (1/7)	8.950 (21)	Balance Beam	(9.975, 3/12/16)
Pittsburgh (2/25)	9.925 (1)	Nebraska (1/15)	9.800 (7)	Bowling Green, BYU & Temple (1/7)	9.550 (18)
Penn Quad Meet (3/5)	9.925 (1)	Balance Beam	(9.875, 3/4/16)	Nebraska (1/15)	9.900 (1)
Big Five Qualifier (3/11)	9.875 (5)	Bowling Green, BYU & Temple (1/7)	9.725 (8)	Maryland (1/21)	9.775 (3)
Big Ten Championships (3/18)	9.900 (2)	Floor Exercise	(9.850, 1/9/16)	Illinois (1/29)	9.925 (1)
NCAA Regionals (4/1)	9.900 (2)	Bowling Green, BYU & Temple (1/7)	9.800 (3)	Michigan State (2/4)	9.900 (1)
Balance Beam	(9.875, 2/11)	Nebraska (1/15)	8.000 (11)	Ohio State (2/11)	9.875 (1)
Bowling Green, BYU & Temple (1/7)	9.150 (22)	Gianna LaGuardia	So.	TWU Quad Meet (2/19)	9.900 (2)
Nebraska (1/15)	9.775 (6)	Vault	(9.800, 1/29/16)	Pittsburgh (2/25)	9.875 (1)
Maryland (1/21)	9.200 (11)	Bowling Green, BYU & Temple (1/7)	9.700 (10)	Penn Quad Meet (3/5)	9.850 (1)
Illinois (1/29)	9.825 (3)	Nebraska (1/15)	9.800 (3)	Big Five Qualifier (3/11)	9.900 (1)
Michigan State (2/4)	9.800 (5)	Maryland (1/21)	9.750 (4)	Big Ten Championships (3/18)	9.850 (10)
Ohio State (2/11)	9.875 (1)	Illinois (1/29)	9.650 (7)	NCAA Regionals (4/1)	9.850 (5)
TWU Quad Meet (2/19)	9.875 (5)	Michigan State (2/4)	9.700 (7)	Floor Exercise	(9.675, 2/19)
Pittsburgh (2/25)	9.600 (10)	Ohio State (2/11)	9.525 (11)	TWU Quad Meet (2/19)	9.675 (23)
Penn Quad Meet (3/5)	9.550 (12)	TWU Quad Meet (2/19)	9.575 (21)	Kristen Politz	Fr.
Big Ten Championships (3/18)	9.675 (46)	Pittsburgh (2/25)	9.225 (12)	All Around	(39.050, 1/15)
NCAA Regionals (4/1)	9.725 (25)	Penn Quad Meet (3/5)	9.800 (5)	Nebraska (1/15)	39.050 (3)
Floor Exercise	(9.900, 3/12/16)	Big Five Qualifier (3/11)	9.725 (20)	Maryland (1/21)	39.050 (2)
Bowling Green, BYU & Temple (1/7)	9.825 (2)	Big Ten Championships (3/18)	9.575 (56)	Illinois (1/29)	38.700 (4)
Nebraska (1/15)	9.800 (5)	NCAA Regionals (4/1)	9.800 (14)	Michigan State (2/4)	38.575 (4)
Maryland (1/21)	9.825 (1)	Uneven Bars	(9.825, 2/11)	Ohio State (2/11)	38.450 (4)
Illinois (1/29)	9.800 (3)	Bowling Green, BYU & Temple (1/7)	9.650 (13)	Pittsburgh (2/25)	38.200 (3)
Michigan State (2/4)	9.900 (1)	Nebraska (1/15)	9.725 (11)	Penn Quad Meet (3/5)	38.975 (4)
Ohio State (2/11)	9.850 (4)	Maryland (1/21)	9.750 (7)	Big Five Qualifier (3/11)	38.300 (9)
TWU Quad Meet (2/19)	9.875 (1)	Illinois (1/29)	9.500^	Big Ten Championships (3/18)	38.775 (16)
Pittsburgh (2/25)	9.600 (8)	Michigan State (2/4)	9.675^	NCAA Regionals (4/1)	37.050 (18)
Penn Quad Meet (3/5)	9.900 (3)	Ohio State (2/11)	9.825 (6)	KEY	
Big Five Qualifier (3/11)	9.850 (7)	TWU Quad Meet (2/19)	9.475 (21)	Event	(Career Best, Date)
Big Ten Championships (3/18)	9.800 (30)	Pittsburgh (2/25)	9.750 (5)	Meet (Date)	Score (Place)
NCAA Regionals (4/1)	9.725 (31)	Penn Quad Meet (3/5)	9.725 (12)		
		Big Five Qualifier (3/11)	9.650 (21)		
		Big Ten Championships (3/18)	9.750 (38)		
		NCAA Regionals (4/1)	9.700 (26)		



2017 GYMNAST MEET-BY-MEET

Vault	(9.850, 2/4)	Peyton Schuller	So.	Penn Quad Meet (3/5)	39.425 (1)
Nebraska (1/15)	9.625 (9)	Balance Beam	(9.750, 2/19)	Big Five Qualifier (3/11)	39.000 (5)
Maryland (1/21)	9.750 (4)	Nebraska (1/15)	9.675 (7)	Big Ten Championships (3/18)	39.275 (7)
Illinois (1/29)	9.525 (10)	Maryland (1/21)	9.625 (9)	NCAA Regionals (4/1)	39.250 (4)
Michigan State (2/4)	9.850 (7)	Illinois (1/29)	9.100 (12)		
Ohio State (2/11)	9.250 (12)	Ohio State (2/11)	9.575^	Vault	(9.950, 1/31/15)
Pittsburgh (2/25)	9.575 (10)	TWU Quad Meet (2/19)	9.750 (16)	Bowling Green, BYU & Temple (1/7)	9.850 (1)
Penn Quad Meet (3/5)	9.675 (13)	Pittsburgh (2/25)	9.700 (7)	Nebraska (1/15)	9.800 (3)
Big Five Qualifier (3/11)	9.775 (16)	Penn Quad Meet (3/5)	9.550 (12)	Maryland (1/21)	9.825 (1)
Big Ten Championships (3/18)	9.750 (36)	Big Five Qualifier (3/11)	9.750 (17)	Illinois (1/29)	9.875 (1)
NCAA Regionals (4/1)	9.525 (41)	Big Ten Championships (3/18)	9.500 (55)	Michigan State (2/4)	9.725 (6)
		NCAA Regionals (4/1)	9.650 (34)	Ohio State (2/11)	9.775 (3)
Uneven Bars	(9.875, 1/15)	Floor Exercise	(9.850, 2/4)	TWU Quad Meet (2/19)	9.800 (4)
Bowling Green, BYU & Temple (1/7)	9.775 (8)	Bowling Green, BYU & Temple (1/7)	9.675 (8)	Pittsburgh (2/25)	9.825 (1)
Nebraska (1/15)	9.875 (3)	Nebraska (1/15)	9.750 (7)	Penn Quad Meet (3/5)	9.875 (1)
Maryland (1/21)	9.775 (4)	Maryland (1/21)	9.825 (1)	Big Five Qualifier (3/11)	9.800 (9)
Illinois (1/29)	9.825 (2)	Illinois (1/29)	9.750 (7)	Big Ten Championships (3/18)	9.875 (3)
Michigan State (2/4)	9.850 (2)	Michigan State (2/4)	9.850 (4)	NCAA Regionals (4/1)	9.750 (25)
Ohio State (2/11)	9.825 (6)	Ohio State (2/11)	9.825 (7)		
TWU Quad Meet (2/19)	9.675 (17)	TWU Quad Meet (2/19)	9.825 (3)	Uneven Bars	(9.900, 3/8/15)
Pittsburgh (2/25)	9.850 (2)	Pittsburgh (2/25)	9.800 (9)	Bowling Green, BYU & Temple (1/7)	9.825 (4)
Penn Quad Meet (3/5)	9.875 (2)	Big Five Qualifier (3/11)	9.650 (26)	Nebraska (1/15)	9.775 (9)
Big Five Qualifier (3/11)	8.925 (27)	Big Ten Championships (3/18)	9.750 (38)	Maryland (1/21)	9.900 (2)
Big Ten Championships (3/18)	9.800 (21)	NCAA Regionals (4/1)	9.750 (26)	Illinois (1/29)	9.675 (10)
NCAA Regionals (4/1)	9.850 (6)			Michigan State (2/4)	9.800 (6)
Balance Beam	(9.800, 1/7)	Emma Sibson	Sr.	Ohio State (2/11)	9.900 (2)
Bowling Green, BYU & Temple (1/7)	9.800 (3)	All-Around	(39.400, 2/7/15)	TWU Quad Meet (2/19)	9.350 (22)
Nebraska (1/15)	9.800 (4)	Vault	(9.975, 3/8/14)	Pittsburgh (2/25)	9.800 (4)
Maryland (1/21)	9.700 (4)	Bowling Green, BYU & Temple (1/7)	9.725 (7)	Penn Quad Meet (3/5)	9.800 (6)
Illinois (1/29)	9.675 (9)	Nebraska (1/15)	9.075 (10)	Big Five Qualifier (3/11)	9.450 (24)
Michigan State (2/4)	9.275 (11)	Maryland (1/21)	9.800 (2)	Big Ten Championships (3/18)	9.825 (15)
Ohio State (2/11)	9.575 (11)	Michigan State (2/4)	9.850 (2)	NCAA Regionals (4/1)	9.800 (15)
TWU Quad Meet (2/19)	9.775 (12)	Ohio State (2/11)	9.825 (2)		
Pittsburgh (2/25)	9.700 (7)	NCAA Regionals (4/1)	9.825 (11)	Balance Beam	(9.950, 1/24/15)
Penn Quad Meet (3/5)	9.625 (8)	Uneven Bars	(9.825, 2/7/15)	Bowling Green, BYU & Temple (1/7)	9.825 (1)
Big Five Qualifier (3/11)	9.800 (11)	Balance Beam	(9.825, 4/5/14)	Nebraska (1/15)	9.625 (8)
Big Ten Championships (3/18)	9.750 (30)	Maryland (1/21)	9.575 (10)	Maryland (1/21)	9.825 (1)
NCAA Regionals (4/1)	9.075 (42)	Ohio State (2/11)	9.675 (8)	Michigan State (2/4)	9.850 (2)
Floor Exercise	(9.825, 1/21)	Floor Exercise	(9.950, 3/8/15)	Ohio State (2/11)	9.825 (3)
Bowling Green, BYU & Temple (1/7)	9.675 (8)	Maryland (1/21)	8.400 (12)	TWU Quad Meet (2/19)	9.925 (1)
Nebraska (1/15)	9.750 (7)	Michigan State (2/4)	9.700 (10)	Pittsburgh (2/25)	9.725 (5)
Maryland (1/21)	9.825 (1)	Ohio State (2/11)	9.850 (4)	Penn Quad Meet (3/5)	9.800 (3)
Illinois (1/29)	9.675 (9)	Oni Timothy	Jr.	Big Five Qualifier (3/11)	9.875 (3)
Michigan State (2/4)	9.750 (8)	Vault	(9.875, 1/31/15)	Big Ten Championships (3/18)	9.850 (10)
Ohio State (2/11)	9.800 (9)	TWU Quad Meet (2/19)	9.425 (23)	NCAA Regionals (4/1)	9.850 (5)
TWU Quad Meet (2/19)	9.800 (8)	Big Ten Championships (3/18)	9.075 (60)		
Pittsburgh (2/25)	9.075 (12)	Balance Beam	(9.775^, 1/16/16)	Floor Exercise	(9.950, 3/5)
Penn Quad Meet (3/5)	9.800 (9)	Penn Quad Meet (3/5)	9.600^	Bowling Green, BYU & Temple (1/7)	9.850 (1)
Big Five Qualifier (3/11)	9.800 (19)	Big Five Qualifier (3/11)	9.575 (23)	Nebraska (1/15)	9.825 (2)
Big Ten Championships (3/18)	9.475 (59)	Floor Exercise	(9.900, 2/7/15)	Maryland (1/21)	9.775 (8)
NCAA Regionals (4/1)	8.600 (42)	Maryland (1/21)	9.800 (4)	Illinois (1/29)	8.925 (11)
Christina Postiglione	Sr.	Michigan State (2/4)	9.725 (9)	Michigan State (2/4)	9.875 (3)
Uneven Bars	(9.825, 3/21/15)	Ohio State (2/11)	9.850 (4)	Ohio State (2/11)	9.900 (2)
Balance Beam	(9.850, 3/21/15)	TWU Quad Meet (2/19)	9.725 (19)	TWU Quad Meet (2/19)	9.875 (1)
Floor Exercise	(9.775^, 1/15)	Pittsburgh (2/25)	9.600 (8)	Pittsburgh (2/25)	9.900 (1)
Chanen Raygoza	Jr.	Penn Quad Meet (3/5)	9.075 (24)	Penn Quad Meet (3/5)	9.950 (1)
Vault	(9.850, 3/12/16)	Big Five Qualifier (3/11)	9.000 (30)	Big Five Qualifier (3/11)	9.875 (4)
Uneven Bars	(9.900, 3/14/15)	Big Ten Championships (3/18)	9.600 (53)	Big Ten Championships (3/18)	9.725 (44)
Illinois (1/29)	9.650 (11)	NCAA Regionals (4/1)	9.550 (39)	NCAA Regionals (4/1)	9.850 (6)
Michigan State (2/4)	9.800 (6)	Briannah Tsang	Jr.		
Ohio State (2/11)	9.100 (12)	All-Around	(39.500, 1/24/15)	Mikayla Waddell	Fr.
Penn Quad Meet (3/5)	9.825 (4)	Bowling Green, BYU & Temple (1/7)	39.350 (1)	Vault	(9.600, 2/4)
Big Five Qualifier (3/11)	9.750 (18)	Nebraska (1/15)	39.025 (4)	Illinois (1/29)	9.475 (11)
Big Ten Championships (3/18)	9.050 (57)	Maryland (1/21)	39.325 (1)	Michigan State (2/4)	9.600 (11)
NCAA Regionals (4/1)	9.650 (29)	Michigan State (2/4)	39.250 (3)	Penn Quad Meet (3/5)	9.600 (19)
Balance Beam	(9.850, 3/12/16)	Ohio State (2/11)	39.400 (1)	Big Five Qualifier (3/11)	9.450 (28)
		TWU Quad Meet (2/19)	38.950 (7)	Balance Beam	(9.700, 2/4)
		Pittsburgh (2/25)	39.250 (1)	Illinois (1/29)	9.675 (9)
				Michigan State (2/4)	9.700 (7)

KEY
Event (Career Best, Date)
 Meet (Date) Score (Place)



2017 GYMNAST TOP PERFORMANCES

Amber Austry	So.	Big Ten Championships (3/18)	9.675 (49)	Balance Beam	(9.750, 1/29)
		Bowling Green, BYU & Temple (1/7)	9.575 (21)	Illinois (1/29)	9.750 (7)
		Ohio State (2/11)	9.550 (10)	Michigan State (2/4)	9.725^
Sabrina Garcia	So.			Maryland (1/21)	9.675^
All Around	(39.400, 2/4)	Balance Beam	(9.825, 1/16/16)	Nebraska (1/15)	9.625 (8)
Michigan State (2/4)	39.400 (1)	TWU Quad Meet (2/19)	9.825 (7)	Floor Exercise	(9.325, 1/29)
TWU Quad Meet (2/19)	39.400 (1)	Penn Quad Meet (3/5)	9.825 (2)	Illinois (1/29)	9.325 (10)
Ohio State (2/11)	39.325 (3)	Bowling Green, BYU & Temple (1/7)	9.800 (3)	Nicole Medvitz	Sr.
Penn Quad Meet (3/5)	39.225 (3)	Pittsburgh (2/25)	9.800 (3)	All-Around	(38.425, 2/19)
Illinois (1/29)	39.125 (2)	Big Five Qualifier (3/11)	9.800 (11)	TWU Quad Meet (2/19)	38.425 (9)
Big Ten Championships (3/18)	39.100 (11)	Ohio State (2/11)	9.725 (7)	Vault	(9.625, 2/19)
NCAA Regionals (4/1)	39.050 (7)	NCAA Regionals (4/1)	9.725 (25)	TWU Quad Meet (2/19)	9.625 (20)
Pittsburgh (2/25)	38.925 (2)	Big Ten Championships (3/18)	9.675 (46)	Pittsburgh (2/25)	9.575 (10)
Maryland (1/21)	38.725 (3)	Michigan State (2/4)	9.625 (10)	Maryland (1/21)	9.525 (12)
Bowling Green, BYU & Temple (1/7)	38.700 (4)	Floor Exercise	(9.850, 3/12/16)	Uneven Bars	(9.850, 3/22/14)
Nebraska (1/15)	37.800 (5)	Penn Quad Meet (3/5)	9.850 (5)	Penn Quad Meet (3/5)	9.850 (3)
Vault	(9.850, 2/4)	Big Ten Championships (3/18)	9.825 (24)	Big Five Qualifier (3/11)	9.850 (8)
Michigan State (2/4)	9.850 (2)	NCAA Regionals (4/1)	9.800 (13)	Michigan State (2/4)	9.825 (4)
Penn Quad Meet (3/5)	9.850 (4)	Pittsburgh (2/25)	9.750 (5)	Pittsburgh (2/25)	9.825 (3)
TWU Quad Meet (2/19)	9.800 (4)	Big Five Qualifier (3/11)	9.750 (24)	Big Ten Championships (3/18)	9.825 (15)
Pittsburgh (2/25)	9.800 (2)	Bowling Green, BYU & Temple (1/7)	9.000 (20)	Nebraska (1/15)	9.800 (7)
Big Five Qualifier (3/11)	9.800 (9)	Jessica Jones	So.	NCAA Regionals (4/1)	9.800 (15)
Bowling Green, BYU & Temple (1/7)	9.775 (3)	All Around	(39.175, 3/4/16)	Ohio State (2/11)	9.775 (9)
Maryland (1/21)	9.750 (4)	Bowling Green, BYU & Temple (1/7)	38.075 (6)	Illinois (1/29)	9.750 (7)
Illinois (1/29)	9.725 (3)	Vault	(9.825, 3/4/16)	Maryland (1/21)	9.725 (8)
Big Ten Championships (3/18)	9.725 (40)	Nebraska (1/15)	9.725 (8)	Bowling Green, BYU & Temple (1/7)	9.250 (20)
Ohio State (2/11)	9.700 (9)	Bowling Green, BYU & Temple (1/7)	9.600 (19)	TWU Quad Meet (2/19)	9.225 (23)
NCAA Regionals (4/1)	9.700 (34)	Uneven Bars	(9.850, 1/29/16)	Balance Beam	(9.975, 3/12/16)
Nebraska (1/15)	8.950 (11)	Nebraska (1/15)	9.800 (7)	Illinois (1/29)	9.925 (1)
Uneven Bars	(9.950, 1/7)	Bowling Green, BYU & Temple (1/7)	8.950 (21)	Nebraska (1/15)	9.900 (1)
Bowling Green, BYU & Temple (1/7)	9.950 (1)	Balance Beam	(9.875, 3/4/16)	Michigan State (2/4)	9.900 (1)
Maryland (1/21)	9.950 (1)	Bowling Green, BYU & Temple (1/7)	9.725 (8)	TWU Quad Meet (2/19)	9.900 (2)
Pittsburgh (2/25)	9.925 (1)	Floor Exercise	(9.850, 1/9/16)	Big Five Qualifier (3/11)	9.900 (1)
Penn Quad Meet (3/5)	9.925 (1)	Bowling Green, BYU & Temple (1/7)	9.800 (3)	Ohio State (2/11)	9.875 (1)
Ohio State (2/11)	9.900 (2)	Nebraska (1/15)	8.000 (11)	Pittsburgh (2/25)	9.875 (1)
Big Ten Championships (3/18)	9.900 (2)	Gianna LaGuardia	So.	Penn Quad Meet (3/5)	9.850 (1)
NCAA Regionals (4/1)	9.900 (2)	Vault	(9.800, 1/29/16)	Big Ten Championships (3/18)	9.850 (10)
Big Five Qualifier (3/11)	9.875 (5)	Nebraska (1/15)	9.800 (3)	NCAA Regionals (4/1)	9.850 (5)
Michigan State (2/4)	9.850 (2)	Penn Quad Meet (3/5)	9.800 (5)	Maryland (1/21)	9.775 (3)
TWU Quad Meet (2/19)	9.850 (3)	NCAA Regionals (4/1)	9.800 (14)	Bowling Green, BYU & Temple (1/7)	9.550 (18)
Illinois (1/29)	9.775 (4)	Maryland (1/21)	9.750 (4)	Floor Exercise	(9.675, 2/19)
Nebraska (1/15)	9.275 (12)	Big Five Qualifier (3/11)	9.725 (20)	TWU Quad Meet (2/19)	9.675 (23)
Balance Beam	(9.875, 2/11)	Bowling Green, BYU & Temple (1/7)	9.700 (10)	Kristen Politz	Fr.
Ohio State (2/11)	9.875 (1)	Michigan State (2/4)	9.700 (7)	All Around	(39.050, 1/15)
TWU Quad Meet (2/19)	9.875 (5)	Illinois (1/29)	9.650 (7)	Nebraska (1/15)	39.050 (3)
Illinois (1/29)	9.825 (3)	TWU Quad Meet (2/19)	9.575 (21)	Maryland (1/21)	39.050 (2)
Michigan State (2/4)	9.800 (5)	Big Ten Championships (3/18)	9.575 (56)	Penn Quad Meet (3/5)	38.975 (4)
Nebraska (1/15)	9.775 (6)	Ohio State (2/11)	9.525 (11)	Big Ten Championships (3/18)	38.775 (16)
NCAA Regionals (4/1)	9.725 (25)	Pittsburgh (2/25)	9.225 (12)	Illinois (1/29)	38.700 (4)
Big Ten Championships (3/18)	9.675 (46)	Uneven Bars	(9.825, 2/11)	Michigan State (2/4)	38.575 (4)
Pittsburgh (2/25)	9.600 (10)	Ohio State (2/11)	9.825 (6)	Ohio State (2/11)	38.450 (4)
Penn Quad Meet (3/5)	9.550 (12)	Maryland (1/21)	9.750 (7)	Big Five Qualifier (3/11)	38.300 (9)
Maryland (1/21)	9.200 (11)	Pittsburgh (2/25)	9.750 (5)	Pittsburgh (2/25)	38.200 (3)
Bowling Green, BYU & Temple (1/7)	9.150 (22)	Big Ten Championships (3/18)	9.750 (38)	NCAA Regionals (4/1)	37.050 (18)
Floor Exercise	(9.900, 3/12/16)	Nebraska (1/15)	9.725 (11)	Vault	(9.850, 2/4)
Michigan State (2/4)	9.900 (1)	Penn Quad Meet (3/5)	9.725 (12)	Michigan State (2/4)	9.850 (7)
Penn Quad Meet (3/5)	9.900 (3)	NCAA Regionals (4/1)	9.700 (26)	Big Five Qualifier (3/11)	9.775 (16)
TWU Quad Meet (2/19)	9.875 (1)	Michigan State (2/4)	9.675^	Maryland (1/21)	9.750 (4)
Ohio State (2/11)	9.850 (4)	Bowling Green, BYU & Temple (1/7)	9.650 (13)	Big Ten Championships (3/18)	9.750 (36)
Big Five Qualifier (3/11)	9.850 (7)	Big Five Qualifier (3/11)	9.650 (21)	Penn Quad Meet (3/5)	9.675 (13)
Bowling Green, BYU & Temple (1/7)	9.825 (2)	Illinois (1/29)	9.500^	Nebraska (1/15)	9.625 (9)
Maryland (1/21)	9.825 (1)	TWU Quad Meet (2/19)	9.475 (21)	Pittsburgh (2/25)	9.575 (10)
Nebraska (1/15)	9.800 (5)	Tess McCracken	Fr.	Illinois (1/29)	9.525 (10)
Illinois (1/29)	9.800 (3)	Uneven Bars	(9.750, 2/4)	Ohio State (2/11)	9.250 (12)
Big Ten Championships (3/18)	9.800 (30)	Michigan State (2/4)	9.750 (9)	KEY	
NCAA Regionals (4/1)	9.725 (31)	Nebraska (1/15)	9.700^	Event	(Career Best, Date)
Pittsburgh (2/25)	9.600 (8)	Bowling Green, BYU & Temple (1/7)	9.650^	Meet (Date)	Score (Place)
Mason Hosek	So.	Maryland (1/21)	9.650 (11)		
Vault	(9.800, 3/4/16)	Illinois (1/29)	9.100 (12)		
Pittsburgh (2/25)	9.800 (2)				
TWU Quad Meet (2/19)	9.775 (7)				
Penn Quad Meet (3/5)	9.775 (9)				
Big Five Qualifier (3/11)	9.725 (20)				
NCAA Regionals (4/1)	9.725 (32)				



2017 GYMNAST TOP PERFORMANCES

NCAA Regionals (4/1)	9.525 (41)	Floor Exercise	(9.850, 2/4)	Big Five Qualifier (3/11)	9.800 (9)
Uneven Bars	(9.875, 1/15)	Michigan State (2/4)	9.850 (4)	Big Ten Championships (3/18)	9.875 (3)
Nebraska (1/15)	9.875 (3)	Maryland (1/21)	9.825 (1)	Ohio State (2/11)	9.775 (3)
Penn Quad Meet (3/5)	9.875 (2)	Ohio State (2/11)	9.825 (7)	NCAA Regionals (4/1)	9.750 (25)
Michigan State (2/4)	9.850 (2)	TWU Quad Meet (2/19)	9.825 (7)	Michigan State (2/4)	9.725 (6)
Pittsburgh (2/25)	9.850 (2)	Pittsburgh (2/25)	9.825 (3)	Uneven Bars	(9.900, 3/8/15)
NCAA Regionals (4/1)	9.850 (6)	Penn Quad Meet (3/5)	9.800 (9)	Maryland (1/21)	9.900 (2)
Illinois (1/29)	9.825 (2)	Nebraska (1/15)	9.750 (7)	Bowling Green, BYU & Temple (1/7)	9.825 (4)
Ohio State (2/11)	9.825 (6)	Illinois (1/29)	9.750 (7)	Big Ten Championships (3/18)	9.825 (15)
Big Ten Championships (3/18)	9.800 (21)	Big Ten Championships (3/18)	9.750 (38)	Michigan State (2/4)	9.800 (6)
Bowling Green, BYU & Temple (1/7)	9.775 (8)	NCAA Regionals (4/1)	9.750 (26)	Ohio State (2/11)	9.900 (2)
Maryland (1/21)	9.775 (4)	Bowling Green, BYU & Temple (1/7)	9.675 (8)	Pittsburgh (2/25)	9.800 (4)
TWU Quad Meet (2/19)	9.675 (17)	Big Five Qualifier (3/11)	9.650 (26)	Penn Quad Meet (3/5)	9.800 (6)
Big Five Qualifier (3/11)	8.925 (27)	Emma Sibson	Sr.	NCAA Regionals (4/1)	9.800 (15)
Balance Beam	(9.800, 1/7)	All-Around	(39.400, 2/7/15)	Nebraska (1/15)	9.775 (9)
Bowling Green, BYU & Temple (1/7)	9.800 (3)	Vault	(9.975, 3/8/14)	Illinois (1/29)	9.675 (10)
Nebraska (1/15)	9.800 (4)	Michigan State (2/4)	9.850 (2)	Big Five Qualifier (3/11)	9.450 (24)
Big Five Qualifier (3/11)	9.800 (11)	Ohio State (2/11)	9.825 (2)	TWU Quad Meet (2/19)	9.350 (22)
TWU Quad Meet (2/19)	9.775 (12)	NCAA Regionals (4/1)	9.825 (11)	Balance Beam	(9.950, 1/24/15)
Big Ten Championships (3/18)	9.750 (30)	Maryland (1/21)	9.800 (2)	TWU Quad Meet (2/19)	9.925 (1)
Maryland (1/21)	9.700 (4)	Bowling Green, BYU & Temple (1/7)	9.725 (7)	Big Five Qualifier (3/11)	9.875 (3)
Pittsburgh (2/25)	9.700 (7)	Nebraska (1/15)	9.075 (10)	Big Ten Championships (3/18)	9.850 (10)
Illinois (1/29)	9.675 (9)	Uneven Bars	(9.825, 2/7/15)	Michigan State (2/4)	9.850 (2)
Penn Quad Meet (3/5)	9.625 (8)	Balance Beam	(9.825, 4/5/14)	NCAA Regionals (4/1)	9.850 (5)
Ohio State (2/11)	9.575 (11)	Ohio State (2/11)	9.675 (8)	Bowling Green, BYU & Temple (1/7)	9.825 (1)
Michigan State (2/4)	9.275 (11)	Maryland (1/21)	9.575 (10)	Maryland (1/21)	9.825 (1)
Floor Exercise	(9.825, 1/21)	Floor Exercise	(9.950, 3/8/15)	Ohio State (2/11)	9.825 (3)
Maryland (1/21)	9.825 (1)	Ohio State (2/11)	9.850 (4)	Penn Quad Meet (3/5)	9.800 (3)
Ohio State (2/11)	9.800 (9)	Michigan State (2/4)	9.700 (10)	Pittsburgh (2/25)	9.725 (5)
TWU Quad Meet (2/19)	9.800 (8)	Maryland (1/21)	8.400 (12)	Nebraska (1/15)	9.625 (8)
Penn Quad Meet (3/5)	9.800 (9)	Oni Timothy	Jr.	Floor Exercise	(9.950, 3/5)
Big Five Qualifier (3/11)	9.800 (19)	Vault	(9.875, 1/31/15)	Penn Quad Meet (3/5)	9.950 (1)
Michigan State (2/4)	9.750 (8)	TWU Quad Meet (2/19)	9.425 (23)	Ohio State (2/11)	9.900 (2)
Nebraska (1/15)	9.750 (7)	Big Ten Championships (3/18)	9.075 (60)	Pittsburgh (2/25)	9.900 (1)
Bowling Green, BYU & Temple (1/7)	9.675 (8)	Balance Beam	(9.775^, 1/16/16)	Michigan State (2/4)	9.875 (3)
Illinois (1/29)	9.675 (9)	Penn Quad Meet (3/5)	9.600^	TWU Quad Meet (2/19)	9.875 (1)
Big Ten Championships (3/18)	9.475 (59)	Big Five Qualifier (3/11)	9.575 (23)	Big Five Qualifier (3/11)	9.875 (4)
Pittsburgh (2/25)	9.075 (12)	Floor Exercise	(9.900, 2/7/15)	Bowling Green, BYU & Temple (1/7)	9.850 (1)
NCAA Regionals (4/1)	8.600 (42)	Ohio State (2/11)	9.850 (4)	NCAA Regionals (4/1)	9.850 (6)
Christina Postiglione	Sr.	Maryland (1/21)	9.800 (4)	Nebraska (1/15)	9.825 (2)
Uneven Bars	(9.825, 3/21/15)	Michigan State (2/4)	9.725 (9)	Maryland (1/21)	9.775 (8)
Balance Beam	(9.850, 3/21/15)	TWU Quad Meet (2/19)	9.725 (19)	Big Ten Championships (3/18)	9.725 (44)
Floor Exercise	(9.775^, 1/15)	Pittsburgh (2/25)	9.600 (8)	Illinois (1/29)	8.925 (11)
Chanen Raygoza	Jr.	Big Ten Championships (3/18)	9.600 (53)	Mikayla Waddell	Fr.
Vault	(9.850, 3/12/16)	NCAA Regionals (4/1)	9.550 (39)	Vault	(9.600, 2/4)
Uneven Bars	(9.900, 3/14/15)	Penn Quad Meet (3/5)	9.075 (24)	Michigan State (2/4)	9.600 (11)
Penn Quad Meet (3/5)	9.825 (4)	Big Five Qualifier (3/11)	9.000 (30)	Penn Quad Meet (3/5)	9.600 (19)
Michigan State (2/4)	9.800 (6)	Briannah Tsang	Jr.	Illinois (1/29)	9.475 (11)
Big Five Qualifier (3/11)	9.750 (18)	All-Around	(39.500, 1/24/15)	Big Five Qualifier (3/11)	9.450 (28)
Illinois (1/29)	9.650 (11)	Penn Quad Meet (3/5)	39.425 (1)	Balance Beam	(9.700, 2/4)
NCAA Regionals (4/1)	9.650 (29)	Ohio State (2/11)	39.400 (1)	Michigan State (2/4)	9.700 (7)
Ohio State (2/11)	9.100 (12)	Bowling Green, BYU & Temple (1/7)	39.350 (1)	Illinois (1/29)	9.675 (9)
Big Ten Championships (3/18)	9.050 (57)	Maryland (1/21)	39.325 (1)	KEY	
Balance Beam	(9.850, 3/12/16)	Big Ten Championships (3/18)	39.275 (7)	Event	(Career Best, Date)
Peyton Schuller	So.	Michigan State (2/4)	39.250 (3)	Meet (Date)	Score (Place)
Balance Beam	(9.750, 2/19)	Pittsburgh (2/25)	39.250 (1)		
TWU Quad Meet (2/19)	9.750 (16)	NCAA Regionals (4/1)	39.250 (4)		
Big Five Qualifier (3/11)	9.750 (17)	Nebraska (1/15)	39.025 (4)		
Pittsburgh (2/25)	9.700 (7)	Big Five Qualifier (3/11)	39.000 (5)		
Nebraska (1/15)	9.675 (7)	TWU Quad Meet (2/19)	38.950 (7)		
NCAA Regionals (4/1)	9.650 (34)	Vault	(9.950, 1/31/15)		
Maryland (1/21)	9.625 (9)	Illinois (1/29)	9.875 (1)		
Ohio State (2/11)	9.575^	Penn Quad Meet (3/5)	9.875 (1)		
Penn Quad Meet (3/5)	9.550 (12)	Bowling Green, BYU & Temple (1/7)	9.850 (1)		
Big Ten Championships (3/18)	9.500 (55)	Maryland (1/21)	9.825 (1)		
Illinois (1/29)	9.100 (12)	Pittsburgh (2/25)	9.825 (1)		
NCAA Regionals (4/1)	9.075 (42)	Nebraska (1/15)	9.800 (3)		
		TWU Quad Meet (2/19)	9.800 (4)		



2017 MEET RESULTS

<p>Bowling Green, BYU & Temple Jan. 7, 2017 Recreation Hall Attendance: 1,535</p> <p>No. 23 Penn State 194,625 No. 36 BYU 194,225 Temple 191,925 Bowling Green 190,725</p>	<p>Nebraska Jan. 15, 2017 Bob Devaney Sports Center Attendance: 2,213</p> <p>No. 18 Penn State 192,900</p>	<p>Maryland Jan. 21, 2017 Recreation Hall Attendance: 2,107</p> <p>No. 32 Penn State 195,575 Maryland 194,725</p>	<p>Illinois Jan. 29, 2017 Huff Hall Attendance: 969</p> <p>No. 21 Illinois 195,625 No. 29 Penn State 193,250</p>	<p>Michigan State Feb. 4, 2017 Recreation Hall Attendance: 1,202</p> <p>No. 36 Penn State 195,925 Michigan State 194,775</p>	<p>Ohio State Feb. 11, 2017 Recreation Hall Attendance: 2,259</p> <p>No. 18 Ohio State 195,950 No. 32 Penn State 195,850</p>	<p>TWU, Sac. St. & WMU Feb. 19, 2017 Kitty Magee Arena Attendance: 505</p> <p>TWU 196,000 Sac. St. 195,550 Western Michigan 195,375 No. 30 Penn State 194,550</p>
<p>VAULT Jones 48,650 LaGuardia 9,600 Garcia 9,700 Hosok 9,775 Hosok 9,575 Sibson 9,725 Tsang 9,850</p> <p>UNEVEN BARS Medvitz 48,450 Jones 9,250 LaGuardia 8,950 LaGuardia 9,650 Politz 9,775 Tsang 9,825 Garcia 9,950</p> <p>BALANCE BEAM Hosok 48,700 Garcia 9,800 Garcia 9,150 Politz 9,800 Tsang 9,825 Jones 9,725 Medvitz 9,550</p> <p>FLOOR EXERCISE Jones 48,825 Politz 9,800 Hosok 9,675 Hosok 9,000 Garcia 9,825 Tsang 9,850 Schuller 9,675</p> <p>Rotation order: V, UB, BB, FX</p>	<p>VAULT Jones 48,025 LaGuardia 9,725 Garcia 9,800 Sibson 8,950 Tsang 9,075 Sibson 9,800 Politz 9,625</p> <p>UNEVEN BARS Medvitz 48,975 Jones 9,800 LaGuardia 9,725 Politz 9,875 Tsang 9,775 Garcia 9,275</p> <p>BALANCE BEAM Tsang 48,775 Garcia 9,625 Garcia 9,775 Politz 9,800 McCracken 9,625 Schuller 9,675 Medvitz 9,900</p> <p>FLOOR EXERCISE Jones 47,125 Politz 8,000 Politz 9,750 Schuller 9,750 Garcia 9,800 Tsang 9,825</p> <p>Rotation order: UB, V, FX, BB</p>	<p>VAULT Medvitz 48,875 LaGuardia 9,525 Garcia 9,750 Politz 9,750 Sibson 9,800 Tsang 9,825</p> <p>UNEVEN BARS Medvitz 49,100 McCracken 9,725 LaGuardia 9,750 Politz 9,775 Tsang 9,900 Garcia 9,950</p> <p>BALANCE BEAM Schuller 48,500 Garcia 9,625 Garcia 9,200 Politz 9,700 Tsang 9,825 Sibson 9,575 Medvitz 9,775</p> <p>FLOOR EXERCISE Politz 49,050 Schuller 9,825 Garcia 9,825 Timothy 9,800 Sibson 8,400 Tsang 9,775</p> <p>Rotation order: V, UB, BB, FX</p>	<p>VAULT Waddell 48,250 LaGuardia 9,475 Politz 9,650 Garcia 9,525 Garcia 9,725 Tsang 9,875</p> <p>UNEVEN BARS Medvitz 48,675 McCracken 9,750 Raygoza 9,100 Politz 9,650 Politz 9,825 Tsang 9,675 Garcia 9,775</p> <p>BALANCE BEAM Schuller 48,850 Waddell 9,100 Politz 9,675 McCracken 9,675 Garcia 9,750 Medvitz 9,925</p> <p>FLOOR EXERCISE McCracken 47,475 Politz 9,325 Politz 9,675 Schuller 9,750 Garcia 9,800 Tsang 8,925</p> <p>Rotation order: UB, V, FX, BB</p>	<p>VAULT Waddell 48,825 LaGuardia 9,600 Garcia 9,700 Politz 9,850 Sibson 9,700 Tsang 9,850 Tsang 9,725</p> <p>UNEVEN BARS Medvitz 49,125 McCracken 9,825 Raygoza 9,750 Politz 9,850 Tsang 9,800 Garcia 9,850</p> <p>BALANCE BEAM Hosok 48,875 Hosok 9,625 Waddell 9,700 Politz 9,275 Tsang 9,850 Garcia 9,800 Medvitz 9,900</p> <p>FLOOR EXERCISE Politz 49,100 Schuller 9,750 Garcia 9,850 Timothy 9,725 Sibson 9,700 Tsang 9,875</p> <p>Rotation order: V, UB, BB, FX</p>	<p>VAULT Hosok 48,375 LaGuardia 9,550 Garcia 9,525 Sibson 9,700 Tsang 9,825 Politz 9,775 Politz 9,250</p> <p>UNEVEN BARS Medvitz 49,225 LaGuardia 9,775 Raygoza 9,825 Politz 9,100 Politz 9,825 Tsang 9,900 Garcia 9,900</p> <p>BALANCE BEAM Hosok 48,975 Hosok 9,725 Sibson 9,675 Politz 9,575 Tsang 9,825 Garcia 9,875 Medvitz 9,875</p> <p>FLOOR EXERCISE Politz 49,275 Schuller 9,800 Garcia 9,825 Timothy 9,850 Sibson 9,850 Tsang 9,900</p> <p>Rotation order: V, UB, BB, FX</p>	<p>VAULT Medvitz 48,575 Timothy 9,625 LaGuardia 9,425 Hosok 9,575 Garcia 9,775 Garcia 9,800 Tsang 9,800</p> <p>UNEVEN BARS Medvitz 47,575 LaGuardia 9,225 Politz 8,475 Tsang 9,675 Tsang 9,350 Garcia 9,850</p> <p>BALANCE BEAM Hosok 49,300 Schuller 9,825 Politz 9,750 Politz 9,775 Tsang 9,925 Garcia 9,875 Medvitz 9,900</p> <p>FLOOR EXERCISE Politz 49,100 Schuller 9,800 Medvitz 9,825 Garcia 9,675 Timothy 9,875 Tsang 9,725 Tsang 9,875</p> <p>Rotation order: UB, BB, FX, V</p>



2017 MEET RESULTS

<p>Pittsburgh Feb. 25, 2017 Recreation Hall Attendance: 1,373</p> <p>Penn State Pittsburgh 195,200 193,525</p> <p>VAULT Medvitz 48,575 Politz 9,575 Hosek 9,800 LaGuardia 9,225 Garcia 9,800 Tsang 9,825</p> <p>UNEVEN BARS Medvitz 49,150 LaGuardia 9,750 Politz 9,850 Tsang 9,800 Garcia 9,925</p> <p>BALANCE BEAM Hosek 48,800 Schuller 9,700 Politz 9,700 Tsang 9,725 Garcia 9,600 Medvitz 9,875</p> <p>FLOOR EXERCISE Politz 9,075 Schuller 9,825 Hosek 9,750 Garcia 9,600 Timothy 9,600 Tsang 9,900</p> <p>Rotation order: V, UB, BB, FX</p>	<p>Bridgeport, Penn & West Chester March 5, 2017 Palestra Attendance: 513</p> <p>Penn State Bridgeport West Chester Penn 196,200 193,875 192,950 191,475</p> <p>VAULT Waddell 48,975 Politz 9,600 Hosek 9,675 LaGuardia 9,775 Garcia 9,800 Tsang 9,850 9,875</p> <p>UNEVEN BARS Medvitz 49,275 LaGuardia 9,850 Politz 9,725 Tsang 9,875 Raygoza 9,800 Garcia 9,825 9,925</p> <p>BALANCE BEAM Hosek 48,650 Schuller 9,825 Politz 9,560 Tsang 9,625 Garcia 9,800 Medvitz 9,850</p> <p>FLOOR EXERCISE Politz 9,800 Schuller 9,800 Hosek 9,850 Garcia 9,900 Timothy 9,075 Tsang 9,950</p> <p>Rotation order: FX, V, UB, BB</p>	<p>Big Five Qualifier March 11, 2017 Carver-Hawkeye Arena Attendance: 1,584</p> <p>No. 11 Michigan 197,150 No. 16 Iowa 196,400 No. 36 Penn State 195,450 No. 34 Minnesota 194,825 Rutgers 192,650</p> <p>VAULT Waddell 48,825 Politz 9,450 Hosek 9,775 LaGuardia 9,725 Garcia 9,800 Tsang 9,800</p> <p>UNEVEN BARS Medvitz 48,575 LaGuardia 9,650 Politz 8,925 Tsang 9,450 Raygoza 9,750 Garcia 9,875</p> <p>BALANCE BEAM Hosek 49,125 Schuller 9,800 Politz 9,750 Tsang 9,800 Garcia 9,875 Timothy 9,575 Medvitz 9,900</p> <p>FLOOR EXERCISE Politz 9,800 Schuller 9,650 Hosek 9,750 Garcia 9,850 Timothy 9,000 Tsang 9,875</p> <p>Rotation order: UB, BB, FX, V</p>	<p>Big Ten Championships March 18, 2017 Rutgers Athletic Center Attendance: 4,081</p> <p>No. 9 Michigan 197,300 No. 20 Illinois 196,875 No. 16 Iowa 196,725 No. 13 Nebraska 196,475 No. 24 Ohio State 195,525 Michigan State 195,200 No. 32 Penn State 195,200 Minnesota 195,175 Rutgers 194,700 No. 34 Maryland 193,625</p> <p>VAULT Politz 48,600 Hosek 9,750 LaGuardia 9,675 Garcia 9,575 Tsang 9,725 Timothy 9,875 9,075</p> <p>UNEVEN BARS Medvitz 49,100 LaGuardia 9,825 Politz 9,750 Tsang 9,800 Raygoza 9,825 Garcia 9,050 9,900</p> <p>BALANCE BEAM Hosek 48,800 Schuller 9,675 Politz 9,500 Tsang 9,750 Garcia 9,850 Medvitz 9,675 9,850</p> <p>FLOOR EXERCISE Politz 48,700 Schuller 9,475 Hosek 9,750 Garcia 9,800 Timothy 9,600 Tsang 9,725</p> <p>Rotation order: UB, BB, FX, V</p>	<p>NCAA Regionals April 1, 2017 Exactech Arena Attendance: 5,214</p> <p>No. 3 Florida 197,125 No. 10 Georgia 196,775 No. 15 Missouri 196,100 No. 33 Penn State 195,325 No. 35 North Carolina 194,425 No. 30 New Hampshire 194,175</p> <p>VAULT Politz 48,600 Hosek 9,525 LaGuardia 9,725 Garcia 9,800 Tsang 9,750 Sibson 9,825</p> <p>UNEVEN BARS Medvitz 49,050 LaGuardia 9,800 Politz 9,700 Tsang 9,850 Raygoza 9,800 Garcia 9,650 9,900</p> <p>BALANCE BEAM Hosek 48,800 Schuller 9,725 Politz 9,650 Tsang 9,075 Garcia 9,850 Medvitz 9,725 9,850</p> <p>FLOOR EXERCISE Hosek 9,800 Schuller 9,750 Timothy 9,550 Politz 8,600 Garcia 9,725 Tsang 9,850</p> <p>Rotation order: BB, FX, V, UB</p>		
------------------------------------------------------------------------------------------------------------------------------------------------------------------------------------------------------------------------------------------------------------------------------------------------------------------------------------------------------------------------------------------------------------------------------------------------------------------------------------------------------------------------------------------------------------------------------------------------------------------------------------------------------------------------------------------------------------------	--------------------------------------------------------------------------------------------------------------------------------------------------------------------------------------------------------------------------------------------------------------------------------------------------------------------------------------------------------------------------------------------------------------------------------------------------------------------------------------------------------------------------------------------------------------------------------------------------------------------------------------------------------------------------------------------------------------------------------------------------------------------------------------------------------------------------	-------------------------------------------------------------------------------------------------------------------------------------------------------------------------------------------------------------------------------------------------------------------------------------------------------------------------------------------------------------------------------------------------------------------------------------------------------------------------------------------------------------------------------------------------------------------------------------------------------------------------------------------------------------------------------------------------------------------------------------------------------------------------------------------------------------------------------------------------	---------------------------------------------------------------------------------------------------------------------------------------------------------------------------------------------------------------------------------------------------------------------------------------------------------------------------------------------------------------------------------------------------------------------------------------------------------------------------------------------------------------------------------------------------------------------------------------------------------------------------------------------------------------------------------------------------------------------------------------------------------------------------------------------------------------------------------------------------------------------------------------------------------------------------------------------------------------------------------------------------------	-------------------------------------------------------------------------------------------------------------------------------------------------------------------------------------------------------------------------------------------------------------------------------------------------------------------------------------------------------------------------------------------------------------------------------------------------------------------------------------------------------------------------------------------------------------------------------------------------------------------------------------------------------------------------------------------------------------------------------------------------------------------------------------------------------------------------------------------------------------------------------	--	--



TV/MEDIA ROSTER



Amber Autry
So. • 5-7 • All-Around
Rochester, Mich.



Sabrina Garcia
So. • 5-2 • All-Around
Etters, Pa.



Mason Hosek
So. • 5-3 • V, BB, FX
Pearland, Texas



Jessica Jones
So. • 5-0 • All-Around
Canfield, Ohio



Gianna LaGuardia
So. • 5-3 • V, UB
Thornton, Colo.



Tess McCracken
Fr. • 5-4 • All-Around
Plano, Texas



Nicole Medvitz
Sr. • 5-1 • All-Around
Paramus, N.J.



Kristen Politz
Fr. • 5-4 • All-Around
Morganville, N.J.



Christina Postiglione
Sr. • 5-0 • UB, BB
Selden, N.Y.



Chanan Raygoza
Jr. • 5-6 • All-Around
Upland, Calif.



Peyton Schuller
So. • 5-0 • BB, FX
Erie, Pa.



Emma Sibson
Sr. • 5-1 • All-Around
Allen, Texas



Oni Timothy Jr.
• 4-11 • V, BB, FX
Rochester, N.Y.



Briannah Tsang
Jr. • 5-1 • All-Around
Vancouver, British Columbia



Mikayla Waddell
Fr. • 5-3 • All-Around
Ridgewood, N.J.



Josh Nilson
Interim Co-Head Coach
First Season



Kera Molinaro
Interim Co-Head Coach
Third Season

