



2022 PENN STATE BASEBALL

PENN STATE VS. OMAHA | APRIL 29-MAY 1, 2022 | UNIVERSITY PARK, PA.

2022 SCHEDULE

Date Opponent Time/Result

FEBRUARY

18	vs. Monmouth (Cary, N.C.)	L, 1-10
19	vs. LIU (DH) (Cary, N.C.)	W, 14-3/L, 8-11
20	vs. Northeastern (Cary, N.C.)	L, 1-8
25	vs. Maine (Cary, N.C.)	W, 4-3
26	vs. Maine (DH) (Cary, N.C.)	L, 3-5/W, 9-3

MARCH

4	at #5 Virginia (ACCNX)	L, 1-10
5	at #5 Virginia (ACCNX)	L, 4-10
6	at #5 Virginia (ACCNX)	L, 1-13
8	at VMI (ESPN+)	L, 4-11
11	vs. UMass (Cary, N.C.)	W, 10-6
12	vs. UMass (Cary, N.C.)	L, 4-11
13	vs. UMass (Cary, N.C.)	W, 1-0
15-16	NIAGARA (B1G+)	Canceled
18	MILWAUKEE (B1G+)	W, 6-4
19	MILWAUKEE (B1G+)	W, 4-3
20	MILWAUKEE (B1G+)	L, 0-12
22	YOUNGSTOWN STATE (B1G+)	L, 1-2
25	RUTGERS* (B1G+)	L, 4-6
25	RUTGERS* (B1G+)	W, 8-6
26	RUTGERS* (B1G+)	L, 6-20
29	PITT (B1G+)	PPD
30	ST. BONAVENTURE (B1G+)	W, 3-2 (10)

APRIL

1	at #23 Maryland* (B1G+)	L, 4-8
2	at #23 Maryland* (B1G+)	W, 6-4 (10)
3	at #23 Maryland* (B1G+)	L, 2-7
6	BUCKNELL (B1G+)	W, 7-6
9	at Northwestern* (B1G+)	L, 4-5
9	at Northwestern* (B1G+)	W, 4-1
10	at Northwestern* (B1G+)	L, 2-5 (10)
12	WEST VIRGINIA (B1G+)	L, 4-8
14	PURDUE* (B1G+)	W, 12-7
15	PURDUE* (B1G+)	L, 5-11
16	PURDUE* (B1G+)	W, 7-5
20	MOUNT ST. MARY'S (B1G+)	W, 11-6
22	at Minnesota* (B1G+)	L, 3-7
23	at Minnesota* (B1G+)	W, 5-1
24	at Minnesota* (B1G+)	W, 6-5
26	BUCKNELL (B1G+)	L, 7-8
27	at West Virginia (ESPN+)	W, 8-4
29	OMAHA (B1G+)	6 P.M.
30	OMAHA (B1G+)	6 P.M.

MAY

1	OMAHA (B1G+)	1 P.M.
6	MICHIGAN STATE* (B1G+)	6 P.M.
7	MICHIGAN STATE* (B1G+)	1 P.M.
8	MICHIGAN STATE* (B1G+)	1 P.M.
10	at Georgetown (Bowie Baysox Stadium)	6 p.m.
13	at Ohio State* (B1G+)	6:05 p.m.
14	at Ohio State* (B1G+)	3:05 p.m.
15	at Ohio State* (BTN)	1:05 p.m.
17	at Pitt (PNC Park)	6 p.m.
19	ILLINOIS* (B1G+)	6 P.M.
20	ILLINOIS* (B1G+)	6 P.M.
21	ILLINOIS* (B1G+, Senior Day)	1 P.M.
25-29	Big Ten Tournament (Omaha, Neb.)	TBA

STRATEGIC COMMUNICATIONS

Primary Contact.....Paul Marboe
 Office Phone.....814-865-1757
 Cell Phone814-777-7604
 Emailprms5118@psu.edu

PENN STATE NITTANY LIONS

(18-21, 7-8 BIG TEN)



vs.

OMAHA MAVERICKS

(19-19, 10-5 SUMMIT)



GOPSUSPORTS.COM | @PENNSTATEBASE | MEDLAR FIELD AT LUBRANO PARK
 BIG+ | RADIO: ESPN Radio 103.7/1450 (Brian Tripp)
 ONLINE | Links to live video, live audio and live stats available at GoPSUSports.com

LEADING OFF

- Penn State welcomes Omaha to begin a six-game homestand.
- The Nittany Lions are set for a three-game series against the Mavericks.
- Penn State is on its Big Ten bye week before returning to conference action the next three weekends.
- Friday's game will feature a strong pitching matchup between PSU's Travis Luensmann, who hasn't allowed an earned run in his last 16.2 innings, and Omaha's Caleb Riedel, who has an 0.86 ERA in nine starts.
- The Nittany Lions are coming off an 8-4 win at West Virginia on Wednesday.
- Penn State had six extra-base hits against the Mountaineers, including a solo homer by Josh Spiegel. Billy Gerlott had an RBI triple, while Johnny Piacentino had two doubles and three RBI.
- Over his last 10 games, Spiegel is batting .400 with 16 hits (five doubles, a triple, three homers) and 14 RBI.
- Matt Wood is now riding a 21-game hit streak, the third-longest in program history.

PROJECTED STARTERS



Travis Luensmann
 RHP | So. | 6-6 | 234
 Altoona, Pa.
 10 Appearances/8 Starts
 2-2, 3.86 ERA, 55K/22BB

TBA

TBA

LINEUP (MOST STARTS BY POSITION)

No.	Name	Pos.	B/T	Ht./Wt.	Yr.	AVG	HR	RBI
14	Matt Wood	C	L/R	5-10/190	Jr.	.412	6	34
3	Cole Bartels	1B	R/R	6-3/195	Gr.	.288	2	15
2	Kyle Hannon	2B	L/R	5-10/194	So.	.275	0	8
1	Jay Harry	SS	L/R	6-0/195	So.	.307	4	18
7	C.J. Pittaro	3B	L/R	6-1/195	So.	.250	0	10
13	Tayven Kelley	LF	R/R	6-3/200	Jr.	.190	0	16
22	Johnny Piacentino	CF	R/R	5-11/185	Jr.	.260	2	15
35	Billy Gerlott	RF	R/R	6-1/195	So.	.215	3	19
41	Josh Spiegel	DH	R/R	6-3/206	R-Jr.	.309	6	28

No.	Name	Pos.	B/T	Yr.	Ht.	Wt.	Hometown/High School/Last School
1	Jay Harry	IF	L/R	So.	6-0	195	Metuchen, N.J./Metuchen
2	Kyle Hannon	IF/OF	L/R	So.	5-10	194	Harrisburg, Pa. / Red Land
3	Cole Bartels	OF/IF	R/R	Gr.	6-3	195	Belmont, Mass. / Belmont
4	Tyson Cooper	C/IF	S/R	R-So.	5-9	200	State College, Pa. / State College Area
5	Carson Ertter	OF	L/L	Jr.	5-10	175	Ebensburg, Pa. / Bishop Carroll Catholic
6	Joe Nastasi	RHP	R/R	So.	6-0	217	State College, Pa. / State College
7	C.J. Pittaro	IF	L/R	So.	6-1	195	Hamilton, N.J. / Steinert / Vanderbilt
8	Patrick DeMarco	RHP	R/R	Fr.	6-1	200	Los Angeles, Calif. / Marantha
9	Connor Throneberry	IF/RHP	R/R	Fr.	6-6	230	St. Louis, Mo. / Marquette Senior
11	Chad Rogers	RHP	R/R	So.	6-5	220	Mentor, Ohio/Mentor
12	Kellan Tulio	LHP	L/L	Jr.	6-2	215	Emmaus, Pa. / Emmaus / Louisville
13	Tayven Kelley	OF	R/R	Jr.	6-3	200	Boiling Springs, Pa. / Boiling Springs
14	Matt Wood	C	L/R	Jr.	5-10	190	Gibsonia, Pa. / Pine Richland
15	Brenden Franks	IF/RHP	R/R	Jr.	6-3	205	State College, Pa. / State College
17	Seneca Gregory	RHP	R/R	Fr.	6-4	225	Stafford, Va. / Mountain View
18	Mason Mellott	RHP	R/R	Gr.	6-0	205	State College, Pa. / State College Area
19	Derek Cease	RHP/IF	R/R	Fr.	5-8	150	Plymouth, Pa. / Greater Nanticoke Area
20	Blaise Sciafani	RHP	R/R	Sr.	6-6	200	Souderton, Pa. / Souderton / UMass Lowell
21	Steven Miller	RHP	R/R	Sr.	6-1	190	Pittsburgh, Pa. / North Hills
22	Johnny Piacentino	OF	R/R	Jr.	5-11	185	Cherry Hill, N.J. / Bishop Eustace Prep
23	Jake Cooper	IF	R/R	Fr.	5-9	195	State College, Pa. / State College Area
24	Jaden Henline	RHP	L/R	So.	6-2	195	New Cumberland, Pa. / Red Land
25	Chase Renner	RHP	R/R	Fr.	6-4	190	Alburtis, Pa. / Brandywine Heights
27	Tommy Molsky	RHP	R/R	Fr.	6-1	160	Dillsburg, Pa. / Northern York County
28	Hutch Gagnon	LHP	L/L	Sr.	6-3	220	Downingtown, Pa. / Downingtown East
29	Carson Kohls	RHP	R/R	So.	6-0	195	Sacramento, Calif. / El Camino
30	Anthony Steele	1B/LHP/OF/L	L/L	Fr.	6-4	225	Shelton, Conn. / Shelton
31	Ryan Partridge	LHP	R/L	Jr.	6-3	215	Wexford, Pa. / North Allegheny
33	Travis Luensmann	RHP	R/R	So.	6-6	234	Altoona, Pa. / Bellewood-Antis / South Carolina
34	Richie Paltridge	LHP/1B/OF/L	L/L	So.	6-3	194	Montgomery, N.Y. / John S. Burke Catholic
35	Billy Gerlott	OF/IF	R/R	So.	6-1	195	Auburn, Pa. / Blue Mountain
36	Tyler Shingledecker	LHP	R/L	Sr.	6-3	185	Huntersville, N.C. / Hough
37	Jordan Morales	LHP	R/L	Jr.	5-9	175	Souderton, Pa. / Souderton / LaSalle
40	Ben Kailher	IF	R/R	Jr.	5-8	160	Rumford, R.I. / Providence Country Day
41	Josh Spiegel	C/1B	R/R	R-Jr.	6-3	206	Jennette, Pa. / Penn Trafford / Oklahoma State
44	Devin Fletcher	RHP	R/R	Fr.	6-8	215	Bethlehem, Pa. / Liberty
46	Noah Burke	OF	L/R	Fr.	6-0	192	Pittsburgh, Pa. / Canon McMillan
49	Ben DeMell	RHP/IF	L/R	Fr.	6-5	205	Concord, Ohio / Gilmour Academy

ALPHABETICAL ROSTER

- 3 Cole Bartels
- 46 Noah Burke
- 19 Derek Cease
- 23 Jake Cooper
- 4 Tyson Cooper
- 8 Patrick DeMarco
- 49 Ben DeMell
- 5 Carson Ertter
- 44 Devin Fletcher
- 15 Brenden Franks
- 28 Hutch Gagnon
- 35 Billy Gerlott
- 17 Seneca Gregory
- 2 Kyle Hannon
- 1 Jay Harry
- 24 Jaden Henline
- 40 Ben Kailher
- 29 Carson Kohls
- 33 Travis Luensmann
- 18 Mason Mellott
- 21 Steven Miller
- 27 Tommy Molsky
- 37 Jordan Morales
- 6 Joe Nastasi
- 34 Richie Paltridge
- 31 Ryan Partridge
- 22 Johnny Piacentino
- 7 C.J. Pittaro
- 25 Chase Renner
- 11 Chad Rogers
- 20 Blaise Sciafani
- 36 Tyler Shingledecker
- 41 Josh Spiegel
- 30 Anthony Steele
- 9 Connor Throneberry
- 12 Kellan Tulio
- 14 Matt Wood

PRONUNCIATION GUIDE

- 19 Derek **Cease** See-ce
- 40 Ben **Kailher** Kal-er
- 33 Travis **Luensmann** Lunns-min
- 18 Mason **Mellott** MEL-lot
- 22 Johnny **Piacentino** Pea-ess-en-tee-no
- 7 C.J. **Pittaro** Pi-TAR-o
- 41 Josh **Spiegel** Spee-gol
- 12 Kellan **Tulio** TOO-lee-oh

ROSTER BREAKDOWN BY STATE

- California - 2
- Connecticut - 1
- Georgia - 1
- Massachusetts - 1
- Missouri - 1
- New Jersey - 3
- New York - 1
- North Carolina - 1
- Ohio - 2
- Pennsylvania - 25
- Rhode Island - 1
- Virginia - 1

ROSTER BREAKDOWN BY ELIGIBILITY

- Freshmen - 12
- Sophomores - 11
- Juniors - 10
- Seniors/Graduates - 6

ROSTER BREAKDOWN BY POSITION

- Catchers - 3
- Infielders - 14
- Outfielders - 9
- Left-Handed Pitchers - 8
- Right-Handed Pitchers - 17

PENN STATE QUICK FACTS

GENERAL INFORMATION

Location University Park, Pa.
 Founded 1855
 Enrollment 47,559
 Colors Blue and White
 Conference Big Ten
 Nickname Nittany Lions
 President Eric J. Barron
 Director of Athletics Sandy Barbour

TEAM INFORMATION

2021 Record 18-24
 2021 Big Ten Record/Finish 18-24/9th
 Postseason None
 All-Time Record (Years) 2,097-1,543-21 (133)
 All-Time Big Ten Record (Years) 329-423 (30)
 NCAA Tournament Appearances 19
 NCAA Tournament Record 25-24
 NCAA Super Regional Appearances 1
 College World Series Appearances 5
 (1952, 1957, 1959, 1963, 1973)
 Best CWS Finish Second (1957)
 Last NCAA Tournament Appearance 2000

BASEBALL STAFF

Head Coach Rob Cooper
 PSU Record (Years) 165-237 (8)
 Career Record (Years) 451-467 (16)
 Assistant Coaches Josh Newman
(Pitching)
 Sean Moore (Hitting)
 Volunteer Asst. Coach Dallas Burke
(Hitting/Catchers)
 Dir. of Operations/Player Development...
 Jake Stone
 Athletic Trainer Rebecca Barta

STADIUM INFORMATION

Home Stadium ... Medlar Field at Lubrano Park
 First Season 2007
 Capacity 5,406
 Press Box Phone (814) 441-9145

MEDIA RELATIONS INFORMATION

Baseball Contact Paul Marboe
 Cell Phone (814) 777-7604
 Email prm5118@psu.edu
 Website GoPSUsports.com
 Twitter @PennStateBASE
 Instagram @PennStateBASE
 Facebook Page facebook.com/
 pennstatebaseball

Wood Leading Big Ten In Batting Average

- Through 37 games played, junior Matt Wood is batting .412 with 11 doubles, three triples, six homers, 34 RBI and 32 runs.
- He leads the Big Ten in batting average (.412), good for 15th in the country.
- Wood also sits third in the Big Ten in hits per game (1.47), third in triples (3), third in OPS (1.157), third in slugging percentage (.669) and fifth in on-base percentage (.488).
- Wood leads the Nittany Lions in batting average, hits (56), runs (34), triples, RBI, walks (21), slugging percentage, on-base percentage and steals (4). He's tied with Josh Spiegel for the team lead in homers.
- Among Division I catchers, Wood is third in batting average, fourth in triples, sixth in OPS, eighth in slugging percentage and on-base percentage and 10th in hits.
- The lefty batter has been impressive facing righty (.407) and lefty (.422) pitchers.
- Wood is batting .500 with runners in scoring position.
- In Big Ten play, Wood is hitting .473 with 26 hits in 15 games. He has five doubles, two triples, two homers and 16 RBI.
- Wood paces PSU with 19 multi-hit games and eight multi-RBI games this season and is riding a current 21-game hit streak.
- During the 21-game hit streak, Wood has 12 multi-hit performances. He is batting .462 (36-of-78) with seven doubles, two triples and two homers.

Pennsylvania Influence In Pitching Staff

- In 35 of 38 games this season, Penn State's starting pitcher has been a Pennsylvania native.
- Sophomore Travis Luensmann (Altoona) has made eight starts, and 10 appearances, with 55 strikeouts in 46.2 innings. Luensmann struck out eight in six innings against Maine (2/25). He ranks ninth in the Big Ten in strikeouts per nine innings (10.61).
- In Big Ten games, Luensmann has a 1.21 ERA in five appearances (three starts), sitting second in the conference.
- Freshman Tommy Molsky has made nine starts, and 12 appearances, tallying 35 strikeouts. Molsky tied a career high with six strikeouts against UMass (3/12).
- Graduate student Mason Mellott has made four starts and 15 appearances.
- Mellott, graduating in August 2021 with a bachelor's degree in Kinesiology, is tied third all-time at Penn State with 15 saves and ranks third with 82 appearances. Mellott is on the NCWBA Stopper of the Year Watch List.
- In his last three outings, Mellott has thrown eight shutout innings, earning two wins.
- Junior Kellan Tulio has made eight starts and 11 appearances. with 36 strikeouts and a 3.94 ERA. He threw five innings, allowing no earned runs, and struck out a career-high seven at Northwestern (4/9).
- Jaden Henline made the start in game one the last four weekends. At Maryland, he went five innings and at Northwestern (4/9), struck out six.
- Henline has struck out 40 batters in 36.1 innings and sits third in the Big Ten with three saves. In 12 appearances (four starts), Henline has thrown two or more innings in nine outings.
- Senior Pittsburgh native Steven Miller made his first career start at Northwestern (4/9), throwing three shutout innings and striking out three. He has 27 strikeouts in 28.1 innings.
- In the bullpen, senior Tyler Shingledecker has made 15 appearances and a start with a team-high four wins. The lefty has held opponents without an earned run in nine of his 15 outings. He has 39 strikeouts and only seven walks.
- Junior Souderton native Jordan Morales leads PSU with 19 appearances and has 39 strikeouts and only eight walks.
- Carson Kohls has been another effective member out of the bullpen in 11 appearances (one start), including two scoreless outings where he went three or more innings.
- Penn State is challenged with replacing a 2021 rotation that featured three MLB draft selections in Conor Larkin (9th round, Toronto Blue Jays), Kyle Virbitsky (17th round, Oakland A's) and Bailey Dees (18th round, New York Yankees).
- The Nittany Lions were one of only four Division I schools to have all three members of their starting rotation selected. Penn State has eight pitchers who have been drafted since 2016.

Luensmann Against The Big Ten

- Travis Luensmann has been strong in five appearances (three starts) against Big Ten opponents this year.
- In 22.1 innings, Luensmann has allowed five runs (three earned) and 15 hits (no extra-base hits), while striking out 23 batters.
- The sophomore is 2-0 with a save and a 1.21 ERA in those five appearances. His 1.21 ERA ranks second in the Big Ten in conference games.
- He has not allowed an earned run in 16.2 innings, including each of his last three outings (4IP at Northwestern, 6IP vs. Purdue, 6IP at Minnesota).
- Over his last three outings, he's given up two runs (both unearned) and 10 hits in 16 innings.
- He struck out six batters in each outing vs. Northwestern (4/9) and Purdue (4/16).

Nittany Lions Finding Power In Big Ten Play

- In 15 Big Ten games, Penn State has collected 44 extra-base hits, including 21 doubles, nine triples and 14 homers.
- Matt Wood leads the Nittany Lions with nine extra-base hits, including five doubles, two triples and two homers, to go with 16 RBI.
- Jay Harry and Josh Spiegel lead the Nittany Lions with eight extra-base hits. Harry has three doubles, two triples and three homers, while Spiegel has four doubles, a triple and three homers. Spiegel has 13 RBI in conference play, while Harry has scored 12 runs.
- Billy Gerlott has two doubles, a triple and three homers during that span.
- On the season, Wood leads PSU with three triples and six homers to go with 11 doubles, while Spiegel paces PSU with 12 doubles and is tied with Wood with six homers. Harry has four and Billy Gerlott has three.

THE OPPOSITION

Scouting Omaha

- Omaha is led by head coach Evan Porter.
- A former player and member of the Omaha Athletics Hall of Fame, Porter is in his sixth year as head coach and 10th season as a coach in the Mavericks' program.
- Under Porter, Omaha has 109 wins and reached an NCAA Regional in 2019.
- Mike Boeve leads Omaha in nearly every offensive category: average (.377), runs (34), hits (52), doubles (18), homers (7), RBI (29), slugging (.659), on-base (.517), walks (29) and steals (11).
- Jack Lombardi is hitting .303 with 14 RBI.
- Omaha has a 4.22 team ERA led by Caleb Riedel who is 2-2 with an 0.86 ERA in nine starts.
- Charlie Bell (4-3, 2.54 ERA) and Mark Timmins (2-2, 3.12 ERA) round out the Omaha rotation.

Against The Mavericks

- The Nittany Lions will meet Omaha for the second time in program history.
- In the only previous meeting, Penn State won 3-0 on March 3, 2013 in San Antonio, Texas.
- Ryan Harper threw seven innings, giving up just five hits, while Jack Anderson earned the save.
- The teams were scoreless through six inning before Aaron Novak scored on a wild pitch. Elliot Searer added an RBI double, while Taylor Skerpon had an RBI single.
- Omaha is the only current Summit League team that Penn State has ever played.

BY THE NUMBERS

	Penn State	Omaha
Batting Average	.266	.249
Slugging Percentage	.389	.374
On-Base Percentage	.346	.358
Runs Scored	194	194
Hits	351	316
Doubles	60	70
Triples	15	2
Home Runs	24	28
Stolen Bases-Attempts	27-41	47-63
ERA	5.44	4.22
Strikeouts	377	316
Opponent Batting Average	.274	.262
Fielding Percentage	.959	.965
Errors	60	47

INSIDE THE SERIES

Overall:	Penn State Leads, 1-0
Last Meeting:	W, 3-0; March 3, 2013
Current Streak:	W, 1
At Home:	0-0
At Omaha:	0-0
Neutral Site:	1-0
 Last Five Meetings:	
3/3/13	N W, 3-0

STARTING LINEUPS

OPPONENT	C	1B	2B	3B	SS	LF	CF	RF	DH	SP
vs. Monmouth (2/18)	Wood	Spiegel	Hannon	Pittaro	Harry	Bartels	Piacentino	Kelley	Gerlott	Luensmann
vs. LIU (2/19, 1)	Wood	Spiegel	Hannon	Pittaro	Harry	Bartels	Gerlott	Kelley	Piacentino	Tulio
vs. LIU (2/19, 2)	Spiegel	Bartels	Hannon	Pittaro	Harry	Gerlott	Piacentino	Kelley	Wood	Mellott
vs. Northeastern (2/20)	Wood	Spiegel	Hannon	Pittaro	Harry	Bartels	Gerlott	Kelley	Steele	Molsky
vs. Maine (2/25)	Wood	Spiegel	Hannon	Pittaro	Harry	Bartels	Gerlott	Kelley	Steele	Luensmann
vs. Maine (2/26, 1)	Wood	Spiegel	Hannon	J. Cooper	Harry	Bartels	Gerlott	Kelley	Steele	Tulio
vs. Maine (2/26, 2)	Spiegel	Steele	Hannon	J. Cooper	Harry	Bartels	Gerlott	Kelley	Wood	Molsky
at Virginia (3/4)	Wood	Spiegel	Hannon	J. Cooper	Harry	Bartels	Gerlott	Kelley	Steele	Luensmann
at Virginia (3/5)	Wood	Spiegel	Hannon	J. Cooper	Harry	Bartels	Gerlott	Kelley	Steele	Tulio
at Virginia (3/6)	Wood	Spiegel	Cease	Hannon	Harry	Bartels	Gerlott	Kelley	Steele	Molsky
at VMI (3/8)	Spiegel	Steele	Cease	Hannon	Harry	Bartels	Gerlott	Kelley	Wood	Mellott
vs. UMass (3/11)	Wood	Spiegel	Hannon	Pittaro	Harry	Bartels	Piacentino	Gerlott	Steele	Luensmann
vs. UMass (3/12)	Wood	Steele	Hannon	Pittaro	Harry	Bartels	Gerlott	Kelley	Spiegel	Molsky
vs. UMass (3/13)	Wood	Spiegel	Kailher	Hannon	Harry	Bartels	Gerlott	Kelley	T. Cooper	Mellott
Milwaukee (3/18)	Wood	Bartels	Kailher	Hannon	Harry	Kelley	Piacentino	Gerlott	Spiegel	Luensmann
Milwaukee (3/19)	Wood	Bartels	Kailher	Hannon	Harry	Kelley	Piacentino	Gerlott	Spiegel	Molsky
Milwaukee (3/20)	Wood	Spiegel	Kailher	Hannon	Harry	Bartels	Gerlott	Kelley	Steele	Mellott
Youngstown State (3/22)	Spiegel	Bartels	T. Cooper	Kailher	Harry	Kelley	Piacentino	Gerlott	Steele	Tulio
Rutgers (3/25, 1)	Wood	Bartels	Cease	Kailher	Harry	Kelley	Piacentino	Gerlott	Spiegel	Luensmann
Rutgers (3/25, 2)	Spiegel	Bartels	Kailher	Pittaro	Harry	Kelley	Piacentino	Gerlott	Wood	Molsky
Rutgers (3/26)	Wood	Bartels	Kailher	Pittaro	Harry	Kelley	Piacentino	Gerlott	Spiegel	Renner
St. Bonaventure (3/30)	T. Cooper	Bartels	Kailher	Pittaro	Harry	Kelley	Piacentino	Gerlott	Wood	Tulio
at Maryland (4/1)	Wood	Spiegel	Cease	Kailher	Harry	Bartels	Piacentino	Gerlott	Pittaro	Henline
at Maryland (4/2)	Wood	Spiegel	T. Cooper	Kailher	Harry	Bartels	Piacentino	Gerlott	Steele	Tulio
at Maryland (4/3)	Wood	Bartels	Kailher	Pittaro	Harry	Kelley	Piacentino	Gerlott	Steele	Molsky
Bucknell (4/6)	T. Cooper	Spiegel	Cease	Pittaro	Harry	Bartels	Kelley	Gerlott	Wood	Steele
at Northwestern (4/9, 1)	Wood	Bartels	Cease	Pittaro	Harry	Kelley	Piacentino	Gerlott	Spiegel	Henline
at Northwestern (4/9, 2)	Wood	Spiegel	T. Cooper	Pittaro	Harry	Bartels	Piacentino	Gerlott	Steele	Tulio
at Northwestern (4/10)	Wood	Spiegel	T. Cooper	Pittaro	Harry	Bartels	Piacentino	Gerlott	Steele	Miller
West Virginia (4/12)	Spiegel	Steele	Cease	Pittaro	Harry	Bartels	Kelley	Gerlott	Wood	Molsky
Purdue (4/14)	Wood	Spiegel	Cease	Pittaro	Harry	Bartels	Piacentino	Kelley	Steele	Henline
Purdue (4/15)	Wood	Bartels	Cease	Pittaro	Harry	Kelley	Piacentino	Gerlott	Spiegel	Tulio
Purdue (4/16)	Wood	Bartels	T. Cooper	Pittaro	Harry	Kelley	Piacentino	Gerlott	Spiegel	Luensmann
Mount St. Mary's (4/20)	T. Cooper	Spiegel	Kailher	Pittaro	Harry	Bartels	Piacentino	Kelley	Wood	Kohls
at Minnesota (4/22)	Wood	Spiegel	Kailher	Pittaro	Harry	Bartels	Piacentino	Gerlott	Steele	Henline
at Minnesota (4/23)	Wood	Spiegel	Cease	Kailher	Harry	Bartels	Piacentino	Gerlott	Steele	Luensmann
at Minnesota (4/24)	Wood	Spiegel	Cease	Kailher	Harry	Bartels	Piacentino	Kelley	Steele	Miller
Bucknell (4/26)	T. Cooper	Spiegel	Kailher	Hannon	Cease	Bartels	Kelley	Gerlott	Wood	Molsky
at West Virginia (4/27)	Spiegel	Bartels	Kailher	Hannon	Harry	Kelley	Piacentino	Gerlott	Wood	Shingledecker

BATTING ORDER

OPPONENT	1	2	3	4	5	6	7	8	9
vs. Monmouth (2/18)	Bartels	Wood	Piacentino	Spiegel	Harry	Kelley	Hannon	Gerlott	Pittaro
vs. LIU (2/19, 1)	Bartels	Wood	Piacentino	Spiegel	Harry	Kelley	Hanon	Gerlott	Pittaro
vs. LIU (2/19, 2)	Bartels	Wood	Piacentino	Spiegel	Harry	Kelley	Hannon	Gerlott	Pittaro
vs. Northeastern (2/20)	Bartels	Wood	Spiegel	Harry	Kelley	Hannon	Gerlott	Steele	Pittaro
vs. Maine (2/25)	Harry	Bartels	Wood	Spiegel	Hannon	Kelley	Steele	Gerlott	Pittaro
vs. Maine (2/26, 1)	Harry	Wood	Bartels	Spiegel	Steele	Gerlott	Kelley	Hannon	J. Cooper
vs. Maine (2/26, 2)	Harry	Bartels	Wood	Spiegel	Hannon	Kelley	Steele	Gerlott	J. Cooper
at Virginia (3/4)	Harry	Bartels	Wood	Spiegel	Hannon	Gerlott	Kelley	Steele	J. Cooper
at Virginia (3/5)	Harry	Bartels	Wood	Spiegel	Hannon	Gerlott	Kelley	Steele	J. Cooper
at Virginia (3/6)	Harry	Bartels	Wood	Gerlott	Hannon	Kelley	Steele	Spiegel	Cease
at VMI (3/8)	Harry	Bartels	Wood	Gerlott	Hannon	Kelley	Steele	Spiegel	Cease
vs. UMass (3/11)	Hannon	Bartels	Wood	Gerlott	Harry	Piacentino	Steele	Spiegel	Pittaro
vs. UMass (3/12)	Hannon	Bartels	Wood	Gerlott	Harry	Spiegel	Steele	Kelley	Pittaro
vs. UMass (3/13)	Bartels	Wood	Gerlott	Spiegel	Hannon	Harry	Kelley	T. Cooper	Kailher
Milwaukee (3/18)	Harry	Wood	Piacentino	Spiegel	Hannon	Bartels	Gerlott	Kelley	Kailher
Milwaukee (3/19)	Harry	Wood	Piacentino	Bartels	Gerlott	Hannon	Spiegel	Kelley	Kailher
Milwaukee (3/20)	Bartels	Harry	Wood	Steele	Gerlott	Hannon	Spiegel	Kelley	Kailher
Youngstown State (3/22)	Bartels	Piacentino	Spiegel	Steele	Gerlott	Harry	Kelley	T. Cooper	Kailher
Rutgers (3/25, 1)	Gerlott	Piacentino	Wood	Spiegel	Bartels	Harry	Kelley	Kailher	Cease
Rutgers (3/25, 2)	Gerlott	Piacentino	Wood	Spiegel	Bartels	Harry	Kelley	Kailher	Pittaro
Rutgers (3/26)	Gerlott	Piacentino	Wood	Spiegel	Bartels	Harry	Kelley	Kailher	Pittaro
St. Bonaventure (3/30)	Gerlott	Piacentino	Wood	Bartels	Harry	Kelley	Kailher	Pittaro	T. Cooper
at Maryland (4/1)	Gerlott	Piacentino	Wood	Harry	Spiegel	Bartels	Pittaro	Kailher	Cease
at Maryland (4/2)	Bartels	Piacentino	Wood	Spiegel	Harry	Gerlott	Kailher	Steele	T. Cooper
at Maryland (4/3)	Kailher	Piacentino	Wood	Harry	Bartels	Steele	Gerlott	Kelley	Pittaro
Bucknell (4/6)	Bartels	Wood	Harry	Spiegel	Gerlott	Pittaro	Kelley	T. Cooper	Cease
at Northwestern (4/9, 1)	Bartels	Wood	Spiegel	Piacentino	Harry	Gerlott	Pittaro	Kelley	Cease
at Northwestern (4/9, 2)	Bartels	Wood	Piacentino	Spiegel	Harry	Pittaro	Gerlott	Steele	T. Cooper
at Northwestern (4/10)	Harry	Piacentino	Wood	Bartels	Steele	Spiegel	Pittaro	Gerlott	T. Cooper
West Virginia (4/12)	Harry	Wood	Bartels	Spiegel	Pittaro	Steele	Gerlott	Kelley	Cease
Purdue (4/14)	Bartels	Harry	Wood	Piacentino	Pittaro	Steele	Spiegel	Kelley	Cease
Purdue (4/15)	Bartels	Wood	Spiegel	Piacentino	Harry	Pittaro	Kelley	Gerlott	Cease
Purdue (4/16)	Bartels	Wood	Spiegel	Piacentino	Harry	Pittaro	Kelley	Gerlott	T. Cooper
Mount St. Mary's (4/20)	Bartels	Harry	Wood	Spiegel	Piacentino	Pittaro	Kelley	Kailher	T. Cooper
at Minnesota (4/22)	Bartels	Harry	Wood	Spiegel	Steele	Piacentino	Gerlott	Kailher	Pittaro
at Minnesota (4/23)	Bartels	Harry	Wood	Spiegel	Steele	Piacentino	Kailher	Gerlott	Cease
at Minnesota (4/24)	Bartels	Harry	Wood	Spiegel	Steele	Piacentino	Kailher	Kelley	Cease
Bucknell (4/26)	Bartels	Wood	Spiegel	Kailher	Gerlott	Kelley	Hannon	T. Cooper	Cease
at West Virginia (4/27)	Bartels	Harry	Wood	Spiegel	Piacentino	Kailher	Gerlott	Hannon	Kelley

NATIONAL POLLS

AWARDS/HONORS

D1Baseball (4/25)

Rank	Team	Record	Prev.
1.	Tennessee	37-3	1
2.	Oregon State	31-8	2
3.	Miami	31-9	5
4.	Southern Miss	32-8	6
5.	Arkansas	31-9	4
6.	Stanford	24-12	7
7.	Virginia Tech	28-9	8
8.	Oklahoma State	27-13	3
9.	Texas Tech	29-14	9
10.	Texas	30-13	10
11.	Virginia	31-10	11
12.	Gonzaga	26-11	12
13.	UCLA	27-12	13
14.	Georgia	28-12	14
15.	UConn	32-8	15
16.	Louisville	27-12	16
17.	Texas State	32-9	17
18.	Notre Dame	26-8	18
19.	Auburn	29-12	19
20.	TCU	27-13	21
21.	Texas A&M	25-14	NR
22.	LSU	27-12	22
23.	Maryland	32-8	24
24.	Georgia Southern	27-12	25
25.	Wofford	30-10	NR

Kyle Hannon

Big Ten Player of the Week (3/9)

Travis Luensmann

Big Ten Player To Watch

Mason Mellott

NCBWA Stopper Of The Year Watch List

Johnny Piacentino

Big Ten Player To Watch

Matt Wood

Buster Posey Award Watch List
Big Ten Player of the Week (3/2)
Big Ten Player To Watch

Baseball America (4/25)

Rank	Team	Record	Prev.
1.	Tennessee	37-3	1
2.	Oregon State	31-8	3
3.	Miami	31-9	5
4.	Stanford	24-12	6
5.	Virginia	31-10	8
6.	Southern Miss	32-8	7
7.	TCU	27-13	15
8.	Oklahoma State	27-13	2
9.	Virginia Tech	28-9	11
10.	Arkansas	31-9	4
11.	Gonzaga	26-11	12
12.	Louisville	27-12	13
13.	Notre Dame	26-8	14
14.	UCLA	27-12	16
15.	Texas Tech	29-14	17
16.	Georgia	28-12	18
17.	Georgia Southern	27-12	19
18.	Texas	30-13	20
19.	Texas State	32-9	21
20.	Maryland	32-8	22
21.	Auburn	29-12	23
22.	Wofford	30-10	24
23.	Texas A&M	25-14	NR
24.	Florida State	24-15	9
25.	Oregon	26-13	10

NCBWA (4/25)

Rank	Team	Record	Prev.
1.	Tennessee	37-3	1
2.	Oregon State	31-8	2
3.	Miami	31-9	5
4.	Southern Miss	32-8	6
5.	Stanford	24-12	8
6.	Arkansas	31-9	3
7.	Texas	30-13	7
8.	Oklahoma State	27-13	4
9.	Virginia Tech	28-9	16
10.	Virginia	31-10	11
11.	Texas Tech	29-14	9
12.	UCLA	27-12	15
13.	UConn	32-8	13
14.	Gonzaga	26-11	10
15.	Georgia	28-12	12
16.	Notre Dame	26-8	14
17.	Louisville	27-12	17
18.	TCU	27-13	21
19.	Auburn	29-12	25
20.	Texas State	32-9	18
21.	Maryland	32-8	19
22.	Vanderbilt	28-11	20
23.	LSU	27-12	23
24.	Georgia Southern	27-12	29
25.	Oregon	26-13	22
26.	Texas A&M	25-14	NR
27.	Arizona	28-13	27
28.	Wofford	30-10	NR
29.	UCSB	27-9	NR
30.	Florida State	24-15	26

PAGE 8 | PENN STATE VS. OMAHA
MULTI-HIT/RBI GAMES/STREAKS

Multiple Hit Games	2	3	4	5+	Total
14 Wood, Matt	14	5	-	-	19
41 Spiegel, Josh	14	-	1	-	15
1 Harry, Jay	12	2	-	-	14
3 Bartels, Cole	9	2	-	-	11
35 Gerlott, Billy	5	1	-	-	6
2 Hannon, Kyle	4	1	-	-	5
22 Piacentino, Johnny	3	2	-	-	5
13 Kelley, Tayven	4	-	-	-	4
7 Pittaro, C.J.	3	-	-	-	3
30 Steele, Anthony	2	1	-	-	3
40 Kailher, Ben	2	-	-	-	2
4 Cooper, Tyson	1	-	-	-	1
19 Cease, Derek	1	-	-	-	1
TEAM	74	14	1	0	89

Hitting Streaks	Longest	Current
14 Wood, Matt	20	20
3 Bartels, Cole	16	2
1 Harry, Jay	14	-
35 Gerlott, Billy	7	-
7 Pittaro, C.J.	7	-
41 Spiegel, Josh	7	3
2 Hannon, Kyle	6	1
30 Steele, Anthony	6	-
13 Kelley, Tayven	4	1
19 Cease, Derek	4	1
22 Piacentino, Johnny	4	-
40 Kailher, Ben	3	-
4 Cooper, Tyson	2	-
9 Throneberry, Conno	1	1

Multiple RBI Games	2	3	4	5+	Total
14 Wood, Matt	5	2	1	-	8
41 Spiegel, Josh	3	2	1	-	6
13 Kelley, Tayven	4	1	-	-	5
3 Bartels, Cole	2	-	1	-	3
35 Gerlott, Billy	2	1	-	-	3
7 Pittaro, C.J.	1	2	-	-	3
1 Harry, Jay	2	1	-	-	3
22 Piacentino, Johnny	3	-	-	-	3
2 Hannon, Kyle	2	-	-	-	2
30 Steele, Anthony	-	1	-	-	1
TEAM	24	10	3	0	37

Reached Base Streaks	Longest	Current
14 Wood, Matt	20	20
35 Gerlott, Billy	18	3
3 Bartels, Cole	17	2
1 Harry, Jay	14	-
41 Spiegel, Josh	11	3
19 Cease, Derek	8	1
22 Piacentino, Johnny	7	4
30 Steele, Anthony	7	-
7 Pittaro, C.J.	7	3
2 Hannon, Kyle	7	1
40 Kailher, Ben	6	-
4 Cooper, Tyson	5	1
13 Kelley, Tayven	4	3
46 Burke, Noah	1	1
9 Throneberry, Conno	1	1
15 Franks, Brendan	1	-

BIG TEN STANDINGS
(Through 4/27)

	Big Ten		Overall	
	W-L	Pct.	W-L	Pct.
Rutgers	12-3	.800	33-9	.786
Maryland	9-3	.750	33-8	.805
Illinois	11-4	.733	21-17	.553
Iowa	8-4	.667	24-13	.649
Michigan	8-4	.667	22-16	.579
Northwestern	6-6	.500	19-17	.528
Penn State	7-8	.467	18-21	.462
Nebraska	5-7	.417	17-23	.425
Purdue	4-6	.400	23-13	.639
Indiana	4-8	.333	18-23	.439
Michigan State	3-9	.250	18-21	.462
Ohio State	3-10	.231	13-23	.361
Minnesota	2-10	.167	12-27	.308



This Week Around the BIG

April 29-May 1

Illinois:
at Indiana*

Indiana:
vs. Illinois*

Iowa:
at Nebraska*

Maryland:
vs. Northwestern*

Michigan:
at Purdue*

Michigan State:
vs. Minnesota*

Minnesota:
at Michigan State*

Nebraska:
vs. Iowa*

Northwestern:
at Maryland*

Ohio State:
vs. Rutgers*

Penn State:
vs. Omaha

Purdue:
vs. Michigan*

Rutgers:
at Ohio State*

NITTANY LIONS IN PROS

Level	Years at PSU	2022 Team	Organization
TRIPLE-A			
Jim Haley, 3B	2014-16	Durham	Tampa Bay Rays
Eric Mock, P	2016-19	Columbus	Cleveland Guardians
DOUBLE-A			
Dante Biasi, P	2017-18	NW Arkansas	Kansas City Royals
Justin Hagenman, P	2016-18	Tulsa	Los Angeles Dodgers
HIGH-A			
SINGLE-A			
Conor Larkin, P	2018-21	Dunedin	Toronto Blue Jays
Kyle Virbitsky, P	2018-21	Stockton	Oakland A's
Unassigned			
Bailey Dees, P	2018-21	N/A	New York Yankees
Justin Williams, 3B	2019-21	N/A	Houston Astros

*As of 4/8/22

THE LAST TIME...

A Penn State Team

Won 10 or more consecutive games.....April 14-30, 2000
 Scored 10 or more runs in a game.....11, vs. Mount St. Mary’s; April 20, 2022
 Scored 20 or more runs in a game27, Michigan State; May 1, 2021
 Had a 10+ run inning.....10 (1st), Michigan State; May 1, 2021
 Did not strikeout.....vs. Niagara; March 18, 2016
 Turned a triple play.....8th inning, Michigan State; May 16, 2014
 Shut out an opponent.....vs. UMass (1-0); March 13, 2022
 Shut out consecutive opponents.....vs. Monmouth (1-0); February 15, 2019/vs. Monmouth (7-0), February 16, 2019
 Was shut out at home.....Milwaukee (12-0); March 20, 2022
 Was shut out on the roadat Illinois (9-0); May 21, 2021
 Was shut out in consecutive games.....at Delaware (5-0); March 18, 2017/Delaware (8-0); March 19, 2017
 Swept a three-game series at homeMichigan State; April 30-May 2, 2021
 Swept a three-game series on the road.....at Northwestern; April 15-17, 2016
 Swept a three-game conference series at home.....Michigan State; April 30-May 2, 2021
 Swept a three-game conference series on the road.....at Northwestern; April 15-17, 2016
 Beat a ranked opponent.....at #23 Maryland (6-4, 10 inn); April 2, 2022
 Beat a ranked opponent on the road.....at #23 Maryland (6-4, 10 inn); April 2, 2022
 Beat a Top-5 ranked opponent.....at #1 North Carolina (3-2); March 3, 2007
 Won a series against a ranked opponent.....at #16 Michigan (four games); April 12-13, 2007
 Won a series against a ranked opponent on the road.....at #16 Michigan (four games); April 12-13, 2007
 Played an extra-inning game.....at Northwestern (L, 2-5, 10); April 10, 2022
 Played a 12+ inning gameIowa (W, 5-4, 12); May 20, 2016
 Played a 15+ inning gameIllinois (L, 4-2, 15); April 25, 2015

A Penn State Player

Hit two home runs in a game.....Jay Harry (2), vs. Rutgers; March 25, 2022
 Hit three home runs in a game.....Johnny Piacentino (3), vs. Northwestern; March 7, 2021
 Led off game with a home run.....Gavin Homer, at Rutgers; April 4, 2021
 Hit a grand slam.....Justin Williams, Rutgers, May 17, 2021
 Hit back-to-back homers.....Gavin Homer/Jordan Bowersox (7th), UCF; March 10, 2019
 Hit a walk-off home run.....Curtis Robison, Wagner; February 23, 2020
 Hit a pinch-hit home run.....Billy Gerlott, at Minnesota; April 24, 2022
 Hit an inside-the-park home run.....Kris Kremer, Pittsburgh; April 10, 2019
 Had five or more RBI in a game.....Curtis Robison (5), at Illinois; May 23, 2021
 Had seven or more RBI in a game.....Aaron Novak (8), at Charleston Southern; March 8, 2015
 Had four hits in a game.....Josh Spiegel (4), Purdue; April 16, 2022
 Had five hits in a game.....Johnny Piacentino (5), Michigan State; May 1, 2021
 Had two hits in an inning.....Cole Bartels, Purdue (3rd); April 14, 2022
 Stole three or more bases.....Greg Guers, Bucknell; April 19, 2016
 Had a 10-game hit streak.....Matt Wood (21); March 25-April 27, 2022*
 Had a 20-game hit streak.....Matt Wood (21); March 25-April 27, 2022*

Had 10 or more strikeouts.....Kyle Virbitsky (12), vs. Minnesota; May 29, 2021
 Pitched a complete game.....Dante Biasi (7IP), Xavier; May 11, 2018
 Pitched a nine-inning complete game.....Greg Welsh, Michigan State; May 17, 2013
 Pitched a combined nine-inning shutout....Mason Mellott/Tyler Shingledecker/Jaden Henline, vs. UMass; March 13, 2022
 Pitched an individual nine-inning shutout.....Greg Welsh, Michigan State; May 17, 2013
 Pitched a no-hitter.....Steven Hill, at Iowa; April 21, 2012

*Active Streak

HITTING CAREER HIGHS



#3 COLE BARTELS

Career Bests

Hits	3	2x, last vs. Mount St. Mary's	4/20/22
Runs	2	10x, last vs. Bucknell	4/26/22
Doubles	2	vs. Mount St. Mary's	4/20/22
Triples	1	vs. Rutgers	5/17/21
Home Runs	1	3x, last vs. West Virginia	4/10/22
RBI	4	vs. Mount St. Mary's	4/20/22
Walks	2	5x, last vs. Purdue	4/15/22
Stolen Bases	2	vs. Michigan State	5/2/21



#46 NOAH BURKE

Career Bests

Hits	n/a		
Runs	n/a		
Doubles	n/a		
Triples	n/a		
Home Runs	n/a		
RBI	n/a		
Walks	1	vs. Rutgers	3/26/22
Stolen Bases	n/a		



#19 DEREK CEASE

Career Bests

Hits	2	vs. Bucknell	4/6/22
Runs	2	vs. Bucknell	4/6/22
Doubles	1	at VMI	3/8/22
Triples	n/a		
Home Runs	n/a		
RBI	1	2x, last vs. Bucknell	4/26/22
Walks	1	7x, last at West Virginia	4/27/22
Stolen Bases	1	vs. Bucknell	4/6/22



#23 JAKE COOPER

Career Bests


Hits	n/a		
Runs	n/a		
Doubles	n/a		
Triples	n/a		
Home Runs	n/a		
RBI	n/a		
Walks	n/a		
Stolen Bases	n/a		



#4 TYSON COOPER

Career Bests

Hits	2	vs. Bucknell	4/6/22
Runs	2	vs. Mount St. Mary's	4/20/22
Doubles	1	vs. Michigan State	5/2/21
Triples	n/a		
Home Runs	n/a		
RBI	1	2x, last vs. Michigan State	5/2/21
Walks	3	vs. Michigan	3/27/21
Stolen Bases	1	at Rutgers	4/4/21



#5 CARSON ERTTER

Career Bests

Hits	n/a		
Runs	n/a		
Doubles	n/a		
Triples	n/a		
Home Runs	n/a		
RBI	1	vs. Michigan State	5/1/21
Walks	1	vs. Michigan State	5/1/21
Stolen Bases	n/a		

HITTING CAREER HIGHS



#15 BRENDEN FRANKS

Career Bests

Hits	1	2x, last vs. Princeton	2/29/20
Runs	1	2x, last vs. Michigan State	5/1/21
Doubles	n/a		
Triples	n/a		
Home Runs	n/a		
RBI	n/a		
Walks	1	vs. LIU	2/19/22
Stolen Bases	n/a		



#35 BILLY GERLOTT

Career Bests

Hits	3	vs. Purdue	4/15/22
Runs	2	2x, last vs. Purdue	4/15/22
Doubles	1	7x, last vs. Purdue	4/15/22
Triples	1	2x, last at West Virginia	4/27/22
Home Runs	1	3x, last at Minnesota	4/24/22
RBI	3	2x, last at Minnesota	4/24/22
Walks	2	2x, last vs. Bucknell	4/26/22
Stolen Bases	1	4x, last vs. Bucknell	4/26/22



#2 KYLE HANNON

Career Bests

Hits	3	at Virginia	3/5/22
Runs	2	vs. Northwestern	3/7/21
Doubles	1	6x, last at Virginia	3/6/22
Triples	1	2x, last vs. Milwaukee	3/19/22
Home Runs	n/a		
RBI	2	2x, last vs. LIU	2/19/22
Walks	2	vs. Northeastern	2/20/22
Stolen Bases	1	3x, last vs. Bucknell	4/26/22



#1 JAY HARRY

Career Bests

Hits	3	3x, last at Northwestern	4/9/22
Runs	3	vs. Michigan state	5/1/21
Doubles	2	vs. Northwestern	3/7/21
Triples	1	2x, last at Minnesota	4/24/22
Home Runs	2	vs. Rutgers	3/25/22
RBI	6	vs. Michigan State	5/1/21
Walks	2	2x, last at West Virginia	4/27/22
Stolen Bases	1	4x, last vs. Mount St. Mary's	4/20/22



#40 BEN KAILHER

Career Bests

Hits	2	3x, last at Minnesota	4/23/22
Runs	2	vs. Mount St. Mary's	4/20/22
Doubles	1	2x, last at West Virginia	4/27/22
Triples	1	vs. Fairleigh Dickinson	3/8/20
Home Runs	n/a		
RBI	2	vs. Princeton	2/28/20
Walks	2	3x, last vs. Mount St. Mary's	4/20/22
Stolen Bases	2	vs. Mount St. Mary's	4/20/22



#13 TAYVEN KELLEY

Career Bests

Hits	2	9x, last vs. Purdue	4/14/22
Runs	1	13x, last at West Virginia	4/27/22
Doubles	1	13x, last at West Virginia	4/27/22
Triples	1	4x, last vs. Bucknell	4/26/22
Home Runs	1	at Ohio State	4/25/21
RBI	3	vs. Purdue	4/14/22
Walks	2	vs. Michigan State	4/30/21
Stolen Bases	1	at Maryland	4/3/22

HITTING CAREER HIGHS



#34 RICHIE PALTRIDGE

Career Bests

Hits	n/a
Runs	n/a
Doubles	n/a
Triples	n/a
Home Runs	n/a
RBI	n/a
Walks	n/a
Stolen Bases	n/a



#22 JOHNNY PIACENTINO

Career Bests

Hits	5	vs. Michigan State	5/1/21
Runs	4	2x, last vs. Michigan State	5/1/21
Doubles	3	vs. Michigan State	5/1/21
Triples	1	2x, last at Maryland	4/1/22
Home Runs	3	vs. Northwestern	3/7/21
RBI	5	2x, last vs. Michigan State	5/1/21
Walks	2	6x, last vs. Rutgers	3/25/22
Stolen Bases	2	vs. Princeton	2/29/20



#7 C.J. PITTARO

Career Bests*

Hits	2	3x, last at Northwestern	4/9/22
Runs	2	2x, last vs. Rutgers	3/25/22
Doubles	1	3x, last at Northwestern	4/9/22
Triples	n/a		
Home Runs	n/a		
RBI	3	2x, last vs. Rutgers	3/26/22
Walks	2	2x, last vs. Purdue	4/14/22
Stolen Bases	1	vs. Bucknell	4/6/22

*At Vanderbilt (2021)



#41 JOSH SPIEGEL

Career Bests

Hits	4	vs. Purdue	4/16/22
Runs	3	at West Virginia	4/27/22
Doubles	2	3x, last at Minnesota	4/23/22
Triples	1	3x, last vs. Bucknell	4/26/22
Home Runs	2	vs. Northwestern	3/5/21
RBI	4	vs. Purdue	4/16/22
Walks	3	vs. Minnesota	5/29/21
Stolen Bases	1	at Illinois	5/23/21



#30 ANTHONY STEELE

Career Bests

Hits	3	vs. Maine	2/25/22
Runs	1	5x, last vs. Purdue	4/14/22
Doubles	1	vs. West Virginia	4/10/22
Triples	1	vs. Maine	2/26/22
Home Runs	1	at VMI	3/8/22
RBI	2	vs. Maine	2/26/22
Walks	2	at Minnesota	4/23/22
Stolen Bases	1	vs. Maine	2/25/22



#9 CONNOR THRONEBERRY

Career Bests

Hits	1	vs. UMass	3/12/22
Runs	1	vs. UMass	3/12/22
Doubles	n/a		
Triples	n/a		
Home Runs	n/a		
RBI	n/a		
Walks	n/a		
Stolen Bases	n/a		

HITTING CAREER HIGHS/PITCHING CAREER BESTS



#14 MATT WOOD

Career Bests

Hits	3	10x, last at Minnesota	4/23/22
Runs	4	vs. LIU	2/19/22
Doubles	2	vs. Nebraska	4/16/21
Triples	1	4x, last at Minnesota	4/22/22
Home Runs	3	vs. LIU	2/19/22
RBI	4	vs. LIU	2/19/22
Walks	3	2x, last vs. Bucknell	4/26/22
Stolen Bases	1	6x, last at Minnesota	4/23/22



#19 DEREK CEASE

Career Bests

IP	1.0	vs. Monmouth	2/18/22
Longest Start	n/a		
Longest Relief	1.0	vs. Monmouth	2/18/22
Hits	1	vs. Monmouth	2/18/22
Runs	1	vs. Monmouth	2/18/22
Earned Runs	0	vs. Monmouth	2/18/22
Walks	3	vs. Monmouth	2/18/22
Strikeouts	1	vs. Monmouth	2/18/22



#8 PATRICK DEMARCO

Career Bests

IP	0.1	at VMI	3/8/22
Longest Start	n/a		
Longest Relief	0.1	at VMI	3/8/22
Hits	2	at VMI	3/8/22
Runs	3	at VMI	3/8/22
Earned Runs	3	at VMI	3/8/22
Walks	2	at VMI	3/8/22
Strikeouts	n/a		



#49 BEN DEMELL

Career Bests

IP	1.2	vs. LIU	2/19/22
Longest Start	n/a		
Longest Relief	1.2	vs. LIU	2/19/22
Hits	1	vs. LIU	2/19/22
Runs	0	vs. LIU	2/19/22
Earned Runs	0	vs. LIU	2/19/22
Walks	3	vs. LIU	2/19/22
Strikeouts	2	vs. LIU	2/19/22



#44 DEVIN FLETCHER

Career Bests

IP	n/a
Longest Start	n/a
Longest Relief	n/a
Hits	n/a
Runs	n/a
Earned Runs	n/a
Walks	n/a
Strikeouts	n/a



#28 HUTCH GAGNON

Career Bests

IP	5.0	vs. Princeton	2/29/20
Longest Start	5.0	vs. Princeton	2/29/20
Longest Relief	3.0	2x, last vs. Wagner	2/23/20
Hits	0	8x, last at Purdue	5/27/21
Runs	0	17x, last at Iowa	5/7/21
Earned Runs	0	18x, last vs. Rutgers	5/16/21
Walks	0	16x, last at Illinois	5/22/21
Strikeouts	6	vs. Princeton	2/29/20

PITCHING CAREER BESTS



#17 SENECA GREGORY

Career Bests


IP	2.1	vs. UMass	3/12/22
Longest Start	n/a		
Longest Relief	2.1	vs. UMass	3/12/22
Hits	0	at VMI	3/8/22
Runs	0	3x, last vs. St. Bonaventure	3/30/22
Earned Runs	0	3x, last vs. St. Bonaventure	3/30/22
Walks	0	3x, last vs. St. Bonaventure	3/30/22
Strikeouts	4	vs. UMass	3/12/22



#24 JADEN HENLINE

Career Bests

IP	5.0	at Maryland	4/1/22
Longest Start	5.0	at Maryland	4/1/22
Longest Relief	4.0	2x, last vs. Rutgers	3/25/22
Hits	0	4x, last vs. UMass	3/13/22
Runs	0	8x, last vs. Youngstown State	3/22/22
Earned Runs	0	9x, last vs. Rutgers	3/25/22
Walks	0	11x, last vs. Purdue	4/14/22
Strikeouts	6	2x, last at Northwestern	4/9/22



#29 CARSON KOHLS

Career Bests

IP	3.2	vs. West Virginia	4/12/22
Longest Start	n/a		
Longest Relief	3.2	vs. West Virginia	4/12/22
Hits	0	3x, last vs. Monmouth	2/18/22
Runs	0	5x, last vs. West Virginia	4/12/22
Earned Runs	0	7x, last vs. West Virginia	4/12/22
Walks	0	6x, last vs. Bucknell	4/6/22
Strikeouts	5	vs. Bucknell	4/6/22



#33 TRAVIS LUENSMANN

Career Bests*

IP	6.0	3x, last at Minnesota	4/23/22
Longest Start	6.0	3x, last at Minnesota	4/23/22
Longest Relief	3.0	at Maryland	4/2/22
Hits	0	2x, last at Winthrop	3/2/21
Runs	0	4x, last at Minnesota	4/23/22
Earned Runs	0	6x, last at Minnesota	4/23/22
Walks	0	5x, last at Northwestern	4/9/22
Strikeouts	8	vs. Maine	2/25/22

*At South Carolina (2021)



#18 MASON MELLOTT

Career Bests

IP	5.0	vs. UMass	3/13/22
Longest Start	5.0	vs. UMass	3/13/22
Longest Relief	4.2	2x, last vs. Duke	3/2/19
Hits	0	13x, last vs. Purdue	4/16/22
Runs	0	33x, last at West Virginia	4/27/22
Earned Runs	0	46x, last at West Virginia	4/27/22
Walks	0	37x, last at Minnesota	4/24/22
Strikeouts	5	6x, last at Ohio State	4/25/21



#21 STEVEN MILLER

Career Bests

IP	4.1	at Maryland	4/2/22
Longest Start	n/a		
Longest Relief	4.1	at Maryland	4/2/22
Hits	0	7x, last vs. Youngstown State	3/22/22
Runs	0	19x, last at West Virginia	4/27/22
Earned Runs	0	21x, last at West Virginia	4/27/22
Walks	0	16x, last at Minnesota	4/24/22
Strikeouts	6	vs. Milwaukee	3/19/22

PITCHING CAREER BESTS



#27 TOMMY MOLSKY

Career Bests

IP	6.0	vs. Northeastern	2/20/22
Longest Start	6.0	vs. Northeastern	2/20/22
Longest Relief	4.0	vs. Mount St. Mary's	4/20/22
Hits	0	2x, last vs. St. Bonaventure	3/30/22
Runs	0	2x, last vs. Mount St. Mary's	4/20/22
Earned Runs	0	3x, last vs. Mount St. Mary's	4/20/22
Walks	0	4x, last vs. West Virginia	4/12/22
Strikeouts	6	2x, last vs. UMass	3/12/22



#37 JORDAN MORALES

Career Bests*

IP	7.0	vs. St. Bonaventure	4/24/21
Longest Start	7.0	vs. St. Bonaventure	4/24/21
Longest Relief	3.0	2x, last at Penn	4/3/21
Hits	0	10x, last at West Virginia	4/27/22
Runs	0	20x, last at West Virginia	4/27/22
Earned Runs	0	22x, last at West Virginia	4/27/22
Walks	0	24x, last at West Virginia	4/27/22
Strikeouts	9	vs. Saint Joseph's	5/8/21


*At LaSalle (2020-21)



#6 JOE NASTASI

Career Bests

IP	n/a
Longest Start	n/a
Longest Relief	n/a
Hits	n/a
Runs	n/a
Earned Runs	n/a
Walks	n/a
Strikeouts	n/a



#31 RYAN PARTRIDGE

Career Bests

IP	2.2	vs. Milwaukee	3/20/22
Longest Start	n/a		
Longest Relief	2.2	vs. Milwaukee	3/20/22
Hits	0	9x, last vs. Purdue	4/15/22
Runs	0	16x, last at West Virginia	4/27/22
Earned Runs	0	17x, last at West Virginia	4/27/22
Walks	0	12x, last at West Virginia	4/27/22
Strikeouts	3	vs. West Virginia	4/12/22



#25 CHASE RENNER

Career Bests

IP	2.0	3x, last vs. Bucknell	4/6/22
Longest Start	1.0	vs. Rutgers	3/25/22
Longest Relief	2.0	3x, last vs. Bucknell	4/6/22
Hits	0	4x, last vs. West Virginia	4/10/22
Runs	0	6x, last at Minnesota	4/22/22
Earned Runs	0	6x, last at Minnesota	4/22/22
Walks	0	4x, last at Minnesota	4/22/22
Strikeouts	4	vs. Bucknell	4/6/22



#11 CHAD ROGERS

Career Bests

IP	3.0	vs. Northwestern	3/7/21
Longest Start	n/a		
Longest Relief	3.0	vs. Northwestern	3/7/21
Hits	0	at Ohio State	4/24/21
Runs	0	2x, last at VMI	3/8/22
Earned Runs	0	2x, last at VMI	3/8/22
Walks	1	4x, last vs. Rutgers	3/26/22
Strikeouts	1	5x, last vs. Rutgers	3/26/22

PITCHING CAREER BESTS



#20 BLAISE SCLAFANI

Career Bests

IP	3.0*	vs. Northeastern	4/30/19
Longest Start	n/a		
Longest Relief	3.0*	vs. Northeastern	4/30/19
Hits	0	7x, last vs. Rutgers	3/26/22
Runs	0*	10x, last vs. Rutgers	3/26/22
Earned Runs	0	12x, last vs. Rutgers	3/26/22
Walks	0	9x, last vs. Rutgers	3/26/22
Strikeouts	3*	3x, last vs. Canisius	2/15/20

*At UMass Lowell (2020-21)



#36 TYLER SHINGLEDECKER

Career Bests

IP	4.1	2x, last vs. Youngstown State	4/9/19
Longest Start	4.1	vs. Youngstown State	4/9/19
Longest Relief	4.1	vs. Binghamton	3/26/19
Hits	0	21x, last vs. UMass	3/13/22
Runs	0	24x, last vs. Purdue	4/14/22
Earned Runs	0	31x, last at Minnesota	4/23/22
Walks	0	19x, last at West Virginia	4/27/22
Strikeouts	9	vs. Northwestern	3/5/21



#30 ANTHONY STEELE

Career Bests

IP	1.0	2x, last vs. Milwaukee	3/20/22
Longest Start	0.2	vs. Bucknell	4/6/22
Longest Relief	1.0	2x, last vs. Milwaukee	3/20/22
Hits	0	vs. Youngstown State	3/22/22
Runs	0	3x, last vs. Youngstown State	3/22/22
Earned Runs	0	3x, last vs. Youngstown State	3/22/22
Walks	0	2x, last vs. Youngstown State	3/22/22
Strikeouts	2	2x, last vs. Youngstown State	3/22/22



#12 KELLAN TULIO

Career Bests*

IP	6.0	vs. Maine	2/26/22
Longest Start	6.0	vs. Maine	2/26/22
Longest Relief	2.1	at Minnesota	4/24/22
Hits	0	8x, last vs. St. Bonaventure	3/30/22
Runs	0	8x, last vs. St. Bonaventure	3/30/22
Earned Runs	0	8x, last vs. St. Bonaventure	3/30/22
Walks	0	5x, last vs. St. Bonaventure	3/30/22
Strikeouts	7	at Northwestern	4/9/22

*At Louisville (2020-21)

CAREER STATS

#3 COLE BARTELS IF/OF R/R GR. 6-3/195 BELMONT, MASS.

Year	Avg	GP-GS	AB	R	H	2B	3B	HR	RBI	TB	SLG%	BB	HBP	SO	GDP	OB%	SF	SH	SB-ATT	PO	A	E	FLD%
2018	.000	17-3	0	0	0	0	0	0	0	0	.000	0	0	0	0	.000	0	0	0-0	0	1	0	1.000
2019	.000	7-3	0	0	0	0	0	0	0	0	.000	0	0	0	0	.000	0	0	0-0	1	1	1	.667
2020	.273	8-7	22	8	6	2	0	0	3	8	.364	7	1	4	0	.452	1	0	1-1	53	1	0	1.000
2021	.245	35-26	98	13	24	4	1	1	13	33	.337	13	1	21	4	.333	2	1	3-3	141	11	2	.987
2022	.288	39-39	153	25	44	7	0	2	15	57	.373	16	4	16	1	.366	2	0	3-4	157	8	2	.988
TOTAL	.271	106-78	273	46	74	13	1	3	31	98	.359	36	6	41	5	.363	5	1	7-8	352	24	5	.987

#46 NOAH BURKE OF L/R FR. 6-0/192 PITTSBURGH, PA.

Year	Avg	GP-GS	AB	R	H	2B	3B	HR	RBI	TB	SLG%	BB	HBP	SO	GDP	OB%	SF	SH	SB-ATT	PO	A	E	FLD%
2022	.000	5-0	4	0	0	0	0	0	0	0	.000	1	1	3	0	.333	0	0	0-0	0	0	0	.000
TOTAL	.000	5-0	4	0	0	0	0	0	0	0	.000	1	1	3	0	.333	0	0	0-0	0	0	0	.000

#19 DEREK CEASE IF/P R/R FR. 5-8/150 PLYMOUTH, PA.

Year	Avg	GP-GS	AB	R	H	2B	3B	HR	RBI	TB	SLG%	BB	HBP	SO	GDP	OB%	SF	SH	SB-ATT	PO	A	E	FLD%
2022	.182	27-12	44	7	8	1	0	0	2	9	.205	7	0	11	1	.294	0	0	1-1	22	44	5	.930
TOTAL	.182	27-12	44	7	8	1	0	0	2	9	.205	7	0	11	1	.294	0	0	1-1	22	44	5	.930

Year	ERA	W-L	APP	GS	CG	SHO	SV	IP	H	R	ER	BB	SO	2B	3B	HR	BF	BAA	WP	HBP	BK	SFA	SHA
2022	0.00	0-0	1	0	0	0/0	0	1.0	1	1	0	3	1	0	0	0	7	.250	0	0	0	0	0
TOTAL	0.00	0-0	1	0	0	0/0	0	1.0	1	1	0	3	1	0	0	0	7	.250	0	0	0	0	0

#23 JAKE COOPER IF R/R FR. 5-9/195 STATE COLLEGE, PA.

Year	Avg	GP-GS	AB	R	H	2B	3B	HR	RBI	TB	SLG%	BB	HBP	SO	GDP	OB%	SF	SH	SB-ATT	PO	A	E	FLD%
2022	.000	8-4	14	0	0	0	0	0	0	0	.000	0	0	6	0	.000	0	1	0-0	1	10	1	.917
TOTAL	.000	8-4	14	0	0	0	0	0	0	0	.000	0	0	6	0	.000	0	1	0-0	1	10	1	.917

#4 TYSON COOPER C/IF S/R R-SO. 5-9/200 STATE COLLEGE, PA.

Year	Avg	GP-GS	AB	R	H	2B	3B	HR	RBI	TB	SLG%	BB	HBP	SO	GDP	OB%	SF	SH	SB-ATT	PO	A	E	FLD%
2021	.111	11-3	18	2	2	1	0	0	2	3	.167	6	0	8	0	.333	0	0	1-1	16	1	0	1.000
2022	.125	15-10	32	3	4	0	0	0	0	4	.125	6	0	5	1	.263	0	2	0-2	52	11	2	.969
TOTAL	.120	26-13	50	5	6	1	0	0	2	6	.140	12	0	13	1	.290	0	2	1-3	68	12	2	.976

#8 PATRICK DEMARCO RHP R/R FR. 6-1/200 LOS ANGELES, CALIF.

Year	ERA	W-L	APP	GS	CG	SHO	SV	IP	H	R	ER	BB	SO	2B	3B	HR	BF	BAA	WP	HBP	BK	SFA	SHA
2022	81.00	0-0	1	0	0	0/0	0	0.1	2	3	3	2	0	0	0	0	5	1.000	1	0	0	0	0
TOTAL	81.00	0-0	1	0	0	0/0	0	0.1	2	3	3	2	0	0	0	0	5	1.000	1	0	0	0	0

#49 BEN DEMELL IF/P L/R FR. 6-5/205 CONCORD, OHIO

Year	Avg	GP-GS	AB	R	H	2B	3B	HR	RBI	TB	SLG%	BB	HBP	SO	GDP	OB%	SF	SH	SB-ATT	PO	A	E	FLD%
2022	-	-	-	-	-	-	-	-	-	-	-	-	-	-	-	-	-	-	-	-	-	-	-
TOTAL	-	-	-	-	-	-	-	-	-	-	-	-	-	-	-	-	-	-	-	-	-	-	-

Year	ERA	W-L	APP	GS	CG	SHO	SV	IP	H	R	ER	BB	SO	2B	3B	HR	BF	BAA	WP	HBP	BK	SFA	SHA
2022	0.00	0-0	1	0	0	0/0	0	1.2	0	0	0	0	0	0	0	0	0	.000	0	0	0	0	0
TOTAL	0.00	0-0	1	0	0	0/0	0	1.2	0	0	0	0	0	0	0	0	0	.000	0	0	0	0	0

#5 CARSON ERTTER OF L/L JR. 5-10/175 EBENSBURG, PA.

Year	Avg	GP-GS	AB	R	H	2B	3B	HR	RBI	TB	SLG%	BB	HBP	SO	GDP	OB%	SF	SH	SB-ATT	PO	A	E	FLD%
2020	.000	3-0	2	0	0	0	0	0	0	0	.000	0	1	0	0	.333	0	0	0-0	1	0	0	1.000
2021	.000	1-0	1	0	0	0	0	0	1	0	.000	1	0	0	0	.500	0	0	0-0	0	0	0	.000
2022	-	-	-	-	-	-	-	-	-	-	-	-	-	-	-	-	-	-	-	-	-	-	-
TOTAL	.000	4-0	3	0	0	0	0	0	1	0	.000	1	1	0	0	.400	0	0	0-0	1	0	0	1.000

CAREER STATS

#44 DEVIN FLETCHER RHP R/R FR. 6-8/215 BETHLEHEM, PA.

Year	ERA	W-L	APP	GS	CG	SHO	SV	IP	H	R	ER	BB	SO	2B	3B	HR	BF	BAA	WP	HBP	BK	SFA	SHA
2022	-	-	-	-	-	-	-	-	-	-	-	-	-	-	-	-	-	-	-	-	-	-	-
TOTAL	-	-	-	-	-	-	-	-	-	-	-	-	-	-	-	-	-	-	-	-	-	-	-

#15 BRENDEN FRANKS IF/P R/R JR. 6-3/205 STATE COLLEGE, PA.

Year	Avg	GP-GS	AB	R	H	2B	3B	HR	RBI	TB	SLG%	BB	HBP	SO	GDP	OB%	SF	SH	SB-ATT	PO	A	E	FLD%
2020	.667	4-0	3	1	2	0	0	0	0	2	.667	0	0	1	0	.667	0	0	0-0	2	0	0	1.000
2021	.000	4-0	3	1	0	0	0	0	0	0	.000	0	1	2	0	.250	0	0	0-0	4	0	0	1.000
2022	.000	8-0	4	0	0	0	0	0	0	0	.000	1	0	1	1	.200	0	0	0-0	0	0	0	1.000
TOTAL	.200	16-0	10	2	2	0	0	0	0	2	.200	1	1	4	1	.333	0	0	0-0	6	0	0	1.000
Year	Avg	GP-GS	AB	R	H	2B	3B	HR	RBI	TB	SLG%	BB	HBP	SO	GDP	OB%	SF	SH	SB-ATT	PO	A	E	FLD%
2020	-	-	-	-	-	-	-	-	-	-	-	-	-	-	-	-	-	-	-	-	-	-	-
2021	-	-	-	-	-	-	-	-	-	-	-	-	-	-	-	-	-	-	-	-	-	-	-
2022	-	-	-	-	-	-	-	-	-	-	-	-	-	-	-	-	-	-	-	-	-	-	-
TOTAL	-	-	-	-	-	-	-	-	-	-	-	-	-	-	-	-	-	-	-	-	-	-	-

#28 HUTCH GAGNON LHP L/L SR. 6-3/220 DOWNINGTOWN, PA.

Year	ERA	W-L	App	GS	CG	SHO	SV	IP	H	R	ER	BB	SO	2B	3B	HR	BF	B/Avg	WP	HBP	BK	SFA	SHA
2019	5.59	0-1	18	0	0	0/0	0	19.1	21	12	12	11	21	4	1	2	93	.273	3	3	0	0	2
2020	3.21	1-0	4	2	0	0/0	0	14.0	15	5	5	6	17	4	1	0	62	.268	0	0	0	0	0
2021	6.75	0-1	11	0	0	0/0	0	12.0	18	10	9	4	13	3	1	1	64	.327	2	3	0	1	1
2022	-	-	-	-	-	-	-	-	-	-	-	-	-	-	-	-	-	-	-	-	-	-	-
TOTAL	5.16	1-2	33	2	0	0/0	0	45.1	54	27	26	21	51	11	3	3	219	.287	5	6	0	1	3

#35 BILLY GERLOTT OF/IF R/R SO. 6-1/195 AUBURN, PA.

Year	Avg	GP-GS	AB	R	H	2B	3B	HR	RBI	TB	SLG%	BB	HBP	SO	GDP	OB%	SF	SH	SB-ATT	PO	A	E	FLD%
2021	-	-	-	-	-	-	-	-	-	-	-	-	-	-	-	-	-	-	-	-	-	-	-
2022	.215	39-36	130	16	28	7	2	3	19	48	.369	13	5	38	3	.307	2	0	4-6	51	2	0	1.000
TOTAL	.215	39-36	130	16	28	7	2	3	19	48	.369	13	5	38	3	.307	2	0	4-6	51	2	0	1.000

#17 SENECA GREGORY RHP R/R FR. 6-4/225 STAFFORD, VA.

Year	ERA	W-L	APP	GS	CG	SHO	SV	IP	H	R	ER	BB	SO	2B	3B	HR	BF	BAA	WP	HBP	BK	SFA	SHA
2022	10.80	0-0	6	0	0	0/0	0	6.2	10	9	8	4	7	2	0	0	36	.345	1	2	0	0	1
TOTAL	10.80	0-0	6	0	0	0/0	0	6.2	10	9	8	4	7	2	0	0	36	.345	1	2	0	0	1

#2 KYLE HANNON IF/OF L/R SO. 5-10/194 HARRISBURG, PA.

Year	Avg	GP-GS	AB	R	H	2B	3B	HR	RBI	TB	SLG%	BB	HBP	SO	GDP	OB%	SF	SH	SB-ATT	PO	A	E	FLD%
2021	.133	12-9	30	3	4	1	1	0	1	7	.233	2	0	12	0	.188	0	1	0-0	15	0	0	1.000
2022	.275	21-19	69	9	19	5	1	0	8	26	.377	6	2	18	3	.351	0	0	3-3	23	40	7	.900
TOTAL	.232	33-28	99	12	23	6	2	0	9	33	.333	8	2	30	3	.303	0	1	3-3	38	40	7	.918

#1 JAY HARRY IF L/R SO. 6-0/195 METUCHEN, N.J.

Year	Avg	GP-GS	AB	R	H	2B	3B	HR	RBI	TB	SLG%	BB	HBP	SO	GDP	OB%	SF	SH	SB-ATT	PO	A	E	FLD%
2021	.268	42-42	142	22	38	10	0	1	18	51	.359	12	4	25	2	.335	3	0	1-1	58	101	11	.935
2022	.307	39-38	153	26	47	6	2	4	18	69	.451	11	4	21	0	.367	1	0	3-6	46	109	5	.969
TOTAL	.288	81-80	295	48	85	16	2	5	36	120	.407	23	8	46	2	.352	4	0	4-7	104	210	16	.952

CAREER STATS

#24 JADEN HENLINE RHP L/R SO. 6-2/195 NEW CUMBERLAND, PA.

Year	ERA	W-L	App	GS	CG	SHO	SV	IP	H	R	ER	BB	SO	2B	3B	HR	BF	B/Avg	WP	HBP	BK	SFA	SHA
2021	3.72	0-0	9	3	0	0/0	0	19.1	17	8	8	8	22	2	0	2	86	.230	1	3	0	0	1
2022	5.20	0-2	12	4	0	0/1	3	36.1	41	27	11	12	40	11	2	3	159	.287	5	2	0	1	1
TOTAL	4.69	0-2	21	7	0	0/1	3	55.2	58	35	29	20	62	13	2	5	245	.267	6	5	0	1	2

#40 BEN KAILHER IF R/R JR. 5-8/160 RUMFORD, R.I.

Year	Avg	GP-GS	AB	R	H	2B	3B	HR	RBI	TB	SLG%	BB	HBP	SO	GDP	OB%	SF	SH	SB-ATT	PO	A	E	FLD%
2020	.222	9-6	18	4	4	1	2	0	4	9	.500	2	2	6	2	.333	2	0	2-2	3	9	2	.857
2021	.143	11-0	7	3	1	0	0	0	0	1	.143	0	0	2	0	.143	0	0	1-1	0	2	0	1.000
2022	.226	24-18	62	10	14	1	0	0	2	15	.242	13	2	15	0	.377	0	0	5-6	20	46	4	.943
TOTAL	.218	44-24	87	17	19	2	2	0	6	25	.287	15	4	23	2	.352	2	0	8-9	23	57	6	.930

#13 TAYVEN KELLEY OF R/R JR. 6-3/200 BOILING SPRINGS, PA.

Year	Avg	GP-GS	AB	R	H	2B	3B	HR	RBI	TB	SLG%	BB	HBP	SO	GDP	OB%	SF	SH	SB-ATT	PO	A	E	FLD%
2020	.188	9-4	16	4	3	2	0	0	1	5	.313	3	1	8	0	.350	0	0	0-0	10	0	0	1.000
2021	.238	28-27	101	8	24	8	2	1	9	39	.386	10	1	37	2	.313	0	3	0-2	53	1	4	.931
2022	.190	35-32	126	11	24	3	2	0	16	31	.246	4	1	51	4	.221	0	0	1-2	66	1	5	.931
TOTAL	.210	72-63	243	23	51	13	4	1	26	75	.309	17	3	96	6	.270	0	3	1-4	129	2	9	.936

#29 CARSON KOHLS RHP R/R SO. 6-0/195 SACRAMENTO, CALIF.

Year	ERA	W-L	App	GS	CG	SHO	SV	IP	H	R	ER	BB	SO	2B	3B	HR	BF	B/Avg	WP	HBP	BK	SFA	SHA
2021	3.18	0-0	5	0	0	0/0	0	5.2	7	3	2	2	4	1	1	1	27	.304	1	2	0	0	0
2022	5.14	1-0	11	1	0	0/0	0	21.0	21	13	12	13	20	1	2	0	94	.280	3	4	0	0	2
TOTAL	4.73	1-0	16	1	0	0/0	0	26.2	28	16	14	15	24	2	3	1	121	.286	4	6	0	0	2

#33 TRAVIS LUENSMANN RHP R/R SO. 6-6/234 ALTOONA, PA.

Year	ERA	W-L	App	GS	CG	SHO	SV	IP	H	R	ER	BB	SO	2B	3B	HR	BF	B/Avg	WP	HBP	BK	SFA	SHA
2021*	15.43	0-1	4	0	0	0/0	0	2.1	4	6	4	1	2	2	0	0	12	.333	0	0	1	0	0
2022	3.86	2-2	10	8	0	0/0	1	46.2	45	27	20	22	55	1	3	3	210	.253	3	4	0	3	3
TOTAL	4.41	2-3	14	8	0	0/0	1	49.0	49	33	24	23	57	3	3	3	222	.259	3	4	1	3	3

*At South Carolina

#18 MASON MELLOTT RHP R/R GR. 6-0/205 STATE COLLEGE, PA.

Year	ERA	W-L	APP	GS	CG	SHO	SV	IP	H	R	ER	BB	SO	2B	3B	HR	BF	BAA	WP	HBP	BK	SFA	SHA
2018	3.18	0-1	24	0	0	0/0	4	34.0	38	16	12	14	28	4	1	0	155	.295	4	5	2	3	4
2019	2.43	6-3	21	0	0	0/2	5	63.0	59	25	17	14	52	10	2	1	270	.244	3	6	0	1	6
2020	2.25	2-1	5	0	0	0/0	0	8.0	8	3	2	1	6	1	1	0	35	.258	0	0	0	0	3
2021	4.60	2-3	17	0	0	0/0	4	31.1	32	20	16	18	33	2	1	1	149	.264	4	8	1	0	2
2022	4.83	3-4	15	4	0	0/1	2	31.2	30	19	17	14	26	4	2	2	144	.248	3	3	0	1	5
TOTAL	3.43	13-11	82	4	0	0/3	15	168.0	167	83	64	61	145	21	7	4	753	.259	14	22	3	5	20

#21 STEVEN MILLER RHP R/R SR. 6-1/190 PITTSBURGH, PA.

Year	ERA	W-L	App	GS	CG	SHO	SV	IP	H	R	ER	BB	SO	2B	3B	HR	BF	B/Avg	WP	HBP	BK	SFA	SHA
2019	3.86	0-0	3	0	0	0/0	0	2.1	4	1	1	1	1	3	0	0	12	.364	1	0	0	0	0
2020	2.70	0-0	3	0	0	0/1	0	3.1	2	1	1	1	6	1	0	0	13	.167	0	0	0	0	0
2021	3.29	0-1	12	0	0	0/2	2	13.2	12	8	5	7	17	2	0	0	58	.245	2	2	0	0	0
2022	4.76	2-2	14	2	0	0/0	1	28.1	35	16	15	9	27	5	1	1	127	.304	2	2	0	1	0
TOTAL	4.15	2-3	32	2	0	0/3	3	47.2	53	26	22	18	51	11	1	1	210	.283	5	4	0	1	0

CAREER STATS

#27 TOMMY MOLSKY RHP R/R FR. 6-1/160 DILLSBURG, PA.

Year	ERA	W-L	APP	GS	CG	SHO	SV	IP	H	R	ER	BB	SO	2B	3B	HR	BF	BAA	WP	HBP	BK	SFA	SHA
2022	6.64	0-5	12	9	0	0/0	1	40.2	45	42	30	18	35	9	2	3	198	.269	6	9	0	2	2
TOTAL	6.64	0-5	12	9	0	0/0	1	40.2	45	42	30	18	35	9	2	3	198	.269	6	9	0	2	2

#37 JORDAN MORALES LHP R/L JR. 5-9/175 SOUDERTON, PA.

Year	ERA	W-L	App	GS	CG	SHO	SV	IP	H	R	ER	BB	SO	2B	3B	HR	BF	B/Avg	WP	HBP	BK	SFA	SHA
2020*	2.16	0-2	5	0	0	0/1	2	8.1	5	4	2	3	14	1	0	1	37	.167	3	1	1	1	2
2021*	6.11	2-6	16	7	1	0/0	2	45.2	60	35	31	23	49	10	2	4	226	.313	2	8	2	3	0
2022	4.91	2-0	19	0	0	0/0	0	25.2	31	19	14	8	39	5	1	2	118	.292	4	1	3	0	3
TOTAL	5.31	4-8	40	7	1	0/1	4	79.2	96	58	47	34	102	16	3	7	382	.292	9	10	6	4	5

*At LaSalle

#6 JOE NASTASI RHP R/R SO. 6-0/217 STATE COLLEGE, PA.

Year	ERA	W-L	App	GS	CG	SHO	SV	IP	H	R	ER	BB	SO	2B	3B	HR	BF	B/Avg	WP	HBP	BK	SFA	SHA
2021	-	-	-	-	-	-	-	-	-	-	-	-	-	-	-	-	-	-	-	-	-	-	-
2022	-	-	-	-	-	-	-	-	-	-	-	-	-	-	-	-	-	-	-	-	-	-	-
TOTAL	-	-	-	-	-	-	-	-	-	-	-	-	-	-	-	-	-	-	-	-	-	-	-

#34 RICHIE PALTRIDGE LHP/1B/OF L/L SO. 6-3/194 MONTGOMERY, N.Y.

Year	Avg	GP-GS	AB	R	H	2B	3B	HR	RBI	TB	SLG%	BB	HBP	SO	GDP	OB%	SF	SH	SB-ATT	PO	A	E	FLD%
2021	-	-	-	-	-	-	-	-	-	-	-	-	-	-	-	-	-	-	-	-	-	-	-
2022	.000	1-0	1	0	0	0	0	0	0	0	.000	0	0	1	0	.000	0	0	0-0	1	0	0	1.000
TOTAL	.000	1-0	1	0	0	0	0	0	0	0	.000	0	0	1	0	.000	0	0	0-0	1	0	0	1.000

Year	ERA	W-L	APP	GS	CG	SHO	SV	IP	H	R	ER	BB	SO	2B	3B	HR	BF	BAA	WP	HBP	BK	SFA	SHA
2021	-	-	-	-	-	-	-	-	-	-	-	-	-	-	-	-	-	-	-	-	-	-	-
2022	-	-	-	-	-	-	-	-	-	-	-	-	-	-	-	-	-	-	-	-	-	-	-
TOTAL	-	-	-	-	-	-	-	-	-	-	-	-	-	-	-	-	-	-	-	-	-	-	-

#31 RYAN PARTRIDGE LHP R/L JR. 6-3/215 WEXFORD, PA.

Year	ERA	W-L	App	GS	CG	SHO	SV	IP	H	R	ER	BB	SO	2B	3B	HR	BF	B/Avg	WP	HBP	BK	SFA	SHA
2020	0.00	0-0	2	0	0	0/0	0	2.0	1	0	0	0	2	0	0	0	6	.167	0	0	0	0	0
2021	0.00	0-0	5	0	0	0/0	0	2.2	4	2	0	3	4	1	0	0	16	.333	0	0	0	1	0
2022	5.71	0-0	16	0	0	0/0	0	17.1	17	11	11	11	17	4	1	0	83	.262	3	4	0	2	1
TOTAL	4.50	0-0	23	0	0	0/0	0	22.0	22	13	11	14	23	5	1	0	105	.265	3	4	0	3	1

#22 JOHNNY PIACENTINO OF R/R JR. 5-11/185 CHERRY HILL, N.J.

Year	Avg	GP-GS	AB	R	H	2B	3B	HR	RBI	TB	SLG%	BB	HBP	SO	GDP	OB%	SF	SH	SB-ATT	PO	A	E	FLD%
2020	.400	13-10	35	11	14	4	0	2	11	24	.686	10	0	4	0	.511	2	0	4-4	27	0	0	1.000
2021	.284	42-42	162	30	46	15	0	8	32	85	.525	17	0	40	4	.350	1	1	0-2	83	0	3	.965
2022	.260	25-25	96	12	25	3	2	2	15	38	.396	9	0	27	3	.315	3	1	1-1	37	0	1	.974
TOTAL	.290	80-77	293	53	85	22	2	12	58	147	.502	36	0	71	7	.361	6	2	5-7	147	0	4	.974

#7 C.J. PITTARO IF L/R SO. 6-1/195 HAMILTON, N.J.

Year	Avg	GP-GS	AB	R	H	2B	3B	HR	RBI	TB	SLG%	BB	HBP	SO	GDP	OB%	SF	SH	SB-ATT	PO	A	E	FLD%
2021*	.333	5-0	3	0	1	0	0	0	3	1	.333	0	0	0	0	.333	0	0	0-0	0	1	0	1.000
2022	.250	27-22	76	14	19	3	0	0	10	22	.289	10	1	20	1	.345	0	0	1-2	15	32	5	.904
TOTAL	.253	32-22	79	14	20	3	0	0	13	23	.291	10	1	20	1	.344	0	0	1-2	15	33	5	.906

*At Vanderbilt

CAREER STATS

#25 CHASE RENNER RHP R/R FR. 6-4/190 ALBURTIS, PA.

Year	ERA	W-L	APP	GS	CG	SHO	SV	IP	H	R	ER	BB	SO	2B	3B	HR	BF	BAA	WP	HBP	BK	SFA	SHA
2022	5.40	2-2	10	1	0	0/0	1	13.1	11	8	8	12	17	4	0	0	62	.234	4	1	0	0	2
TOTAL	5.40	2-2	10	1	0	0/0	1	13.1	11	8	8	12	17	4	0	0	62	.234	4	1	0	0	2

#11 CHAD ROGERS RHP R/R SO. 6-5/220 MENTOR, OHIO

Year	ERA	W-L	App	GS	CG	SHO	SV	IP	H	R	ER	BB	SO	2B	3B	HR	BF	B/Avg	WP	HBP	BK	SFA	SHA
2021	13.50	1-0	3	0	0	0/0	0	4.0	8	6	6	7	1	2	0	0	25	.471	0	0	1	1	0
2022	13.50	0-0	5	0	0	0/0	0	6.2	14	10	10	7	4	1	1	0	41	.452	2	1	0	2	0
TOTAL	13.50	1-0	8	0	0	0/0	0	10.2	22	16	16	14	5	3	1	0	66	.458	2	1	1	3	0

#20 BLAISE SCLAFANI RHP R/R SR. 6-6/200 SOUDERTON, PA.

Year	ERA	W-L	App	GS	CG	SHO	SV	IP	H	R	ER	BB	SO	2B	3B	HR	BF	B/Avg	WP	HBP	BK	SFA	SHA
2019*	4.42	1-0	12	0	0	0/0	0	18.1	12	11	9	19	14	2	0	1	60	.200	2	6	0	3	0
2020*	4.76	0-0	4	0	0	0/0	0	5.2	5	4	3	2	5	0	0	0	20	.250	3	2	0	0	0
2021	18.00	0-0	2	0	0	0/0	0	1.0	2	2	2	4	1	0	0	0	10	.500	2	1	0	1	0
2022	0.00	0-0	4	0	0	0/0	0	1.1	2	1	0	3	1	0	0	1	9	.400	0	1	0	0	0
TOTAL	4.78	1-0	22	0	0	0/0	0	26.1	21	18	14	28	21	2	0	0	99	.368	7	10	0	4	0

*At UMass Lowell

#36 TYLER SHINGLEDECKER LHP R/L SR. 6-3/185 HUNTERSVILLE, N.C.

Year	ERA	W-L	App	GS	CG	SHO	SV	IP	H	R	ER	BB	SO	2B	3B	HR	BF	B/Avg	WP	HBP	BK	SFA	SHA
2019	4.43	1-1	19	2	0	0/1	1	40.2	31	27	20	27	44	8	1	3	185	.207	4	6	0	1	1
2020	0.64	0-0	5	0	0	0/0	0	14.0	3	1	1	2	20	1	0	0	49	.067	1	1	0	0	1
2021	6.00	2-2	16	1	0	0/1	1	27.0	20	21	18	16	38	3	3	2	123	.196	3	4	0	1	0
2022	3.64	4-2	15	1	0	0/1	1	29.2	32	15	12	7	39	5	1	2	128	.269	3	1	0	0	1
TOTAL	4.12	7-5	55	4	0	0/3	3	111.1	86	64	51	52	141	17	5	7	485	.207	11	12	0	2	3

#41 JOSH SPIEGEL C/1B R/R R-JR. 6-3/206 JEANNETTE, PA.

Year	Avg	GP-GS	AB	R	H	2B	3B	HR	RBI	TB	SLG%	BB	HBP	SO	GDP	OB%	SF	SH	SB-ATT	PO	A	E	FLD%	
2019*																								
2020*	.500	3-0	4	0	2	0	0	0	1	2	.500	0	0	1	0	.500	0	0	0-0	7	0	0	1.000	
2021	.261	38-38	134	19	35	10	1	4	22	59	.440	10	2	43	3	.320	1	2	1-1	134	12	4	.973	
2022	.309	39-37	139	21	43	12	2	6	28	77	.554	15	1	43	3	.380	2	0	0-0	238	8	8	.969	
TOTAL	.289	80-75	277	40	80	22	3	10	51	137	.498	25	3	87	6	.351	3	2	1-1	379	20	12	.971	

#30 ANTHONY STEELE LHP/1B/OF L/L FR. 6-4/225 SHELTON, CONN.

Year	ERA	W-L	APP	GS	CG	SHO	SV	IP	H	R	ER	BB	SO	2B	3B	HR	BF	BAA	WP	HBP	BK	SFA	SHA
2022	18.69	0-0	6	1	0	0/0	0	4.1	9	10	9	7	8	0	1	0	34	.391	2	4	0	0	0
TOTAL	18.69	0-0	6	1	0	0/0	0	4.1	9	10	9	7	8	0	1	0	34	.391	2	4	0	0	0

Year	Avg	GP-GS	AB	R	H	2B	3B	HR	RBI	TB	SLG%	BB	HBP	SO	GDP	OB%	SF	SH	SB-ATT	PO	A	E	FLD%
2022	.247	28-22	77	5	19	1	1	1	7	25	.325	8	1	21	1	.326	0	0	1-1	31	0	2	.939
TOTAL	.247	28-22	77	5	19	1	1	1	7	25	.325	8	1	21	1	.326	0	0	1-1	31	0	2	.939

CAREER STATS

#9 CONNOR THRONEBERRY RHP/IF R/R FR. 6-6/230 ST. LOUIS, MO.

Year	ERA	W-L	APP	GS	CG	SHO	SV	IP	H	R	ER	BB	SO	2B	3B	HR	BF	BAA	WP	HBP	BK	SFA	SHA
2022	-	-	-	-	-	-	-	-	-	-	-	-	-	-	-	-	-	-	-	-	-	-	-
TOTAL	-	-	-	-	-	-	-	-	-	-	-	-	-	-	-	-	-	-	-	-	-	-	-

Year	Avg	GP-GS	AB	R	H	2B	3B	HR	RBI	TB	SLG%	BB	HBP	SO	GDP	OB%	SF	SH	SB-ATT	PO	A	E	FLD%
2022	.333	3-0	3	1	1	0	0	0	0	1	.333	0	0	2	0	.333	0	0	0-0	3	0	0	1.000
TOTAL	.333	3-0	3	1	1	0	0	0	0	1	.333	0	0	2	0	.333	0	0	0-0	3	0	0	1.000

#12 KELLAN TULIO LHP L/L JR. 6-2/215 EMMAUS, PA.

Year	ERA	W-L	App	GS	CG	SHO	SV	IP	H	R	ER	BB	SO	2B	3B	HR	BF	B/Avg	WP	HBP	BK	SFA	SHA
2020*	6.75	0-0	4	0	0	0/0	0	2.2	4	2	2	2	2	0	0	0	13	.364	0	0	1	0	0
2021*	15.43	0-0	4	0	0	0/0	0	2.1	3	4	4	3	1	0	0	0	14	.300	1	1	0	0	0
2022	3.94	2-2	11	8	0	0/0	1	29.2	24	19	13	21	36	5	0	1	138	.218	3	4	0	1	2
TOTAL	4.93	2-2	19	8	0	0/0	1	34.2	31	25	19	26	39	5	0	1	165	.237	4	5	0	1	2

*At Louisville

#14 MATT WOOD C L/R JR. 5-10/190 GIBSONIA, PA.

Year	Avg	GP-GS	AB	R	H	2B	3B	HR	RBI	TB	SLG%	BB	HBP	SO	GDP	OB%	SF	SH	SB-ATT	PO	A	E	FLD%
2020	.314	14-13	51	4	16	1	0	0	5	17	.333	7	1	12	2	.407	0	0	1-1	78	4	2	.976
2021	.295	39-39	139	22	41	10	1	4	21	65	.468	19	3	25	3	.384	3	1	1-5	218	14	4	.983
2022	.412	38-38	136	34	56	11	3	6	34	90	.669	21	4	16	4	.488	5	3	4-6	263	20	7	.976
TOTAL	.347	91-90	326	60	113	22	4	10	60	172	.531	47	8	53	9	.432	8	4	6-12	559	38	13	.979

HEAD COACH ROB COOPER



16

ROB COOPER
MIAMI (FLA.), 1994
OVERALL: 451-467 (17TH YR)
PSU: 165-237 (9TH YR)

Head Coach

The 2022 baseball season is Rob Cooper's ninth as head coach of the Nittany Lion baseball program. Cooper was selected as the 14th head baseball coach in Penn State history on August 9, 2013. Not shy about stating his ultimate goal of returning Penn State to Omaha in June, the Lions have made significant strides under his leadership.

Under his tutelage, 11 players have been drafted and 12 total have signed with MLB teams in the last four seasons with a full draft. However, his strong belief in the first part of the term "student-athlete" is perhaps the top reason he has proven to be an excellent fit at Penn State. Even with state-of-the-art facilities, the chance to take on elite competition and a program history that includes five trips to the College World Series, Cooper cites the value of a Penn State degree as one of the top reasons to play baseball at Penn State.

The Nittany Lions finished the 2021 season with an 18-24 record, playing against exclusively Big Ten opponents. The wins included a 3-2 victory over No. 18 Michigan on March 26 and a series sweep over Michigan State in which Penn State out-scored the Spartans, 39-13. The Nittany Lions also won two series against Rutgers. Penn State scored 10 or more runs in six games, Penn State's most against Big Ten opponents since 2008 (8) and the most in a season since 2016.

Penn State led the Big Ten in doubles (93) and doubles per game (2.21), ranking 10th in the country in doubles per game. The Nittany Lions sat third in the conference in batting average (.269). Penn State hit 34 home runs, its most since 2012, and had five players with four or more homers.

Sophomore Matt Wood collected Second Team All-Big Ten honors, batting .295 with four homers and 21 RBI. Wood became the fifth All-Big Ten selection under Cooper. Senior Gavin Homer led the Nittany Lions with a .310 batting average, a .429 on-base percentage and tied with Johnny Piacentino for the team-lead in runs (30). Junior Justin Williams hit .302 and paced Penn State with 48 hits. Piacentino led the squad with eight homers and 32 RBI to go with a team-best .525 slugging percentage.

Senior Kyle Virbitsky paced the Penn State rotation with a 4.17 ERA, five wins, 77.2 innings pitched and 88 strikeouts. Virbitsky ranked seventh in the Big Ten in strikeouts and third in strikeout-to-walk ratio (4.40). His 88 strikeouts are tied for the 10th-most in a season at Penn State. Senior Conor Larkin earned three wins and 69 strikeouts in 63.2 innings and fellow senior Bailey Dees was responsible for four wins and 53 strikeouts in 66 innings.

The Nittany Lions continued their success in the classroom with a program-record 19 players earning Academic All-Big Ten accolades.

Penn State had four players drafted from the 2021 squad. Larkin was selected in the ninth round (272nd overall) by the Toronto Blue Jays. Williams was a 17th round selection (508th overall) by the Houston Astros and Kyle Virbitsky followed, being selected 518th overall by the Oakland A's. Bailey Dees was drafted in the 18th round (543rd overall) by the New York Yankees. All three members of the starting rotation were drafted, making Penn State one of only four schools to accomplish that in 2021.

It marked the third time in program history that Penn State had four or more players selected in a single year and the second time that Penn State had three pitchers selected in a draft. The Nittany Lions have had eight pitchers drafted since 2016. The four selections were double of any other Pennsylvania school and three of the draftees are Pennsylvania natives.

Penn State was off to a 10-5 start in 2020 before the COVID-19 pandemic canceled the remainder of the season. Penn State was among the conference leaders offensively, ranking second in on-base percentage (.394), slugging (.422), triples (7), doubles (30), third in batting average (.289) and walks (77), and fourth in scoring (6.7 runs/game) and runs (100). On the mound, Penn State ranked sixth in the NCAA with a 1.01 WHIP and also eighth with a 2.16 team ERA. The Nittany Lions also ranked 15th with 6.33 hits allowed per nine innings and 18th with a 3.63 strikeout-to-walk ratio.

Penn State baseball's trip to Cuba prior to the 2016 season is perhaps the best example of Cooper's commitment to the first part of the "student-athlete" term. The Nittany Lions attended academic lectures and toured Havana, becoming the first NCAA Division I team to compete against a Cuban National Series team, the first U.S. team at any level to defeat a Cuban National Series team, the first U.S. baseball team to play in Cuba since restoration of diplomatic ties with Cuba, the second NCAA team to play in Cuba since restoration of diplomatic ties (Coastal Carolina men's basketball, August 2015) and the fifth NCAA Division I baseball team to compete in post-revolutionary Cuba. The harmony between academics and athletics was on full display, as multiple Penn State professors and a group of journalism students also joined the travel party.

The rare, once-in-a-lifetime experience helped bring a young Penn State team together, and the Lions went on to earn their first winning record (overall and in conference) since 2012. The starting lineup included at least three freshmen in all but six games and five to six freshmen in 19 games, and took on nine eventual NCAA tournament teams, including a three-game series at home against College World Series participant TCU. The Lions' 28 wins were a 10-win improvement over the previous season, and its 12 Big Ten wins doubled the 2015 total. Haley and Anderson were the first drafted out of Penn State since 2012, and Anderson and senior outfielder Greg Guers became the program's first All-Big Ten picks also since 2012. Pitcher Justin Hagenman became Penn State's first Louisville Slugger Freshman All-American since 1997.

Shortly after Cooper accepted the PSU head coaching position in 2014, the California native traveled to Taichung, Taiwan to serve as the head coach of USA Baseball's 18U National Team at the IBAF U18 World Cup. Cooper steered Team USA to an 8-1 record in World Cup play, including seven consecutive victories to win the gold medal.

Not long after the triumph in Taiwan, Cooper received one of the highest honors bestowed in the profession, as he was announced as the Rod Dedeaux USA Baseball Coach of the Year. With the honor, Cooper became just the 16th individual in the award's history to receive the accolade, joining the likes of Scott Brosius, Davey Johnson and Tommy Lasorda.

Cooper was also a member of the coaching staff for the 2007 and 2009 USA College National teams. The 2007 team earned a silver medal at the Pan Am Games in Rio de Janeiro, Brazil. Fourteen of the 20 players on the 2007 team reached the Major Leagues, including 2013 All-Star Pedro Alvarez. Fourteen of the 22 members of the 2009 team also reached the Major Leagues, including three-time All-Star Gerrit Cole.

Cooper brought an accomplished resume to Penn State that included three NCAA Tournament appearances as a head coach at Wright State and five more at various stops as an assistant coach, including two trips to the College World Series with Miami (Florida). Cooper was twice named the Horizon League Coach of the Year and guided Wright State to three league tournament championships and two regular-season championships after the team suffered six losing seasons in the seven years before his arrival.

Cooper began his coaching career at national power Miami, spending two seasons (1994-95) as a student/graduate assistant on the Hurricanes' staff. While at Miami, Cooper helped the Hurricanes to College World Series berths in 1994 and 1995. Cooper spent the 1996 season as an assistant and team academic coordinator at Wake Forest, then moved on to Tulane for the next two seasons, serving as the Green Wave's hitting coach. In 1997, the Green Wave won the Conference USA regular-season crown, and in 1998, they advanced to the NCAA Tournament. Cooper left Tulane following the 1998 season and returned to Sacramento City College, where he starred in the early 1990's before lettering at Miami in 1993.

Along with his college coaching experience, Cooper also was an associate scout for the Los Angeles Dodgers from 1990-92 and has been selected to four coaching stints with USA Baseball in 2000, 2007, 2009 and 2013.

Cooper earned his bachelor's degree in psychology from Miami in 1994 and a master's in sports sciences/administration from Miami in 1996. He is married to his wife, Maureen, and has two sons, Jake and Tyson, who are both current members of the Penn State baseball team.

OVERALL STATS

The Automated ScoreBook
 Overall Statistics for Penn State (as of Apr 27, 2022)
 (All games Sorted by Batting avg)

Record: 18-21 Home: 8-7 Away: 5-9 Neutral: 5-5 Conference: 7-8

Player	avg	gp-gs	ab	r	h	2b	3b	hr	rbi	tb	slg%	bb	hp	so	gdp	ob%	sf	sh	sb-att	po	a	e	fld%
14 Wood, Matt	.412	38-38	136	34	56	11	3	6	34	91	.669	21	4	16	4	.488	5	3	4-6	263	20	7	.976
41 Spiegel, Josh	.309	39-37	139	21	43	12	2	6	28	77	.554	15	2	43	3	.380	2	0	0-0	238	8	8	.969
1 Harry, Jay	.307	39-38	153	26	47	6	2	4	18	69	.451	11	4	21	0	.367	1	0	3-6	46	109	5	.969
3 Bartels, Cole	.288	39-39	153	25	44	7	0	2	15	57	.373	16	4	16	1	.366	2	0	3-4	157	8	2	.988
2 Hannon, Kyle	.275	21-19	69	9	19	5	1	0	8	26	.377	6	2	18	3	.351	0	0	3-3	23	40	7	.900
22 Piacentino, Johnny	.260	25-25	96	12	25	3	2	2	15	38	.396	9	0	27	3	.315	3	1	1-1	37	0	1	.974
7 Pittaro, C.J.	.250	27-22	76	14	19	3	0	0	10	22	.289	10	1	20	1	.345	0	0	1-2	15	32	5	.904
30 Steele, Anthony	.247	26-21	77	5	19	1	1	1	7	25	.325	8	1	21	1	.326	0	0	1-1	31	0	2	.939
40 Kailher, Ben	.226	24-18	62	10	14	1	0	0	2	15	.242	13	2	15	0	.377	0	0	5-7	20	46	4	.943
35 Gerlott, Billy	.215	39-36	130	16	28	7	2	3	19	48	.369	13	5	38	3	.307	2	0	4-6	51	2	0	1.000
13 Kelley, Tayven	.190	35-32	126	11	24	3	2	0	16	31	.246	4	1	51	4	.221	0	0	1-2	66	1	5	.931
9 Throneberry, Connor	.333	3-0	3	1	1	0	0	0	0	1	.333	0	0	2	0	.333	0	0	0-0	3	0	0	1.000
19 Cease, Derek	.182	26-12	44	7	8	1	0	0	2	9	.205	7	0	11	1	.294	0	0	1-1	22	44	5	.930
4 Cooper, Tyson	.125	15-10	32	3	4	0	0	0	0	4	.125	6	0	5	1	.263	0	2	0-2	52	11	2	.969
23 Cooper, Jake	.000	8-4	14	0	0	0	0	0	0	0	.000	0	0	6	0	.000	0	1	0-0	1	10	1	.917
15 Franks, Brendan	.000	8-0	4	0	0	0	0	0	0	0	.000	1	0	1	1	.200	0	0	0-0	0	0	0	.000
46 Burke, Noah	.000	5-0	4	0	0	0	0	0	0	0	.000	1	1	3	0	.333	0	0	0-0	0	0	0	.000
34 Paltridge, Richie	.000	1-0	1	0	0	0	0	0	0	0	.000	0	0	1	0	.000	0	0	0-0	1	0	0	1.000
Totals	.266	39	1319	194	351	60	15	24	174	513	.389	141	27	315	26	.346	15	7	27-41	1038	378	60	.959
Opponents	.274	39	1360	257	373	59	17	18	218	520	.382	182	45	377	27	.375	13	23	48-57	1026	393	38	.974

LOB - Team (289), Opp (328). DPs turned - Team (30), Opp (27). IBB - Team (1), Wood, M. 1, Opp (2). Picked off - Kelley, T. 1, Pittaro, CJ 1, Cease, D. 1, Hannon, K. 1.

(All games Sorted by Earned run avg)

Player	era	w-l	app	gs	cg	sho	sv	ip	h	r	er	bb	so	2b	3b	hr	b/avg	wp	hp	bks	sfa	sha
33 Luensmann, Travis	3.86	2-2	10	8	0	0/0	1	46.2	45	27	20	22	55	1	3	3	.253	3	4	0	3	3
27 Molsky, Tommy	6.64	0-5	12	9	0	0/0	1	40.2	45	42	30	18	35	9	2	3	.269	6	9	0	2	2
49 DeMell, Ben	0.00	0-0	1	0	0	0/0	0	1.2	1	0	0	3	2	0	0	0	.167	0	1	0	0	0
20 Sclafani, Blaise	0.00	0-0	4	0	0	0/0	0	1.1	2	1	0	3	1	0	0	1	.400	0	1	0	0	0
19 Cease, Derek	0.00	0-0	1	0	0	0/0	0	1.0	1	1	0	3	1	0	0	0	.250	0	0	0	0	0
36 Shingledecker, Tyler	3.64	4-2	15	1	0	0/1	1	29.2	32	15	12	7	39	5	1	2	.269	3	1	0	0	1
12 Tulio, Kellan	3.94	2-2	11	8	0	0/0	1	29.2	24	19	13	21	36	5	0	1	.218	3	4	0	1	2
21 Miller, Steven	4.76	2-2	14	2	0	0/0	1	28.1	35	16	15	9	27	5	1	1	.304	2	2	0	1	0
18 Mellott, Mason	4.83	3-4	15	4	0	0/1	2	31.2	30	19	17	14	26	4	2	2	.248	3	3	0	1	5
37 Morales, Jordan	4.91	2-0	19	0	0	0/0	0	25.2	31	19	14	8	39	5	1	2	.292	4	1	3	0	3
29 Kohls, Carson	5.14	1-0	11	1	0	0/0	0	21.0	21	13	12	13	20	1	2	0	.280	3	4	0	0	2
24 Henline, Jaden	5.20	0-2	12	4	0	0/1	3	36.1	41	27	21	12	40	11	2	3	.287	5	2	0	1	1
25 Renner, Chase	5.40	2-2	10	1	0	0/0	1	13.1	11	8	8	12	17	4	0	0	.234	4	1	0	0	2
31 Partridge, Ryan	5.71	0-0	16	0	0	0/0	0	17.1	17	11	11	11	17	4	1	0	.262	3	4	0	2	1
17 Gregory, Seneca	10.80	0-0	6	0	0	0/0	0	6.2	10	9	8	4	7	2	0	0	.345	1	2	0	0	1
11 Rogers, Chad	13.50	0-0	5	0	0	0/0	0	6.2	14	10	10	7	4	1	1	0	.452	2	1	0	2	0
10 Folds, Tanner	14.73	0-0	6	0	0	0/0	0	3.2	2	7	6	6	3	1	0	0	.154	1	1	0	0	0
30 Steele, Anthony	18.69	0-0	6	1	0	0/0	0	4.1	9	10	9	7	8	0	1	0	.391	2	4	0	0	0
8 DeMarco, Patrick	81.00	0-0	1	0	0	0/0	0	0.1	2	3	3	2	0	1	0	0	.667	1	0	0	0	0
Totals	5.44	18-21	39	39	0	1/1	11	346.0	373	257	209	182	377	59	17	18	.274	46	45	3	13	23
Opponents	4.53	21-18	39	39	0	1/1	8	342.0	351	194	172	141	315	60	15	24	.266	31	27	10	15	7

PB - Team (11), Wood, M. 5, Cooper, T. 4, Spiegel, J. 2, Opp (7). Pickoffs - Team (4), Kohls, C. 2, Mellott, M. 1, Miller, S. 1, Opp (3). SBA/ATT - Wood, M. (37-44), Spiegel, J. (10-11), Luensmann, T (7-9), Tulio, K. (7-7), Miller, S. (5-6), Molsky, T. (5-5), Mellott, M. (5-5), Kohls, C. (4-5), Henline, J. (2-4), Steele, A. (3-3), Shingledeck (3-3), Rogers, C. (2-2),

CONFERENCE STATS

The Automated ScoreBook
 Conference statistics for Penn State (as of Apr 24, 2022)
 (Conference games only Sorted by Batting avg)

Record: 7-8 Home: 3-3 Away: 4-5 Conference: 7-8

Player	avg	gp-gs	ab	r	h	2b	3b	hr	rbi	tb	slg%	bb	hp	so	gdp	ob%	sf	sh	sb-att	po	a	e	fld%
14 Wood, Matt	.473	15-15	55	9	26	5	2	2	16	41	.745	4	1	6	0	.477	5	2	2-3	135	13	1	.993
1 Harry, Jay	.317	15-15	60	12	19	3	2	3	6	35	.583	2	2	10	0	.354	1	0	0-2	21	39	1	.984
7 Pittaro, C.J.	.308	12-11	39	8	12	2	0	0	4	14	.359	5	0	9	1	.386	0	0	0-0	7	16	3	.885
41 Spiegel, Josh	.250	15-14	56	7	14	4	1	3	13	29	.518	3	1	18	0	.295	1	0	0-0	66	1	0	1.000
40 Kailher, Ben	.250	10-9	32	3	8	0	0	0	2	8	.250	5	0	8	0	.351	0	0	1-2	12	23	3	.921
3 Bartels, Cole	.241	15-15	58	10	14	3	0	1	3	20	.345	6	2	5	1	.328	1	0	1-1	76	4	2	.976
22 Piacentino, Johnny	.241	15-15	58	9	14	0	2	2	8	24	.414	5	0	18	2	.292	2	0	0-0	25	0	1	.962
13 Kelley, Tayven	.222	12-9	36	5	8	2	1	0	6	12	.333	2	0	18	0	.263	0	0	1-1	14	0	1	.933
30 Steele, Anthony	.200	11-8	30	1	6	0	0	0	3	6	.200	4	0	8	1	.294	0	0	0-0	0	0	0	.000
35 Gerlott, Billy	.160	15-13	50	9	8	2	1	3	8	21	.420	3	1	13	1	.218	1	0	2-2	19	1	0	1.000
19 Cease, Derek	.130	12-7	23	4	3	0	0	0	1	3	.130	3	0	8	1	.231	0	0	0-0	11	26	5	.881
4 Cooper, Tyson	.154	7-4	13	1	2	0	0	0	0	2	.154	2	0	3	0	.267	0	0	0-0	6	6	2	.857
2 Hannon, Kyle	.000	1-0	2	0	0	0	0	0	0	0	.000	0	0	2	0	.000	0	0	0-0	0	0	0	.000
15 Franks, Brendan	.000	3-0	1	0	0	0	0	0	0	0	.000	0	0	0	1	.000	0	0	0-0	0	0	0	.000
23 Cooper, Jake	.000	1-0	1	0	0	0	0	0	0	0	.000	0	0	0	0	.000	0	0	0-0	0	0	0	.000
46 Burke, Noah	.000	1-0	0	0	0	0	0	0	0	0	.000	1	0	0	0	1.000	0	0	0-0	0	0	0	.000
Totals	.261	15	514	78	134	21	9	14	70	215	.418	45	7	126	8	.322	11	2	7-11	399	152	22	.962
Opponents	.298	15	531	98	158	30	4	10	82	226	.426	63	20	142	10	.389	6	11	24-31	402	155	12	.979

LOB - Team (99), Opp (134). DPs turned - Team (11), Opp (8). IBB - Team (0), Opp (2).

(Conference games only Sorted by Earned run avg)

Player	era	w-l	app	gs	cg	sho	sv	ip	h	r	er	bb	so	2b	3b	hr	b/avg	wp	hp	bks	sfa	sha
33 Luensmann, Travis	1.21	2-0	5	3	0	0/0	1	22.1	16	5	3	9	23	0	0	0	.205	2	3	0	2	1
18 Mellott, Mason	5.28	1-2	7	0	0	0/0	1	15.1	17	9	9	6	13	1	1	2	.274	3	1	0	0	3
21 Miller, Steven	6.46	2-1	7	2	0	0/0	0	15.1	23	11	11	5	12	4	0	1	.354	2	1	0	1	0
24 Henline, Jaden	6.53	0-1	5	4	0	0/0	0	20.2	26	17	15	9	19	10	1	2	.321	3	2	0	1	1
20 Sclafani, Blaise	0.00	0-0	1	0	0	0/0	0	0.1	0	0	0	0	1	0	0	0	.000	0	0	0	0	0
36 Shingledecker, Tyler	3.46	1-1	5	0	0	0/0	1	13.0	14	6	5	6	21	3	1	1	.259	3	1	0	0	0
12 Tulio, Kellan	4.05	1-1	5	3	0	0/0	1	13.1	13	12	6	11	20	3	0	1	.250	2	3	0	1	1
31 Partridge, Ryan	4.50	0-0	4	0	0	0/0	0	4.0	3	2	2	1	4	1	0	0	.200	0	1	0	0	0
29 Kohls, Carson	5.40	0-0	2	0	0	0/0	0	5.0	3	3	3	4	3	0	0	0	.188	0	1	0	0	1
37 Morales, Jordan	5.59	0-0	7	0	0	0/0	0	9.2	14	8	6	3	13	3	0	2	.333	4	0	3	0	2
25 Renner, Chase	6.75	0-1	3	1	0	0/0	0	4.0	7	3	3	0	3	2	0	0	.412	1	1	0	0	1
27 Molsky, Tommy	10.12	0-1	3	2	0	0/0	0	8.0	10	10	9	5	7	2	0	1	.323	4	4	0	1	1
17 Gregory, Seneca	36.00	0-0	1	0	0	0/0	0	1.0	5	4	4	1	1	0	0	0	.714	1	0	0	0	0
30 Steele, Anthony	40.50	0-0	1	0	0	0/0	0	0.2	2	3	3	2	1	0	0	0	.500	0	2	0	0	0
11 Rogers, Chad	99.00	0-0	1	0	0	0/0	0	0.1	5	5	5	1	1	1	1	0	.833	2	0	0	0	0
Totals	5.68	7-8	15	15	0	0/0	4	133.0	158	98	84	63	142	30	4	10	.298	27	20	3	6	11
Opponents	4.70	8-7	15	15	0	0/0	1	134.0	134	78	70	45	126	21	9	14	.261	12	7	4	11	2

PB - Team (2), Wood, M. 2, Opp (5). SBA/ATT - Wood, M. (23-30), Luensmann, T (5-7), Mellott, M. (5-5), Miller, S. (5-5), Henline, J. (2-4), Tulio, K. (4-4), Shingledeck (2-2), Spiegel, J. (1-1), Morales, J. (0-1), Gregory, S. (0-1), Molsky, T. (1-1), Renner, C. (0-1).

1 Jay
Harry
IF, So.

2 Kyle
Hannon
IF/OF, So.

3 Cole
Bartels
OF/IF, Gr.

4 Tyson
Cooper
C/IF, R-So.

5 Carson
Ertter
OF, Jr.

6 Joe
Nastasi
RHP, So.

7 C.J.
Pittaro
IF, So.

8 Patrick
DeMarco
RHP, Fr.

9 Connor
Throneberry
IF/RHP, Fr.

11 Chad
Rogers
RHP, So.

12 Kellan
Tulio
LHP, Jr.

13 Tayven
Kelley
OF, Jr.

14 Matt
Wood
C, Jr.

15 Brenden
Franks
IF/RHP, Jr.

17 Seneca
Gregory
RHP, Fr.

18 Mason
Mellott
RHP, Gr.

19 Derek
Cease
IF/RHP, Fr.

20 Blaise
Sclafani
RHP, Sr.

21 Steven
Miller
RHP, Sr.

22 Johnny
Piacentino
OF, Jr.

23 Jake
Cooper
IF, Fr.

24 Jaden
Henline
RHP, So.

25 Chase
Renner
RHP, Fr.

27 Tommy
Molsky
RHP, Fr.

28 Hutch
Gagnon
LHP, Sr.

29 Carson
Kohls
RHP, So.

30 Anthony
Steele
LHP/1B/OF, Fr.

31 Ryan
Partridge
LHP, Jr.

33 Travis
Luensmann
RHP, So.

34 Richie
Paltridge
OF/IF, Gr.

35 Billy
Gerlott
OF/IF, So.

36 Tyler
Shingledecker
LHP, Sr.

37 Jordan
Morales
LHP, Jr.

40 Ben
Kailher
IF, Jr.

41 Josh
Spiegel
C/1B, R-Jr.

44 Devin
Fletcher
RHP, Fr.

46 Noah
Burke
OF, Fr.

49 Ben
DeMell
RHP/IF, Fr.