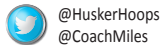




NEBRASKA BASKETBALL

2015-16 GAME NOTES



HUSKERS RETURN HOME TO FACE PENN STATE

MATCHUP

NEBRASKA CORNHUSKERS

2015-16 Record: 13-12, 5-7 Big Ten
 Head coach: Tim Miles
 Record at Nebraska: 60-61 (4th year)
 Career Record: 343-281 (21st year)

PENN STATE NITTANY LIONS

2015-16 Record: 12-12, 3-8 Big Ten
 Head coach: Patrick Chambers
 Record at Penn State: 68-87 (5th year)
 Career Record: 119-115 (7th year)

BROADCAST INFO

Television: ESPNU
 Play-by-play: Clay Matvick
 Expert Analysis: Sean Harrington

Online: WatchESPN app and WatchESPN.com

Radio: IMG Husker Sports Radio Network, including KLIN (1400 AM) in Lincoln, KXSP (590 AM) in Omaha and KRVN (880 AM) in Lexington.
 Play-by-play: Kent Pavelka
 Expert Analysis: Matt Davison
 Satellite Radio: Sirius 135; XM-195
 Also available online at Huskers.com, on the Huskers App and Tuneln Radio

The Nebraska men's basketball team looks to bounce back Saturday afternoon, as the Huskers welcome Penn State to Pinnacle Bank Arena.

Tipoff is set for 5:05 p.m. and a limited number of tickets are available by visiting Huskers.com, calling 800-8-BIGRED or at the Pinnacle Bank Arena box office Wednesday evening beginning at 3:30 p.m.

The contest between the Huskers and Nittany Lions will be televised nationally on ESPNU with Clay Matvick and Sean Harrington on the call. It is also available on the WatchESPN app and on WatchESPN.com.

Saturday's game will also air across the state of Nebraska on the Husker Sports Network with Kent Pavelka and Matt Davison on the call, including KLIN 1400 AM in Lincoln, KXSP 590 AM in Omaha and KRVN

880 in Lexington and is also available on Huskers.com and the Huskers App.

The short-handed Huskers (13-12, 5-7 Big Ten) ran into a hot-shooting Wisconsin team, as the Badgers hit 11-of-18 from 3-point range in a 72-61 loss Wednesday night. Freshman Glynn Watson Jr. led the Huskers with 16 points while Andrew White III added 10 points and seven rebounds. Nebraska was without senior Shavon Shields and freshman Ed Morrow Jr. in Wednesday's loss to the Badgers.

Watson, one of three true freshmen in the lineup on Wednesday, has emerged during Big Ten play. The 6-foot guard from Bellwood, Ill., has become a solid scoring option for the Huskers in Big Ten play, averaging 10.4 ppg and 2.6 assists per game while also posting a 2.6-to-1 assist-to-turnover ratio. He has been in double figures in six of NU's last seven games, and the only one he wasn't was an eight-point, nine-assist effort against Rutgers last Saturday.

Penn State (12-12, 3-8 Big Ten) has been off since a 68-63 win over nationally-ranked Indiana last Saturday. The Nittany Lions held IU to just 36.2 percent shooting, while Brandon Taylor added a game-high 24 points and six rebounds for PSU. The win snapped a four-game losing streak for Penn State.

OPENING NUMBER

7.0

Freshman Michael Jacobson is averaging 7.0 rebounds per game over NU's last three contests. Jacobson is also averaging 9.7 ppg in that span.



2015-16 NEBRASKA CORNHUSKERS

No	Name	Pos.	Ht.	Wt.	Yr.	Hometown	GP/GS	MPG	PPG	RPG	APG
0	Tai Webster	G	6-4	196	Jr.	Auckland, New Zealand	25/12	26.8	9.9	3.9	1.7
1	Anton Gill	G	6-3	191	Jr.	Raleigh, N.C.	Sitting out 2015-16 season				
3	Andrew White III	G	6-7	216	Jr.	Richmond, Va.	25/25	28.9	16.9	6.2	0.7
4	Johnny Trueblood	G	6-4	195	Fr.	Omaha, Neb.	8/0	3.3	1.0	0.3	0.5
5	Glynn Watson Jr.	G	6-0	165	Fr.	Bellwood, Ill.	25/13	23.2	8.9	1.7	2.6
10	Jack McVeigh	G/F	6-8	210	Fr.	Cabarita Beach, NSW, Australia	25/1	16.6	5.0	2.8	1.1
11	Bakari Evelyn	G	6-2	178	Fr.	Detroit, Mich.	14/0	5.2	1.5	0.6	0.3
12	Michael Jacobson	F	6-8	222	Fr.	Waukee, Iowa	25/16	16.9	4.6	4.0	0.4
15	Malcolm Laws	G	6-1	190	So.	Orlando, Fla.	5/0	3.4	0.2	0.4	0.0
20	Tanner Borchardt	F	6-8	274	Fr.	Gothenburg, Neb.	7/0	3.7	0.9	1.1	0.0
23	Nick Fuller	G/F	6-7	204	So.	Sun Prairie, Wis.	17/0	8.6	2.4	1.5	0.2
24	Jake Hammond	F	6-10	235	So.	Comanche, Okla.	21/8	11	2.3	3.0	0.2
30	Ed Morrow Jr.	F	6-7	225	Fr.	Chicago, Ill.	24/1	13.8	3.8	3.6	0.1
31	Shavon Shields	G/F	6-7	225	Sr.	Olathe, Kan.	24/24	30.4	15.7	5.0	2.9
32	Benny Parker	G	5-9	175	Sr.	Kansas City, Kan.	25/25	25.3	4.8	2.3	2.3

•-Probable Starters

GAME 26: PENN STATE

26

PENN STATE

Date: Saturday, Feb. 13
 Time: 5:05 p.m.
 Arena: Pinnacle Bank Arena
 Tickets: Huskers.com/Tickets

MEDIA INFO

TV: ESPNU
 Radio: Husker Sports Network
 Internet: WatchESPN
 Live Stats: Huskers.com

2015-16 SCHEDULE (13-12, 5-7 BIG)

	MISSISSIPPI VALLEY STATE Nov. 14 / Pinnacle Bank Arena / W, 97-51	TV: None Internet: BTN Plus
	@ NO. 11 VILLANOVA Nov. 17 / Philadelphia, Pa / L, 63-87	TV: FS1 Internet: Fox Sports Go
	DELAWARE STATE Nov. 19 / Pinnacle Bank Arena / W, 75-60	TV: None Internet: BTN Plus
	SOUTHEASTERN LOUISIANA Nov. 22 / Pinnacle Bank Arena / W, 92-65	TV: BTN Internet: BTN2Go
	ARKANSAS PINE BLUFF Nov. 24 / Pinnacle Bank Arena / W, 67-44	TV: None Internet: BTN Plus
	VS. NO. 24 CINCINNATI Nov. 27 / Brooklyn, N.Y. / L, 61-65	TV: American Sports Network Internet: None
	VS. TENNESSEE Nov. 28 / Brooklyn, N.Y. / W, 82-71	TV: None Internet: None
	NO. 21 MIAMI Dec. 1 / Pinnacle Bank Arena / L, 72-77 (OT)	TV: ESPNU Internet: WatchESPN
	ABILENE CHRISTIAN Dec. 5 / Pinnacle Bank Arena / W, 73-63	TV: None Internet: BTN Plus
	@ CREIGHTON Dec. 9 / Omaha, Neb. / L, 67-83	TV: CBS Sports Network Internet: None
	RHODE ISLAND Dec. 13 / Pinnacle Bank Arena / W, 70-67	TV: None Internet: ESPN3/WatchESPN
	SAMFORD Dec. 20 / Pinnacle Bank Arena / L, 58-69	TV: BTN Internet: BTN2Go
	PRAIRIE VIEW A&M Dec. 22 / Pinnacle Bank Arena / W, 81-50	TV: None Internet: BTN Plus
	NORTHWESTERN Dec. 30 / Pinnacle Bank Arena / L, 72-81	TV: ESPNU Internet: WatchESPN
	INDIANA Jan. 2 / Pinnacle Bank Arena / L, 69-79	TV: BTN Internet: BTN2GO
	@ NO. 19 IOWA Jan. 5 / Iowa City, Iowa / L, 66-77	TV: BTN Internet: BTN2GO
	@ RUTGERS Jan. 9 / Piscataway, N.J. / W, 90-56	TV: ESPNU Internet: WatchESPN
	MINNESOTA Jan. 12 / Pinnacle Bank Arena / W, 84-59	TV: BTN Internet: BTN2GO
	@ ILLINOIS Jan. 16 / Champaign, Ill. / W, 78-67	TV: BTN Internet: BTN2Go
	@ NO. 11 MICHIGAN STATE Jan. 20 / East Lansing, Mich. / W, 72-71	TV: BTN Internet: BTN2Go
	MICHIGAN Jan. 23 / Pinnacle Bank Arena / L, 68-81	TV: ESPN2 Internet: WatchESPN
	@ NO. 21/21 PURDUE Jan. 30 / West Lafayette, Ind. / L, 74-89	TV: BTN Internet: BTN2Go
	NO. 4/3 MARYLAND Feb. 3 / Pinnacle Bank Arena / L, 65-70	TV: BTN Internet: BTN2Go
	RUTGERS Feb. 6 / Pinnacle Bank Arena / W, 87-64	TV: ESPNU Internet: WatchESPN
	@ WISCONSIN Feb. 10 / Madison, Wis. / L, 61-72	TV: BTN Internet: BTN2Go
	PENN STATE Feb. 13 / Pinnacle Bank Arena / 5 p.m.	TV: ESPNU Internet: WatchESPN
	@ INDIANA Feb. 17 / Bloomington, Ind. / 7:30 p.m. (CT)	TV: BTN Internet: BTN2Go
	OHIO STATE Feb. 20 / Pinnacle Bank Arena / 6 p.m.	TV: BTN Internet: BTN2Go
	@ PENN STATE Feb. 25 / State College, Pa. / 5 p.m. (CT)	TV: ESPNU Internet: WatchESPN
	PURDUE March 1 / Pinnacle Bank Arena / 7 p.m.	TV: BTN Internet: BTN2Go
	@ NORTHWESTERN March 6 / Evanston, Ill. / 1 p.m.	TV: BTN Internet: BTN2Go
	BIG TEN TOURNAMENT March 9-13 / Indianapolis, Ind.	TV: TBA Internet: TBA
	NCAA TOURNAMENT March 15-April 4	TV: TBA Internet: TBA



2015-16 Record
13-12

Big Ten Record
5-7

AP
-

Coaches
-

Last Game
lost to Wisconsin,
72-61, on Feb. 10

Head Coach (Yr.)
Tim Miles (4th)

Asst. Coaches
Phil Beckner (1st)
Kenya Hunter (3rd)
Jim Molinari (2nd)

2015-16 NEBRASKA BASKETBALL

0			TAI WEBSTER (PRONOUNCED TIE)			G • 6-4 • 196 • Jr. • Auckland, New Zealand		
			MPG	PTS	REB	AST	FG%	3FG%
1			ANTON GILL			G • 6-3 • 191 • Jr. • Raleigh, N.C.		
			MPG	PTS	REB	AST	FG%	3FG%
3			ANDREW WHITE III			G • 6-7 • 216 • Jr. • Richmond, Va.		
			MPG	PTS	REB	AST	FG%	3FG%
4			JOHNNY TRUEBLOOD			G • 6-4 • 195 • Fr. • Omaha, Neb.		
			MPG	PTS	REB	AST	FG%	3FG%
5			GLYNN WATSON JR. (PRONOUNCED GLINN)			G • 6-0 • 165 • Fr. • Bellwood, Ill.		
			MPG	PTS	REB	AST	FG%	3FG%
10			JACK MCVEIGH			F • 6-8 • 210 • Fr. • Cabarita Beach, New South Wales, Australia		
			MPG	PTS	REB	AST	FG%	3FG%
11			BAKARI EVELYN (PRONOUNCED BA-CAR-REE EVE-LYNN)			G • 6-2 • 178 • Fr. • Detroit, Mich.		
			MPG	PTS	REB	AST	FG%	3FG%
12			MICHAEL JACOBSON			F • 6-8 • 222 • Fr. • Waukee, Iowa		
			MPG	PTS	REB	AST	FG%	3FG%
15			MALCOLM LAWS			G • 6-1 • 190 • So. • Orlando, Fla.		
			MPG	PTS	REB	AST	FG%	3FG%
20			TANNER BORCHARDT (PRONOUNCED BOR-KART)			F • 6-8 • 274 • Fr. • Gothenburg, Neb.		
			MPG	PTS	REB	AST	FG%	3FG%
23			NICK FULLER			F • 6-7 • 204 • So. • Sun Prairie, Wis.		
			MPG	PTS	REB	AST	FG%	3FG%
24			JAKE HAMMOND			F • 6-10 • 235 • Fr. • Comanche, Okla.		
			MPG	PTS	REB	AST	FG%	3FG%
30			ED MORROW JR.			F • 6-7 • 225 • Fr. • Chicago, Ill.		
			MPG	PTS	REB	AST	FG%	3FG%
31			SHAVON SHIELDS (PRONOUNCED SHA-VON)			G/F • 6-7 • 225 • Sr. • Olathe, Kan.		
			MPG	PTS	REB	AST	FG%	3FG%
32			BENNY PARKER			G • 5-9 • 175 • Sr. • Kansas City, Kan.		
			MPG	PTS	REB	AST	FG%	3FG%

2015-16 TEAM GAME-BY-GAME COMPARISON

Team	FG-FGA	Pct.	3FG-3FGA	Pct.	FT-FTA	Pct.	O-D	Reb.	PF	A	TO	B	S	Pts.	W/L
Mississippi Valley State	15-58	.259	3-16	.188	18-24	.750	15-20	35	27	6	21	2	10	51	
at Nebraska	31-57	.544	10-22	.455	25-34	.735	12-32	44	21	17	15	3	11	97	W
at No. 11 Villanova	31-63	.492	9-30	.300	16-20	.800	10-23	33	17	20	8	5	10	87	
Nebraska	23-61	.377	7-23	.304	10-13	.769	17-23	40	21	9	22	2	7	63	L
Delaware State	21-47	.447	5-11	.455	13-22	.591	10-17	27	24	6	17	1	6	60	
at Nebraska	22-50	.440	12-28	.429	19-25	.760	15-19	34	22	19	16	4	7	75	W
Southeastern Louisiana	24-59	.407	0-14	.000	17-25	.680	8-23	31	25	8	16	6	7	65	
at Nebraska	32-69	.464	6-13	.462	22-32	.688	19-33	52	22	14	14	3	4	92	W
Arkansas-Pine Bluff	15-49	.306	3-13	.231	11-20	.550	7-26	33	27	6	12	7	6	44	
at Nebraska	21-55	.382	2-19	.105	23-32	.719	16-34	50	21	10	11	4	5	67	W
vs. No. 24 Cincinnati	21-54	.389	7-17	.412	16-24	.667	16-23	39	13	15	11	3	2	65	
at Nebraska	22-52	.423	7-16	.438	10-11	.909	7-22	29	20	12	12	4	9	61	L
vs. Tennessee	21-59	.356	8-20	.400	21-26	.808	9-21	30	23	13	11	7	6	71	
at Nebraska	30-61	.492	6-13	.462	16-27	.593	14-32	46	19	11	13	0	8	82	W
No. 21 Miami	24-58	.414	6-21	.286	23-28	.821	12-29	41	16	8	14	4	4	77	
at Nebraska	27-64	.422	9-18	.500	9-12	.750	9-25	34	22	10	12	4	7	72	L (ot)
Abilene Christian	22-47	.468	5-15	.333	14-17	.824	4-21	25	23	5	20	4	8	63	
at Nebraska	21-49	.429	4-16	.250	27-36	.750	11-23	34	18	10	12	5	12	73	W
at Creighton	28-54	.519	6-17	.353	21-34	.618	6-34	40	17	17	13	4	6	83	
Nebraska	27-68	.397	4-21	.190	9-13	.692	9-27	36	27	11	14	5	8	67	L
Rhode Island	27-44	.491	9-20	.450	4-8	.500	9-19	28	21	12	17	5	4	67	
at Nebraska	22-43	.512	6-8	.750	20-24	.833	5-21	26	12	12	17	4	7	70	W
Samford	20-49	.408	8-17	.471	21-26	.808	3-22	25	17	11	9	1	7	69	
at Nebraska	21-48	.438	6-22	.273	10-20	.500	10-29	39	22	10	17	3	7	58	L
Prairie View A&M	18-53	.340	1-13	.077	13-16	.813	9-20	29	24	2	17	2	7	50	
at Nebraska	28-56	.500	4-14	.286	21-29	.724	13-28	41	18	17	13	0	9	81	W
Northwestern	29-58	.500	10-23	.435	13-17	.765	14-26	40	11	14	7	1	3	81	
at Nebraska	27-60	.450	11-26	.423	7-8	.875	8-17	25	16	18	6	3	3	72	L
Indiana	28-51	.549	9-18	.500	14-23	.609	6-27	33	19	16	14	4	6	79	
at Nebraska	24-55	.436	8-20	.400	13-20	.650	7-24	31	24	11	14	4	8	69	L
at No. 19 Iowa	23-53	.434	7-17	.412	24-32	.750	12-25	37	15	14	7	7	4	77	
Nebraska	25-58	.431	7-20	.350	9-16	.563	11-23	34	26	8	9	2	4	66	L
at Rutgers	17-51	.333	2-17	.118	20-28	.714	9-16	25	12	8	12	2	4	56	
Nebraska	37-65	.569	7-18	.389	9-14	.643	15-28	43	19	15	11	4	8	90	W
Minnesota	21-51	.412	3-17	.176	14-18	.778	7-15	22	19	7	16	3	6	59	
at Nebraska	30-58	.517	5-18	.278	19-24	.792	16-24	40	19	17	14	4	9	84	W
at Illinois	23-59	.390	11-37	.297	10-15	.667	3-21	24	19	16	6	0	3	67	
Nebraska	30-56	.536	6-13	.462	12-18	.667	8-32	42	15	10	10	4	2	78	W
at No. 11 Michigan State	24-57	.421	11-18	.611	12-21	.571	12-26	38	15	19	10	4	2	71	
Nebraska	29-58	.500	4-14	.286	10-14	.714	5-27	32	17	8	6	0	7	72	W
Michigan	25-47	.532	11-21	.524	20-23	.870	8-24	32	15	18	14	2	6	81	
at Nebraska	28-58	.483	6-22	.273	6-9	.667	8-16	24	18	11	10	3	9	68	L
at No. 21 Purdue	33-56	.589	7-12	.583	16-18	.889	10-28	38	13	27	15	5	2	89	
Nebraska	28-62	.452	7-21	.333	11-13	.846	7-15	22	23	12	9	3	10	74	L
No. 4 Maryland	25-49	.510	7-16	.438	13-22	.591	12-31	43	18	14	18	13	4	70	
at Nebraska	21-66	.318	7-23	.304	16-22	.727	16-19	35	18	6	6	1	9	65	L
Rutgers	24-58	.414	5-12	.417	10-14	.714	9-23	32	15	11	14	2	7	63	
at Nebraska	34-67	.507	8-22	.364	11-12	.917	11-28	39	13	22	10	3	9	87	W
at Wisconsin	22-43	.513	11-18	.611	17-28	.607	7-21	28	13	13	11	2	4	72	
at Nebraska	24-59	.407	4-13	.308	9-12	.750	14-19	33	23	7	10	4	3	61	L

2015-16 NEBRASKA TEAM SUPERLATIVES

NEBRASKA TEAM GAME HIGHS		
POINTS	97	MISSISSIPPI VALLEY STATE (11/14/15)
	92	SE LOUISIANA (11/22/15)
	90	at Rutgers (01/09/16)
FIELD GOALS MADE	37	at Rutgers (01/09/16)
	34	RUTGERS (02/06/16)
FIELD GOAL ATTEMPTS	69	SE LOUISIANA (11/22/15)
	68	at Creighton (12/9/15)
FIELD GOAL PERCENTAGE	.569 (37-65)	at Rutgers (01/09/16)
	.544 (31-57)	MISSISSIPPI VALLEY STATE (11/14/15)
3 PT FIELD GOALS MADE	12	DELAWARE STATE (11/19/15)
	11	NORTHWESTERN (12/30/15)
3 PT FG ATTEMPTS	28	DELAWARE STATE (11/19/15)
	26	NORTHWESTERN (12/30/15)
3 PT FG PERCENTAGE	.750 (6-8)	RHODE ISLAND (12/13/15)
	.500 (9-18)	MIAMI (FL) (12/01/15)
FREE THROWS MADE	27	ABILENE CHRISTIAN (12/05/15)
	25	MISSISSIPPI VALLEY STATE (11/14/15)
FREE THROW ATTEMPTS	36	ABILENE CHRISTIAN (12/05/15)
	34	MISSISSIPPI VALLEY STATE (11/14/15)
FREE THROW PERCENTAGE	.917 (11-12)	RUTGERS (02/06/16)
	.909 (10-11)	vs Cincinnati (11/27/15)
REBOUNDS	52	SE LOUISIANA (11/22/15)
	50	ARKANSAS-PINE BLUFF (11/24/15)
ASSISTS	22	RUTGERS (02/06/16)
	19	DELAWARE STATE (11/19/15)
STEALS	12	ABILENE CHRISTIAN (12/05/15)
	11	MISSISSIPPI VALLEY STATE (11/14/15)
BLOCKED SHOTS	5	at Creighton (12/9/15)
	5	ABILENE CHRISTIAN (12/05/15)
TURNOVERS	22	at Villanova (11/17/15)
FOULS	27	at Creighton (12/9/15)

NEBRASKA TEAM GAME LOWS		
POINTS	58	SAMFORD (12/20/15)
	61	vs Cincinnati (11/27/15)
	61	at Wisconsin (02/10/16)
FIELD GOALS MADE	21	ARKANSAS-PINE BLUFF (11/24/15)
	21	ABILENE CHRISTIAN (12/05/15)
	21	SAMFORD (12/20/15)
	21	MARYLAND (02/03/16)
FIELD GOAL ATTEMPTS	43	RHODE ISLAND (12/13/15)
	48	SAMFORD (12/20/15)
FIELD GOAL PERCENTAGE	.318 (21-66)	MARYLAND (02/03/16)
	.377 (23-61)	at Villanova (11/17/15)
3 PT FIELD GOALS MADE	2	ARKANSAS-PINE BLUFF (11/24/15)
3 PT FG ATTEMPTS	8	RHODE ISLAND (12/13/15)
3 PT FG PERCENTAGE	.105 (2-19)	ARKANSAS-PINE BLUFF (11/24/15)
	.190 (4-21)	at Creighton (12/9/15)
FREE THROWS MADE	6	MICHIGAN (01/23/16)
	7	NORTHWESTERN (12/30/15)
FREE THROW ATTEMPTS	8	NORTHWESTERN (12/30/15)
	9	MICHIGAN (01/23/16)
FREE THROW PERCENTAGE	.500 (10-20)	SAMFORD (12/20/15)
	.563 (9-16)	at Iowa (01/05/16)
REBOUNDS	22	at Purdue (01/30/16)
	24	MICHIGAN (01/23/16)
ASSISTS	6	MARYLAND (02/03/16)
	7	at Wisconsin (02/10/16)
STEALS	2	at Illinois (01/16/16)
	3	NORTHWESTERN (12/30/15)
	3	at Wisconsin (02/10/16)
BLOCKED SHOTS	0	vs Tennessee (11/28/15)
	0	PRAIRIE VIEW A&M (12/22/15)
	0	at Michigan State (1/20/16)
TURNOVERS	6	NORTHWESTERN (12/30/15)
	6	at Michigan State (1/20/16)
	6	MARYLAND (02/03/16)
FOULS	12	RHODE ISLAND (12/13/15)

OPPONENT TEAM GAME HIGHS		
POINTS	89	at Purdue (01/30/16)
	87	at Villanova (11/17/15)
FIELD GOALS MADE	33	at Purdue (01/30/16)
	31	at Villanova (11/17/15)
FIELD GOAL ATTEMPTS	63	at Villanova (11/17/15)
	59	at Illinois (01/16/16)
	59	vs Tennessee (11/28/15)
	59	SE LOUISIANA (11/22/15)
FIELD GOAL PERCENTAGE	.589 (33-56)	at Purdue (01/30/16)
	.549 (28-51)	INDIANA (01/02/16)
3 PT FIELD GOALS MADE	11	at Wisconsin (02/10/16)
	11	MICHIGAN (01/23/16)
	11	at Michigan State (1/20/16)
	11	at Illinois (01/16/16)
3 PT FG ATTEMPTS	37	at Illinois (01/16/16)
	30	at Villanova (11/17/15)
3 PT FG PERCENTAGE	.611 (11-18)	at Wisconsin (02/10/16)
	.611 (11-18)	at Michigan State (1/20/16)
FREE THROWS MADE	24	at Iowa (01/05/16)
	23	MIAMI (FL) (12/01/15)
FREE THROW ATTEMPTS	34	at Creighton (12/9/15)
	32	at Iowa (01/05/16)
FREE THROW PERCENTAGE	.889 (16-18)	at Purdue (01/30/16)
	.870 (20-23)	MICHIGAN (01/23/16)
REBOUNDS	43	MARYLAND (02/03/16)
	41	MIAMI (FL) (12/01/15)
ASSISTS	27	at Purdue (01/30/16)
	20	at Villanova (11/17/15)
STEALS	10	at Villanova (11/17/15)
	10	MISSISSIPPI VALLEY STATE (11/14/15)
BLOCKED SHOTS	13	MARYLAND (02/03/16)
TURNOVERS	21	MISSISSIPPI VALLEY STATE (11/14/15)
FOULS	27	ARKANSAS-PINE BLUFF (11/24/15)
	27	MISSISSIPPI VALLEY STATE (11/14/15)

OPPONENT TEAM GAME LOWS		
POINTS	44	ARKANSAS-PINE BLUFF (11/24/15)
	50	PRAIRIE VIEW A&M (12/22/15)
FIELD GOALS MADE	15	MISSISSIPPI VALLEY STATE (11/14/15)
	15	ARKANSAS-PINE BLUFF (11/24/15)
FIELD GOAL ATTEMPTS	43	at Wisconsin (02/10/16)
	47	DELAWARE STATE (11/19/15)
	47	ABILENE CHRISTIAN (12/05/15)
	47	MICHIGAN (01/23/16)
FIELD GOAL PERCENTAGE	.259 (15-58)	MISSISSIPPI VALLEY STATE (11/14/15)
	.306 (15-49)	ARKANSAS-PINE BLUFF (11/24/15)
3 PT FIELD GOALS MADE	0	SE LOUISIANA (11/22/15)
	1	PRAIRIE VIEW A&M (12/22/15)
3 PT FG ATTEMPTS	11	DELAWARE STATE (11/19/15)
	12	at Purdue (01/30/16)
	12	RUTGERS (02/06/16)
3 PT FG PERCENTAGE	.000 (0-14)	SE LOUISIANA (11/22/15)
	.077 (1-13)	PRAIRIE VIEW A&M (12/22/15)
FREE THROWS MADE	4	RHODE ISLAND (12/13/15)
	10	at Illinois (01/16/16)
	10	RUTGERS (02/06/16)
FREE THROW ATTEMPTS	8	RHODE ISLAND (12/13/15)
	14	RUTGERS (02/06/16)
FREE THROW PERCENTAGE	.500 (4-8)	RHODE ISLAND (12/13/15)
	.550 (11-20)	ARKANSAS-PINE BLUFF (11/24/15)
REBOUNDS	22	MINNESOTA (01/12/16)
	24	at Illinois (01/16/16)
ASSISTS	2	PRAIRIE VIEW A&M (12/22/15)
	5	ABILENE CHRISTIAN (12/05/15)
STEALS	2	at Michigan State (1/20/16)
	2	at Purdue (01/30/16)
BLOCKED SHOTS	0	at Illinois (01/16/16)
TURNOVERS	6	at Illinois (01/16/16)
FOULS	11	NORTHWESTERN (12/30/15)

NEBRASKA MISCELLANEOUS STATISTICS

2015-16 NEBRASKA WIN/LOSS MARGIN																					
	1	2	3	4	5	6	7	8	9	10	11	12	13	14	15	16	17	18	19	20	+20
Husker Wins	1	0	1	0	0	0	0	0	0	1	1	1	0	0	1	0	0	0	0	0	7
Husker Losses	0	0	0	1	2	0	0	0	1	0	2	1	1	0	1	1	0	0	0	0	1

2015-16 NEBRASKA INDIVIDUAL GAME HIGHS

Points	30	White III, Andrew vs Abilene Christian (12/05/15)
	28	Shields, Shavon at Michigan State (1/20/16)
	28	White III, Andrew at Rutgers (01/09/16)
	28	White III, Andrew at Creighton (12/9/15)
	28	Shields, Shavon vs Miami (FL) (12/01/15)
Field Goals Made	12	Shields, Shavon at Michigan State (1/20/16)
	11	White III, Andrew at Rutgers (01/09/16)
	11	White III, Andrew at Creighton (12/9/15)
	11	Shields, Shavon vs Miami (FL) (12/01/15)
Field Goal Att.	25	Shields, Shavon vs Miami (FL) (12/01/15)
	21	White III, Andrew at Creighton (12/9/15)
FG Pct (min 5 made)	1.000 (5-5)	Morrow Jr., Ed at Rutgers (01/09/16)
	1.000 (5-5)	Morrow Jr., Ed vs SE Louisiana (11/22/15)
3-Point FG Made	5	White III, Andrew at Rutgers (01/09/16)
	5	White III, Andrew vs Northwestern (12/30/15)
	5	Parker, Benny vs Northwestern (12/30/15)
3-Point FG Att.	12	White III, Andrew vs Abilene Christian (12/05/15)
	10	Parker, Benny vs Northwestern (12/30/15)
3-Pt FG Pct (min 2 made)	1.000 (4-4)	McVeigh, Jack vs Mississippi Valley State (11/14/15)
	1.000 (2-2)	Parker, Benny at Iowa (01/05/16)
	1.000 (2-2)	Watson Jr., Glynn vs Rhode Island (12/13/15)
	1.000 (2-2)	Watson Jr., Glynn vs SE Louisiana (11/22/15)
	1.000 (2-2)	Parker, Benny vs SE Louisiana (11/22/15)
Free Throws Made	14	White III, Andrew vs Abilene Christian (12/05/15)
	9	Shields, Shavon vs Minnesota (01/12/16)
	9	Shields, Shavon vs Prairie View A&M (12/22/15)
	9	Shields, Shavon vs Abilene Christian (12/05/15)
Free Throw Att.	16	White III, Andrew vs Abilene Christian (12/05/15)
	11	Shields, Shavon vs Minnesota (01/12/16)
FT Pct (min 4 made)	1.000 (6-6)	White III, Andrew vs Rhode Island (12/13/15)
	1.000 (6-6)	Watson Jr., Glynn vs Tennessee (11/28/15)
	1.000 (5-5)	Webster, Tai vs Cincinnati (11/27/15)
Rebounds	13	White III, Andrew at Illinois (01/16/16)
	11	White III, Andrew vs Samford (12/20/15)
Assists	9	Watson Jr., Glynn vs Rutgers (02/06/16)
	7	Parker, Benny vs Northwestern (12/30/15)
	7	Shields, Shavon vs Delaware State (11/19/15)
Steals	5	Webster, Tai vs Michigan (01/23/16)
	4	Watson Jr., Glynn vs Minnesota (01/12/16)
	4	White III, Andrew vs Abilene Christian (12/05/15)
Blocked Shots	4	Hammond, Jake vs Miami (FL) (12/01/15)
	3	Jacobson, Michael vs Minnesota (01/12/16)
	3	Morrow Jr., Ed vs Arkansas-Pine Bluff (11/24/15)
Turnovers	6	Shields, Shavon vs Tennessee (11/28/15)
	6	Webster, Tai at Villanova (11/17/15)
Minutes	40	Shields, Shavon vs Miami (FL) (12/01/15)

2015-16 NEBRASKA RECORD BY STARTING LINEUP

No.	Starting Lineup	Record
1.	Hammond, Parker, Shields, Webster, White III	5-3
2.	Morrow, Parker, Shields, Webster, White III	1-0
3.	Jacobson, Parker, Shields, Webster, White III	1-2
4.	Jacobson, Parker, Shields, Watson Jr., White III	6-6
5.	Jacobson, McVeigh, Parker, Watson Jr., White III	0-1

2015-16 OPPONENT INDIVIDUAL GAME HIGHS

Points	32	Hammons, A.J. at Purdue (01/30/16)
	28	Sanders, Corey vs Rutgers (02/06/16)
	28	Pardon, Dererk vs Northwestern (12/30/15)
Field Goals Made	14	Hammons, A.J. at Purdue (01/30/16)
	12	Sanders, Corey vs Rutgers (02/06/16)
Field Goal Att.	20	Sanders, Corey vs Rutgers (02/06/16)
	17	Hammons, A.J. at Purdue (01/30/16)
FG Pct (min 5 made)	.857 (6-7)	Brown, Vitto at Wisconsin (02/10/16)
	.833 (5-6)	Haas, Isaac at Purdue (01/30/16)
	.833 (5-6)	Harris, Eron at Michigan State (1/20/16)
	.833 (5-6)	Murphy, Kamari vs Miami (FL) (12/01/15)
3-Point FG Made	6	Valentine, Denzel at Michigan State (1/20/16)
	4	Davis, Rapheal at Purdue (01/30/16)
	4	Walton Jr., Derrick vs Michigan (01/23/16)
	4	Harris, Eron at Michigan State (1/20/16)
	4	Ferrell, Kevin Yogi vs Indiana (01/02/16)
	4	Falzon, Aaron vs Northwestern (12/30/15)
	4	CAUPAIN, Troy vs Cincinnati (11/27/15)
3-Point FG Att.	10	Nunn, Kendrick at Illinois (01/16/16)
	8	Valentine, Denzel at Michigan State (1/20/16)
	8	Finke, Michael at Illinois (01/16/16)
	8	Coleman-Lands, Jalen at Illinois (01/16/16)
	8	CAUPAIN, Troy vs Cincinnati (11/27/15)
3-Pt FG Pct (min 2 made)	1.000 (4-4)	Harris, Eron at Michigan State (1/20/16)
	1.000 (3-3)	Brown, Vitto at Wisconsin (02/10/16)
	1.000 (2-2)	Showalter, Zak at Wisconsin (02/10/16)
	1.000 (2-2)	THOMPSON, Christian vs Rhode Island (12/13/15)
	1.000 (2-2)	THOMAS, Shaq vs Cincinnati (11/27/15)
Free Throws Made	11	Gesell, Mike at Iowa (01/05/16)
	9	PUNTER, Kevin vs Tennessee (11/28/15)
Free Throw Att.	13	Gesell, Mike at Iowa (01/05/16)
	11	ROBINSON, Ghivannoni vs Arkansas-Pine Bluff (11/24/15)
FT Pct (min 4 made)	1.000 (8-8)	Cunningham, Christen vs Samford (12/20/15)
	1.000 (7-7)	Williams, Mike at Rutgers (01/09/16)
	1.000 (6-6)	Robinson, Duncan vs Michigan (01/23/16)
	1.000 (6-6)	York, Karim vs Prairie View A&M (12/22/15)
	1.000 (6-6)	Kylan Phillips vs Mississippi Valley State (11/14/15)
Rebounds	12	Swanigan, Caleb at Purdue (01/30/16)
	12	Walton Jr., Derrick vs Michigan (01/23/16)
	12	Pardon, Dererk vs Northwestern (12/30/15)
Assists	10	Gesell, Mike at Iowa (01/05/16)
	8	McIntosh, Bryant vs Northwestern (12/30/15)
Steals	6	Damian Young vs Mississippi Valley State (11/14/15)
	4	Gilbert, Ahmad vs Minnesota (01/12/16)
	4	Bellinger, Tevin vs Prairie View A&M (12/22/15)
	4	Franklin, Jaylen vs Abilene Christian (12/05/15)
	4	PUNTER, Kevin vs Tennessee (11/28/15)
	4	HART, Josh at Villanova (11/17/15)
Blocked Shots	8	Stone, Diamond vs Maryland (02/03/16)
	4	Hammons, A.J. at Purdue (01/30/16)
	4	Uthoff, Jarrod at Iowa (01/05/16)
	4	PARKER, Chauncy vs Arkansas-Pine Bluff (11/24/15)
Turnovers	5	Sanders, Corey vs Rutgers (02/06/16)
	5	Wentz, Parker vs Abilene Christian (12/05/15)
	5	PUNTER, Kevin vs Tennessee (11/28/15)
	5	HUGHES, Todd vs Delaware State (11/19/15)

THE LAST TIME . . .

	Nebraska...	A Nebraska Opponent...
Scored 100 or more points	107; vs. North Carolina A&T, 12/19/05	101; TCU, 3/15/99
Scored 90 or more points	90; at Rutgers, 1/9/16	96; UMass, 11/21/13
Scored 41 to 50 points	46; Iowa, 2/22/15	50; Prairie View A&M, 12/22/15
Scored 40 or fewer points	38; at Oregon, 12/15/12	39; Grambling State, 12/21/10
Shot 70% from the field	.723; vs. UNC Wilmington 12/5/97 (34-47)	.723; Kansas, 2/2/85 (34-47)
Shot 60% from the field	.628; vs. Northwestern, 2/3/15 (27-43)	.619; Colorado, 3/2/10 (26-42)
Shot 90% from the free throw line (Min 10 attempts)	.91.7; vs. Rutgers, 2/6/16 (11-12)	90.5; Michigan State, 12/31/11 (19-21)
Made 10, 3-Point Field Goals	10; Northwestern, 12/30/15 (11-26)	11; Wisconsin, 2/10/16 (11-18)
Had 60 rebounds	60; vs. Oral Roberts, 12/22/99	62; Colorado, 2/15/75
Had 50 rebounds	50; Arkansas-Pine Bluff, 11/24/15	50; Tennessee, 12/13/03
Had 30 assists	35, vs. Northeastern Illinois, 12/21/94	30; Iowa State, 2/3/93
Had 15 steals	15, vs. Arkansas State, 12/14/13	15; Florida State, 12/31/05
Had 10 blocked shots	11; at Creighton, 12/11/05	13; Maryland, 2/3/16
Had 10 or fewer turnovers	10; at Wisconsin, 2/10/16	10; at Michigan State, 1/20/15
Had 20 or more turnovers	22; at Villanova, 11/17/15	20; Southeastern Louisiana, 1/5/10
Had three players with 20 points	vs. Oklahoma State, 3/5/07 (Perry 25; Maric 23; Velander 20)	Texas, 1/21/98 (Mihm 29, Axtell 25, Clack 22)
Had three players with 10 rebounds	vs. Texas Tech, 1/19/00 (Bradford 16, Ffriend 12, Truscott 11)	at Kansas, 1/9/02 (Collision 13, Gooden 12, Simien 10)
Had five players reach double-figure points	vs. Tennessee, 11/28/15 (Webster 18, White III 15; Hammond 11; Shields 11; Watson 10)	vs. Miami, 12/1/15 (Rodriguez 15; McClellan 14; Lawrence 13; Newton 10; Murphy 10)
Had a player score 40 points	41; Aleks Maric, vs. Kansas State, 2/13/07	41; Jarius Jackson, Texas Tech, 2/18/06
Had a player score 30 points	30; Andrew White III vs. Abilene Christian, 12/5/15	32; A.J. Hammons, Purdue, 1/30/16
Had a player grab 15 rebounds	16; Aleks Maric vs. Colorado, 3/9/08	16; Jared Swopshire, Northwestern, 1/26/13
Had a player dish out 10 assists	10; Lance Jeter vs. Kansas, 2/5/11	10; Mike Gesell, 1/5/16
Had a player collect five steals	5; Tai Webster vs. Michigan, 1/23/16	5; Denzel Livingston, Incarnate Word, 12/10/14
Had a player block five shots	5; Jorge Brian Diaz vs. Florida Gulf Coast, 12/7/11	8; Diamond Stone, Maryland, 2/3/16

MISC. STATS

Opponent	NU-Opp Paint	NU-Opp off TO	NU-Opp 2nd Ch.	NU-Opp Bench	Largest Lead	Largest Deficit
Mississippi Valley State	38-16	26-12	14-10	60-42	46 (2nd, 0:48)	-
at Villanova	24-30	10-33	22-11	27-19	7 (1st, 7:43)	30 (2nd, 4:23)
Delaware State	16-24	24-23	9-13	17-38	25 (2nd, 11:54)	4 (1st, 17:45)
Southeastern Louisiana	42-36	16-10	18-6	48-39	46 (2nd, 7:55)	-
Arkansas-Pine Bluff	30-18	15-4	20-5	10-2	26 (2nd, 8:59)	-
vs. Cincinnati	26-26	14-9	6-22	11-14	6 (1st, 7:59)	8 (2nd, 3:09)
vs. Tennessee	42-26	8-11	11-6	21-22	22 (2nd, 12:30)	3 (1st, 18:43)
Miami	28-26	19-11	11-10	16-23	3 (1st, 10:35)	9 (1st, 14:35)
Abilene Christian	30-26	25-14	11-5	6-6	13 (2nd, 10:30)	5 (1st, 14:30)
at Creighton	38-36	16-18	11-5	8-26	-	19 (2nd, 6:40)
Rhode Island	18-32	24-23	4-8	21-15	6 (1st, 18:22)	11 (1st, 5:58)
Samford	22-24	8-13	8-1	7-13	6 (1st, 0:40)	14 (2nd, 0:24)
Prairie View A&M	42-24	24-11	13-4	30-30	32 (2nd, 1:37)	1 (1st, 19:09)
Northwestern	22-32	14-10	15-19	15-39	12 (2nd, 17:43)	9 (2nd, 0:18)
Indiana	28-32	16-16	11-7	21-22	6 (1st, 2:06)	12 (2nd, 9:09)
at Iowa	30-20	9-11	7-8	30-14	10 (1st, 15:18)	16 (2nd, 4:19)
at Rutgers	52-20	22-6	20-9	32-25	35 (2nd, 5:26)	-
Minnesota	38-26	16-19	12-7	28-21	38 (2nd, 8:43)	4 (1st, 18:09)
at Illinois	34-20	9-10	10-5	24-23	14 (2nd, 13:29)	4 (1st, 14:58)
at Michigan State	32-24	10-8	4-7	18-9	8 (2nd, 8:35)	6 (1st, 15:00)
Michigan	40-24	20-7	6-9	20-11	2 (1st, 19:18)	18 (2nd, 13:30)
at Purdue	32-38	22-11	2-11	22-23	2 (1st, 12:38)	17 (2nd, 0:41)
Maryland	22-28	9-5	15-13	9-13	5 (1st, 15:11)	6 (1st, 6:58)
Rutgers	40-30	14-18	6-6	25-20	24 (2nd, 0:42)	6 (1st, 7:35)
at Wisconsin	24-16	8-14	18-7	13-10	6 (1st, 12:00)	17 (2nd, 5:00)

2015-16 NEBRASKA BASKETBALL GAME-BY-GAME REVIEW

(-----Nebraska Individual Leaders-----)

Date	Opponent	Result	Record (B1G)	Attendance	Points	Rebounds	Assists	Steals
11/14	Mississippi Valley State	W, 97-51	1-0 (0-0)	15,489	White III, 18	Fuller, 9	Parker, 6	White, Webster, 2
11/17	at No. 11 Villanova	L, 63-87	1-1 (0-0)	6,500	White III, 18	Shields, 8	Webster, 3	Webster, 2
11/19	Delaware State	W, 75-60	2-1 (0-0)	15,447	Shields, 21	Hammond, 7	Shields, 7	McVeigh, 3
11/22	Southeastern Louisiana	W, 92-65	3-1 (0-0)	15,533	Watson, 14	Shields, Jacobson, 7	Parker, Watson 3	Webster, 2
11/24	Arkansas-Pine Bluff	W, 67-44	4-1 (0-0)	15,502	White III, 16	Jacobson, 8	Watson, 3	Watson, 2
11/27	vs. No. 24 Cincinnati #	L, 61-65	4-2 (0-0)	NA	Webster, 21	Webster, 8	Webster, Watson, 3	Parker, Watson 3
11/28	vs. Tennessee	W, 82-71	5-2 (0-0)	NA	Webster, 18	Hammond, 10	Shields, 6	Shields, Watson 3
12/1	No. 21 Miami	W, 77-72 (ot)	5-3 (0-0)	15,646	Shields, 28	White III, 6	Webster, 4	Shields, White III 2
12/5	Abilene Christian	W, 73-63	6-3 (0-0)	15,491	White III, 30	White III, 7	Watson, 5	White III, 3
12/9	at Creighton	L, 67-83	6-4 (0-0)	17,766	White III, 28	White III, 10	Webster, 3	White III, 3
12/13	Rhode Island	W, 70-67	7-4 (0-0)	15,496	Shields, 19	Shields, 7	Shields, Webster 3	Shields, 2
12/20	Samford	L, 58-69	7-5 (0-0)	14,871	Shields, 25	White III, 11	Watson, 4	Shields, 3
12/22	Prairie View A&M	W, 81-50	8-5 (0-0)	14,754	White III, Shields 19	Morrow, 6	Shields, Parker, 4	Webster, 3
12/30	Northwestern *	L, 72-81	8-6 (0-1)	14,924	White III 22	White III, Parker, 5	Parker, 7	Parker, 3
1/2	Indiana *	L, 69-79	8-7 (0-2)	14,961	White III, McVeigh 16	McVeigh, Shields, White III 6	Shields, 6	Jacobson, 3
1/5	at No. 19 Iowa *	L, 66-77	8-8 (0-3)	11,736	Webster 22	White III, 8	Shields, 4	White III, Watson Jr, Webster, McVeigh 1
1/9	at Rutgers *	W, 90-56	9-8 (1-3)	4,454	White III 28	White III 9	Watson, 4	Parker, 3
1/12	Minnesota *	W, 84-59	10-8 (2-3)	15,628	Shields, 24	Shields, 8	Watson, 5	Watson, 4
1/16	at Illinois *	W, 78-67	11-8 (3-3)	12,510	White III 21	White III, 13	Shields, 5	Watson, Parker 1
1/20	at No. 11 Michigan State *	L, 72-71	12-8 (4-3)	14,797	Shields, 28	Jacobson, 8	Webster, 3	Watson, Parker 2
1/23	Michigan *	L, 68-81	12-9 (4-4)	15,745	Watson Jr. White III 15	Morrow, 6	Shields, 3	Webster 5
1/30	at No. 21 Purdue *	L, 74-89	12-10 (4-5)	14,846	White III, 18	White III, 6	Parker, 5	Webster, 3
2/3	No. 4 Maryland *	L, 65-70	12-11 (4-6)	15,693	White III, 19	White III, 9	Shields, 4	Webster, 3
2/6	Rutgers *	W, 87-63	13-11 (5-6)	15,695	White III, 21	White III, 8	Watson Jr., 9	Fuller, Shields, Watson Jr. 2
2/10	at Wisconsin *	L, 61-72	13-12 (5-7)	17,287	Watson Jr. 16	Jacobson 9	Parker 3	White III, Hammond, Webster 1

* -- Big Ten game; #-Barclays Center Classic

MISCELLANEOUS REVIEW

Nebraska Record When:	All (W)	All(L)	H(W)	H(L)	A (W)	A (L)
Ahead at Halftime	11	3	8	3	3	0
Behind at Halftime	1	8	1	3	0	5
Tied at Halftime	1	1	0	0	1	1
Bench Outscores Opponent's	9	4	6	1	3	3
Opponent Bench Outscores NU	2	8	1	5	1	3
Bench scoring is even	2	0	2	0	0	0
Shooting 50% or Better	8	0	5	0	3	0
Shooting Under 50%	5	12	4	6	1	6
Opp. Shoots 50% or Better	0	7	0	4	0	3
Opp. Shoots Under 50%	13	5	9	2	4	3
Outshooting Opponent (pct.)	11	3	7	2	4	1
Outshot by Opponent (pct.)	2	9	2	4	0	5
Shooting is even	0	0	0	0	0	0
Outrebounding Opponent	11	3	8	1	3	2
Outrebounded by Opponent	2	9	1	5	1	4
Rebounds are Even	0	0	0	0	0	0
Committing More TOs than Opp	2	5	0	1	2	4
Committing Fewer TOs than Opp	10	6	8	4	2	2
Turnovers are Even	1	1	1	1	0	0
Leading with 5:00 left	12	1	8	1	4	0
Trailing with 5:00 left	1	10	1	4	0	6
Tied with 5:00 left	0	1	0	1	0	0
In Overtime	0	1	0	1	0	0
Scoring 80 or more points	7	0	5	0	2	0
Scoring 61 to 79 points	6	11	4	5	2	6
Scoring 60 or fewer points	0	1	0	1	0	0
Allowing 80 or more points	0	5	0	2	0	3
Allowing 61 to 79 points	7	7	4	4	3	3
Allowing 60 or fewer points	6	0	5	0	1	0

Field-Goal Percentage by Site:		
NU	H (PBA) --389-855= 45.5	A --275-600= 45.8
OPP	A --243-549 = 44.3	H (PBA) -- 338-790 =42.8
Free-Throw Percentage by Site:		
NU	H (PBA) - 248-339= 73.2	A --105-151= 69.5
OPP	A --173-246 = 70.3	H (PBA) --218-303= 71.9
NU Average at home: 75.3 ppg (1130)		
Opp. Average at home: 65.3 ppg (979)		
NU Average on Road/Neutral: 71.4 ppg (714)		
Opp. Average on Road/Neutral: 73.8 ppg (738)		

MISCELLANEOUS STREAKS

Biggest margin of victory	46, Mississippi Valley State (11/14/15)
Biggest margin of defeat	24, at Villanova (11/17/15)
Largest deficit overcome in win	11; Rhode Island (12/13/15)
Largest halftime deficit overcome in win	5; Rhode Island (12/13/15)
Largest lead surrendered in loss	12, Northwestern (12/30/15)
Largest halftime lead surrendered in loss	4; Samford (12/20/15)
Largest lead at any time	46, Mississippi Valley State (11/14/15); vs. Southeast Louisiana (11/22/15)
Largest deficit at any time	30, at Villanova (11/17/15)
Largest runs without opponent scoring	17, Mississippi Valley State (14:08-9:07, 2nd)
Largest opponent run without NU scoring	22, at Villanova (6:56-0:23, 1st)

#0 TAI WEBSTER

Points _____
 Season: 22 at Iowa (1/5/16)
 Career: same

Rebounds _____
 Season: 8 vs. Cincinnati (11/27/15)
 Career: same

Field Goals _____
 Season: 7 three times, last at Iowa (1/5/16)
 Career: same

Field Goal Attempts _____
 Season: 13 vs. Tennessee (11/27/15)
 Career: same

3-Point Field Goals _____
 Season: 2 vs. Cincinnati (11/27/15); at Illinois (1/16/16)
 Career: 2 three times, last at Illinois (1/16/16)

3-Point Field Goal Attempts _____
 Season: 5 at Creighton (12/9/15)
 Career: 5 vs. No. Kentucky (11/16/14); at Creighton (12/9/15)

Free Throws _____
 Season: 7 at Iowa (1/5/16)
 Career: 8 vs. Penn State (2/20/14)

Free Throw Attempts _____
 Season: 8 at Iowa (1/5/16)
 Career: 11 vs. South Carolina State (11/17/13)

Assists _____
 Season: 5 vs. Minnesota (1/12/16)
 Career: 5 four times, last vs. Minnesota (1/12/16)

Steals _____
 Season: 5 vs. Michigan (1/23/16)
 Career: same

Blocks _____
 Season: 2 vs. Abilene Christian (12/5/15)
 Career: Same

Minutes Played _____
 Season: 37 vs. Abilene Christian (12/5/15)
 Career: Same

#3 ANDREW WHITE III (NEBRASKA HIGHS)

Points _____
 Season: 30 vs. Abilene Christian (12/5/15)
 Career: same

Rebounds _____
 Season: 13 at Illinois (1/16/16)
 Career: same

Field Goals _____
 Season: 11 at Creighton (12/9/15); at Rutgers (1/9/16)
 Career: same

Field Goal Attempts _____
 Season: 21 at Creighton (12/9/15)
 Career: same

3-Point Field Goals _____
 Season: 5 vs. Northwestern (12/30/15); at Rutgers (1/9/16)
 Career: same

3-Point Field Goal Attempts _____
 Season: 12 vs. Abilene Christian (12/5/15)
 Career: same

Free Throws _____
 Season: 14 vs. Abilene Christian (12/5/15)
 Career: same

Free Throw Attempts _____
 Season: 16 vs. Abilene Christian (12/5/15)
 Career: same

Assists _____
 Season: 3 at Illinois (1/16/16)
 Career: same

Steals _____
 Season: 4 vs. Abilene Christian (12/5/15)
 Career: same

Blocks _____
 Season: 2 vs. MVSU (11/14/15); vs. Cincinnati (11/27/15)
 Career: same

Minutes Played _____
 Season: 39 vs. Miami (12/1/15)
 Career: same

#4 JOHNNY TRUEBLOOD

Points _____
 Season: 3 vs. Rutgers (2/6/16)
 Career: same

Rebounds _____
 Season: 1 vs. SE Louisiana (11/22/15); vs. Minnesota (1/12/16)
 Career: same

Field Goals _____
 Season: 1 at Villanova (11/17/15); vs. Rutgers (2/6/16)
 Career: same

Field Goal Attempts _____
 Season: 2 vs. SE Louisiana (11/22/15)
 Career: same

3-Point Field Goals _____
 Season: 1 vs. Rutgers (2/6/16)
 Career: same

3-Point Field Goal Attempts _____
 Season: 1 vs. Rutgers (2/6/16)
 Career: same

Free Throws _____
 Season: 2 vs. SE Louisiana (11/22/15)
 Career: same

Free Throw Attempts _____
 Season: 4 vs. SE Louisiana (11/22/15)
 Career: same

Assists _____
 Season: 2 vs. MVSU (11/14/15); vs. PrairieView A&M (12/22/15)
 Career: same

Steals _____
 Season: none
 Career: same

Blocks _____
 Season: none
 Career: same

Minutes Played _____
 Season: 8 vs. SE Louisiana (11/22/15)
 Career: same

#5 GLYNN WATSON JR.

Points _____
 Season: 17 vs. Rhode Island (12/13/15); at Illinois (1/16/16)
 Career: same

Rebounds _____
 Season: 4 vs. SE Louisiana (11/22/15); vs. Miami (12/1/15)
 Career: same

Field Goals _____
 Season: 7 vs. Rhode Island (12/13/15); at Illinois (1/16/16)
 Career: same

Field Goal Attempts _____
 Season: 15 at Villanova (11/17/15)
 Career: same

3-Point Field Goals _____
 Season: 2 four times, last at Wisconsin (2/10/16)
 Career: same

3-Point Field Goal Attempts _____
 Season: 5 vs. Samford (12/20/15)
 Career: same

Free Throws _____
 Season: 6 vs. Tennessee (11/27/15)
 Career: same

Free Throw Attempts _____
 Season: 6 vs. Tennessee (11/27/15)
 Career: same

Assists _____
 Season: 9 vs. Rutgers (2/6/16)
 Career: same

Steals _____
 Season: 4 vs. Minnesota (1/12/16)
 Career: same

Blocks _____
 Season: 1 vs. Indiana (1/2/16); at Illinois (1/16/16)
 Career: same

Minutes Played _____
 Season: 36 at Wisconsin (2/10/16)
 Career: same

#10 JACK MCVEIGH

Points _____
 Season: 16 vs. MVSU (11/14/15); vs. Indiana (1/2/16)
 Career: same

Rebounds _____
 Season: 6 vs. Indiana (1/2/16); at Michigan State (11/20/16)
 Career: same

Field Goals _____
 Season: 6 vs. Indiana (1/2/16)
 Career: same

Field Goal Attempts _____
 Season: 8 vs. Indiana (1/2/16)
 Career: same

3-Point Field Goals _____
 Season: 4 vs. Mississippi Valley State (11/14/15)
 Career: same

3-Point Field Goal Attempts _____
 Season: 6 vs. Delaware State (11/19/15)
 Career: same

Free Throws _____
 Season: 4 three times, last vs. Prairie View A&M (12/22/15)
 Career: same

Free Throw Attempts _____
 Season: 4 three times, last vs. Prairie View A&M (12/22/15)
 Career: same

Assists _____
 Season: 3 at Purdue (1/30/16); vs. Rutgers (2/6/16)
 Career: same

Steals _____
 Season: 3 vs. Delaware State (11/19/15)
 Career: same

Blocks _____
 Season: 1 three times, last at Wisconsin (2/10/16)
 Career: same

Minutes Played _____
 Season: 26 vs. Cincinnati (11/27/15)
 Career: same

#11 BAKARI EVELYN

Points _____
 Season: 7 vs. Mississippi Valley State (11/14/15)
 Career: same

Rebounds _____
 Season: 3 vs. UAPB (11/24)
 Career: same

Field Goals _____
 Season: 2 vs. UAPB (11/24); at Rutgers (1/9/16)
 Career: same

Field Goal Attempts _____
 Season: 4 vs. UAPB (11/24); vs. Minnesota (1/12/16)
 Career: same

3-Point Field Goals _____
 Season: 1 vs. Mississippi Valley State (11/14/15)
 Career: same

3-Point Field Goal Attempts _____
 Season: 2 three times, last vs. Minnesota (1/12/16)
 Career: same

Free Throws _____
 Season: 4 vs. Mississippi Valley State (11/14/15)
 Career: same

Free Throw Attempts _____
 Season: 4 vs. Mississippi Valley State (11/14/15)
 Career: same

Assists _____
 Season: 1 four times, last vs. Rutgers (2/6/16)
 Career: same

Steals _____
 Season: none
 Career: same

Blocks _____
 Season: none
 Career: same

Minutes Played _____
 Season: 14 vs. Mississippi Valley State (11/14/15)
 Career: same

#12 MICHAEL JACOBSON

Points _____
 Season: 13 vs. Rutgers (2/6/16)
 Career: same

Rebounds _____
 Season: 9 at Wisconsin (2/10/16)
 Career: same

Field Goals _____
 Season: 5 vs. Rutgers (2/6/16)
 Career: same

Field Goal Attempts _____
 Season: 9 vs. Maryland (2/3/16)
 Career: same

3-Point Field Goals _____
 Season: 1 three times, last vs. Rutgers (2/6/16)
 Career: same

3-Point Field Goal Attempts _____
 Season: 2 vs. Maryland (2/3/16)
 Career: same

Free Throws _____
 Season: 5 vs. MVSU (11/14/15); vs. Minnesota (1/12/16)
 Career: same

Free Throw Attempts _____
 Season: 6 vs. MVSU (11/14/15); vs. Minnesota (1/12/16)
 Career: same

Assists _____
 Season: 2 at Creighton (12/9/15); vs. Rhode Island (12/13/15)
 Career: same

Steals _____
 Season: 3 vs. Indiana (1/2/16)
 Career: same

Blocks _____
 Season: 3 vs. Minnesota (1/12/16)
 Career: same

Minutes Played _____
 Season: 31 at Michigan State (1/20/16)
 Career: same

#15 MALCOLM LAWS (NEBRASKA HIGHS)

Points _____
 Season: 1 vs. Mississippi Valley State (11/14/15)
 Career: same

Rebounds _____
 Season: 1 vs. MVSU (11/14/15); at Rutgers (1/9/16)
 Career: same

Field Goals _____
 Season: none
 Career: same

Field Goal Attempts _____
 Season: 2 vs. SE Louisiana (11/22/15)
 Career: same

3-Point Field Goals _____
 Season: none
 Career: same

3-Point Field Goal Attempts _____
 Season: 1 vs. SE Louisiana (11/22/15)
 Career: same

Free Throws _____
 Season: 1 vs. Mississippi Valley State (11/14/15)
 Career: same

Free Throw Attempts _____
 Season: 2 vs. Mississippi Valley State (11/14/15)
 Career: same

Assists _____
 Season: none
 Career: same

Steals _____
 Season: 1 at Rutgers (1/9/16)
 Career: same

Blocks _____
 Season: none
 Career: same

Minutes Played _____
 Season: 4 vs. MVSU (11/14/15); vs. SE Louisiana (11/22/15)
 Career: same

2014-15 NEBRASKA INDIVIDUAL SEASON AND CAREER HIGHS

#20 TANNER BORCHARDT
Points
Season: 4 vs. Mississippi Valley State (11/14/15)
Career: same
Rebounds
Season: 2 three times, last vs. Rutgers (2/6/16)
Career: same
Field Goals
Season: 2 vs. Mississippi Valley State (11/14/15)
Career: same
Field Goal Attempts
Season: 2 vs. Mississippi Valley State (11/14/15)
Career: same
3-Point Field Goals
Season: none
Career: same
3-Point Field Goal Attempts
Season: none
Career: same
Free Throws
Season: none
Career: same
Free Throw Attempts
Season: none
Career: same
Assists
Season: none
Career: same
Steals
Season: none
Career: same
Blocks
Season: none
Career: same
Minutes Played
Season: 5 vs. UAPB (11/24)
Career: same

#23 NICK FULLER
Points
Season: 10 vs. Mississippi Valley State (11/14/15)
Career: 12 at Maryland (2/19/15)
Rebounds
Season: 9 vs. Mississippi Valley State (11/14/15)
Career: same
Field Goals
Season: 3 vs. Prairie View A&M (12/22/15)
Career: 5 at Maryland (2/19/15)
Field Goal Attempts
Season: 5 vs. Prairie View A&M (12/22/15)
Career: 9 at Maryland (2/19/15)
3-Point Field Goals
Season: None
Career: 2 at Maryland (2/19/15)
3-Point Field Goal Attempts
Season: 1 vs. Mississippi Valley State (11/14/15)
Career: 3 at Maryland (2/19/15)
Free Throws
Season: 6 vs. Mississippi Valley State (11/14/15)
Career: same
Free Throw Attempts
Season: 8 vs. Mississippi Valley State (11/14/15)
Career: same
Assists
Season: 2 vs. SE Louisiana (11/22/15)
Career: 2 vs. Incarnate Word (12/10/14); vs. SE Louisiana (11/22/15)
Steals
Season: 2 vs. Rutgers (2/6/16)
Career: 2 vs. Iowa (2/22/15); vs. Rutgers (2/6/16)
Blocks
Season: 1 vs. Samford (12/20/15); vs. Rutgers (2/6/16)
Career: 1 three times, last vs. Rutgers (2/6/16)
Minutes Played
Season: 18 vs. Rutgers (2/6/16)
Career: 30 vs. Iowa (2/22/15)

#24 JAKE HAMMOND
Points
Season: 11 vs. Tennessee (11/27/15)
Career: same
Rebounds
Season: 10 vs. Tennessee (11/27/15)
Career: same
Field Goals
Season: 5 vs. Tennessee (11/27/15)
Career: same
Field Goal Attempts
Season: 9 vs. Tennessee (11/27/15)
Career: same
3-Point Field Goals
Season: none
Career: same
3-Point Field Goal Attempts
Season: none
Career: same
Free Throws
Season: 2 four times, last at Wisconsin (2/10/16)
Career: same
Free Throw Attempts
Season: 5 vs. Tennessee (11/27/15)
Career: Same
Assists
Season: 1 three times, last at Rutgers (1/9/16)
Career: 1, four times, last at Rutgers (1/9/16)
Steals
Season: 1 three times, last at Wisconsin (2/10/16)
Career: same
Blocks
Season: 4 vs. Miami (12/1/15)
Career: same
Minutes Played
Season: 25 vs. Tennessee (11/27/15)
Career: same

#30 ED MORROW JR.
Points
Season: 11 vs. SE Louisiana (11/22/15)
Career: same
Rebounds
Season: 7 vs. Rutgers (2/6/16)
Career: same
Field Goals
Season: 5 three times, last vs. Rutgers (2/6/16)
Career: same
Field Goal Attempts
Season: 6 vs. Rutgers (2/6/16)
Career: same
3-Point Field Goals
Season: none
Career: same
3-Point Field Goal Attempts
Season: none
Career: same
Free Throws
Season: 2 vs. UAPB (11/24)
Career: same
Free Throw Attempts
Season: 4 vs. MVSU (11/14/15); vs. UAPB (11/24)
Career: same
Assists
Season: 1 vs. UAPB (11/24/15); vs. Cincinnati (11/27/15)
Career: same
Steals
Season: none
Career: same
Blocks
Season: 3 vs. UAPB (11/24)
Career: same
Minutes Played
Season: 28 at Illinois (1/16/16)
Career: same

#31 SHAVON SHIELDS
Points
Season: 28 vs. Miami (12/1/15); at Michigan State (1/20/16)
Career: 35 vs. Omaha (11/25/14)
Rebounds
Season: 8 at Villanova (11/17/15); vs. Minnesota (1/12/16)
Career: 13 vs. Michigan State (2/16/13)
Field Goals
Season: 12 at Michigan State (1/20/16)
Career: 12 vs. Omaha (11/25/14); at Michigan State (1/20/16)
Field Goal Attempts
Season: 25 vs. Miami (12/1/15)
Career: same
3-Point Field Goals
Season: 2 three times, last vs. Miami (12/1/15)
Career: 4 vs. Omaha (11/25/14)
3-Point Field Goal Attempts
Season: 7 vs. Delaware State (11/19/15)
Career: 7 at Minnesota (1/31/15); vs. Delaware St. (11/19/15)
Free Throws
Season: 9 three times, last vs. Minnesota (1/12/16)
Career: 15 vs. Illinois (2/12/14)
Free Throw Attempts
Season: 11 vs. Minnesota (1/12/16)
Career: 15 vs. Illinois (2/12/14)
Assists
Season: 7 vs. Delaware State (11/19/15)
Career: 8 vs. Northwestern (2/5/15)
Steals
Season: 3 vs. Tennessee (11/27/15); vs. Samford (12/20/15)
Career: 4 vs. Indiana (1/30/14); 4 vs. Maryland (3/8/15)
Blocks
Season: 2 vs. Michigan (1/23/16)
Career: 3 vs. Georgia (11/24/13)
Minutes Played
Season: 40 vs. Miami (12/1/15)
Career: 46 vs. Cincinnati (12/13/14)

#32 BENNY PARKER
Points
Season: 17 vs. Northwestern (12/30/15)
Career: same
Rebounds
Season: 6 at Wisconsin (2/10/16)
Career: 6 at Maryland (2/19/15); at Wisconsin (2/10/16)
Field Goals
Season: 6 vs. Northwestern (12/30/15)
Career: same
Field Goal Attempts
Season: 12 vs. Northwestern (12/30/15)
Career: same
3-Point Field Goals
Season: 5 vs. Northwestern (12/30/15)
Career: same
3-Point Field Goal Attempts
Season: 10 vs. Northwestern (12/30/15)
Career: same
Free Throws
Season: 3 vs. Indiana (1/2/16)
Career: 6 at Wake Forest (11/27/12); vs. Minnesota (1/20/15)
Free Throw Attempts
Season: 4 vs. Indiana (1/2/16)
Career: 9 at Wake Forest (11/27/12)
Assists
Season: 7 vs. Northwestern (12/30/15)
Career: 7 vs. Tulane (11/21/12); vs. Northwestern (12/30/15)
Steals
Season: 3 vs. Cincinnati (11/27/15); at Rutgers (1/9/16)
Career: 4 four times, last vs. Loyola Marymount (12/23/14)
Blocks
Season: None
Career: 1 four times, last vs. Indiana (12/31/14)
Minutes Played
Season: 34 vs. Miami (12/1/15); vs. Northwestern (12/30/15)
Career: 44 vs. Cincinnati (12/13/14)

ANTON GILL (REDSHIRTING)
Points
Season: none
Career: same
Rebounds
Season: none
Career: same
Field Goals
Season: none
Career: same
Field Goal Attempts
Season: none
Career: same
3-Point Field Goals
Season: none
Career: same
3-Point Field Goal Attempts
Season: none
Career: same
Free Throws
Season: none
Career: same
Free Throw Attempts
Season: none
Career: same
Assists
Season: none
Career: same
Steals
Season: none
Career: same
Blocks
Season: none
Career: same
Minutes Played
Season: none
Career: same



#0 TAI WEBSTER | 6-4 | 196 | Jr. | G | Auckland, New Zealand

CAREER STATS

Year	GP	GS	Min	Avg	Total					Rebounds					PF	FO	Ast	TO	Blk	Stl	Pts	Avg			
					FG	FGA	Pct	3FG	3FGA	Pct	FT	FTA	Pct	Off									Def	Tot	Avg
2013-14	32	30	729	22.8	34	112	.304	6	35	.171	52	84	.619	14	52	66	2.1	74	0	63	58	3	24	126	3.9
2014-15	30	4	551	18.4	39	109	.358	12	52	.231	28	38	.737	12	45	57	1.9	64	2	35	39	4	21	118	3.9
2015-16	25	12	671	26.8	91	189	.481	15	42	.357	51	65	.785	18	79	97	3.9	51	1	43	52	5	32	248	9.9
TOTAL	87	46	1951	22.4	164	410	.400	33	129	.256	131	187	.701	44	176	220	2.5	189	3	141	149	12	77	492	5.7

2015-16 GAME-BY-GAME

Opponent	Date	GS	Min	TOTAL			3-PTS			REBOUNDS			PF	FO	A	TO	Blk	Stl	Pts	Avg					
				FG	FGA	Pct	3FG	FGA	Pct	FT	FTA	Pct									Off	Def	Tot	Avg	
Mississippi Valley State	11/14/15	*	19	1	3	.333	0	2	.000	0	0	.000	0	4	4	4.0	2	0	1	2	0	2	2.0		
at No. 11 Villanova	11/17/15	*	25	1	7	.143	0	2	.000	0	1	.000	0	1	1	2.5	2	0	3	6	0	2	2.0		
Delaware State	11/19/15	*	31	1	4	.250	1	2	.500	2	3	.667	2	2	4	3.0	2	0	4	1	0	2	5.0		
Southeastern Louisiana	11/22/15	*	20	5	7	.714	1	1	1.000	2	2	1.000	1	5	6	3.8	1	0	1	2	0	2	13.5		
Arkansas-Pine Bluff	11/24/15	*	23	1	3	.333	0	1	.000	2	3	.667	1	4	5	4.0	3	0	2	2	1	0	4.5		
vs. No. 24 Cincinnati	11/27/15	*	29	7	12	.583	2	3	.667	5	5	1.000	3	5	8	4.7	2	0	3	1	0	0	21.7		
vs. Tennessee	11/28/15	*	36	7	13	.538	1	3	.333	3	4	.750	0	2	2	4.3	2	0	0	3	0	1	18.9		
No. 21 Miami	12/01/15	*	30	4	11	.364	1	2	.500	0	0	.000	0	5	5	4.4	5	1	4	2	0	1	9.9		
Abilene Christian	12/5/15	*	37	5	12	.417	0	1	.000	0	2	.000	0	5	5	4.4	3	0	0	0	2	1	10.9		
at Creighton	12/9/15	*	33	6	12	.500	1	5	.200	2	2	1.000	0	3	3	4.3	2	0	3	4	1	1	15.9		
Rhode Island	12/13/15	*	26	1	3	.333	0	0	.000	3	3	1.000	0	0	0	3.9	2	0	3	3	1	0	5.9		
Samford	12/20/15	*	20	3	5	.600	1	1	1.000	0	0	.000	1	1	2	3.8	3	0	0	3	0	1	7.9		
Prairie View A&M	12/22/15	*	21	4	6	.667	0	0	.000	2	2	1.000	1	2	3	3.7	0	0	2	2	0	3	10.9		
Northwestern	12/30/15	*	30	3	7	.429	1	2	.500	4	5	.800	2	1	3	3.6	0	0	1	0	0	0	11.9		
Indiana	1/2/16	*	12	1	1	1.000	0	0	.000	0	0	.000	0	1	1	3.5	2	0	0	1	0	1	2.9		
at No. 19 Iowa	1/5/16	*	33	7	11	.636	1	1	1.000	7	8	.875	1	4	5	3.6	2	0	0	2	0	1	22.9		
at Rutgers	1/9/16	*	25	3	10	.300	0	0	.000	0	0	.000	1	4	5	3.6	0	0	2	2	0	1	6.9		
Minnesota	1/12/16	*	24	4	8	.500	1	3	.333	0	0	.000	1	4	5	3.7	1	0	5	3	0	0	9.9		
at Illinois	1/16/16	*	28	6	8	.750	2	3	.667	2	2	1.000	0	6	6	3.8	4	0	1	0	0	0	16.9		
at No. 11 Michigan State	1/20/16	*	32	4	8	.500	0	0	.000	2	5	.400	1	6	7	4.0	1	0	3	1	0	1	10.9		
Michigan	1/23/16	*	29	5	8	.625	1	2	.500	1	1	1.000	1	4	5	4.0	2	0	0	2	0	5	12.0		
at No. 21 Purdue	1/30/16	*	28	6	10	.600	1	3	.333	4	5	.800	0	4	4	4.0	3	0	1	5	0	3	17.0		
No. 4 Maryland	2/3/16	*	32	1	5	.200	0	2	.000	6	7	.857	1	4	5	4.1	1	0	1	1	0	3	8.0		
Rutgers	2/6/16	*	22	1	4	.250	0	2	.000	3	3	1.000	1	1	2	4.0	2	0	1	4	0	0	5.0		
at Wisconsin	2/10/16	*	26	4	11	.364	0	1	.000	1	2	.500	0	1	1	3.9	4	0	2	0	0	1	9.9		
Totals			12	671	91	189	.481	15	42	.357	51	65	.785	18	79	97	3.9	51	1	43	52	5	32	248	9.9

HONORS

- Barclays Center Classic All-Tournament Team

NOTING WEBSTER

- Athletic guard who can start or come off the bench and provides size in the backcourt
- Provided solid bench scoring since his move on Dec. 20, averaging 10.5 ppg on 51 percent shooting, 4.0 rpg and 1.5 spg over the last 13 contests and has been in double figures seven times in that span
- Tallied nine points and two assists in the loss at Wisconsin
- Totaled 17 points, four rebounds and three steals in the loss at No. 21 Purdue
- Had a career-high five steals - the most by a Husker since 2012 - as well as 12 points and five rebound vs. Michigan
- Nearly had a double-double at No. 11 Michigan State with 10 points, seven rebounds and three assists
- Provided a lift at Illinois with 16 points on 6-of-8 shooting and five rebounds, as he had nine points in a 17-4 first-half run that allowed Nebraska to take control.
- Matched his career high with five assists while adding nine points and five rebounds against Minnesota
- Led NU with a career-high 22 points on 7-of-11 shooting and five rebounds at Iowa, the most points by a Husker reserve since Toney McCray had 23 points at Baylor on Feb. 9, 2011
- Finished with 11 points, three rebounds and an assist in 30 minutes vs. Northwestern
- Came off the bench for the first time against Prairie View A&M and had 10 points, three steals and three rebounds in 21 minutes, scoring six of his 10 points and adding all three steals in an 18-2 second-half run
- Totaled 15 points, a team-high three assists and three rebounds at Creighton
- Reached double figures for the third time in four games with 10 points - all in the second half - five rebounds and two blocked shots against Abilene Christian
- Had nine points, five rebounds and four assists before fouling out against No. 21 Miami
- Earned a spot on the Barclays Center Classic All-Tournament Team, averaging 19.5 points and 5.0 rebounds per game against No. 24 Cincinnati and Tennessee
- Paced five Huskers in double figures against Tennessee, finishing with 18 points on 7-of-13 shooting over a career-high 36 minutes
- Enjoyed the finest game of his career against No. 24 Cincinnati with career highs in both points (21) and rebounds (eight) along with three assists in a 65-61 loss
- Scored 11 of his 13 points against Southeastern Louisiana in the first half and grabbed a career-high six rebounds
- Competed for New Zealand at the 2014 FIBA World Championships in Spain and been a member of the New Zealand National Team since he was 17
- Is a three-time NU Scholar-Athlete Honor Roll member

MISC. STATS

Category	2015-16	Career
Double-Figure Scoring	12	19
Double-Figure Rebounding	0	0
Double-Figure Assists	0	0
Double-Doubles	0	0
Led NU in Scoring	3	3
Led NU in Rebounding	1	2
Led NU in Assists	7	20
20+ Point Games	2	2
30+ Point Games	0	0

TOP PERFORMANCES OF 2015-16

Category	No.	Opponent (Date)
Points	22	at Iowa (1/5/16)
	21	Cincinnati (11/27)
	18	Tennessee (11/28)
	17	at Purdue (1/30)
	16	at Illinois (1/16)
Rebounds	8	Cincinnati (11/27)
	7	at Michigan State (1/20)
	6	Southeastern Louisiana (11/22)
Assists	5	Minnesota (1/12)
	4	Delaware State (11/19)
	4	Miami (12/1)



#3 ANDREW WHITE III | 6-7 | 216 | Jr. | G | Richmond, Va.

CAREER STATS

Year	GP	GS	Total		Rebounds										PF	FO	Ast	TO	Blk	Stl	Pts	Avg			
			Min	Avg	FG	FGA	Pct	3FG	3FGA	Pct	FT	FTA	Pct	Off									Def	Tot	Avg
2012-13*	25	0	125	5.0	18	54	.333	10	36	.278	10	16	.625	7	22	29	1.2	20	0	1	11	2	0	56	2.2
2013-14*	19	0	113	5.9	15	34	.441	8	25	.320	6	12	.500	4	18	22	1.2	10	0	4	7	5	3	44	2.3
2015-16	25	25	722	28.9	147	292	.503	63	152	.414	66	83	.795	34	121	155	6.2	70	2	17	41	10	26	423	16.9
TOTAL	25	25	722	28.9	147	292	.503	63	152	.414	66	83	.795	34	121	155	6.2	70	2	17	41	10	26	423	16.9
<i>All*</i>	<i>69</i>	<i>25</i>	<i>960</i>	<i>13.9</i>	<i>180</i>	<i>380</i>	<i>.474</i>	<i>81</i>	<i>213</i>	<i>.380</i>	<i>82</i>	<i>111</i>	<i>.739</i>	<i>45</i>	<i>161</i>	<i>206</i>	<i>3.0</i>	<i>100</i>	<i>2</i>	<i>22</i>	<i>59</i>	<i>17</i>	<i>29</i>	<i>523</i>	<i>7.6</i>

* Statistics from Kansas

2015-16 GAME-BY-GAME

Opponent	Date	GS	Min	TOTAL			3-PTS			REBOUNDS			PF	FO	A	TO	Blk	Stl	Pts	Avg					
				FG	FGA	Pct	3FG	FGA	Pct	FT	FTA	Pct									Off	Def	Tot	Avg	
Mississippi Valley State	11/14/15	*	16	7	10	.700	4	6	.667	0	0	.000	0	1	1	1.0	2	0	0	1	2	2	18	18.0	
at No. 11 Villanova	11/17/15	*	30	6	11	.545	3	5	.600	3	4	.750	1	5	6	3.5	3	0	0	2	0	1	18	18.0	
Delaware State	11/19/15	*	26	7	12	.583	4	9	.444	2	2	1.000	2	2	4	3.7	3	0	0	3	0	0	20	18.7	
Southeastern Louisiana	11/22/15	*	16	3	8	.375	1	3	.333	2	4	.500	2	4	6	4.3	3	0	0	3	1	0	9	16.3	
Arkansas-Pine Bluff	11/24/15	*	21	5	11	.455	1	6	.167	5	6	.833	1	4	5	4.4	2	0	0	2	0	1	16	16.2	
vs. No. 24 Cincinnati	11/27/15	*	28	2	10	.200	2	5	.400	2	2	1.000	1	4	5	4.5	0	0	1	4	2	1	8	14.8	
vs. Tennessee	11/28/15	*	26	6	10	.600	3	4	.750	0	0	.000	0	4	4	4.4	5	1	0	0	0	0	15	14.9	
No. 21 Miami	12/1/15	*	39	4	8	.500	1	4	.250	4	4	1.000	2	4	6	4.6	2	0	0	2	0	2	13	14.6	
Abilene Christian	12/5/15	*	32	6	15	.400	4	12	.333	14	16	.875	4	3	7	4.9	3	0	0	0	1	4	30	16.3	
at Creighton	12/9/15	*	37	11	21	.524	3	8	.375	3	5	.600	2	8	10	5.4	4	0	0	2	0	3	28	17.5	
Rhode Island	12/13/15	*	26	2	5	.400	1	2	.500	6	6	1.000	0	2	2	5.1	3	0	2	5	1	1	11	16.9	
Samford	12/20/15	*	35	7	14	.500	3	9	.333	0	2	.000	2	9	11	5.6	4	0	0	1	1	1	17	16.9	
Prairie View A&M	12/22/15	*	27	8	11	.727	2	4	.500	1	2	.500	0	5	5	5.5	2	0	1	1	0	0	19	17.1	
Northwestern	12/30/15	*	33	8	14	.571	5	8	.625	1	1	1.000	0	5	5	5.5	1	0	2	0	1	0	22	17.4	
Indiana	1/2/16	*	33	5	10	.500	3	7	.429	3	4	.750	0	6	6	5.5	4	0	1	4	0	0	16	17.3	
at No. 19 Iowa	1/5/16	*	32	3	10	.300	2	7	.286	1	2	.500	3	5	8	5.7	4	0	1	2	0	1	9	16.8	
at Rutgers	1/9/16	*	24	11	14	.786	5	7	.714	1	1	1.000	3	6	9	5.9	2	0	2	0	0	0	28	17.5	
Minnesota	1/12/16	*	25	5	10	.500	3	6	.500	2	2	1.000	2	5	7	5.9	3	0	2	3	0	2	15	17.3	
at Illinois	1/16/16	*	34	7	12	.583	2	6	.333	5	7	.714	2	11	13	6.3	3	0	3	2	0	0	21	17.5	
at No. 11 Michigan State	1/20/16	*	19	3	8	.375	1	4	.250	0	0	.000	0	1	1	6.1	5	1	0	0	0	1	7	17.0	
Michigan	1/23/16	*	34	6	14	.429	2	8	.250	1	1	1.000	1	3	4	6.0	3	0	1	1	0	1	15	16.9	
at No. 21 Purdue	1/30/16	*	33	7	14	.500	2	4	.500	2	2	1.000	1	5	6	6.0	4	0	0	1	0	1	18	17.0	
No. 4 Maryland	2/3/16	*	37	6	14	.429	3	7	.429	4	6	.667	3	6	9	6.1	2	0	0	0	0	2	19	17.0	
Rutgers	2/6/16	*	31	7	15	.467	3	9	.333	4	4	1.000	1	7	8	6.2	0	0	1	1	1	1	21	17.2	
at Wisconsin	2/10/16	*	28	5	11	.455	0	2	.000	0	0	.000	1	6	7	6.2	3	0	0	1	0	1	10	16.9	
Totals			25	722	147	292	.503	63	152	.414	66	83	.795	34	121	155	6.2	70	2	17	41	10	26	423	16.9

NOTING WHITE III


- Smooth shooting transfer who has been one of the top newcomers in the Big Ten
- Leads NU in both scoring and rebounding, as he is fifth in the conference in scoring, 14th in rebounding and fifth in 3-pointers per game (2.6 per game)
- Totaled 21 points and eight rebounds for his seventh 20-point game of the year in the win over Rutgers
- Nearly collected his fourth double-double vs. No. 4 Maryland with 19 points and nine rebounds in 37 minutes
- Had 18 points and six rebounds in the loss at No. 21 Purdue
- Collected his third double-double of the year at Illinois, finishing with 21 points and a career-high 13 rebounds, as he scored 15 of his 21 points in the second half
 - Put together a solid all-around game vs. Minnesota with 15 points, seven rebounds two assists and two steals
 - Shined in NU's win at Rutgers, scoring 19 of his 28 points in the first half, as he went 11-of-14 from the floor, including 5-of-7 from 3-point range while adding nine rebounds
 - Saw his streak of nine straight games in double figures snapped with nine points and eight rebounds at No. 19 Iowa.
 - Reached the 20-point plateau with 22 points, including a season-high five 3-pointers, five boards and two assists against Northwestern
 - Tied for team high honors vs. Prairie View A&M with 19 points on 8-of-11 shooting and five rebounds
 - Picked up his second double-double of the season in the loss against Samford, finishing with 17 points and a career-high 11 rebounds
 - Recorded his first career double-double in the loss at Creighton, finishing with a game-high 28 points along with 10 rebounds and added three steals
 - Posted a career high 30 points, including 14-of-16 from the foul line, along with personal bests in rebounds (seven) and steals (four) against Abilene Christian
 - Scored all 15 of his points in the second half, hitting all six of his shots from the field after halftime in NU's 82-71 win over Tennessee
 - Collected his first career 20-point game against Delaware State with 20 points, including four 3-pointers
 - Led NU with 18 points and added six rebounds in a loss at No. 11 Villanova
 - Made his Husker debut with 18 points - the most by a Husker newcomer since 2010 - two blocks and two steals against Mississippi Valley State
 - Began his college career at Kansas, where he played in 44 games during his two-year tenure.
 - Had three double-figure scoring efforts in his KU career, including 15 points against Belmont as a freshman
 - Was the Virginia State Player of the Year, averaging 22.9 points and 10 rebounds per game as a senior

MISC. STATS

Category	2015-16	Career
Double-Figure Scoring	21	24
Double-Figure Rebounding	3	3
Double-Figure Assists	0	0
Double-Doubles	3	3
Led NU in Scoring	14	14
Led NU in Rebounding	12	12
Led NU in Assists	0	0
20+ Point Games	7	7
30+ Point Games	1	1

TOP PERFORMANCES OF 2015-16

Category	No.	Opponent (Date)
Points	30	Abilene Christian (12/5)
	28	at Creighton (12/9)
	28	at Rutgers (1/9)
	22	Northwestern (12/30)
Rebounds	13	at Illinois (1/16)
	11	Samford (12/20)
	10	at Creighton (12/9)
	9	at Rutgers (1/9)
	9	Maryland (2/3)
Assists	3	at Illinois (1/16)
	2	Rhode Island (12/13)
	2	at Rutgers (1/9)
	2	Northwestern (12/30)
	2	Minnesota (1/12)



#4 JOHNNY TRUEBLOOD

6-4 | 195 | Fr. | G | Omaha, Neb.

CAREER STATS

Year	GP	GS	Min	Avg	Total					Rebounds					PF	FO	Ast	TO	Blk	Stl	Pts	Avg			
					FG	FGA	Pct	3FG	3FGA	Pct	FT	FTA	Pct	Off									Def	Tot	Avg
2015-16	8	0	26	3.3	2	4	.500	1	1	1.000	3	6	.500	0	2	2	0.3	0	0	4	1	0	1	8	1.0
TOTAL	8	0	26	3.3	2	4	.500	1	1	1.000	3	6	.500	0	2	2	0.3	0	0	4	1	0	1	8	1.0

2015-16 GAME-BY-GAME

Opponent	Date	GS	Min	TOTAL			3-PTS			FT	FTA	Pct	REBOUNDS			PF	FO	A	TO	Blk	Stl	Pts	Avg		
				FG	FGA	Pct	3FG	FGA	Pct				Off	Def	Tot									Avg	
Mississippi Valley State	11/14/15		5	0	0	.000	0	0	.000	0	0	.000	0	0	0	0.0	0	0	2	0	0	0	0.0		
at No. 11 Villanova	11/17/15		1	1	1	1.000	0	0	.000	0	0	.000	0	0	0	0.0	0	0	0	0	0	2	1.0		
Delaware State	11/19/15		DNP-CD																						
Southeastern Louisiana	11/22/15		8	0	2	.000	0	0	.000	2	4	.500	0	1	1	0.3	0	0	0	1	0	1	2	1.3	
Arkansas-Pine Bluff	11/24/15		1	0	0	.000	0	0	.000	0	0	.000	0	0	0	0.3	0	0	0	0	0	0	1.0		
vs. No. 24 Cincinnati	11/27/15		DNP-CD																						
vs. Tennessee	11/28/15		DNP-CD																						
No. 21 Miami	12/1/15		DNP-CD																						
Abilene Christian	12/5/15		DNP-CD																						
at Creighton	12/9/15		DNP-CD																						
Rhode Island	12/13/15		DNP-CD																						
Samford	12/20/15		DNP-CD																						
Prairie View A&M	12/22/15		2	0	0	.000	0	0	.000	0	0	.000	0	0	0	0.2	0	0	2	0	0	0	0.8		
Northwestern	12/30/15		DNP-CD																						
Indiana	1/2/15		DNP-CD																						
at No. 19 Iowa	1/2/15		DNP-CD																						
at Rutgers	1/9/16		3	0	0	.000	0	0	.000	0	0	.000	0	0	0	0.2	0	0	0	0	0	0	0.7		
Minnesota	1/12/16		5	0	0	.000	0	0	.000	1	2	.500	0	1	1	0.3	0	0	0	0	0	1	0.7		
at Illinois	1/16/16		DNP-CD																						
at No. 11 Michigan State	1/20/16		DNP-CD																						
Michigan	1/23/16		DNP-CD																						
at No. 21 Purdue	1/30/16		DNP-CD																						
No. 4 Maryland	2/3/16		DNP-CD																						
Rutgers	2/6/16		1	1	1	1.000	1	1	1.000	0	0	.000	0	0	0	0.3	0	0	0	0	0	3	1.0		
at Wisconsin	2/10/16		DNP-CD																						
Totals			0	26	2	4	.500	1	1	1.000	3	6	.500	0	2	2	0.3	0	0	4	1	0	1	8	1.0

NOTING TRUEBLOOD

- Walk-on who attended Elkhorn South High School and led the school to a Class B (2nd-largest class) state title in 2015
- Hit his first career 3-pointer against Rutgers
- Had one point and a rebound while playing the final five minutes against Minnesota
- Had two assists in two minutes of action against Prairie View A&M
- Dished out two assists in five minutes against Mississippi Valley State
- Had two points, one rebound and a steal in a career-high eight minutes against Southeastern Louisiana
- Scored his first point on a basket at No. 11 Villanova

MISC. STATS

Category	2015-16	Career
Double-Figure Scoring	0	0
Double-Figure Rebounding	0	0
Double-Figure Assists	0	0
Double-Doubles	0	0
Led NU in Scoring	0	0
Led NU in Rebounding	0	0
Led NU in Assists	0	0
20+ Point Games	0	0
30+ Point Games	0	0

TOP PERFORMANCES OF 2015-16

Category	No.	Opponent (Date)
Points	3	Rutgers (2/6)
	2	Villanova (11/17)
	2	Southeastern Louisiana (11/22)
Rebounds	1	Southeastern Louisiana (11/22)
	1	Minnesota (1/12)
Assists	2	Mississippi Valley St. (11/14)
	2	Prairie View A&M (12/12)



#5 GLYNN WATSON JR. | 6-0 | 165 | Fr. | G | Bellwood, Ill.

CAREER STATS

Year	GP	GS	Min	Avg	Total					Rebounds					PF	FO	Ast	TO	Blk	Stl	Pts	Avg			
					FG	FGA	Pct	3FG	3FGA	Pct	FT	FTA	Pct	Off									Def	Tot	Avg
2015-16	25	13	581	23.2	86	215	.400	17	55	.309	33	44	.750	5	37	42	1.7	56	1	65	25	2	31	222	8.9
TOTAL	25	13	581	23.2	86	215	.400	17	55	.309	33	44	.750	5	37	42	1.7	56	1	65	25	2	31	222	8.9

2015-16 GAME-BY-GAME

Opponent	Date	GS	Min	TOTAL			3-PTS			REBOUNDS			PF	FO	A	TO	Blk	Stl	Pts	Avg				
				FG	FGA	Pct	3FG	3FGA	Pct	FT	FTA	Pct									Off	Def	Tot	Avg
Mississippi Valley State	11/14/15	22	2	9	.222	0	4	.000	2	4	.500	1	2	3	3.0	4	0	3	3	0	2	6	6.0	
at No. 11 Villanova	11/17/15	25	5	15	.333	0	4	.000	2	2	1.000	1	1	2	2.5	1	0	2	2	0	0	12	9.0	
Delaware State	11/19/15	15	2	4	.500	1	1	1.000	2	2	1.000	0	1	1	2.0	3	0	3	0	0	0	7	8.3	
Southeastern Louisiana	11/22/15	22	5	11	.455	2	2	1.000	2	3	.667	0	4	4	2.5	2	0	3	1	0	0	14	9.8	
Arkansas-Pine Bluff	11/24/15	20	2	4	.500	1	1	1.000	1	1	1.000	0	1	1	2.2	0	0	3	0	0	2	6	9.0	
vs. No. 24 Cincinnati	11/27/15	25	2	9	.222	1	2	.500	0	0	.000	0	2	2	2.2	0	0	3	0	0	3	5	8.3	
vs. Tennessee	11/28/15	17	2	6	.333	0	0	.000	6	6	1.000	0	1	1	2.0	2	0	2	0	0	3	10	8.6	
No. 21 Miami	12/01/15	20	4	9	.444	2	3	.667	1	2	.500	1	3	4	2.3	2	0	1	0	0	0	11	8.9	
Abilene Christian	12/5/15	22	1	2	.500	0	1	.000	0	2	.000	0	2	2	2.2	2	0	5	2	0	2	2	8.1	
at Creighton	12/9/15	13	0	5	.000	0	1	.000	0	0	.000	0	2	2	2.2	5	1	1	0	0	0	0	7.3	
Rhode Island	12/13/15	21	7	9	.778	2	2	1.000	1	2	.500	0	2	2	2.2	2	0	2	1	0	1	17	8.2	
Samford	12/20/15	28	1	7	.143	1	5	.200	2	2	1.000	0	1	1	2.1	2	0	4	2	0	1	5	7.9	
Prairie View A&M	12/22/15	* 27	0	3	.000	0	1	.000	2	2	1.000	0	3	3	2.2	0	0	2	2	0	2	2	7.5	
Northwestern	12/30/15	* 15	1	5	.200	0	1	.000	0	0	.000	0	1	1	2.1	3	0	4	0	0	0	2	7.1	
Indiana	1/2/16	* 25	3	11	.273	0	4	.000	1	2	.500	0	3	3	2.1	4	0	1	2	1	0	7	7.1	
at No. 19 Iowa	1/5/16	* 25	3	10	.300	0	2	.000	0	0	.000	0	1	1	2.1	4	0	2	2	0	1	6	7.0	
at Rutgers	1/9/16	* 20	4	8	.500	0	2	.000	4	4	1.000	0	0	0	1.9	4	0	4	1	0	2	12	7.3	
Minnesota	1/12/16	* 17	4	5	.800	0	0	.000	0	0	.000	0	1	1	1.9	2	0	3	0	0	4	8	7.3	
at Illinois	1/16/16	* 33	7	13	.538	1	2	.500	2	3	.667	0	3	3	1.9	1	0	1	2	1	1	17	7.8	
at No. 11 Michigan State	1/20/16	* 31	6	12	.500	1	2	.500	0	0	.000	0	1	1	1.9	1	0	2	1	0	2	13	8.1	
Michigan	1/23/16	* 31	6	12	.500	1	5	.200	2	2	1.000	0	0	0	1.8	3	0	2	0	0	1	15	8.4	
at No. 21 Purdue	1/30/16	* 23	5	10	.500	1	3	.333	0	0	.000	0	0	0	1.7	4	0	2	0	0	1	11	8.5	
No. 4 Maryland	2/3/16	* 19	4	11	.364	1	2	.500	1	2	.500	0	0	0	1.7	3	0	0	0	0	1	10	8.6	
Rutgers	2/6/16	* 29	4	11	.364	0	1	.000	0	1	.000	1	2	3	1.7	2	0	9	2	0	2	8	8.6	
at Wisconsin	2/10/16	* 36	6	14	.429	2	4	.500	2	2	1.000	1	0	1	1.7	0	0	1	2	0	0	16	8.9	
Totals		13	581	86	215	.400	17	55	.309	33	44	.750	5	37	42	1.7	56	1	65	25	2	31	222	8.9

NOTING WATSON


- Talented freshman who has a team-best 2.6-to-1 assist-to-turnover ratio and is among the team leaders in both assists and steals.
- Played some of his best basketball over NU's last nine games, averaging 12.2 ppg on 48 percent shooting, 2.6 assists and 1.6 steals per game in that stretch
- Performed well in the loss at Wisconsin, leading NU with 16 points, including a pair of 3-pointers
- Nearly posted a double-double vs. Rutgers, dishing out a career high nine assists - the most by a Husker freshman since 2008 - and adding eight points
- Had 10 points and a steal against No. 4 Maryland, his fifth straight game in double figures
- Finished with 11 points and two assists at No. 21 Purdue
- Tied for team-high honors with 15 points and two assists against Michigan
- Played a significant role in NU's win at No. 11 Michigan State with 13 points, two assists and two steals.
- Returned to his homestate and matched his career-high with 17 points and three rebounds at Illinois
- Enjoyed a solid game against Minnesota with eight points on 4-of-5 shooting, four assists and a career-high four steals
- Had 12 points, including 10 in the first half, and four assists and two steals at Rutgers
- Finished with seven points and three rebounds in the loss to Indiana
- Dished out a team-high four assists and had five points in the loss to Samford
- Came off the bench and sparked NU's comeback vs. Rhode Island, scoring 13 of his career-high 17 points in the second half of a 70-67 win
- Dished out a career-high five assists against Abilene Christian
- Totaled 11 points, including a game-tying 3-pointer with 18.3 seconds left in regulation, and four rebounds in the loss to No. 21 Miami
- Provided a spark off the bench against Tennessee with 10 points, two assists and three steals in 17 minutes
- Totaled 14 points, four rebounds and three assists against Southeastern Louisiana, tying or setting career bests in points, rebounds and assists
- Reached double figures for the first time in his career with 12 points and two assists at No. 11 Villanova
- Sparked NU with six points, three assists and a pair of steals in 20 minutes against Arkansas-Pine Bluff
- Attended St. Joseph High School, which is the same school as Husker 1,000-point scorers Clifford Scales (1988-91) and Carl Hayes (1990-92)
- Older brother Demetri McCamey was a first-team All-Big Ten guard at Illinois in 2010.

MISC. STATS

Category	2015-16	Career
Double-Figure Scoring	12	12
Double-Figure Rebounding	0	0
Double-Figure Assists	0	0
Double-Doubles	0	0
Led NU in Scoring	3	3
Led NU in Rebounding	0	0
Led NU in Assists	7	7
20+ Point Games	0	0
30+ Point Games	0	0

TOP PERFORMANCES OF 2015-16

Category	No.	Opponent (Date)
Points	17	Rhode Island (12/13)
	17	at Illinois (1/16)
	16	at Wisconsin (2/10)
	15	Michigan (1/23)
Rebounds	4	Southeastern Louisiana (11/22)
	4	Miami (12/1)
	3	at Illinois (1/16)
	3	Indiana (1/2)
	3	Rutgers (2/6)
	3	Mississippi Valley St. (11/14)
Assists	9	Rutgers (2/6)
	5	Abilene Christian (12/5)
	4	Minnesota (1/12)
	4	at Rutgers (1/9)
	4	Samford (12/20)
4	Northwestern (12/30)	



#10 JACK MCVEIGH

6-8 | 210 | Fr. | G/F | Cabarita Beach, NSW, Australia

CAREER STATS

Year	GP	GS	Min	Avg	Total					Rebounds					PF	FO	Ast	TO	Blk	Stl	Pts	Avg			
					FG	FGA	Pct	3FG	3FGA	Pct	FT	FTA	Pct	Off									Def	Tot	Avg
2015-16	25	1	416	16.6	42	114	.368	24	73	.329	17	25	.680	19	51	70	2.8	32	0	28	18	3	14	125	5.0
TOTAL	25	1	416	16.6	42	114	.368	24	73	.329	17	25	.680	19	51	70	2.8	32	0	28	18	3	14	125	5.0

2015-16 GAME-BY-GAME

Opponent	Date	GS	Min	TOTAL			3-PTS			FT			REBOUNDS				PF	FO	A	TO	Blk	Stl	Pts	Avg
				FG	FGA	Pct	3FG	FGA	Pct	FT	FTA	Pct	Off	Def	Tot	Avg								
Mississippi Valley State	11/14/15	13	4	7	.571	4	4	1.000	4	4	1.000	2	2	4	4.0	2	0	0	1	0	1	16	16.0	
at No. 11 Villanova	11/17/15	19	2	6	.333	1	3	.333	0	0	.000	3	1	4	4.0	2	0	1	1	1	0	5	10.5	
Delaware State	11/19/15	21	3	7	.429	2	6	.333	0	0	.000	0	2	2	3.3	1	0	2	0	0	3	8	9.7	
Southeastern Louisiana	11/22/15	14	2	4	.500	0	1	.000	4	4	1.000	1	3	4	3.5	3	0	2	1	0	0	8	9.3	
Arkansas-Pine Bluff	11/24/15	19	0	7	.000	0	5	.000	1	2	.500	0	4	4	3.6	2	0	1	1	0	0	1	7.6	
vs. No. 24 Cincinnati	11/27/15	26	2	5	.400	2	3	.667	0	0	.000	1	2	3	3.5	2	0	2	1	0	2	6	7.3	
vs. Tennessee	11/28/15	19	3	7	.429	2	5	.400	0	2	.000	2	3	5	3.7	0	0	0	0	0	0	8	7.4	
No. 21 Miami	12/01/15	17	1	1	1.000	1	1	1.000	0	0	.000	0	2	2	3.5	1	0	1	1	0	1	3	6.9	
Ablene Christian	12/5/15	7	0	2	.000	0	1	.000	0	0	.000	1	0	1	3.2	1	0	0	0	0	0	0	6.1	
at Creighton	12/9/15	12	0	2	.000	0	1	.000	0	1	.000	2	3	5	3.4	1	0	0	0	0	0	0	5.5	
Rhode Island	12/13/15	13	0	0	.000	0	0	.000	1	2	.500	0	2	2	3.3	1	0	0	1	1	0	1	5.1	
Samford	12/20/15	19	0	3	.000	0	3	.000	0	0	.000	0	1	1	3.1	2	0	2	2	0	1	0	4.7	
Prairie View A&M	12/22/15	19	2	3	.667	1	2	.500	4	4	1.000	2	1	3	3.1	3	0	2	3	0	0	9	5.0	
Northwestern	12/30/15	13	0	2	.000	0	2	.000	0	0	.000	0	2	2	3.0	0	0	2	0	0	0	0	4.6	
Indiana	1/2/16	24	6	8	.750	3	4	.750	1	3	.333	1	5	6	3.2	2	0	1	2	0	1	16	5.4	
at No. 19 Iowa	1/5/16	18	2	9	.222	1	6	.167	0	0	.000	1	1	2	3.1	1	0	1	0	0	1	5	5.4	
at Rutgers	1/9/16	18	3	7	.429	1	5	.200	0	1	.000	1	3	4	3.2	0	0	1	0	0	1	7	5.5	
Minnesota	1/12/16	17	2	6	.333	0	3	.000	0	0	.000	1	0	1	3.1	1	0	1	1	0	0	4	5.4	
at Illinois	1/16/16	8	1	2	.500	0	0	.000	0	0	.000	0	1	1	2.9	1	0	0	0	0	0	2	5.2	
at No. 11 Michigan State	1/20/16	23	3	5	.600	2	3	.667	0	0	.000	0	6	6	3.1	2	0	1	0	0	0	8	5.4	
Michigan	1/23/16	10	1	2	.500	0	1	.000	0	0	.000	0	1	1	3.0	0	0	2	0	0	0	2	5.2	
at No. 21 Purdue	1/30/16	23	1	7	.143	1	5	.200	2	2	1.000	1	1	2	3.0	0	0	3	1	0	2	5	5.2	
No. 4 Maryland	2/3/16	11	0	3	.000	0	2	.000	0	0	.000	0	1	1	2.9	0	0	0	1	0	0	0	5.0	
Rutgers	2/6/16	9	1	2	.500	1	2	.500	0	0	.000	0	3	3	2.9	1	0	3	0	0	1	3	4.9	
at Wisconsin	2/10/16	* 23	3	7	.429	2	5	.400	0	0	.000	0	1	1	2.8	3	0	0	1	1	0	8	5.0	
Totals		1	416	42	114	.368	24	73	.329	17	25	.680	19	51	70	2.8	32	0	28	18	3	14	125	5.0

NOTING MCVEIGH

- High basketball IQ forward who has the ability to stretch a defense and can play any frontcourt spot with his wingspan
- Made his first career start at Wisconsin, finishing with eight points and a blocked shot while battling foul trouble for most of the game
- Played nine minutes vs. Rutgers, finishing with three points, three assist and three rebounds
- Chipped in five points and a season-high three assists at No. 21 Purdue
- Came off the bench with eight points, including six points in a 13-0 second-half run, and six rebounds at No. 11 Michigan State
- Had seven points, four rebounds and a steal in 18 minutes of work at Rutgers
- Totaled five points and two rebounds at No. 19 Iowa
- Provided a spark against Indiana off the bench with 16 points on 6-of-8 shooting and grabbed five rebounds against the Hoosiers, as he went 3-of-4 from 3-point range
- Broke out of a mini-slump with nine points, three boards and two assists vs. Prairie View A&M
- Matched his then-season high with five boards in just 12 minutes of action at Creighton
- Averaged 7.0 points and 4.0 rebounds per game at the Barclays Center Classic, including eight points and a then-career-high five rebounds against Tennessee
- Opened his collegiate career with 16 points, including 4-of-4 shooting from 3-point range, against MVSU. It was the highest-scoring freshmen debut for a Husker since 2005
- Is the second Husker player from Australia, joining Aleks Maric, who was a first-team all-Big 12 performer and member of the 2012 Australian Olympic team
- Served as captain of the Australian U-19 team at the 2015 FIBA U-19 World Championships
- Made his debut for the Australian Senior National Team in 2014

MISC. STATS

Category	2015-16	Career
Double-Figure Scoring	2	2
Double-Figure Rebounding	0	0
Double-Figure Assists	0	0
Double-Doubles	0	0
Led NU in Scoring	1	1
Led NU in Rebounding	1	1
Led NU in Assists	0	0
20+ Point Games	0	0
30+ Point Games	0	0

TOP PERFORMANCES OF 2015-16

Category	No.	Opponent (Date)
Points	16	Indiana (1/2)
	16	Mississippi Valley St. (11/14)
	9	Prairie View A&M (12/22)
Rebounds	6	at Michigan State (1/20)
	6	Indiana (1/2)
	5	Tennessee (11/28)
	5	at Creighton (12/9)
	5	at Creighton (12/9)
Assists	3	at Purdue (1/3)
	3	Rutgers (2/6)
	2	Michigan (1/23)
	2	Northwestern (12/30)
	2	Prairie View A&M (12/22)
	2	Samford (12/20)
	2	vs. Cincinnati (11/27)
	2	Delaware State (11/19)
2	Southeastern Louisiana (11/22)	



#11 BAKARI EVELYN | 6-2 | 178 | Fr. | G | Detroit, Mich.

CAREER STATS

Year	GP	GS	Min	Avg	Total					Rebounds					PF	FO	Ast	TO	Blk	Stl	Pts	Avg			
					FG	FGA	Pct	3FG	3FGA	Pct	FT	FTA	Pct	Off									Def	Tot	Avg
2015-16	14	0	73	5.2	6	19	.316	1	11	.091	8	8	1.000	2	6	8	0.6	12	0	4	8	0	0	21	1.5
TOTAL	14	0	73	5.2	6	19	.316	1	11	.091	8	8	1.000	2	6	8	0.6	12	0	4	8	0	0	21	1.5

2015-16 GAME-BY-GAME

Opponent	Date	GS	Min	TOTAL			3-PTS			REBOUNDS			PF	FO	A	TO	Blk	Stl	Pts	Avg				
				FG	FGA	Pct	3FG	FGA	Pct	FT	FTA	Pct									Off	Def	Tot	Avg
Mississippi Valley State	11/14/15	14	1	2	.500	1	1	1.000	4	4	1.000	0	2	2	2.0	1	2	0	0	7	7.0			
at No. 11 Villanova	11/17/15	2	0	1	.000	0	1	.000	0	0	.000	0	0	0	1.0	0	0	0	0	0	3.5			
Delaware State	11/19/15	DNP-CD																						
Southeastern Louisiana	11/22/15	9	0	2	.000	0	2	.000	2	2	1.000	0	0	0	0.7	1	0	1	1	0	2	3.0		
Arkansas-Pine Bluff	11/24/15	8	2	4	.500	0	2	.000	2	2	1.000	2	1	3	1.3	0	0	1	0	0	6	3.8		
vs. No. 24 Cincinnati	11/27/15	DNP-CD																						
vs. Tennessee	11/28/15	4	0	0	.000	0	0	.000	0	0	.000	0	0	0	1.0	1	0	0	0	0	0	3.0		
No. 21 Miami	12/1/15	DNP-CD																						
Abilene Christian	12/5/15	2	0	0	.000	0	0	.000	0	0	.000	0	0	0	0.8	0	0	0	1	0	0	2.5		
at Creighton	12/9/15	2	0	1	.000	0	1	.000	0	0	.000	0	0	0	0.7	2	0	0	0	0	0	2.1		
Rhode Island	12/13/15	DNP-CD																						
Samford	12/20/15	DNP-CD																						
Prairie View A&M	12/22/15	5	0	1	.000	0	1	.000	0	0	.000	0	0	0	0.6	1	0	0	1	0	0	1.9		
Northwestern	12/30/15	DNP-CD																						
Indiana	1/2/15	DNP-CD																						
at No. 19 Iowa	1/2/15	DNP-CD																						
at Rutgers	1/9/16	7	2	3	.667	0	0	.000	0	0	.000	0	2	2	0.8	0	0	0	3	0	0	4	2.1	
Minnesota	1/12/16	12	1	4	.250	0	2	.000	0	0	.000	0	1	1	0.8	3	0	0	0	0	0	2	2.1	
at Illinois	1/16/16	DNP-CD																						
at No. 11 Michigan State	1/20/16	DNP-CD																						
Michigan	1/23/16	0	0	0	.000	0	0	.000	0	0	.000	0	0	0	0.7	0	0	0	0	0	0	0	1.9	
at No. 21 Purdue	1/30/16	2	0	0	.000	0	0	.000	0	0	.000	0	0	0	0.7	0	0	0	0	0	0	0	1.8	
No. 4 Maryland	2/3/16	DNP-CD																						
Rutgers	2/6/16	5	0	1	.000	0	1	.000	0	0	.000	0	0	0	0.6	1	0	1	0	0	0	0	1.6	
at Wisconsin	2/10/16	1	0	0	.000	0	0	.000	0	0	.000	0	0	0	0.6	0	0	0	0	0	0	0	1.5	
Totals		0	73	6	19	.316	1	11	.091	8	8	1.000	2	6	8	0.6	12	0	4	8	0	0	21	1.5

NOTING EVELYN


- Freshman who provides depth in the backcourt at both spots and can be a change of pace
- Had an assist in five minutes off the bench against Rutgers
- Had two points and a rebound in 12 minutes off the bench against Minnesota
- Scored four points on 2-of-3 shooting and a pair of rebounds in seven minutes at Rutgers
- Totaled seven points and an assist against Mississippi Valley State in the season opener
- Chipped in six points, three rebounds and an assist over eight minutes against Arkansas-Pine Bluff
- Won three state titles at Southfield (Mich.) Christian before spending his senior year at Hillcrest Academy in Arizona

MISC. STATS

Category	2015-16	Career
Double-Figure Scoring	0	0
Double-Figure Rebounding	0	0
Double-Figure Assists	0	0
Double-Doubles	0	0
Led NU in Scoring	0	0
Led NU in Rebounding	0	0
Led NU in Assists	0	0
20+ Point Games	0	0
30+ Point Games	0	0

TOP PERFORMANCES OF 2015-16

Category	No.	Opponent (Date)
Points	7	Mississippi Valley St. (11/14)
	6	Arkansas-Pine Bluff (11/24)
	4	at Rutgers (1/9)
Rebounds	3	Arkansas-Pine Bluff (11/24)
	2	at Rutgers (1/9)
	2	Mississippi Valley St. (11/14)
Assists	1	Rutgers (2/6)
	1	Mississippi Valley St. (11/14)
	1	Southeastern Louisiana (11/22)
	1	Arkansas-Pine Bluff (11/24)



#12 MICHAEL JACOBSON

6-8 | 222 | Fr. | F | Waukee, Iowa

CAREER STATS

Year	GP	GS	Min	Avg	Total					Rebounds					PF	FO	Ast	TO	Blk	Stl	Pts	Avg			
					FG	FGA	Pct	3FG	3FGA	Pct	FT	FTA	Pct	Off									Def	Tot	Avg
2015-16	25	16	422	16.9	36	78	.462	3	7	.429	40	50	.800	40	59	99	4.0	54	1	9	13	16	12	115	4.6
TOTAL	25	16	422	16.9	36	78	.462	3	7	.429	40	50	.800	40	59	99	4.0	54	1	9	13	16	12	115	4.6

2015-16 GAME-BY-GAME

Opponent	Date	GS	Min	TOTAL			3-PTS			REBOUNDS			PF	FO	A	TO	Blk	Stl	Pts	Avg					
				FG	FGA	Pct	3FG	FGA	Pct	FT	FTA	Pct									Off	Def	Tot	Avg	
Mississippi Valley State	11/14/15		17	2	3	.667	0	0	.000	5	6	.833	1	4	5	5.0	0	0	1	0	0	1	9	9.0	
at No. 11 Villanova	11/17/15		7	0	0	.000	0	0	.000	2	2	1.000	0	1	1	3.0	0	0	0	1	0	2	2	5.5	
Delaware State	11/19/15		9	0	1	.000	0	0	.000	0	0	.000	1	0	1	2.3	4	0	0	1	0	0	0	3.7	
Southeastern Louisiana	11/22/15		15	4	8	.500	0	1	.000	3	4	.750	5	2	7	3.5	1	0	0	0	0	0	11	5.5	
Arkansas-Pine Bluff	11/24/15		14	1	2	.500	0	0	.000	4	4	1.000	2	6	8	4.4	4	0	0	2	0	0	6	5.6	
vs. No. 24 Cincinnati	11/27/15		5	0	0	.000	0	0	.000	0	0	.000	0	0	0	3.7	1	0	0	0	0	0	0	4.7	
vs. Tennessee	11/28/15		5	0	0	.000	0	0	.000	2	2	1.000	0	3	3	3.6	0	0	0	1	0	1	2	4.3	
No. 21 Miami	12/01/15		3	0	1	.000	0	0	.000	0	0	.000	0	0	0	3.1	0	0	0	0	0	0	0	3.8	
Ablene Christian	12/05/15		13	1	3	.333	0	0	.000	0	0	.000	2	0	2	3.0	3	0	0	0	0	1	2	3.6	
at Creighton	12/09/15	*	15	2	4	.500	0	0	.000	2	2	1.000	0	1	1	2.8	1	0	2	0	1	1	6	3.8	
Rhode Island	12/13/15	*	26	3	6	.500	1	1	1.000	4	4	1.000	1	3	4	2.9	1	0	2	1	1	1	11	4.5	
Samford	12/20/15	*	16	0	0	.000	0	0	.000	0	0	.000	1	5	6	3.2	3	0	0	1	1	0	0	4.1	
Prairie View A&M	12/22/15	*	21	1	3	.333	0	0	.000	1	4	.250	1	3	4	3.2	1	0	0	0	0	0	3	4.0	
Northwestern	12/30/15	*	18	3	4	.750	0	0	.000	1	1	1.000	3	1	4	3.3	5	1	0	0	1	1	7	4.2	
Indiana	1/2/16	*	28	2	4	.500	0	1	.000	1	2	.500	0	1	1	3.1	3	0	0	1	1	3	5	4.3	
at No. 19 Iowa	1/5/16	*	16	1	3	.333	0	0	.000	0	0	.000	1	2	3	3.1	3	0	0	0	1	0	2	4.1	
at Rutgers	1/9/16	*	15	1	4	.250	0	0	.000	1	2	.500	3	4	7	3.4	3	0	1	1	2	0	3	4.1	
Minnesota	1/12/16	*	19	2	3	.667	0	0	.000	5	6	.833	3	3	6	3.5	2	0	1	1	3	1	9	4.3	
at Illinois	1/16/16	*	12	1	1	1.000	0	0	.000	0	0	.000	1	1	2	3.4	1	0	0	1	1	0	2	4.2	
at No. 11 Michigan State	1/20/16	*	31	0	2	.000	0	1	.000	4	4	1.000	2	6	8	3.7	4	0	0	0	0	0	4	4.2	
Michigan	1/23/16	*	16	1	1	1.000	0	0	.000	0	0	.000	2	1	3	3.6	4	0	1	0	0	0	2	4.1	
at No. 21 Purdue	1/30/16	*	27	0	4	.000	0	0	.000	0	0	.000	0	2	2	3.5	2	0	0	0	2	0	0	3.9	
No. 4 Maryland	2/3/16	*	30	4	9	.444	1	2	.500	1	1	1.000	4	3	7	3.7	2	0	0	1	1	0	10	4.2	
Rutgers	2/6/16	*	21	5	7	.714	1	1	1.000	2	2	1.000	2	3	5	3.8	3	0	0	0	0	0	13	4.5	
at Wisconsin	2/10/16	*	23	2	5	.400	0	0	.000	2	4	.500	5	4	9	4.0	3	0	1	1	1	0	6	4.6	
Totals			16	422	36	78	.462	3	7	.429	40	50	.800	40	59	99	4.0	54	1	9	13	16	12	115	4.6

NOTING JACOBSON

- Talented freshman who has moved into the starting role and provides additional shooting in the frontcourt
- Grabbed a career-high nine rebounds and added six points and a blocked shot at Wisconsin
- Set a career high with 13 points while hitting 5-of-7 shots from the floor and added five boards vs. Rutgers
- Established Big Ten bests in both points (10) and rebounds (seven) against No. 4 Maryland
- Grabbed a season-high eight rebounds and added four points in NU's win at No. 11 Michigan State
- Totaled nine points, five rebounds and three blocked shots in the win over Minnesota
- Grabbed seven rebounds and blocked two shots while adding three points in the win at Rutgers
- Had five points and three steals in the loss to Indiana
- Had seven points, four rebounds, including three offensive boards, and a blocked shot before fouling out against Northwestern
 - Grabbed six rebounds and blocked a shot in 16 minutes against Samford
 - Played one of his best games in the 70-67 win over Rhode Island, matching his season high with 11 points and adding four rebounds and two assists in 26 minutes
 - Made his first career start at Creighton finishing with six points, two assists and a blocked shot in 15 minutes of work.
 - Suffered a stress fracture in his right foot in September and returned to full drills in early November
 - Finished with two points and three rebounds in five minutes against Tennessee
 - Grabbed eight rebounds and added six points in 14 minutes in the win over Arkansas-Pine Bluff
 - Turned in his best effort of the season against Southeastern Louisiana with 11 points on 4-of-8 shooting and a team-high seven rebounds in 15 minutes
 - Made his debut against Mississippi Valley State, scoring nine points and grabbing five boards in 17 minutes
 - Was recruited in both basketball and in football as a tight end

MISC. STATS

Category	2015-16	Career
Double-Figure Scoring	4	4
Double-Figure Rebounding	0	0
Double-Figure Assists	0	0
Double-Doubles	0	0
Led NU in Scoring	0	0
Led NU in Rebounding	4	4
Led NU in Assists	0	0
20+ Point Games	0	0
30+ Point Games	0	0

TOP PERFORMANCES OF 2015-16

Category	No.	Opponent (Date)
Points	13	Rutgers (2/6)
	11	Rhode Island (12/13)
	11	Southeastern Louisiana (11/22)
	10	Maryland (2/3)
Rebounds	9	at Wisconsin (2/10)
	8	Arkansas-Pine Bluff (11/24)
	8	at Michigan State (1/20)
	7	Maryland (2/3)
	7	at Rutgers (1/9)
	7	Southeastern Louisiana (11/22)
Assists	2	at Creighton (12/9)
	2	Rhode Island (12/13)
Blocks	3	Minnesota (1/12)
	2	at Rutgers (1/9)



#15 MALCOLM LAWS | 6-1 | 190 | So. | G | Orlando, Fla.

CAREER STATS

Year	GP	GS	Min	Avg	Total					Rebounds					PF	FO	Ast	TO	Blk	Stl	Pts	Avg			
					FG	FGA	Pct	3FG	3FGA	Pct	FT	FTA	Pct	Off									Def	Tot	Avg
2014-15*	4	0	11	2.8	2	4	.500	1	3	.333	1	2	.500	2	1	3	0.8	1	0	0	1	0	0	6	1.5
2015-16	5	0	17	3.4	0	3	.000	0	1	.000	1	2	.500	0	2	2	0.4	4	0	0	0	0	1	1	0.2
TOTAL	9	0	28	3.1	2	7	.000	1	4	.286	2	4	.500	2	3	5	0.6	5	0	0	1	0	1	7	0.8

* Statistics from Florida Atlantic

2015-16 GAME-BY-GAME

Opponent	Date	GS	Min	TOTAL			3-PTS			FT	FTA	Pct	REBOUNDS			PF	FO	A	TO	Blk	Stl	Pts	Avg	
				FG	FGA	Pct	3FG	3FGA	Pct				Off	Def	Tot									Avg
Mississippi Valley State	11/14/15		4	0	1	.000	0	0	.000	1	2	.500	0	1	1	1.0	1	0	0	0	0	1	1.0	
at No. 11 Villanova	11/17/15		DNP-CD																					
Delaware State	11/19/15		DNP-CD																					
Southeastern Louisiana	11/22/15		4	0	2	.000	0	1	.000	0	0	.000	0	0	0	0.5	2	0	0	0	0	0	0.5	
Arkansas-Pine Bluff	11/24/15		3	0	0	.000	0	0	.000	0	0	.000	0	0	0	0.3	1	0	0	0	0	0	0.3	
vs. No. 24 Cincinnati	11/27/15		DNP-CD																					
vs. Tennessee	11/28/15		DNP-CD																					
No. 21 Miami	12/1/15		DNP-CD																					
Abilene Christian	12/5/15		DNP-CD																					
at Creighton	12/9/15		DNP-CD																					
Rhode Island	12/13/15		DNP-CD																					
Samford	12/20/15		DNP-CD																					
Prairie View A&M	12/22/15		DNP-CD																					
Northwestern	12/30/15		DNP-CD																					
Indiana	1/2/15		DNP-CD																					
at No. 19 Iowa	1/2/15		DNP-CD																					
at Rutgers	1/9/16		3	0	0	.000	0	0	.000	0	0	.000	0	1	1	0.5	0	0	0	0	0	1	0	0.3
Minnesota	1/12/16		3	0	0	.000	0	0	.000	0	0	.000	0	0	0	0.4	0	0	0	0	0	0	0	0.2
at Illinois	1/16/16		DNP-CD																					
at No. 11 Michigan State	1/20/16		DNP-CD																					
Michigan	1/23/16		DNP-CD																					
at No. 21 Purdue	1/30/16		DNP-CD																					
No. 4 Maryland	2/3/16		DNP-CD																					
Rutgers	2/5/16		DNP-CD																					
at Wisconsin	2/10/16		DNP-CD																					
Totals		0	17	0	3	.000	0	1	.000	1	2	.500	0	2	2	0.4	4	0	0	0	0	1	1	0.2

NOTING LAWS


- Walk-on who made his Husker debut against Mississippi Valley State in the season opener
- Spent his freshman year at Florida Atlantic, where he played in four games
- Was a part of three state championship teams in high school (2 at Lake Highland Prep and one at Winter Park High School)

MISC. STATS

Category	2015-16	Career
Double-Figure Scoring	0	0
Double-Figure Rebounding	0	0
Double-Figure Assists	0	0
Double-Doubles	0	0
Led NU in Scoring	0	0
Led NU in Rebounding	0	0
Led NU in Assists	0	0
20+ Point Games	0	0
30+ Point Games	0	0

TOP PERFORMANCES OF 2015-16

Category	No.	Opponent (Date)
Points	1	Mississippi Valley St. (11/14)
Rebounds	1	at Rutgers (1/9)
	1	Mississippi Valley St. (11/14)
Assists		



#20 TANNER BORCHARDT | 6-8 | 274 | Fr. | F | Gothenburg, Neb.

CAREER STATS

Year	GP	GS	Total										Rebounds					PF	FO	Ast	TO	Blk	Stl	Pts	Avg
			Min	Avg	FG	FGA	Pct	3FG	3FGA	Pct	FT	FTA	Pct	Off	Def	Tot	Avg								
2015-16	7	0	26	3.7	3	3	1.000	0	0	.000	0	0	.000	2	6	8	1.1	4	0	0	4	0	0	6	0.9
TOTAL	7	0	26	3.7	3	3	1.000	0	0	.000	0	0	.000	2	6	8	1.1	4	0	0	4	0	0	6	0.9

2015-16 GAME-BY-GAME

Opponent	Date	GS	Min	TOTAL			3-PTS			FT	FTA	Pct	REBOUNDS				PF	FO	A	TO	Blk	Stl	Pts	Avg
				FG	FGA	Pct	3FG	FGA	Pct				Off	Def	Tot	Avg								
Mississippi Valley State	11/14/15		4	2	2	1.000	0	0	.000	0	0	.000	1	1	2	2.0	2	0	0	0	0	0	4	4.0
at No. 11 Villanova	11/17/15		DNP-CD																					
Delaware State	11/19/15		DNP-CD																					
Southeastern Louisiana	11/22/15		5	0	0	.000	0	0	.000	0	0	.000	0	0	0	1.0	0	0	0	1	0	0	0	2.0
Arkansas-Pine Bluff	11/24/15		5	0	0	.000	0	0	.000	0	0	.000	0	0	0	0.7	1	0	0	1	0	0	0	1.3
vs. No. 24 Cincinnati	11/27/15		DNP-CD																					
vs. Tennessee	11/28/15		DNP-CD																					
No. 21 Miami	12/1/15		DNP-CD																					
Abilene Christian	12/5/15		DNP-CD																					
at Creighton	12/9/15		DNP-CD																					
Rhode Island	12/13/15		DNP-CD																					
Samford	12/20/15		DNP-CD																					
Prairie View A&M	12/22/15		2	0	0	.000	0	0	.000	0	0	.000	0	1	1	0.8	0	0	0	0	0	0	0	1.0
Northwestern	12/30/15		DNP-CD																					
Indiana	1/2/15		DNP-CD																					
at No. 19 Iowa	1/2/15		DNP-CD																					
at Rutgers	1/9/16		4	0	0	.000	0	0	.000	0	0	.000	0	2	2	1.0	0	0	0	0	0	0	0	0.8
Minnesota	1/12/16		4	0	0	.000	0	0	.000	0	0	.000	1	0	1	1.0	1	0	0	2	0	0	0	0.7
at Illinois	1/16/16		DNP-CD																					
at No. 11 Michigan State	1/20/16		DNP-CD																					
Michigan	1/23/16		DNP-CD																					
at No. 21 Purdue	1/30/16		DNP-CD																					
No. 4 Maryland	2/3/16		DNP-CD																					
Rutgers	2/6/16		2	1	1	1.000	0	0	.000	0	0	.000	0	2	2	1.1	0	0	0	0	0	0	2	0.9
at Wisconsin	2/10/16		DNP-CD																					
Totals		0	26	3	3	1.000	0	0	.000	0	0	.000	2	6	8	1.1	4	0	0	4	0	0	6	0.9

NOTING BORCHARDT

- Walk-on who joined the team in October in an open tryout
- Totaled two points and two boards in the final two minutes against Rutgers
- Scored four points and grabbed two rebounds in the final four minutes against Mississippi Valley State
- Grabbed two rebounds in three minutes in the win at Rutgers
- Was offered scholarships to play football at Wyoming, Ohio and Colorado State as an offensive tackle

MISC. STATS

Category	2015-16	Career
Double-Figure Scoring	0	0
Double-Figure Rebounding	0	0
Double-Figure Assists	0	0
Double-Doubles	0	0
Led NU in Scoring	0	0
Led NU in Rebounding	0	0
Led NU in Assists	0	0
20+ Point Games	0	0
30+ Point Games	0	0

TOP PERFORMANCES OF 2015-16

Category	No.	Opponent (Date)
Points	4	Mississippi Valley St. (11/14)
	2	Rutgers (2/6)
Rebounds	2	Rutgers (2/6)
	2	Mississippi Valley St. (11/14)
	2	at Rutgers (1/9)
Assists		



#23 NICK FULLER | 6-6 | 204 | So. | F | Sun Prairie, Wis.

CAREER STATS

Year	GP	GS	Min	Avg	Total					Rebounds					PF	FO	Ast	TO	Blk	Stl	Pts	Avg			
					FG	FGA	Pct	3FG	3FGA	Pct	FT	FTA	Pct	Off									Def	Tot	Avg
2014-15	16	1	129	8.1	13	25	.520	3	8	.375	5	6	.833	8	13	21	1.3	12	0	4	4	2	2	34	2.1
2015-16	17	0	147	8.6	12	22	.545	0	2	.000	16	29	.552	12	14	26	1.5	19	0	3	10	2	6	40	2.4
TOTAL	33	1	276	8.4	25	47	.532	3	10	.300	21	35	.600	20	27	47	1.4	31	0	7	14	4	8	74	2.2

2015-16 GAME-BY-GAME

Opponent	Date	GS	Min	TOTAL			3-PTS			FT	FTA	Pct	REBOUNDS				PF	FO	A	TO	Blk	Stl	Pts	Avg
				FG	FGA	Pct	3FG	3FGA	Pct				Off	Def	Tot	Avg								
Mississippi Valley State	11/14/15	16	2	3	.667	0	1	.000	6	8	.750	4	5	9	9.0	1	0	0	1	0	1	10	10.0	
at No. 11 Villanova	11/17/15	6	0	0	.000	0	0	.000	0	0	.000	0	1	1	5.0	1	0	0	1	0	0	0	5.0	
Delaware State	11/19/15	4	0	0	.000	0	0	.000	2	2	1.000	0	0	0	3.3	0	0	0	0	0	0	2	4.0	
Southeastern Louisiana	11/22/15	17	0	1	.000	0	0	.000	0	2	.000	2	1	3	3.3	3	0	2	3	0	0	0	3.0	
Arkansas-Pine Bluff	11/24/15	10	0	1	.000	0	1	.000	3	4	.750	1	1	2	3.0	1	0	0	0	0	1	3	3.0	
vs. No. 24 Cincinnati	11/27/15	1	0	0	.000	0	0	.000	0	0	.000	0	0	0	2.5	0	0	0	0	0	0	0	2.5	
vs. Tennessee	11/28/15	4	0	0	.000	0	0	.000	0	0	.000	0	0	0	2.1	0	0	0	0	0	0	0	2.1	
No. 21 Miami	12/1/15	DNP-CD																						
Ablene Christian	12/5/15	5	1	1	1.000	0	0	.000	0	0	.000	0	0	0	1.9	0	0	0	0	0	1	2	2.1	
at Creighton	12/9/15	DNP-CD																						
Rhode Island	12/13/15	11	1	1	1.000	0	0	.000	1	2	.500	0	3	3	2.0	0	0	0	0	0	1	3	2.2	
Samford	12/20/15	10	0	1	.000	0	0	.000	2	6	.333	1	1	2	2.0	1	0	0	0	1	0	2	2.2	
Prairie View A&M	12/22/15	9	3	5	.600	0	0	.000	1	1	1.000	0	0	0	1.8	2	0	0	1	0	0	7	2.6	
Northwestern	12/30/15	7	0	1	.000	0	0	.000	0	0	.000	1	0	1	1.8	2	0	0	1	0	0	0	2.4	
Indiana	1/2/16	DNP-CD																						
at No. 19 Iowa	1/5/16	0	0	0	.000	0	0	.000	0	0	.000	0	0	0	1.6	1	0	0	0	0	0	0	2.2	
at Rutgers	1/9/16	7	2	2	1.000	0	0	.000	0	2	.000	1	0	1	1.6	2	0	0	0	0	0	4	2.4	
Minnesota	1/12/16	5	1	2	.500	0	0	.000	1	2	.500	0	1	1	1.5	1	0	0	1	0	0	3	2.4	
at Illinois	1/16/16	DNP-CD																						
at No. 11 Michigan State	1/20/16	DNP-CD																						
Michigan	1/23/16	DNP-CD																						
at No. 21 Purdue	1/30/16	DNP-CD																						
No. 4 Maryland	2/3/16	DNP-CD																						
Rutgers	2/6/16	18	1	1	1.000	0	0	.000	0	0	.000	2	1	3	1.6	0	0	1	1	1	2	2	2.4	
at Wisconsin	2/10/16	17	1	3	.333	0	0	.000	0	0	.000	0	0	0	1.5	4	0	0	1	0	0	2	2.4	
Totals		0	147	12	22	.545	0	2	.000	16	29	.552	12	14	26	1.5	19	0	3	10	2	6	40	2.4

NOTING FULLER

- Solid role player who is one of the backups at forward and provides solid depth
- Played a season-high 18 minutes vs. Rutgers, finishing with two points, three rebounds and two steals
- Finished with four points and a rebound in seven minutes at Rutgers
- Had seven points on 3-of-5 shooting in the win over Prairie View A&M
- Provided a spark off the bench against Rhode Island, scoring three points, grabbing three boards and adding a steal in 11 minutes of work
- Nearly pulled out a double-double in the season opener with 10 points and a career-high nine rebounds against Mississippi Valley State

MISC. STATS

Category	2015-16	Career
Double-Figure Scoring	1	2
Double-Figure Rebounding	0	0
Double-Figure Assists	0	0
Double-Doubles	0	0
Led NU in Scoring	0	0
Led NU in Rebounding	1	1
Led NU in Assists	0	0
20+ Point Games	0	0
30+ Point Games	0	0

TOP PERFORMANCES OF 2015-16

Category	No.	Opponent (Date)
Points	10	Mississippi Valley St. (11/14)
	7	Prairie View A&M (12/22)
	4	at Rutgers (1/9)
Rebounds	9	Mississippi Valley St. (11/14)
	3	Rhode Island (12/13)
	3	Southeastern Louisiana (11/22)
Assists	2	Southeastern Louisiana (11/22)
	1	Rutgers (2/6)



#24 JAKE HAMMOND | 6-10 | 235 | So. | F | Comanche, Okla.

CAREER STATS

Year	GP	GS	Total			3FG			FTA			Rebounds				PF	FO	Ast	TO	Blk	Stl	Pts	Avg		
			Min	Avg	FG	FGA	Pct	3FG	3FGA	Pct	FT	FTA	Pct	Off	Def									Tot	Avg
2014-15	11	0	36	3.3	1	5	.200	0	0	.000	1	3	.333	3	4	7	0.6	6	0	1	2	2	0	3	0.3
2015-16	21	8	232	11.0	17	41	.415	0	0	.000	14	31	.452	31	32	63	3.0	37	0	4	12	13	4	48	2.3
TOTAL	32	8	268	8.4	18	46	.391	0	0	.000	15	34	.441	34	36	70	2.2	43	0	5	14	15	4	51	1.6

2015-16 GAME-BY-GAME

Opponent	Date	GS	Min	TOTAL			3-PTS			FT			REBOUNDS				PF	FO	A	TO	Blk	Stl	Pts	Avg	
				FG	FGA	Pct	3FG	3FGA	Pct	FT	FTA	Pct	Off	Def	Tot	Avg									
Mississippi Valley State	11/14/15	*	14	2	2	1.000	0	0	.000	0	0	.000	0	3	3	3.0	1	0	1	0	1	1	4	4.0	
at No. 11 Villanova	11/17/15	*	13	0	0	.000	0	0	.000	1	2	.500	2	1	3	3.0	4	0	0	3	0	0	1	2.5	
Delaware State	11/19/15	*	13	1	3	.333	0	0	.000	2	4	.500	4	3	7	4.3	2	0	0	1	1	0	4	3.0	
Southeastern Louisiana	11/22/15	*	13	1	5	.200	0	0	.000	2	2	1.000	4	2	6	4.8	3	0	0	0	0	0	4	3.3	
Arkansas-Pine Bluff	11/24/15	*	16	3	5	.600	0	0	.000	0	0	.000	3	4	7	5.2	1	0	0	0	0	0	6	3.8	
vs. No. 24 Cincinnati	11/27/15	*	18	3	4	.750	0	0	.000	1	1	1.000	0	0	0	4.3	3	0	0	0	1	0	7	4.3	
vs. Tennessee	11/28/15	*	25	5	9	.556	0	0	.000	1	5	.200	4	6	10	5.1	1	0	0	1	0	0	11	5.3	
No. 21 Miami	12/01/15	*	22	0	3	.000	0	0	.000	0	0	.000	1	2	3	4.9	4	0	1	1	4	0	0	4.6	
Abilene Christian	12/5/15		12	0	0	.000	0	0	.000	0	0	.000	1	1	2	4.6	1	0	0	0	2	1	0	4.1	
at Creighton	12/9/15		14	2	4	.500	0	0	.000	2	3	.667	3	1	4	4.5	1	0	1	1	1	0	6	4.3	
Rhode Island	12/13/15		10	0	0	.000	0	0	.000	0	0	.000	0	3	3	4.4	1	0	0	1	0	0	0	3.9	
Samford	12/20/15		4	0	0	.000	0	0	.000	0	4	.000	2	0	2	4.2	1	0	0	1	0	0	0	3.6	
Prairie View A&M	12/22/15		5	0	1	.000	0	0	.000	0	2	.000	2	1	3	4.1	3	0	0	0	0	0	0	3.3	
Northwestern	12/30/15		DNP-CD																						
Indiana	1/2/16		5	0	0	.000	0	0	.000	1	2	.500	0	1	1	3.9	0	0	0	0	1	0	1	3.1	
at No. 19 Iowa	01/05/16		3	0	0	.000	0	0	.000	0	0	.000	0	1	1	3.7	0	0	0	0	0	0	0	2.9	
at Rutgers	1/9/16		9	0	2	.000	0	0	.000	1	2	.500	1	0	1	3.5	1	0	1	1	0	0	1	2.8	
Minnesota	1/12/16		6	0	1	.000	0	0	.000	0	0	.000	0	0	0	3.3	0	0	0	0	0	0	0	2.6	
at Illinois	1/16/16		DNP-CD																						
at No. 11 Michigan State	1/20/16		DNP-CD																						
Michigan	1/23/16		DNP-CD																						
at No. 21 Purdue	1/30/16		6	0	0	.000	0	0	.000	0	0	.000	1	0	1	3.2	2	0	0	0	0	1	0	2.5	
No. 4 Maryland	2/3/16		7	0	1	.000	0	0	.000	1	2	.500	0	0	0	3.0	3	0	0	0	0	0	1	2.4	
Rutgers	2/6/16		2	0	0	.000	0	0	.000	0	0	.000	0	0	0	2.9	1	0	0	0	0	0	0	2.3	
at Wisconsin	2/10/16		15	0	1	.000	0	0	.000	2	2	1.000	3	3	6	3.0	4	0	0	2	2	1	2	2.3	
Totals			8	232	17	41	.415	0	0	.000	14	31	.452	31	32	63	3.0	37	0	4	12	13	4	48	2.3

NOTING HAMMOND

- Reserve forward who started for part of the year and is NU's tallest frontcourt player
- Provided a spark off the bench at Wisconsin with six rebounds, two blocked shots and two points in 15 minutes
- Came off the bench and had six points, four rebounds and a blocked shot at Creighton
- Blocked four shots and grabbed three rebounds in 22 minutes against No. 21 Miami
- Collected his first career double-double against Tennessee, finishing with career highs in both points (11) and rebounds (10) while playing a career-high 25 minutes
- Totaled seven points and a blocked shot in the loss against No. 24 Cincinnati
- Chipped in six points and seven boards against Arkansas-Pine Bluff
- Established then-career highs in both points (four) and rebounds (seven) against Delaware State
- Tied his personal best with four points and grabbed six rebounds against Southeastern Louisiana

MISC. STATS

Category	2015-16	Career
Double-Figure Scoring	1	1
Double-Figure Rebounding	1	1
Double-Figure Assists	0	0
Double-Doubles	1	1
Led NU in Scoring	0	0
Led NU in Rebounding	2	2
Led NU in Assists	0	0
20+ Point Games	0	0
30+ Point Games	0	0

TOP PERFORMANCES OF 2015-16

Category	No.	Opponent (Date)
Points	11	Tennessee (11/28)
	7	Cincinnati (11/27)
	6	Arkansas-Pine Bluff (11/24)
	6	at Creighton (12/9)
Rebounds	10	Tennessee (11/28)
	7	Delaware State (11/19)
	7	Arkansas-Pine Bluff (11/24)
	6	at Wisconsin (2/10)
	6	Southeastern Louisiana (11/22)
Blocks	4	Miami (12/1)
	2	at Wisconsin (2/1)
	2	Abilene Christian (12/5)



#30 ED MORROW JR. | 6-7 | 225 | Fr. | F | Chicago

CAREER STATS

Year	GP	GS	Min	Avg	Total					Rebounds					PF	FO	Ast	TO	Blk	Stl	Pts	Avg			
					FG	FGA	Pct	3FG	3FGA	Pct	FT	FTA	Pct	Off									Def	Tot	Avg
2015-16	24	1	331	13.8	40	64	.625	0	0	.000	10	21	.476	38	48	86	3.6	53	1	2	28	15	0	90	3.8
TOTAL	24	1	331	13.8	40	64	.625	0	0	.000	10	21	.476	38	48	86	3.6	53	1	2	28	15	0	90	3.8

2015-16 GAME-BY-GAME

Opponent	Date	GS	Min	TOTAL			3-PTS			REBOUNDS			PF	FO	A	TO	Blk	Stl	Pts	Avg				
				FG	FGA	Pct	3FG	FGA	Pct	FT	FTA	Pct									Off	Def	Tot	Avg
Mississippi Valley State	11/14/15	16	3	4	.750	0	0	.000	1	4	.250	2	2	4	4.0	1	0	0	2	0	7	7.0		
at No. 11 Villanova	11/17/15	17	3	4	.750	0	0	.000	0	0	.000	2	3	5	4.5	4	0	0	2	1	0	6	6.5	
Delaware State	11/19/15	17	0	2	.000	0	0	.000	0	0	.000	3	2	5	4.7	5	1	0	4	2	0	0	4.3	
Southeastern Louisiana	11/22/15	16	5	5	1.000	0	0	.000	1	2	.500	1	2	3	4.3	1	0	1	1	1	0	11	6.0	
Arkansas-Pine Bluff	11/24/15	15	1	3	.333	0	0	.000	2	4	.500	2	3	5	4.4	3	0	1	2	3	0	4	5.6	
vs. No. 24 Cincinnati	11/27/15	18	0	1	.000	0	0	.000	0	0	.000	0	3	3	4.2	4	0	1	1	1	0	0	4.7	
vs. Tennessee	11/28/15	12	0	1	.000	0	0	.000	1	2	.500	2	3	5	4.3	1	0	0	1	0	0	1	4.1	
No. 21 Miami	12/01/15	20	1	1	1.000	0	0	.000	0	0	.000	2	2	4	4.3	3	0	0	0	0	0	2	3.9	
Abilene Christian	12/05/15	11	0	2	.000	0	0	.000	3	4	.750	3	1	4	4.2	3	0	0	1	0	0	3	3.8	
at Creighton	12/09/15	10	1	4	.250	0	0	.000	0	0	.000	1	1	2	4.0	3	0	0	2	1	0	2	3.6	
Rhode Island	12/13/15	4	0	0	.000	0	0	.000	0	0	.000	0	0	0	3.6	0	0	0	0	0	0	0	3.3	
Samford	12/20/15	9	0	0	.000	0	0	.000	0	0	.000	0	3	3	3.6	2	0	0	0	0	0	0	3.0	
Prairie View A&M	12/22/15	12	2	4	.500	0	0	.000	0	0	.000	3	3	6	3.8	3	0	0	1	0	0	4	3.1	
Northwestern	12/30/15	13	2	3	.667	0	0	.000	0	0	.000	0	0	0	3.5	1	0	0	0	1	0	4	3.1	
Indiana	1/2/16	5	1	1	1.000	0	0	.000	0	0	.000	2	1	3	3.5	3	0	0	1	1	0	2	3.1	
at No. 19 Iowa	1/5/16	20	1	2	.500	0	0	.000	1	2	.500	1	2	3	3.4	2	0	0	0	1	0	3	3.1	
at Rutgers	1/9/16	13	5	5	1.000	0	0	.000	0	0	.000	3	0	3	3.4	2	0	0	1	1	0	10	3.5	
Minnesota	1/12/16	16	4	5	.800	0	0	.000	1	1	1.000	3	0	3	3.4	3	0	0	1	0	0	9	3.8	
at Illinois	1/16/16	28	3	3	1.000	0	0	.000	0	2	.000	3	3	6	3.5	2	0	0	2	1	0	6	3.9	
at Michigan State	1/20/16	9	0	1	.000	0	0	.000	0	0	.000	0	4	4	3.6	3	0	0	1	0	0	0	3.7	
Michigan	1/23/16	23	3	6	.500	0	0	.000	0	0	.000	3	3	6	3.7	1	0	0	1	1	0	6	3.8	
at No. 21 Purdue	1/30/16	7	0	1	.000	0	0	.000	0	1	.000	0	1	1	3.5	2	0	0	1	0	0	0	3.6	
No. 4 Maryland	2/3/16	3	0	0	.000	0	0	.000	0	0	.000	0	1	1	3.4	0	0	0	1	0	0	0	3.5	
Rutgers	2/6/16	17	5	6	.833	0	0	.000	0	0	.000	2	5	7	3.6	1	0	0	2	0	0	10	3.8	
at Wisconsin	2/10/16				DNP-Injury																			
Totals	1	331	40	64	.625	0	0	.000	10	21	.476	38	48	86	3.6	53	1	2	28	15	0	90	3.8	

NOTING MORROW

- High-motor forward who has a knack for rebounds despite being undersized for the pivot
- Reached double figures for the third time in 2015-16 with 10 points on 5-of-6 shooting and a career-high seven boards vs. Rutgers
- Tied for team-high honors with six rebounds and added six points and a blocked shots in 23 minutes vs. Michigan
- Played well at Illinois, matching his personal best with six rebounds and adding six points on 3-of-3 shooting
- Totaled nine points on 4-of-5 shooting and three rebounds vs. Minnesota
- Reached double figures for the second time in 2015-16 with 10 points on 5-of-5 shooting and three boards at Rutgers
- Chipped in three points and three rebounds in a career-high 20 minutes at No. 19 Iowa
- Had two points, three boards and a blocked shot against Indiana
- Finished with four points in 13 minutes against Northwestern
- Grabbed a season-high six rebounds and chipped in four points in 12 minutes vs. Prairie View A&M
- Made his first career start against Abilene Christian, recording three points and four boards in 11 minutes
- Totaled five rebounds in 12 minutes off the bench against Tennessee
- Blocked three shots and added four points and five boards in 15 minutes against Arkansas-Pine Bluff
- Finished with 11 points on 5-of-5 shooting and grabbed three rebounds in 16 minutes against Southeastern Louisiana
- Had six points and five rebounds in 17 minutes off the bench at No. 11 Villanova
- His mother (Nafeesah Brown) totaled 1,089 points during her playing career at Nebraska, averaging 20.2 points and 10.1 rebounds per game as a senior in 1993-94

MISC. STATS

Category	2015-16	Career
Double-Figure Scoring	2	2
Double-Figure Rebounding	0	0
Double-Figure Assists	0	0
Double-Doubles	0	0
Led NU in Scoring	0	0
Led NU in Rebounding	2	2
Led NU in Assists	0	0
20+ Point Games	0	0
30+ Point Games	0	0

TOP PERFORMANCES OF 2015-16

Category	No.	Opponent (Date)
Points	11	Southeastern Louisiana (11/22)
	10	Rutgers (2/6)
	10	at Rutgers (1/9)
	9	Minnesota (1/12)
Rebounds	7	Rutgers (2/6)
	6	Michigan (1/23)
	6	Prairie View A&M (12/22)
	6	at Illinois (1/16)
Blocks	3	Arkansas-Pine Bluff (11/24)
	2	Delaware State (11/19)



#31 SHAVON SHIELDS | 6-7 | 225 | Sr. | G/F | Olathe, Kan.

CAREER STATS

Year	GP	GS	Total										Rebounds												
			Min	Avg	FG	FGA	Pct	3FG	3FGA	Pct	FT	FTA	Pct	Off	Def	Tot	Avg	PF	FO	Ast	TO	Blk	Stl	Pts	Avg
2012-13	28	19	804	28.7	89	189	.471	14	39	.359	48	71	.676	34	110	144	5.1	87	4	25	47	8	23	240	8.6
2013-14	32	32	1042	32.6	131	296	.443	18	57	.316	129	179	.721	44	140	184	5.8	89	5	51	51	9	29	409	12.8
2014-15	31	31	1095	35.3	161	366	.440	17	87	.195	139	168	.827	45	141	186	6.0	73	0	67	84	5	33	478	15.4
2015-16	24	24	729	30.4	139	296	.470	17	54	.315	81	109	.743	31	89	120	5.0	49	2	70	55	10	31	376	15.7
TOTAL	115	106	3670	31.9	520	1147	.453	66	237	.278	397	527	.753	154	480	634	5.5	298	11	213	237	32	116	1503	13.1

2015-16 GAME-BY-GAME

Opponent	Date	GS	Min	TOTAL			3-PTS			REBOUNDS			PF	FO	A	TO	Blk	Stl	Pts	Avg					
				FG	FGA	Pct	3FG	FGA	Pct	FT	FTA	Pct									Off	Def	Tot	Avg	
Mississippi Valley State	11/14/15	*	20	5	9	.556	1	3	.333	2	2	1.000	0	3	3	3.0	1	0	2	2	0	0	13	13.0	
at No. 11 Villanova	11/17/15	*	30	4	12	.333	2	5	.400	2	2	1.000	2	6	8	5.5	0	0	2	0	0	1	12	12.5	
Delaware State	11/19/15	*	36	6	13	.462	2	7	.286	7	10	.700	1	4	5	5.3	1	0	7	4	1	2	21	15.3	
Southeastern Louisiana	11/22/15	*	19	3	7	.429	0	0	.000	2	3	.667	1	6	7	5.8	1	0	2	0	1	0	8	13.5	
Arkansas-Pine Bluff	11/24/15	*	24	6	11	.545	0	1	.000	3	5	.600	2	3	5	5.6	2	0	2	1	0	1	15	13.8	
vs. No. 24 Cincinnati	11/27/15	*	20	6	9	.667	0	1	.000	2	3	.667	0	2	2	5.0	5	1	1	4	0	0	14	13.8	
vs. Tennessee	11/28/15	*	24	5	11	.455	0	0	.000	1	4	.250	1	6	7	5.3	4	0	6	6	0	3	11	13.4	
No. 21 Miami	12/01/15	*	40	11	25	.440	2	5	.400	4	6	.667	2	3	5	5.3	4	0	2	4	0	2	28	15.3	
Abilene Christian	12/5/15	*	34	6	9	.667	0	1	.000	9	10	.900	0	4	4	5.1	0	0	2	3	0	2	21	15.9	
at Creighton	12/9/15	*	36	3	8	.375	0	1	.000	0	0	.000	0	6	6	5.2	3	0	2	5	1	2	6	14.9	
Rhode Island	12/13/15	*	39	7	17	.412	1	2	.500	4	5	.800	3	4	7	5.4	0	0	3	2	0	2	19	15.3	
Samford	12/20/15	*	36	10	14	.714	1	1	1.000	4	4	1.000	2	5	7	5.5	1	0	3	3	0	3	25	16.1	
Prairie View A&M	12/22/15	*	28	5	13	.385	0	2	.000	9	10	.900	2	3	5	5.5	0	0	4	1	0	2	19	16.3	
Northwestern	12/30/15	*	37	4	12	.333	0	3	.000	1	1	1.000	2	2	4	5.4	2	0	2	3	0	0	9	15.8	
Indiana	1/2/16	*	35	3	13	.231	1	1	1.000	3	3	1.000	1	5	6	5.4	4	0	6	3	0	1	10	15.4	
at No. 19 Iowa	1/5/16	*	29	6	9	.667	1	2	.500	0	4	.000	2	4	6	5.4	4	0	4	2	0	0	13	15.3	
at Rutgers	1/9/16	*	30	4	8	.500	1	4	.250	2	2	1.000	0	2	2	5.2	2	0	1	1	1	0	11	15.0	
Minnesota	1/12/16	*	27	7	10	.700	1	2	.500	9	11	.818	2	6	8	5.4	0	0	2	1	1	2	24	15.5	
at Illinois	1/16/16	*	37	5	17	.294	1	2	.500	3	4	.750	2	4	6	5.4	2	0	5	2	1	0	14	15.4	
at Michigan State	1/20/16	*	30	12	20	.600	0	3	.000	4	5	.800	0	3	3	5.3	1	0	1	1	0	1	28	16.1	
Michigan	1/23/16	*	33	4	11	.364	1	3	.333	2	5	.400	1	2	3	5.2	2	0	3	5	2	1	11	15.8	
at No. 21 Purdue	1/30/16	*	23	6	9	.667	1	1	1.000	3	4	.750	0	1	1	5.0	5	1	1	1	1	2	16	15.8	
No. 4 Maryland	2/3/16	*	35	4	17	.235	0	3	.000	3	4	.750	5	2	7	5.1	3	0	4	1	0	2	11	15.6	
Rutgers	2/6/16	*	27	7	12	.583	1	1	1.000	2	2	1.000	0	3	3	5.0	2	0	3	0	1	2	17	15.7	
at Wisconsin	2/10/16																								
Totals			24	729	139	296	.470	17	54	.315	81	109	.743	31	89	120	5.0	49	2	70	55	10	31	376	15.7

HONORS

- Three-year Captain
- No. 47 on Fox Sports Top 50 College Players
- Allstate NABC Good Works Team Member (1 of 5 in Division I)
- Senior CLASS Award Nominee (1 of 30)
- First-Team Academic All-District VII

NOTING SHIELDS

- Fourth-year starter at forward who had started 106 straight games before suffering an injury against Rutgers on Feb. 6
- Ranks 10th on NU's career scoring list with 1,503 points and is one of only five players in school history with 1,500 points and 600 rebounds
- Is third among active Big Ten players in points (1,503) and fourth in rebounds (634)
- Ranks among the Big Ten leaders in scoring (10th) and steals (fifth), while ranking first or second on the team in scoring, rebounding, assists and steals
- Had seven of his 17 points in an 18-1 run vs. Rutgers with three boards and three assists before leaving the game with 8:47 left after a fall
- Held to 11 points, but added seven rebounds and dished out four assists vs. No. 4 Maryland
- Scored 13 of his 16 points at No. 21 Purdue in the second half before fouling out
- Totaled 11 points, three assists and a season-high two blocked shots in the loss to Michigan
- Propelled NU to a win at No. 11 Michigan State with a season-high 28 points on 11-of-20 shooting and three boards
- Helped the Huskers to a win at Illinois with 14 points, six rebounds and five assists
- Made his 100th career start a memorable one, finishing with a game-high 24 points on 7-of-10 shooting and a season-high eight rebounds in NU's win over Minnesota
- Held to 10 points against Indiana, but added six rebounds and a team-high six assists
- Closed non-conference play with 19 points, five rebounds, four assists and two steals vs. Prairie View A&M
- Turned in a 25-point effort on 10-of-14 shooting and added seven rebounds, three assists and three steals vs. Samford
- Bounced back with a strong game at Rhode Island, scoring a game-high 19 points, grabbing seven rebounds and adding three assists and two steals in the come-from-behind win
- Collected his second straight 20-point game with 21 points, including 9-of-10 from the foul line, and four rebounds against Abilene Christian
- Nearly willed the Huskers to a win over No. 21 Miami with 28 points, five rebounds and a pair of steals
- Totaled 11 points, seven rebounds and six assists in the win over Tennessee
- Battled foul trouble against Cincinnati, scoring 11 of his 14 points in the second half, as he played just 20 minutes
- Put together his 15th career game with 20+ points against Delaware State, finishing with 21 points and seven assists.
- Carries a 3.72 GPA in biological sciences and is track to graduate this May.

MISC. STATS

Category	2015-16	Career
Double-Figure Scoring	20	75
Double-Figure Rebounding	0	7
Double-Figure Assists	0	0
Double-Doubles	0	5
Led NU in Scoring	7	30
Led NU in Rebounding	5	33
Led NU in Assists	9	30
20+ Point Games	6	20
30+ Point Games	0	2

TOP PERFORMANCES OF 2015-16

Category	No.	Opponent (Date)
Points	28	Miami (12/1)
	28	at Michigan State (1/20)
	25	Samford (12/20)
	24	Minnesota (1/12)
Rebounds	8	Villanova (11/17)
	8	Minnesota (1/12)
	7	Maryland (2/3)
	7	Samford (12/20)
	7	Rhode Island (12/13)
	7	Tennessee (11/28)
	7	Southeastern Louisiana (11/22)
Assists	7	Delaware State (11/19)
	6	Indiana (1/2)
	6	Tennessee (11/28)
	5	at Illinois (1/16)



#32 BENNY PARKER

5-9 | 175 | Sr. | G | Kansas City, Kan.

CAREER STATS

Year	GP	GS	Min	Avg	Total					Rebounds					PF	FO	Ast	TO	Blk	Stl	Pts	Avg			
					FG	FGA	Pct	3FG	3FGA	Pct	FT	FTA	Pct	Off									Def	Tot	Avg
2012-13	33	16	681	20.6	31	87	.356	2	13	.154	24	36	.667	4	40	44	1.3	57	1	69	43	2	24	88	2.7
2013-14	32	2	477	14.9	32	67	.478	0	5	.000	14	16	.875	2	31	33	1.0	49	0	29	13	1	30	78	2.4
2014-15	31	25	874	28.2	39	114	.342	12	41	.293	40	56	.714	8	61	69	2.2	71	2	54	37	1	45	130	4.2
2015-16	25	25	632	25.3	43	115	.374	22	65	.338	13	17	.765	9	49	58	2.3	54	1	58	30	0	24	121	4.8
TOTAL	121	68	2664	22.0	145	383	.379	36	124	.290	91	125	.728	23	181	204	1.7	231	4	210	123	4	123	417	3.4

2015-16 GAME-BY-GAME

Opponent	Date	GS	Min	TOTAL			3-PTS			REBOUNDS			PF	FO	A	TO	Blk	Stl	Pts	Avg					
				FG	FGA	Pct	3FG	FGA	Pct	FT	FTA	Pct									Off	Def	Tot	Avg	
Mississippi Valley State	11/14/15	*	20	0	2	.000	0	1	.000	0	0	.000	0	1	1	1.0	1	0	6	1	0	1	0	0.0	
at No. 11 Villanova	11/17/15	*	25	1	4	.250	1	3	.333	0	0	.000	0	1	1	1.0	4	0	1	4	0	1	3	1.5	
Delaware State	11/19/15	*	28	2	4	.500	2	3	.667	2	2	1.000	1	1	2	1.3	1	0	3	2	0	0	8	3.7	
Southeastern Louisiana	11/22/15	*	22	4	7	.571	2	2	1.000	0	0	.000	0	3	3	1.8	1	0	3	0	0	1	10	5.3	
Arkansas-Pine Bluff	11/24/15	*	21	0	4	.000	0	2	.000	0	1	.000	0	0	0	1.4	1	0	0	0	0	0	0	4.2	
vs. No. 24 Cincinnati	11/27/15	*	30	0	2	.000	0	2	.000	0	0	.000	0	3	3	1.7	3	0	1	1	0	3	0	3.5	
vs. Tennessee	11/28/15	*	28	2	4	.500	0	1	.000	2	2	1.000	1	1	2	1.7	3	0	3	1	0	0	6	3.9	
No. 21 Miami	12/01/15	*	34	2	5	.400	2	3	.667	0	0	.000	0	4	4	2.0	1	0	1	1	0	1	6	4.1	
Abilene Christian	12/5/15	*	25	1	3	.333	0	0	.000	1	2	.500	0	5	5	2.3	2	0	3	5	0	0	3	4.0	
at Creighton	12/9/15	*	28	2	7	.286	0	4	.000	0	0	.000	1	2	3	2.4	4	0	2	0	0	1	4	4.0	
Rhode Island	12/13/15	*	24	1	2	.500	1	1	1.000	0	0	.000	0	1	1	2.3	2	0	0	2	0	1	3	3.9	
Samford	12/20/15	*	22	0	4	.000	0	3	.000	2	2	1.000	0	1	1	2.2	3	0	1	3	0	0	2	3.8	
Prairie View A&M	12/22/15	*	22	3	6	.500	1	4	.250	1	2	.500	0	3	3	2.2	3	0	4	0	0	2	8	4.1	
Northwestern	12/30/15	*	34	6	12	.500	5	10	.500	0	0	.000	0	5	5	2.4	2	0	7	1	0	2	17	5.0	
Indiana	1/2/16	*	33	3	7	.429	1	3	.333	3	4	.750	1	1	2	2.4	2	0	2	0	0	2	10	5.3	
at No. 19 Iowa	1/5/16	*	24	2	4	.500	2	2	1.000	0	0	.000	1	2	3	2.4	5	1	0	0	0	0	6	5.4	
at Rutgers	1/9/16	*	22	2	2	1.000	0	0	.000	0	0	.000	0	1	1	2.4	3	0	3	1	0	3	4	5.3	
Minnesota	1/12/16	*	20	0	4	.000	0	2	.000	0	0	.000	1	2	3	2.4	2	0	3	1	0	0	0	5.0	
at Illinois	1/16/16	*	20	0	0	.000	0	0	.000	0	0	.000	0	4	4	2.5	1	0	0	1	0	1	0	4.7	
at Michigan State	1/20/16	*	25	1	2	.500	0	1	.000	0	0	.000	1	0	1	2.4	0	0	1	2	0	2	2	4.6	
Michigan	1/23/16	*	24	2	4	.500	1	3	.333	0	0	.000	0	2	2	2.4	3	0	2	1	0	1	5	4.6	
at No. 21 Purdue	1/30/16	*	28	3	7	.429	1	5	.200	0	0	.000	0	0	0	2.3	1	0	5	0	0	0	7	4.7	
No. 4 Maryland	2/3/16	*	26	2	6	.333	2	5	.400	0	0	.000	0	1	1	2.2	4	0	1	1	0	1	6	4.8	
Rutgers	2/6/16	*	16	1	6	.167	1	4	.250	0	0	.000	0	1	1	2.2	0	0	3	0	0	1	3	4.7	
at Wisconsin	2/10/16	*	31	3	7	.429	0	1	.000	2	2	1.000	2	4	6	2.3	2	0	3	2	0	0	8	4.8	
Totals			25	632	43	115	.374	22	65	.338	13	17	.765	9	49	58	2.3	54	1	58	30	0	24	121	4.8

HONORS

- 2015-16 Co-Captain

NOTING PARKER

- Ball-hawking guard who has played in every game during his collegiate career (121) entering the Penn State game.
- Is within eight steals of 10th place on NU's career steals list
- Had eight points, matched his career high with six rebounds and had three assists at Wisconsin
- Had seven points - all in the first half - and five assists at No. 21 Purdue
- Had five points, two rebounds and a pair of assists against Michigan
- Totaled three steals, three assists and four points on 2-of-2 shooting at Rutgers
- Had six points and three rebounds at No. 19 Iowa
- Reached double figures in the loss to Indiana, finishing with 10 points, two assists and two steals
- Put together the finest game of his career against Northwestern, tying or setting career bests with 17 points, including five 3-pointers, and seven assists along with a team-high five rebounds
- Totaled eight points, four assists three rebounds and two steals vs. Prairie View A&M
- Made only one shot against Rhode Island, a 3-pointer with 1:14 left that gave Nebraska a 67-65 lead and its first lead of the second half as NU overcame an 11-point deficit to win 70-67
- Reached double figures for the first time in 2015-16 with 10 points, including a pair of 3-pointers, three rebounds and three assists against Southeastern Louisiana.
- Finished with six points and three assists against Tennessee
- Had high eight points, including a pair of 3-pointers against Delaware State
- Dished out six assists in the season opener against Mississippi Valley State in the season opener, his highest total since his freshman year
- Totaled 30 career multi-steal games in his career, including 16 in 2014-15
- Business administration major who will graduate in August

MISC. STATS

Category	2015-16	Career
Double-Figure Scoring	3	4
Double-Figure Rebounding	0	0
Double-Figure Assists	0	0
Double-Doubles	0	0
Led NU in Scoring	0	0
Led NU in Rebounding	1	1
Led NU in Assists	6	29
20+ Point Games	0	0
30+ Point Games	0	0

TOP PERFORMANCES OF 2015-16

Category	No.	Opponent (Date)
Points	17	Northwestern (12/30)
	10	Indiana (1/2)
	10	Southeastern Louisiana (11/22)
	8	at Wisconsin (2/10)
	8	Delaware State (11/19)
	8	Prairie View A&M (12/22)
Rebounds	6	at Wisconsin (2/6)
	5	Abilene Christian (12/5)
	5	Northwestern (12/30)
	4	Miami (12/1)
	4	at Creighton (12/9)
Assists	7	Northwestern (12/30)
	6	Mississippi Valley St. (11/14)
	5	at Purdue (1/30)

NEBRASKA GAME-BY-GAME BOX SCORES

Mississippi Valley State vs Nebraska
11/14/15 7:06 p.m. at Pinnacle Bank Arena (Lincoln, Neb.)

Mississippi Valley State 51 • 0-0

#	Player	Total			3-Ptr			Rebounds			PF	TP	A	TO	Blk	Stl	Min
		FG-FGA	FG-FGA	FT-FTA	Off	Def	Tot	Off	Def	Tot							
02	Ronald Strother, Jr.	r	0-0	0-0	1-2	1	0	1	1	1	0	3	0	0	5		
15	Dwain Whitefield	r	2-3	0-0	0-0	3	2	5	0	4	0	2	0	0	13		
31	Amir Savon	r	0-0	0-0	0-0	0	0	1	0	0	0	0	0	0	3		
05	Rashaun Surles	g	0-3	0-2	2-2	1	0	1	2	3	3	0	0	0	20		
04	Isaac Williams	g	1-8	0-4	0-1	0	4	2	2	1	1	1	1	1	23		
00	Vacha Vaughn	g	1-4	0-1	0-0	0	2	2	4	2	1	0	0	1	17		
03	Damian Young	g	4-13	1-5	4-4	0	3	3	2	13	0	3	0	6	18		
10	Ta'Jay Henry	g	1-5	0-0	4-4	3	2	5	5	6	0	2	0	0	21		
11	Kylan Phillips	g	1-9	1-3	6-6	0	1	1	2	9	1	1	0	0	23		
13	Jabari Alex	g	1-1	0-0	0-1	1	3	4	2	2	0	1	0	1	16		
20	Dusan Langura	g	1-2	1-1	0-0	0	0	0	1	3	0	0	0	0	8		
22	Michael Matlock	g	2-4	0-0	1-2	1	1	2	3	5	0	3	0	1	16		
23	Latrell Love	g	1-5	0-0	0-0	0	0	0	0	2	0	0	1	0	12		
32	Bennett Davis	g	0-1	0-0	0-2	1	0	1	2	0	0	0	0	0	5		
	Team					4	2	6		2							
	Totals		15-58	3-16	18-24	15	20	35	27	51	6	21	2	10	200		

FG % 1st Half: 8-29 27.6% 2nd half: 7-29 24.1% Game: 15-58 25.9%
 3FG % 1st Half: 2-9 22.2% 2nd half: 1-7 14.3% Game: 3-16 18.8%
 FT % 1st Half: 3-6 50.0% 2nd half: 15-18 83.3% Game: 18-24 75.0%

Nebraska 97 • 0-0

#	Player	Total			3-Ptr			Rebounds			PF	TP	A	TO	Blk	Stl	Min
		FG-FGA	FG-FGA	FT-FTA	Off	Def	Tot	Off	Def	Tot							
24	Hammond, Jake	r	2-2	0-0	0-0	0	3	3	1	4	1	0	1	1	14		
31	Shields, Shavon	r	5-9	1-3	2-2	0	3	3	1	13	2	2	0	0	20		
00	Webster, Tai	g	1-3	0-2	0-0	0	4	4	2	2	1	2	0	2	19		
03	White III, Andrew	g	7-10	4-6	0-0	0	1	1	2	18	0	1	2	2	16		
32	Parker, Benny	g	0-2	0-1	0-0	0	1	1	1	0	6	1	0	1	20		
04	Trueblood, Johnny	g	0-0	0-0	0-0	0	0	0	0	0	2	0	0	0	5		
05	Watson Jr., Glynn	g	2-9	0-4	2-4	1	2	3	4	6	3	3	0	2	22		
10	McVeigh, Jack	g	4-7	4-4	4-4	2	2	4	2	16	0	1	0	1	13		
11	Evelyn, Bakari	g	1-2	1-1	4-4	0	2	2	3	7	1	2	0	0	14		
12	Jacobson, Michael	g	2-3	0-0	5-6	1	4	5	0	9	1	0	0	1	17		
15	Laws, Malcolm	g	0-1	0-0	1-2	0	1	1	1	1	0	0	0	0	4		
20	Borchardt, Tanner	g	2-2	0-0	0-0	1	1	2	2	4	0	0	0	0	4		
23	Fuller, Nick	g	2-3	0-1	6-8	4	5	9	1	10	0	1	0	1	16		
30	Morrow Jr., Ed	g	3-4	0-0	1-4	2	2	4	1	7	0	2	0	0	16		
	Team					1	1	2		1							
	Totals		31-57	10-22	25-34	12	32	44	21	97	17	15	3	11	200		

FG % 1st Half: 14-29 48.3% 2nd half: 17-28 60.7% Game: 31-57 54.4%
 3FG % 1st Half: 4-13 30.8% 2nd half: 6-9 66.7% Game: 10-22 45.5%
 FT % 1st Half: 11-16 68.8% 2nd half: 14-18 77.8% Game: 25-34 73.5%

Officials: Glenn Mayborg, Chris Beaver, Kelly Pfeifer
 Technical fouls: Mississippi Valley State-None. Nebraska-None.
 Attendance: 15489
 ACTUAL ATTENDANCE: 11,187

Score by periods	1st	2nd	Total
Mississippi Valley State	21	30	51
Nebraska	43	54	97

Points	In	Off	2nd	Fast	Bench
MVSUMB	Paint	T/O	Chance	Break	
NEB	16	12	10	4	42
NEB	38	26	14	12	60

Last FG - MVSUMB 2nd-02; NEB 2nd-00-48.
 Largest lead - MVSUMB None, NEB by 46 2nd-00-48.
 MVSUMB led for 00:00. NEB led for 38:59. Game was tied for 01:01.

Score tied - 0 times.
 Lead changed - 0 times.

Delaware State vs Nebraska
11/19/15 7:05 p.m. at Pinnacle Bank Arena (Lincoln, Neb.)

Delaware State 60 • 0-3

#	Player	Total			3-Ptr			Rebounds			PF	TP	A	TO	Blk	Stl	Min
		FG-FGA	FG-FGA	FT-FTA	Off	Def	Tot	Off	Def	Tot							
12	LEWIS, Joseph	r	2-4	0-1	1-2	1	1	2	1	5	0	0	0	0	13		
06	GASEVIC, Mirdjan	r	1-1	0-0	0-0	0	0	0	2	2	0	3	0	0	10		
20	DICKERSON, Aric	r	0-1	0-1	0-0	0	1	1	0	0	0	0	0	0	16		
05	CARTER, Malik	g	1-5	0-1	2-3	1	3	4	1	4	3	2	0	0	18		
03	HUGHES, Todd	g	4-9	1-2	2-2	0	4	4	2	11	0	5	0	1	35		
01	HAYWOOD, DeANDRE	g	4-9	0-0	3-7	1	3	4	2	11	0	2	0	2	19		
13	JOHNSON, Mahir	g	3-5	3-4	0-0	1	2	3	2	9	2	2	0	1	20		
23	OWENS, Jason	g	1-5	0-0	3-4	2	1	3	5	5	1	1	0	0	19		
24	TAVAKALYAN, Artem	g	1-4	1-2	1-2	0	1	1	2	4	0	0	0	2	12		
44	MALLORY, DeVaughn	g	3-3	0-0	0-0	3	0	3	3	6	0	1	0	0	27		
55	ONIFADE, Demola	g	1-1	0-0	1-2	0	1	1	4	3	0	1	1	0	11		
	Team					1	0	1		0							
	Totals		21-47	5-11	13-22	10	17	27	24	60	6	17	1	6	200		

FG % 1st Half: 11-24 45.8% 2nd half: 10-23 43.5% Game: 21-47 44.7%
 3FG % 1st Half: 4-9 44.4% 2nd half: 1-2 50.0% Game: 5-11 45.5%
 FT % 1st Half: 6-9 66.7% 2nd half: 7-13 53.8% Game: 13-22 59.1%

Nebraska 75 • 2-1

#	Player	Total			3-Ptr			Rebounds			PF	TP	A	TO	Blk	Stl	Min
		FG-FGA	FG-FGA	FT-FTA	Off	Def	Tot	Off	Def	Tot							
24	Hammond, Jake	r	1-3	0-0	2-4	4	3	7	2	4	0	1	1	0	13		
31	Shields, Shavon	r	6-13	2-7	7-10	1	4	5	1	21	7	4	1	2	36		
00	Webster, Tai	g	1-4	1-2	2-3	2	2	4	2	5	4	1	0	2	31		
03	White III, Andrew	g	7-12	4-9	2-2	2	2	4	3	20	0	3	0	0	26		
32	Parker, Benny	g	2-4	2-3	2-2	1	1	2	1	8	3	2	0	0	28		
05	Watson Jr., Glynn	g	2-4	1-1	2-2	0	1	1	3	7	3	0	0	0	15		
10	McVeigh, Jack	g	3-7	2-6	0-0	0	2	2	1	8	2	0	0	3	21		
12	Jacobson, Michael	g	0-1	0-0	0-0	1	0	1	4	0	1	0	0	0	9		
23	Fuller, Nick	g	0-0	0-0	2-2	0	0	0	0	2	0	0	0	0	4		
30	Morrow Jr., Ed	g	0-2	0-0	0-0	3	2	5	0	0	4	2	0	0	17		
	Team					1	2	3		0							
	Totals		22-50	12-28	19-25	15	19	34	22	75	19	16	4	7	200		

FG % 1st Half: 14-28 50.0% 2nd half: 8-22 36.4% Game: 22-50 44.0%
 3FG % 1st Half: 7-13 53.8% 2nd half: 5-15 33.3% Game: 12-28 42.9%
 FT % 1st Half: 11-14 78.6% 2nd half: 8-11 72.7% Game: 19-25 76.0%

Officials: Bill Ek, Rob Kueneman, Evon Burroughs
 Technical fouls: Delaware State-None. Nebraska-None.
 Attendance: 15447
 Actual Attendance: 10,170

Score by periods	1st	2nd	Total
Delaware State	32	28	60
Nebraska	46	29	75

Points	In	Off	2nd	Fast	Bench
DSUM	Paint	T/O	Chance	Break	
NEB	24	23	13	4	38
NEB	16	24	9	4	17

Last FG - DSUM 2nd-05-09, NEB 2nd-01-52.
 Largest lead - DSUM by 4 1st-17-45, NEB by 25 2nd-11-54.
 DSUM led for 06:16. NEB led for 32:15. Game was tied for 01:29.

Score tied - 3 times.
 Lead changed - 4 times.

Nebraska vs Villanova
11/17/15 8:45 PM at The Pavilion (Villanova, Pa.)

Nebraska 63 • 1-1

#	Player	Total			3-Ptr			Rebounds			PF	TP	A	TO	Blk	Stl	Min
		FG-FGA	FG-FGA	FT-FTA	Off	Def	Tot	Off	Def	Tot							
24	Hammond, Jake	r	0-0	0-0	1-2	2	1	3	4	1	0	3	0	0	13		
31	Shields, Shavon	r	4-12	2-5	2-2	2	6	8	0	12	2	0	0	0	30		
00	Webster, Tai	g	1-7	0-2	0-1	0	1	1	2	2	3	6	0	2	25		
03	White III, Andrew	g	6-11	3-5	3-4	1	5	6	3	18	0	2	0	1	30		
32	Parker, Benny	g	1-4	1-3	0-0	0	1	1	4	3	1	4	0	1	25		
04	Trueblood, Johnny	g	1-1	0-0	0-0	0	0	0	0	2	0	0	0	0	1		
05	Watson Jr., Glynn	g	5-15	0-4	2-2	1	1	2	1	12	2	2	0	0	25		
10	McVeigh, Jack	g	2-6	1-3	0-0	3	1	4	2	5	1	1	0	0	19		
11	Evelyn, Bakari	g	0-1	0-1	0-0	0	0	0	0	0	0	0	0	0	2		
12	Jacobson, Michael	g	0-0	0-0	2-2	0	1	1	0	2	0	1	0	0	7		
23	Fuller, Nick	g	0-0	0-0	0-0	0	1	1	1	0	0	1	0	0	6		
30	Morrow Jr., Ed	g	3-4	0-0	0-0	2	3	5	4	6	0	2	1	0	17		
	Team					6	2	8		2							
	Totals		23-61	7-23	10-13	17	23	40	21	63	9	22	2	7	200		

FG % 1st Half: 10-31 32.3% 2nd half: 13-30 43.3% Game: 23-61 37.7%
 3FG % 1st Half: 4-13 30.8% 2nd half: 3-10 30.0% Game: 7-23 30.4%
 FT % 1st Half: 1-1 100.0% 2nd half: 9-12 75.0% Game: 10-13 76.9%

Villanova 87 • 2-0

#	Player	Total			3-Ptr			Rebounds			PF	TP	A	TO	Blk	Stl	Min
		FG-FGA	FG-FGA	FT-FTA	Off	Def	Tot	Off	Def	Tot							

NEBRASKA GAME-BY-GAME BOX SCORES

Arkansas-Pine Bluff vs Nebraska
11/24/15 7:05 p.m. at Pinnacle Bank Arena (Lincoln, Neb.)

Arkansas-Pine Bluff 44 • 1-4

#	Player	Total			3-Ptr			Rebounds			PF	TP	A	TO	Blk	Stl	Min
		FG-FGA	FG-FGA	FT-FTA	FG-FGA	FG-FGA	FT-FTA	Off	Def	Tot							
02	HANDLEY, Thaddeus	r	3-3	0-0	0-0	1	4	5	2	6	0	1	0	3	22		
22	LOVE, JoVAUGHN	r	1-9	0-2	3-4	1	4	5	3	5	2	0	0	0	30		
34	BERRY, Devin	r	0-1	0-0	0-0	0	1	1	2	0	2	1	0	5	5		
14	WALLACE, Marcus	g	1-3	0-1	0-0	0	2	2	0	2	1	0	0	0	27		
23	ROBINSON, Ghiavonni	g	3-11	1-3	6-11	0	2	2	2	13	1	1	0	2	32		
01	JACKSON, Charles	g	3-7	1-3	1-2	1	1	2	4	8	0	2	0	0	12		
10	LYNCH, Jaquan	g	1-3	1-3	0-0	0	1	1	0	3	1	0	0	0	15		
12	CUNNINGHAM, Marquis	g	1-3	0-0	0-1	1	2	3	1	2	0	0	1	0	12		
13	COX, Austin	g	0-0	0-0	0-0	0	1	1	1	0	0	0	0	0	3		
15	WHITTING, Trent	g	0-1	0-0	0-0	0	0	0	2	0	0	1	0	0	8		
21	JOHNSON, Larry	g	0-1	0-0	0-0	0	0	0	1	0	0	0	0	1	3		
25	PARKER, Chauncy	g	1-2	0-0	1-2	1	3	4	2	3	1	2	4	0	11		
30	BAYLESS, Deshon	g	1-3	0-1	0-0	1	3	4	5	2	0	0	0	0	13		
52	TILLMAN, David	g	0-2	0-0	0-0	0	0	0	2	0	2	1	0	7			
	Team					1	2	3									
	Totals		15-49	3-13	11-20	7	26	33	27	44	6	12	7	6	200		

FG % 1st Half: 6-26 23.1% 2nd half: 9-23 39.1% Game: 15-49 30.6%
3FG % 1st Half: 0-5 0.0% 2nd half: 3-8 37.5% Game: 3-13 23.1%
FT % 1st Half: 4-10 40.0% 2nd half: 7-10 70.0% Game: 11-20 55.0%

Nebraska 67 • 4-1

#	Player	Total			3-Ptr			Rebounds			PF	TP	A	TO	Blk	Stl	Min
		FG-FGA	FG-FGA	FT-FTA	FG-FGA	FG-FGA	FT-FTA	Off	Def	Tot							
24	Hammond, Jake	r	3-5	0-0	0-0	3	4	7	1	6	0	0	0	0	16		
31	Shields, Shavon	r	6-11	0-1	3-5	2	3	5	2	15	2	1	0	1	24		
00	Webster, Tai	g	1-3	0-1	2-3	1	4	5	3	4	2	2	1	0	23		
03	White III, Andrew	g	5-11	1-6	5-6	1	4	5	2	16	0	2	0	1	21		
32	Parker, Benny	g	0-4	0-2	0-1	0	0	0	1	0	0	0	0	0	21		
04	Trueblood, Johnny	g	0-0	0-0	0-0	0	0	0	0	0	0	0	0	1	1		
05	Watson Jr., Glynn	g	2-4	1-1	1-1	0	1	1	0	6	3	0	0	2	20		
10	McVeigh, Jack	g	0-7	0-5	1-2	0	4	4	2	1	1	1	0	0	19		
11	Evelyn, Bakari	g	2-4	0-2	2-2	2	1	3	0	6	1	0	0	0	8		
12	Jacobson, Michael	g	1-2	0-0	4-4	2	6	8	4	6	0	2	0	0	14		
15	Laws, Malcolm	g	0-0	0-0	0-0	0	0	0	1	0	0	0	0	0	3		
20	Borchardt, Tanner	g	0-0	0-0	0-0	0	0	0	1	0	1	0	0	0	5		
23	Fuller, Nick	g	0-1	0-1	3-4	1	1	2	1	3	0	0	0	1	10		
30	Morrow Jr., Ed	g	1-3	0-0	2-4	2	3	5	3	4	1	2	3	0	15		
	Team					2	3	5									
	Totals		21-55	2-19	23-32	16	34	50	21	67	10	11	4	5	200		

FG % 1st Half: 11-34 32.4% 2nd half: 10-21 47.6% Game: 21-55 38.2%
3FG % 1st Half: 2-10 20.0% 2nd half: 0-9 0.0% Game: 2-19 10.5%
FT % 1st Half: 10-15 66.7% 2nd half: 13-17 76.5% Game: 23-32 71.9%

Officials: Chris Beaver, Earl Walton, Gerald Williams
Technical fouls: Arkansas-Pine Bluff-None. Nebraska-None.
Attendance: 15502
Actual Attendance: 10539

Score by periods	1st	2nd	Total
Arkansas-Pine Bluff	16	28	44
Nebraska	34	33	67

Last FG - UAPBM 2nd-01:00, NEB 2nd-00:26.
Largest lead - UAPBM None, NEB by 26 2nd-08:59.
UAPBM led for 00:00. NEB led for 38:48. Game was tied for 01:12.

Score tied - 1 time.
Lead changed - 0 times.

Nebraska vs Cincinnati
11/27/15 6:30 p.m. at Brooklyn, N.Y. (Barclays Center)

Nebraska 61 • 4-2

#	Player	Total			3-Ptr			Rebounds			PF	TP	A	TO	Blk	Stl	Min
		FG-FGA	FG-FGA	FT-FTA	FG-FGA	FG-FGA	FT-FTA	Off	Def	Tot							
24	Hammond, Jake	r	3-4	0-0	1-1	0	0	0	3	7	0	0	1	0	18		
31	Shields, Shavon	r	6-9	0-1	2-3	0	2	2	5	14	1	4	0	0	20		
00	Webster, Tai	g	7-12	2-3	5-5	3	5	8	2	21	3	1	0	0	29		
03	White III, Andrew	g	2-10	2-5	2-2	1	4	5	0	8	1	4	2	1	28		
32	Parker, Benny	g	0-2	0-2	0-0	0	3	3	3	0	1	1	0	3	30		
05	Watson Jr., Glynn	g	2-9	1-2	0-0	0	2	2	0	5	3	0	0	3	25		
10	McVeigh, Jack	g	2-5	2-3	0-0	1	2	3	2	6	2	1	0	2	26		
12	Jacobson, Michael	g	0-0	0-0	0-0	0	0	0	0	1	0	0	0	0	5		
23	Fuller, Nick	g	0-0	0-0	0-0	0	0	0	0	0	0	0	0	0	1		
30	Morrow Jr., Ed	g	0-1	0-0	0-0	0	3	3	4	0	1	1	1	0	18		
	Team					2	1	3									
	Totals		22-52	7-16	10-11	7	22	29	20	61	12	12	4	9	200		

FG % 1st Half: 10-24 41.7% 2nd half: 12-28 42.9% Game: 22-52 42.3%
3FG % 1st Half: 4-7 57.1% 2nd half: 3-9 33.3% Game: 7-16 43.8%
FT % 1st Half: 1-2 50.0% 2nd half: 9-9 100.0% Game: 10-11 90.9%

Cincinnati 65 • 6-0

#	Player	Total			3-Ptr			Rebounds			PF	TP	A	TO	Blk	Stl	Min
		FG-FGA	FG-FGA	FT-FTA	FG-FGA	FG-FGA	FT-FTA	Off	Def	Tot							
02	ELLIS, Octavius	r	4-9	0-0	4-8	7	2	9	2	12	2	3	2	0	24		
11	CLARK, Gary	r	2-6	0-0	2-2	2	2	4	2	6	2	2	0	1	30		
24	THOMAS, Shaq	r	4-8	2-2	4-6	1	3	4	3	14	0	2	0	0	26		
00	COBPAIN, Troy	g	5-11	4-8	3-4	0	3	3	2	17	1	0	1	0	29		
21	COBB, Farad	g	1-6	0-1	0-0	0	2	2	0	2	1	0	0	1	16		
00	MOORE, Quadri	g	1-1	0-0	0-0	0	0	0	0	2	0	0	0	1	4		
01	EVANS, Jacob	g	1-3	0-2	2-2	0	7	7	1	4	4	1	0	0	19		
03	JENIFER, Justin	g	0-2	0-1	0-0	0	0	0	1	0	2	1	0	0	11		
22	DeBERRY, Coreontae	g	2-3	0-0	0-0	1	1	2	1	4	0	1	0	1	16		
25	JOHNSON, Kevin	g	1-5	1-3	1-2	3	2	5	1	4	3	1	0	1	25		
	Team					2	1	3									
	Totals		21-54	7-17	16-24	16	23	39	13	65	15	11	3	5	200		

FG % 1st Half: 10-30 33.3% 2nd half: 11-24 45.8% Game: 21-54 38.9%
3FG % 1st Half: 4-8 50.0% 2nd half: 3-9 33.3% Game: 7-17 41.2%
FT % 1st Half: 1-4 25.0% 2nd half: 15-20 75.0% Game: 16-24 66.7%

Officials: Roger Ayers, Brent Hampton, Brian O'Connell
Technical fouls: Nebraska-None. Cincinnati-None.
Attendance:
Barclays Center Classic Presented by Honda

Score by periods	1st	2nd	Total
Nebraska	25	36	61
Cincinnati	25	40	65

	Points	In	Off	2nd	Fast	Bench
Nebraska	26	14	6	6	6	11
CIN	26	9	22	2	2	14

Last FG - NEB 2nd-00:09, CIN 2nd-03:09.
Largest lead - NEB by 6 1st-07:59, CIN by 8 2nd-03:09.
NEB led for 16:39. CIN led for 20:27. Game was tied for 02:50.

Score tied - 6 times.
Lead changed - 10 times.

Official Basketball Box Score -- Game Totals -- Final Statistics
Miami (FL) vs Nebraska
12/01/15 8:05 p.m. at Pinnacle Bank Arena (Lincoln, Neb.)

Miami (FL) 77 • 6-1

#	Player	Total			3-Ptr			Rebounds			PF	TP	A	TO	Blk	Stl	Min
		FG-FGA	FG-FGA	FT-FTA	FG-FGA	FG-FGA	FT-FTA	Off	Def	Tot							
21	Murphy, Kamari	r	5-6	0-0	0-0	1	4	5	4	10	0	2	1	0	29		
23	Jekiri, Tonye	e	2-8	0-1	3-3	2	8	10	3	7	2	2	2	0	39		
05	Reed, Davon	g	1-10	1-6	5-6	1	3	4	2	8	0	1	0	0	32		
10	McClellan, Sheldon	g	3-8	1-2	7-9	2	2	4	2	14	0	2	0	1	43		
13	Rodriguez, Angel	g	5-11	2-5	3-4	0	4	4	1	15	4	4	1	3	36		
00	Newton, Ja'Quan	g	3-6	0-2	4-5	0	2	2	1	10	2	2	0	0	20		
03	Lawrence, Anthony	g	5-7	2-3	1-1	2	5	7	1	13	0	0	0	0	14		
12	Palmer, James	g	0-0	0-0	0-0	0	0	0	0	1	0	0	0	0	3		
33	CruzUceda, Ivan	g	0-2	0-2	0-0												

NEBRASKA GAME-BY-GAME BOX SCORES

Abilene Christian vs Nebraska
12/05/15 1:05 p.m. at Pinnacle Bank Arena (Lincoln, Neb.)

Abilene Christian 63 • 3-5

#	Player	Total			3-Ptr			Rebounds			PF	TP	A	TO	Bk	Stl	Min
		FG-FGA	FG-FGA	FT-FTA	FG-FGA	FG-FGA	FT-FTA	Off	Def	Tot							
12	Cooke, Austin	r	3-7	3-6	0-0	1	2	3	2	9	0	3	1	0	29		
00	Franklin, Jaylen	g	5-9	0-0	4-6	0	5	5	1	14	1	3	0	4	35		
03	Wentz, Parker	g	0-1	0-1	4-4	0	1	1	2	4	0	5	0	1	28		
04	Crnic, Jovan	g	5-13	2-6	1-1	0	2	2	2	13	2	4	0	0	37		
33	Porter, Duran	g	6-10	0-0	5-6	1	1	2	4	17	0	0	2	0	20		
01	Lewis, Jaren	g	0-0	0-0	0-0	0	3	3	4	0	0	0	0	0	11		
10	Tripp, Isaiah	g	0-0	0-0	0-0	0	0	0	0	0	0	0	0	0	3		
15	Farquhar, Hayden	g	0-1	0-1	0-0	0	0	0	1	0	1	0	0	0	7		
22	Green, Drake	g	1-3	0-1	0-0	0	1	1	3	2	1	1	1	1	18		
23	Howell, Hayden	g	2-3	0-0	0-0	0	1	1	4	4	0	4	0	2	12		
Team																	
Totals			22-47	5-15	14-17	4	21	25	23	63	5	20	4	8	200		

FG % 1st Half: 12-25 48.0% 2nd half: 10-22 45.5% Game: 22-47 46.8%
3FG % 1st Half: 4-9 44.4% 2nd half: 1-6 16.7% Game: 5-15 33.3%
FT % 1st Half: 6-9 66.7% 2nd half: 8-8 100.0% Game: 14-17 82.4%

Nebraska 73 • 6-3

#	Player	Total			3-Ptr			Rebounds			PF	TP	A	TO	Bk	Stl	Min
		FG-FGA	FG-FGA	FT-FTA	FG-FGA	FG-FGA	FT-FTA	Off	Def	Tot							
30	Morrow Jr., Ed	r	0-2	0-0	3-4	3	1	4	3	3	0	1	0	0	11		
31	Shields, Shavon	r	6-9	0-1	9-10	0	4	4	0	21	2	3	0	2	34		
00	Webster, Tai	g	5-12	0-1	0-2	0	5	5	3	10	0	0	2	1	37		
03	White III, Andrew	g	6-15	4-12	14-16	4	3	7	3	30	0	0	1	4	32		
32	Parker, Benny	g	1-3	0-0	1-2	0	5	5	2	3	3	5	0	0	25		
05	Watson Jr., Glynn	g	1-2	0-1	0-2	0	2	2	2	2	5	2	0	2	22		
10	McVeigh, Jack	g	0-2	0-1	0-0	1	0	1	1	0	0	0	0	0	7		
11	Evelyn, Bakari	g	0-0	0-0	0-0	0	0	0	0	0	0	1	0	0	2		
12	Jacobson, Michael	g	1-3	0-0	0-0	2	0	2	3	2	0	0	0	1	13		
23	Fuller, Nick	g	1-1	0-0	0-0	0	0	0	0	0	0	0	0	1	5		
24	Hammond, Jake	g	0-0	0-0	0-0	1	1	2	1	0	0	0	2	1	12		
Team																	
Totals			21-49	4-16	27-36	11	23	34	18	73	10	12	5	12	200		

FG % 1st Half: 12-26 46.2% 2nd half: 9-23 39.1% Game: 21-49 42.9%
3FG % 1st Half: 2-8 25.0% 2nd half: 2-8 25.0% Game: 4-16 25.0%
FT % 1st Half: 10-14 71.4% 2nd half: 17-22 77.3% Game: 27-36 75.0%

Officials: Glenn Mayborg, Frank Spencer, Rhett Lamoreaux
Technical fouls: Abilene Christian-None. Nebraska-None.
Attendance: 15491

Actual Attendance: 10,205
Technical foul - NEB 12:01 2nd half (class B)

Score by periods	1st	2nd	Total
Abilene Christian	34	29	63
Nebraska	36	37	73

Last FG - ACU 2nd-02:50, NEB 2nd-02:26.
Largest lead - ACU by 5 1st-14:50, NEB by 13 2nd-10:30.
ACU led for 07:29. NEB led for 29:28. Game was tied for 03:03.

Nebraska vs Creighton
12/9/15 7:05 pm at Omaha, Neb. (CenturyLink Center Omaha)

Nebraska 67 • 6-4

#	Player	Total			3-Ptr			Rebounds			PF	TP	A	TO	Bk	Stl	Min
		FG-FGA	FG-FGA	FT-FTA	FG-FGA	FG-FGA	FT-FTA	Off	Def	Tot							
12	Jacobson, Michael	r	2-4	0-0	2-2	0	1	1	1	6	2	0	1	1	15		
00	Webster, Tai	g	6-12	1-5	2-2	0	3	3	2	15	3	4	1	1	33		
03	White III, Andrew	g	11-21	3-8	3-5	2	8	10	4	28	0	2	0	3	37		
31	Shields, Shavon	g	3-8	0-1	0-0	0	6	6	3	6	2	5	1	2	36		
32	Parker, Benny	g	2-7	0-4	0-0	1	2	3	4	4	2	0	0	1	28		
05	Watson Jr., Glynn	g	0-5	0-1	0-0	0	2	2	5	0	1	0	0	0	13		
10	McVeigh, Jack	g	0-2	0-1	0-1	2	3	5	1	0	0	0	0	0	12		
11	Evelyn, Bakari	g	0-1	0-1	0-0	0	0	0	2	0	0	0	0	0	2		
24	Hammond, Jake	g	2-4	0-0	2-3	3	1	4	1	6	1	1	1	0	14		
30	Morrow Jr., Ed	g	1-4	0-0	0-0	1	1	2	3	2	0	2	1	0	10		
Team																	
Totals			27-68	4-21	9-13	9	27	36	27	67	11	14	5	8	200		

FG % 1st Half: 10-32 31.3% 2nd half: 17-36 47.2% Game: 27-68 39.7%
3FG % 1st Half: 2-11 18.2% 2nd half: 2-10 20.0% Game: 4-21 19.0%
FT % 1st Half: 8-11 72.7% 2nd half: 1-2 50.0% Game: 9-13 69.2%

Creighton 83 • 6-3

#	Player	Total			3-Ptr			Rebounds			PF	TP	A	TO	Bk	Stl	Min
		FG-FGA	FG-FGA	FT-FTA	FG-FGA	FG-FGA	FT-FTA	Off	Def	Tot							
13	HUFF,Cole	r	2-6	0-4	0-0	0	1	1	2	4	0	1	1	0	16		
41	GROSELLE,Geoffrey	c	7-10	0-0	1-2	1	3	4	3	15	1	2	2	2	24		
02	THOMAS,Khyri	g	2-3	0-0	3-4	1	8	9	2	7	7	2	0	1	22		
10	WATSON Jr.,Maurice	g	3-4	1-1	7-10	0	4	4	3	14	4	3	0	0	36		
21	ZIERDEN,Isaiah	g	5-7	2-4	5-7	1	5	6	2	17	3	2	0	3	36		
04	HARELL JR.,Ronnie	g	0-0	0-0	1-2	1	0	1	1	1	0	1	0	0	5		
11	CLEMENT,Tyler	g	1-2	0-0	1-2	0	0	0	0	3	0	1	0	0	5		
23	MILLIKEN,James	g	2-8	1-3	2-4	0	1	1	1	7	2	0	0	0	24		
32	HEGNER,Toby	g	3-7	2-5	0-0	0	4	4	1	8	0	0	1	0	18		
40	HANSON,Zach	g	3-7	0-0	1-3	0	5	5	2	7	0	0	0	0	14		
Team																	
Totals			28-54	6-17	21-34	6	34	40	17	83	17	13	4	6	200		

FG % 1st Half: 14-29 48.3% 2nd half: 14-25 56.0% Game: 28-54 51.9%
3FG % 1st Half: 2-7 28.6% 2nd half: 4-10 40.0% Game: 6-17 35.3%
FT % 1st Half: 6-11 54.5% 2nd half: 15-23 65.2% Game: 21-34 61.8%

Officials: Mike Eades, Tom Eades, Tim Clougherty
Technical fouls: Nebraska-TEAM. Creighton-None.
Attendance: 17766
Fouled out: Visitor #5 with 1:25 left in the 2nd half.

Score by periods	1st	2nd	Total
Nebraska	30	37	67
Creighton	36	47	83

Last FG - NEB 2nd-00:30, CU 2nd-03:35.
Largest lead - NEB None, CU by 19 2nd-06:40.
NEB led for 00:00. CU led for 39:45. Game was tied for 00:15.

Rhode Island vs Nebraska
12/13/15 1:02 p.m. at Pinnacle Bank Arena (Lincoln, Neb.)

Rhode Island 67 • 6-4

#	Player	Total			3-Ptr			Rebounds			PF	TP	A	TO	Bk	Stl	Min
		FG-FGA	FG-FGA	FT-FTA	FG-FGA	FG-FGA	FT-FTA	Off	Def	Tot							
12	MARTIN, Hassan	r	3-4	0-0	0-0	1	1	2	4	6	2	1	2	0	17		
23	IVERSON, Kuran	r	7-12	0-2	1-3	2	6	8	4	15	0	4	2	0	35		
01	GARRETT, Jarvis	g	6-14	3-5	0-1	0	4	4	4	15	5	3	0	2	32		
04	McGLYNN, Four	g	2-10	2-7	2-2	2	1	3	2	8	0	3	0	1	36		
32	TERRILL, Jared	g	3-8	2-4	0-0	1	4	5	2	8	4	3	0	0	38		
25	THOMPSON, Christian	g	3-4	2-2	0-0	1	2	3	2	8	0	0	0	1	14		
33	WATSON, Earl	g	2-2	0-0	1-2	0	1	1	2	5	1	1	1	0	21		
45	AKELE, Nicola	g	1-1	0-0	0-0	1	0	1	1	2	0	0	0	0	7		
Team																	
Totals			27-55	9-20	4-8	9	19	28	21	67	12	17	5	4	200		

FG % 1st Half: 15-27 55.6% 2nd half: 12-28 42.9% Game: 27-55 49.1%
3FG % 1st Half: 4-9 44.4% 2nd half: 5-11 45.5% Game: 9-20 45.0%
FT % 1st Half: 3-4 75.0% 2nd half: 1-4 25.0% Game: 4-8 50.0%

Nebraska 70 • 7-4

#	Player	Total			3-Ptr			Rebounds			PF	TP	A	TO	Bk	Stl	Min
		FG-FGA	FG-FGA	FT-FTA	FG-FGA	FG-FGA	FT-FTA	Off	Def	Tot							
12	Jacobson, Michael	r	3-6	1-1	4-4	1	3	4	1	11	2	1	1	1	26		
00	Webster, Tai	g	1-3	0-0	3-3	0	0	0	2	5	3	3	1	0	26		
03	White III, Andrew	g	2-5	1-2	6-6	0	2	2	3	11	2	5	1	1	26		
31	Shields, Shavon	g	7-17	1-2	4-5	3	4	7	0	19	3	2	0	2	39		
32	Parker, Benny	g	1-2	1-1	0-0	0	1	1	2	3	0	2	0	1	24		
05	Watson Jr., Glynn	g	7-9	2-2	1-2	0	2	2	2	17	2	1	0	1	21		
10	McVeigh, Jack	g	0-0	0-0	1-2	0	2	2	1	1	0	1	1	0	13		
23	Fuller, Nick	g	1-1	0-0	1-2	0	3	3	0	3	0	0	0	1	11		
24	Hammond, Jake	g	0-0	0-0	0-0	0	3	3	1	0	0	1	0	0	10		
30	Morrow Jr., Ed	g	0-0	0-0	0-0	0	0	0	0	0	0	0	0	0	4		
Team																	
Totals			22-43	6-8	20-24	5	21	26	12	70	12	17	4	7	200		

FG % 1st Half: 11-25 44.0% 2nd half: 11-18 61.1% Game: 22-43 51.2%
3FG % 1st Half: 2-3 66.7% 2nd half: 4-5 80.0% Game: 6-8 75.0%
FT % 1st Half: 8-8 100.0% 2nd half: 12-16 75.0% Game: 20-24 83.3%

Officials: Bo Boroski, Mark Whitehead, Steve McJunkins
Technical fouls: Rhode Island-None. Nebraska-None.
Attendance: 15496
Actual Attendance: 10,681
TECHNICAL FOUL 16:45 (2nd HALF) URI #12

Score by periods	1st	2nd	Total
Rhode Island	37	30	67
Nebraska	32	38	70

Last FG - URI 2nd-00:11, NEB 2nd-00:22.
Largest lead - URI by 11 1st-05:58, NEB by 6 1st-18:22.
URI led for 29:13. NEB led for 07:36. Game was tied for 03:11.

Samford vs Nebraska
12/20/15 6:06 p.m. at Pinnacle Bank Arena (Lincoln, Neb.)

Samford 69 • 8-4

#	Player	Total			3-Ptr			Rebounds			PF	TP	A	TO	Bk	Stl	Min
		FG-FGA	FG-FGA	FT-FTA	FG-FGA	FG-FGA	FT-FTA	Off	Def	Tot							
01	Shabazz, Jamal	r	1-1	1-1	1-3	1	2	3	2	4	0	3	0	0	19		
23	Johnson, Iman	r	1-3	1-													

NEBRASKA GAME-BY-GAME BOX SCORES

Prairie View A&M vs Nebraska

12/22/15 7:05 p.m. at Pinnacle Bank Arena (Lincoln, Neb.)

Prairie View A&M 50 • 0-11

#	Player	Total		3-Ptr		Rebounds			PF	TP	A	TO	Blk	Stl	Min
		FG-FGA	FT-FTA	FG-FGA	FT-FTA	Off	Def	Tot							
21	Miller, Tyler	r	0-0	0-0	0-0	1	1	2	3	0	0	1	0	0	12
23	Williams, Admassu	r	1-2	0-0	5-7	2	4	6	2	7	1	2	0	0	21
01	Johnson, Jayrn	g	0-3	0-1	0-0	0	1	1	2	0	0	1	0	0	16
02	Lomax, Avery	g	3-8	0-2	0-0	1	2	3	4	6	0	2	0	1	19
05	Bellinger, Tevin	g	3-16	1-5	0-0	0	2	2	2	7	1	3	0	4	37
03	Giddings, Jordan	g	0-2	0-1	0-0	0	1	1	3	0	0	0	0	0	19
14	Hamilton, Zachary	g	6-11	0-2	1-1	3	1	4	1	13	0	1	0	2	31
15	Wilson, Nolan	g	0-0	0-0	1-2	2	1	3	3	1	0	2	0	0	13
22	Dobbs, Charleston	g	0-0	0-0	0-0	0	2	2	2	0	0	0	0	0	4
30	York, Karim	g	5-11	0-2	6-6	0	5	5	2	16	0	2	2	0	28
	Team					0	0	0			3				
	Totals		18-53	1-13	13-16	9	20	29	24	50	2	17	2	7	200

FG % 1st Half: 12-29 41.4% 2nd half: 6-24 25.0% Game: 18-53 34.0%
 3FG % 1st Half: 1-6 16.7% 2nd half: 0-7 0.0% Game: 1-13 7.7%
 FT % 1st Half: 3-3 100.0 2nd half: 10-13 76.9% Game: 13-16 81.3%

Nebraska 81 • 8-5

#	Player	Total		3-Ptr		Rebounds			PF	TP	A	TO	Blk	Stl	Min
		FG-FGA	FT-FTA	FG-FGA	FT-FTA	Off	Def	Tot							
12	Jacobson, Michael	r	1-3	0-0	1-4	1	3	4	1	3	0	0	0	0	21
31	Shields, Shavon	r	5-13	0-2	9-10	2	3	5	0	19	4	1	0	2	28
03	White III, Andrew	g	8-11	2-4	1-2	0	5	5	2	19	1	1	0	0	27
05	Watson Jr., Glynn	g	0-3	0-1	2-2	0	3	3	0	2	2	2	0	2	27
32	Parker, Benny	g	3-6	1-4	1-2	0	3	3	3	8	4	0	0	2	22
00	Webster, Tai	g	4-6	0-0	2-2	1	2	3	0	10	2	2	0	3	21
04	Trueblood, Johnny	g	0-0	0-0	0-0	0	0	0	0	0	2	0	0	0	2
10	McVeigh, Jack	g	2-3	1-2	4-4	2	1	3	3	9	2	3	0	0	19
11	Evelyn, Bakari	g	0-1	0-1	0-0	0	0	0	1	0	0	1	0	0	5
20	Borchardt, Tanner	g	0-0	0-0	0-0	0	1	1	0	0	0	0	0	0	2
23	Fuller, Nick	g	3-5	0-0	1-1	0	0	0	2	7	0	1	0	0	9
24	Hammond, Jake	g	0-1	0-0	0-2	2	1	3	3	0	0	0	0	0	5
30	Morrow Jr., Ed	g	2-4	0-0	0-2	3	3	6	3	4	0	1	0	0	12
	Team					2	3	5			1				
	Totals		28-56	4-14	21-29	13	28	41	18	81	17	13	0	9	200

FG % 1st Half: 10-24 41.7% 2nd half: 18-32 56.3% Game: 28-56 50.0%
 3FG % 1st Half: 1-6 16.7% 2nd half: 3-8 37.5% Game: 4-14 28.6%
 FT % 1st Half: 10-14 71.4% 2nd half: 11-15 73.3% Game: 21-29 72.4%

Officials: Lewis Garrison, Kelly Pfeifer, Gerald Williams
 Technical fouls: Prairie View A&M-None. Nebraska-None.
 Attendance: 14754
 Actual Attendance: 10091

Score by periods	1st	2nd	Total
Prairie View A&M	28	22	50
Nebraska	31	50	81

Last FG - PVAM 2nd-03:19, NEB 2nd-00:37.
 Largest lead - PVAM by 1 1st-19:09, NEB by 32 2nd-01:37.
 PVAM led for 02:22. NEB led for 37:22. Game was tied for 00:16.

Points In Off 2nd Fast Bench
 PVAM 24 11 4 2 30
 NEB 42 24 13 10 30

Score tied - 0 times.
 Lead changed - 6 times.

Indiana vs Nebraska

01/02/16 3:06 p.m. at Pinnacle Bank Arena (Lincoln, Neb.)

Indiana 79 • 12-3, 0-2

#	Player	Total		3-Ptr		Rebounds			PF	TP	A	TO	Blk	Stl	Min
		FG-FGA	FT-FTA	FG-FGA	FT-FTA	Off	Def	Tot							
05	Williams, Troy	r	4-7	0-1	0-0	1	4	5	4	8	1	4	0	1	27
30	Hartman, Collin	r	1-3	1-2	0-0	0	3	3	4	3	1	1	1	0	26
31	Bryant, Thomas	c	8-10	0-0	3-5	2	2	4	2	19	1	1	3	0	29
04	Johnson, Robert	g	1-4	1-2	0-2	0	4	4	2	3	4	3	0	0	24
11	Ferrell, Kevin Yogi	g	8-13	4-5	4-7	0	3	3	2	24	7	4	0	1	38
00	Biefeldt, Max	g	0-4	0-1	3-4	1	5	6	0	3	1	1	0	1	19
02	Zeisloft, Nick	g	2-6	2-6	0-0	0	1	1	2	6	0	0	0	0	20
03	Anunoby, O.G.	g	4-4	1-1	2-3	0	3	3	3	11	0	0	0	2	11
13	Morgan, Juwan	g	0-0	0-0	2-2	1	1	2	0	2	1	0	0	1	6
	Team					1	1	2							
	Totals		28-51	9-18	14-23	6	27	33	19	79	16	14	4	6	200

FG % 1st Half: 13-26 50.0% 2nd half: 15-25 60.0% Game: 28-51 54.9%
 3FG % 1st Half: 4-9 44.4% 2nd half: 5-9 55.6% Game: 9-18 50.0%
 FT % 1st Half: 6-9 66.7% 2nd half: 8-14 57.1% Game: 14-23 60.9%

Nebraska 69 • 8-7, 0-2

#	Player	Total		3-Ptr		Rebounds			PF	TP	A	TO	Blk	Stl	Min
		FG-FGA	FT-FTA	FG-FGA	FT-FTA	Off	Def	Tot							
12	Jacobson, Michael	r	2-4	0-1	1-2	0	1	1	3	5	0	1	1	3	28
31	Shields, Shavon	r	3-13	1-1	3-3	1	5	6	4	10	6	3	0	1	35
03	White III, Andrew	g	5-10	3-7	3-4	0	6	6	4	16	1	4	0	0	33
05	Watson Jr., Glynn	g	3-11	0-4	1-2	0	3	3	4	7	1	2	1	0	25
32	Parker, Benny	g	3-7	1-3	3-4	1	1	2	2	10	2	0	0	2	33
00	Webster, Tai	g	1-1	0-0	0-0	0	1	1	2	2	0	1	0	1	12
10	McVeigh, Jack	g	6-8	3-4	1-3	1	5	6	2	16	1	2	0	1	24
24	Hammond, Jake	g	0-0	0-0	1-2	0	1	1	0	1	0	0	1	0	5
30	Morrow Jr., Ed	g	1-1	0-0	0-0	2	1	3	3	2	0	1	1	0	5
	Team					2	0	2							
	Totals		24-55	8-20	13-20	7	24	31	24	69	11	14	4	8	200

FG % 1st Half: 15-29 51.7% 2nd half: 9-26 34.6% Game: 24-55 43.6%
 3FG % 1st Half: 5-11 45.5% 2nd half: 3-9 33.3% Game: 8-20 40.0%
 FT % 1st Half: 4-7 57.1% 2nd half: 9-13 69.2% Game: 13-20 65.0%

Officials: Ted Valentine, Lewis Garrison, Kelly Pfeifer
 Technical fouls: Indiana-None. Nebraska-McVeigh, Jack.
 Attendance: 14961
 Actual Attendance: 13831
 Technical Fouls: Nebraska - McVeigh, Jack

Score by periods	1st	2nd	Total
Indiana	36	43	79
Nebraska	39	30	69

Last FG - IND 2nd-04:29, NEB 2nd-00:40.
 Largest lead - IND by 12 2nd-09:09, NEB by 6 1st-02:06.
 IND led for 25:14. NEB led for 10:15. Game was tied for 04:05.

Points In Off 2nd Fast Bench
 IND 32 16 7 8 22
 NEB 28 16 11 6 21

Score tied - 6 times.
 Lead changed - 6 times.

Northwestern vs Nebraska

12/30/15 3:05 p.m. at Pinnacle Bank Arena (Lincoln, Neb.)

Northwestern 81 • 13-1, 1-0

#	Player	Total		3-Ptr		Rebounds			PF	TP	A	TO	Blk	Stl	Min
		FG-FGA	FT-FTA	FG-FGA	FT-FTA	Off	Def	Tot							
34	Lumpkin, Sanjay	r	0-1	0-0	0-0	2	5	7	3	0	0	2	0	0	32
35	Falzon, Aaron	r	4-6	4-6	0-0	1	3	4	0	12	0	1	0	0	24
01	van Zegeren, Joey	c	1-3	0-0	0-0	1	2	3	1	2	0	1	0	1	11
14	Demps, Tre	g	6-16	3-7	2-4	0	4	4	0	17	4	0	0	1	36
30	McIntosh, Bryant	g	4-14	0-5	3-3	2	0	2	0	11	8	1	0	0	37
05	Pardon, Derek	g	11-14	0-0	6-8	7	5	12	4	28	0	0	1	1	29
20	Lindsey, Scottie	g	3-4	3-4	0-0	0	3	3	1	9	1	1	0	0	23
23	Ash, Jordan	g	0-0	0-0	0-0	0	0	0	0	0	0	0	0	0	0+
32	Taphorn, Nathan	g	0-0	0-0	2-2	0	0	0	0	2	0	0	0	0	0+
44	Skelly, Gavin	g	0-0	0-0	0-0	0	1	1	2	0	1	0	0	0	8
	Team					1	3	4			1				
	Totals		29-58	10-23	13-17	14	26	40	11	81	14	7	1	3	200

FG % 1st Half: 13-29 44.8% 2nd half: 16-29 55.2% Game: 29-58 50.0%
 3FG % 1st Half: 5-13 38.5% 2nd half: 5-10 50.0% Game: 10-23 43.5%
 FT % 1st Half: 4-6 66.7% 2nd half: 9-11 81.8% Game: 13-17 76.5%

Nebraska 72 • 8-6, 0-1

#	Player	Total		3-Ptr		Rebounds			PF	TP	A	TO	Blk	Stl	Min
		FG-FGA	FT-FTA	FG-FGA	FT-FTA	Off	Def	Tot							
12	Jacobson, Michael	r	3-4	0-0	1-1	3	1	4	5	7	0	0	1	1	18
31	Shields, Shavon	r	4-12	0-3	1-1	2	2	4	2	9	2	3	0	0	37
03	White III, Andrew	g	8-14	5-8	1-1	0	5	5	1	22	2	0	1	0	33
05	Watson Jr., Glynn	g	1-5	0-1	0-0	0	1	1	3	2	4	0	0	0	15
32	Parker, Benny	g	6-12	5-10	0-0	0	5	5	2	17	7	1	0	2	34
00	Webster, Tai	g	3-7	1-2	4-5	2	1	3	0	11	1	0	0	0	30
10	McVeigh, Jack	g	0-2	0-2	0-0	0	2	2	0	0	2	0	0	0	13
23	Fuller, Nick	g	0-1	0-0	0-0	1	0	1	2	0	0	1	0	0	7
30	Morrow Jr., Ed	g	2-3	0-0	0-0	0	0	0	1	4	0	0	1	0	13
	Team					0	0	0			1				
	Totals		27-60	11-26	7-8	8	17	25	16	72	18	6	3	3	200

FG % 1st Half: 15-31 48.4% 2nd half: 12-29 41.4% Game: 27-60 45.0%
 3FG % 1st Half: 4-11 36.4% 2nd half: 4-11 36.4% Game: 10-23 43.5%
 FT % 1st Half: 1-1 100.0 2nd half: 6-7 85.7% Game:

NEBRASKA GAME-BY-GAME BOX SCORES

Nebraska vs Rutgers
01/09/16 5:00 p.m. at Piscataway, N.J. (The RAC)

Nebraska 90 • 9-8, 1-3

#	Player	Total		3-Ptr		Rebounds			PF	TP	A	TO	Blk	Stl	Min
		FG-FGA	FG-FGA	FG-FGA	FT-FTA	Off	Def	Tot							
12	Jacobson, Michael	r	1-4	0-0	1-2	3	4	7	3	3	1	1	2	0	15
31	Shields, Shavon	r	4-8	1-4	2-2	0	2	2	2	11	1	1	1	0	30
03	White III, Andrew	g	11-14	5-7	1-1	3	6	9	2	28	2	0	0	0	24
05	Watson Jr., Glynn	g	4-8	0-2	4-4	0	0	0	4	12	4	1	0	2	20
32	Parker, Benny	g	2-2	0-0	0-0	0	1	1	3	4	3	1	0	3	22
00	Webster, Tai	g	3-10	0-0	0-0	1	4	5	0	6	2	2	0	1	25
04	Trueblood, Johnny	g	0-0	0-0	0-0	0	0	0	0	0	0	0	0	0	3
10	McVeigh, Jack	g	3-7	1-5	0-1	1	3	4	0	7	1	0	0	1	18
11	Evelyn, Bakari	g	2-3	0-0	0-0	0	2	2	0	4	0	3	0	0	7
15	Laws, Malcolm	g	0-0	0-0	0-0	0	1	1	0	0	0	0	0	1	3
20	Borchardt, Tanner	g	0-0	0-0	0-0	0	2	2	0	0	0	0	0	0	4
23	Fuller, Nick	g	2-2	0-0	0-2	1	0	1	2	4	0	0	0	0	7
24	Hammond, Jake	g	0-2	0-0	1-2	1	0	1	1	1	1	1	0	0	9
30	Morrow Jr., Ed	g	5-5	0-0	0-0	3	0	3	2	10	0	1	1	0	13
	Team					2	3	5							
	Totals		37-65	7-18	9-14	15	28	43	19	90	15	11	4	8	200

FG % 1st Half: 18-33 54.5% 2nd half: 19-32 59.4% Game: 37-65 56.9%
 3FG % 1st Half: 4-7 57.1% 2nd half: 3-11 27.3% Game: 7-18 38.9%
 FT % 1st Half: 6-8 75.0% 2nd half: 3-6 50.0% Game: 9-14 64.3%

Rutgers 56 • 6-11, 0-4

#	Player	Total		3-Ptr		Rebounds			PF	TP	A	TO	Blk	Stl	Min
		FG-FGA	FG-FGA	FG-FGA	FT-FTA	Off	Def	Tot							
01	Foreman, D.J.	r	1-4	0-0	4-6	0	1	1	4	6	0	2	0	2	25
35	Lewis, Greg	c	3-4	0-0	0-4	2	2	4	0	6	0	1	1	0	24
02	Daniels, Bishop	g	3-10	0-3	1-2	2	4	6	2	7	3	3	0	0	32
03	Sanders, Corey	g	2-12	0-5	5-6	2	3	5	1	9	2	3	0	1	34
31	Grier, Omari	g	0-5	0-1	3-3	1	0	1	2	3	0	2	0	0	21
05	Williams, Mike	g	7-12	1-4	7-7	1	3	4	1	22	0	0	1	1	29
10	Goode, Justin	g	1-2	1-2	0-0	0	2	2	2	3	2	0	0	0	24
13	Batie, Khalil	g	0-1	0-1	0-0	0	0	0	0	0	1	0	0	0	3
15	Dadika, Jake	g	0-1	0-1	0-0	0	1	1	0	0	0	0	0	0	4
23	Hyde, Jalen	g	0-0	0-0	0-0	0	0	0	0	0	0	1	0	0	4
	Team					1	0	1							
	Totals		17-51	2-17	20-28	9	16	25	12	56	8	12	2	4	200

FG % 1st Half: 8-24 33.3% 2nd half: 9-27 33.3% Game: 17-51 33.3%
 3FG % 1st Half: 0-7 0.0% 2nd half: 2-10 20.0% Game: 2-17 11.8%
 FT % 1st Half: 10-15 66.7% 2nd half: 10-13 76.9% Game: 20-28 71.4%

Officials: Glenn "Buddy" Mayborg, Paul Szelc, Rob Riley
 Technical fouls: Nebraska-None. Rutgers-None.
 Attendance: 4454

Score by periods	1st	2nd	Total
Nebraska	46	44	90
Rutgers	26	30	56

	Points	In Paint	Off T/O	2nd Chance	Fast Break	Bench
Nebraska	52	22	20	12	32	
Rutgers	26	6	9	0	25	

Last FG - NEB 2nd-00:08, RU 2nd-01:28
 Largest lead - NEB by 36 2nd-05:26, RU None.
 NEB led for 39:45. RU led for 00:00. Game was tied for 00:15.

Score tied - 0 times.
 Lead changed - 0 times.

Nebraska vs Illinois
01/16/16 1:30 p.m. at State Farm Center; Champaign, Ill.

Nebraska 78 • 11-8, 3-3 B1G

#	Player	Total		3-Ptr		Rebounds			PF	TP	A	TO	Blk	Stl	Min
		FG-FGA	FG-FGA	FG-FGA	FT-FTA	Off	Def	Tot							
12	Jacobson, Michael	r	1-1	0-0	0-0	1	1	2	1	2	0	1	1	0	12
31	Shields, Shavon	r	5-17	1-2	3-4	2	4	6	2	14	5	2	1	0	37
03	White III, Andrew	g	7-12	2-6	5-7	2	11	13	3	21	3	2	0	0	34
05	Watson Jr., Glynn	g	7-13	1-2	2-3	0	2	3	3	17	1	2	1	1	33
32	Parker, Benny	g	0-0	0-0	0-0	0	4	4	1	0	0	1	0	1	20
00	Webster, Tai	g	6-8	2-3	2-2	0	6	6	4	16	1	0	0	0	28
10	McVeigh, Jack	g	1-2	0-0	0-0	0	1	1	2	2	0	0	0	0	8
30	Morrow Jr., Ed	g	3-3	0-0	0-2	3	3	6	2	6	0	2	1	0	28
	Team					0	1	1							
	Totals		30-56	6-13	12-18	8	34	42	15	78	10	10	4	2	200

FG % 1st Half: 16-29 55.2% 2nd half: 14-27 51.9% Game: 30-56 53.6%
 3FG % 1st Half: 3-6 50.0% 2nd half: 3-7 42.9% Game: 6-13 46.2%
 FT % 1st Half: 4-6 66.7% 2nd half: 8-12 66.7% Game: 12-18 66.7%

Illinois 67 • 9-9, 1-4 B1G

#	Player	Total		3-Ptr		Rebounds			PF	TP	A	TO	Blk	Stl	Min
		FG-FGA	FG-FGA	FG-FGA	FT-FTA	Off	Def	Tot							
43	Finke, Michael	r	4-9	3-8	0-0	2	1	3	4	11	0	2	0	0	28
00	Williams, D.J.	g	0-2	0-2	0-0	0	1	1	2	0	0	0	0	0	7
01	Tate, Jaylon	g	2-3	1-1	0-0	0	3	3	1	5	3	0	0	1	23
05	Coleman-Lands, Jalen	g	3-9	3-8	2-2	0	2	2	4	11	2	0	0	0	27
21	Hill, Malcolm	g	6-13	0-3	5-9	0	4	4	4	17	7	2	0	1	38
03	Lewis, Khalid	g	0-1	0-0	0-0	0	2	2	1	0	2	0	0	0	17
22	Morgan, Maverick	g	2-3	0-0	0-0	0	0	0	1	4	0	0	0	0	15
23	Jordan, Aaron	g	1-4	1-4	1-2	0	0	0	2	4	0	0	0	0	9
25	Nunn, Kendrick	g	5-14	3-10	2-2	1	4	5	0	15	2	1	0	1	35
44	Austin, Alex	g	0-1	0-1	0-0	0	0	0	0	0	0	0	0	0	1
	Team					0	4	4							
	Totals		23-59	11-37	10-15	3	21	24	19	67	16	6	0	3	200

FG % 1st Half: 10-29 34.5% 2nd half: 13-30 43.3% Game: 23-59 39.0%
 3FG % 1st Half: 6-20 30.0% 2nd half: 5-17 29.4% Game: 11-37 29.7%
 FT % 1st Half: 4-4 100.0% 2nd half: 6-11 54.5% Game: 10-15 66.7%

Officials: Ted Valentine, Gene Steratore, Kelly Pfeifer
 Technical fouls: Nebraska-None. Illinois-None.
 Attendance: 12510

Score by periods	1st	2nd	Total
Nebraska	39	39	78
Illinois	30	37	67

	Points	In Paint	Off T/O	2nd Chance	Fast Break	Bench
Nebraska	34	9	10	0	24	
Illinois	20	10	5	4	23	

Last FG - NEB 2nd-01:24, ILL 2nd-01:02
 Largest lead - NEB by 14 2nd-13:29, ILL by 4 1st-14:58
 NEB led for 32:03. ILL led for 04:48. Game was tied for 03:09.

Score tied - 2 times.
 Lead changed - 4 times.

Minnesota vs Nebraska
01/12/16 8:06 p.m. at Pinnacle Bank Arena (Lincoln, Neb.)

Minnesota 59 • 6-11, 0-5

#	Player	Total		3-Ptr		Rebounds			PF	TP	A	TO	Blk	Stl	Min
		FG-FGA	FG-FGA	FG-FGA	FT-FTA	Off	Def	Tot							
03	Murphy, Jordan	r	6-10	0-2	0-0	4	4	8	5	12	1	4	0	0	26
21	Konate, Bakary	c	2-4	0-0	1-2	1	1	2	3	5	0	1	1	0	21
01	McBrayer, Dupree	g	3-4	0-1	0-0	0	1	1	4	6	2	2	0	1	19
02	Mason, Nate	g	3-7	0-1	2-2	0	0	0	3	8	0	4	0	0	26
32	Gilbert, Ahmad	g	3-10	1-7	0-0	0	3	3	0	7	2	0	0	4	18
04	Dorsey, Kevin	g	0-5	0-1	5-6	0	1	1	0	5	1	1	0	0	20
11	Morris, Carlos	g	1-3	0-1	2-4	0	0	0	2	4	0	3	1	2	19
15	Sharp, Stephen	g	0-0	0-0	0-0	0	0	0	1	0	1	0	1	0	5
23	Buggs, Charles	g	0-1	0-1	0-0	0	1	1	0	0	0	0	0	0	17
24	King, Joey	g	3-7	2-4	2-2	1	1	2	0	10	0	1	0	0	21
41	Diedhiou, Gaston	g	0-1	0-0	2-2	0	0	0	1	2	0	0	0	0	8
	Team					1	3	4							
	Totals		21-52	3-18	14-18	7	15	22	19	59	7	16	3	7	200

FG % 1st Half: 8-23 34.8% 2nd half: 13-29 44.8% Game: 21-52 40.4%
 3FG % 1st Half: 0-7 0.0% 2nd half: 3-11 27.3% Game: 3-18 16.7%
 FT % 1st Half: 10-12 83.3% 2nd half: 4-6 66.7% Game: 14-18 77.8%

Nebraska 84 • 10-8, 2-3

#	Player	Total		3-Ptr		Rebounds			PF	TP	A	TO	Blk	Stl
---	--------	-------	--	-------	--	----------	--	--	----	----	---	----	-----	-----

NEBRASKA GAME-BY-GAME BOX SCORES

Michigan vs Nebraska
01/23/16 1:05 p.m. at Pinnacle Bank Arena (Lincoln, Neb.)

Michigan 81 • 15-5, 5-2

#	Player	Total			3-Ptr			Rebounds			PF	TP	A	TO	Bk	Stl	Min	
		FG	FGA	%	FG	FGA	%	Off	Def	Tot								
22	Robinson, Duncan	r	6	12	3	7	6	6	0	2	2	2	21	3	1	0	2	39
34	Donnal, Mark	r	4	8	0	0	6	8	4	0	4	1	14	0	0	2	0	26
10	Walton Jr., Derrick	g	5	8	4	6	5	6	2	10	12	3	19	6	4	0	2	37
12	Abdur-Rahkman, M-A	g	2	5	1	1	3	3	0	3	3	4	8	3	3	0	0	25
21	Irvin, Zak	g	3	7	2	4	0	0	0	4	4	1	8	5	0	0	1	37
03	Chatman, Kameron	g	0	0	0	0	0	0	0	0	0	0	0	0	1	0	1	3
11	Dakich, Andrew	g	0	0	0	0	0	0	0	0	0	0	0	0	0	0	0	0+
13	Wagner, Moritz	g	2	2	0	0	0	1	1	2	2	4	0	2	0	0	0	8
24	Dawkins, Aubrey	g	2	4	1	3	0	0	1	1	2	1	5	1	0	0	0	19
32	Doyle, Ricky	g	1	1	0	0	0	0	2	2	1	2	0	1	0	0	0	6
	Team								0	1	1							
	Totals		25	47	11	21	20	23	8	24	32	15	81	18	14	2	6	200

FG % 1st Half: 10-25 40.0% 2nd half: 15-22 68.2% Game: 25-47 53.2% Deaddball Rebounds 1
 3FG % 1st Half: 6-11 54.5% 2nd half: 5-10 50.0% Game: 11-21 52.4%
 FT % 1st Half: 7-10 70.0% 2nd half: 13-13 100.0% Game: 20-23 87.0%

Nebraska 68 • 12-9, 4-4

#	Player	Total			3-Ptr			Rebounds			PF	TP	A	TO	Bk	Stl	Min	
		FG	FGA	%	FG	FGA	%	Off	Def	Tot								
12	Jacobson, Michael	r	1	1	0	0	0	2	1	3	4	2	1	0	0	0	16	
31	Shields, Shavon	r	4	11	1	3	2	5	1	2	3	2	11	3	5	2	1	33
03	White III, Andrew	g	6	14	2	8	1	1	1	3	4	3	15	1	1	0	1	34
05	Watson Jr., Glynn	g	6	12	1	5	2	2	0	0	0	3	15	2	0	0	1	31
32	Parker, Benny	g	2	4	1	3	0	0	2	2	3	5	2	1	0	1	24	
00	Webster, Tai	g	5	8	1	2	1	1	4	4	5	2	12	0	2	0	5	29
10	McVeigh, Jack	g	1	2	0	1	0	0	0	1	1	0	2	2	0	0	0	10
11	Evelyn, Bakari	g	0	0	0	0	0	0	0	0	0	0	0	0	0	0	0	0+
30	Morrow Jr., Ed	g	3	6	0	0	0	3	3	6	1	6	0	1	1	0	23	
	Team							0	0	0								
	Totals		28	58	6	22	6	9	8	16	24	18	68	11	10	3	9	200

FG % 1st Half: 13-31 41.9% 2nd half: 15-27 55.6% Game: 28-58 48.3% Deaddball Rebounds 1
 3FG % 1st Half: 2-12 16.7% 2nd half: 4-10 40.0% Game: 6-22 27.3%
 FT % 1st Half: 2-2 100.0% 2nd half: 4-7 57.1% Game: 6-9 66.7%

Officials: Glenn Mayborg, Eric Curry, Chris Beaver
 Technical fouls: Michigan-None. Nebraska-None.
 Attendance: 15745

Score by periods	1st	2nd	Total
Michigan	33	48	81
Nebraska	30	38	68

Points	In	Off	2nd	Fast	Bench
	Paint	T/O	Chance	Break	
MICH	24	7	9	4	11
NEB	40	20	6	8	20

Last FG - MICH 2nd-00:10, NEB 2nd-00:48.
 Largest lead - MICH by 18 2nd-13:30, NEB by 2 1st-19:18.
 MICH led for 36:56, NEB led for 00:57. Game was tied for 02:07.

Score tied - 2 times.
 Lead changed - 1 time.

Nebraska vs Purdue
01/30/16 4:30 PM at West Lafayette, Ind. | Mackey Arena

Nebraska 74 • 12-10, 4-5

#	Player	Total			3-Ptr			Rebounds			PF	TP	A	TO	Bk	Stl	Min	
		FG	FGA	%	FG	FGA	%	Off	Def	Tot								
12	Jacobson, Michael	r	0	4	0	0	0	0	2	2	2	0	0	0	2	0	27	
31	Shields, Shavon	r	6	9	1	1	3	4	0	1	1	5	16	1	1	1	2	23
03	White III, Andrew	g	7	14	2	4	2	2	1	5	6	4	18	0	1	0	1	33
05	Watson Jr., Glynn	g	5	10	1	3	0	0	0	0	0	4	11	2	0	0	1	23
32	Parker, Benny	g	3	7	1	5	0	0	0	0	0	1	7	5	0	0	0	28
00	Webster, Tai	g	6	10	1	3	4	5	0	4	4	3	17	1	5	0	3	28
10	McVeigh, Jack	g	1	7	1	5	2	2	1	1	2	0	5	3	1	0	2	23
11	Evelyn, Bakari	g	0	0	0	0	0	0	0	0	0	0	0	0	0	0	0	2
24	Hammond, Jake	g	0	0	0	0	0	0	1	0	1	2	0	0	0	0	1	6
30	Morrow Jr., Ed	g	0	1	0	0	0	0	0	1	1	2	0	1	0	0	7	
	Team								4	1	5							
	Totals		28	62	7	21	11	13	7	15	22	23	74	12	9	3	10	200

FG % 1st Half: 13-30 43.3% 2nd half: 15-32 46.9% Game: 28-62 45.2% Deaddball Rebounds 1
 3FG % 1st Half: 3-7 42.9% 2nd half: 4-14 28.6% Game: 7-21 33.3%
 FT % 1st Half: 6-7 85.7% 2nd half: 5-6 83.3% Game: 11-13 84.6%

Purdue 89 • 19-4, 7-3

#	Player	Total			3-Ptr			Rebounds			PF	TP	A	TO	Bk	Stl	Min	
		FG	FGA	%	FG	FGA	%	Off	Def	Tot								
12	Edwards, Vince	r	2	11	1	3	0	0	2	1	3	2	5	6	3	0	0	32
50	Swanigan, Caleb	r	2	5	0	1	2	2	10	12	2	6	5	3	0	0	0	25
20	Hammons, A.J.	c	14	17	0	0	4	4	3	8	11	1	32	5	2	4	1	29
03	Thompson, P.J.	g	1	3	0	0	4	4	1	1	2	1	6	7	0	0	0	33
35	Davis, Rapheal	g	5	8	4	5	3	5	1	5	6	2	17	2	2	0	0	38
01	Hill, Johnny	g	1	2	0	0	0	0	0	0	0	1	2	1	2	0	1	10
14	Cline, Ryan	g	2	3	2	3	0	0	0	0	0	0	6	0	1	0	0	12
31	Mathias, Dakota	g	1	1	0	0	0	0	1	1	3	2	0	0	0	0	0	9
44	Haas, Isaac	g	5	6	0	0	3	3	0	1	1	1	13	1	1	1	0	12
	Team								1	1	2							
	Totals		33	56	7	12	16	18	10	28	38	13	89	27	15	5	2	200

FG % 1st Half: 15-29 51.7% 2nd half: 18-27 66.7% Game: 33-56 58.9% Deaddball Rebounds 0
 3FG % 1st Half: 2-5 40.0% 2nd half: 5-7 71.4% Game: 7-12 58.3%
 FT % 1st Half: 12-13 92.3% 2nd half: 4-5 80.0% Game: 16-18 88.9%

Officials: Terry Wymer, Ray Perone, Bill Ek
 Technical fouls: Nebraska-None. Purdue-None.
 Attendance: 14846

Score by periods	1st	2nd	Total
Nebraska	35	39	74
Purdue	44	45	89

Points	In	Off	2nd	Fast	Bench
	Paint	T/O	Chance	Break	
NEB	32	22	2	10	22
PURDUE	38	11	11	0	23

Last FG - NEB 2nd-00:22, PURDUE 2nd-00:41.
 Largest lead - NEB by 2 1st-12:38, PURDUE by 17 2nd-00:31.
 NEB led for 00:39, PURDUE led for 38:51. Game was tied for 00:30.

Score tied - 2 times.
 Lead changed - 4 times.

Maryland vs Nebraska
02/03/16 7:36 p.m. at Pinnacle Bank Arena (Lincoln, Neb.)

Maryland 70 • 20-3, 9-2

#	Player	Total			3-Ptr			Rebounds			PF	TP	A	TO	Bk	Stl	Min	
		FG	FGA	%	FG	FGA	%	Off	Def	Tot								
04	Carter,Robert	r	0	3	0	1	4	2	2	4	4	5	4	0	0	0	16	
10	Layman,Jake	r	3	7	0	2	0	0	8	8	2	6	1	2	1	0	35	
33	Stone,Diamond	c	8	15	0	0	3	5	5	10	3	16	1	2	8	0	34	
00	Sulaimon,Rasheed	g	4	7	1	2	2	0	3	3	3	11	1	0	0	0	24	
02	Tribble,Melo	g	5	7	3	5	7	9	0	2	2	20	3	4	0	2	36	
01	Brantley,Jaylen	g	0	0	0	0	0	0	0	0	0	0	0	0	0	0	2	
11	Nickens,Jared	g	4	7	3	6	0	1	2	3	0	11	1	1	1	1	23	
15	Cekovsky,Michal	g	1	2	0	0	0	1	1	2	1	2	0	1	0	0	7	
21	Ram,Varun	g	0	0	0	0	0	0	3	2	2	0	1	0	0	1	7	
35	Dodd,Damonte	g	0	1	0	0	0	2	4	6	3	0	1	2	3	0	16	
	Team							1	2	3								
	Totals		25	49	7	16	13	22	12	31	43	18	70	14	18	13	4	200

FG % 1st Half: 11-23 47.8% 2nd half: 14-26 53.8% Game: 25-49 51.0% Deaddball Rebounds 2
 3FG % 1st Half: 3-6 50.0% 2nd half: 4-10 40.0% Game: 7-16 43.8%
 FT % 1st Half: 4-10 40.0% 2nd half: 9-12 75.0% Game: 13-22 59.1%

Nebraska 65 • 12-11, 4-6

#	Player	Total			3-Ptr			Rebounds			PF	TP	A	TO	Bk	Stl	Min	
		FG	FGA	%	FG	FGA	%	Off	Def	Tot								
12	Jacobson, Michael	r	4	9	1	2	1	1	4	3	7	2	10	0	1	1	0	30
31	Shields, Shavon	r	4	17	0	3	3	4	5	2	7	3	11	4	1	0	2	35
03	White III, Andrew	g	6	14	3	7	4	6	3	6	9	2	19	0	0	2	37	
05	Watson Jr., Glynn	g	4	11	1	2	1	2	0	0	0	3	10	0	0	1	19	
32	Parker, Benny	g	2	6	2	5	0	0	1	1	4	6	1	1	0	1	26	
00	Webster, Tai	g	1	5	0	2	6	7	1	4	5	1	8	1	1	0	3	32
10	McVeigh, Jack	g	0	3	0	2	0	0	1	1	0	0	0	1	0	0	0	11
24	Hammond, Jake	g	0	1	0	0	1	2	0	0	0	3	1	0	0	0	0	7
30																		

NEBRASKA GAME-BY-GAME BOX SCORES

Nebraska vs Wisconsin
02/10/16 6pm at Kohl Center, Madison, Wis.

Nebraska 61 • 13-12, 5-7

#	Player	Total			3-Ptr			Rebounds			PF	TP	A	TO	Blk	Stl	Min
		FG-FGA	FG-FGA	FT-FTA	FG-FGA	FG-FGA	FT-FTA	Off	Def	Tot							
10	McVeigh, Jack	r	3-7	2-5	0-0	0	1	1	3	8	0	1	1	0	23		
12	Jacobson, Michael	r	2-5	0-0	2-4	5	4	9	3	6	1	1	1	0	23		
32	Parker, Benny	r	3-7	0-1	2-2	2	4	6	2	8	3	2	0	0	31		
03	White III, Andrew	g	5-11	0-2	0-0	1	6	7	3	10	0	1	0	1	28		
05	Watson Jr., Glynn	g	6-14	2-4	2-2	1	0	1	0	16	1	2	0	0	36		
00	Webster, Tai	g	4-11	0-1	1-2	0	1	1	4	9	2	0	0	1	26		
11	Evelyn, Bakari		0-0	0-0	0-0	0	0	0	0	0	0	0	0	0	1		
23	Fuller, Nick		1-3	0-0	0-0	0	0	0	4	2	0	1	0	0	17		
24	Hammond, Jake		0-1	0-0	2-2	3	3	6	4	2	0	2	2	1	15		
Team						2	0	2									
Totals			24-59	4-13	9-12	14	19	33	23	61	7	10	4	3	200		

FG % 1st Half: 10-26 38.5% 2nd half: 14-33 42.4% Game: 24-59 40.7% Deadball Rebounds
3FG % 1st Half: 1-5 20.0% 2nd half: 3-8 37.5% Game: 4-13 30.8% 2.1
FT % 1st Half: 5-8 62.5% 2nd half: 4-4 100.0 Game: 9-12 75.0%

Wisconsin 72 • 15-9, 7-4

#	Player	Total			3-Ptr			Rebounds			PF	TP	A	TO	Blk	Stl	Min
		FG-FGA	FG-FGA	FT-FTA	FG-FGA	FG-FGA	FT-FTA	Off	Def	Tot							
10	Hayes, Nigel	r	7-14	1-4	5-6	0	2	2	1	20	0	2	1	0	38		
22	Happ, Ethan	r	0-3	0-0	2-4	1	2	3	1	2	3	1	0	2	17		
30	Brown, Vitto	r	6-7	3-3	3-4	0	5	5	1	18	2	2	1	1	34		
03	Showalter, Zak	g	3-5	2-2	2-6	1	4	5	3	10	3	1	0	0	29		
24	Koenig, Bronson	g	4-7	3-4	1-2	0	3	3	3	12	2	1	0	1	34		
05	Moesch, Aaron		0-0	0-0	0-0	0	0	0	0	0	0	0	0	0	1		
11	Hill, Jordan		2-5	2-5	1-2	0	0	0	3	7	2	1	0	0	27		
15	Thomas, Charlie		0-0	0-0	0-0	0	0	0	0	0	0	0	0	0	2		
21	Iverson, Khalil		0-0	0-0	0-0	0	0	0	0	0	0	2	0	0	4		
25	Illikainen, Alex		0-2	0-0	3-4	2	3	5	1	3	1	1	0	0	14		
Team						3	2	5									
Totals			22-43	11-18	17-28	7	21	28	13	72	13	11	2	4	200		

FG % 1st Half: 11-21 52.4% 2nd half: 11-22 50.0% Game: 22-43 51.2% Deadball Rebounds
3FG % 1st Half: 4-6 66.7% 2nd half: 7-12 58.3% Game: 11-18 61.1% 5.1
FT % 1st Half: 4-6 66.7% 2nd half: 13-22 59.1% Game: 17-28 60.7%

Officials: Lamont Simpson, John Gaffney, Donnie Eppley
Technical fouls: Nebraska-None. Wisconsin-None.
Attendance: 17287

Score by periods	1st	2nd	Total
Nebraska	26	35	61
Wisconsin	30	42	72

Points	In	Off	2nd	Fast	Bench
	Paint	T/O	Chance	Break	
NEB	24	8	18	4	13
WIS	16	14	7	0	10

Last FG - NEB 2nd-00:27, WIS 2nd-02:49.
Largest lead - NEB by 6 1st-12:00, WIS by 17 2nd-05:00.
NEB led for 06:32. WIS led for 32:11. Game was tied for 01:17.

Score tied - 1 time.
Lead changed - 2 times.

2015-16 Nebraska Basketball
Nebraska Combined Team Statistics (as of Feb 12, 2016)
All games

RECORD:	OVERALL	HOME	AWAY	NEUTRAL
ALL GAMES	13-12	9-6	3-5	1-1
CONFERENCE	5-7	2-4	3-3	0-0
NON-CONFERENCE	8-5	7-2	0-2	1-1

##	Player	gp-gs	min	avg	Total		3-Point		F-Throw		Rebounds				pf	dq	a	to	blk	stl	pts	avg
					fg-fga	fg%	3fg-fga	3fg%	ft-fa	ft%	off	def	tot	avg								
03	White III, Andrew	25-25	722	28.9	147-292	.503	63-152	.414	66-83	.795	34	121	155	6.2	70	2	17	41	10	26	423	16.9
31	Shields, Shavon	24-24	729	30.4	139-296	.470	17-54	.315	81-109	.743	31	89	120	5.0	49	2	70	55	10	31	376	15.7
00	Webster, Tai	25-12	671	26.8	91-189	.481	15-42	.357	51-65	.785	18	79	97	3.9	51	1	43	52	5	32	248	9.9
05	Watson Jr., Glynn	25-13	581	23.2	86-215	.400	17-55	.309	33-44	.750	5	37	42	1.7	56	1	65	25	2	31	222	8.9
10	McVeigh, Jack	25-1	416	16.6	42-114	.368	24-73	.329	17-25	.680	19	51	70	2.8	32	0	28	18	3	14	125	5.0
32	Parker, Benny	25-25	632	25.3	43-115	.374	22-65	.338	13-17	.765	9	49	58	2.3	54	1	58	30	0	24	121	4.8
12	Jacobson, Michael	25-16	422	16.9	36-78	.462	3-7	.429	40-50	.800	40	59	99	4.0	54	1	9	13	16	12	115	4.6
30	Morrow Jr., Ed	24-1	331	13.8	40-64	.625	0-0	.000	10-21	.476	38	48	86	3.6	53	1	2	28	15	0	90	3.8
23	Fuller, Nick	17-0	147	8.6	12-22	.545	0-2	.000	16-29	.552	12	14	26	1.5	19	0	3	10	2	6	40	2.4
24	Hammond, Jake	21-8	232	11.0	17-41	.415	0-0	.000	14-31	.452	31	32	63	3.0	37	0	4	12	13	4	48	2.3
11	Evelyn, Bakari	14-0	73	5.2	6-19	.316	1-11	.091	8-8	1.000	2	6	8	0.6	12	0	4	8	0	0	21	1.5
04	Trueblood, Johnny	8-0	26	3.3	2-4	.500	1-1	1.000	3-6	.500	0	2	2	0.3	0	0	4	1	0	1	8	1.0
20	Borchardt, Tanner	7-0	26	3.7	3-3	1.000	0-0	.000	0-0	.000	2	6	8	1.1	4	0	0	4	0	0	6	0.9
15	Laws, Malcolm	5-0	17	3.4	0-3	.000	0-1	.000	1-2	.500	0	2	2	0.4	4	0	0	0	0	1	1	0.2
Team											42	28	70		1		7					
Total.....		25	5025		664-1455	.456	163-463	.352	353-490	.720	283	623	906	36.2	496	9	307	304	76	182	1844	73.8
Opponents.....		25	5025		581-1339	.434	164-451	.364	391-549	.712	227	581	808	32.3	458	5	306	330	96	138	1717	68.7

TEAM STATISTICS	NEB	OPP	Date	Opponent	Score	Att.
SCORING	1844	1717	11/14/15	MISSISSIPPI VALLEY STATE	w 97-51	15489
Points per game	73.8	68.7	11/17/15	at Villanova	L 63-87	6500
Scoring margin	+5.1	-	11/19/15	DELAWARE STATE	w 75-60	15447
FIELD GOALS-ATT	664-1455	581-1339	11/22/15	SE LOUISIANA	w 92-65	15533
Field goal pct	.456	.434	11/24/15	ARKANSAS-PINE BLUFF	w 67-44	15502
3 POINT FG-ATT	163-463	164-451	11/27/15	vs Cincinnati	L 61-65	4127
3-point FG pct	.352	.364	11/28/15	vs Tennessee	w 82-71	0
3-pt FG made per game	6.5	6.6	12/01/15	MIAMI (FL)	Lot 72-77	15646
FREE THROWS-ATT	353-490	391-549	12/05/15	ABILENE CHRISTIAN	w 73-63	15491
Free throw pct	.720	.712	12/9/15	at Creighton	L 67-83	17766
F-Throws made per game	14.1	15.6	12/13/15	RHODE ISLAND	w 70-67	15496
REBOUNDS	906	808	12/20/15	SAMFORD	L 58-69	14871
Rebounds per game	36.2	32.3	12/22/15	PRAIRIE VIEW A&M	w 81-50	14754
Rebounding margin	+3.9	-	* 12/30/15	NORTHWESTERN	L 72-81	14924
ASSISTS	307	306	* 01/02/16	INDIANA	L 69-79	14961
Assists per game	12.3	12.2	* 01/05/16	at Iowa	L 66-77	11736
TURNOVERS	304	330	* 01/09/16	at Rutgers	w 90-56	4454
Turnovers per game	12.2	13.2	* 01/12/16	MINNESOTA	w 84-59	15628
Turnover margin	+1.0	-	** 01/16/16	at Illinois	w 78-67	12510
Assist/turnover ratio	1.0	0.9	* 1/20/16	at Michigan State	w 72-71	14797
STEALS	182	138	* 01/23/16	MICHIGAN	L 68-81	15745
Steals per game	7.3	5.5	* 01/30/16	at Purdue	L 74-89	14846
BLOCKS	76	96	* 02/03/16	MARYLAND	L 65-70	15693
Blocks per game	3.0	3.8	* 02/06/16	RUTGERS	w 87-63	15695
ATTENDANCE	230875	104023	* 02/10/16	at Wisconsin	L 61-72	17287
Home games-Avg/Game	15-15392	8-12487				
Neutral site-Avg/Game	-	2-2064				

* - Conference game

Score by Periods	1st	2nd	OT	Totals
Nebraska	889	951	4	1844
Opponents	767	941	9	1717

2015-16 Nebraska Basketball
Nebraska Combined Team Statistics (as of Feb 12, 2016)
Conference games

RECORD:	OVERALL	HOME	AWAY	NEUTRAL
ALL GAMES	5-7	2-4	3-3	0-0
CONFERENCE	5-7	2-4	3-3	0-0
NON-CONFERENCE	0-0	0-0	0-0	0-0

##	Player	gp-gs	min	avg	Total		3-Point		F-Throw		Rebounds				pf	dq	a	to	blk	stl	pts	avg
					fg-fga	fg%	3fg-fga	3fg%	ft-fta	ft%	off	def	tot	avg								
03	White III, Andrew	12-12	363	30.3	73-146	.500	31-75	.413	24-30	.800	17	66	83	6.9	34	1	13	15	2	10	201	16.8
31	Shields, Shavon	11-11	343	31.2	62-138	.449	8-25	.320	32-45	.711	15	34	49	4.5	27	1	32	20	7	11	164	14.9
00	Webster, Tai	12-0	321	26.8	45-91	.495	7-19	.368	30-38	.789	9	40	49	4.1	22	0	17	21	0	16	127	10.6
05	Watson Jr., Glynn	12-12	304	25.3	53-122	.434	7-28	.250	12-16	.750	2	12	14	1.2	31	0	31	12	2	15	125	10.4
32	Parker, Benny	12-12	303	25.3	25-61	.410	13-36	.361	5-6	.833	6	23	29	2.4	25	1	30	10	0	13	68	5.7
12	Jacobson, Michael	12-12	256	21.3	22-47	.468	2-5	.400	17-22	.773	26	31	57	4.8	35	1	4	6	13	5	63	5.3
10	McVeigh, Jack	12-1	197	16.4	23-60	.383	11-38	.289	3-6	.500	5	25	30	2.5	11	0	15	6	1	6	60	5.0
30	Morrow Jr., Ed	11-0	154	14.0	24-33	.727	0-0	.000	2-5	.400	17	20	37	3.4	20	0	0	11	6	0	50	4.5
23	Fuller, Nick	6-0	54	9.0	5-9	.556	0-0	.000	1-4	.250	4	2	6	1.0	10	0	1	4	1	2	11	1.8
04	Trueblood, Johnny	3-0	9	3.0	1-1	1.000	1-1	1.000	1-2	.500	0	1	1	0.3	0	0	0	0	0	0	4	1.3
11	Evelyn, Bakari	6-0	27	4.5	3-8	.375	0-3	.000	0-0	.000	0	3	3	0.5	4	0	1	3	0	0	6	1.0
20	Borchardt, Tanner	3-0	10	3.3	1-1	1.000	0-0	.000	0-0	.000	1	4	5	1.7	1	0	0	2	0	0	2	0.7
24	Hammond, Jake	8-0	53	6.6	0-5	.000	0-0	.000	5-8	.625	5	5	10	1.3	11	0	1	3	3	2	5	0.6
15	Laws, Malcolm	2-0	6	3.0	0-0	.000	0-0	.000	0-0	.000	0	1	1	0.5	0	0	0	0	0	1	0	0.0
Team											19	8	27				3					
Total.....		12	2400		337-722	.467	80-230	.348	132-182	.725	126	275	401	33.4	231	4	145	116	35	81	886	73.8
Opponents.....		12	2400		294-634	.464	94-227	.414	183-259	.707	109	283	392	32.7	184	2	177	144	45	52	865	72.1

TEAM STATISTICS	NEB	OPP	Date	Opponent	Score	Att.
SCORING	886	865	* 12/30/15	NORTHWESTERN	L 72-81	14924
Points per game	73.8	72.1	* 01/02/16	INDIANA	L 69-79	14961
Scoring margin	+1.8	-	* 01/05/16	at Iowa	L 66-77	11736
FIELD GOALS-ATT	337-722	294-634	* 01/09/16	at Rutgers	w 90-56	4454
Field goal pct	.467	.464	* 01/12/16	MINNESOTA	w 84-59	15628
3 POINT FG-ATT	80-230	94-227	** 01/16/16	at Illinois	w 78-67	12510
3-point FG pct	.348	.414	* 1/20/16	at Michigan State	w 72-71	14797
3-pt FG made per game	6.7	7.8	* 01/23/16	MICHIGAN	L 68-81	15745
FREE THROWS-ATT	132-182	183-259	* 01/30/16	at Purdue	L 74-89	14846
Free throw pct	.725	.707	* 02/03/16	MARYLAND	L 65-70	15693
F-Throws made per game	11.0	15.3	* 02/06/16	RUTGERS	w 87-63	15695
REBOUNDS	401	392	* 02/10/16	at Wisconsin	L 61-72	17287
Rebounds per game	33.4	32.7				
Rebounding margin	+0.8	-				
ASSISTS	145	177				
Assists per game	12.1	14.8				
TURNOVERS	116	144				
Turnovers per game	9.7	12.0				
Turnover margin	+2.3	-				
Assist/turnover ratio	1.3	1.2				
STEALS	81	52				
Steals per game	6.8	4.3				
BLOCKS	35	45				
Blocks per game	2.9	3.8				
ATTENDANCE	92646	75630				
Home games-Avg/Game	6-15441	6-12605				
Neutral site-Avg/Game	-	0-0				

* - Conference game

Score by Periods	1st	2nd	Totals
Nebraska	428	458	886
Opponents	389	476	865

2015-16 NEBRASKA CORNHUSKERS

No.	VL	Name	Pos.	Ht.	Wt.	Yr.	Hometown (Previous School)
0	**	Tai Webster	G	6-4	196	Jr.	Auckland, New Zealand (Westlake Boys)
1		Anton Gill ^	G	6-3	191	Jr.	Raleigh, N.C. (Louisville)
3		Andrew White III	G	6-7	216	Jr.	Richmond, Va. (Kansas)
4		Johnny Trueblood	G	6-4	195	Fr.	Omaha, Neb. (Elkhorn South)
5		Glynn Watson Jr.	G	6-0	165	Fr.	Bellwood, Ill. (St. Joseph)
10		Jack McVeigh	G/F	6-8	210	Fr.	Cabarita Beach, NSW, Australia (AIS)
11		Bakari Evelyn	G	6-2	178	Fr.	Detroit, Mich. (Gilbert Christian/Hillcrest Academy)
12		Michael Jacobson	F	6-8	222	Fr.	Waukee, Iowa (Waukee)
15		Malcolm Laws	G	6-1	190	So.	Orlando, Fla. (Florida Atlantic)
20		Tanner Borchardt	F	6-8	274	Fr.	Gothenburg, Neb. (Gothenburg)
23	*	Nick Fuller	G/F	6-7	204	So.	Sun Prairie, Wis. (Sun Prairie)
24	*	Jake Hammond	F	6-10	235	So.	Comanche, Okla. (Comanche)
30		Ed Morrow Jr.	F	6-7	225	Fr.	Chicago, Ill. (Simeon)
31	***	Shavon Shields	G/F	6-7	225	Sr.	Olathe, Kan. (Northwest HS)
32	***	Benny Parker	G	5-9	175	Sr.	Kansas City, Kan. (Sumner Academy)

^ will sit out 2015-16 season because of NCAA transfer rules

COACHING AND SUPPORT STAFF

Head Coach: Tim Miles, fourth season (University of Mary, 1989)

Assistant Coaches: Phil Beckner, first season (Kansas Wesleyan, 2005); Kenya Hunter, third season (Duquesne, 1996); Jim Molinari, second season (Illinois Wesleyan, 1977)

Director of Basketball Operations: Teddy Owens

Video Coordinator: Gregory Eaton

Basketball Strength Coach: Tim Wilson

Administrative Coordinator: Brett Sapp

Graduate Assistant Manager: Ali Farokhmanesh

PRONUNCIATIONS

Names	
Ali Farokhmanesh	fuh-ROAK-muh-NESH
Jim Molinari	Mole-in-AIR-ee
Shavon Shields	sha-VON
Tai Webster	Tie
Bakari Evelyn	Ba-car-ree EVE-Lynn
Tanner Borchardt	Boar-Kart
Glynn Watson Jr.	Glinn
Hometowns	
Olathe, Kan.	oh-LAY-thə

MEDIA INFORMATION

Men's Basketball Communications Contact: Shamus McKnight / Office: 402-472-7772 / Cell: 402-540-0268 / E-mail: smcknight@huskers.com

MEDIA PLANNER	Feb. 7 (Sun.)	Feb. 8 (Mon.)	Feb. 8 (Tues.)	Feb. 10 (Wed.)	Feb. 11 (Thurs.)	Feb. 12 (Fri.)	Feb. 13 (Sat.)
Week of Feb. 7-13 (HTC) - Hendricks Training Complex (PBA) - Pinnacle Bank Arena	OFF DAY	PRACTICE (HTC) 3:30 p.m.	PRACTICE (HTC) 3 p.m.	at Wisconsin, L, 61-72 Husker Sports Network	Practice (PBA) 3:45 p.m.	Practice (PBA) 3 p.m.	vs. Penn State, 5 p.m. (ESPNU) Husker Sports Network

TALE OF THE TAPE

Nebraska Cornhuskers			Penn State Nittany Lions		
2015-16 Team Statistics (Record: 13-12, 5-7 Big Ten)			2015-16 Team Statistics (Record: 12-12, 3-8 Big Ten)		
	Nebraska	OPP		PSU	OPP
SCORING	1844	1717	SCORING	1569	1653
Points per game	73.8	68.7	Points Per Game	65.4	68.9
Scoring margin	+5.1	-	Margin	-3.5	--
FIELD GOALS-ATT	664-1455	581-1339	FIELD GOALS-ATT	548-1344	549-1301
Field goal pct	.456	.434	Field Goal Percentage	.408	.422
3 POINT FG-ATT	163-463	164-451	3-POINT FG-ATT	138-475	174-477
3-point FG pct	.352	.364	3-Point FG Percentage	.291	.365
3-pt FG made per game	6.5	6.6	3-Point FG made per game	5.8	7.3
FREE THROWS-ATT	353-490	391-549	FREE THROWS-ATT	335-487	381-545
Free throw pct	.720	.712	Free Throw Percentage	.688	.699
F-Throws made per game	14.1	15.6	F-Throws made per game	13.9	15.9
REBOUNDS	906	808	REBOUNDS	835	862
Rebounds per game	36.2	32.3	Rebounds Per Game	34.8	35.9
Rebounding margin	+3.9	-	Rebounding Margin	-1.1	--
ASSISTS	307	306	ASSISTS	231	294
Assists per game	12.3	12.2	Assists Per Game	9.6	12.3
TURNOVERS	304	330	TURNOVERS	264	281
Turnovers per game	12.2	13.2	Turnovers Per Game	11.0	11.7
Turnover margin	+1.0	-	Turnover Margin	+0.7	--
Assist/turnover ratio	1.0	0.9	Assist/Turnover Ratio	0.9	1.0
STEALS	182	138	STEALS	123	128
Steals per game	7.3	5.5	Steals Per Game	5.1	5.3
BLOCKS	76	96	BLOCKS	104	76
Blocks per game	3.0	3.8	Blocks Per Game	4.3	3.2

NUMBERS TO KNOW

2009-10 - The last time Nebraska had three players with at least 60 assists, as Benny Parker needs two more to join Shavon Shields and Glynn Watson Jr. with 60 assists in 2015-16.

9.7 - Nebraska is second in the Big Ten committing 9.7 turnovers per game in conference play. The Huskers have committed 10 or fewer turnovers in each of the last seven games.

63 - Three-pointers by Andrew White III this season, which is two away from 10th place on NU's single-season list.

12.3 - Nebraska's scoring average is 12.3 points higher than last year's total. It is on pace to be the largest single-season increase in school history.

Season #1	PPG	Season #2	PPG	Increase
2014-15	61.5	2015-16	73.8	+12.3
1950-51	52.6	1951-52	62.3	+9.7
1964-65	68.2	1965-66	77.2	+9.0

PROBABLE STARTERS (based on last game's starters)




#32 Benny Parker | G | Sr. | 5-9 | 175 | Kansas City, Kan.

2015-16: PPG: 4.7 | RPG: 2.2 | APG: 2.3

Worth Noting: Will make his 122nd career appearance on Saturday...Defensive-minded guard who has 36 career multi-steal games and is eight steals away from 10th on NU's career list...Has been in double figures twice in Big Ten play...Had eight points, a career-high six rebounds and three assists at Wisconsin...Enjoyed a career game against Northwestern, setting or matching personal bests in points (17), assists (seven) and 3-pointers (five) while grabbing five boards...Totaled 10 points and three assists against SE Louisiana...Finished eighth in the Big Ten in steals (1.5 per game) in 2014-15.

Career Bests: Pts: 17 | Reb: 6 (2x) | Ast: 7 (2x) | Stl: 4 (4x)



#5 Glynn Watson Jr. | G | Fr. | 6-0 | 160 | Bellwood, Ill.

2015-16: PPG: 8.9 | RPG: 1.7 | APG: 2.6 | SPG: 1.2

Worth Noting: True freshman who has a team-best 2.6 assist-to-turnover ratio and leads NU in steals and is second in assists...Top 3 among B1G freshman in assists and steals...Reached double figures 12 times, including 16 points at Wisconsin...Dished out a career-high nine assists and had eight points vs. Rutgers...Keyed NU's win at Illinois with 17 points...Rallied NU to a win over Rhode Island, scoring 13 of his season-high 17 points in the second half...Ranked 71st in the class of 2015 by ESPN.com...Averaged 15.5 points, 4.3 rebounds, 4.0 assists and 3.0 steals per game in leading St. Joseph High School to a state title in 2015.

Career Bests: Pts: 17 (2x) | Reb: 4 (2x) | Ast: 9 | Stl: 4




#3 Andrew White III | G/F | Jr. | 6-7 | 216 | Richmond, Va.

2015-16: PPG: 16.9 | RPG: 6.2 | SPG: 1.0

Worth Noting: Ranks fifth in the Big Ten in scoring and 3-pointers per game (2.5/gm) and 14th in rebounding...20 double-figure games in 2015-16...Held to 10 points, but had seven boards vs. Wisconsin...Picked up third double-double with 21 points and a career-best 13 boards at Illinois...Also had double-doubles vs. Samford (17/11) & at Creighton (28/10)...Led NU with 28 points and nine boards at Rutgers...Totaled a career-high 30 points vs. Abilene Christian...Played in 44 games in two years at KU...Ranked as the No. 48 player by ESPN in the Class of 2012...Averaged 22.9 points & 10 rebounds per game at The Miller School in Virginia.

Career Bests (includes KU): Pts: 30 | Reb: 13 | Ast: 3 | Stl: 4



#10 Jack McVeigh | F | Fr. | 6-8 | 210 | Cabarita Beach, NSW, Australia

2015-16: PPG: 5.0 | RPG: 2.8 | APG: 1.1

Worth Noting: True freshman who replaced Shavon Shields in the lineup at Wisconsin...Made his first career start at Wisconsin, finishing with eight points on 3-of-7 shooting in 23 minutes...Came off the bench with eight points, including six points in a 13-0 second-half run, and six rebounds at No. 11 Michigan State...Posted season bests of 16 points and six rebounds against Indiana...Had 16 points, including 4-of-4 from 3-point range, against Mississippi Valley State...Served as captain of the Australian U-19 team at the 2015 FIBA U-19 World Championships...Made his debut for the Australian Senior National Team in 2014.

Career Bests: Pts: 16 (2x) | Reb: 6 (2x) | Ast: 3 (3x) | Stl: 3



#12 Michael Jacobson | F | Fr. | 6-8 | 222 | Waukee, Iowa

2015-16: PPG: 4.5 | RPG: 3.8

Worth Noting: Started the last 16 games...Grabbed nine boards and had six points at Wisconsin...Scored a season-high 13 points vs. Rutgers on Feb. 6...Stepped up vs. No. 4 Maryland with 10 points and seven caroms...Matched his season high with eight rebounds vs. No. 11 MSU...Tallied 11 points and added four rebounds vs. URI...Grabbed eight rebounds and had six points vs. Arkansas-Pine Bluff...Missed part of the fall with a foot injury and returned to practice in November...Earned first-team all-state honors as a senior at Waukee HS, averaging 18.6 points, 9.6 rebounds and 2.3 blocked shots per game.

Career Bests: Pts: 13 | Reb: 8 (2x) | Ast: 2 (2x) | Bl: 3 | Stl: 3

RETURNING TEAM STATS

Pct. of scoring	40.0 (764/1,905)
Pct. of rebounds	33.3 (340/1022)
Pct. of field goals made	38.1 (253/664)
Pct. of field goals attempted	38.4 (618/1,613)
Pct. of 3-point FG made.....	27.3 (44/161)
Pct. of 3-point FG attempted.....	33.2 (188/556)
Pct. of free throws made.....	51.2 (213/416)
Pct. of free throws attempted.....	46.1 (271/588)
Pct. of assists	51.1 (161/315)
Pct. of steals	52.6 (101/192)
Pct. of blocked shots.....	15.6 (14/90)
Pct. of minutes	42.4 (2,685/6,300)

NOTE: All statistics based on returning player stats and percentage of overall team totals from 2014-15.

RETURNING STAT LEADERS

Points per game.....	Shavon Shields- 15.4
Rebounds per game	Shavon Shields - 6.0
Assists per game	Shavon Shields - 2.2
Steals per game	Benny Parker - 1.5
Blocked Shots per game	Shavon Shields - 0.2
Games Started.....	Shavon Shields - 31
Minutes Played.....	Shavon Shields - 1,095
Field Goals Made.....	Shavon Shields - 161
Field Goal Pct.....	Nick Fuller - .520
Free Throws Made.....	Shavon Shields - 139
Free Throw Pct.....	Shavon Shields - 82.7
3-Pointers Made.....	Shavon Shields - 17
3-Point Field Goal Pct	Nick Fuller - .375

ACTIVE CAREER LEADERS (ENTERING PENN STATE)

Points.....	Shavon Shields, 1,503
Rebounds.....	Shavon Shields, 634
3-Pointers	Shavon Shields, 66
Field Goals	Shavon Shields, 520
Free Throws.....	Shavon Shields, 397
Assists.....	Benny Parker, 210
Steals.....	Benny Parker, 123
Blocked Shots	Shavon Shields, 31
Games Played.....	Benny Parker, 121
Games Started.....	Shavon Shields, 106
Minutes Played.....	Shavon Shields, 3,670

EXPERIENCE CHART

Totals	Career GP	GP at NU	Starts	Starts at NU	Cons.
Parker	121	121	68	68	28
Shields	115	115	106	106	-
Webster	87	87	46	46	-
Hammond	32	32	8	8	-
Fuller	33	33	1	1	-
White III	69	25	25	25	25
Gill	55	0	0	0	-
Laws	9	5	0	0	-
Evelyn	14	14	0	0	-
Jacobson	25	25	16	16	16
McVeigh	25	25	1	1	1
Morrow	24	24	1	1	-
Trueblood	8	8	0	0	-
Watson	25	25	13	13	13
Borchardt	7	7	0	0	-
Totals	649	546	285	285	-

2015-16 TEAM LEADERS (*INCLUDES TIES)

Double-Figure Scoring Games:	Shields 21; White III 21; Webster 12; Watson 12; Parker 3; Jacobson 4; McVeigh 2; Morrow 3; Fuller 1; Hammond 1
10+ Rebounding Games:	White 3; Hammond 1
Double-Doubles:	White 3; Hammond 1
20-Point Games:	White III 7; Shields 6; Webster 2
Games Leading NU in Scoring:*	White III 14; Shields 7; Webster 3;
.....	Watson 3; McVeigh 1
Games Leading NU in Rebounding:*	White III 12; Shields 5; Jacobson 4;
.....	Hammond 2; Morrow 2; Webster 1; Parker 1; Fuller 1; McVeigh 1
Games Leading NU in Assists:* ...	Watson 7; Shields 9; Parker 6; Webster 7
Games Leading NU in Blocks*	White III 5; Morrow 9; McVeigh 2
.....	Jacobson 11; Webster 3; Hammond 4; Shields 4;
.....	Fuller 2; Watson 2; Shields 1
Games Leading NU in Steals*	Watson 9; Webster 9; White III 6;
.....	Shields 5; Parker 5; Jacobson 2; McVeigh 2; Fuller 1; Hammond 1



2015-16 BIG TEN STANDINGS (AS OF FEB. 12)

Team	B1G	Pct.	Overall	Pct.
Maryland	10-2	.833	22-3	.880
Indiana	10-2	.833	20-5	.800
Iowa	10-2	.833	19-5	.792
Purdue	8-4	.667	20-5	.800
Michigan	8-4	.667	18-7	.720
Wisconsin	7-4	.636	15-9	.625
Michigan State	7-5	.583	20-5	.800
Ohio State	7-5	.583	15-10	.600
Nebraska	5-7	.417	13-12	.520
Northwestern	4-8	.333	16-9	.640
Penn State	3-8	.273	12-12	.500
Illinois	3-8	.273	11-13	.458
Rutgers	0-11	.000	6-18	.250
Minnesota	0-12	.000	6-18	.250

UPCOMING SCHEDULE/RESULTS

2	#22/21 Indiana def. Michigan, 80-67	
3	Illinois def. Rutgers, 110-101 (3 OT) #5/7 Iowa def. Penn State at , 73-49 #4/3 Maryland def. Nebraska, 70-65	
4	Northwestern def. Minnesota, 82-58 Wisconsin def. Ohio State, 79-68	
6	#4/3 Maryland def. #18/16 Purdue, 72-61 #10/10 Michigan State def. Michigan, 89-73 Nebraska def. Rutgers, 87-63 Penn State def. #22/21 Indiana, 68-63	
7	#5/7 Iowa def. Illinois, 77-65	
9	#2/2 Maryland def. Bowie State, 93-62 Ohio State def. Northwestern, 71-63 #18/16 Purdue def. #8/9 Michigan State, 82-81 (OT)	
10	Michigan def. Minnesota, 82-74 Wisconsin def. Nebraska, 72-61	
11	#-/22 Indiana def. #4/5 Iowa, 85-78	
13	Purdue at Michigan Ohio State at Rutgers Wisconsin at Maryland Penn State at Nebraska Illinois at Northwestern	1 p.m. 3 p.m. 5 p.m. 5 p.m. 7 p.m.
14	Indiana at Michigan State Minnesota at Iowa	Noon 6:30 p.m.
16	Northwestern at Purdue Michigan at Ohio State Rutgers at Illinois	6 p.m. 6 p.m. 8 p.m.
17	Iowa at Penn State Nebraska at Indiana	5:30 p.m. 7:30 p.m.
18	Maryland at Minnesota Wisconsin at Michigan State	7 p.m. 8 p.m.
20	Penn State at Rutgers Ohio State at Nebraska Purdue at Indiana	Noon 6 p.m. 8 p.m.
21	Michigan at Maryland Illinois at Wisconsin	Noon 6:30 p.m.

all times listed are central

PENN STATE PROBABLE STARTERS

No.	Name	Pos.	Yr.	Ht.	Wt.	G/GS	PPG	RPG	Other
33	Shep Garner	G	So.	6-1	185	24/24	13.6	3.2	3.1 app
0	Payton Banks	F	So.	6-6	220	24/24	10.2	4.8	0.8 spg
10	Brandon Taylor	F	Sr.	6-6	225	24/24	16.6	6.2	1.6 app
44	Julian Moore	F	So	6-10	235	24/11	4.8	3.8	0.7 bpg
32	Jordan Dickerson	C	Sr.	7-1	245	24/16	3.0	3.2	1.6 bpg

SCOUTING PENN STATE

Penn State comes into Saturday's game with a 12-12 record following a 68-63 win over Indiana on Feb. 6. Under fifth-year coach Pat Chambers, PSU went 9-4 during non-conference action, including a win over DePaul and a one-point loss to Colorado before struggling at times in Big Ten play. PSU's best road effort came in a nine-point win against Northwestern on Jan. 16 and the win over the Hoosiers.

The Nittany Lions feature a pair of solid scorers in senior Brandon Taylor and sophomore Shep Garner. Taylor leads PSU in both scoring (16.6 ppg) and rebounding (6.2 rpg) while Garner averages 13.6 points and 3.1 assists per game. Payton Banks (10.2 ppg) gives the Nittany Lions a third player in double figures, while PSU rotates 10 players into the game for depth. Garner leads PSU with 48 3-pointers while Taylor has 33 on the season.

SERIES HISTORY

Saturday's game is the 12th meeting between the Huskers and Nittany Lions and the first of two meetings this month. PSU broke the deadlock on the series with a 68-65 win in Chicago in last year's Big Ten Tournament. Nebraska is 4-4 against PSU since joining the Big Ten in 2011-12. The teams played three times before Nebraska joined the Big Ten, a home-and-home series in 1980 and 1981 and in the second round of the 1995 NIT.

LAST MEETING

Nebraska missed a game-tying 3-pointer in the final seconds, as Penn State held off the Huskers, 68-65, in the first round of the 2015 Big Ten Tournament. Shavon Shields, who finished with 20 points and 10 rebounds, had a chance to send the game into overtime, but his 3-pointer was just off the mark, as Penn State advanced to the second round and ended the Huskers' season.

Shields and Petteway nearly led the Huskers to a remarkable comeback, as Nebraska trailed by as many as 16 points in the second half before rallying in the final 16 minutes. Petteway led the Huskers with 29 points in a losing effort, his 13th 20-point game of the season. D.J. Newbill led Penn State with 26 points, including eight in a 14-1 second-half run that broke open a three-point game in the second half, while Shep Garner added 19 markers.

LAST TIME OUT

Nebraska ran into a hot-shooting Wisconsin team Wednesday night, as the Badgers hit 11 3-pointers in a 72-61 win over the Huskers.

Wisconsin (15-9, 7-4) hit 11-of-18 from 3-point range, including four consecutive 3-pointers after Nebraska pulled within two points in the opening minutes of the second half. Vitto Brown went 3-for-3 from long range en route to an 18-point effort, while Bronson Koenig had a pair of 3-points in the 12-4 Badger run to extend the lead.

Nebraska, playing without senior Shavon Shields for the first time in 107 games because of injury, cut the deficit to 44-38 after a Jack McVeigh basket with 13:32 left, but Wisconsin took command with seven straight points, including 3-pointers from Zak Showalter and Brown to extend the advantage to 51-38.

For Nebraska, freshman Glynn Watson Jr. led the way with 16 points, while Andrew White III added 10 for the Huskers, who fell to 13-12 on the season and 5-7 in Big Ten play.

Nigel Hayes led four Badgers in double figures with a game-high 20 points, while Koenig and Showalter added 12 and 10 points respectively for Wisconsin, which won its sixth straight game.

SERIES HISTORY (Penn State leads, 6-5)

- In Lincoln: Nebraska leads, 4-1
At Pinnacle Bank Arena: Nebraska leads, 1-0
- In State College: Penn State leads 4-1
• Bryce Jordan Center: Penn State leads, 3-1
- In Big Ten Conference games: Nebraska leads, 4-3
- In Big Ten Tournament games: Penn State leads, 1-0

Husker-Nittany Lion Superlatives

- Most consecutive wins (year ended): Nebraska 2 (2013); Penn State 2 (1981-1995; 2015-present)
- Most points scored: Nebraska, 75, at Lincoln, Neb., Dec. 9, 1980; Penn State, 68, at University Park, Pa., Feb. 11, 2012
- Highest combined score: 132, Nebraska, 68, Penn State, 64, at University Park, Pa., Jan. 19, 2013
- Biggest winning margin: Nebraska, 25, at Lincoln, Neb., Dec. 9, 1980; Penn State, 16, at University Park, Pa., Feb. 11, 2012

Date	Site	Rankings	Result	Neb.	PSU
12-9-80	H	-/-	W	75	50
12-21-81	A	-/-	L	58	60
3-21-95	H	-/-	L	59	65
1-11-12	H	-/-	W	70	58
2-11-12	A	-/-	L	51	67
1-19-13	A	-/-	W	68	64
2-9-13	H	-/-	W	67	53
1-23-14	A	-/-	L	54	58
2-20-14	H	-/-	W	80	67
2-7-15	A	-/-	L	43	56
3-11-15	N	-/-	L	65	68

WORTH NOTING

- Shavon Shields sees his consecutive start streak end at 106, as he did not make the trip to Wisconsin after his injury on Saturday.
- Nebraska started three true freshmen tonight (Michael Jacobson, Glynn Watson Jr. and Jack McVeigh). It marked the first time Nebraska started three true freshmen since Dec. 23, 2006.
- Michael Jacobson finished with a career-high nine rebounds, topping his previous best of eight on two occasions.
- Glynn Watson finished with 16 points, one off his career high.
- Nebraska's 61 points was its second-lowest total of the season.
- Nebraska committed 10 or fewer turnovers for the sixth consecutive game.

CAREER TOTALS VS. PENN STATE

Player	GP-GS	Min-Avg	FG-FGA	Pct	3FG-FGA	Pct	FT-FTA	Pct	Off	Def	Tot	Avg	PF	A	TO	Blk	Stl	Pts	Avg
Shields	5-5	157-31.4	21-36	.583	4-12	.333	21-23	.913	6	24	30	6.0	17	6	11	1	6	67	13.4
Webster	3-2	56-18.7	3-6	.500	0-2	.000	9-11	.818	1	6	7	2.3	6	6	5	1	5	15	5.0
Parker	5-1	83-16.6	0-10	.000	0-1	.000	4-4	1.000	1	7	8	1.6	10	5	3	0	5	4	0.8
Fuller	1-0	5-5.0	0-1	.000	0-0	.000	0-0	.000	0	1	1	1.0	0	0	0	0	0	0	0.0

HUSKERS TO WEAR BLACK HISTORY MONTH UNIFORMS HONORING WILBUR WOOD

adidas and Nebraska unveil the Black History Month collection to pay tribute to Wilbur Wood, the Huskers' first African-American basketball player. Wood lettered from 1908 to 1910 and was one of the first black players to gain prominence in collegiate hoops.

Designed to celebrate Nebraska's early years, the uniforms feature red tones and a cream stripe across the jersey with the classic N logo on display. While the uniforms of old did not incorporate numbers, the 2016 collection features classic block numbering with cream accents below the stripe and on the back of the jersey.

To give players optimum performance on the court, the uniforms feature the same lightweight, sweat-wicking technology used in the NBA.

Targeted ventilation zones on the chest, back and side keep players cool even in the most intense moments of the game. A mid-hole mesh on the short maximizes comfort and breathability as the game heats up.

The Huskers will also lace-up adidas' Black History Month basketball sneaker collection inspired by Jesse Owens. At the 1936 Berlin summer games, Owens became a groundbreaking athlete and symbol for social justice and equality after a historic performance where he became the first American track and field athlete to win four gold medals in a single games. Each shoe in the collection features cream tones, dark brown contrasts, gold accents and signature details including Owen's 733 bib number treated with gold foil on the tongue and a 1936 graphic-print in the sockliner.

Nebraska will sport the Black History Month uniforms on Feb. 13 against Penn State at Pinnacle Bank Arena, as well as the road games at Indiana on Feb. 17 and at Penn State on Feb. 25.



WORTH NOTING

- ▶ 10 of the Huskers' 12 losses have come to teams currently rated in the top 50 in the KenPom rankings, including four to teams in the top 15. In fact, five of NU's losses are to teams in the top-12 of this week's AP poll.
- ▶ Nebraska's 73.8 ppg in Big Ten play is not only an 18-point improvement on NU's conference scoring average (57.1 ppg), but is the first time NU has averaged at least 70 points in conference action since the 2001-02 campaign.
- ▶ The Huskers have been much better handling the basketball in Big Ten play. In conference action, NU is second in the Big Ten with 9.7 turnovers per game. In non-conference action, NU averaged 14.5 turnovers per game.
- ▶ Nebraska has scored 70+ points seven times in Big Ten play, which is already the best since joining the Big Ten (six in 2013-14).
- ▶ One of the biggest differences between the Huskers' wins and losses in Big Ten play has been defending the 3-point line. In the Huskers' five wins, opponents are shooting 31 percent from long distance, while that number jumps to 50 percent in the Huskers' seven Big Ten losses.
- ▶ Since moving Glynn Watson Jr. into the starting lineup and shortening the rotation on Dec. 22, Nebraska has been efficient, averaging 74.4 ppg while shooting 47 percent from the floor. Watson has flourished as well, averaging 9.8 points, 2.5 assists and 1.3 steals per game.
- ▶ Glynn Watson Jr. has been one of the Big Ten's best newcomers at point guard this season. The Bellwood, Ill., product is averaging 8.9 ppg and 2.6 apg while his 2.60 assist-to-turnover ratio is one of the best ratios by a Husker in 30 years.

Huskers with 2.5 Assist-to-Turnover Ratio (Last 30 Years)

Ratio	Player	Asst.-TO's	Year
3.04	Brian Carr	201-66	1985-86
2.73	Jamar Johnson	123-45	1993-94
2.60	Glynn Watson Jr.	65-25	2015-16
2.57	Charles Richardson Jr.	179-71	2006-07

minimum 2 assists/gm

▶ Nebraska is one of three programs in the nation (joining Washington and Tulsa) with multiple players averaging at least 15.0 points, 5.0 rebounds and 1.0 steals per game, as both Andrew White and Shavon Shields have reached that plateau. Entering the weekend, only 61 players in Division I have reached those averages.

▶ NU enters the Penn State game sixth in the conference in rebounding margin at +3.9 per game. NU has not finished with a positive rebounding margin since joining the Big Ten in 2011-12.

HUSKERS ON THE RADIO

The Husker IMG Sports Network, in its 21st year of producing and marketing the live broadcasts of University of Nebraska Athletics, extended and expanded its agreement with the University on June 13, 2008.

In the state of Nebraska, KXSP AM 590 ESPN (590 AM) and KEZO Z-92 (92.3 FM) will serve as the new Omaha affiliates beginning with the 2015-16 season. KXSP's strong signal reaches a good portion of the Midwest day and night, including parts of Iowa, Minnesota, Missouri and Kansas. KLIN (1400 AM) serves as the Lincoln while KRNV (880 AM) is a powerful central Nebraska affiliate that reaches around the state. In addition the network has several dozen locally based affiliates across Nebraska. All broadcasts are heard live on Huskers.com, the Husker App, the Tuneln Radio App and www.Tuneln.com while SiriusXM Satellite Radio will carry select contests

Kent Pavelka returns behind the microphone to handle his 29th overall season calling Husker hoops in 2015-16. Pavelka previously called Nebraska basketball for two long stints between 1974 and 1996 before returning to the Husker basketball play-by-play chair prior to the 2006-07 season. A six-time winner of the Nebraska Sportscaster-of-the-Year Award, Pavelka also handled color analyst duties on NU football broadcasts from 1974 to 1983, and was the play-by-play announcer from 1983 to 1996. Pavelka was honored in January 2009 with the Bud Cuca Special Merit Award given by the Nebraska Basketball Hall of Fame for his contributions to the NU men's basketball program.

Alongside Pavelka as color analyst will be Matt Davison. A former Husker basketball and football player, he returns for his 12th season on the basketball broadcast. Former Husker point guard Jake Muhleisen will join the broadcast team for select broadcasts. Muhleisen was a three-year captain for the Big Red from 2004-06

2015-16 HUSKER SPORTS NETWORK AFFILIATES

Ainsworth	KBRB-AM	1400
Alliance	KCOW-AM	1400
Broken Bow	KBNB-FM	95.3
Chadron	KCSR-AM	610
Columbus	KJSK-AM	900
Cozad	KAMI-AM	1580
Falls City	KTNC-AM	1230
Fremont	KFMT-FM	105.5
Grand Island	KRGI-AM	1430
Hastings	KHAS-AM	1230
Hiawatha, Kan.	KLZA-FM	101.3
Holdrege	KUVR-AM	1380
Imperial	KADL-FM	102.9
Kearney	KGFW-AM	1340
Lexington	KRVN-AM	880
Lincoln	KLIN-AM	1400
McCook	KSWN-FM	93.9
Nebraska City	KNCY-AM	1600
Norfolk	KNEN-FM	94.7
North Platte	KODY-AM	1240
North Platte	KXNP-FM	103.5
Omaha	KXSP-AM	590
Scottsbluff	KNEB-AM	960
Sidney	KSID-AM	1340
Superior	KRFS-AM	1600
Superior	KRFS-FM	103.9
Valentine, NE	KVSH-AM	940
York*	KAWL-AM	1370

*will air only selected games

AP TOP 25 (FEB. 8)

No	Team (1st)	Record	Points
1	Villanova (32)	20-3	1,566
2	Maryland (13)	21-3	1,499
3	Oklahoma (7)	19-3	1,472
4	Iowa (11)	19-4	1,471
5	Xavier	21-2	1,382
6	Kansas (1)	19-4	1,311
7	Virginia (1)	19-4	1,223
8	Michigan State	20-4	1,144
9	North Carolina	19-4	1,136
10	West Virginia	19-4	1,082
11	Oregon	20-4	905
12	Miami (Fla.)	18-4	826
13	Louisville	19-4	819
14	Iowa State	17-6	781
15	Texas A&M	18-5	663
16	SMU	20-2	593
17	Arizona	19-5	497
18	Purdue	19-5	456
19	Dayton	19-3	413
20	Providence	18-6	349
21	Baylor	17-6	333
22	Kentucky	17-6	228
23	USC	18-5	225
24	Texas	16-7	199
25	Wichita St	17-6	132

Others receiving votes: South Carolina 128, Indiana 91, Notre Dame 75, San Diego State 22, Duke 14, Seton Hall 14, Gonzaga 10, LSU 10, VCU 10, Valparaiso 9, Stony Brook 8, Saint Mary's 6, Saint Joseph's 5, UNC Wilmington 4, Hawaii 3, Utah 3, Chattanooga 2, Connecticut 2, George Washington 2, Michigan 1, Monmouth 1

USA TODAY COACHES (FEB. 8)

No	Team (1st)	Record	Points
1	Villanova (11)	20-3	753
2	Maryland (11)	21-3	749
3	Oklahoma (3)	19-3	708
4	Xavier	21-2	683
5	Iowa (3)	19-4	674
6	Kansas (2)	19-4	670
7	Virginia	19-4	616
8	North Carolina (1)	19-4	599
9	Michigan State (1)	20-4	567
10	West Virginia	19-4	490
11	Miami (Fla.)	18-4	433
12	Oregon	20-4	423
13	Texas A&M	18-5	387
14	Arizona	19-5	310
15	Iowa State	17-6	307
16	Purdue	19-5	292
17	Dayton	19-3	236
17	Providence	18-6	236
19	Baylor	17-6	221
20	South Carolina	20-3	185
21	Kentucky	17-6	178
22	Indiana	19-5	119
23	USC	18-5	105
24	Wichita St	17-6	91
25	Texas	16-7	69

Others receiving votes: Notre Dame 63, Gonzaga 53, Duke 40, Saint Mary's 28, Pittsburgh 25, Seton Hall 21, Valparaiso 14, Louisville 12, Monmouth 12, Utah 12, VCU 8, LSU 5, Saint Joseph's 2, Stony Brook 1, California 1, Clemson 1, Arkansas-Little Rock 1

► Much of Nebraska's inconsistency can be attributed to youth, as freshmen account for 37 percent of the Huskers' minutes in 2015-16. The 37 percent is the most in the Big Ten. In conference action, the number jumps to 40 percent of the Huskers' total playing time and 35 percent of NU's offense.

► In research by Bradley University, Nebraska ranks fifth among all power conference teams in minutes played, as Husker freshman have combined for 1,875 minutes in 2015-16. NU trails only Washington, Boston College, Kentucky, and Duke among minutes played by freshmen in power conferences.

► Nebraska's 3-point shooting has jumped from 28.4 percent to 35.2 percent this season, which is on track to be the second-highest increase for the Huskers since the 3-point line was instituted in the 1986-87 season. NU jumped from 27.6 percent to 38.9 percent between the 2003-04 and 2004-05 seasons.

WHITE IN RARE B1G COMPANY

Junior guard Andrew White III is one of only 12 players in the country averaging at least 15 points per game while shooting 50 percent from the field, 40 percent from 3-point range and 75 percent from the foul line entering this weekend's action. More impressively, only four Big Ten players have finished the season with those marks over the last 20 seasons.

Player	School	Season	FG%	3P%	FT%	PPG
Andrew White III	Nebraska	2015-16	.503	.415	.795	16.9
Frank Kaminsky	Wisconsin	2014-15	.547	.416	.780	18.8
Adreian Payne	Michigan State	2013-14	.503	.423	.790	16.4
Jared Sullinger	Ohio State	2011-12	.519	.400	.768	17.5
Evan Turner	Ohio State	2008-09	.503	.440	.788	17.3

SHIELDS NAMED TO GOOD WORKS TEAM

Shavon Shields became the first Husker men's basketball student-athlete named to the Allstate NABC Good Works Teams[®] announced on Feb. 9. The award, which is in its fourth year, honors college basketball athletes that have dedicated themselves to bettering the lives of others through giving back to their communities.

In addition to his on-court and academic exploits, Shields has been active in the community throughout his time at Nebraska. Shavon has served as a keynote speaker for the Sportsmanship Pep Rally, as well as a volunteer for Husker Heroes, Ollie Webb and Nebrasketball Buddies Kids Clinics among other activities. Shields has also used his platform to raise awareness for the National Bone Marrow Registry. In 2015, he was named to the Tom Osborne Citizenship team for his work in the community.

The NABC team is comprised of 10 male student-athletes; five from NCAA[®] Division I and five from NCAA Divisions II, III and the NAIA. Members of the Allstate NABC Good Works Team[®] will be invited by Allstate to be recognized at the 2016 NABC Convention and 2016 NCAA Men's Final Four[®], and will participate in a community service project to benefit the host city of Houston.

GETTING OFFENSIVE

With the departure of three starters who played professionally, including Terran Petteway, who is with Fort Wayne in the NBA D-League, the biggest question entering the season was about the Huskers' offensive production.

NU's offense has been efficient, as NU's average of 74.3 points per game entering Saturday's game vs. Penn State is the program's highest total after 25 games since the 1996-97 season.

► At this pace, it would be Nebraska's highest scoring average since the 1995-96 team averaged 80.2 points per game. Since 2000, only the 2003-04 (70.5 ppg) and 2000-01 (71.1 ppg) teams have eclipsed the 70-points per game mark.

► Nebraska's scoring increase of 12.8 ppg ties the largest increase in the Big Ten this season.

► In Big Ten play, Nebraska is second in the conference in field goal percentage (.467) and sixth in scoring offense (73.8 ppg).

► Ten Huskers have reached double figures at least once, while three players (Shields, Webster and White) have also recorded multiple 20-point efforts. It marks the first time in 10 years that NU had three players with multiple 20-point games.

► Nebraska has scored 80 or more points seven times, including three games of at least 90 points.

► Five of Nebraska's top-eight scorers are in their first year of competition as a Husker, as newcomers have accounted for 55 percent of NU's total offense.

► Five newcomers have posted double-digit efforts, including 20 by Andrew White III and 11 by Glynn Watson Jr.

AW3 IS ON A ROLL

Junior Andrew White III has become one of the Big Ten's top newcomers in 2015-16. The 6-foot-7 wing is fifth in the Big Ten in scoring at 16.9 points per game. He is also 14th in rebounding (6.2 rpg), pacing the Huskers in scoring and rebounding.

► White is one of the Big Ten's top 3-point shooters, ranking fifth in 3-pointers per game (2.5) while shooting 41.4 percent from long range.

► White has been in double figures in 21 of NU's 25 games, including seven 20-point efforts.

HIGHEST SCORING AVG (Last 20 Years)

Year	First 25-Game Avg.
1995-96	82.4
1996-97	73.9
2015-16	73.8
1997-98	72.1
2000-01	70.7

LARGEST BIG SCORING INCREASE

No.	School	2015-16	2014-15	Increase
1.	Nebraska	73.8	61.5	+12.3
	Michigan	77.0	64.7	+12.3
3.	Iowa*	80.5	69.8	+10.7

Thru Feb. 11

CHARTING ANDEW WHITE III

Year	MPG	PPG	RPG	FG Pct.	FT Pct.
Freshman (KU)	5.0	2.2	1.2	.333	.625
Sophomore (KU)	5.9	2.3	1.2	.441	.500
Junior (Neb.)	28.9	16.9	6.2	.504	.795

▶ He has three double-doubles on the year, posting them against Creighton (28 points and 10 rebounds), Samford (17 points and 11 rebounds) and at Illinois (21 points and 13 rebounds).

▶ White recorded his first career 30-point effort against Abilene Christian on Dec. 5, finishing with 30 points, including 14-of-16 from the foul line, seven rebounds and four steals.

▶ White looks to continue a trend of high-impact transfers under Miles who have gone on to first-team all-conference honors, including Terran Petteway (2014) at NU and Andy Ogide (2011) and Wes Eikmeier (2012) during Miles' tenure at Colorado State. White was ranked as one of 20 Impact Transfers by Jon Rothstein of CBS Sports prior to the start of the season.

FIRST-YEAR HUSKERS w/15.0 PPG +			
No.	Player	PPG	Year
1.	Terran Petteway	18.1	2013-14
-	Andrew White III	16.9	2015-16
2.	Joe McCray	15.5	2004-05
3.	Tom Baack	15.4	1965-66
	Bo Spencer	15.4	2011-12
	Albert Maxey	15.4	1958-59
6.	Fred Hare	15.2	1964-65

SHIELDS CLIMBS TO TOP 10

One of the most efficient players in school history, senior Shavon Shields has a chance to finish his career on NU's top-10 list in both points and rebounds. The 6-foot-7 forward has 1,503 points to rank 10th in scoring and is 13th in career rebounds with 634.

On the season, the 6-foot-7 senior is averaging 15.7 points, 5.0 rebounds, 2.9 assists and 1.3 steals per game. Shields ranks 10th in the Big Ten in scoring and fifth in steals, and is first or second on the team in scoring, rebounding, assists and steals.

▶ Shields is the only Big Ten player - and one of 12 players nationally - averaging 15.0 ppg, 5.0 rpg, 2.75 apg and 1.25 spg, a list that also features Kris Dunn of Providence, Ben Simmons of LSU and Gary Payton III of Oregon State. No Husker has finished the year with those numbers since Cookie Belcher in 2000-01.

▶ He has reached double figures 21 times this season, including a 28-point, five-rebound effort against No. 21 Miami on Dec. 1 and a 28-point performance in a win at No. 11 Michigan State on Jan. 20

▶ Against Rutgers on Feb. 6, he became the fifth Husker to score 1,500 points and grab 600 rebounds as a Husker during his 17-point effort.

▶ Shields has 76 career games in double figures, including 20 career 20-point performances and a pair of 30-point efforts. He scored a career-high 35 against Omaha (11/25/14) and had 33 points against Illinois (2/14/14) and is one of just 14 players in school history with multiple 30-point games.

▶ Shields is just the second player in school history to be a three-year captain and is a returning first-team Academic All-American. In 2014, he was also one of 16 national finalists across all of Division I athletics for the 2014 Arthur Ashe Jr. Sports Scholar Award.

▶ Shavon is also a nominee for the Senior Class Award and was named to the NABC Allstate Good Works Team for his work in the community. That should be no surprise as his father, Will, is a former NFL Man of the Year for his efforts in the Kansas City community. The elder Shields was enshrined into the NFL Hall of Fame last August and was already a member of the College Football Hall of Fame.

DURABILITY IS SHIELDS' STANDARD

Shavon Shields joined an exclusive club for Nebraska on Jan. 12, as he started his 100th consecutive game against Minnesota. He joined Dave Hoppen as the only Huskers to reach that plateau, as Hoppen started all 111 games of his career before suffering a knee injury late in his senior year.

▶ Shields made 106 career starts before the streak was ended on Wednesday at Wisconsin. It was the second-longest consecutive starts streak in program history

▶ Shields' father, Will, started a Kansas City Chiefs' franchise record 223 straight games in his career, a streak which is the fifth-longest in NFL history.

TAI'S TAKING CHARGE

Tai Webster has blossomed into one of the Big Ten's most improved players in 2015-16. Webster, who averaged 3.9 points and 2.0 rebounds per game in his first two seasons, has emerged into one of the Big Ten's best sixth men as a junior. Webster is averaging 9.9 points, 3.9 rebounds and 1.3 steals per game while shooting 48 percent from the field and 36 percent from 3-point range.

▶ Webster has been in double figures 12 times in his last 22 games after reaching it a total of seven times in his first 65 games at Nebraska.

▶ He has been effective as a scoring guard off the bench, averaging 10.5 points per game on 51 percent shooting since making the move to the bench on Dec. 22, adding

CHARTING SHIELDS					
Year	MPG	PPG	RPG	APG	FG Pct.
Sophomore	32.6	12.8	5.8	1.6	.443
Junior	35.3	15.4	6.0	2.2	.440
Senior	30.4	15.7	5.0	2.9	.470

NEBRASKA CAREER SCORING CHART		
No	Player	Points
9.	Cookie Belcher	1,552
10.	Shavon Shields	1,503
	Rich King	1,475
12.	Venson Hamilton	1,416

NU CAREER REBOUNDING CHART		
No	Player	Points
11.	Eric Piatkowski	669
12.	Mikki Moore	661
13.	Shavon Shields	634
14.	Bob Siegel	632
15.	Herschell Turner	626

TAI'S BIG TURNAROUND (Conf. games)					
Year	PPG	RPG	APG	FG Pct.	3-Pt Pct.
First 2 Years	2.9	1.0	1.4	.305	.257
2015-16	10.6	4.1	1.4	.495	.368

BEST OF THE BIG BENCH		
Tai Webster is the only Big Ten player averaging double figures in conference play without making a start.		
Player	School	BIG PPG
Tai Webster	Nebraska	10.6
Kam Williams	Ohio State	9.1
Max Bielfeldt	Indiana	8.0



NEBRASKA BASKETBALL RADIO SHOW

For the third straight season, the Nebraska basketball radio show will air from Buffalo Wings and Rings in the Railyard, across the street from Pinnacle Bank Arena. Join the Husker coaching staff and Greg Sharpe for a live remote on the following days during the season. Fans who attend the show will have a chance to win prizes, including tickets to upcoming basketball games and gift certificates to Buffalo Wings and Rings.

LIVE SCHEDULE FROM BUFFALO WINGS & RINGS

Date	Day	Time
Nov. 30	Monday	7-8 p.m.
Dec. 7	Monday	7-8 p.m.
Dec. 14	Monday	7-8 p.m.
Dec. 28	Monday	7-8 p.m.
Jan. 14	Thursday	7-8 p.m.
Jan. 18	Monday	7-8 p.m.
Jan. 25	Monday	7-8 p.m.
Feb. 1	Monday	7-8 p.m.
Feb. 8	Monday	7-8 p.m.
Feb. 15	Monday	7-8 p.m.
Feb. 22	Monday	7-8 p.m.
Feb. 29	Monday	7-8 p.m.
March 7	Monday	7-8 p.m.



BANK OF THE WEST HUSKER BASKETBALL SHOW

Get an all-access pass inside the Husker basketball program on the Bank of the West Nebraska Basketball Show. Join Head Coach Tim Miles and host Greg Sharpe each week for an in-depth behind-the-scenes look at Nebraska basketball with player features and much more. Check local listings for the channel on your cable or satellite service. The 30-minute show will air across the state beginning on Sunday night on the following stations and on HuskersNside.

NEBRASKA BASKETBALL TV SHOW SCHEDULE

Station	Location	Day (Time)
KOLN/KGIN	Lincoln/Grand Island	Sunday (10:35 p.m.)
KNPL	North Platte	Sunday (10:35 p.m.)
KMTV	Omaha	Sunday (11 p.m.)
Fox Sports Midwest	Midwest	Monday (1 p.m.)

BIG TEN TEAM RANKINGS (AS OF 2/11)

Category	Overall (Rk.)	B1G (Rk.)
Scoring Offense	73.8 (8)	73.8 (6)
Scoring Defense	68.7 (9)	72.1 (9)
Scoring Margin	+5.1 (8)	+1.8 (8)
Free Throw Pct.	.720 (7)	.725 (7)
Field Goal Pct.	.456 (7)	.467 (2)
Field Goal Pct. Def.	.434 (9)	.464 (11)
3-Point Pct.	.352 (10)	.348 (7)
3-Point Pct. Def.	.364 (10)	.414 (14)
Rebounding Margin	+3.9 (6)	+0.8 (6)
Blocked Shots	3.0 (12)	2.8 (9)
Assists	12.5 (10)	12.1 (9)
Steals	7.3 (1)	6.8 (2)
Turnover Margin	+1.0 (5)	+2.3 (4)
3-Pointers/Gm	6.5 (10)	6.7 (8)

BIG TEN INDIVIDUAL LEADERS (AS OF 2/11)

Category	Name	Overall (Rk.)	B1G (Rk.)
Scoring	White III	16.9 (6)	16.8 (9)
	Shields	15.7 (10)	14.9 (12)
FG Pct.	White III	.503 (15)	.500 (14)
	Webster	-	.495 (15)
Rebounding	White III	6.2 (14)	6.9 (7)
	FT Pct.	White III	.795 (14)
Asst/Gm	Webster	-	.789 (15)
	Shields	-	3.0 (14)
Steals	Shields	1.3 (5)	-
	Watson Jr.	1.2 (12)	1.3 (8)
3-Pt./Gm	Webster	1.3 (5)	1.3 (8)
	Parker	-	1.1 (13)
3-Pt. Pct.	White III	2.5 (5)	2.6 (5)
	White III	41.4 (14)	-
Blocks	Jacobson	-	1.1 (11)

2015-16 HUSKER DOUBLE-DOUBLES

Jake Hammond vs. Tennessee	11 pts, 10 reb.
Andrew White at Creighton	28 pts., 10 reb.
Andrew White vs. Samford	17 pts., 11 reb.
Andrew White at Illinois	21 pts, 13 reb.

BORCHARDT ADDED TO ROSTER

Walk-on Tanner Borchardt earned a spot on the Husker roster in tryouts in mid-October. Borchardt, a 6-foot-8, 275-pound forward, totaled 1,191 career points, 875 rebounds and 186 blocks during his four-year career at Gothenburg High School. As a senior, he averaged 16.8 points, 12.5 rebounds, 2.7 blocks and 2.4 assists per game, earning second-team Class C-1 honors. In addition to his basketball exploits, he was a first-team all-state defensive lineman who averaged nearly seven tackles per game and also won the all-class Gold Medal at the state track meet in the shot put in 2015.

an experienced scorer to the Huskers' second unit. He has reached double figures seven times, including a career-high 22 points at No. 19 Iowa on Jan. 5 and 17 points at No. 21 Purdue on Jan. 30.

▶ Webster had a career high five steals - the most by a Husker since 2012 - along with 12 points and five rebounds vs. Michigan on Jan. 24.

▶ His contributions against No. 11 Michigan State were vital, finishing with 10 points, seven rebounds and three assists, keeping NU in the game late in the first half while Shavon Shields and Andrew White III were out of the game.

▶ Webster provided a spark in NU's win at Illinois, finishing with 16 points on 6-of-8 shooting and six rebounds.

▶ He collected his second 20-point game of the year at No. 19 Iowa on Jan. 5, finishing with a career-high 22 points on 7-of-11 shooting and five rebounds.

▶ Webster earned all-tournament honors at the Barclays Center Classic in November, averaging 19.5 points on 56 percent shooting and 5.0 rebounds per game against No. 24 Cincinnati and Tennessee. He enjoyed his breakout performance in the loss to No. 24 Cincinnati on Nov. 27, posting a then-career highs in points (21) and rebounds (eight). One day later against Tennessee, he added 18 points on 7-of-13 shooting against Tennessee.

YOUTH MOVEMENT

With only five returning players who saw time for the Huskers last year, Nebraska is one of the youngest teams in the country in 2015-16. Nebraska's 10 newcomers, which includes Andrew White III, who did not play last year, ties for third most nationally. The Huskers also have seven freshmen, which ties for fourth nationally. Of the nine programs with seven or more freshmen in 2015-16, three (Nebraska, Ohio State and Wisconsin) are in the Big Ten.

MOST FRESHMEN - DIVISION I PROGRAMS

No.	Schools	Freshmen
1.	UTEP, Cornell, Wisconsin	8
4.	Appalachian State, Columbia, Georgia Southern Nebraska, New Mexico State, Ohio State	7

A LOOK AT THE FRESHMEN

Nebraska has relied on its freshman class to provide an impact. The group has accounted for more than 31 percent of Nebraska's point production on the season, including 35 percent in Big Ten action.

Glynn Watson Jr., Jack McVeigh, Ed Morrow Jr. and Michael Jacobson fill four of the top eight spots in the rotation, while Bakari Evelyn has played in 15 games.

Watson has seen time at both guard spots, averaging 8.9 points and 2.6 assists per game while posting a team-best 2.6-to-1 assist-to-turnover ratio. He is second on the team with 31 steals, a total which is seventh on NU's freshman chart.

▶ Over the last eight games, Watson is averaging 12.2 points, 2.6 assists and 1.6 steals per game. He is shooting 48 percent from the floor and 75 percent from the foul line.

▶ Watson ranks third among all Big Ten freshmen in both assists and steals entering this week's action.

▶ He has been in double figures 12 times, including a season-high 17 points against Rhode Island (Dec. 13) and at Illinois (Jan. 16). Against Rhode Island, he scored 13 of his 17 points in the second half to rally the Huskers from an 11-point deficit. Watson had a team-high 16 points at Wisconsin on Wednesday.

Jacobson, who missed nearly two months of preseason practice with a foot injury, has averaged 4.6 points and 4.0 rebounds in just 16.9 minutes per outing.

▶ Jacobson has been playing his best basketball in recent weeks, averaging 9.7 points and 7.0 rebounds per game over his last three games. He has set career highs in points (13 vs. Rutgers) and rebounds (9 at Wisconsin) over NU's last two games. The streak started with a 10-point, seven-rebound effort against No. 4 Maryland on Feb. 3.

▶ He has had seven or more rebounds six times, including a career-high nine caroms at Wisconsin and eight at No. 11 Michigan State on Jan. 20.

McVeigh has been one of the primary scorers for the second unit, averaging 5.0 points, 2.8 rebounds and 1.1 assists per game. He is second on the team with 24 3-pointers. He made his first start at Wisconsin on Wednesday, finishing with eight points.

▶ He had his best game of the year against Indiana on Jan. 2, totaling 16 points on 6-of-8 shooting and six rebounds, tying or setting personal bests in points and rebounds.

▶ McVeigh played a key role in NU's win at No. 11 Michigan State on Jan. 20, hitting a pair of 3-pointers in a 13-0 second half run that turned a 56-51 deficit into an eight point lead. He finished with eight points and a season-high six rebounds.

▶ McVeigh made a quick first impression, coming off the bench for 16 points, including 4-of-4 from 3-point range, in just 13 minutes of action against MVSU. His 16-point effort was the highest total by a true freshman since Joe McCray had 23 points in his collegiate debut in 2004 against Arkansas-Pine Bluff.

Ed Morrow Jr. has become NU's first post player off the bench and averages 3.8 points on 63 percent shooting and 3.6 rebounds per game while playing 13.8 minutes per outing. Morrow leads the team in field goal percentage (.625) and is second in blocked shots (15).

▶ Morrow has provided a strong rebounder in his limited action, totaling four or more rebounds 12 times, including a career-high seven boards against Rutgers on Saturday when he also had 10 points on 5-of-6 shooting.

▶ Morrow had a season-high 11 points on 5-of-5 shooting against Southeastern Louisiana and has reached double figures three times, including twice in Big Ten play.

▶ He had one of his best games of the year at Illinois on Jan. 16, finishing with six points and a season-high six rebounds while playing a season-high 28 minutes and totaled six points and six boards against Michigan on Jan. 23.

LUE NAMED CAVS COACH

Former Nebraska standout Tyronn (pronounced Tuh-RAWN) Lue was named head coach of the Cleveland Cavaliers on Jan. 22 and was selected to coach the Eastern Conference All-Stars on Jan. 27. Before joining the Cavs staff in 2014, he spent one year with the Los Angeles Clippers and four years with the Boston Celtics, the last two on Doc Rivers' coaching staff. Lue was a first-round NBA pick in 1998 and spent 11 years in the NBA. He was a part of two NBA title teams with the Los Angeles Lakers and spent time with seven franchises.

LUE AT NEBRASKA

- ▶ First-team All-Big 12 as a junior (21.2 ppg; 4.8 apg; 4.3 rpg) as NU reached the 1998 NCAA Tournament
- ▶ Eighth on NU's career scoring list (1,577 career points) and career scoring average (15.9 ppg)
- ▶ Fourth on NU's career assists list (438)
- ▶ Seventh on NU's career steals list (154)
- ▶ 2013 Nebraska Basketball Hall of Fame Inductee

HANGING THEIR HAT ON DEFENSE

Under Tim Miles, solid defense has been vital to NU's success. In 2013-14, the Huskers' turnaround was keyed by defense. Last year, NU's defense allowed it to be in most games despite an offense which struggled to score.

- ▶ Dating back to 2013-14, only seven teams have shot over 50 percent against the Huskers in the last 68 contests.
- ▶ The Huskers have held seven of their 2 opponents under 40 percent this season.
- ▶ Under Miles, NU is 36-11 over the past four seasons when holding opponents to under 40 percent shooting.
- ▶ NU finished the 2014-15 season 24th nationally in defensive efficiency according to KenPom.com, marking the second straight year that Nebraska has had a top-25 defense.

HUSKERS ARE A BIG DRAW AT PBA

Nebraska basketball has become one of the toughest tickets in the Big Ten since the program moved into Pinnacle Bank Arena.

- ▶ Nebraska has averaged 15,392 fans per game and ranks 11th nationally in average attendance.
- ▶ Season tickets for the 2015-16 campaign were sold out by October (both season tickets and student tickets), marking the third straight year that they were sold out before the start of the season.
- ▶ In 2014-15, the Huskers broke their own single-season record for average attendance for the second straight year, averaging 15,569 fans per game. Nebraska finished the 2014-15 season ranked 10th nationally in attendance, the highest Nebraska has finished in national attendance since the NCAA began its rankings 1977-78.
- ▶ Nebraska has enjoyed success in Pinnacle Bank Arena, posting a 34-13 record in the building.

MARKING MILESTONES...

During the month of January, the Huskers have hit several milestones after snapping an 11-game conference losing streak on Jan. 9.

- ▶ The 34-point win at Rutgers on Jan. 9, marked the Huskers' largest road win in conference play and the Huskers' largest margin of victory in a road game since 1920.
- ▶ Nebraska's 20+ victories over Rutgers and Minnesota marked the first time since 1971 that NU won consecutive conference games by at least 20 points. Against Minnesota, NU led by 38 with seven minutes left before clearing the bench.
- ▶ The win at Illinois on Jan. 16 was the Huskers' first in Champaign since 1921, ending a nine-game losing streak there.
- ▶ Nebraska's win at No. 11 Michigan State on Jan. 20 snapped a 10-game losing streak to ranked foes dating back to 2014.

SHIELDS REPEATS AS ACADEMIC ALL-DISTRICT PICK

Nebraska forward Shavon Shields was honored for his efforts in the classroom Thursday, as he was named to the College Sports Information Directors of America (CoSIDA) Academic All-District™ VII team.

Shields, who carries a 3.72 GPA in biological sciences, earned the first-team all-district honor for the third consecutive year, and will advance to the national ballot for Academic All-America honors.

Shields, who was a first-team Academic All-American last season, will look to join Beau Reid as the only two-time Academic All-American in Nebraska basketball history. Nebraska leads the nation with 320 CoSIDA Academic All-Americans across all sports.

SUCCESS IN THE CLASSROOM

The Huskers have enjoyed success in the classroom under Tim Miles. In 2014-15, Nebraska placed a Big Ten-high five players (Nick Fuller, Kyle Kurkowski, Trevor Menke, Shavon Shields and Leslee Smith) on the Academic All-Big Ten team.

Over the last three years, 11 Huskers have earned Academic All-Big Ten accolades. In addition, nine of the 10 seniors who have played for Miles have received their degrees, while both seniors in 2015-16 are on track to receive their degrees in 2016.

HUSKERS HAVE 20-20 VISION

For the 13th time under Tim Miles, the Huskers had multiple 20-point scorers in a game on Dec. 5, as Andrew White III (30) and Shavon Shields (21) both had at least 20 points in the win over Abilene Christian. NU is now 9-4 under Miles when having two players score at least 20 points per game. Prior to Miles' arrival in 2012-13, the feat had not happened at Nebraska since 2007.

DOUBLE 20-POINT GAMES IN 2015-16

Andrew White (20) & Shavon Shields (21) Delaware State
Andrew White (30) & Shavon Shields (21) Abilene Christian

DOUBLE-DIGIT COMEBACKS UNDER MILES

Nebraska showed its mettle in the victory against Rhode Island on Dec. 13, rallying from 11 points down in the second half to post a 70-67 victory.

The comeback marked the fifth time under Tim Miles that Nebraska has overcome a double-digit deficit to win and the first since overcoming a 16-point deficit against Omaha on Nov. 25, 2014.

No.	Deficit	Opponent (Year)
1.	19	vs. Iowa (2012-13)
2.	16	vs. Indiana (2013-14)
	16	vs. UNO (2014-15)
4.	13	vs. Illinois (2013-14)
5.	11	vs. Rhode Island (2015-16)

HUSKERS SIGN TWO IN FALL PERIOD

Nebraska men's basketball coach Tim Miles announced that **Jeriah Horne** and **Isaiah Roby** have signed National Letters-of-Intent during the fall period.

Roby (6-8, 205, Forward, Dixon, Ill.): A four-star prospect by Scout and Rivals and a three-star selection by ESPN.com. He is ranked 89th nationally by Scout.com, which also considers him as the top senior in the state of Illinois in the class of 2016. Roby is also rated No. 104 nationally by Rivals...Led Dixon High School to a 28-2 record and a regional finals appearance, averaging 12.5 points, 9.8 rebounds, 3.8 assists, 2.6 steals and 3.7 blocks per game.

Horne (6-7, 220, Forward, Overland Park, Kan.): Rated No. 129 nationally by Rivals and is listed as a three-star recruit by Scout, Rivals and 247 Sports...Led The Barstow School to a 29-2 record and the Missouri Class 3 State title as a junior, averaging 20.1 points and 10 rebounds per game... had 33 points in the state quarterfinals and finished his season with 19 points and 10 rebounds in the state title game.

NCAA ATTENDANCE LEADERS (as of Feb. 11)

No.	School	Attendance
1	Kentucky	23,157
2	Syracuse	20,655
3	Louisville	20,616
4	Maryland	17,845
5	North Carolina	17,549
6	Wisconsin	17,287
7	Creighton	17,023
8	Indiana	16,994
9	North Carolina St.	16,599
10	Kansas	16,465
11	Nebraska	15,392

HUSKER BASKETBALL ATTENDANCE

Season	Average (Rk.)
2011-12 (First year of B1G)	10,019 (40)
2012-13	10,352 (38)
2013-14 (1st year of PBA)	15,419 (13)
2014-15	15,569 (10)
2015-16	15,392 (11)



TIM MILES

Fourth Season at Nebraska

Alma Mater:
University of Mary ('89)

HEAD COACHING EXPERIENCE

Nebraska, 2012-present; Colorado State, 2007-12; North Dakota State, 2001-07; Southwest Minnesota State, 1997-2001; Mayville State, 1995-97.

ASSISTANT COACHING EXPERIENCE

Northern State, 1989-95

FAMILY

Wife, Kari

Children: Son, Gabriel; Daughter, Ava

COACHING HONORS

- Jim Phelan National Coach of the Year, 2014
- Big Ten Coach of the Year, 2014
- Northern State University Hall of Fame
Jim Kretchman Coaching Award, 2014
- USBWA District VIII Coach of the Year, 2012
- CollegeInsider.com Mountain West Coach of the Year, 2010
- University of Mary Hall of Fame Inductee, 2007
- CBSsportsline Division I Independent Coach of the Year, 2005-06
- North Central Region Coach of the Year, 2000-01
- Northern Sun Conference Coach of the Year, 2000-01
- NDCAC Coach of the Year, 1995-96

YEAR-BY-YEAR TOTALS

Year	Team	Record	Pct.
1995-96	Mayville State	17-11	.607
1996-97	Mayville State	18-11	.621
	Two seasons	35-22	.614
1997-98	SW Minnesota State	16-11	.593
1998-99	SW Minnesota State	16-11	.593
1999-00	SW Minnesota State	18-10	.643
2000-01	SW Minnesota State	28-7	.800
	Four seasons	78-39	.667
2001-02	North Dakota State	11-15	.423
2002-03	North Dakota State	20-11	.645
2003-04	North Dakota State	16-13	.552
2004-05	North Dakota State	16-12	.571
2005-06	North Dakota State	16-12	.571
2006-07	North Dakota State	20-8	.714
	Six seasons	99-71	.582
2007-08	Colorado State	7-25	.219
2008-09	Colorado State	9-22	.290
2009-10	Colorado State	16-16	.500
2010-11	Colorado State	19-13	.594
2011-12	Colorado State	20-12	.625
	Five seasons	71-88	.447
2012-13	Nebraska	15-18	.455
2013-14	Nebraska	19-13	.594
2014-15	Nebraska	13-18	.419
2015-16	Nebraska	13-12	.520
	Four seasons	60-61	.496
Career	21 seasons	343-281	.550

A proven program builder who has enjoyed success at the Division I, Division II and NAIA levels, Tim Miles was named the 27th basketball coach at the University of Nebraska on March 24, 2012. He is believed to be the only active coach who has made national tournament appearances at four-year schools at the Division I, Division II and NAIA levels.

In 2014-15, the Huskers garnered their first national ranking since 1995 and enjoyed record-setting attendance numbers, establishing a school-record attendance of 15,569 fans per game to rank 10th nationally. Terran Petteway earned All-Big Ten honors for the second straight year and earned an invitation to training camp with the Atlanta Hawks. Miles' program also enjoyed a first in the classroom, as Shavon Shields became the first Husker basketball player to be named a first-team Academic All-American.

In 2013-14, Miles was named Big Ten Coach of the Year and Jim Phalen National Coach of the Year after guiding the Huskers to an 11-7 Big Ten mark and a fourth-place finish after the team was picked to finish 12th in the preseason. NU's 11 conference wins were its highest total since 1965-66, while the fourth-place finish was the Huskers' best since 1997-98. Miles became the first Husker coach to garner conference coach of the year accolades since 1991 after guiding the Huskers to their first NCAA appearance in 16 years.

The 2012-13 Huskers surpassed nearly every pundit's expectation, going 15-18, including three wins over NCAA Tournament teams and the program's first-ever Big Ten Tournament win.

Before taking over the Nebraska program, Miles spent the previous five seasons building the Colorado State program. He increased his victory total in each of his five years at CSU, culminating in a 20-12 record and the school's first NCAA appearance in nine seasons during his final year in Fort Collins. After winning 16 games in his first two years, his teams went 55-41 over the last three years, reaching postseason play in each campaign.

The 2011-12 Rams posted the school's first 20-win season since the 1997-98 campaign while playing a schedule that was rated as the fourth-toughest in the country. Colorado State set a school record with three wins over ranked teams and placed three players on the All-Mountain West teams, and Miles was named the District VIII Coach of the Year by the U.S. Basketball Writers Association for his efforts. The Rams, one of four Mountain West teams to receive bids in the 2012 NCAA Tournament, averaged 70.1 points per game on the season and topped the Mountain West Conference in field-goal percentage (47.1), 3-point percentage (40.0) and free throw percentage (76.8).

Three of his players earned All-Mountain West honors, marking the program's most honorees in its half century affiliation with the WAC or Mountain West Conference. In 2010-11, Miles guided the program to a 19-13 record, a fourth-place finish in the Mountain West, and a berth in the NIT.

With 21 years of experience as a head coach at four institutions, he has compiled a career record of 343-281 that includes three conference championships and seven postseason tournament appearances.

Before taking over the Colorado State program, Miles spent six seasons at North Dakota State, guiding the Bison through the transition to the Division I ranks. He won at least 16 games in each of his final five seasons at the school, including the program's first three years at the Division I level. Miles' tenure at NDSU was highlighted by a pair of road wins over top-15 squads in his final two seasons.

Miles showed his ability to turn around programs during his tenure at Southwest Minnesota State University. He took a program that had only one winning season in the previous decade and went 78-39 in his four seasons at the school, recorded the first 20-win season in school history, and led Southwest Minnesota State to its first back-to-back winning seasons in more than two decades.

Miles began his head coaching career at Mayville (N.D.) State University, guiding the program to a 35-22 record from 1995 to 1997 and a pair of conference titles. He began his coaching career as an assistant coach at Northern State for six seasons from 1989-90 through 1994-95 and helped the Wolves to five NAIA playoff appearances and five regional titles. He was the recruiting coordinator for NSU and was responsible for bringing in and coaching five All-Americans at that school.

A native of Doland, S.D., he graduated from the University of Mary in Bismarck, N.D., in 1989 and earned a master's degree in health and physical education from Northern State in Aberdeen, S.D., in 1990. He was inducted into the University of Mary Athletic Hall of Fame in 2007.

MILES BY THE NUMBERS

1 - Shavon Shields earned first-team CoSIDA Academic All-America honors in 2015, the first Husker to earn that honor.

2 - At North Dakota State (a Division I independent at the time), Tim Miles went 2-0 against ranked opponents, topping No. 13 Wisconsin in 2005-06 and No. 8 Marquette in 2006-07.

3 - Miles was one of only three coaches in Colorado State history to lead the Rams to three consecutive postseason appearances (2010-11-12).

3 - Number of CSU players who earned All-Mountain West honors in 2011-12, the most in the school's 50 years of league affiliation.

4 - Number of former assistants under Miles who are Division I head coaches in 2015-16.

10 - Miles' 2011-12 Colorado State team ranked in the top 10 nationally in both free throw (76.8) and 3-point percentage (40.0) in 2011-12, joining Missouri as the only other school in the country to rank in the top 10 in both categories.

11 - Nebraska's Big Ten wins in 2013-14, the most conference wins by a Husker team since 1965-66.

30 - Colorado State's RPI in 2011-12, as he took the program's RPI from 273rd in his first season to 30th in 2011-12.

21 - Seasons that Tim Miles has been a head coach during the 2015-16 season. His teams have reached postseason play at the Division I, Division II and NAIA levels and during his 20 previous years, his teams have failed to increase their win total only twice.

1920 - The last time a Husker men's basketball coach won his first road game before Tim Miles accomplished the feat at Wake Forest in the ACC/Big Ten Challenge in 2012-13.

95,325 - Number of followers on twitter for @CoachMiles, where he provides a unique look into the program, including halftime tweets.

2015-16 TV AND RADIO ROSTER



0 | Tai Webster
Jr. | G | 6-4 | 196



1 | Anton Gill
Jr. | G | 6-3 | 191




3 | Andrew White III
Jr. | G | 6-7 | 216



4 | Johnny Trueblood
Fr. | G | 6-4 | 195



5 | Glynn Watson Jr.
Fr. | G | 6-0 | 165



10 | Jack McVeigh
Fr. | G/F | 6-8 | 210




11 | Bakari Evelyn
Fr. | G | 6-2 | 178




12 | Michael Jacobson
Fr. | F | 6-8 | 222



15 | Malcolm Laws
So. | G | 6-1 | 190




20 | Tanner Borchardt
Fr. | F | 6-8 | 274



23 | Nick Fuller
So. | G/F | 6-7 | 204



24 | Jake Hammond
So. | F | 6-10 | 235



30 | Ed Morrow Jr.
Fr. | F | 6-7 | 225



31 | Shavon Shields
Sr. | G/F | 6-7 | 225



32 | Benny Parker
Sr. | G | 5-9 | 175



Tim Miles
Head Coach



Phil Beckner
Assistant Coach



Kenya Hunter
Assistant Coach



Jim Molinari
Assistant Coach



Teddy Owens
Director of Basketball
Operations



Gregory Eaton
Video Coordinator



Brett Sapp
Administrative Coordinator




Tim Wilson
Strength Coach



R.J. Pietig
Athletic Trainer



Pat Norris
Equipment Manager



Ali Farokhmanesh
Graduate Manager