

NCAA Gymnastics Score Sheet

Teams: Home *Penn State Univ.

Visitor Arizona State University

Date Apr 7, 2018

Place Penn State Univeristy

Attendance

2755

Name		1	2	3	4	nd	AVE	Name		1	2	3	4	nd	AVE
V A U L T	1 Kourtney Chinnery 404	9.65	9.80	9.80	9.80		9.800	1 Kaitlyn Szaf ranski 109	9.65	9.75	9.75	9.65		9.700	
	2 Alissa Bonsall 402	9.75	9.75	9.75	9.75		9.750	2 Jessica Ginn 104	9.75	9.60	9.75	9.80		9.750	
	3 Sabrina Garcia 405	9.70	9.70	9.75	9.65		9.700	3 Anne Kuhm 105	9.70	9.75	9.70	9.70		9.700	
	4 Gianna LaGuardia 408	9.80	9.75	9.80	9.85		9.800	4 Cairo Leonard-Baker 106	9.70	9.75	9.75	9.75		9.750	
	5 Briannah Tsang 412	9.70	9.85	9.90	9.85		9.850	5 Morgan Wilson 112	9.90	9.80	9.75	9.70		9.775	
	6 Lauren Bridgens 403	9.90	9.90	9.85	9.90		9.900	6 Graycee Rushton 107	9.60	9.55	9.65	9.60		9.600	

Vault Score: **49.100**

Running Score: **49.100**

Vault Score: **48.675**

Running Score: **48.675**

B A R S	1 Tess McCracken 409	9.75	9.75	9.85	9.75		9.750	1 Morgan Wilson 112	9.75	9.80	9.80	9.85		9.800
	2 Ava Verdeflor 413	9.05	9.15	8.90	9.00		9.025	2 Kaitlyn Szaf ranski 109	9.80	9.75	9.75	9.70		9.750
	3 Kristen Politz 410	8.80	8.85	8.55	8.95		8.825	3 Ashley Szaf ranski 108	9.90	9.90	9.90	9.85		9.900
	4 Lauren Bridgens 403	9.80	9.85	9.85	9.85		9.850	4 Nichelle Christophers 103	9.80	9.75	9.70	9.80		9.775
	5 Sabrina Garcia 405	9.80	9.70	9.70	9.80		9.750	5 Anne Kuhm 105	9.75	9.80	9.85	9.85		9.825
	6 Briannah Tsang 412	9.85	9.85	9.85	9.75		9.850	6 Cairo Leonard-Baker 106	9.85	9.85	9.80	9.85		9.850

Bars Score: **48.225**

Running Score: **97.325**

Bars Score: **49.150**

Running Score: **97.825**

B E A M	1 Sabrina Garcia 405	9.70	9.70	9.70	9.75		9.700	1 Cairo Leonard-Baker 106	9.75	9.80	9.80	9.70		9.775
	2 Lauren Bridgens 403	9.70	9.70	9.80	9.70		9.700	2 Heather Udowitch 110	9.80	9.85	9.85	9.90		9.850
	3 Kristen Politz 410	9.85	9.75	9.70	9.75		9.750	3 Anne Kuhm 105	9.80	9.75	9.55	9.65		9.700
	4 Tess McCracken 409	9.60	9.80	9.80	9.60		9.700	4 Morgan Wilson 112	9.75	9.80	9.80	9.80		9.800
	5 Briannah Tsang 412	9.80	9.75	9.80	9.80		9.800	5 Ashley Szaf ranski 108	9.85	9.90	9.80	9.80		9.825
	6 Mason Hosek 406	9.75	9.85	9.90	9.85		9.850	6 Justine Callis 102	9.90	9.75	9.85	9.75		9.800

Beam Score: **48.800**

Running Score: **146.125**

Beam Score: **49.050**

Running Score: **146.875**

F L O O R	1 Kristen Politz 410	9.60	9.80	9.75	9.75		9.750	1 Justine Callis 102	9.75	9.80	9.70	9.80		9.775
	2 Alissa Bonsall 402	9.75	9.80	9.65	9.80		9.775	2 Heather Udowitch 110	9.70	9.70	9.75	9.70		9.700
	3 Peyton Schuller 411	9.85	9.80	9.80	9.70		9.800	3 Jessica Ginn 104	9.70	9.70	9.70	9.70		9.700
	4 Lauren Bridgens 403	9.75	9.75	9.75	9.80		9.750	4 Kaitlyn Szaf ranski 109	9.75	9.80	9.75	9.75		9.750
	5 Sabrina Garcia 405	9.70	9.70	9.65	9.70		9.700	5 Anne Kuhm 105	9.80	9.90	9.85	9.80		9.825
	6 Briannah Tsang 412	9.75	9.80	9.75	9.80	-0.1	9.675	6 Cairo Leonard-Baker 106	9.80	9.85	9.80	9.90		9.825

Floor Score: **48.775**

Running Score: **194.900**

Floor Score: **48.875**

Running Score: **195.750**

Final Team Score: **194.900**

Final Team Score: **195.750**

All-Arounders

All-Arounders

	Bridgens	Garcia	Tsang					Kuhm	Leonard-Bake				
VT	9.900	9.700	9.850					9.700	9.750				
UB	9.850	9.750	9.850					9.825	9.850				
BB	9.700	9.700	9.800					9.700	9.775				
FX	9.750	9.700	9.675					9.825	9.825				
AA	39.200	38.850	39.175					39.050	39.200				

Judge's Signatures * VT

* UB

* BB

* FX

Dean Ratliff (N), Lynn Day (N)

Diane Thompson (B), Laurie DeFrancesco (N)

Diane Grayson (B), Jane Flynn (N)

Robin Ruegg (B), Katie Smigiel (N)

* Head Judge

VT

UB

BB

FX

Stephanie Kuhlmann (N), Stacey Mooney (10)

Kelly Dornon Heimsath (N), Erin Holly (10)

Tina Paulos (N), Lynne Burke (10)

Terri Watermeier (N), Cynthia Davis (10)

Coach's Signature

Sarah Shire Brown

Coach's Signature

Jay Santos

NCAA Gymnastics Score Sheet

Teams: Home Univ. of Florida

Visitor Univ. of New Hampshire

Date Apr 7, 2018

Place Penn State Univeristy

Attendance

2755

Name		1	2	3	4	nd	AVE	Name		1	2	3	4	nd	AVE
V A U L T	1 Amelia Hundley 209	9.65	9.80	9.80	9.75		9.775	1 Courtney Bondanza 301	9.65	9.70	9.75	9.70		9.700	
	2 Alyssa Baumann 203	9.70	9.70	9.75	9.65		9.700	2 Marissa Toci 313	9.65	9.75	9.70	9.70		9.700	
	3 Jazmyn Foberg 207	9.85	9.85	9.80	9.85		9.850	3 Erin Carroll 303	9.70	9.65	9.75	9.65		9.675	
	4 Alicia Boren 204	9.90	9.90	9.85	9.90		9.900	4 Elizabeth Mahoney 310	9.65	9.75	9.70	9.60		9.675	
	5 Rachel Slocum 213	9.95	9.95	9.95	9.95		9.950	5 Nicole O'Leary 312	9.80	9.75	9.80	9.75		9.775	
	6 Alex McMurtry 211	9.90	9.95	9.90	9.95		9.925	6 Lauren Diggan 304	9.75	9.75	9.80	9.80		9.775	

Vault Score: **49.400**

Running Score: **49.400**

Vault Score: **48.625**

Running Score: **48.625**

B A R S	1 Alicia Boren 204	9.45	9.20	9.50	9.20		9.325	1 Danielle Doolin 305	9.65	9.60	9.55	9.60		9.600
	2 Megan Skaggs 212	9.85	9.90	9.90	9.95		9.900	2 Ava Watkins 314	9.40	9.60	9.70	9.55		9.575
	3 Amelia Hundley 209	9.95	9.85	9.85	9.85		9.850	3 Riley Freehling 306	9.65	9.55	9.55	9.55		9.550
	4 Rachel Gowey 208	9.90	9.85	9.90	9.90		9.900	4 Lauren Diggan 304	9.80	9.80	9.80	9.75		9.800
	5 Jazmyn Foberg 207	9.90	9.85	9.85	9.90		9.875	5 Danielle Mulligan 311	9.80	9.80	9.85	9.80		9.800
	6 Alex McMurtry 211	9.90	10.00	9.95	10.00		9.975	6 Makenzie Kerouac 308	9.80	9.80	9.80	9.80		9.800

Bars Score: **49.500**

Running Score: **98.900**

Bars Score: **48.575**

Running Score: **97.200**

B E A M	1 Amelia Hundley 209	9.85	9.90	9.85	9.85		9.850	1 Danielle Doolin 305	9.70	9.75	9.70	9.70		9.700
	2 Alicia Boren 204	9.80	9.90	9.90	9.90		9.900	2 Lia Breenen 302	9.75	9.80	9.75	9.75		9.750
	3 Rachel Gowey 208	9.95	9.95	9.85	9.90		9.925	3 Courtney Bondanza 301	9.75	9.75	9.70	9.70		9.725
	4 Alyssa Baumann 203	9.95	9.85	9.85	9.90		9.875	4 Riley Freehling 306	9.70	9.70	9.55	9.70		9.700
	5 Alex McMurtry 211	9.95	9.95	9.95	9.95		9.950	5 Clare Hampford 307	9.85	9.80	9.75	9.75		9.775
	6 Jazmyn Foberg 207	9.35	9.30	9.40	9.50		9.375	6 Casey Lauter 309	9.90	9.85	9.75	9.80		9.825

Beam Score: **49.500**

Running Score: **148.400**

Beam Score: **48.775**

Running Score: **145.975**

F L O O R	1 Amelia Hundley 209	9.80	9.85	9.75	9.85		9.825	1 Lia Breenen 302	9.80	9.70	9.75	9.80		9.775
	2 Rachel Gowey 208	9.80	9.85	9.85	9.80		9.825	2 Emma Winer 315	9.70	9.80	9.80	9.85		9.800
	3 Alex McMurtry 211	9.90	9.85	9.85	9.90		9.875	3 Nicole O'Leary 312	9.75	9.75	9.80	9.80	-0.1	9.675
	4 Rachel Slocum 213	9.85	9.90	9.90	9.90		9.900	4 Lauren Diggan 304	9.75	9.85	9.85	9.70		9.800
	5 Alicia Boren 204	9.90	9.90	9.90	9.90		9.900	5 Clare Hampford 307	9.75	9.80	9.80	9.85		9.800
	6 Alyssa Baumann 203	9.80	9.85	9.90	9.80		9.825	6 Danielle Doolin 305	9.80	9.80	9.80	9.80		9.800

Floor Score: **49.325**

Running Score: **197.725**

Floor Score: **48.975**

Running Score: **194.950**

Final Team Score: **197.725**

Final Team Score: **194.950**

All-Arounders

All-Arounders

	Boren	Hundley	McMurtry											
VT	9.900	9.775	9.925											
UB	9.325	9.850	9.975											
BB	9.900	9.850	9.950											
FX	9.900	9.825	9.875											
AA	39.025	39.300	39.725											

Judge's Signatures * VT

* UB

* BB

* FX

Dean Ratliff (N), Lynn Day (N)

Diane Thompson (B), Laurie DeFrancesco (N)

Diane Grayson (B), Jane Flynn (N)

Robin Ruegg (B), Katie Smigiel (N)

* Head Judge

VT

UB

BB

FX

Stephanie Kuhlmann (N), Stacey Mooney (10)

Kelly Dornon Heimsath (N), Erin Holly (10)

Tina Paulos (N), Lynne Burke (10)

Terri Watermeier (N), Cynthia Davis (10)

Coach's Signature

Jenny Rowland

Coach's Signature

Gail Goodspeed

NCAA Gymnastics Score Sheet

Teams: Home University of Washington Visitor West Virginia University

Date Apr 7, 2018 Place Penn State Univeristy Attendance 2755

Name		1	2	3	4	nd	AVE	Name		1	2	3	4	nd	AVE
V A U L T	1 Monica Riley 506	9.70	9.80	9.70	9.75		9.725	1 Robyn Bernard 601	9.65	9.65	9.70	9.60		9.650	
	2 Haley Roy 509	9.70	9.75	9.75	9.75		9.750	2 Jaquie Tun 613	9.65	9.60	9.70	9.80		9.675	
	3 Joslyn Goings 503	9.80	9.75	9.75	9.75		9.750	3 Julia Merwin 611	9.70	9.75	9.70	9.70		9.700	
	4 Kristyn Hoffa 504	9.65	9.80	9.75	9.75		9.750	4 Abby Kaufman 607	9.60	9.70	9.60	9.70		9.650	
	5 Madison Copiak 502	9.80	9.70	9.75	9.70		9.725	5 Zaakira Muhammad 612	9.90	9.90	9.80	9.90		9.900	
	6 Hailey Burleson 501	9.65	9.80	9.75	9.80		9.775	6 Kirah Koshinski 608	9.75	9.85	9.80	9.85		9.825	

Vault Score: **48.750** Running Score: **48.750** Vault Score: **48.750** Running Score: **48.750**

B A R S	1 Michaela Nelson 505	9.75	9.90	9.80	9.85		9.825	1 Robyn Bernard 601	9.65	9.65	9.60	9.70		9.650
	2 Joslyn Goings 503	9.85	9.70	9.80	9.80		9.800	2 Jaquie Tun 613	9.65	9.80	9.75	9.75		9.750
	3 Evanni Roberson 507	9.80	9.75	9.80	9.75		9.775	3 Abby Kaufman 607	9.35	9.25	9.25	9.30		9.275
	4 Hailey Burleson 501	9.75	9.75	9.75	9.80		9.750	4 Jordan Gillette 606	9.60	9.50	9.70	9.65		9.625
	5 Madison Copiak 502	9.80	9.80	9.85	9.80		9.800	5 Chloe Cluchey 602	9.65	9.80	9.60	9.75		9.700
	6 Monica Riley 506	9.85	9.80	9.85	9.85		9.850	6 Zaakira Muhammad 612	9.75	9.55	9.75	9.70		9.725

Bars Score: **49.050** Running Score: **97.800** Bars Score: **48.450** Running Score: **97.200**

B E A M	1 Malory Rose 508	9.75	9.70	9.85	9.80		9.775	1 McKenna Linnen 609	9.65	9.65	9.70	9.70		9.675
	2 Zoey Schaefer 510	9.70	9.70	9.75	9.70		9.700	2 Jordan Gillette 606	9.25	9.00	8.80	9.00		9.000
	3 Madison Copiak 502	9.75	9.75	9.80	9.85		9.775	3 Abby Kaufman 607	9.70	9.80	9.80	9.75		9.775
	4 Joslyn Goings 503	9.90	9.80	9.90	9.85		9.875	4 Kirah Koshinski 608	9.75	9.80	9.75	9.70		9.750
	5 Evanni Roberson 507	9.85	9.85	9.90	9.90		9.875	5 Carly Galpin 605	9.80	9.80	9.85	9.80		9.800
	6 Hailey Burleson 501	9.90	9.80	9.85	9.80		9.825	6 Zaakira Muhammad 612	9.20	9.20	9.20	9.30		9.200

Beam Score: **49.125** Running Score: **146.925** Beam Score: **48.200** Running Score: **145.400**

F L O O R	1 Michaela Nelson 505	9.80	9.75	9.70	9.80		9.775	1 Erica Fontaine 604	9.80	9.80	9.85	9.85		9.825
	2 Evanni Roberson 507	9.80	9.80	9.80	9.75		9.800	2 Jordan Gillette 606	9.80	9.80	9.80	9.85		9.800
	3 Zoey Schaefer 510	9.90	9.90	9.85	9.90		9.900	3 Zaakira Muhammad 612	9.85	9.85	9.80	9.80		9.825
	4 Kristyn Hoffa 504	9.90	9.90	9.90	9.85		9.900	4 Abby Kaufman 607	9.85	9.80	9.85	9.90		9.850
	5 Maya Washington 512	9.85	9.90	9.90	9.90		9.900	5 Chloe Cluchey 602	9.25	9.20	9.15	9.15	-0.1	9.075
	6 Hailey Burleson 501	9.85	9.85	9.85	9.90		9.850	6 Kirah Koshinski 608	9.80	9.85	9.75	9.80	-0.1	9.700

Floor Score: **49.350** Running Score: **196.275** Floor Score: **49.000** Running Score: **194.400**

Final Team Score: **196.275**

Final Team Score: **194.400**

All-Arounders

All-Arounders

VT UB BB FX AA	Burleson							Kaufman	Muhammad					
	9.775							9.650	9.900					
	9.750							9.275	9.725					
	9.825							9.775	9.200					
	9.850							9.850	9.825					
	39.200							38.550	38.650					

Judge's Signatures * VT Dean Ratliff (N), Lynn Day (N) * UB Diane Thompson (B), Laurie DeFrancesco (N) * BB Diane Grayson (B), Jane Flynn (N) * FX Robin Ruegg (B), Katie Smigiel (N)

* Head Judge VT Stephanie Kuhlmann (N), Stacey Mooney (10) UB Kelly Dornon Heimsath (N), Erin Holly (10) BB Tina Paulos (N), Lynne Burke (10) FX Terri Watermeier (N), Cynthia Davis (10)

Coach's Signature Elise Ray Coach's Signature Jason Butts

NCAA Gymnastics Score Sheet

Teams: Home Rutgers, The State Univ of New Jersey Visitor Temple Univ.

Date Apr 7, 2018 Place Penn State Univeristy Attendance 2755

Name		1	2	3	4	nd	AVE	Name		1	2	3	4	nd	AVE	
V A U L T	1 Libby Groden	806	9.45	9.55	9.65	9.70		9.600	1 Jaylene Everett	808	9.60	9.45	9.55	9.50		9.525
	2 Belle Huang	810	9.45	9.55	9.60	9.55		9.550	2 Sahara Gipson	809	9.60	9.65	9.60	9.75		9.625

Vault Score: 19.150 Running Score: 19.150 Vault Score: 19.150 Running Score: 19.150

B A R S	1 Libby Groden	806	9.65	9.60	9.65	9.70		9.650							
	2 Belle Huang	810	9.65	9.35	9.55	9.70		9.600							

Bars Score: 19.250 Running Score: 38.400 Bars Score: 0.000 Running Score: 19.150

B E A M	1 Libby Groden	806	9.10	9.00	9.00	9.00		9.000						
	2 Makenzey Shank	807	9.70	9.40	9.25	9.40		9.400						
	3 Belle Huang	810	9.60	9.60	9.75	9.65		9.625						

Beam Score: 28.025 Running Score: 66.425 Beam Score: 0.000 Running Score: 19.150

F L O O R	1 Libby Groden	806	9.70	9.75	9.80	9.80		9.775						
	2 Belle Huang	810	9.80	9.85	9.85	9.70		9.825						

Floor Score: 19.600 Running Score: 86.025 Floor Score: 0.000 Running Score: 19.150

Final Team Score: 86.025

Final Team Score: 19.150

All-Arounders

All-Arounders

	Groden	Huang												
VT	9.600	9.550												
UB	9.650	9.600												
BB	9.000	9.625												
FX	9.775	9.825												
AA	38.025	38.600												

Judge's Signatures * VT Dean Ratliff (N), Lynn Day (N) * UB Diane Thompson (B), Laurie DeFrancesco (N) * BB Diane Grayson (B), Jane Flynn (N) * FX Robin Ruegg (B), Katie Srigiel (N)

* Head Judge VT Stephanie Kuhlmann (N), Stacey Mooney (10) UB Kelly Dornon Heimsath (N), Erin Holly (10) BB Tina Paulos (N), Lynne Burke (10) FX Terri Watermeier (N), Cynthia Davis (10)

Coach's Signature Louis Levine Coach's Signature Michael Rosso

NCAA Gymnastics Score Sheet

Teams: Home Univ. of Bridgeport Visitor University of Pennsylvania

Date Apr 7, 2018 Place Penn State Univeristy Attendance 2755

Name		1	2	3	4	nd	AVE	Name		1	2	3	4	nd	AVE
V A U L T	1 Kelsey Campbell 801	9.55	9.65	9.60	9.70		9.625								

Vault Score: 9.625 Running Score: 9.625 Vault Score: 0.000 Running Score: 0.000

B A R S	1 Kelsey Campbell 801	9.60	9.75	9.55	9.60		9.600							
	2 Kelli Tereshko 804	9.65	9.70	9.65	9.70		9.675							

Bars Score: 19.275 Running Score: 28.900 Bars Score: 0.000 Running Score: 0.000

B E A M	1 Kelsey Campbell 801	9.75	9.60	9.55	9.60		9.600							
	2 Kathryn Doran 802	9.80	9.70	9.65	9.60		9.675							

Beam Score: 19.275 Running Score: 48.175 Beam Score: 0.000 Running Score: 0.000

F L O O R	1 Kelsey Campbell 801	9.10	9.05	9.00	9.05		9.050	1 Alex Hartke 805	9.70	9.80	9.60	9.75		9.725
	2 Maya Reimers 803	9.75	9.70	9.85	9.85		9.800							

Floor Score: 18.850 Running Score: 67.025 Floor Score: 9.725 Running Score: 9.725

Final Team Score: 67.025

Final Team Score: 9.725

All-Arounders

All-Arounders

VT UB BB FX AA	Campbell													
	9.625													
	9.600													
	9.600													
	9.050													
	37.875													

Judge's Signatures * VT Dean Ratliff (N), Lynn Day (N) * UB Diane Thompson (B), Laurie DeFrancesco (N) * BB Diane Grayson (B), Jane Flynn (N) * FX Robin Ruegg (B), Katie Smigel (N)

* Head Judge VT Stephanie Kuhlmann (N), Stacey Mooney (10) UB Kelly Dornon Heimsath (N), Erin Holly (10) BB Tina Paulos (N), Lynne Burke (10) FX Terri Watermeier (N), Cynthia Davis (10)

Coach's Signature Bryon Knox Coach's Signature Emily Shugan

NCAA Gymnastics Score Sheet

Teams: Home Yale Univ. Visitor _____

Date Apr 7, 2018 Place Penn State Univeristy Attendance 2755

Name		1	2	3	4	nd	AVE	Name		1	2	3	4	nd	AVE
V A U L T	1 Jade Buford	811	9.30	9.60	9.60	9.50	9.550								

Vault Score: 9.550 Running Score: 9.550 Vault Score: 0.000 Running Score: 0.000

B A R S	1 Jade Buford	811	9.75	9.75	9.65	9.60	9.700							
	2 Jessica Wang	812	9.00	9.10	9.15	9.05	9.075							

Bars Score: 18.775 Running Score: 28.325 Bars Score: 0.000 Running Score: 0.000

B E A M	1 Jade Buford	811	9.85	9.65	9.80	9.70	9.750							

Beam Score: 9.750 Running Score: 38.075 Beam Score: 0.000 Running Score: 0.000

F L O O R	1 Jade Buford	811	9.75	9.80	9.75	9.85	9.775							

Floor Score: 9.775 Running Score: 47.850 Floor Score: 0.000 Running Score: 0.000

Final Team Score: 47.850

Final Team Score: 0.000

All-Arounders

All-Arounders

VT UB BB FX AA	Buford													
	9.550													
	9.700													
	9.750													
	9.775													
	38.775													

Judge's Signatures * VT _____ * UB _____ * BB _____ * FX _____
Dean Ratliff (N), Lynn Day (N) Diane Thompson (B), Laurie DeFrancesco (N) Diane Grayson (B), Jane Flynn (N) Robin Ruegg (B), Katie Strigel (N)





* Head Judge VT _____ UB _____ BB _____ FX _____
Stephanie Kuhlmann (N), Stacey Mooney (10) Kelly Dornon Heimsath (N), Erin Holly (10) Tina Paulos (N), Lynne Burke (10) Terri Watermeier (N), Cynthia Davis (10)

Coach's Signature Barbara Tony Coach's Signature Emily Shugan

2018 NCAA Regionals - University Park

Team Results





Apr 7, 2018

Rank	Gym	Team	Score				
1	UF	X	197.725	49.400 1	49.500 1	49.500 1	49.325 2
	213	Rachel Slocum		9.950			9.900
	211	Alex McMurtry		9.925	9.975	9.950	9.875
	204	Alicia Boren		9.900		9.900	9.900
	207	Jazmyn Foberg		9.850	9.875		
	209	Amelia Hundley		9.775	9.850	9.850	9.825
	208	Rachel Gowey			9.900	9.925	9.825
	212	Megan Skaggs			9.900		
	203	Alyssa Baumann				9.875	
2	UW	X	196.275	48.750 3T	49.050 3	49.125 2	49.350 1
	501	Hailey Burleson		9.775		9.825	9.850
	503	Joslyn Goings		9.750	9.800	9.875	
	504	Kristyn Hoffa		9.750			9.900
	509	Haley Roy		9.750			
	502	Madison Copiak		9.725	9.800	9.775	
	506	Monica Riley			9.850		
	505	Michaela Nelson			9.825		
	507	Evanni Roberson			9.775	9.875	9.800
	508	Malory Rose				9.775	
	510	Zoey Schaefer					9.900
	512	Maya Washington					9.900
3	ASU	X	195.750	48.675 5	49.150 2	49.050 3	48.875 5
	112	Morgan Wilson		9.775	9.800	9.800	
	106	Cairo Leonard-Baker		9.750	9.850	9.775	9.825
	104	Jessica Ginn		9.750			
	105	Anne Kuhm		9.700	9.825		9.825
	109	Kaitlyn Szafranski		9.700			9.750
	108	Ashley Szafranski			9.900	9.825	
	103	Nichelle Christopherson			9.775		
	110	Heather Udowitch				9.850	9.700
	102	Justine Callis				9.800	9.775

2018 NCAA Regionals - University Park

Team Results

Apr 7, 2018

Rank	Gym	Team	Score				
4	UNH	X	194.950	48.625 6	48.575 4	48.775 5	48.975 4
	304	Lauren Diggan		9.775	9.800		9.800
	312	Nicole O'Leary		9.775			
	301	Courtney Bondanza		9.700		9.725	
	313	Marissa Toci		9.700			
	303	Erin Carroll		9.675			
	311	Danielle Mulligan			9.800		
	308	Makenzie Kerouac			9.800		
	305	Danielle Doolin			9.600	9.700	9.800
	314	Ava Watkins			9.575		
	309	Casey Lauter				9.825	
	307	Clare Hampford				9.775	9.800
	302	Lia Breeden				9.750	9.775
	315	Emma Winer					9.800
5	PSU	X	194.900	49.100 2	48.225 6	48.800 4	48.775 6
	403	Lauren Bridgens		9.900	9.850	9.700	9.750
	412	Briannah Tsang		9.850	9.850	9.800	
	408	Gianna LaGuardia		9.800			
	404	Kourtney Chinnery		9.800			
	402	Alissa Bonsall		9.750			9.775
	405	Sabrina Garcia			9.750	9.700	9.700
	409	Tess McCracken			9.750		
	413	Ava Verdeflor			9.025		
	406	Mason Hosek				9.850	
	410	Kristen Politz				9.750	9.750
	411	Peyton Schuller					9.800
6	WVU	X	194.400	48.750 3T	48.450 5	48.200 6	49.000 3
	612	Zaakira Muhammad		9.900	9.725	9.200	9.825
	608	Kirah Koshinski		9.825		9.750	9.700
	611	Julia Merwin		9.700			
	613	Jaquie Tun		9.675	9.750		
	607	Abby Kaufman		9.650		9.775	9.850
	602	Chloe Cluchey			9.700		
	601	Robyn Bernard			9.650		
	606	Jordan Gillette			9.625		9.800
	605	Carly Galpin				9.800	
	609	McKenna Linnen				9.675	
	604	Erica Fontaine					9.825

2018 NCAA Regionals - University Park

Event Results - AA





Apr 7, 2018

Page: 1

Printed: 4/7/2018 7:05 PM

Women / 10

Session: 1

Rank	Num	Name	Gym					AA
1	211	Alex McMurtry	UF	9.925	9.975	9.950	9.875	39.725
2	209	Amelia Hundley	UF	9.775	9.850	9.850	9.825	39.300
3T	403	Lauren Bridgens	PSU	9.900	9.850	9.700	9.750	39.200
3*	501	Hailey Burleson	UW	9.775	9.750	9.825	9.850	39.200
3*	106	Cairo Leonard-Baker	ASU	9.750	9.850	9.775	9.825	39.200
6	412	Briannah Tsang	PSU	9.850	9.850	9.800	9.675	39.175
7	105	Anne Kuhm	ASU	9.700	9.825	9.700	9.825	39.050
8	204	Alicia Boren	UF	9.900	9.325	9.900	9.900	39.025
9	405	Sabrina Garcia	PSU	9.700	9.750	9.700	9.700	38.850
10	811	Jade Buford	Yale	9.550	9.700	9.750	9.775	38.775
11	612	Zaakira Muhammad	WVU	9.900	9.725	9.200	9.825	38.650
12	810	Belle Huang	Rutgers	9.550	9.600	9.625	9.825	38.600
13	607	Abby Kaufman	WVU	9.650	9.275	9.775	9.850	38.550
14	806	Libby Groden	Rutgers	9.600	9.650	9.000	9.775	38.025
15	801	Kelsey Campbell	Bridgeport	9.625	9.600	9.600	9.050	37.875

2018 NCAA Regionals - University Park

Page: 1
Printed: 4/7/2018 7:05 PM

Event Results - Vault

Women / 10
Session: 1

Apr 7, 2018



Rank	Num	Name	Gym	Start	J1	J2	J3	J4	Score
1	213	Rachel Slocum	UF	___	9.950	9.950	9.950	9.950	9.950
2	211	Alex McMurtry	UF	___	9.900	9.950	9.900	9.950	9.925
3T	403	Lauren Bridgens	PSU	___	9.900	9.900	9.850	9.900	9.900
3T	204	Alicia Boren	UF	___	9.900	9.900	9.850	9.900	9.900
3T	612	Zaakira Muhamma	WVU	___	9.900	9.900	9.800	9.900	9.900
6T	412	Briannah Tsang	PSU	___	9.700	9.850	9.900	9.850	9.850
6T	207	Jazmyn Foberg	UF	___	9.850	9.850	9.800	9.850	9.850
8	608	Kirah Koshinski	WVU	___	9.750	9.850	9.800	9.850	9.825
9*	408	Gianna LaGuardia	PSU	___	9.800	9.750	9.800	9.850	9.800
9*	404	Kourtney Chinnery	PSU	___	9.650	9.800	9.800	9.800	9.800
11T	209	Amelia Hundley	UF	___	9.650	9.800	9.800	9.750	9.775
11T	501	Hailey Burleson	UW	___	9.650	9.800	9.750	9.800	9.775
11*	304	Lauren Diggan	UNH	___	9.750	9.750	9.800	9.800	9.775
11*	112	Morgan Wilson	ASU	___	9.900	9.800	9.750	9.700	9.775
11T	312	Nicole O'Leary	UNH	___	9.800	9.750	9.800	9.750	9.775
16T	106	Cairo Leonard-Bak	ASU	___	9.700	9.750	9.750	9.750	9.750
16T	503	Joslyn Goings	UW	___	9.800	9.750	9.750	9.750	9.750
16T	504	Kristyn Hoffa	UW	___	9.650	9.800	9.750	9.750	9.750
16T	402	Alissa Bonsall	PSU	___	9.750	9.750	9.750	9.750	9.750
16T	104	Jessica Ginn	ASU	___	9.750	9.600	9.750	9.800	9.750
16T	509	Haley Roy	UW	___	9.700	9.750	9.750	9.750	9.750
22T	502	Madison Copiak	UW	___	9.800	9.700	9.750	9.700	9.725
22T	506	Monica Riley	UW	___	9.700	9.800	9.700	9.750	9.725
24T	105	Anne Kuhm	ASU	___	9.700	9.750	9.700	9.700	9.700
24T	405	Sabrina Garcia	PSU	___	9.700	9.700	9.750	9.650	9.700
24T	203	Alyssa Baumann	UF	___	9.700	9.700	9.750	9.650	9.700
24T	109	Kaitlyn Szafranski	ASU	___	9.650	9.750	9.750	9.650	9.700
24T	301	Courtney Bondanza	UNH	___	9.650	9.700	9.750	9.700	9.700
24*	611	Julia Merwin	WVU	___	9.700	9.750	9.700	9.700	9.700
24*	313	Marissa Toci	UNH	___	9.650	9.750	9.700	9.700	9.700
31T	613	Jaquie Tun	WVU	___	9.650	9.600	9.700	9.800	9.675
31*	310	Elizabeth Mahoney	UNH	___	9.650	9.750	9.700	9.600	9.675
31*	303	Erin Carroll	UNH	___	9.700	9.650	9.750	9.650	9.675
34T	607	Abby Kaufman	WVU	___	9.600	9.700	9.600	9.700	9.650
34T	601	Robyn Bernard	WVU	___	9.650	9.650	9.700	9.600	9.650
36T	801	Kelsey Campbell	Bridgeport	___	9.550	9.650	9.600	9.700	9.625
36T	809	Sahara Gipson	Temple	___	9.600	9.650	9.600	9.750	9.625
38T	806	Libby Groden	Rutgers	___	9.450	9.550	9.650	9.700	9.600
38T	107	Graycee Rushton	ASU	___	9.600	9.550	9.650	9.600	9.600
40T	811	Jade Buford	Yale	___	9.300	9.600	9.600	9.500	9.550
40T	810	Belle Huang	Rutgers	___	9.450	9.550	9.600	9.550	9.550
42	808	Jaylene Everett	Temple	___	9.600	9.450	9.550	9.500	9.525

2018 NCAA Regionals - University Park

Page: 1
Printed: 4/7/2018 7:05 PM

Event Results - Bars

Women / 10
Session: 1

Apr 7, 2018



Rank	Num	Name	Gym	Start	J1	J2	J3	J4	Score
1	211	Alex McMurtry	UF	___	9.900	10.000	9.950	10.000	9.975
2T	208	Rachel Gowe	UF	___	9.900	9.850	9.900	9.900	9.900
2T	108	Ashley Szafranski	ASU	___	9.900	9.900	9.900	9.850	9.900
2T	212	Megan Skaggs	UF	___	9.850	9.900	9.900	9.950	9.900
5	207	Jazmyn Foberg	UF	___	9.900	9.850	9.850	9.900	9.875
6T	209	Amelia Hundley	UF	___	9.950	9.850	9.850	9.850	9.850
6*	403	Lauren Bridgens	PSU	___	9.800	9.850	9.850	9.850	9.850
6*	106	Cairo Leonard-Bak	ASU	___	9.850	9.850	9.800	9.850	9.850
6T	412	Briannah Tsang	PSU	___	9.850	9.850	9.850	9.750	9.850
6T	506	Monica Riley	UW	___	9.850	9.800	9.850	9.850	9.850
11T	105	Anne Kuhm	ASU	___	9.750	9.800	9.850	9.850	9.825
11T	505	Michaela Nelson	UW	___	9.750	9.900	9.800	9.850	9.825
13T	503	Joslyn Goings	UW	___	9.850	9.700	9.800	9.800	9.800
13*	304	Lauren Diggan	UNH	___	9.800	9.800	9.800	9.750	9.800
13*	112	Morgan Wilson	ASU	___	9.750	9.800	9.800	9.850	9.800
13T	502	Madison Copiak	UW	___	9.800	9.800	9.850	9.800	9.800
13*	311	Danielle Mulligan	UNH	___	9.800	9.800	9.850	9.800	9.800
13*	308	Makenzie Kerouac	UNH	___	9.800	9.800	9.800	9.800	9.800
19T	507	Evanni Roberson	UW	___	9.800	9.750	9.800	9.750	9.775
19T	103	Nichelle Christophe	ASU	___	9.800	9.750	9.700	9.800	9.775
21T	501	Hailey Burleson	UW	___	9.750	9.750	9.750	9.800	9.750
21T	405	Sabrina Garcia	PSU	___	9.800	9.700	9.700	9.800	9.750
21T	109	Kaitlyn Szafranski	ASU	___	9.800	9.750	9.750	9.700	9.750
21T	409	Tess McCracken	PSU	___	9.750	9.750	9.850	9.750	9.750
21T	613	Jaquie Tun	WVU	___	9.650	9.800	9.750	9.750	9.750
26	612	Zaakira Muhamma	WVU	___	9.750	9.550	9.750	9.700	9.725
27T	811	Jade Buford	Yale	___	9.750	9.750	9.650	9.600	9.700
27T	602	Chloe Cluchey	WVU	___	9.650	9.800	9.600	9.750	9.700
29	804	Kelli Tereshko	Bridgeport	___	9.650	9.700	9.650	9.700	9.675
30T	806	Libby Groden	Rutgers	___	9.650	9.600	9.650	9.700	9.650
30T	601	Robyn Bernard	WVU	___	9.650	9.650	9.600	9.700	9.650
32	606	Jordan Gillette	WVU	___	9.600	9.500	9.700	9.650	9.625
33T	810	Belle Huang	Rutgers	___	9.650	9.350	9.550	9.700	9.600
33T	801	Kelsey Campbell	Bridgeport	___	9.600	9.750	9.550	9.600	9.600
33T	305	Danielle Doolin	UNH	___	9.650	9.600	9.550	9.600	9.600
36	314	Ava Watkins	UNH	___	9.400	9.600	9.700	9.550	9.575
37	306	Riley Freehling	UNH	___	9.650	9.550	9.550	9.550	9.550
38	204	Alicia Boren	UF	___	9.450	9.200	9.500	9.200	9.325
39	607	Abby Kaufman	WVU	___	9.350	9.250	9.250	9.300	9.275
40	812	Jessica Wang	Yale	___	9.000	9.100	9.150	9.050	9.075
41	413	Ava Verdeflor	PSU	___	9.050	9.150	8.900	9.000	9.025
42	410	Kristen Politz	PSU	___	8.800	8.850	8.550	8.950	8.825

2018 NCAA Regionals - University Park

Event Results - Beam

Apr 7, 2018



Rank	Num	Name	Gym	Start	J1	J2	J3	J4	Score
1	211	Alex McMurtry	UF	___	9.950	9.950	9.950	9.950	9.950
2	208	Rachel Gowe	UF	___	9.950	9.950	9.850	9.900	9.925
3	204	Alicia Boren	UF	___	9.800	9.900	9.900	9.900	9.900
4T	507	Evanni Roberson	UW	___	9.850	9.850	9.900	9.900	9.875
4T	503	Joslyn Goings	UW	___	9.900	9.800	9.900	9.850	9.875
4T	203	Alyssa Baumann	UF	___	9.950	9.850	9.850	9.900	9.875
7T	209	Amelia Hundley	UF	___	9.850	9.900	9.850	9.850	9.850
7T	110	Heather Udowitch	ASU	___	9.800	9.850	9.850	9.900	9.850
7T	406	Mason Hosek	PSU	___	9.750	9.850	9.900	9.850	9.850
10T	501	Hailey Burleson	UW	___	9.900	9.800	9.850	9.800	9.825
10T	108	Ashley Szafranski	ASU	___	9.850	9.900	9.800	9.800	9.825
10T	309	Casey Lauter	UNH	___	9.900	9.850	9.750	9.800	9.825
13T	412	Briannah Tsang	PSU	___	9.800	9.750	9.800	9.800	9.800
13T	112	Morgan Wilson	ASU	___	9.750	9.800	9.800	9.800	9.800
13T	102	Justine Callis	ASU	___	9.900	9.750	9.850	9.750	9.800
13T	605	Carly Galpin	WVU	___	9.800	9.800	9.850	9.800	9.800
17T	106	Cairo Leonard-Bak	ASU	___	9.750	9.800	9.800	9.700	9.775
17T	607	Abby Kaufman	WVU	___	9.700	9.800	9.800	9.750	9.775
17T	502	Madison Copiak	UW	___	9.750	9.750	9.800	9.850	9.775
17T	307	Clare Hampford	UNH	___	9.850	9.800	9.750	9.750	9.775
17T	508	Malory Rose	UW	___	9.750	9.700	9.850	9.800	9.775
22T	811	Jade Buford	Yale	___	9.850	9.650	9.800	9.700	9.750
22T	608	Kirah Koshinski	WVU	___	9.750	9.800	9.750	9.700	9.750
22T	410	Kristen Politz	PSU	___	9.850	9.750	9.700	9.750	9.750
22T	302	Lia Breeden	UNH	___	9.750	9.800	9.750	9.750	9.750
26	301	Courtney Bondanza	UNH	___	9.750	9.750	9.700	9.700	9.725
27T	403	Lauren Bridgens	PSU	___	9.700	9.700	9.800	9.700	9.700
27T	105	Anne Kuhm	ASU	___	9.800	9.750	9.550	9.650	9.700
27T	405	Sabrina Garcia	PSU	___	9.700	9.700	9.700	9.750	9.700
27T	305	Danielle Doolin	UNH	___	9.700	9.750	9.700	9.700	9.700
27T	510	Zoey Schaefer	UW	___	9.700	9.700	9.750	9.700	9.700
27T	409	Tess McCracken	PSU	___	9.600	9.800	9.800	9.600	9.700
27T	306	Riley Freehling	UNH	___	9.700	9.700	9.550	9.700	9.700
34*	802	Kathryn Doran	Bridgeport	___	9.800	9.700	9.650	9.600	9.675
34*	609	McKenna Linnen	WVU	___	9.650	9.650	9.700	9.700	9.675
36	810	Belle Huang	Rutgers	___	9.600	9.600	9.750	9.650	9.625
37	801	Kelsey Campbell	Bridgeport	___	9.750	9.600	9.550	9.600	9.600
38	807	Makenzey Shank	Rutgers	___	9.700	9.400	9.250	9.400	9.400
39	207	Jazmyn Foberg	UF	___	9.350	9.300	9.400	9.500	9.375
40	612	Zaakira Muhamma	WVU	___	9.200	9.200	9.200	9.300	9.200
41T	806	Libby Groden	Rutgers	___	9.100	9.000	9.000	9.000	9.000
41T	606	Jordan Gillette	WVU	___	9.250	9.000	8.800	9.000	9.000

2018 NCAA Regionals - University Park

Page: 1
Printed: 4/7/2018 7:05 PM

Event Results - Floor

Women / 10
Session: 1

Apr 7, 2018



Rank	Num	Name	Gym	Start	J1	J2	J3	J4	Score
1T	204	Alicia Boren	UF	___	9.900	9.900	9.900	9.900	9.900
1T	213	Rachel Slocum	UF	___	9.850	9.900	9.900	9.900	9.900
1T	504	Kristyn Hoffa	UW	___	9.900	9.900	9.900	9.850	9.900
1T	510	Zoey Schaefer	UW	___	9.900	9.900	9.850	9.900	9.900
1T	512	Maya Washington	UW	___	9.850	9.900	9.900	9.900	9.900
6	211	Alex McMurtry	UF	___	9.900	9.850	9.850	9.900	9.875
7T	501	Hailey Burleson	UW	___	9.850	9.850	9.850	9.900	9.850
7T	607	Abby Kaufman	WVU	___	9.850	9.800	9.850	9.900	9.850
9T	209	Amelia Hundley	UF	___	9.800	9.850	9.750	9.850	9.825
9T	106	Cairo Leonard-Bak	ASU	___	9.800	9.850	9.800	9.900	9.825
9T	105	Anne Kuhm	ASU	___	9.800	9.900	9.850	9.800	9.825
9T	612	Zaakira Muhamma	WVU	___	9.850	9.850	9.800	9.800	9.825
9T	810	Belle Huang	Rutgers	___	9.800	9.850	9.850	9.700	9.825
9T	208	Rachel Gowey	UF	___	9.800	9.850	9.850	9.800	9.825
9T	203	Alyssa Baumann	UF	___	9.800	9.850	9.900	9.800	9.825
9T	604	Erica Fontaine	WVU	___	9.800	9.800	9.850	9.850	9.825
17T	507	Evanni Roberson	UW	___	9.800	9.800	9.800	9.750	9.800
17T	304	Lauren Diggan	UNH	___	9.750	9.850	9.850	9.700	9.800
17T	305	Danielle Doolin	UNH	___	9.800	9.800	9.800	9.800	9.800
17T	606	Jordan Gillette	WVU	___	9.800	9.800	9.800	9.850	9.800
17T	307	Clare Hampford	UNH	___	9.750	9.800	9.800	9.850	9.800
17*	803	Maya Reimers	Bridgeport	___	9.750	9.700	9.850	9.850	9.800
17*	411	Peyton Schuller	PSU	___	9.850	9.800	9.800	9.700	9.800
17*	315	Emma Winer	UNH	___	9.700	9.800	9.800	9.850	9.800
25T	811	Jade Buford	Yale	___	9.750	9.800	9.750	9.850	9.775
25T	806	Libby Groden	Rutgers	___	9.700	9.750	9.800	9.800	9.775
25T	505	Michaela Nelson	UW	___	9.800	9.750	9.700	9.800	9.775
25T	102	Justine Callis	ASU	___	9.750	9.800	9.700	9.800	9.775
25*	402	Alissa Bonsall	PSU	___	9.750	9.800	9.650	9.800	9.775
25*	302	Lia Breeden	UNH	___	9.800	9.700	9.750	9.800	9.775
31T	403	Lauren Bridgens	PSU	___	9.750	9.750	9.750	9.800	9.750
31T	109	Kaitlyn Szafranski	ASU	___	9.750	9.800	9.750	9.750	9.750
31T	410	Kristen Politz	PSU	___	9.600	9.800	9.750	9.750	9.750
34	805	Alex Hartke	Penn	___	9.700	9.800	9.600	9.750	9.725
35T	405	Sabrina Garcia	PSU	___	9.700	9.700	9.650	9.700	9.700
35T	608	Kirah Koshinski	WVU	___	9.800	9.850	9.750	9.800	9.700
35T	110	Heather Udowitch	ASU	___	9.700	9.700	9.750	9.700	9.700
35T	104	Jessica Ginn	ASU	___	9.700	9.700	9.700	9.700	9.700
39T	412	Briannah Tsang	PSU	___	9.750	9.800	9.750	9.800	9.675
39T	312	Nicole O'Leary	UNH	___	9.750	9.750	9.800	9.800	9.675
41	602	Chloe Cluchey	WVU	___	9.250	9.200	9.150	9.150	9.075
42	801	Kelsey Campbell	Bridgeport	___	9.100	9.050	9.000	9.050	9.050