



2022 PENN STATE BASEBALL

PENN STATE VS. VMI | MARCH 8, 2022 | LEXINGTON, VA.

2022 SCHEDULE

Date Opponent Time/Result

FEBRUARY

18	vs. Monmouth (Cary, N.C.)	L, 1-10
19	vs. LIU (DH) (Cary, N.C.)	W, 14-3/L, 8-11
20	vs. Northeastern (Cary, N.C.)	L, 1-8
25	vs. Maine (Cary, N.C.)	W, 4-3
26	vs. Maine (DH) (Cary, N.C.)	L, 3-5/W, 9-3

MARCH

4	at #5 Virginia (ACCNX)	L, 1-10
5	at #5 Virginia (ACCNX)	L, 4-10
6	at #5 Virginia (ACCNX)	L, 1-13
8	at VMI	3 p.m.
11	vs. UMass (Cary, N.C.)	2 p.m.
12	vs. UMass (Cary, N.C.)	1 p.m.
13	vs. UMass (Cary, N.C.)	11 a.m.
15	NIAGARA (B1G+)	5 P.M.
16	NIAGARA (B1G+)	5 P.M.
18	MILWAUKEE (B1G+)	5 P.M.
19	MILWAUKEE (B1G+)	1 P.M.
20	MILWAUKEE (B1G+)	11 A.M.
22	YOUNGSTOWN STATE (B1G+)	6 P.M.
25	RUTGERS* (B1G+)	6 P.M.
26	RUTGERS* (BTN)	1 P.M.
27	RUTGERS* (B1G+)	1 P.M.
29	PITTSBURGH (B1G+)	6 P.M.
30	ST. BONAVENTURE (B1G+)	6 P.M.

APRIL

1	at #24 Maryland* (B1G+)	6:30 p.m.
2	at #24 Maryland* (B1G+)	2 p.m.
3	at #24 Maryland* (B1G+)	1 p.m.
6	BUCKNELL (B1G+)	6 P.M.
8	at Northwestern* (B1G+)	4:30 p.m.
9	at Northwestern* (B1G+)	3 p.m.
10	at Northwestern* (B1G+)	2 p.m.
12	WEST VIRGINIA (B1G+)	6 P.M.
14	PURDUE* (B1G+)	6 P.M.
15	PURDUE* (B1G+)	6 P.M.
16	PURDUE* (B1G+)	1 P.M.
20	MOUNT ST. MARY'S (B1G+)	6 P.M.
22	at Minnesota* (B1G+)	7 p.m.
23	at Minnesota* (B1G+)	3 p.m.
24	at Minnesota* (B1G+)	11 a.m.
26	BUCKNELL (B1G+)	6 P.M.
27	at West Virginia	6:30 p.m.
29	OMAHA (B1G+)	6 P.M.
30	OMAHA (B1G+)	6 P.M.

MAY

1	OMAHA (B1G+)	1 P.M.
6	MICHIGAN STATE* (B1G+)	6 P.M.
7	MICHIGAN STATE* (B1G+)	1 P.M.
8	MICHIGAN STATE* (B1G+)	1 P.M.
10	at Georgetown (Bowie Baysox Stadium)	6 p.m.
13	at Ohio State* (B1G+)	6:05 p.m.
14	at Ohio State* (B1G+)	3:05 p.m.
15	at Ohio State* (BTN)	1:05 p.m.
17	at Pittsburgh (PNC Park)	6 p.m.
19	ILLINOIS* (B1G+)	6 P.M.
20	ILLINOIS* (B1G+)	6 P.M.
21	ILLINOIS* (B1G+, Senior Day)	1 P.M.
25-29	Big Ten Tournament (Omaha, Neb.)	TBA

STRATEGIC COMMUNICATIONS

Primary Contact.....Paul Marboe
 Office Phone.....814-865-1757
 Cell Phone.....814-777-7604
 Email.....prm5118@psu.edu



PENN STATE NITTANY LIONS

(3-7, 0-0 BIG TEN)

vs.

VMI KEYDETS

(6-5, 0-0 SOCON)



GOPSUSPORTS.COM | @PENNSTATEBASE

GRAY-MINOR STADIUM

ONLINE | Links to live video, live audio and live stats available at GoPSUSports.com

LEADING OFF

- Penn State continues non-conference action with a mid-week contest against VMI on Tuesday.
- The Nittany Lions will meet the Keydets for the first time since 1947.
- Penn State holds a 3-2 lead in the all-time series.
- Penn State looks to get back on track after a tough weekend at Virginia, ranked No. 5 in the Baseball America poll.
- Kyle Hannon had a strong weekend at the plate, going seven-for-eight with three doubles.
- Hannon reached base in 11-of-12 at-bats.
- On the season, Hannon leads the Nittany Lions with a .382 average.
- The lefty is batting .692 when facing lefty pitching, going 9-of-13 at the plate, including six-for-six against Virginia lefties.
- Cole Bartels was 5-for-12 (.417) at the plate against Virginia and is batting .308 for the season.
- Matt Wood is batting .371 this season with team highs in hits (13), homers (3), RBI (9) and runs (13).
- On the mound, Penn State starters have combined for 44 strikeouts in nine starts.
- Tyler Shingledecker has not allowed an earned run through four appearances (5.2 innings).

PROJECTED STARTER



Mason Mellott
 RHP | Gr. | 6-0 | 205
 State College, Pa.
 2 Appearances/1 Start
 0-0, 5.40 ERA, 3K/4BB

LINEUP (MOST STARTS BY POSITION)

No.	Name	Pos.	B/T	Ht./Wt.	Yr.	AVG	HR	RBI
14	Matt Wood	C	L/R	5-10/190	Jr.	.371	3	9
41	Josh Spiegel	1B	R/R	6-3/206	R-Jr.	.189	0	4
2	Kyle Hannon	2B	L/R	5-10/194	So.	.382	0	6
1	Jay Harry	SS	L/R	6-0/195	So.	.293	1	4
7	C.J. Pittaro	3B	L/R	6-1/195	So.	.125	0	0
3	Cole Bartels	LF	R/R	6-3/195	Gr.	.308	0	3
35	Billy Gerlott	CF	R/R	6-1/195	So.	.278	0	6
13	Tayven Kelley	RF	R/R	6-3/200	Jr.	.211	0	6
30	Anthony Steele	DH	L/L	6-4/225	Fr.	.269	0	3

No.	Name	Pos.	B/T	Yr.	Ht.	Wt.	Hometown/High School/Last School
1	Jay Harry	IF	L/R	So.	6-0	195	Metuchen, N.J./Metuchen
1	Kyle Hannon	IF/OF	L/R	So.	5-10	194	Harrisburg, Pa. / Red Land
3	Cole Bartels	OF/IF	R/R	Gr.	6-3	195	Belmont, Mass. / Belmont
4	Tyson Cooper	C/IF	S/R	R-So.	5-9	200	State College, Pa. / State College Area
5	Carson Ertter	OF	L/L	Jr.	5-10	175	Ebensburg, Pa. / Bishop Carroll Catholic
6	Joe Nastasi	RHP	R/R	So.	6-0	217	State College, Pa. / State College
7	C.J. Pittaro	IF	L/R	So.	6-1	195	Hamilton, N.J. / Steinert / Vanderbilt
8	Patrick DeMarco	RHP	R/R	Fr.	6-1	200	Los Angeles, Calif. / Marantha
9	Connor Throneberry	IF/RHP	R/R	Fr.	6-6	230	St. Louis, Mo. / Marquette Senior
10	Tanner Folds	LHP	R/L	Fr.	6-1	195	Calhoun, Ga. / Sonoraville
11	Chad Rogers	RHP	R/R	So.	6-5	220	Mentor, Ohio/Mentor
12	Kellan Tulio	LHP	L/L	Jr.	6-2	215	Emmaus, Pa. / Emmaus / Louisville
13	Tayven Kelley	OF	R/R	Jr.	6-3	200	Boiling Springs, Pa. / Boiling Springs
14	Matt Wood	C	L/R	Jr.	5-10	190	Gibsonia, Pa. / Pine Richland
15	Brenden Franks	IF/RHP	R/R	Jr.	6-3	205	State College, Pa. / State College
17	Seneca Gregory	RHP	R/R	Fr.	6-4	225	Stafford, Va. / Mountain View
18	Mason Mellott	RHP	R/R	Gr.	6-0	205	State College, Pa. / State College Area
19	Derek Cease	RHP/IF	R/R	Fr.	5-8	150	Plymouth, Pa. / Greater Nanticoke Area
20	Blaise Sclafani	RHP	R/R	Sr.	6-6	200	Souderton, Pa. / Souderton / UMass Lowell
21	Steven Miller	RHP	R/R	Sr.	6-1	190	Pittsburgh, Pa. / North Hills
22	Johnny Piacentino	OF	R/R	Jr.	5-11	185	Cherry Hill, N.J. / Bishop Eustace Prep
23	Jake Cooper	IF	R/R	Fr.	5-9	195	State College, Pa. / State College Area
24	Jaden Henline	RHP	L/R	So.	6-2	195	New Cumberland, Pa. / Red Land
25	Chase Renner	RHP	R/R	Fr.	6-4	190	Alburtis, Pa. / Brandywine Heights
27	Tommy Molsky	RHP	R/R	Fr.	6-1	160	Dillsburg, Pa. / Northern York County
28	Hutch Gagnon	LHP	L/L	Sr.	6-3	220	Downingtown, Pa. / Downingtown East
29	Carson Kohls	RHP	R/R	So.	6-0	195	Sacramento, Calif. / El Camino
30	Anthony Steele	1B/LHP/OF/L		Fr.	6-4	225	Shelton, Conn. / Shelton
31	Ryan Partridge	LHP	R/L	Jr.	6-3	215	Wexford, Pa. / North Allegheny
33	Travis Luensmann	RHP	R/R	So.	6-6	234	Altoona, Pa. / Bellewood-Antis / South Carolina
34	Richie Paltridge	LHP/1B/OF/L		So.	6-3	194	Montgomery, N.Y. / John S. Burke Catholic
35	Billy Gerlott	OF/IF	R/R	So.	6-1	195	Auburn, Pa. / Blue Mountain
36	Tyler Shingledecker	LHP	R/L	Sr.	6-3	185	Huntersville, N.C. / Hough
37	Jordan Morales	LHP	R/L	Jr.	5-9	175	Souderton, Pa. / Souderton / LaSalle
40	Ben Kailher	IF	R/R	Jr.	5-8	160	Rumford, R.I. / Providence Country Day
41	Josh Spiegel	C/1B	R/R	R-Jr.	6-3	206	Jennette, Pa. / Penn Trafford / Oklahoma State
44	Devin Fletcher	RHP	R/R	Fr.	6-8	215	Bethlehem, Pa. / Liberty
46	Noah Burke	OF	L/R	Fr.	6-0	192	Pittsburgh, Pa. / Canon McMillan
49	Ben DeMell	RHP/IF	L/R	Fr.	6-5	205	Concord, Ohio / Gilmour Academy

ALPHABETICAL ROSTER

- 3 Cole Bartels
- 46 Noah Burke
- 19 Derek Cease
- 23 Jake Cooper
- 4 Tyson Cooper
- 8 Patrick DeMarco
- 49 Ben DeMell
- 5 Carson Ertter
- 44 Devin Fletcher
- 10 Tanner Folds
- 15 Brenden Franks
- 28 Hutch Gagnon
- 35 Billy Gerlott
- 17 Seneca Gregory
- 2 Kyle Hannon
- 1 Jay Harry
- 24 Jaden Henline
- 40 Ben Kailher
- 29 Carson Kohls
- 33 Travis Luensmann
- 18 Mason Mellott
- 21 Steven Miller
- 27 Tommy Molsky
- 37 Jordan Morales
- 6 Joe Nastasi
- 34 Richie Paltridge
- 31 Ryan Partridge
- 22 Johnny Piacentino
- 7 C.J. Pittaro
- 25 Chase Renner
- 11 Chad Rogers
- 20 Blaise Sclafani
- 36 Tyler Shingledecker
- 41 Josh Spiegel
- 30 Anthony Steele
- 9 Connor Throneberry
- 12 Kellan Tulio
- 14 Matt Wood

PRONUNCIATION GUIDE

- 19 Derek **Cease** See-ce
- 40 Ben **Kailher** Kal-er
- 33 Travis **Luensmann** Lunns-min
- 18 Mason **Mellott** MEL-lot
- 22 Johnny **Piacentino** Pea-ess-en-tee-no
- 7 C.J. **Pittaro** Pi-TAR-o
- 41 Josh **Spiegel** Spee-gol
- 12 Kellan **Tulio** TOO-lee-oh

ROSTER BREAKDOWN BY STATE

- California - 2
- Connecticut - 1
- Georgia - 1
- Massachusetts - 1
- Missouri - 1
- New Jersey - 3
- New York - 1
- North Carolina - 1
- Ohio - 2
- Pennsylvania - 25
- Rhode Island - 1
- Virginia - 1

ROSTER BREAKDOWN BY ELIGIBILITY

- Freshmen - 12
- Sophomores - 11
- Juniors - 10
- Seniors/Graduates - 6

ROSTER BREAKDOWN BY POSITION

- Catchers - 3
- Infielders - 14
- Outfielders - 9
- Left-Handed Pitchers - 8
- Right-Handed Pitchers - 17

PENN STATE QUICK FACTS

GENERAL INFORMATION

Location University Park, Pa.
 Founded 1855
 Enrollment 47,559
 Colors Blue and White
 Conference Big Ten
 Nickname Nittany Lions
 President Eric J. Barron
 Director of Athletics Sandy Barbour

TEAM INFORMATION

2021 Record 18-24
 2021 Big Ten Record/Finish 18-24/9th
 Postseason None
 All-Time Record (Years) 2,082-1,529-21 (133)
 All-Time Big Ten Record (Years) 322-415 (30)
 NCAA Tournament Appearances 19
 NCAA Tournament Record 25-24
 NCAA Super Regional Appearances 1
 College World Series Appearances 5
 (1952, 1957, 1959, 1963, 1973)
 Best CWS Finish Second (1957)
 Last NCAA Tournament Appearance 2000

BASEBALL STAFF

Head Coach Rob Cooper
 PSU Record (Years) 150-223 (8)
 Career Record (Years) 436-453 (16)
 Assistant Coaches Josh Newman
(Pitching)
 Sean Moore (Hitting)
 Volunteer Asst. Coach Dallas Burke
(Hitting/Catchers)
 Dir. of Operations/Player Development...
 Jake Stone
 Athletic Trainer Rebecca Barta

STADIUM INFORMATION

Home Stadium ... Medlar Field at Lubrano Park
 First Season 2007
 Capacity 5,406
 Press Box Phone (814) 441-9145

MEDIA RELATIONS INFORMATION

Baseball Contact Paul Marboe
 Cell Phone (814) 206-6338
 Email prm5118@psu.edu
 Website GoPSUsports.com
 Twitter @PennStateBASE
 Instagram @PennStateBASE
 Facebook Page facebook.com/
 pennstatebaseball

Wood Off To Strong Start

- Junior Matt Wood returned to the squad after receiving Second Team All-Big Ten honors in 2021.
- Through 10 games, Wood is batting .371 with three doubles, three homers, nine RBI and 13 runs.
- Wood has four multi-hit games and two multi-RBI games this season.
- Wood began the 2022 campaign going 6-for-14 (.429) at the plate with two doubles and three homers on opening weekend. He drove in seven RBI and scored eight runs.
- Wood went 3-for-4 with four RBI and four runs while crushing two homers and a double in game one against LIU. He added a homer against Northeastern.
- The junior was named Big Ten Player of the Week on March 2 after going 5-for-11 (.454) at the plate with two RBI and four runs against Maine.
- In D1baseball's preseason rankings, Wood was tabbed as the top catcher in the Big Ten and the 16th-best catcher in the country.

Hannon's Impressive Weekend

- Sophomore Kyle Hannon had a strong weekend against Virginia (3/4-6), going seven-for-eight at the plate.
- Hannon notched three doubles and reached base in 11-of-12 plate appearances.
- In lefty-vs.-lefty matchups, Hannon went six-for-six at the plate.
- On the season, Hannon is batting a team-best .382 and is tied with Matt Wood with a team-best 13 hits. Five of Hannon's 13 hits have been doubles. He also has two steals.
- Hannon owns four multi-hit games and two multi-RBI games in 2022.
- A lefty hitter, Hannon has excelled against left-handed pitching this season, going 9-for-13 for a .692 average.
- He's also batting .455 (5-for-11) with runners in scoring position.
- Fellow infielder Jay Harry has 12 hits this season, including a homer.
- Harry also has four multi-hit games this year.

Pitching Staff Features Balanced Mix Of Veterans And Youth

- Penn State is challenged with replacing a 2021 rotation that featured three MLB draft selections in Conor Larkin (9th round, Toronto Blue Jays), Kyle Virbitsky (17th round, Oakland A's) and Bailey Dees (18th round, New York Yankees).
- The Nittany Lions were one of only four Division I schools to have all three members of their starting rotation selected. Penn State has eight pitchers who have been drafted since 2016.
- The Nittany Lions' opening weekend rotation featured three newcomers and graduate student Mason Mellott.
- Mellott, graduating in August 2021 with a bachelor's degree in Kinesiology, ranks fourth all-time at Penn State with 13 saves and seventh with 68 appearances.
- Mellott is on the NCWBA Stopper of the Year Watch List.
- Sophomore Travis Luensmann has recorded 20 strikeouts in his first three starts. Luensmann joined the Nittany Lions after transferring from South Carolina.
- Luensmann struck out eight in six innings against Maine (2/25).
- The Altoona native ranked as the No. 2 pitcher in Pennsylvania in the 2020 class by Perfect Game.
- Junior Kellan Tulio pitched the last two seasons at Louisville before transferring to Penn State.
- Against Maine (2/26), Tulio threw six innings, allowing one run, and striking out five.
- The junior has struck out 11 batters in three starts.
- Tulio made eight career appearances for the Cardinals after being ranked as the top pitcher in Pennsylvania in the 2019 class.
- Freshman Tommy Molsky made his Penn State debut on February 20 vs. Northeastern and threw six innings. Molsky has 13 strikeouts in three starts.
- Senior Tyler Shingledecker has been a strong arm out of the bullpen, not allowing an earned run in four appearances (3.2 innings) and striking out five.
- Sophomore Jaden Henline has struck out 12 batters in 9.2 relief innings.
- Junior Jordan Morales joined the staff after transferring from LaSalle, where he made 21 appearances and seven starts. He threw 2.1 perfect innings vs. Maine with four strikeouts.

Bartels Brings Consistent Approach To Lead Outfield

- Graduate student Cole Bartels has been a consistent presence at the top of Penn State’s lineup this season.
- Bartels is batting .308 with 12 hits, including two doubles.
- He is currently riding a nine-game hitting streak, beginning against LIU (2/25) and has reached base in all 10 games.
- Bartels was 5-of-12 at the plate against Virginia for a .417 average.
- Sophomore Billy Gerlott and junior Tayven Kelley are tied for second on the team with six RBI. Gerlott also has three doubles.
- Kelley is tied for the team lead with two multi-RBI games.
- Gerlott owns a six-game hitting streak, beginning against Maine (2/25).
- Gerlott is hitting a team-best .462 (6-of-13) with runners in scoring position. Kelley is batting .357 (5-of-14) in the same situations.
- Fellow outfielder, junior Johnny Piacentino put up impressive power numbers in 2021 with a team-high 15 doubles and eight homers. He drove in 32 RBI and scored 30 runs, both team bests.
- Piacentino ranked third in the Big Ten in doubles and was a major factor in Penn State leading the conference in doubles as a team with 93. PSU held 11th in the nation averaging 2.21 doubles per game.
- Piacentino was ranked among D1baseball’s Top 150 outfielders in their preseason rankings.

THE OPPOSITION

Scouting VMI

- VMI is led by head coach Jonathan Hadra, in his eighth season.
- Hadra was a four-year letterman and 2004 graduate of VMI.
- The Keydets are 6-5 this season, including a win over Duke (10-5), a series sweep against Lafayette and two wins over Binghamton.
- VMI averages 8.1 runs per game and holds a .317 batting average as a team.
- Justin Starke leads the VMI offense with a .465 average to go with six doubles, seven homers and 18 RBI. He ranks fourth in the country in homers and slugging percentage (1.093).
- Zac Morris is batting .413 with eight extra-base hits and 10 RBI.
- The Keydets have a 6.54 team ERA and allow a .304 opponent batting average.

Against The Keydets

- Penn State will meet VMI for the sixth time in the series and the first time since 1947.
- The Nittany Lions lead the all-time series, 3-2.
- The Nittany Lions fell 6-2 in the last meeting in 1947.

BY THE NUMBERS

	Penn State	VMI
Batting Average	.256	.317
Slugging Percentage	.348	.505
On-Base Percentage	.341	.409
Runs Scored	46	89
Hits	86	123
Doubles	17	28
Triples	1	3
Home Runs	4	13
Stolen Bases-Attempts	6-9	25-28
ERA	5.79	6.35
Strikeouts	89	88
Opponent Batting Average	.270	.304
Fielding Percentage	.950	.952
Errors	19	19

INSIDE THE SERIES

Overall:	Penn State Leads 3-2	
Last Meeting:	L, 2-6; April 7, 1947	
Current Streak:	L, 1	
At Home:	0-0	
At VMI:	0-1	
Neutral Site:	0-0	
Site N/A:	3-1	
Last Five Meetings:		
4/7/47	A	L, 2-6
1921	N/A	W, 8-4
1919	N/A	W, 6-4
1907	N/A	W, 9-4
1894	N/A	L, 5-6

STARTING LINEUPS

OPPONENT	C	1B	2B	3B	SS	LF	CF	RF	DH	SP
vs. Monmouth (2/18)	Wood	Spiegel	Hannon	Pittaro	Harry	Bartels	Piacentino	Kelley	Gerlott	Luensmann
vs. LIU (2/19, 1)	Wood	Spiegel	Hannon	Pittaro	Harry	Bartels	Gerlott	Kelley	Piacentino	Tulio
vs. LIU (2/19, 2)	Spiegel	Bartels	Hannon	Pittaro	Harry	Gerlott	Piacentino	Kelley	Wood	Mellott
vs. Northeastern (2/20)	Wood	Spiegel	Hannon	Pittaro	Harry	Bartels	Gerlott	Kelley	Steele	Molsky
vs. Maine (2/25)	Wood	Spiegel	Hannon	Pittaro	Harry	Bartels	Gerlott	Kelley	Steele	Luensmann
vs. Maine (2/26, 1)	Wood	Spiegel	Hannon	J. Cooper	Harry	Bartels	Gerlott	Kelley	Steele	Tulio
vs. Maine (2/26, 2)	Spiegel	Steele	Hannon	J. Cooper	Harry	Bartels	Gerlott	Kelley	Wood	Molsky
at Virginia (3/4)	Wood	Spiegel	Hannon	J. Cooper	Harry	Bartels	Gerlott	Kelley	Steele	Luensmann
at Virginia (3/5)	Wood	Spiegel	Hannon	J. Cooper	Harry	Bartels	Gerlott	Kelley	Steele	Tulio
at Virginia (3/6)	Wood	Spiegel	Cease	Hannon	Harry	Bartels	Gerlott	Kelley	Steele	Molsky

BATTING ORDER

OPPONENT	1	2	3	4	5	6	7	8	9
vs. Monmouth (2/18)	Bartels	Wood	Piacentino	Spiegel	Harry	Kelley	Hannon	Gerlott	Pittaro
vs. LIU (2/19, 1)	Bartels	Wood	Piacentino	Spiegel	Harry	Kelley	Hanon	Gerlott	Pittaro
vs. LIU (2/19, 2)	Bartels	Wood	Piacentino	Spiegel	Harry	Kelley	Hannon	Gerlott	Pittaro
vs. Northeastern (2/20)	Bartels	Wood	Spiegel	Harry	Kelley	Hannon	Gerlott	Steele	Pittaro
vs. Maine (2/25)	Harry	Bartels	Wood	Spiegel	Hannon	Kelley	Steele	Gerlott	Pittaro
vs. Maine (2/26, 1)	Harry	Wood	Bartels	Spiegel	Steele	Gerlott	Kelley	Hannon	J. Cooper
vs. Maine (2/26, 2)	Harry	Bartels	Wood	Spiegel	Hannon	Kelley	Steele	Gerlott	J. Cooper
at Virginia (3/4)	Harry	Bartels	Wood	Spiegel	Hannon	Gerlott	Kelley	Steele	J. Cooper
at Virginia (3/5)	Harry	Bartels	Wood	Spiegel	Hannon	Gerlott	Kelley	Steele	J. Cooper
at Virginia (3/6)	Harry	Bartels	Wood	Gerlott	Hannon	Kelley	Steele	Spiegel	Cease

NATIONAL POLLS

AWARDS/HONORS

DLBaseball (3/7)

Rank	Team	Record	Prev.
1.	Texas	11-1	1
2.	Ole Miss	10-1	2
3.	Arkansas	7-3	3
4.	Vanderbilt	10-2	5
5.	Stanford	8-3	6
6.	Oklahoma State	6-4	4
7.	Oregon State	9-1	13
8.	Florida State	7-4	10
9.	Notre Dame	8-1	12
10.	Tennessee	10-1	17
11.	Florida	10-3	14
12.	LSU	9-3	7
13.	Georgia Tech	10-2	18
14.	Liberty	10-1	20
15.	North Carolina	11-1	24
16.	Arizona	9-3	11
17.	Texas Tech	10-2	19
18.	Tulane	10-2	NR
19.	Clemson	11-0	NR
20.	Georgia	9-2	15
21.	TCU	8-3	16
22.	NC State	8-4	8
23.	Mississippi State	6-6	9
24.	Maryland	9-2	21
25.	Gonzaga	8-2	NR

Travis Luensmann
Big Ten Player To Watch

Mason Mellott
NCBWA Stopper Of The Year
Watch List

Johnny Piacentino
Big Ten Player To Watch

Matt Wood
Big Ten Player of the Week (3/2)
Big Ten Player To Watch

Baseball America (3/7)

Rank	Team	Record	Prev.
1.	Texas	11-1	1
2.	Stanford	8-3	2
3.	Notre Dame	8-1	3
4.	Ole Miss	10-1	6
5.	Virginia	11-0	4
6.	Oklahoma State	6-4	4
7.	Vanderbilt	10-2	5
8.	Oregon State	9-1	13
9.	Arkansas	7-3	10
10.	Florida State	7-4	12
11.	Tennessee	10-1	17
12.	Liberty	10-1	17
13.	Florida	10-3	18
14.	Georgia Tech	10-2	19
15.	UCLA	8-4	23
16.	LSU	9-3	8
17.	Arizona	9-3	13
18.	Georgia	9-2	14
19.	Gonzaga	8-2	NR
20.	North Carolina	11-1	NR
21.	Clemson	11-0	NR
22.	Maryland	9-2	21
23.	Tulane	10-2	NR
24.	Old Dominion	9-1	NR
25.	NC State	8-4	15

NCBWA (3/7)

Rank	Team	Record	Prev.
1.	Texas	11-1	1
2.	Ole Miss	10-1	2
3.	Vanderbilt	10-2	6
4.	Stanford	8-3	3
5.	Arkansas	7-3	7
6.	Oregon State	9-1	9
7.	Notre Dame	8-1	13
8.	LSU	9-3	5
9.	Tennessee	10-1	14
10.	Florida	10-3	16
11.	Oklahoma State	6-4	8
12.	Georgia Tech	10-2	19
13.	Florida State	7-4	15
14.	Arizona	9-3	11
15.	Texas Tech	10-2	21
16.	Liberty	10-1	22
17.	Virginia	11-0	23
18.	NC State	8-4	4
19.	Georgia	9-2	10
20.	North Carolina	11-1	27
21.	Clemson	11-0	29
22.	UCLA	8-4	25
23.	TCU	8-3	17
24.	Mississippi State	6-6	12
25.	Maryland	9-2	20
26.	Tulane	10-2	NR
27.	Old Dominion	9-1	26
28.	Gonzaga	8-2	NR
29.	Miami	8-3	18
30.	Wake Forest	11-0	NR

MULTI-HIT/RBI GAMES/STREAKS

Multiple Hit Games	2	3	4	5+	Total
14 Wood, Matt	3	1	-	-	4
2 Hannon, Kyle	3	1	-	-	4
1 Harry, Jay	4	-	-	-	4
3 Bartels, Cole	3	-	-	-	3
35 Gerlott, Billy	2	-	-	-	2
41 Spiegel, Josh	2	-	-	-	2
13 Kelley, Tayven	2	-	-	-	2
30 Steele, Anthony	1	1	-	-	2
TEAM	20	3	0	0	23

Multiple RBI Games	2	3	4	5+	Total
2 Hannon, Kyle	2	-	-	-	2
14 Wood, Matt	1	-	1	-	2
13 Kelley, Tayven	2	-	-	-	2
41 Spiegel, Josh	-	1	-	-	1
35 Gerlott, Billy	1	-	-	-	1
1 Harry, Jay	1	-	-	-	1
3 Bartels, Cole	1	-	-	-	1
30 Steele, Anthony	-	1	-	-	1
TEAM	8	2	1	0	11

Hitting Streaks	Longest	Current
3 Bartels, Cole	9	9
14 Wood, Matt	8	-
1 Harry, Jay	7	-
35 Gerlott, Billy	6	6
2 Hannon, Kyle	5	5
41 Spiegel, Josh	4	-
13 Kelley, Tayven	3	2
7 Pittaro, C.J.	2	-
30 Steele, Anthony	1	-
40 Kailher, Ben	1	-
22 Piacentino, Johnny	1	-

Reached Base Streaks	Longest	Current
3 Bartels, Cole	10	10
14 Wood, Matt	8	-
1 Harry, Jay	7	-
35 Gerlott, Billy	6	6
2 Hannon, Kyle	5	5
41 Spiegel, Josh	5	1
13 Kelley, Tayven	3	2
22 Piacentino, Johnny	2	-
7 Pittaro, C.J.	2	1
30 Steele, Anthony	2	2
40 Kailher, Ben	2	-
46 Burke, Noah	1	-
15 Franks, Brendan	1	-
19 Cease, Derek	1	-

**BIG TEN STANDINGS
(Through 3/6)**

	Big Ten		Overall	
	W-L	Pct.	W-L	Pct.
Purdue	0-0	.000	12-0	1.000
Rutgers	0-0	.000	9-1	.900
Maryland	0-0	.000	9-2	.818
Michigan	0-0	.000	7-5	.583
Iowa	0-0	.000	6-5	.545
Michigan State	0-0	.000	5-5	.500
Indiana	0-0	.000	4-6	.400
Nebraska	0-0	.000	4-7	.364
Ohio State	0-0	.000	4-7	.364
Illinois	0-0	.000	3-6	.333
Minnesota	0-0	.000	4-9	.308
Penn State	0-0	.000	3-7	.300
Northwestern	0-0	.000	2-10	.167



This Week Around the BIG

March 7-10

Illinois:

vs. Eastern Illinois

Indiana:

vs. Cincinnati, vs. Purdue Fort Wayne

Iowa:

vs. St. Thomas

Maryland:

vs. VCU

Michigan:

No games

Michigan State:

vs. Clemson

Minnesota:

vs. North Dakota State

Nebraska:

at Kansas State

Northwestern:

at Cincinnati

Ohio State:

No games

Penn State:

at VMI

Purdue:

vs. Longwood

Rutgers:

vs. Wagner

NITTANY LIONS IN PROS

2021 Level	Years at PSU	2021 Team	Organization
TRIPLE-A			
Jim Haley, 3B	2014-16	Durham	Tampa Bay Rays
DOUBLE-A			
Jack Anderson, P	2013-16	Arkansas	Seattle Mariners
Justin Hagenman, P	2016-18	Tulsa	Los Angeles Dodgers
Taylor Lehman, P	2015-18	Reading	Philadelphia Phillies
Eric Mock, P	2016-19	Akron	Cleveland Guardians
HIGH-A			
Dante Biasi, P	2017-18	Quad Cities	Kansas City Royals
Sal Biasi, P	2015-18	Winston-Salem	Chicago White Sox
Kyle Virbitsky, P	2018-21	Lansing	Oakland A's
LOW-A			
Justin Williams, 3B	2019-21	Fayetteville	Houston Astros
Rookie			
Bailey Dees, P	2018-21	Rookie	New York Yankees
Conor Larkin, P	2018-21	Rookie	Toronto Blue Jays

THE LAST TIME...

A Penn State Team

Won 10 or more consecutive games.....April 14-30, 2000
 Scored 10 or more runs in a game.....14, vs. LIU; February 19, 2022
 Scored 20 or more runs in a game27, Michigan State; May 1, 2021
 Had a 10+ run inning.....10 (1st), Michigan State; May 1, 2021
 Did not strikeout.....vs. Niagara; March 18, 2016
 Turned a triple play.....8th inning, Michigan State; May 16, 2014
 Shut out an opponent.....Purdue (11-0); April 10, 2021
 Shut out consecutive opponents.....vs. Monmouth (1-0); February 15, 2019/vs. Monmouth (7-0), February 16, 2019
 Was shut out at home.....Rutgers (5-0); May 16, 2021
 Was shut out on the road.....at Illinois (9-0); May 21, 2021
 Was shut out in consecutive games.....at Delaware (5-0); March 18, 2017/Delaware (8-0); March 19, 2017
 Swept a three-game series at homeMichigan State; April 30-May 2, 2021
 Swept a three-game series on the road.....at Northwestern; April 15-17, 2016
 Swept a three-game conference series at home.....Michigan State; April 30-May 2, 2021
 Swept a three-game conference series on the road.....at Northwestern; April 15-17, 2016
 Beat a ranked opponent#18 Michigan (3-2); March 26, 2021
 Beat a Top-5 ranked opponent.....at #1 North Carolina (3-2); March 3, 2007
 Won a three-plus game series against a ranked opponent.....#16 Michigan (four games); April 12-13, 2007
 Played an extra-inning game.....Michigan (L, 6-8, 10); March 28, 2021
 Played a 12+ inning gameIowa (W, 5-4, 12); May 20, 2016
 Played a 15+ inning gameIllinois (L, 4-2, 15); April 25, 2015

A Penn State Player

Hit two home runs in a game.....Matt Wood (2), vs. LIU; February 19, 2022
 Hit three home runs in a game.....Johnny Piacentino (3), vs. Northwestern; March 7, 2021
 Led off game with a home run.....Gavin Homer, at Rutgers; April 4, 2021
 Hit a grand slam.....Justin Williams, Rutgers, May 17, 2021
 Hit back-to-back homers.....Gavin Homer/Jordan Bowersox (7th), UCF; March 10, 2019
 Hit a walk-off home run.....Curtis Robison, Wagner; February 23, 2020
 Hit a pinch-hit home run.....Shea Sbranti, at Illinois; April 21, 2019
 Hit an inside-the-park home run.....Kris Kremer, Pittsburgh; April 10, 2019
 Had five or more RBI in a game.....Curtis Robison (5), at Illinois; May 23, 2021
 Had seven or more RBI in a game.....Aaron Novak (8), at Charleston Southern; March 8, 2015
 Had four hits in a game.....Johnny Piacentino (5), Michigan State; May 1, 2021
 Had five hits in a game.....Johnny Piacentino (5), Michigan State; May 1, 2021
 Had two hits in an inning.....Johnny Piacentino, Michigan State (1st); May 1, 2021
 Stole three or more bases.....Greg Guers, Bucknell; April 19, 2016
 Had a 10-game hit streak.....Johnny Piacentino (10); 2021
 Had a 20-game hit streak.....Mike DeRenzo (23); 2002

Had 10 or more strikeouts.....Kyle Virbitsky (12), vs. Minnesota; May 29, 2021
 Pitched a complete game.....Dante Biasi (7IP), Xavier; May 11, 2018
 Pitched a nine-inning complete game.....Greg Welsh, Michigan State; May 17, 2013
 Pitched a combined nine-inning shutout.....Kyle Virbitsky/Steven Miller, vs. Purdue; April 10, 2021
 Pitched an individual nine-inning shutout.....Greg Welsh, Michigan State; May 17, 2013
 Pitched a no-hitter.....Steven Hill, at Iowa; April 21, 2012

HITTING CAREER HIGHS



#3 COLE BARTELS

Career Bests

Hits	2	8x, last at Virginia	3/6/22
Runs	2	4x, last at Illinois	5/23/21
Doubles	1	8x, last at Virginia	3/6/22
Triples	1	vs. Rutgers	5/17/21
Home Runs	1	at Illinois	5/23/21
RBI	3	at Illinois	5/23/21
Walks	2	3x, last vs. Minnesota	5/29/21
Stolen Bases	2	vs. Michigan State	5/2/21



#46 NOAH BURKE

Career Bests

Hits	n/a
Runs	n/a
Doubles	n/a
Triples	n/a
Home Runs	n/a
RBI	n/a
Walks	n/a
Stolen Bases	n/a



#19 DEREK CEASE

Career Bests

Hits	n/a		
Runs	n/a		
Doubles	n/a		
Triples	n/a		
Home Runs	n/a		
RBI	n/a		
Walks	1	vs. LIU	2/19/22
Stolen Bases	n/a		



#23 JAKE COOPER

Career Bests


Hits	n/a
Runs	n/a
Doubles	n/a
Triples	n/a
Home Runs	n/a
RBI	n/a
Walks	n/a
Stolen Bases	n/a



#4 TYSON COOPER

Career Bests

Hits	1	2x, last vs. Michigan State	5/2/21
Runs	1	2x, last vs. Michigan State	5/2/21
Doubles	1	vs. Michigan State	5/2/21
Triples	n/a		
Home Runs	n/a		
RBI	1	2x, last vs. Michigan State	5/2/21
Walks	3	vs. Michigan	3/27/21
Stolen Bases	1	at Rutgers	4/4/21



#5 CARSON ERTTER

Career Bests

Hits	n/a		
Runs	n/a		
Doubles	n/a		
Triples	n/a		
Home Runs	n/a		
RBI	1	vs. Michigan State	5/1/21
Walks	1	vs. Michigan State	5/1/21
Stolen Bases	n/a		

HITTING CAREER HIGHS



#15 BRENDEN FRANKS

Career Bests

Hits	1	2x, last vs. Princeton	2/29/20
Runs	1	2x, last vs. Michigan State	5/1/21
Doubles	n/a		
Triples	n/a		
Home Runs	n/a		
RBI	n/a		
Walks	1	vs. LIU	2/19/22
Stolen Bases	n/a		



#35 BILLY GERLOTT

Career Bests

Hits	2	2x, last vs. Maine	2/26/22
Runs	1	3x, last at Virginia	3/6/22
Doubles	1	3x, last at Virginia	3/4/22
Triples	n/a		
Home Runs	n/a		
RBI	2	vs. LIU	2/19/22
Walks	1	3x, last vs. Maine	2/26/22
Stolen Bases	1	vs. LIU	2/19/22



#2 KYLE HANNON

Career Bests

Hits	3	at Virginia	3/5/22
Runs	2	vs. Northwestern	3/7/21
Doubles	1	6x, last at Virginia	3/6/22
Triples	1	vs. Purdue	4/10/21
Home Runs	n/a		
RBI	2	2x, last vs. LIU	2/19/22
Walks	2	vs. Northeastern	2/20/22
Stolen Bases	1	2x, last at Virginia	3/6/22



#1 JAY HARRY

Career Bests

Hits	3	vs. Michigan State	5/1/21
Runs	3	vs. Michigan state	5/1/21
Doubles	2	vs. Northwestern	3/7/21
Triples	n/a		
Home Runs	1	2x, last vs. Maine	2/26/22
RBI	6	vs. Michigan State	5/1/21
Walks	1	15x, last vs. Maine	2/26/22
Stolen Bases	1	2x, last vs. LIU	2/19/22



#40 BEN KAILHER

Career Bests

Hits	2	vs. Princeton	2/28/20
Runs	1	7x, last at Illinois	5/23/21
Doubles	1	vs. Princeton	2/28/20
Triples	1	vs. Fairleigh Dickinson	3/8/20
Home Runs	n/a		
RBI	2	vs. Princeton	2/28/20
Walks	1	4x, last vs. Maine	2/26/22
Stolen Bases	1	3x, last vs. Michigan State	4/30/21



#13 TAYVEN KELLEY

Career Bests

Hits	2	7x, last at Virginia	3/5/22
Runs	1	5x, last at Virginia	3/5/22
Doubles	1	10x, last at Iowa	5/8/21
Triples	1	2x, last at Ohio State	4/23/21
Home Runs	1	at Ohio State	4/25/21
RBI	2	5x, last at Virginia	3/5/22
Walks	2	vs. Michigan State	4/30/21
Stolen Bases	n/a		

HITTING CAREER HIGHS



#34 RICHIE PALTRIDGE

Career Bests

Hits	n/a
Runs	n/a
Doubles	n/a
Triples	n/a
Home Runs	n/a
RBI	n/a
Walks	n/a
Stolen Bases	n/a



#22 JOHNNY PIACENTINO

Career Bests

Hits	5	vs. Michigan State	5/1/21
Runs	4	2x, last vs. Michigan State	5/1/21
Doubles	3	vs. Michigan State	5/1/21
Triples	n/a		
Home Runs	3	vs. Northwestern	3/7/21
RBI	5	2x, last vs. Michigan State	5/1/21
Walks	2	5x, last vs. Minnesota	5/29/21
Stolen Bases	2	vs. Princeton	2/29/20



#7 C.J. PITTARO

Career Bests

Hits	1	3x, last vs. LIU	2/19/22
Runs	2	vs. Maine	2/25/22
Doubles	n/a		
Triples	n/a		
Home Runs	n/a		
RBI	2*	vs. Western Kentucky	2/24/21
Walks	2	vs. Maine	2/25/22
Stolen Bases	n/a		

*At Vanderbilt (2021)



#41 JOSH SPIEGEL

Career Bests

Hits	3	vs. Maryland	3/21/21
Runs	2	4x, last vs. LIU	2/19/22
Doubles	2	vs. LIU	2/19/22
Triples	1	vs. Rutgers	5/15/21
Home Runs	2	vs. Northwestern	3/5/21
RBI	3	2x, last vs. Maine	2/26/22
Walks	3	vs. Minnesota	5/29/21
Stolen Bases	1	at Illinois	5/23/21



#30 ANTHONY STEELE

Career Bests

Hits	3	vs. Maine	2/25/22
Runs	1	2x, last vs. Maine	2/25/22
Doubles	n/a		
Triples	1	vs. Maine	2/26/22
Home Runs	n/a		
RBI	2	vs. Maine	2/26/22
Walks	1	at Virginia	3/6/22
Stolen Bases	1	vs. Maine	2/25/22




#9 CONNOR THRONEBERRY

Career Bests

Hits	n/a
Runs	n/a
Doubles	n/a
Triples	n/a
Home Runs	n/a
RBI	n/a
Walks	n/a
Stolen Bases	n/a

HITTING CAREER HIGHS/PITCHING CAREER BESTS



#14 MATT WOOD

Career Bests		
Hits	3	6x, last vs. LIU 2/19/22
Runs	4	vs. LIU 2/19/22
Doubles	2	vs. Nebraska 4/16/21
Triples	1	vs. Purdue 4/11/21
Home Runs	3	vs. LIU 2/19/22
RBI	4	vs. LIU 2/19/22
Walks	3	vs. LIU 2/19/22
Stolen Bases	1	2x, last vs. Rutgers 5/17/21



#19 DEREK CEASE

Career Bests		
IP	1.0	vs. Monmouth 2/18/22
Longest Start	n/a	
Longest Relief	1.0	vs. Monmouth 2/18/22
Hits	1	vs. Monmouth 2/18/22
Runs	1	vs. Monmouth 2/18/22
Earned Runs	0	vs. Monmouth 2/18/22
Walks	3	vs. Monmouth 2/18/22
Strikeouts	1	vs. Monmouth 2/18/22



#8 PATRICK DEMARCO

Career Bests		
IP	n/a	
Longest Start	n/a	
Longest Relief	n/a	
Hits	n/a	
Runs	n/a	
Earned Runs	n/a	
Walks	n/a	
Strikeouts	n/a	



#49 BEN DEMELL

Career Bests		
IP	1.2	vs. LIU 2/19/22
Longest Start	n/a	
Longest Relief	1.2	vs. LIU 2/19/22
Hits	1	vs. LIU 2/19/22
Runs	0	vs. LIU 2/19/22
Earned Runs	0	vs. LIU 2/19/22
Walks	3	vs. LIU 2/19/22
Strikeouts	2	vs. LIU 2/19/22



#44 DEVIN FLETCHER

Career Bests		
IP	n/a	
Longest Start	n/a	
Longest Relief	n/a	
Hits	n/a	
Runs	n/a	
Earned Runs	n/a	
Walks	n/a	
Strikeouts	n/a	



#10 TANNER FOLDS

Career Bests		
IP	1.0	2x, last at Virginia 3/4/22
Longest Start	n/a	
Longest Relief	1.0	2x, last at Virginia 3/4/22
Hits	0	3x, last at Virginia 3/6/22
Runs	0	3x, last at Virginia 3/6/22
Earned Runs	0	3x, last at Virginia 3/6/22
Walks	0	2x, last at Virginia 3/6/22
Strikeouts	1	vs. LIU 2/19/22

PITCHING CAREER BESTS



#28 HUTCH GAGNON

Career Bests

IP	5.0	vs. Princeton	2/29/20
Longest Start	5.0	vs. Princeton	2/29/20
Longest Relief	3.0	2x, last vs. Wagner	2/23/20
Hits	0	8x, last at Purdue	5/27/21
Runs	0	17x, last at Iowa	5/7/21
Earned Runs	0	18x, last vs. Rutgers	5/16/21
Walks	0	16x, last at Illinois	5/22/21
Strikeouts	6	vs. Princeton	2/29/20



#17 SENECA GREGORY

Career Bests


IP	1.0	at Virginia	3/4/22
Longest Start	n/a		
Longest Relief	1.0	at Virginia	3/4/22
Hits	1	at Virginia	3/4/22
Runs	0	at Virginia	3/4/22
Earned Runs	0	at Virginia	3/4/22
Walks	0	at Virginia	3/4/22
Strikeouts	1	at Virginia	3/4/22



#24 JADEN HENLINE

Career Bests

IP	4.1	at Indiana	3/14/21
Longest Start	4.1	at Indiana	3/14/21
Longest Relief	4.0	vs. LIU	2/19/22
Hits	0	3x, last at Illinois	5/21/21
Runs	0	4x, last at Purdue	5/27/21
Earned Runs	0	4x, last at Purdue	5/27/21
Walks	0	6x, last at Virginia	3/5/22
Strikeouts	6	vs. Northwestern	3/6/21



#29 CARSON KOHLS

Career Bests

IP	2.1	at Indiana	3/13/21
Longest Start	n/a		
Longest Relief	2.1	at Indiana	3/13/21
Hits	0	3x, last vs. Monmouth	2/18/22
Runs	0	3x, last at Ohio State	4/24/21
Earned Runs	0	5x, last at Virginia	3/4/22
Walks	0	3x, last at Illinois	5/21/21
Strikeouts	2	2x, last at Virginia	3/4/22



#33 TRAVIS LUENSMANN

Career Bests

IP	6.0	vs. Maine	2/25/22
Longest Start	6.0	vs. Maine	2/25/22
Longest Relief	1.0*	vs. Dayton	2/21/21
Hits	0*	2x, last at Winthrop	3/2/21
Runs	0*	2x, last at Winthrop	3/2/21
Earned Runs	0*	2x, last at Winthrop	3/2/21
Walks	0	4x, last vs. Maine	2/25/22
Strikeouts	8	vs. Maine	2/25/22



#18 MASON MELLOTT

Career Bests

IP	4.2	2x, last vs. Duke	3/2/19
Longest Start	3.0	vs. LIU	2/19/22
Longest Relief	4.2	2x, last vs. Duke	3/2/19
Hits	0	10x, last at Illinois	5/23/21
Runs	0	27x, last vs. Maine	2/26/22
Earned Runs	0	38x, last vs. Maine	2/26/22
Walks	0	31x, last at Illinois	5/23/21
Strikeouts	5	6x, last at Ohio State	4/25/21

*At South Carolina (2021)

PITCHING CAREER BESTS



#21 STEVEN MILLER

Career Bests

IP	2.2	2x, last at Illinois	5/22/21
Longest Start	n/a		
Longest Relief	2.2	2x, last at Illinois	5/22/21
Hits	0	6x, last at Illinois	5/22/21
Runs	0	13x, last vs. Maine	2/26/22
Earned Runs	0	15x, last vs. Maine	2/26/22
Walks	0	10x, last at Virginia	3/6/22
Strikeouts	5	at Illinois	5/22/21



#27 TOMMY MOLSKY

Career Bests

IP	6.0	vs. Northeastern	2/20/22
Longest Start	6.0	vs. Northeastern	2/20/22
Longest Relief	n/a		
Hits	4	2x, last vs. Maine	2/26/22
Runs	2	vs. Northeastern	2/20/22
Earned Runs	0	vs. Northeastern	2/20/22
Walks	1	2x, last at Virginia	3/6/22
Strikeouts	6	vs. Maine	2/26/22



#37 JORDAN MORALES

Career Bests

IP	7.0*	vs. St. Bonaventure	4/24/21
Longest Start	7.0*	vs. St. Bonaventure	4/24/21
Longest Relief	3.0*	2x, last at Penn	4/3/21
Hits	0	5x, last at Virginia	3/4/22
Runs	0	12x, last at Virginia	3/4/22
Earned Runs	0	13x, last at Virginia	3/4/22
Walks	0	13x, last at Virginia	3/6/22
Strikeouts	9*	vs. Saint Joseph's	5/8/21


*At LaSalle (2021)



#6 JOE NASTASI

Career Bests

IP	n/a		
Longest Start	n/a		
Longest Relief	n/a		
Hits	n/a		
Runs	n/a		
Earned Runs	n/a		
Walks	n/a		
Strikeouts	n/a		



#31 RYAN PARTRIDGE

Career Bests

IP	1.0	4x, last at Virginia	3/5/22
Longest Start	n/a		
Longest Relief	1.0	4x, last at Virginia	3/5/22
Hits	0	4x, last vs. Northeastern	2/20/22
Runs	0	7x, last vs. Northeastern	2/20/22
Earned Runs	0	8x, last vs. Northeastern	2/20/22
Walks	0	5x, last vs. Northeastern	2/20/22
Strikeouts	2	vs. Princeton	2/28/20



#25 CHASE RENNER

Career Bests

IP	1.0	vs. LIU	2/19/22
Longest Start	n/a		
Longest Relief	1.0	vs. LIU	2/19/22
Hits	1	vs. LIU	2/19/22
Runs	2	vs. LIU	2/19/22
Earned Runs	2	vs. LIU	2/19/22
Walks	3	vs. LIU	2/19/22
Strikeouts	1	vs. LIU	2/19/22

PITCHING CAREER BESTS



#11 CHAD ROGERS

Career Bests

IP	3.0	vs. Northwestern	3/7/21
Longest Start	n/a		
Longest Relief	3.0	vs. Northwestern	3/7/21
Hits	0	at Ohio State	4/24/21
Runs	0	vs. Virginia	3/5/22
Earned Runs	0	vs. Virginia	3/5/22
Walks	1	2x, last vs. Virginia	3/5/22
Strikeouts	1	3x, last vs. Virginia	3/5/22



#20 BLAISE SCLAFANI

Career Bests

IP	3.0*	vs. Northeastern	4/30/19
Longest Start	n/a		
Longest Relief	3.0*	vs. Northeastern	4/30/19
Hits	0	6x, last vs. Maryland	3/20/21
Runs	0*	8x, last at Delaware	3/1/20
Earned Runs	0	10x, last at Virginia	3/6/22
Walks	0	7x, last at Virginia	3/6/22
Strikeouts	3*	3x, last vs. Canisius	2/15/20

*At UMass Lowell (2020-21)



#36 TYLER SHINGLEDECKER

Career Bests

IP	4.1	2x, last vs. Youngstown State	4/9/19
Longest Start	4.1	vs. Youngstown State	4/9/19
Longest Relief	4.1	vs. Binghamton	3/26/19
Hits	0	19x, last vs. Maine	2/26/22
Runs	0	20x, last at Virginia	3/6/22
Earned Runs	0	25x, last at Virginia	3/6/22
Walks	0	13x, last at Virginia	3/6/22
Strikeouts	9	vs. Northwestern	3/5/21



#30 ANTHONY STEELE

Career Bests

IP	1.0	at Virginia	3/5/22
Longest Start	n/a		
Longest Relief	1.0	at Virginia	3/5/22
Hits	1	at Virginia	3/5/22
Runs	0	at Virginia	3/5/22
Earned Runs	0	at Virginia	3/5/22
Walks	0	vs. Northeastern	2/20/22
Strikeouts	2	at Virginia	3/5/22



#12 KELLAN TULIO

Career Bests

IP	6.0	vs. Maine	2/26/22
Longest Start	6.0	vs. Maine	2/26/22
Longest Relief	1.1*	at Cincinnati	3/30/21
Hits	0*	4x, last at Cincinnati	3/30/21
Runs	0*	5x, last at Cincinnati	3/30/21
Earned Runs	0*	5x, last at Cincinnati	3/30/21
Walks	0*	3x, last vs. Wake Forest	4/3/21
Strikeouts	5	vs. Maine	2/26/22

*At Louisville (2020-21)

CAREER STATS

#3 COLE BARTELS IF/OF R/R GR. 6-3/195 BELMONT, MASS.

Year	Avg	GP-GS	AB	R	H	2B	3B	HR	RBI	TB	SLG%	BB	HBP	SO	GDP	OB%	SF	SH	SB-ATT	PO	A	E	FLD%
2018	.000	17-3	0	0	0	0	0	0	0	0	.000	0	0	0	0	.000	0	0	0-0	0	1	0	1.000
2019	.000	7-3	0	0	0	0	0	0	0	0	.000	0	0	0	0	.000	0	0	0-0	1	1	1	.667
2020	.273	8-7	22	8	6	2	0	0	3	8	.364	7	1	4	0	.452	1	0	1-1	53	1	0	1.000
2021	.245	35-26	98	13	24	4	1	1	13	33	.337	13	1	21	4	.333	2	1	3-3	141	11	2	.987
2022	.308	10-10	39	6	12	2	0	0	3	14	.359	4	1	5	0	.386	0	0	1-2	22	1	0	1.000
TOTAL	.264	77-49	159	27	42	8	1	1	19	55	.346	24	3	30	4	.365	3	1	5-6	217	17	3	.987

#46 NOAH BURKE OF L/R FR. 6-0/192 PITTSBURGH, PA.

Year	Avg	GP-GS	AB	R	H	2B	3B	HR	RBI	TB	SLG%	BB	HBP	SO	GDP	OB%	SF	SH	SB-ATT	PO	A	E	FLD%
2022	.000	2-0	2	0	0	0	0	0	0	0	.000	0	1	1	0	.333	0	0	0-0	0	0	0	.000
TOTAL	.000	2-0	2	0	0	0	0	0	0	0	.000	0	1	1	0	.333	0	0	0-0	0	0	0	.000

#19 DEREK CEASE IF/P R/R FR. 5-8/150 PLYMOUTH, PA.

Year	Avg	GP-GS	AB	R	H	2B	3B	HR	RBI	TB	SLG%	BB	HBP	SO	GDP	OB%	SF	SH	SB-ATT	PO	A	E	FLD%
2022	.000	6-1	7	0	0	0	0	0	0	0	.000	1	0	2	0	.125	0	0	0-0	4	9	0	1.000
TOTAL	.000	6-1	7	0	0	0	0	0	0	0	.000	1	0	2	0	.125	0	0	0-0	7	9	0	1.000

Year	ERA	W-L	APP	GS	CG	SHO	SV	IP	H	R	ER	BB	SO	2B	3B	HR	BF	BAA	WP	HBP	BK	SFA	SHA
2022	0.00	0-0	1	0	0	0/0	0	1.0	1	1	0	3	1	0	0	0	7	.250	0	0	0	0	0
TOTAL	0.00	0-0	1	0	0	0/0	0	1.0	1	1	0	3	1	0	0	0	7	.250	0	0	0	0	0

#23 JAKE COOPER IF R/R FR. 5-9/195 STATE COLLEGE, PA.

Year	Avg	GP-GS	AB	R	H	2B	3B	HR	RBI	TB	SLG%	BB	HBP	SO	GDP	OB%	SF	SH	SB-ATT	PO	A	E	FLD%
2022	.000	4-4	11	0	0	0	0	0	0	0	.000	0	0	6	0	.000	0	0	0-0	1	10	1	.917
TOTAL	.000	4-4	11	0	0	0	0	0	0	0	.000	0	0	6	0	.000	0	0	0-0	1	10	1	.917

#4 TYSON COOPER C/IF S/R R-SO. 5-9/200 STATE COLLEGE, PA.

Year	Avg	GP-GS	AB	R	H	2B	3B	HR	RBI	TB	SLG%	BB	HBP	SO	GDP	OB%	SF	SH	SB-ATT	PO	A	E	FLD%
2021	.111	11-3	18	2	2	1	0	0	2	3	.167	6	0	8	0	.333	0	0	1-1	16	1	0	1.000
2022	-	-	-	-	-	-	-	-	-	-	-	-	-	-	-	-	-	-	-	-	-	-	-
TOTAL	.111	11-3	18	2	2	1	0	0	2	3	.167	6	0	0	0	.333	0	0	1-1	16	1	0	1.000

#8 PATRICK DEMARCO RHP R/R FR. 6-1/200 LOS ANGELES, CALIF.

Year	ERA	W-L	APP	GS	CG	SHO	SV	IP	H	R	ER	BB	SO	2B	3B	HR	BF	BAA	WP	HBP	BK	SFA	SHA
2022	-	-	-	-	-	-	-	-	-	-	-	-	-	-	-	-	-	-	-	-	-	-	-
TOTAL	-	-	-	-	-	-	-	-	-	-	-	-	-	-	-	-	-	-	-	-	-	-	-

#49 BEN DEMELL IF/P L/R FR. 6-5/205 CONCORD, OHIO

Year	Avg	GP-GS	AB	R	H	2B	3B	HR	RBI	TB	SLG%	BB	HBP	SO	GDP	OB%	SF	SH	SB-ATT	PO	A	E	FLD%
2022	-	-	-	-	-	-	-	-	-	-	-	-	-	-	-	-	-	-	-	-	-	-	-
TOTAL	-	-	-	-	-	-	-	-	-	-	-	-	-	-	-	-	-	-	-	-	-	-	-

Year	ERA	W-L	APP	GS	CG	SHO	SV	IP	H	R	ER	BB	SO	2B	3B	HR	BF	BAA	WP	HBP	BK	SFA	SHA
2022	0.00	0-0	1	0	0	0/0	0	1.2	0	0	0	0	0	0	0	0	0	.000	0	0	0	0	0
TOTAL	0.00	0-0	1	0	0	0/0	0	1.2	0	0	0	0	0	0	0	0	0	.000	0	0	0	0	0

#5 CARSON ERTTER OF L/L JR. 5-10/175 EBENSBURG, PA.

Year	Avg	GP-GS	AB	R	H	2B	3B	HR	RBI	TB	SLG%	BB	HBP	SO	GDP	OB%	SF	SH	SB-ATT	PO	A	E	FLD%
2020	.000	3-0	2	0	0	0	0	0	0	0	.000	0	1	0	0	.333	0	0	0-0	1	0	0	1.000
2021	.000	1-0	1	0	0	0	0	0	1	0	.000	1	0	0	0	.500	0	0	0-0	0	0	0	.000
2022	-	-	-	-	-	-	-	-	-	-	-	-	-	-	-	-	-	-	-	-	-	-	-
TOTAL	.000	4-0	3	0	0	0	0	0	1	0	.000	1	1	0	0	.400	0	0	0-0	1	0	0	1.000

CAREER STATS

#44 DEVIN FLETCHER RHP R/R FR. 6-8/215 BETHLEHEM, PA.

Year	ERA	W-L	APP	GS	CG	SHO	SV	IP	H	R	ER	BB	SO	2B	3B	HR	BF	BAA	WP	HBP	BK	SFA	SHA
2022	-	-	-	-	-	-	-	-	-	-	-	-	-	-	-	-	-	-	-	-	-	-	-
TOTAL	-	-	-	-	-	-	-	-	-	-	-	-	-	-	-	-	-	-	-	-	-	-	-

#10 TANNER FOLDS LHP R/L FR. 6-1/195 CALHOUN, GA.

Year	ERA	W-L	App	GS	CG	SHO	SV	IP	H	R	ER	BB	SO	2B	3B	HR	BF	B/Avg	WP	HBP	BK	SFA	SHA
2022	6.75	0-0	4	0	0	0/0	0	2.2	1	3	2	2	2	0	0	0	11	.111	1	0	0	0	0
TOTAL	6.75	0-0	4	0	0	0/0	0	2.2	1	3	2	2	2	0	0	0	11	.111	1	0	0	0	0

#15 BRENDEN FRANKS IF/P R/R JR. 6-3/205 STATE COLLEGE, PA.

Year	Avg	GP-GS	AB	R	H	2B	3B	HR	RBI	TB	SLG%	BB	HBP	SO	GDP	OB%	SF	SH	SB-ATT	PO	A	E	FLD%
2020	.667	4-0	3	1	2	0	0	0	0	2	.667	0	0	1	0	.667	0	0	0-0	2	0	0	1.000
2021	.000	4-0	3	1	0	0	0	0	0	0	.000	0	1	2	0	.250	0	0	0-0	4	0	0	1.000
2022	.000	2-0	1	0	0	0	0	0	0	0	.000	1	0	0	0	.500	0	0	0-0	0	0	0	1.000
TOTAL	.286	10-0	7	2	2	0	0	0	0	2	.333	1	1	3	0	.444	0	0	0-0	6	0	0	1.000
Year	Avg	GP-GS	AB	R	H	2B	3B	HR	RBI	TB	SLG%	BB	HBP	SO	GDP	OB%	SF	SH	SB-ATT	PO	A	E	FLD%
2020	-	-	-	-	-	-	-	-	-	-	-	-	-	-	-	-	-	-	-	-	-	-	-
2021	-	-	-	-	-	-	-	-	-	-	-	-	-	-	-	-	-	-	-	-	-	-	-
2022	-	-	-	-	-	-	-	-	-	-	-	-	-	-	-	-	-	-	-	-	-	-	-
TOTAL	-	-	-	-	-	-	-	-	-	-	-	-	-	-	-	-	-	-	-	-	-	-	-

#28 HUTCH GAGNON LHP L/L SR. 6-3/220 DOWNINGTOWN, PA.

Year	ERA	W-L	App	GS	CG	SHO	SV	IP	H	R	ER	BB	SO	2B	3B	HR	BF	B/Avg	WP	HBP	BK	SFA	SHA
2019	5.59	0-1	18	0	0	0/0	0	19.1	21	12	12	11	21	4	1	2	93	.273	3	3	0	0	2
2020	3.21	1-0	4	2	0	0/0	0	14.0	15	5	5	6	17	4	1	0	62	.268	0	0	0	0	0
2021	6.75	0-1	11	0	0	0/0	0	12.0	18	10	9	4	13	3	1	1	64	.327	2	3	0	1	1
2022	-	-	-	-	-	-	-	-	-	-	-	-	-	-	-	-	-	-	-	-	-	-	-
TOTAL	5.16	1-2	33	2	0	0/0	0	45.1	54	27	26	21	51	11	3	3	219	.287	5	6	0	1	3

#35 BILLY GERLOTT OF/IF R/R SO. 6-1/195 AUBURN, PA.

Year	Avg	GP-GS	AB	R	H	2B	3B	HR	RBI	TB	SLG%	BB	HBP	SO	GDP	OB%	SF	SH	SB-ATT	PO	A	E	FLD%
2021	-	-	-	-	-	-	-	-	-	-	-	-	-	-	-	-	-	-	-	-	-	-	-
2022	.278	10-10	36	3	10	3	0	0	6	13	.361	3	1	12	1	.350	0	0	1-1	11	0	0	1.000
TOTAL	.278	10-10	36	2	10	3	0	0	6	13	.361	3	1	12	1	.350	0	0	1-1	11	0	0	1.000

#17 SENECA GREGORY RHP R/R FR. 6-4/225 STAFFORD, VA.

Year	ERA	W-L	APP	GS	CG	SHO	SV	IP	H	R	ER	BB	SO	2B	3B	HR	BF	BAA	WP	HBP	BK	SFA	SHA
2022	0.00	0-0	1	0	0	0/0	0	1.0	1	0	0	0	1	0	0	0	4	.250	0	0	0	0	0
TOTAL	0.00	0-0	1	0	0	0/0	0	1.0	1	0	0	0	1	0	0	0	4	.250	0	0	0	0	0

#2 KYLE HANNON IF/OF L/R SO. 5-10/194 HARRISBURG, PA.

Year	Avg	GP-GS	AB	R	H	2B	3B	HR	RBI	TB	SLG%	BB	HBP	SO	GDP	OB%	SF	SH	SB-ATT	PO	A	E	FLD%
2021	.133	12-9	30	3	4	1	1	0	1	7	.233	2	0	12	0	.188	0	1	0-0	15	0	0	1.000
2022	.382	10-10	34	5	13	5	0	0	6	18	.529	4	2	8	1	.475	0	0	2-2	18	19	4	.902
TOTAL	.266	22-19	64	8	17	6	1	0	7	25	.391	6	2	20	1	.347	0	1	2-2	33	19	4	.929

#1 JAY HARRY IF L/R SO. 6-0/195 METUCHEN, N.J.

Year	Avg	GP-GS	AB	R	H	2B	3B	HR	RBI	TB	SLG%	BB	HBP	SO	GDP	OB%	SF	SH	SB-ATT	PO	A	E	FLD%
2021	.268	42-42	142	22	38	10	0	1	18	51	.359	12	4	25	2	.335	3	0	1-1	58	101	11	.935
2022	.293	10-10	41	6	12	0	0	1	4	15	.366	3	0	3	0	.341	0	0	1-1	7	37	1	.978
TOTAL	.273	52-52	183	28	50	10	0	2	22	66	.361	15	4	28	2	.337	3	0	2-2	65	138	12	.944

CAREER STATS

#24 JADEN HENLINE RHP L/R SO. 6-2/195 NEW CUMBERLAND, PA.

Year	ERA	W-L	App	GS	CG	SHO	SV	IP	H	R	ER	BB	SO	2B	3B	HR	BF	B/Avg	WP	HBP	BK	SFA	SHA
2021	3.72	0-1	9	3	0	0/0	0	19.1	17	8	8	8	22	2	0	2	86	.230	1	3	0	0	1
2022	5.59	0-1	3	0	0	0/0	1	9.2	11	10	6	3	12	1	1	1	44	.268	2	0	0	0	0
TOTAL	4.34	0-2	12	3	0	0/0	1	29.0	28	18	14	11	34	3	1	3	130	.243	3	3	0	0	1

#40 BEN KAILHER IF R/R JR. 5-8/160 RUMFORD, R.I.

Year	Avg	GP-GS	AB	R	H	2B	3B	HR	RBI	TB	SLG%	BB	HBP	SO	GDP	OB%	SF	SH	SB-ATT	PO	A	E	FLD%
2020	.222	9-6	18	4	4	1	2	0	4	9	.500	2	2	6	2	.333	2	0	2-2	3	9	2	.857
2021	.143	11-0	7	3	1	0	0	0	0	1	.143	0	0	2	0	.143	0	0	1-1	0	2	0	1.000
2022	.333	4-0	3	0	1	0	0	0	0	1	.333	2	0	0	0	.600	0	0	0-0	0	1	0	1.000
TOTAL	.214	24-6	28	7	6	1	2	0	4	11	.393	3	4	8	2	.333	2	0	3-3	3	12	2	.882

#13 TAYVEN KELLEY OF R/R JR. 6-3/200 BOILING SPRINGS, PA.

Year	Avg	GP-GS	AB	R	H	2B	3B	HR	RBI	TB	SLG%	BB	HBP	SO	GDP	OB%	SF	SH	SB-ATT	PO	A	E	FLD%
2020	.188	9-4	16	4	3	2	0	0	1	5	.313	3	1	8	0	.350	0	0	0-0	10	0	0	1.000
2021	.238	28-27	101	8	24	8	2	1	9	39	.386	10	1	37	2	.313	0	3	0-2	53	1	4	.931
2022	.211	10-10	38	3	8	0	0	0	6	8	.211	1	1	11	1	.250	0	0	0-1	20	1	0	1.000
TOTAL	.226	47-41	155	15	35	10	2	1	16	52	.335	14	3	56	3	.302	0	3	0-3	83	2	4	.955

#29 CARSON KOHLS RHP R/R SO. 6-0/195 SACRAMENTO, CALIF.

Year	ERA	W-L	App	GS	CG	SHO	SV	IP	H	R	ER	BB	SO	2B	3B	HR	BF	B/Avg	WP	HBP	BK	SFA	SHA
2021	3.18	0-0	5	0	0	0/0	0	5.2	7	3	2	2	4	1	1	1	27	.304	1	2	0	0	0
2022	4.50	0-0	3	0	0	0/0	0	2.0	2	2	1	3	2	0	0	0	12	.250	1	1	0	0	0
TOTAL	3.52	0-0	8	0	0	0/0	0	7.2	9	5	3	5	6	1	1	1	39	.290	2	3	0	0	0

#33 TRAVIS LUENSMANN RHP R/R SO. 6-6/234 ALTOONA, PA.

Year	ERA	W-L	App	GS	CG	SHO	SV	IP	H	R	ER	BB	SO	2B	3B	HR	BF	B/Avg	WP	HBP	BK	SFA	SHA
2021*	15.43	0-1	4	0	0	0/0	0	2.1	4	6	4	1	2	2	0	0	12	.333	0	0	1	0	0
2022	7.80	0-2	3	3	0	0/0	0	15.0	17	15	13	6	20	1	2	3	69	.288	0	1	0	1	2
TOTAL	10.90	0-3	7	3	0	0/0	0	17.1	21	21	17	7	22	3	2	3	81	.304	0	1	1	1	3

*At South Carolina

#18 MASON MELLOTT RHP R/R GR. 6-0/205 STATE COLLEGE, PA.

Year	ERA	W-L	APP	GS	CG	SHO	SV	IP	H	R	ER	BB	SO	2B	3B	HR	BF	BAA	WP	HBP	BK	SFA	SHA
2018	3.18	0-1	24	0	0	0/0	4	34.0	38	16	12	14	28	4	1	0	155	.295	4	5	2	3	4
2019	2.43	6-3	21	0	0	0/2	5	63.0	59	25	17	14	52	10	2	1	270	.244	3	6	0	1	6
2020	2.25	2-1	5	0	0	0/0	0	8.0	8	3	2	1	6	1	1	0	35	.258	0	0	0	0	3
2021	4.60	2-2	17	0	0	0/0	4	31.1	32	20	16	18	33	2	1	1	149	.264	4	8	1	0	2
2022	5.40	0-0	2	1	0	0/0	1	5.0	5	3	3	4	3	2	0	0	23	.263	0	0	0	0	0
TOTAL	3.18	10-6	69	1	0	0/2	14	141.1	142	67	50	51	122	19	5	2	632	.262	11	19	3	4	15

#21 STEVEN MILLER RHP R/R SR. 6-1/190 PITTSBURGH, PA.

Year	ERA	W-L	App	GS	CG	SHO	SV	IP	H	R	ER	BB	SO	2B	3B	HR	BF	B/Avg	WP	HBP	BK	SFA	SHA
2019	3.86	0-0	3	0	0	0/0	0	2.1	4	1	1	1	1	3	0	0	12	.364	1	0	0	0	0
2020	2.70	0-0	3	0	0	0/1	0	3.1	2	1	1	1	6	1	0	0	13	.167	0	0	0	0	0
2021	3.29	0-1	12	0	0	0/2	2	13.2	12	8	5	7	17	2	0	0	58	.245	2	2	0	0	0
2022	6.75	0-1	3	0	0	0/0	0	5.1	7	5	4	1	5	0	1	0	24	.304	0	0	0	0	0
TOTAL	4.01	0-2	21	0	0	0/3	2	24.2	25	15	11	10	29	6	1	0	107	.263	3	2	0	0	0

CAREER STATS

#27 TOMMY MOLSKY RHP R/R FR. 6-1/160 DILLSBURG, PA.

Year	ERA	W-L	APP	GS	CG	SHO	SV	IP	H	R	ER	BB	SO	2B	3B	HR	BF	BAA	WP	HBP	BK	SFA	SHA
2022	4.61	0-2	3	3	0	0/0	0	13.2	14	11	7	5	13	2	0	2	62	.264	0	2	0	1	1
TOTAL	4.61	0-2	3	3	0	0/0	0	13.2	14	11	7	5	13	2	0	2	62	.264	0	2	0	1	1

#37 JORDAN MORALES LHP R/L JR. 5-9/175 SOUDERTON, PA.

Year	ERA	W-L	App	GS	CG	SHO	SV	IP	H	R	ER	BB	SO	2B	3B	HR	BF	B/Avg	WP	HBP	BK	SFA	SHA
2020*	2.16	0-2	5	0	0	0/1	2	8.1	5	4	2	3	14	1	0	1	37	.167	3	1	1	1	2
2021*	6.11	2-6	16	7	1	0/0	2	45.2	60	35	31	23	49	10	2	4	226	.313	2	8	2	3	0
2022	9.00	1-0	4	0	0	0/0	0	4.0	6	7	4	3	6	0	0	0	23	.333	0	1	0	0	1
TOTAL	5.74	3-8	24	7	1	0/1	4	58.0	71	46	37	29	69	11	2	5	286	.296	5	10	3	4	3

*At LaSalle

#6 JOE NASTASI RHP R/R SO. 6-0/217 STATE COLLEGE, PA.

Year	ERA	W-L	App	GS	CG	SHO	SV	IP	H	R	ER	BB	SO	2B	3B	HR	BF	B/Avg	WP	HBP	BK	SFA	SHA
2021	-	-	-	-	-	-	-	-	-	-	-	-	-	-	-	-	-	-	-	-	-	-	-
2022	-	-	-	-	-	-	-	-	-	-	-	-	-	-	-	-	-	-	-	-	-	-	-
TOTAL	-	-	-	-	-	-	-	-	-	-	-	-	-	-	-	-	-	-	-	-	-	-	-

#34 RICHIE PALTRIDGE LHP/1B/OF L/L SO. 6-3/194 MONTGOMERY, N.Y.

Year	Avg	GP-GS	AB	R	H	2B	3B	HR	RBI	TB	SLG%	BB	HBP	SO	GDP	OB%	SF	SH	SB-ATT	PO	A	E	FLD%
2021	-	-	-	-	-	-	-	-	-	-	-	-	-	-	-	-	-	-	-	-	-	-	-
2022	-	-	-	-	-	-	-	-	-	-	-	-	-	-	-	-	-	-	-	-	-	-	-
TOTAL	-	-	-	-	-	-	-	-	-	-	-	-	-	-	-	-	-	-	-	-	-	-	-

Year	ERA	W-L	APP	GS	CG	SHO	SV	IP	H	R	ER	BB	SO	2B	3B	HR	BF	BAA	WP	HBP	BK	SFA	SHA
2021	-	-	-	-	-	-	-	-	-	-	-	-	-	-	-	-	-	-	-	-	-	-	-
2022	-	-	-	-	-	-	-	-	-	-	-	-	-	-	-	-	-	-	-	-	-	-	-
TOTAL	-	-	-	-	-	-	-	-	-	-	-	-	-	-	-	-	-	-	-	-	-	-	-

#31 RYAN PARTRIDGE LHP R/L JR. 6-3/215 WEXFORD, PA.

Year	ERA	W-L	APP	GS	CG	SHO	SV	IP	H	R	ER	BB	SO	2B	3B	HR	BF	B/Avg	WP	HBP	BK	SFA	SHA
2020	0.00	0-0	2	0	0	0/0	0	2.0	1	0	0	0	2	0	0	0	6	.167	0	0	0	0	0
2021	0.00	0-0	5	0	0	0/0	0	2.2	4	2	0	3	4	1	0	0	16	.333	0	0	0	1	0
2022	27.00	0-0	3	0	0	0/0	0	1.2	3	5	5	2	0	0	0	0	11	.500	0	1	0	1	0
TOTAL	7.11	0-0	10	0	0	0/0	0	6.1	8	7	5	5	6	1	0	0	33	.320	0	2	0	2	0

#22 JOHNNY PIACENTINO OF R/R JR. 5-11/185 CHERRY HILL, N.J.

Year	Avg	GP-GS	AB	R	H	2B	3B	HR	RBI	TB	SLG%	BB	HBP	SO	GDP	OB%	SF	SH	SB-ATT	PO	A	E	FLD%
2020	.400	13-10	35	11	14	4	0	2	11	24	.686	10	0	4	0	.511	2	0	4-4	27	0	0	1.000
2021	.284	42-42	162	30	46	15	0	8	32	85	.525	17	0	40	4	.350	1	1	0-2	83	0	3	.965
2022	.125	3-3	8	1	1	0	0	0	0	1	.125	2	0	3	1	.300	0	1	0-0	3	0	0	1.000
TOTAL	.298	58-55	205	42	61	19	0	10	43	110	.537	29	0	47	5	.380	3	2	4-6	113	0	3	.974

#7 C.J. PITTARO IF L/R SO. 6-1/195 HAMILTON, N.J.

Year	Avg	GP-GS	AB	R	H	2B	3B	HR	RBI	TB	SLG%	BB	HBP	SO	GDP	OB%	SF	SH	SB-ATT	PO	A	E	FLD%
2021*	.333	5-0	3	0	1	0	0	0	3	1	.333	0	0	0	0	.333	0	0	0-0	0	1	0	1.000
2022	.125	5-5	16	4	2	0	0	0	0	2	.125	3	0	6	0	.263	0	0	0-0	5	7	1	.923
TOTAL	.158	9-4	19	4	3	0	0	0	3	3	.158	3	0	6	0	.273	0	0	0-0	5	8	1	.929

*At Vanderbilt

CAREER STATS

#25 CHASE RENNER RHP R/R FR. 6-4/190 ALBURTIS, PA.

Year	ERA	W-L	APP	GS	CG	SHO	SV	IP	H	R	ER	BB	SO	2B	3B	HR	BF	BAA	WP	HBP	BK	SFA	SHA
2022	18.00	0-0	1	0	0	0/0	0	1.0	1	2	2	3	1	1	0	0	7	.250	1	0	0	0	0
TOTAL	18.00	0-0	1	0	0	0/0	0	1.0	1	2	2	3	1	1	0	0	7	.250	1	0	0	0	0

#11 CHAD ROGERS RHP R/R SO. 6-5/220 MENTOR, OHIO

Year	ERA	W-L	App	GS	CG	SHO	SV	IP	H	R	ER	BB	SO	2B	3B	HR	BF	B/Avg	WP	HBP	BK	SFA	SHA
2021	13.50	1-0	3	0	0	0/0	0	4.0	8	6	6	7	1	2	0	0	25	.471	0	0	1	1	0
2022	4.91	0-0	2	0	0	0/0	0	3.2	5	2	2	3	2	0	0	0	19	.357	0	0	0	2	0
TOTAL	9.39	1-0	5	0	0	0/0	0	7.2	13	8	8	10	3	2	0	0	44	.419	0	0	1	3	0

#20 BLAISE SCLAFANI RHP R/R SR. 6-6/200 SOUDERTON, PA.

Year	ERA	W-L	App	GS	CG	SHO	SV	IP	H	R	ER	BB	SO	2B	3B	HR	BF	B/Avg	WP	HBP	BK	SFA	SHA
2019*	4.42	1-0	12	0	0	0/0	0	18.1	12	11	9	19	14	2	0	1	60	.200	2	6	0	3	0
2020*	4.76	0-0	4	0	0	0/0	0	5.2	5	4	3	2	5	0	0	0	20	.250	3	2	0	0	0
2021	18.00	0-0	2	0	0	0/0	0	1.0	2	2	2	4	1	0	0	0	10	.500	2	1	0	1	0
2022	0.00	0-0	1	0	0	0/0	0	0.1	1	1	0	0	0	0	0	1	3	.500	0	1	0	0	0
TOTAL	4.97	1-0	19	0	0	0/0	0	25.1	20	18	14	25	20	2	0	0	93	.370	7	10	0	4	0

*At UMass Lowell

#36 TYLER SHINGLEDECKER LHP R/L SR. 6-3/185 HUNTERSVILLE, N.C.

Year	ERA	W-L	App	GS	CG	SHO	SV	IP	H	R	ER	BB	SO	2B	3B	HR	BF	B/Avg	WP	HBP	BK	SFA	SHA
2019	4.43	1-1	19	2	0	0/1	1	40.2	31	27	20	27	44	8	1	3	185	.207	4	6	0	1	1
2020	0.64	0-0	5	0	0	0/0	0	14.0	3	1	1	2	20	1	0	0	49	.067	1	1	0	0	1
2021	6.00	2-2	16	1	0	0/1	1	27.0	20	21	18	16	38	3	3	2	123	.196	3	4	0	1	0
2022	0.00	1-0	4	0	0	0/0	0	5.2	4	1	0	1	5	0	0	0	21	.200	0	0	0	0	0
TOTAL	4.07	4-3	44	3	0	0/2	2	86.1	58	50	39	46	109	12	4	5	378	.183	8	11	0	2	2

#41 JOSH SPIEGEL C/1B R/R R-JR. 6-3/206 JEANNETTE, PA.

Year	Avg	GP-GS	AB	R	H	2B	3B	HR	RBI	TB	SLG%	BB	HBP	SO	GDP	OB%	SF	SH	SB-ATT	PO	A	E	FLD%	
2019*																								
2020*	.500	3-0	4	0	2	0	0	0	1	2	.500	0	0	1	0	.500	0	0	0-0	7	0	0	1.000	
2021	.261	38-38	134	19	35	10	1	4	22	59	.440	10	2	43	3	.320	1	2	1-1	134	12	4	.973	
2022	.189	10-10	37	3	7	4	0	0	4	11	.297	3	0	13	1	.244	1	0	0-0	88	4	5	.948	
TOTAL	.253	51-48	174	22	44	14	1	4	27	72	.414	13	2	57	4	.309	2	2	1-1	229	16	9	.965	

#30 ANTHONY STEELE LHP/1B/OF L/L FR. 6-4/225 SHELTON, CONN.

Year	ERA	W-L	APP	GS	CG	SHO	SV	IP	H	R	ER	BB	SO	2B	3B	HR	BF	BAA	WP	HBP	BK	SFA	SHA
2022	6.75	0-0	2	0	0	0/0	0	1.1	4	2	1	2	3	0	1	0	12	.444	1	1	0	0	0
TOTAL	6.75	0-0	2	0	0	0/0	0	1.1	4	2	1	2	3	0	1	0	12	.444	1	1	0	0	0

Year	Avg	GP-GS	AB	R	H	2B	3B	HR	RBI	TB	SLG%	BB	HBP	SO	GDP	OB%	SF	SH	SB-ATT	PO	A	E	FLD%
2022	.269	8-7	26	2	7	0	1	0	3	9	.346	2	0	10	0	.321	0	0	1-1	8	0	1	.889
TOTAL	.269	8-7	26	2	7	0	1	0	3	9	.346	2	0	10	0	.321	0	0	1-1	8	0	1	.889

CAREER STATS

#9 CONNOR THRONEBERRY RHP/IF R/R FR. 6-6/230 ST. LOUIS, MO.

Year	ERA	W-L	APP	GS	CG	SHO	SV	IP	H	R	ER	BB	SO	2B	3B	HR	BF	BAA	WP	HBP	BK	SFA	SHA
2022	-	-	-	-	-	-	-	-	-	-	-	-	-	-	-	-	-	-	-	-	-	-	-
TOTAL	-	-	-	-	-	-	-	-	-	-	-	-	-	-	-	-	-	-	-	-	-	-	-

Year	Avg	GP-GS	AB	R	H	2B	3B	HR	RBI	TB	SLG%	BB	HBP	SO	GDP	OB%	SF	SH	SB-ATT	PO	A	E	FLD%
2022	.000	2-0	2	0	0	0	0	0	0	0	.000	0	0	2	0	.000	0	0	0-0	3	0	0	1.000
TOTAL	.000	2-0	2	0	0	0	0	0	0	0	.000	0	0	2	0	.000	0	0	0-0	3	0	0	1.000

#12 KELLAN TULIO LHP L/L JR. 6-2/215 EMMAUS, PA.

Year	ERA	W-L	App	GS	CG	SHO	SV	IP	H	R	ER	BB	SO	2B	3B	HR	BF	B/Avg	WP	HBP	BK	SFA	SHA
2020*	6.75	0-0	4	0	0	0/0	0	2.2	4	2	2	2	2	0	0	0	13	.364	0	0	1	0	0
2021*	15.43	0-0	4	0	0	0/0	0	2.1	3	4	4	3	1	0	0	0	14	.300	1	1	0	0	0
2022	4.38	1-1	3	3	0	0/0	0	12.1	9	6	6	7	11	2	0	0	53	.205	1	1	0	0	1
TOTAL	6.23	1-1	10	2	0	0/0	0	17.1	16	12	12	12	14	2	0	0	80	.246	2	2	0	0	1

*At Louisville

#14 MATT WOOD C L/R JR. 5-10/190 GIBSONIA, PA.

Year	Avg	GP-GS	AB	R	H	2B	3B	HR	RBI	TB	SLG%	BB	HBP	SO	GDP	OB%	SF	SH	SB-ATT	PO	A	E	FLD%
2020	.314	14-13	51	4	16	1	0	0	5	17	.333	7	1	12	2	.407	0	0	1-1	78	4	2	.976
2021	.295	39-39	139	22	41	10	1	4	21	65	.468	19	3	25	3	.384	3	1	1-5	218	14	4	.983
2022	.371	10-10	35	13	13	3	0	3	9	25	.714	8	1	5	2	.500	0	0	0-0	69	4	4	.948
TOTAL	.311	63-62	225	39	70	14	1	7	35	107	.476	34	5	42	7	.408	3	1	2-6	365	22	10	.975

HEAD COACH ROB COOPER



16

ROB COOPER
MIAMI (FLA.), 1994
OVERALL: 436-453 (17TH YR)
PSU: 150-223 (9TH YR)

Head Coach

The 2022 baseball season is Rob Cooper’s ninth as head coach of the Nittany Lion baseball program. Cooper was selected as the 14th head baseball coach in Penn State history on August 9, 2013. Not shy about stating his ultimate goal of returning Penn State to Omaha in June, the Lions have made significant strides under his leadership.

Under his tutelage, 11 players have been drafted and 12 total have signed with MLB teams in the last four seasons with a full draft. However, his strong belief in the first part of the term “student-athlete” is perhaps the top reason he has proven to be an excellent fit at Penn State. Even with state-of-the-art facilities, the chance to take on elite competition and a program history that includes five trips to the College World Series, Cooper cites the value of a Penn State degree as one of the top reasons to play baseball at Penn State.

The Nittany Lions finished the 2021 season with an 18-24 record, playing against exclusively Big Ten opponents. The wins included a 3-2 victory over No. 18 Michigan on March 26 and a series sweep over Michigan State in which Penn State out-scored the Spartans, 39-13. The Nittany Lions also won two series against Rutgers. Penn State scored 10 or more runs in six games, Penn State’s most against Big Ten opponents since 2008 (8) and the most in a season since 2016.

Penn State led the Big Ten in doubles (93) and doubles per game (2.21), ranking 10th in the country in doubles per game. The Nittany Lions sat third in the conference in batting average (.269). Penn State hit 34 home runs, its most since 2012, and had five players with four or more homers.

Sophomore Matt Wood collected Second Team All-Big Ten honors, batting .295 with four homers and 21 RBI. Wood became the fifth All-Big Ten selection under Cooper. Senior Gavin Homer led the Nittany Lions with a .310 batting average, a .429 on-base percentage and tied with Johnny Piacentino for the team-lead in runs (30). Junior Justin Williams hit .302 and paced Penn State with 48 hits. Piacentino led the squad with eight homers and 32 RBI to go with a team-best .525 slugging percentage.

Senior Kyle Virbitsky paced the Penn State rotation with a 4.17 ERA, five wins, 77.2 innings pitched and 88 strikeouts. Virbitsky ranked seventh in the Big Ten in strikeouts and third in strikeout-to-walk ratio (4.40). His 88 strikeouts are tied for the 10th-most in a season at Penn State. Senior Conor Larkin earned three wins and 69 strikeouts in 63.2 innings and fellow senior Bailey Dees was responsible for four wins and 53 strikeouts in 66 innings.

The Nittany Lions continued their success in the classroom with a program-record 19 players earning Academic All-Big Ten accolades.

Penn State had four players drafted from the 2021 squad. Larkin was selected in the ninth round (272nd overall) by the Toronto Blue Jays. Williams was a 17th round selection (508th overall) by the Houston Astros and Kyle Virbitsky followed, being selected 518th overall by the Oakland A’s. Bailey Dees was drafted in the 18th round (543rd overall) by the New York Yankees. All three members of the starting rotation were drafted, making Penn State one of only four schools to accomplish that in 2021.

It marked the third time in program history that Penn State had four or more players selected in a single year and the second time that Penn State had three pitchers selected in a draft. The Nittany Lions have had eight pitchers drafted since 2016. The four selections were double of any other Pennsylvania school and three of the draftees are Pennsylvania natives.

Penn State was off to a 10-5 start in 2020 before the COVID-19 pandemic canceled the remainder of the season. Penn State was among the conference leaders offensively, ranking second in on-base percentage (.394), slugging (.422), triples (7), doubles (30), third in batting average (.289) and walks (77), and fourth in scoring (6.7 runs/game) and runs (100). On the mound, Penn State ranked sixth in the NCAA with a 1.01 WHIP and also eighth with a 2.16 team ERA. The Nittany Lions also ranked 15th with 6.33 hits allowed per nine innings and 18th with a 3.63 strikeout-to-walk ratio.

Penn State baseball’s trip to Cuba prior to the 2016 season is perhaps the best example of Cooper’s commitment to the first part of the “student-athlete” term. The Nittany Lions attended academic lectures and toured Havana, becoming the first NCAA Division I team to compete against a Cuban National Series team, the first U.S. team at any level to defeat a Cuban National Series team, the first U.S. baseball team to play in Cuba since restoration of diplomatic ties with Cuba, the second NCAA team to play in Cuba since restoration of diplomatic ties (Coastal Carolina men’s basketball, August 2015) and the fifth NCAA Division I baseball team to compete in post-revolutionary Cuba. The harmony between academics and athletics was on full display, as multiple Penn State professors and a group of journalism students also joined the travel party.

The rare, once-in-a-lifetime experience helped bring a young Penn State team together, and the Lions went on to earn their first winning record (overall and in conference) since 2012. The starting lineup included at least three freshmen in all but six games and five to six freshmen in 19 games, and took on nine eventual NCAA tournament teams, including a three-game series at home against College World Series participant TCU. The Lions’ 28 wins were a 10-win improvement over the previous season, and its 12 Big Ten wins doubled the 2015 total. Haley and Anderson were the first drafted out of Penn State since 2012, and Anderson and senior outfielder Greg Guers became the program’s first All-Big Ten picks also since 2012. Pitcher Justin Hagenman became Penn State’s first Louisville Slugger Freshman All-American since 1997.

Shortly after Cooper accepted the PSU head coaching position in 2014, the California native traveled to Taichung, Taiwan to serve as the head coach of USA Baseball’s 18U National Team at the IBAF U18 World Cup. Cooper steered Team USA to an 8-1 record in World Cup play, including seven consecutive victories to win the gold medal.

Not long after the triumph in Taiwan, Cooper received one of the highest honors bestowed in the profession, as he was announced as the Rod Dedeaux USA Baseball Coach of the Year. With the honor, Cooper became just the 16th individual in the award’s history to receive the accolade, joining the likes of Scott Brosius, Davey Johnson and Tommy Lasorda.

Cooper was also a member of the coaching staff for the 2007 and 2009 USA College National teams. The 2007 team earned a silver medal at the Pan Am Games in Rio de Janeiro, Brazil. Fourteen of the 20 players on the 2007 team reached the Major Leagues, including 2013 All-Star Pedro Alvarez. Fourteen of the 22 members of the 2009 team also reached the Major Leagues, including three-time All-Star Gerrit Cole.

Cooper brought an accomplished resume to Penn State that included three NCAA Tournament appearances as a head coach at Wright State and five more at various stops as an assistant coach, including two trips to the College World Series with Miami (Florida). Cooper was twice named the Horizon League Coach of the Year and guided Wright State to three league tournament championships and two regular-season championships after the team suffered six losing seasons in the seven years before his arrival.

Cooper began his coaching career at national power Miami, spending two seasons (1994-95) as a student/graduate assistant on the Hurricanes’ staff. While at Miami, Cooper helped the Hurricanes to College World Series berths in 1994 and 1995. Cooper spent the 1996 season as an assistant and team academic coordinator at Wake Forest, then moved on to Tulane for the next two seasons, serving as the Green Wave’s hitting coach. In 1997, the Green Wave won the Conference USA regular-season crown, and in 1998, they advanced to the NCAA Tournament. Cooper left Tulane following the 1998 season and returned to Sacramento City College, where he starred in the early 1990’s before lettering at Miami in 1993.

Along with his college coaching experience, Cooper also was an associate scout for the Los Angeles Dodgers from 1990-92 and has been selected to four coaching stints with USA Baseball in 2000, 2007, 2009 and 2013.

Cooper earned his bachelor’s degree in psychology from Miami in 1994 and a master’s in sports sciences/administration from Miami in 1996. He is married to his wife, Maureen, and has two sons, Jake and Tyson, who are both current members of the Penn State baseball team.

OVERALL STATS

The Automated ScoreBook
 Overall Statistics for Penn State (as of Mar 06, 2022)
 (All games Sorted by Batting avg)

Record: 3-7 Home: 0-0 Away: 0-3 Neutral: 3-4 Conference: 0-0

Player	avg	gp-gs	ab	r	h	2b	3b	hr	rbi	tb	slg%	bb	hp	so	gdp	ob%	sf	sh	sb-att	po	a	e	fld%	
2 Hannon, Kyle	.382	10-10	34	5	13	5	0	0	6	18	.529	4	2	8	1	.475	0	0	2-2	18	19	4	.902	
14 Wood, Matt	.371	10-10	35	13	13	3	0	3	9	25	.714	8	1	5	2	.500	0	0	0-0	69	4	4	.948	
3 Bartels, Cole	.308	10-10	39	6	12	2	0	0	3	14	.359	4	1	5	0	.386	0	0	1-2	22	1	0	1.000	
1 Harry, Jay	.293	10-10	41	6	12	0	0	1	4	15	.366	3	0	3	0	.341	0	0	1-1	7	37	1	.978	
35 Gerlott, Billy	.278	10-10	36	3	10	3	0	0	6	13	.361	3	1	12	1	.350	0	0	1-1	11	0	0	1.000	
30 Steele, Anthony	.269	8-7	26	2	7	0	1	0	3	9	.346	2	0	10	0	.321	0	0	1-1	8	0	1	.889	
13 Kelley, Tayven	.211	10-10	38	3	8	0	0	0	6	8	.211	1	1	11	1	.250	0	0	0-1	20	1	0	1.000	
41 Spiegel, Josh	.189	10-10	37	3	7	4	0	0	4	11	.297	3	0	13	1	.244	1	0	0-0	88	4	5	.948	
7 Pittaro, C.J.	.125	5-5	16	4	2	0	0	0	0	2	.125	3	0	6	0	.263	0	0	0-0	5	7	1	.923	
19 Cease, Derek	.000	6-1	7	0	0	0	0	0	0	0	.000	1	0	2	0	.125	0	0	0-0	4	9	0	1.000	

40 Kailher, Ben	.333	4-0	3	0	1	0	0	0	0	1	.333	2	0	0	0	.600	0	0	0-1	0	1	0	1.000	
22 Piacentino, Johnny	.125	3-3	8	1	1	0	0	0	0	1	.125	2	0	3	1	.300	0	1	0-0	3	0	0	1.000	
23 Cooper, Jake	.000	4-4	11	0	0	0	0	0	0	0	.000	0	0	6	0	.000	0	0	0-0	1	10	1	.917	
9 Throneberry, Connor	.000	2-0	2	0	0	0	0	0	0	0	.000	0	0	2	0	.000	0	0	0-0	3	0	0	1.000	
46 Burke, Noah	.000	2-0	2	0	0	0	0	0	0	0	.000	0	1	1	0	.333	0	0	0-0	0	0	0	.000	
15 Franks, Brendan	.000	2-0	1	0	0	0	0	0	0	0	.000	1	0	0	0	.500	0	0	0-0	0	0	0	.000	
Totals	.256	10	336	46	86	17	1	4	41	117	.348	37	7	87	7	.341	1	1	6-9	261	103	19	.950	
Opponents	.270	10	344	76	93	9	5	7	65	133	.387	51	10	89	8	.376	5	5	14-14	263	96	7	.981	

LOB - Team (73), Opp (78). DPs turned - Team (9), Opp (8). Picked off - Cease, D. 1, Hannon, K. 1, Kelley, T. 1.

(All games Sorted by Earned run avg)

Player	era	w-l	app	gs	cg	sho	sv	ip	h	r	er	bb	so	2b	3b	hr	b/avg	wp	hp	bks	sfa	sha
12 Tulio, Kellan	4.38	1-1	3	3	0	0/0	0	12.1	9	6	6	7	11	2	0	0	.205	1	1	0	0	1
27 Molsky, Tommy	4.61	0-2	3	3	0	0/0	0	13.2	14	11	7	5	13	2	0	2	.264	0	2	0	1	1
33 Luensmann, Travis	7.80	0-2	3	3	0	0/0	0	15.0	17	15	13	6	20	1	2	3	.288	0	1	0	1	2

36 Shingledecker, Tyler	0.00	1-0	4	0	0	0/0	0	5.2	4	1	0	1	5	0	0	0	.200	0	0	0	0	0
49 DeMell, Ben	0.00	0-0	1	0	0	0/0	0	1.2	1	0	0	3	2	0	0	0	.167	0	1	0	0	0
17 Gregory, Seneca	0.00	0-0	1	0	0	0/0	0	1.0	1	0	0	0	1	0	0	0	.250	0	0	0	0	0
19 Cease, Derek	0.00	0-0	1	0	0	0/0	0	1.0	1	1	0	3	1	0	0	0	.250	0	0	0	0	0
20 Sclafani, Blaise	0.00	0-0	1	0	0	0/0	0	0.1	1	1	0	0	0	0	0	1	.500	0	1	0	0	0
29 Kohls, Carson	4.50	0-0	3	0	0	0/0	0	2.0	2	2	1	3	2	0	0	0	.250	1	1	0	0	0
11 Rogers, Chad	4.91	0-0	2	0	0	0/0	0	3.2	5	2	2	3	2	0	0	0	.357	0	0	0	2	0
18 Mellott, Mason	5.40	0-0	2	1	0	0/0	1	5.0	5	3	3	4	3	2	0	0	.263	0	0	0	0	0
24 Henline, Jaden	5.59	0-1	3	0	0	0/0	1	9.2	11	10	6	3	12	1	1	1	.268	2	0	0	0	0
21 Miller, Steven	6.75	0-1	3	0	0	0/0	0	5.1	7	5	4	1	5	0	1	0	.304	0	0	0	0	0
10 Folds, Tanner	6.75	0-0	4	0	0	0/0	0	2.2	1	3	2	2	2	0	0	0	.111	1	0	0	0	0
30 Steele, Anthony	6.75	0-0	2	0	0	0/0	0	1.1	4	2	1	2	3	0	1	0	.444	1	1	0	0	0
37 Morales, Jordan	9.00	1-0	4	0	0	0/0	0	4.0	6	7	4	3	6	0	0	0	.333	0	1	0	0	1
25 Renner, Chase	18.00	0-0	1	0	0	0/0	0	1.0	1	2	2	3	1	1	0	0	.250	1	0	0	0	0
31 Partridge, Ryan	27.00	0-0	3	0	0	0/0	0	1.2	3	5	5	2	0	0	0	0	.429	0	1	0	1	0
Totals	5.79	3-7	10	10	0	0/0	2	87.0	93	76	56	51	89	9	5	7	.270	7	10	0	5	5
Opponents	4.21	7-3	10	10	0	0/0	3	87.2	86	46	41	37	87	17	1	4	.256	8	7	0	1	1

PB - Team (2), Wood, M. 2, Opp (1). Pickoffs - Team (2), Miller, S. 1, Mellott, M. 1, Opp (3). SBA/ATT - Wood, M. (13-13), Steele, A. (3-3), Luensmann, T (2-2), Kohls, C. (2-2), Tulio, K. (2-2), Molsky, T. (2-2), Folds, T. (1-1), Rogers, C. (1-1), Spiegel, J. (1-1), Renner, C. (1-1).

RADIO/TV ROSTER



1 Jay Harry
IF, So.



2 Kyle Hannon
IF/OF, So.



3 Cole Bartels
OF/IF, Gr.



4 Tyson Cooper
C/IF, R-So.



5 Carson Ertter
OF, Fr.



6 Joe Nastasi
RHP, So.



7 C.J. Pittaro
IF, So.



8 Patrick DeMarco
RHP, Fr.



9 Connor Throneberry
IF/RHP, Fr.



10 Tanner Folds
LHP, Fr.



11 Chad Rogers
RHP, So.



12 Kellan Tulio
LHP, Jr.



13 Tayven Kelley
OF, Jr.



14 Matt Wood
C, Jr.



15 Brenden Franks
IF/RHP, Jr.



17 Seneca Gregory
RHP, Fr.



18 Mason Mellott
RHP, Gr.



19 Derek Cease
IF/RHP, Fr.



20 Blaise Sclafani
RHP, Fr.



21 Steven Miller
RHP, Sr.



22 Johnny Piacentino
OF, Jr.



23 Jake Cooper
IF, Fr.



24 Jaden Henline
RHP, So.



25 Chase Renner
RHP, Fr.



27 Tommy Molsky
RHP, Fr.



28 Hutch Gagnon
LHP, Sr.



29 Carson Kohls
RHP, So.



30 Anthony Steele
LHP/1B/OF, Fr.



31 Ryan Partridge
LHP, Jr.



33 Travis Luensmann
RHP, So.



34 Richie Paltridge
OF/IF, Gr.



35 Billy Gerlott
OF/IF, So.



36 Tyler Shingledecker
LHP, Sr.



37 Jordan Morales
LHP, Jr.



40 Ben Kailher
IF, Jr.



41 Josh Spiegel
C/1B, R-Jr.



44 Devin Fletcher
RHP, Fr.



46 Noah Burke
OF, Fr.



49 Ben DeMell
RHP/IF, Fr.