



# PENN STATE WOMEN'S HOCKEY

## 2013-14 NITTANY LIONS

GoPSUsports.com • Twitter & Instagram: [PennStateWHKY](#) • Facebook.com/PennStateWomensHockey  
 Contact: **Jeremy Fallis** • [jeremy.fallis@psu.edu](mailto:jeremy.fallis@psu.edu) • O: (814) 863-1388 • C: (814) 206-6544

### 2013-14 SCHEDULE

Overall: 4-27-3 • Home: 2-13-2 • Away: 2-14-1  
 CHA: 1-18-1 • Home: 0-9-1 • Away: 1-9-0

| Date    | Opponent              | Result/Time |
|---------|-----------------------|-------------|
| Oct. 4  | at Vermont            | T (OT) 3-3  |
| Oct. 5  | at Vermont            | W 4-2       |
| Oct. 11 | at Quinnipiac         | L 1-5       |
| Oct. 12 | at Quinnipiac         | L 0-4       |
| Oct. 18 | UNION                 | L 1-2       |
| Oct. 19 | UNION                 | W 2-1       |
| Oct. 26 | NEW HAMPSHIRE         | L 5-8       |
| Oct. 27 | NEW HAMPSHIRE         | L 1-3       |
| Oct. 31 | * ROBERT MORRIS       | L 0-4       |
| Nov. 1  | * ROBERT MORRIS       | L 0-6       |
| Nov. 9  | * SYRACUSE            | L 1-2       |
| Nov. 10 | * SYRACUSE            | L (OT) 3-4  |
| Nov. 15 | * at RIT              | L 1-2       |
| Nov. 16 | * at RIT              | L 2-3       |
| Nov. 22 | * at Lindenwood       | L 1-2       |
| Nov. 23 | * at Lindenwood       | W 4-1       |
| Nov. 30 | MAINE                 | T (OT) 1-1  |
| Dec. 6  | * at Mercyhurst       | L 0-7       |
| Dec. 7  | * at Mercyhurst       | L 0-8       |
| Jan. 3  | at Ohio State         | L 0-8       |
| Jan. 4  | at Ohio State         | L 0-4       |
| Jan. 10 | COLGATE               | L (OT) 2-3  |
| Jan. 11 | COLGATE               | W (OT) 2-1  |
| Jan. 24 | * at Syracuse         | L (OT) 2-3  |
| Jan. 25 | * at Syracuse         | L 0-3       |
| Jan. 28 | at Princeton          | L 1-6       |
| Jan. 31 | * RIT                 | T (OT) 2-2  |
| Feb. 1  | * RIT                 | L 1-3       |
| Feb. 8  | * LINDENWOOD          | L 1-2       |
| Feb. 9  | * LINDENWOOD          | L (OT) 3-4  |
| Feb. 15 | * #8 MERCYHURST       | L 0-4       |
| Feb. 16 | * #8 MERCYHURST       | L 1-4       |
| Feb. 21 | * at #9 Robert Morris | L 2-5       |
| Feb. 22 | * at #9 Robert Morris | L 0-4       |

### 2014 CHA TOURNAMENT

|         |                            |        |
|---------|----------------------------|--------|
| Feb. 28 | ^ at RIT (Game 1)          | 7 p.m. |
| March 1 | ^ at RIT (Game 2)          | 2 p.m. |
| March 2 | ^ at RIT (Game 3, if nec.) | 2 p.m. |
| March 7 | % CHA Semifinals           | TBA    |
| March 8 | % CHA Final                | TBA    |

All Times Eastern

Home games in **CAPS** at Pegula Ice Arena

\* - College Hockey America games

^ - CHA First Round at higher seed

% - CHA Semifinals & Final hosted by Mercyhurst

Rankings based on USA Today/USA Hockey poll

Streaming on AmericaOneSports.com; live stream



**PENN STATE NITTANY LIONS**  
(4-27-3)



**RIT TIGERS**  
(16-15-3)

CHA FIRST ROUND: Feb. 28-March 2, 2014 • Ritter Arena • Rochester, N.Y.

### GAME DAY

VENUE  
 STREAMING COVERAGE  
 SERIES RECORD  
 LAST MEETING  
 NEXT TIME OUT

Ritter Arena (2,100)  
 AmericaOneSports.com  
 RIT leads 8-0-2  
 Feb. 1, 2014; RIT 3-1 (at Penn State)  
 Possible CHA Semifinals March 7

### GAME NOTES

- Penn State takes part in its second CHA First Round at RIT for second straight year
- The Nittany Lions look for their first win over the Tigers, who are 8-0-2 all-time
- RIT is PSU's most played foe with 11th, 12th meetings this weekend; possible 13th
- By Sunday, Penn State will have played at least 8 games at Ritter Arena, the third most played venue in the program's history behind Pegula Ice Arena, Greenberg Ice Pavilion
- Penn State fell in both games to Robert Morris last weekend, 5-2 and 4-0
- Line of **Laura Bowman**, **Hannah Hoenshell** and **Amy Petersen** lead the Penn State with 45 points collectively and 20 of the team's 47 goals (42.6%)

### ON THE INSIDE

Page 2: CHA Tournament Bracket  
 Page 3: CHA Standings & Team Comparison  
 Page 7: The Nittany Lion Roster & Pronunciation Guide  
 Page 8-15: 2013-14 Penn State Box Scores  
 Page 16: 2013-14 Penn State Women's Hockey Stats  
 Page 17: The Nittany Lion TV/Radio Roster

### STATISTICAL LEADERS

| FORWARDS   |                   | GP    | G      | A       | PTS | SH   | +/- | GWG  |
|------------|-------------------|-------|--------|---------|-----|------|-----|------|
| 16         | Hannah Hoenshell  | 34    | 5      | 12      | 17  | 78   | -8  | 2    |
| 18         | Laura Bowman      | 34    | 10     | 5       | 15  | 84   | -11 | 1    |
| 24         | Taylor Gross      | 34    | 7      | 7       | 14  | 87   | -11 | 1    |
| 40         | Shannon Yoxheimer | 34    | 6      | 8       | 14  | 183  | -9  | 0    |
| 9          | Amy Petersen      | 34    | 5      | 9       | 14  | 47   | -11 | 0    |
| 19         | Jill Holdcroft    | 34    | 4      | 3       | 7   | 56   | -24 | 0    |
| 12         | Sarah Nielsen     | 34    | 1      | 5       | 6   | 33   | -20 | 0    |
| 20         | Emily Laurenzi    | 34    | 0      | 3       | 3   | 23   | -17 | 0    |
| 15         | Jess Desorcie     | 32    | 1      | 1       | 2   | 30   | -14 | 0    |
| DEFENSE    |                   | GP    | G      | A       | PTS | SH   | +/- | BLK  |
| 4          | Jordin Pardoski   | 34    | 3      | 5       | 8   | 25   | -18 | 46   |
| 27         | Kelly Seward      | 33    | 3      | 1       | 4   | 23   | -7  | 53   |
| 13         | Kendra Rasmussen  | 28    | 1      | 1       | 2   | 17   | -14 | 21   |
| 17         | Paige Jahnke      | 32    | 0      | 2       | 2   | 13   | -17 | 35   |
| 2          | Jeanette Bateman  | 33    | 0      | 1       | 1   | 14   | -25 | 48   |
| 6          | Lindsay Reihl     | 34    | 0      | 1       | 1   | 10   | -10 | 54   |
| GOALTENDER |                   | GP-GS | Record | MIN     | GA  | GAA  | SV  | SV%  |
| 30         | Celine Whitlinger | 15-14 | 3-10-1 | 889:35  | 53  | 3.57 | 559 | .913 |
| 37         | Nicole Paniccia   | 20-20 | 1-17-2 | 1165:46 | 68  | 3.50 | 690 | .910 |



@PennStateWHKY



PennStateWomensHockey



GoPSUTV





# 2014 CHA TOURNAMENT



**LINDENWOOD**  
St. Charles, Mo.



**MERCYHURST**  
Erie, Pa.



**PENN STATE**  
University Park, Pa.



**RIT**  
Rochester, N.Y.



**ROBERT MORRIS**  
Moon Township, Pa.



**SYRACUSE**  
Syracuse, N.Y.

## COLLEGE HOCKEY AMERICA HISTORY

Penn State—along with Lindenwood and RIT—ushered in a new era of collegiate women’s hockey when the three new teams competed in **College Hockey America (CHA)** during the 2012-13 season. Now the league boasts six schools: charter member Mercyhurst College, Robert Morris University (joined 2005), Syracuse University (joined 2008), Lindenwood University, Rochester Institute of Technology (RIT) and Penn State University.

For the second straight season, each school played the other five schools four times (two home, two away) for a total of 20 CHA matchups. This week’s CHA tournament will run from Feb. 28-March 8 (see bracket to the right). The six-team tournament format allows the CHA stability for the long haul and for an automatic bid to the NCAA Tournament. On the current track, the CHA champion will be eligible for an automatic bid during for the 2014-15 season.

The CHA represents all three of Pennsylvania’s Division I teams (Mercyhurst, Robert Morris, Penn State), while stretching north to New York (RIT, Syracuse) and west to Missouri (Lindenwood).

Mercyhurst has ruled the roost winning the regular-season CHA title in every campaign for 12 straight years. The only blip in its dominance is RMU’s 2012 tournament title.

## ALL-TIME CHA CHAMPIONS

| Year    | Regular Season | Tournament    |
|---------|----------------|---------------|
| 2002-03 | Mercyhurst     | Mercyhurst    |
| 2003-04 | Mercyhurst     | Mercyhurst    |
| 2004-05 | Mercyhurst     | Mercyhurst    |
| 2005-06 | Mercyhurst     | Mercyhurst    |
| 2006-07 | Mercyhurst     | Mercyhurst    |
| 2007-08 | Mercyhurst     | Mercyhurst    |
| 2008-09 | Mercyhurst     | Mercyhurst    |
| 2009-10 | Mercyhurst     | Mercyhurst    |
| 2010-11 | Mercyhurst     | Mercyhurst    |
| 2011-12 | Mercyhurst     | Robert Morris |
| 2012-13 | Mercyhurst     | Mercyhurst    |
| 2013-14 | Mercyhurst     | Mercyhurst    |


## 2014 TOURNAMENT SCHEDULE

- Friday, February 28**  
**#6 Penn State at #3 RIT, 7 p.m.**  
 #5 Lindenwood at #4 Syracuse, 7 p.m.
- Saturday, March 1**  
**#6 Penn State at #3 RIT, 2 p.m.**  
 #5 Lindenwood at #4 Syracuse, 2 p.m.
- Sunday, March 2 (if necessary)**  
**#6 Penn State at #3 RIT, 2 p.m.**  
 #5 Lindenwood at #4 Syracuse, 2 p.m.
- Friday, March 7 (at Mercyhurst)**  
 TBD vs. #2 Robert Morris  
 TBD at #1 Mercyhurst
- Saturday, March 8 (at Mercyhurst)**  
 CHA Final

## 2013 TOURNAMENT RESULTS

- CHA FIRST ROUND (at higher seed)**  
**#3 RIT 1, #6 PENN STATE 0**  
**#3 RIT 3, #6 PENN STATE 2 (OT)**  
*RIT wins series, 2-0*
- #4 Robert Morris 2, #5 Lindenwood 1 (3OT)  
 #4 Robert Morris 2, #5 Lindenwood 0  
*Robert Morris wins series, 2-0*
- CHA SEMIFINALS (at Mercyhurst)**  
 #1 Mercyhurst 2, #4 Robert Morris 1  
 #2 Syracuse 2, #3 RIT 1 (OT)
- CHA FINAL (at Mercyhurst)**  
 #1 Mercyhurst 4, #2 Syracuse 1

## 2014 CHA TOURNAMENT BRACKET



COLLEGE HOCKEY AMERICA



# NITTANY LION WOMEN'S HOCKEY



## GAME NOTES VS. RIT (FEB. 28-MARCH 2)

### SECOND SEASON

Penn State takes part in its second CHA Tournament and will once again be the No. 6 seed. In a repeat of last year, the Lions travel to RIT, the conference's No. 3 seed, as the two teams look to advance to the CHA Semifinals March 7 hosted by Mercyhurst. Last year, RIT took the series, 2-0, behind the strength of a 1-0 win the opener and a thrilling 3-2 OT win in game two.

### YOU AGAIN?

Penn State and RIT are well acquainted with the two CHA rivals facing off for the second straight year in the CHA First Round best-of-three series. By the end of the week, the two teams will have played each other at least 12 times, possible 13 if a deciding game three is needed. The Tigers lead the all-time series 8-0-2, but this year's slate of games has featured tight contests.

In November, RIT needed a pair of third-period comebacks to win at Ritter Arena, 2-1 and 3-2. When the rivalry renewed at Pegula Ice Arena Jan. 31, Penn State once again saw a third-period slip away, but rather RIT winning, the two teams settled for a 2-2 tie. The next day, Penn State went ahead 1-0 in front of a record crowd of 1,795, but three straight RIT goals gave the Tigers three of the weekend's four points.

### NITTANY LIONS BY VENUE

Penn State is in the unique position to close down multiple venues in successive years, a feat made more amazing by the team's existence of just two years. This weekend's series, coupled with RIT's men's Saturday night game, will be the final varsity games at Ritter Arena, Penn State's third-most visited venue. As expected, Penn State's Pegula Ice Arena has seen the Nittany Lions the most with 17 games followed by PSU's home during the 2012-13 season, Greenberg Ice Pavilion (15). Friday and Saturday will bring the total to eight games, with the potential for a ninth game on Sunday. Five other venues have seen Penn State play four games: Vermont's Gutterson Fieldhouse, Syracuse's Tennity Ice Pavilion, Robert Morris' 84 Lumber Arena, Mercyhurst Ice Center and Lindenwood Ice Center.

### Penn State Games by Venue

|                              |    |            |
|------------------------------|----|------------|
| Pegula Ice Arena (PSU)       | 15 | 2013-pres. |
| Greenberg Ice Pavilion (PSU) | 13 | 2012-13    |
| Ritter Arena (RIT)           | 8* | 2012-pres. |
| Four with...                 | 4  | 2012-pres. |

\* could be 9 if there's a game three

### SCOUTING THE TIGERS

The third-seeded RIT Tigers (16-15-3) come into the CHA playoffs on a three-game winning streak with wins over No. 9 Robert Morris (1-0, Feb. 15) and a home-and-home sweep of

Syracuse (3-1, 2-1 in OT last weekend). Over the past four games, RIT's defense has been outstanding, allowing just four goals including a shutout of the ninth-ranked Colonials at Ritter Arena.

Ali Binnington (12-9-2) has been the top choice in net most of the season with a 1.90 GAA and .937 save percentage. Binnington has been in net for all five of RIT's shutouts this season.

In front of her are four 20-point scorers in Marissa Maugeri (27), Kolbee McCrea (24), Erin Zach (23) and Kourtney Kunichika (20). McCrea leads the team with 16 goals followed by Celeste Brown (10), Maugeri (9) and Kunichika (9). Brown is a terror on the power play, registering six of her 10 markers on the extra-player advantage. RIT has a power-play conversion rate of 16.5, while killing off 84 percent of opposing team's power plays.

### SERIES HISTORY vs. RIT

|                 |                   |
|-----------------|-------------------|
| All-Time Series | RIT leads 8-0-2   |
| PSU Streak      | 1 loss            |
| First Meeting   | 10/25/12, RIT 4-1 |
| Last Meeting    | 2/1/14, RIT 3-1   |
| Last PSU Win    | n/a               |
| Last RIT Win    | 2/1/14, 3-1       |
| Last Tie        | 1/31/14, 2-2      |
| Largest PSU Win | n/a               |
| Largest RIT Win | 4-0, 2/16/12      |

### LAST FOUR MEETINGS vs. RIT

|          |   |          |   |
|----------|---|----------|---|
| 2/1/14   | L | 1-3      | H |
| 1/31/14  | T | 2-2 (OT) | H |
| 11/16/13 | L | 2-3      | A |
| 11/15/13 | L | 1-2      | A |

### GAMEDAY COMPARISON

| TEAM STATS             | PSU    | RIT     |
|------------------------|--------|---------|
| Overall record         | 4-27-3 | 16-15-3 |
| Conference record      | 1-18-1 | 11-7-2  |
| Goals scored           | 47     | 75      |
| Goals scored per game  | 1.4    | 2.2     |
| Goals allowed          | 124    | 91      |
| Goals allowed per game | 3.6    | 2.7     |
| First period goals     | 15     | 17      |
| Second period goals    | 18     | 31      |
| Third period goals     | 13     | 25      |
| Overtime goals         | 1      | 2       |
| Shots                  | 803    | 1003    |
| Shots per game         | 23.6   | 29.5    |
| Shot pct.              | .059   | .075    |
| Assists                | 68     | 130     |
| Penalties per game     | 3.5    | 5.2     |
| Power plays            | 9-121  | 28-170  |
| Power-play pct.        | .074   | .165    |
| Penalty kills          | 33-115 | 27-169  |
| Penalty-kill pct.      | .713   | .840    |
| Saves                  | 1249   | 947     |
| Shutouts               | 0      | 5       |

| LEADERS      | PSU                 | RIT                 |
|--------------|---------------------|---------------------|
| Points       | Hoenshell (17)      | Maugeri (27)        |
| Goals        | Bowman (10)         | McCrea (16)         |
| Assists      | Hoenshell (12)      | Maugeri (18)        |
| Shots        | Yoxheimer (183)     | McCrea (130)        |
| Shot Pct.    | Seward (.130)       | McCrea (.123)       |
| +/-          | Two with -1         | Maugeri (+6)        |
| Faceoff Pct. | Yoxheimer (.589)    | Wallace (.667)      |
| Saves        | Paniccia (690)      | Binnington (636)    |
| Save Pct.    | Whitlinger (.913)   | Binnington (.937)   |
| GAA          | Paniccia (3.50)     | Binnington (1.90)   |
| Record       | Whitlinger (3-10-1) | Binnington (12-9-2) |

### 2013-14 COLLEGE HOCKEY AMERICA STANDINGS

(as of Feb. 24, 2013)

|                      | Pts.     | CHA           | GF        | GA        | Overall       | GF        | GA         | Last 10      |
|----------------------|----------|---------------|-----------|-----------|---------------|-----------|------------|--------------|
| Mercyhurst (8/8)     | 32       | 15-3-2        | 77        | 31        | 22-7-4        | 116       | 60         | 8-1-1        |
| Robert Morris (9/10) | 28       | 13-5-2        | 57        | 33        | 24-7-3        | 99        | 58         | 5-4-1        |
| RIT                  | 24       | 11-7-2        | 45        | 42        | 16-15-3       | 75        | 91         | 6-3-1        |
| Syracuse             | 21       | 9-8-3         | 51        | 45        | 18-13-3       | 88        | 72         | 5-4-1        |
| Lindenwood           | 12       | 5-13-2        | 32        | 62        | 5-24-3        | 43        | 111        | 3-6-1        |
| <b>PENN STATE</b>    | <b>3</b> | <b>1-18-1</b> | <b>24</b> | <b>73</b> | <b>4-27-3</b> | <b>47</b> | <b>124</b> | <b>0-9-1</b> |

### PAST RESULTS & UPCOMING SCHEDULE

| Friday, Feb. 14                    | Friday, Feb. 21                        | Friday, Feb. 28 - CHA First Round        |
|------------------------------------|--|--|
| Robert Morris 2, RIT* 1            | Mercyhurst* 4, Lindenwood 1            | <b>PENN STATE at RIT, 7 PM</b>           |
| Syracuse 5, Lindenwood* 2          | <b>Robert Morris* 5, PENN STATE* 2</b> | Lindenwood at Syracuse, 7 PM             |
|                                    | RIT* 3, Syracuse 1                     |  |
| Saturday, Feb. 15                  | Saturday, Feb. 22                      | Saturday, Mar. 1 - CHA First Round       |
| RIT* 1, Robert Morris 0            | Mercyhurst* 2, Lindenwood 2            | <b>PENN STATE at RIT, 2 PM</b>           |
| Syracuse 2, Lindenwood* 1          | <b>Robert Morris* 4, PENN STATE 0</b>  | Lindenwood at Syracuse, 2 PM             |
| <b>Mercyhurst 4, PENN STATE* 0</b> | RIT 2, Syracuse* 1                     |  |
| Sunday, Feb. 16                    |  | Saturday, Mar. 2 - CHA First Round       |
| <b>Mercyhurst 4, PENN STATE* 1</b> |  | <b>PENN STATE at RIT, 2 PM (if nec.)</b> |
|                                    |  | Lindenwood at Syracuse, 2 PM (if nec.)   |

\* home team





# NITTANY LION WOMEN'S HOCKEY

Five of the last six meetings between the two teams have been decided by goal or less. Nevertheless, RIT holds a 5-0-1 record during that six-game span. RIT is Penn State's most-played opponent with 10 games entering the weekend. The total will reach at least 12, if not 13, by Sunday. All other matchups against CHA teams sit at eight games played vs. Penn State.

## PENN STATE SWEEP BY ROBERT MORRIS

Penn State was dropped by No. 9 Robert Morris, 5-2 and 4-0, in a regular-season sweep at 84 Lumber Arena over the weekend. RMU scored Friday's first four goals before **Amy Petersen** and **Laura Bowman** tallied third-period goals to sandwich a final Colonial goal in a 5-2 loss. Bowman's goal was her team-leading 10th of the year while Petersen pushed her mark up to fifth of the year. Four of Petersen's five goals have come during the second half of the season. **Hannah Hoenshell** assisted on both goals and now leads the team with 17 points.

Saturday's game followed a similar script as RMU raced out to a 2-0 lead after two periods and held on for a 4-0 win. For the weekend, **Nicole Paniccia** saved 69 shots, 40 on Friday and 29 on Saturday, conceding eight goals.

## 2013-14 WOMEN'S HOCKEY POLLS

### USA Today/USA Hockey (Feb. 25, 2014)

|    |                      |               |           |
|----|----------------------|---------------|-----------|
| 1  | Minnesota            | 32-1-1        | 1         |
| 2  | Wisconsin            | 25-5-2        | 2         |
| 3  | Clarkson             | 25-4-5        | 4         |
| 4  | Boston College       | 25-5-3        | 6         |
| 5  | Harvard              | 21-4-4        | 5         |
| 6  | Cornell              | 20-5-4        | 3         |
| 7  | <b>Quinnipiac</b>    | <b>20-5-9</b> | <b>10</b> |
| 8  | <b>Mercyhurst</b>    | <b>22-7-4</b> | <b>8</b>  |
| 9  | <b>Robert Morris</b> | <b>24-7-3</b> | <b>9</b>  |
| 10 | North Dakota         | 17-11-4       | 7         |

Others: Boston University, Northeastern, Ohio State

### USCHO.com (Feb. 24, 2014)

|    |                      |               |          |
|----|----------------------|---------------|----------|
| 1  | Minnesota            | 32-1-1        | 1        |
| 2  | Wisconsin            | 25-5-2        | 2        |
| 3  | Clarkson             | 25-4-5        | 4        |
| 4  | Boston College       | 25-5-3        | 5        |
| 5  | Harvard              | 21-4-4        | 5        |
| 6  | Cornell              | 20-5-4        | 3        |
| 7  | <b>Quinnipiac</b>    | <b>20-5-9</b> | <b>9</b> |
| 8  | <b>Mercyhurst</b>    | <b>22-7-4</b> | <b>8</b> |
| 9  | North Dakota         | 17-11-4       | 7        |
| 10 | <b>Robert Morris</b> | <b>24-7-3</b> | <b>9</b> |

Others: Boston University, Northeastern

**Bold indicates 2013-14 opponent**

## PICK YOUR POISON

Penn State has had the fortune of multiple contributors on the offensive end. Twelve Nittany Lions have scored a goal this season, while 19 have registered a point. Sophomore **Hannah Hoenshell's** two assists at Robert Morris pushed her team-leading point total to 17. Following Hoenshell is linemate **Laura Bowman** (15) then a trio of Nittany Lions is tied for second with 14 points: **Shannon Yoxheimer**, **Taylor Gross** and **Amy Petersen**.

## POWER LINE

Hannah Hoenshell, Laura Bowman and Amy Petersen are three of PSU's five scorers with 14 points or more this season. They've been on the same line for the majority of the season and collectively account for 40 percent of the team's output with 45 of 115 points. In terms of goal scoring, the trio has notched 20 of the team's 47 goals (42.6 percent).

## YOUTH SUPPLIES THE OFFENSE

The addition of four freshmen: **Laura Bowman**, **Amy Petersen**, **Sarah Nielsen** and **Kelly**

## 2013-14 MEDIA INFORMATION

### Penn State Athletic Communications

Primary Contact: Jeremy Fallis  
 Email: jeremy.fallis@psu.edu  
 Office: 814-865-1757

### Interviews

Penn State student-athletes and coaches are available for interviews after practice each day. Please contact Jeremy Fallis in advance.

### Credentials

Contact Jeremy Fallis for home game credentials at Pegula Ice Arena.

### Postgame

Head coach Josh Brandwene and requested student-athletes are available to the media following each game in the studio rink. Please alert Jeremy Fallis during the game of any requests.

### Yearbook

A complimentary copy of the 2013-14 Penn State women's hockey yearbook will be made available to members of the media. The public may purchase copies for \$6 online.

[GoPSUsports.com](http://GoPSUsports.com)

[Facebook.com/PennStateWomensHockey](https://www.facebook.com/PennStateWomensHockey)

@PennStateWHKY

## PENN STATE'S RECORD IS...

|        |       |                                     |
|--------|-------|-------------------------------------|
| 2-13-2 | ..... | at home                             |
| 2-14-1 | ..... | on the road                         |
| 1-4-3  | ..... | in overtime                         |
| 2-8-2  | ..... | when scoring first                  |
| 2-19-1 | ..... | when opponent scores first          |
| 3-4-0  | ..... | when leading after the 1st period   |
| 0-16-0 | ..... | when trailing after the 1st period  |
| 1-7-3  | ..... | when tied after the 1st period      |
| 2-3-0  | ..... | when leading after the 2nd period   |
| 0-18-0 | ..... | when trailing after the 2nd period  |
| 2-6-3  | ..... | when tied after the 2nd period      |
| 1-2-0  | ..... | when out-shooting opponent          |
| 3-24-3 | ..... | when out-shot by opponent           |
| 0-1-0  | ..... | when taking same # of shots         |
| 3-8-1  | ..... | when winning more faceoffs          |
| 1-18-2 | ..... | when losing more faceoffs           |
| 0-1-0  | ..... | when tied in faceoffs               |
| 1-8-1  | ..... | when taking more penalties          |
| 3-10-1 | ..... | when taking fewer penalties         |
| 0-9-1  | ..... | when taking the same # of penalties |
| 2-5-1  | ..... | when scoring a power play goal      |
| 2-22-2 | ..... | when not scoring a power play goal  |
| 1-20-2 | ..... | when allowing a power play goal     |
| 3-7-1  | ..... | when not allowing a power play goal |
| 0-10-0 | ..... | when scoring 0 goals                |
| 0-10-1 | ..... | when scoring 1 goal                 |
| 2-4-1  | ..... | when scoring 2 goals                |
| 0-2-1  | ..... | when scoring 3 goals                |
| 2-1-0  | ..... | when scoring 4+ goals               |
| 0-0-0  | ..... | when allowing 0 goals               |
| 3-0-1  | ..... | when allowing 1 goal                |
| 1-5-1  | ..... | when allowing 2 goals               |
| 0-6-1  | ..... | when allowing 3 goals               |
| 0-16-0 | ..... | when allowing 4+ goals              |
| 2-6-1  | ..... | in October                          |
| 1-6-1  | ..... | in November                         |
| 0-2-0  | ..... | in December                         |
| 1-6-1  | ..... | in January                          |
| 0-7-0  | ..... | in February                         |
| 0-0-0  | ..... | in March                            |
| 0-1-0  | ..... | on Tuesday                          |
| 0-1-0  | ..... | on Thursday                         |
| 0-10-2 | ..... | on Friday                           |
| 4-12-1 | ..... | on Saturday                         |
| 0-4-0  | ..... | on Sunday                           |
| 4-16-1 | ..... | during the day                      |
| 0-11-2 | ..... | at night                            |
| 1-2-2  | ..... | vs. Hockey East                     |
| 1-18-1 | ..... | vs. College Hockey America          |
| 2-5-0  | ..... | vs. ECAC Hockey                     |
| 0-2-0  | ..... | vs. WCHA                            |
| 0-4-0  | ..... | vs. ranked opponents                |
| 4-23-3 | ..... | vs. unranked opponents              |
| 1-2-3  | ..... | when Shannon Yoxheimer scores       |
| 3-10-1 | ..... | when Celine Whitlinger starts       |
| 4-7-2  | ..... | when a freshman scores              |
| 2-10-3 | ..... | games decided by a goal or less     |



# NITTANY LION WOMEN'S HOCKEY



**Seward** have injected an instant bump in scoring production with 35 of the team's 110 points (31.8%). To prove the youth of the team, 88 of the team's 110 points (80.0%) have been collectively tallied by freshmen and sophomores. Nine of the team's top 10 point scorers are underclassmen.

## IN THE THICK OF THINGS

Penn State's record of 7-26-2 last season is a little deceiving when considering how close the Nittany Lions were in many of their losses. In fact, 12 of the 26 losses were decided by two goals or less. This year, 10 of 23 losses are by a goal and Penn State is 2-10-3 in games decided by one goal or less. PSU is 3-16-4 all-time in games decided by less than a goal.

## RECORD CROWD PACKS PEGULA

Penn State's Feb. 1 game against RIT was the second annual **Skate for the Cure**, which proved to a huge success. A crowd of 1,795, a record for a women's game at Pegula Ice Arena, saw the Nittany Lions and Tigers take the ice. Penn State donned specially made pink jerseys, which were auctioned off, while RIT sported pink tape on its sticks and socks. The program raised over \$5,000 in donations, which will benefit THON and Pink Zone.

## PANICCIA, HOENSHHELL COLLECT CHA WEEKLY LAURELS

Senior goaltender **Nicole Paniccia** and sophomore forward **Hannah Hoenshell** were named College Hockey America's Goaltender and Player of the Week, respectively, Monday (Jan. 13) afternoon.

Paniccia had her best showing of the season on Saturday in a 2-1 overtime win over Colgate, stopping 39 of 40 attempts as Penn State broke a five-game losing streak. For Paniccia, she posted a .975 save percentage and won her first game of the season, snapping a 21-game winless drought. Paniccia posted double-digit save totals for the first three periods (13, 14 and 10), while stopping two more in OT. The award is the first for Paniccia in her collegiate career.

The hero in overtime was Hoenshell with her game-winning goal following an assist on the game-tying goal in the second period, which forced the extra frame. Hoenshell's pass across to **Laura Bowman** tied the game with 1:55 remaining in the second period before her tremendous stick handling gave PSU its first OT win in program history. Hoenshell posted a plus-two rating in the victory, which snapped a five-game skid for the Nittany Lions. The night before, Hoenshell tallied four shots and blocked two shots in a tough 3-2 overtime loss to the Raiders.

## NITTANY LIONS SPLIT WITH THE RAIDERS

Following a tough 3-2 overtime loss Friday, Jan. 10, Penn State flipped the script to take a 2-1 game on Saturday, Jan. 11 over Colgate. In Friday's game, **Jill Holdcroft** and **Taylor Gross** scored second-period goals to give PSU a 2-1 lead, which broke a scoreless drought of 292 minutes. Despite **Celine Whitlinger's** 29 saves, the Raiders come back to force overtime and score a power-play goal in the extra frame for the win.

The next day was the **Hannah Hoenshell** and **Nicole Paniccia** show. Paniccia stopped 39 shots before **Laura Bowman** tied the game on a Hoenshell cross-ice pass in the second period. In OT, Hoenshell dazzled her way around the Raider defense for PSU's first overtime winner in program history, a 2-1 win.

## THE NEXT NITTANY LIONS

Nittany Lion head coach **Josh Brandwene** officially announced a signing class of six student-athletes for the 2014-15 season on Tuesday, Nov. 19. Penn State welcomes **Hannah Ehresmann** (Minnetonka, Minn.), **Irene Kiroplis** (Georgetown, Ont.), **Remi Martin** (Littleton, Colo.), **Caitlin Reilly** (Chanhausen, Minn.), **Bella Sutton** (Shoreview, Minn.) and **Christi Vetter** (Lakeville, Minn.).

Included in the class are three forwards, a true defender and a goaltender, while Kiroplis can play at forward or defense. The class sees four Minnesotans join the squad to bring the projected total for 2014-15 to nine, which would be the highest representation from any state or province.

## HOENSHHELL, SEWARD EARN CHA AWARDS

Penn State forward **Hannah Hoenshell** and defender **Kelly Seward** were named College Hockey America's Player and Rookie of the Week, respectively, on Monday, Oct. 7.

A crafty forward with incredible stick skills, Hoenshell propelled Penn State to an undefeated weekend at Vermont, supplying three points and a game-high plus-four rating in Saturday's 4-2 win. Hoenshell was involved in three of Penn State's four goals, tallying a goal and two assists. Her goal was her second career game-winning goal.

Seward was fantastic on both sides of the ice this weekend as she tallied two goals, which ties for the team high after two games. Seward posted a plus-two rating and seven blocked shots for the weekend as well. In both games, Seward scored Penn State's first goal. On Friday it was a power-play tally and Saturday it was a game-tying goal in the first period.

## BRING 'EM BACK

Penn State brings back 24 of its 27 members from last year's team. In those 24 student-athletes, Penn State returns its top 14 scorers and almost 99 percent of its offense along with every member of its stout goaltending corps.

## YOXHEIMER MAKES HER MARK

Leading the team in scoring last season was **Shannon Yoxheimer**, a left-handed forward. Yoxheimer buried 14 goals with 17 assists for a grand total of 31 points, all team highs. She led College Hockey America in shots (169) and put away three power play goals as well as a team-high three game-winning goals. Yoxheimer's numbers ranked her in the top 10 nationally in goals, points and assists for rookies. The CHA coaches named Yoxheimer to the All-Rookie team.

## THE PANICCIA WALL

Senior goaltender **Nicole Paniccia** excelled between the pipes for the Blue and White last year, stopping 1,028 shots with a 92.8 save percentage. Paniccia's save tally was second in all of NCAA Division I, topped only by fellow CHA up-

## 2013-14 HONORS & AWARDS

### Hannah Hoenshell

CHA Player of the Week (10/7, 1/13)

### Nicole Paniccia

CHA Goaltender of the Week (1/13)

Penn State Student-Athlete of the Week (1/14)

### Kelly Seward

CHA Rookie of the Week (10/7)

## OVER THE AIR

Both games will be streamed live on AmericaOneSports.com from 84 Lumber Arena.

### The CHA on AmericaOneSports.com

Penn State home & away games during CHA play will be streamed live on AmericaOneSports.com. Subscribers can purchase a 1-day package for \$8, 30-day packages for \$30 or a season pass for \$125.

### Penn State & The Big Ten Network

The Big Ten Network televises and streams more Olympic sporting events and women's sports than has ever been aired on any other network. Original programming highlights activities and accomplishments of some of the nation's finest universities. The groundbreaking Student U initiative provides real-world experience for students interested in careers in sports television.





# NITTANY LION WOMEN'S HOCKEY

start Lindenwood's Nicole Hensley. Paniccia was in net for six of PSU's seven victories last year as well as both of Penn State's ties.

## POWER-PLAY HOLDCROFT

Sophomore forward **Jill Holdcroft** was lethal on the power play last season, scoring six of her 10 goals last year on the advantage. Despite missing the CHA playoffs at RIT, Holdcroft still ranked second on the team in scoring (10 goals) and added two assists for good measure.

## CAPTAINS' CORNER

Senior forward **Taylor Gross** once again leads Penn State as its first captain following her first year with the letter in 2012-13. Gross was second on the team in points (22) and assists (15) last season with 34 appearances. The University of Connecticut transfer appeared in 48 games for the Huskies before joining Penn State's club side in January 2012. Senior forward **Jenna Welch** and **Lindsay Reihl**, a graduate student defender, reprise their roles as assistant captains this year. Joining the veteran trio is **Jordin Pardoski**, a vocal sophomore defender who is a first-year assistant captain.

## NEW NITTANY LIONS

Four freshmen join the Nittany Lions for the 2013-14 campaign. Minnesota forwards **Laura Bowman**, **Amy Petersen** and **Sarah Nielsen** provide an instant dose of goal scoring from their high school success. Defender **Kelly Seward** of New York is the tallest Nittany Lion blue-liner.

## FIRST HEAD COACH

A 1991 graduate of Penn State, head coach **Josh Brandwene** is the first to lead the Nittany Lions. Brandwene compiled a 7-26-2 record last season with 17 freshmen on the team. A four-year hockey player at PSU, Brandwene brings 20 years of coaching experience to Happy Valley.

## CONTINUING PENN STATE HOCKEY

Seven members of the current varsity team played for the women's club team at some point. Graduate student **Lindsay Reihl** along with juniors **Cara Mendelson**, **Katie Murphy**, **Madison Smiddy** and **Tess Weaver** played all of the 2011-12 season for head coach **Josh Brandwene** in Penn State's last year at the club level. **Taylor Gross** and **Jess Desorcie** joined the five aforementioned players midway through the season in preparation of the 2012-13 season.

## THE LAST TIME

### PENN STATE...

Scored 0 goals  
Scored 3 goals  
Scored 4 goals  
Scored 5 goals  
Scored 6 goals  
Scored 7 goals  
Scored 8 goals  
Scored 9 goals  
Scored 10 goals  
Allowed 0 goals  
Allowed 1 goal  
Allowed 2 goals  
Allowed 3 goals  
Allowed 4 goals  
Allowed 5 goals  
Allowed 6+ goals  
Won in overtime  
Lost in overtime  
Tied in overtime  
Played a ranked team  
Attempted 10-19 shots  
Attempted 20-29 shots  
Attempted 30-39 shots  
Attempted 40-49 shots  
Attempted 50-59 shots  
Attempted 60-69 shots  
Attempted 70+ shots  
Allowed 10-19 shots  
Allowed 20-29 shots  
Allowed 30-39 shots  
Allowed 40-49 shots  
Allowed 50-59 shots  
Allowed 60-69 shots  
Allowed 70+ shots  
Tallied 5-9 assists  
Tallied 10-15 assists  
Tallied 15+ assists  
Scored 10-19 points  
Scored 20+ points  
Scored 2 power-play goals  
Scored 3 power-play goals  
Allowed 0 power-play goals  
Allowed 2 power-play goals  
Had 5 different goal scorers  
Had 6 different goal scorers  
Had 7 different goal scorers  
Had 8 different goal scorers

2/22/14 ..... at Robert Morris (0-4)  
2/9/14 ..... vs. Lindenwood (3-4)  
11/23/13 ..... at Lindenwood (4-1)  
10/26/13 ..... vs. New Hampshire (5-8)  
11/2/12 ..... vs. Sacred Heart (6-0)  
Never  
11/3/12 ..... vs. Sacred Heart (8-2)  
Never  
1/4/13 ..... vs. Chatham (10-0)  
1/5/13 ..... vs. Chatham (4-0)  
1/11/14 ..... vs. Colgate (2-1)  
2/8/14 ..... vs. Lindenwood (1-2)  
2/1/14 ..... vs. RIT (1-3)  
2/22/14 ..... at Robert Morris (0-4)  
2/21/14 ..... at Robert Morris (2-5)  
1/28/14 ..... at Princeton (1-6)  
1/11/14 ..... vs. Colgate (2-1)  
2/9/14 ..... vs. Lindenwood (3-4)  
1/31/14 ..... vs. RIT (2-2)  
2/22/14 ..... at #9 Robert Morris (0-4)  
2/21/14 ..... 19 at Robert Morris (2-5)  
2/22/14 ..... 22 at Robert Morris (0-4)  
1/10/14 ..... 32 vs. Colgate (2-3)  
2/9/14 ..... 47 vs. Lindenwood (3-4)  
Never  
11/3/12 ..... 64 vs. Sacred Heart (8-2)  
1/5/13 ..... 71 vs. Chatham (4-0)  
1/5/13 ..... 16 vs. Chatham (4-0)  
2/9/14 ..... 25 vs. Lindenwood (3-4)  
2/22/14 ..... 33 at Robert Morris (0-4)  
2/21/14 ..... 45 at Robert Morris (2-5)  
2/16/14 ..... 52 vs. Mercyhurst (1-4)  
2/22/13 ..... 63 at Robert Morris (1-4)  
12/1/12 ..... 71 at #4 Mercyhurst (1-7)  
2/9/14 ..... 6 vs. Lindenwood (3-4)  
11/3/12 ..... 12 vs. Sacred Heart (8-2)  
1/4/13 ..... 17 vs. Chatham (10-0)  
10/26/13 ..... 13 vs. New Hampshire (5-8)  
1/4/13 ..... 27 vs. Chatham (10-0)  
10/26/13 ..... vs. New Hampshire (5-8)  
10/20/12 ..... at Sacred Heart (6-1)  
2/22/14 ..... at Robert Morris (0-4)  
2/9/14 ..... vs. Lindenwood (3-4)  
10/26/13 ..... vs. New Hampshire (5-8)  
10/20/12 ..... at Sacred Heart (6-1)  
1/4/13 ..... vs. Chatham (10-0)  
11/3/12 ..... vs. Sacred Heart (8-2)

### A PENN STATE PLAYER...

Scored 2 goals  
Scored 3 goals  
Scored 4 goals  
Had 3 assists  
Had 5 points  
Had 10+ shots  
Saved 40-49 shots  
Saved 50-59 shots  
Saved 60+ shots  
Had a shutout  
Scored an empty-net goal  
Scored a short-handed goal

11/16/13 ..... J. Holdcroft at RIT (2-3)  
11/2/12 ..... H. Hoenshell vs. Sacred Heart (6-0)  
Never  
1/4/13 ..... J. Bateman vs. Chatham (10-0)  
Never  
2/9/14 ..... 10, S. Yoxheimer vs. Lindenwood (3-4)  
2/21/14 ..... 40, N. Paniccia at Robert Morris (2-5)  
11/10/13 ..... 51, C. Whitlinger vs. Syracuse (3-4)  
12/1/12 ..... 64, N. Paniccia at #4 Mercyhurst (1-7)  
1/5/13 ..... C. Whitlinger/B. Meyer vs. Chatham (4-0)  
10/6/12 ..... B. Shaw at Vermont (5-3)  
11/16/13 ..... J. Holdcroft at RIT (2-3)



# NITTANY LION WOMEN'S HOCKEY



## 2013-14 PENN STATE WOMEN'S HOCKEY NUMERICAL ROSTER

| No. | Name                | Yr. | Pos. | Ht.  | S/C | Hometown                       | Last Team                              |
|-----|---------------------|-----|------|------|-----|--------------------------------|--|
| 2   | Jeanette Bateman    | So. | D    | 5-6  | R   | Greeley, Colo.                 | Colorado Select                        |
| 3   | Cara Mendelson      | Jr. | F    | 5-6  | R   | Pittsburgh, Pa.                | Steel City Selects                     |
| 4   | Jordin Pardoski     | So. | D    | 5-5  | R   | Rochester Hills, Mich.         | Detroit Honeybaked                     |
| 5   | Stephanie Walkom    | So. | D    | 5-7  | R   | Moon Township, Pa.             | Pittsburgh Penguins Elite              |
| 6   | Lindsay Reihl       | Gr. | D    | 5-4  | R   | Cheshire, Conn.                | Connecticut Polar Bears                |
| 9   | Amy Petersen        | Fr. | F    | 5-4  | R   | Minnnetonka, Minn.             | Minnnetonka HS                         |
| 10  | Micayla Catanzariti | So. | F    | 5-4  | R   | Rancho Santa Margarita, Calif. | Gilmour Academy (Ohio)                 |
| 12  | Sarah Nielsen       | Fr. | F    | 5-6  | L   | Edina, Minn.                   | Edina HS                               |
| 13  | Kendra Rasmussen    | So. | D/F  | 5-5  | L   | Sartell, Minn.                 | Sartell/Sauk Rapids HS                 |
| 14  | Darby Kern          | So. | F    | 5-11 | R   | Venetia, Pa.                   | Pittsburgh Penguins Elite              |
| 15  | Jess Desorcie       | Jr. | F    | 5-4  | L   | Westford, Vt.                  | Connecticut College                    |
| 16  | Hannah Hoenshell    | So. | F    | 5-3  | R   | Plano, Texas                   | Texas Alliance                         |
| 17  | Paige Jahnke        | So. | D    | 5-6  | R   | Oakdale, Minn.                 | Roseville HS / Minnesota Jr. Whitecaps |
| 18  | Laura Bowman        | Fr. | F    | 5-7  | R   | Minnnetonka, Minn.             | Minnnetonka HS                         |
| 19  | Jill Holdcroft      | So. | F    | 5-1  | R   | Pennsylvania Furnace, Pa.      | Pittsburgh Penguins Elite              |
| 20  | Emily Laurenzi      | So. | F    | 5-2  | R   | Townsend, Del.                 | National Sports Academy (N.Y.)         |
| 21  | Sarah Wilkie        | So. | D    | 5-6  | R   | Ashby, Mass.                   | Williston Northampton School           |
| 22  | Jenna Welch         | Sr. | F    | 5-8  | R   | Austin, Texas                  | Connecticut                            |
| 23  | Birdie Shaw         | So. | F    | 5-2  | L   | Troy, Mich.                    | Detroit Honeybaked                     |
| 24  | Taylor Gross        | Sr. | F    | 5-1  | R   | Colorado Springs, Colo.        | Connecticut                            |
| 25  | Katie Murphy        | Jr. | F    | 5-4  | L   | Novi, Mich.                    | Detroit Honeybaked                     |
| 27  | Kelly Seward        | Fr. | D    | 5-9  | L   | Williamsville, N.Y.            | Nichols School / Buffalo Bisons        |
| 30  | Celine Whittlinger  | So. | G    | 5-8  | L   | Garden Grove, Calif.           | Gilmour Academy (Ohio)                 |
| 31  | Brooke Meyer        | So. | G    | 5-7  | L   | Naperville, Ill.               | Chicago Huskies                        |
| 33  | Madison Smiddy      | Jr. | D    | 5-7  | L   | Grand Rapids, Mich.            | Detroit Honeybaked                     |
| 36  | Tess Weaver         | Jr. | F    | 5-5  | R   | Windber, Pa.                   | Pittsburgh Penguins Elite              |
| 37  | Nicole Paniccia     | Sr. | G    | 5-5  | L   | Oakville, Ont.                 | Connecticut                            |
| 40  | Shannon Yoxheimer   | So. | F    | 5-7  | L   | Jackson, Mich.                 | North American Hockey Academy (Vt.)    |

**Head Coach:** Josh Brandwene (Second Year)

**Assistant Coaches:** Gina Kearns (Second Year), Casey McCullion (Second Year); **Director of Operations** Alex Dawes (First Year)

**Captain:** Taylor Gross; **Assistant Captains:** Jordin Pardoski, Lindsay Reihl, Jenna Welch

| ALPHABETICAL ROSTER |                     | PRONUNCIATION GUIDE |                     | LIONS BY STATE            |  | LIONS BY POSITION    |   |
|---------------------|---------------------|---------------------|---------------------|---------------------------|--|----------------------|---|
| <b>No.</b>          | <b>Name</b>         | <b>Brandwene</b>    | BRAND-ween          | <b>California (2):</b>    | Catanzariti, Whittlinger                     | <b>Forward (17):</b> | Bowman, Catanzariti, Desorcie, Gross, Hoenshell, Holdcroft, Kern, Laurenzi, Mendelson, Murphy, Nielsen, Petersen, Rasmussen, Shaw, Weaver, Welch, Yoxheimer |
| 2                   | Jeanette Bateman    | <b>Catanzariti</b>  | Cah-TAN-zah-REE-tee | <b>Colorado (2):</b>      | Bateman, Gross                               | <b>Defense (9):</b>  | Bateman, Jahnke, Pardoski, Rasmussen, Reihl, Seward, Smiddy, Walkom, Wilkie   |
| 18                  | Laura Bowman        | <b>Desorcie</b>     | Deh-SORE-see        | <b>Connecticut (1):</b>   | Reihl  | <b>Goalie (3):</b>   | Meyer, Paniccia, Whittlinger  |
| 10                  | Micayla Catanzariti | <b>Jahnke</b>       | YAWN-kee            | <b>Delaware (1):</b>      | Laurenzi                                     |                      |   |
| 15                  | Jess Desorcie       | <b>Jeanette</b>     | Jeh-NETT            | <b>Illinois (1):</b>      | Meyer  |                      |   |
| 24                  | Taylor Gross        | <b>Kearns</b>       | KERNS               | <b>Massachusetts (1):</b> | Wilkie                                       |                      |   |
| 16                  | Hannah Hoenshell    | <b>McCullion</b>    | Mick-CULL-yon       | <b>Michigan (5):</b>      | Murphy, Pardoski, Shaw, Smiddy, Yoxheimer    |                      |   |
| 19                  | Jill Holdcroft      | <b>Paniccia</b>     | Pah-NEE-cha         | <b>Minnesota (5):</b>     | Bowman, Jahnke, Nielsen, Petersen, Rasmussen |                      |   |
| 17                  | Paige Jahnke        | <b>Reihl</b>        | RILE                | <b>New York (1):</b>      | Seward                                       |                      |   |
| 14                  | Darby Kern          |                     |                     | <b>Pennsylvania (5):</b>  | Holdcroft, Kern, Mendelson, Walkom, Weaver   |                      |   |
| 20                  | Emily Laurenzi      |                     |                     | <b>Texas (2):</b>         | Hoenshell, Welch                             |                      |   |
| 3                   | Cara Mendelson      |                     |                     | <b>Vermont (1):</b>       | Desorcie                                     |                      |   |
| 31                  | Brooke Meyer        |                     |                     | <b>Ontario (1):</b>       | Paniccia                                     |                      |   |
| 25                  | Katie Murphy        |                     |                     |                           |  |                      |   |
| 12                  | Sarah Nielsen       |                     |                     |                           |  |                      |   |
| 37                  | Nicole Paniccia     |                     |                     |                           |  |                      |   |
| 4                   | Jordin Pardoski     |                     |                     |                           |  |                      |   |
| 9                   | Amy Petersen        |                     |                     |                           |  |                      |   |
| 13                  | Kendra Rasmussen    |                     |                     |                           |  |                      |   |
| 6                   | Lindsay Reihl       |                     |                     |                           |  |                      |   |
| 27                  | Kelly Seward        |                     |                     |                           |  |                      |   |
| 23                  | Birdie Shaw         |                     |                     |                           |  |                      |   |
| 33                  | Madison Smiddy      |                     |                     |                           |  |                      |   |
| 5                   | Stephanie Walkom    |                     |                     |                           |  |                      |   |
| 36                  | Tess Weaver         |                     |                     |                           |  |                      |   |
| 22                  | Jenna Welch         |                     |                     |                           |  |                      |   |
| 30                  | Celine Whittlinger  |                     |                     |                           |  |                      |   |
| 21                  | Sarah Wilkie        |                     |                     |                           |  |                      |   |
| 40                  | Shannon Yoxheimer   |                     |                     |                           |  |                      |   |





# NITTANY LION WOMEN'S HOCKEY

## OCT. 6, 2013: PENN STATE 3, VERMONT 3 (OT)

Penn State (0-0-1, 0-0-0 CHA) vs. Vermont (0-0-1, 0-0-0 WHEA)  
Date: Oct 04, 2013 • Location: Burlington, Vt. • Arena: Gutterson Fieldhouse  
Attendance: 435 • Start time: 7:00 pm • End time: 9:15 pm • Total time: 2:15

Table with columns: Prd Time, Team, Scored by, Assists, Vis. on ice, Home on ice, Goals by Period. Includes game log and summary statistics.

### TEAM SUMMARY

Summary statistics for Penn State and Vermont, including goals, assists, and penalties.

### GOALTENDERS

Goaltender performance for Penn State (Nicole Panicia) and Vermont (Roxanne Douville).

### PENALTY SUMMARY

Penalty summary for Penn State and Vermont, listing player, team, and time.

Penn State-Paniccia, Nicole (0-0-1). Vermont-Douville, Roxanne (0-0-1).

## OCT. 11, 2013: QUINNIPIAC 5, PENN STATE 1

Penn State (1-1-1, 0-0-0 CHA) vs. Quinnipiac (2-0-1, 0-0-0 ECAC)  
Date: Oct 11, 2013 • Location: Hamden, Conn. • Arena: High Point Solutions  
Attendance: 505 • Start time: 7:00 pm • End time: 8:47 pm • Total time: 1:47

Table with columns: Prd Time, Team, Scored by, Assists, Vis. on ice, Home on ice, Goals by Period. Includes game log and summary statistics.

### TEAM SUMMARY

Summary statistics for Penn State and Quinnipiac, including goals, assists, and penalties.

### GOALTENDERS

Goaltender performance for Penn State (Nicole Panicia) and Quinnipiac (Chelsea Laden).

### PENALTY SUMMARY

Penalty summary for Penn State and Quinnipiac, listing player, team, and time.

Win-LADEN, Chelsea (2-0-1). Loss-Paniccia, Nicole (0-1-1).

## OCT. 7, 2013: PENN STATE 4, VERMONT 2

Penn State (1-0-1, 0-0-0 CHA) vs. Vermont (0-1-1, 0-0-0 WHEA)  
Date: Oct 05, 2013 • Location: Burlington, Vt. • Arena: Gutterson Fieldhouse  
Attendance: 760 • Start time: 2:30 pm • End time: 4:25 pm • Total time: 1:55

Table with columns: Prd Time, Team, Scored by, Assists, Vis. on ice, Home on ice, Goals by Period. Includes game log and summary statistics.

### TEAM SUMMARY

Summary statistics for Penn State and Vermont, including goals, assists, and penalties.

### GOALTENDERS

Goaltender performance for Penn State (Celine Whittlinger) and Vermont (Roxanne Douville).

### PENALTY SUMMARY

Penalty summary for Penn State and Vermont, listing player, team, and time.

Win-Whittlinger, Celine (1-0-0). Loss-Douville, Roxanne (0-1-1).

## OCT. 12, 2013: QUINNIPIAC 4, PENN STATE 0

Penn State (1-2-1, 0-0-0 CHA) vs. Quinnipiac (3-0-1, 0-0-0 ECAC)  
Date: Oct 12, 2013 • Location: Hamden, Conn. • Arena: High Point Solutions  
Attendance: 213 • Start time: 4:00 PM • End time: 5:48 PM • Total time: 1:48

Table with columns: Prd Time, Team, Scored by, Assists, Vis. on ice, Home on ice, Goals by Period. Includes game log and summary statistics.

### TEAM SUMMARY

Summary statistics for Penn State and Quinnipiac, including goals, assists, and penalties.

### GOALTENDERS

Goaltender performance for Penn State (Celine Whittlinger) and Quinnipiac (Chelsea Laden).

### PENALTY SUMMARY

Penalty summary for Penn State and Quinnipiac, listing player, team, and time.

Win-LADEN, Chelsea (3-0-1). Loss-Whittlinger, Celine (1-1-0).





# NITTANY LION WOMEN'S HOCKEY



## OCT. 18, 2013: PENN STATE 1

Union (3-3-0) vs. Penn State (1-3-1)  
Date: Oct 18, 2013 • Location: University Park, Pa. • Arena: Pegula Ice Arena  
Attendance: 1424 • Start time: 7:00 pm • End time: 8:52 pm • Total time: 1:52

| Prd | Time      | Team | Scored by               | Assists              | Vis. on ice    | Home on ice |
|-----|-----------|------|-------------------------|----------------------|----------------|-------------|
| 1.  | 1st 14:48 | UNIO | PP Turner, Courtney/3   | Norton, Maddy/3      | 13,30,20,21,27 | 20,19,17,2  |
| 2.  | 2nd 03:57 | PSU  | EV Yoxheimer, Shannon/3 | Panchuk, Bryanne/3   | 9,13,11,24,22  | 40,24,21,12 |
| 3.  | 3rd 04:17 | UNIO | PP Thomson, Stefanie/1  | Pardoski, Jordin/1   | 26,10,8,7,15   | 9,18,21,4   |
|     |           |      |                         | Valente, Christine/1 |                |             |

| TEAM SUMMARY |                   |    |   |    |    |     |    |    |                   |    |   |    |    |     |    |
|--------------|-------------------|----|---|----|----|-----|----|----|-------------------|----|---|----|----|-----|----|
| #            | Union             | G  | A | PI | Sh | +/- | BI | #  | Penn State        | G  | A | PI | Sh | +/- | BI |
| 3            | Turner, Courtney  | 1  | 0 | 0  | 3  | 0   | 0  | 2  | Bateman, Jeanet   | 0  | 0 | 0  | 2  | 0   | 2  |
| 7            | Kaminsky, Jessic  | 0  | 0 | 0  | 0  | 3   | 3  | 4  | Pardoski, Jordin  | 0  | 1 | 0  | 1  | +1  | 0  |
| 8            | Tancrill-Fontain  | 0  | 2 | 3  | 0  | 1   | 0  | 6  | Reihl, Lindsay    | 0  | 0 | 0  | 0  | 0   | 1  |
| 9            | Devins, All       | 0  | 0 | 0  | 0  | -1  | 0  | 9  | Petersen, Amy     | 0  | 0 | 0  | 1  | 0   | 1  |
| 10           | Johnston, Ashley  | 0  | 1 | 2  | 0  | 0   | 0  | 12 | Nielsen, Sarah    | 0  | 0 | 0  | 0  | +1  | 1  |
| 11           | McGrath, Kelly    | 0  | 0 | 0  | 0  | -1  | 2  | 15 | Desorcie, Jess    | 0  | 0 | 0  | 0  | 0   | 1  |
| 12           | Norton, Maddy     | 0  | 1 | 3  | -1 | 3   | 3  | 16 | Hoenschell, Hann  | 0  | 0 | 0  | 4  | 0   | 1  |
| 14           | Welch, Haley      | 0  | 0 | 0  | 2  | 0   | 2  | 17 | Jahnke, Paige     | 0  | 2 | 0  | 0  | 0   | 0  |
| 15           | Valente, Christin | 0  | 1 | 0  | 1  | 0   | 2  | 18 | Bowman, Laura     | 0  | 2 | 0  | 2  | 0   | 1  |
| 17           | Smith, Jamie      | 0  | 0 | 0  | 2  | 0   | 0  | 19 | Holdcroft, Jill   | 0  | 0 | 0  | 1  | 0   | 0  |
| 18           | Purvis, Mac       | 0  | 0 | 0  | 0  | 0   | 0  | 20 | Laurenzi, Emily   | 0  | 0 | 0  | 2  | 0   | 0  |
| 19           | Babiak, Rebecca   | 0  | 0 | 0  | 0  | 0   | 1  | 21 | Wilkie, Sarah     | 0  | 0 | 0  | 1  | +1  | 1  |
| 20           | Davis, Kathryn    | 0  | 0 | 0  | 0  | 0   | 1  | 22 | Welch, Jenna      | 0  | 0 | 0  | 1  | 0   | 0  |
| 21           | Panchuk, Bryann   | 0  | 1 | 0  | 6  | 0   | 0  | 23 | Shaw, Birdie      | 0  | 0 | 0  | 0  | 0   | 0  |
| 22           | Erickson, Emily   | 0  | 0 | 0  | 0  | -1  | 2  | 24 | Gross, Taylor     | 0  | 1 | 0  | 2  | +1  | 1  |
| 23           | Bruetle, Elsa     | 0  | 0 | 0  | 0  | -1  | 0  | 27 | Seward, Kelly     | 0  | 0 | 0  | 0  | 0   | 0  |
| 26           | Thomson, Stefan   | 0  | 1 | 2  | 0  | 2   | 2  | 36 | Weaver, Tess      | 0  | 0 | 0  | 0  | 0   | 0  |
| 27           | Tomaselli, Kathr  | 0  | 0 | 0  | 2  | 0   | 0  | 40 | Yoxheimer, Shan   | 1  | 0 | 0  | 7  | +1  | 0  |
| 33           | Dahl, Madeleine   | dn | 0 | 0  | 0  | 0   | 0  | 30 | Whitlinger, Celin | dn | 0 | 0  | 0  | 0   | 0  |
| 35           | Pincott, Emma     | dn | 0 | 0  | 0  | 0   | 0  | 31 | Meyer, Brooke     | dn | 0 | 0  | 0  | 0   | 0  |
|              | Totals            | 2  | 4 | 6  | 26 | -5  | 19 |    | Totals            | 1  | 2 | 4  | 24 | +5  | 10 |

| GOALTENDERS |                  |     |       |    |   |    |   |       |    |                  |     |       |    |   |   |    |       |
|-------------|------------------|-----|-------|----|---|----|---|-------|----|------------------|-----|-------|----|---|---|----|-------|
| #           | Union            | Dec | Min   | GA | 1 | 2  | 3 | Saves | #  | Penn State       | Dec | Min   | GA | 1 | 2 | 3  | Saves |
| 1           | Lundberg, Shenae | W   | 60:00 | 1  | 7 | 10 | 6 | 23    | 37 | Paniccia, Nicole | L   | 59:13 | 2  | 7 | 7 | 10 | 24    |
|             |                  |     |       |    |   |    |   |       |    |                  |     |       |    |   |   |    | 0     |

| PENALTY SUMMARY |                   |      |             |          |     |                      |      |                  |          |  |  |
|-----------------|-------------------|------|-------------|----------|-----|----------------------|------|------------------|----------|--|--|
| Prd             | Player            | Team | Min/Offense | Time     | Prd | Player               | Team | Min/Offense      | Time     |  |  |
| 1st             | Bowman, Laura     | PSU  | 2:Checking  | 14:31 PP | 2nd | Tancrill-Fontaine, A | UNIO | 2:Cross-Checking | 19:17 PP |  |  |
| 1st             | Thomson, Stefanie | UNIO | 2:Checking  | 19:20 PP | 3rd | Jahnke, Paige        | PSU  | 2:Tripping       | 04:05 PP |  |  |
| 2nd             | Johnston, Ashley  | UNIO | 2:Hooking   | 05:30 PP |     |                      |      |                  |          |  |  |

Win-Lundberg, Shenae (3-3-0). Loss-Paniccia, Nicole (0-2-1).

## OCT. 26, 2013: NEW HAMPSHIRE 5, PENN STATE 5

New Hampshire (4-2-1, 1-0-1 WHEA) vs. Penn State (2-4-1, 0-0-0 CHA)  
Date: Oct 26, 2013 • Location: University Park, Pa. • Arena: Pegula Ice Arena  
Attendance: 493 • Start time: 7:00 pm • End time: 9:01 pm • Total time: 2:01

| Prd | Time      | Team | Scored by                | Assists               | Vis. on ice    | Home on ice      |
|-----|-----------|------|--------------------------|-----------------------|----------------|------------------|
| 1.  | 1st 00:40 | PSU  | EV Bowman, Laura/4       | Pardoski, Jordin/3    | 17,16,19,17,27 | 18,4,22,9,21     |
| 2.  | 1st 06:07 | UNH  | EV Kashman, Heather/3    | Armstrong, Hanna/3    | 4,27,24,3,14   | 15,23,10,17,2    |
| 3.  | 1st 09:27 | UNH  | PP Broderick, Caroline/4 | Mork, Kayla/2         |                |                  |
| 4.  | 2nd 00:40 | PSU  | EV Nielsen, Sarah/1      | Hitchcock, Jessi/3    | 22,20,17,4,8   | 12,24,4,21       |
| 5.  | 2nd 04:00 | UNH  | EV Mork, Kayla/1         | Yoxheimer, Shannon/3  | 17,27,22,11,6  | 12,40,21,12      |
| 6.  | 2nd 11:20 | PSU  | EV Desorcie, Jess/1      | Jahnke, Paige/1       |                |                  |
| 7.  | 3rd 00:31 | PSU  | PP Seward, Kelly/3       | Hitchcock, Jessi/3    | 24,23,14,15    | 40,12,10,17,2    |
| 8.  | 3rd 00:45 | UNH  | EV Vilgrain, Cassandra/2 | Kashman, Heather/3    |                |                  |
| 9.  | 3rd 09:01 | UNH  | PP O'Neill, Arielle/2    | Shaw, Birdie/1        | 15,17,27,16,8  | 15,23,16,27,6    |
| 10. | 3rd 11:20 | PSU  | PP Gross, Taylor/2       | Hoenschell, Hannah/1  |                |                  |
| 11. | 3rd 16:21 | UNH  | EV Lascelle, Jenna/2     | Gross, Taylor/2       | 21,27,22,24    | 27,4,40,24,16    |
| 12. | 3rd 17:39 | UNH  | PP O'Neill, Arielle/3    | Carlson, Sara/4       | 7,14,19,8,4    | 40,12,24,17,2    |
| 13. | 3rd 19:33 | UNH  | EN Gifford, Nicole/4     | Lascelle, Jenna/2     | 18,17,2,4,20   | 18,9,27,4        |
|     |           |      |                          | Hoenschell, Hannah/2  | 15,8,22,27     | 24,40,16,27,4    |
|     |           |      |                          | Broderick, Caroline/2 |                |                  |
|     |           |      |                          | Armstrong, Hanna/4    | 17,27,22,16    | 19,20,16,17,2    |
|     |           |      |                          | Lascelle, Jenna/3     | 8,17,22,20,4   | 20,19,27,2       |
|     |           |      |                          | Whitlinger, Celin     | 16,4,27,20,14  | 27,21,6,40,12,24 |

| TEAM SUMMARY |                   |    |    |    |    |     |    |    |                   |    |   |    |    |     |    |   |
|--------------|-------------------|----|----|----|----|-----|----|----|-------------------|----|---|----|----|-----|----|---|
| #            | New Hampshire     | G  | A  | PI | Sh | +/- | BI | #  | Penn State        | G  | A | PI | Sh | +/- | BI |   |
| 3            | Breedlove, Haley  | 0  | 0  | 0  | 2  | +2  | 2  | 2  | Bateman, Jeanet   | 0  | 0 | 0  | 2  | 3   | -4 | 2 |
| 4            | Kashman, Heath    | 1  | 1  | 0  | 2  | +3  | 1  | 4  | Pardoski, Jordin  | 0  | 1 | 0  | 0  | +1  | 2  |   |
| 7            | Carlson, Sara     | 0  | 1  | 2  | 0  | 0   | 1  | 6  | Reihl, Lindsay    | 0  | 0 | 0  | 0  | +1  | 3  |   |
| 8            | O'Neill, Arielle  | 2  | 0  | 2  | 7  | 0   | 0  | 9  | Petersen, Amy     | 0  | 0 | 0  | 0  | +1  | 0  |   |
| 10           | Armstrong, Megan  | 0  | 2  | 0  | 4  | +1  | 1  | 10 | Catanzariti, Mica | 0  | 0 | 0  | 0  | -2  | 1  |   |
| 15           | Redlick, Brittney | 0  | 0  | 0  | 0  | 0   | 0  | 12 | Nielsen, Sarah    | 1  | 0 | 0  | 1  | -2  | 0  |   |
| 16           | Gifford, Nicole   | 1  | 0  | 2  | 3  | -1  | 0  | 15 | Desorcie, Jess    | 1  | 0 | 0  | 1  | 0   | 0  |   |
| 17           | Lascelle, Jenna   | 1  | 2  | 0  | 1  | -2  | 0  | 16 | Hoenschell, Hann  | 0  | 2 | 0  | 3  | -1  | 0  |   |
| 19           | Vilgrain, Cassan  | 1  | 0  | 6  | 0  | 1   | 1  | 17 | Jahnke, Paige     | 0  | 1 | 0  | 0  | -2  | 3  |   |
| 20           | Hitchcock, Jessic | 0  | 2  | 0  | 3  | +2  | 1  | 18 | Bowman, Laura     | 1  | 0 | 0  | 4  | +1  | 1  |   |
| 21           | Ryan, Jess        | 0  | 0  | 0  | 1  | 0   | 2  | 19 | Holdcroft, Jill   | 0  | 0 | 0  | 2  | -1  | 0  |   |
| 22           | Broderick, Caroli | 1  | 1  | 0  | 2  | 0   | 2  | 20 | Laurenzi, Emily   | 0  | 0 | 0  | 0  | -1  | 1  |   |
| 24           | Mork, Kayla       | 1  | 2  | 4  | 2  | +2  | 0  | 21 | Wilkie, Sarah     | 0  | 0 | 0  | 2  | +2  | 0  |   |
| 27           | Armstrong, Han    | 0  | 2  | 0  | 6  | 0   | 0  | 22 | Welch, Jenna      | 0  | 2 | 0  | 0  | +1  | 0  |   |
| 1            | Jean, Marie-Eve   | dn | 0  | 0  | 0  | 0   | 0  | 23 | Shaw, Birdie      | 0  | 1 | 0  | 1  | 0   | 0  |   |
| 2            | Wilkes, Ashley    | dn | 0  | 0  | 0  | 0   | 0  | 24 | Gross, Taylor     | 1  | 1 | 4  | 2  | -1  | 1  |   |
|              | Totals            | 8  | 11 | 12 | 36 | +11 | 11 | 27 | Seward, Kelly     | 1  | 0 | 0  | 2  | 0   | 3  |   |
|              |                   |    |    |    |    |     |    | 30 | Whitlinger, Celin | 0  | 0 | 4  | 0  | 0   | 0  |   |
|              |                   |    |    |    |    |     |    | 31 | Meyer, Brooke     | dn | 0 | 0  | 0  | 0   | 0  |   |
|              | Totals            | 5  | 8  | 12 | 28 | -11 | 16 |    |                   |    |   |    |    |     |    |   |

| GOALTENDERS |                    |     |       |    |   |    |   |       |    |                  |     |       |    |    |    |    |       |
|-------------|--------------------|-----|-------|----|---|----|---|-------|----|------------------|-----|-------|----|----|----|----|-------|
| #           | New Hampshire      | Dec | Min   | GA | 1 | 2  | 3 | Saves | #  | Penn State       | Dec | Min   | GA | 1  | 2  | 3  | Saves |
| 35          | Vaattovaara, Vilma | W   | 60:00 | 5  | 6 | 11 | 6 | 23    | 37 | Paniccia, Nicole | L   | 58:16 | 1  | 13 | 10 | 20 |       |
|             |                    |     |       |    |   |    |   |       |    |                  |     |       |    |    |    |    | 0     |

| PENALTY SUMMARY |                   |      |                       |          |     |                 |      |                    |          |  |  |
|-----------------|-------------------|------|-----------------------|----------|-----|-----------------|------|--------------------|----------|--|--|
| Prd             | Player            | Team | Min/Offense           | Time     | Prd | Player          | Team | Min/Offense        | Time     |  |  |
| 2nd             | Wilkes, Jenna     | PSU  | 2:Hooking             | 08:13 PP | 2nd | TEAM            | PSU  | 2:Too Many Players | 08:13 PP |  |  |
| 1st             | Bateman, Jeanette | PSU  | 2:Checking            | 08:39 PP | 2nd | Mork, Kayla     | UNH  | 2:Hooking          | 18:26 PP |  |  |
| 1st             | TEAM              | PSU  | 2:Too Many Players On | 14:32 PP | 2nd | Gifford, Nicole | UNH  | 2:Hooking          | 19:21 PP |  |  |
| 1st             | Carlson, Sara     | UNH  | 2:Checking            | 18:26 PP | 3rd | Wilkie, Sarah   | PSU  | 2:Hooking          | 07:09 PP |  |  |
| 2nd             | Armstrong, Megan  | UNH  | 2:Hooking             | 13:10 PP | 3rd | Mork, Kayla     | UNH  | 2:Tripping         | 10:54 PP |  |  |
| 2nd             | O'Neill, Arielle  | UNH  | 2:Tripping            | 17:14 PP | 3rd | Jahnke, Paige   | PSU  | 2:Hooking          | 16:21 PP |  |  |

Win-Vaattovaara, Vilma (4-0-1). Loss-Paniccia, Nicole (0-3-1).

## OCT. 19, 2013: PENN STATE 2, UNION 1

Union (3-4-0) vs. Penn State (2-3-1)  
Date: Oct 19, 2013 • Location: University Park, Pa. • Arena: Pegula Ice Arena  
Attendance: 814 • Start time: 2:00 pm • End time: 3:59 • Total time: 1:59

| Prd | Time      | Team | Scored by             | Assists            | Vis. on ice   | Home on ice    |
|-----|-----------|------|-----------------------|--------------------|---------------|----------------|
| 1.  | 1st 12:28 | UNIO | EV Holdcroft, Jill/1  | -                  | 5,9,10,22,24  | 19,16,20,17,27 |
| 2.  | 2nd 17:18 | UNIO | PP Turner, Courtney/4 | Panchuk, Bryanne/4 | 3,21,13,10,27 | 19,21,6,20     |
| 3.  | 3rd 14:31 | PSU  | PP Bowman, Laura/3    | Norton, Maddy/4    | 8,10,15,16    | 18,2,9,17,12   |
|     |           |      |                       | Bateman, Jeanett/1 |               |                |
|     |           |      |                       | Petersen, Amy/3    |               |                |

| TEAM SUMMARY |                   |   |   |    |    |     |    |    |                   |   |   |    |    |     |    |
|--------------|-------------------|---|---|----|----|-----|----|----|-------------------|---|---|----|----|-----|----|
| #            | Union             | G | A | PI | Sh | +/- | BI | #  | Penn State        | G | A | PI | Sh | +/- | BI |
| 3            | Turner, Courtney  | 1 | 0 | 0  | 1  | 0   | 0  | 2  | Bateman, Jeanet   | 0 | 0 | 0  | 1  | 0   | 0  |
| 5            | Otten, Elizabeth  | 0 | 0 | 0  | 0  | -1  | 0  | 4  | Pardoski, Jordin  | 0 | 0 | 0  | 0  | 0   | 1  |
| 7            | Kaminsky, Jessic  | 0 | 0 | 0  | 3  | 0   | 2  | 6  | Reihl, Lindsay    | 0 | 0 | 0  | 0  | 0   | 1  |
| 8            | Tancrill-Fontain  | 0 | 0 | 0  | 0  | 0   | 0  | 9  | Petersen, Amy     | 0 | 1 | 0  | 0  | 0   | 0  |
| 9            | Devins, All       | 0 | 0 | 0  | 0  | -1  | 0  | 10 | Catanzariti, Mica | 0 | 0 | 0  | 1  | 0   | 1  |
| 10           | Johnston, Ashley  | 0 | 0 | 0  | 3  | -1  | 0  | 12 | Nielsen, Sarah    | 0 | 2 | 3  | 0  | 0   | 0  |
| 11           | McGrath, Kelly    | 0 | 0 | 2  | 0  | 0   | 4  | 15 | Desorcie, Jess    | 0 | 0 | 0  | 1  | 0   | 0  |
| 12           | Norton, Maddy     | 0 | 1 | 5  | 0  | 2   | 2  | 16 | Hoenschell, Hann  | 0 | 0 | 0  | 4  | +1  | 0  |
| 14           | Welch, Haley      | 0 | 0 | 0  | 0  | 0   | 1  | 17 | Jahnke, Paige     | 0 | 0 | 0  | 1  | +2  | 2  |
| 15           | Valente, Christin | 0 | 0 | 0  | 2  | 0   | 1  | 18 | Bowman, Laura     | 1 | 2 | 7  | 0  | 0   | 0  |
| 17           | Smith, Jamie      | 0 | 0 | 2  | 0  | 0   | 0  | 19 | Holdcroft, Jill   | 1 | 0 | 0  | 1  | +1  |    |



# NITTANY LION WOMEN'S HOCKEY

## OCT. 31, 2013: ROBERT MORRIS 4, PENN STATE 0

Robert Morris (7-2-0, 1-0-0 CHA) vs. Penn State (2-6-1, 0-1-0 CHA)  
Date: Oct 31, 2013 • Location: University Park, Pa. • Arena: Pegula Ice Arena  
Attendance: 513 • Start time: 7:00 pm • End time: 8:50 pm • Total time: 1:50

Prd Time Team Scored by Assists Vis. on ice Home on ice Goals by Period Team 1 2 3 Tot

TEAM SUMMARY # Robert Morris G A PI Sh +/- BI # Penn State G A PI Sh +/- BI

GOALTENDERS ## Robert Morris Dec Min GA 1 2 3 Saves ## Penn State Dec Min GA 1 2 3 Saves

PENALTY SUMMARY Prd Player Team Min/Offense Time Prd Player Team Min/Offense Time

Win-Courtney Vinet (2-2-0). Loss-Paniccia, Nicole (0-4-1).

## NOV. 9, 2013: SYRACUSE 2, PENN STATE 1

Syracuse (5-4-0, 1-0-0 CHA) vs. Penn State (2-8-1, 0-3-0 CHA)  
Date: Nov 09, 2013 • Location: University Park, Pa. • Arena: Pegula Ice Arena  
Attendance: 691 • Start time: 2:00 pm • End time: 3:52 pm • Total time: 1:52

Prd Time Team Scored by Assists Vis. on ice Home on ice Goals by Period Team 1 2 3 Tot

TEAM SUMMARY # Syracuse G A PI Sh +/- BI # Penn State G A PI Sh +/- BI

GOALTENDERS ## Syracuse Dec Min GA 1 2 3 Saves ## Penn State Dec Min GA 1 2 3 Saves

PENALTY SUMMARY Prd Player Team Min/Offense Time Prd Player Team Min/Offense Time

Win-Billadeau, Kallie (3-4-0). Loss-Paniccia, Nicole (0-5-1).

## NOV. 1, 2013: ROBERT MORRIS 6, PENN STATE 0

Robert Morris (8-2-0, 2-0-0 CHA) vs. Penn State (2-7-1, 0-2-0 CHA)  
Date: Nov 01, 2013 • Location: University Park, Pa. • Arena: Pegula Ice Arena  
Attendance: 771 • Start time: 4:00 pm • End time: 5:58 pm • Total time: 1:58

Prd Time Team Scored by Assists Vis. on ice Home on ice Goals by Period Team 1 2 3 Tot

TEAM SUMMARY # Robert Morris G A PI Sh +/- BI # Penn State G A PI Sh +/- BI

GOALTENDERS ## Robert Morris Dec Min GA 1 2 3 Saves ## Penn State Dec Min GA 1 2 3 Saves

PENALTY SUMMARY Prd Player Team Min/Offense Time Prd Player Team Min/Offense Time

Win-Dodds, Jessica (6-0-0). Loss-Whitlinger, Celine (2-3-0).

## NOV. 10, 2013: SYRACUSE 4, PENN STATE 3 (OT)

Syracuse (6-4-0, 2-0-0 CHA) vs. Penn State (2-9-1, 0-4-0 CHA)  
Date: Nov 10, 2013 • Location: University Park, Pa. • Arena: Pegula Ice Arena  
Attendance: 516 • Start time: 2:00 pm • End time: 3:59 • Total time: 1:59

Prd Time Team Scored by Assists Vis. on ice Home on ice Goals by Period Team 1 2 3 OT Tot

TEAM SUMMARY # Syracuse G A PI Sh +/- BI # Penn State G A PI Sh +/- BI

GOALTENDERS ## Syracuse Dec Min GA 1 2 3 OT Saves ## Penn State Dec Min GA 1 2 3 OT Saves

PENALTY SUMMARY Prd Player Team Min/Offense Time Prd Player Team Min/Offense Time

Win-Drinkwater, Jenesis (3-0-0). Loss-Whitlinger, Celine (2-3-0).



# NITTANY LION WOMEN'S HOCKEY



## NOV. 15, 2013: RIT 2, PENN STATE 1

Penn State (2-10-1, 0-5-0 CHA) vs. RIT (6-5-1, 2-0-1 CHA)  
 Date: Nov 15, 2013 • Location: Rochester, N.Y. • Arena: Ritter Arena  
 Attendance: 1170 • Start time: 7:05 pm • End time: 9:10 pm • Total time: 2:05

| Prd | Time      | Team | Scored by             | Assists          | Vis. on ice    | Home on ice  | Goals by Period |
|-----|-----------|------|-----------------------|------------------|----------------|--------------|-----------------|
| 1   | 3rd 11:04 | PSU  | EV Gross, Taylor/5    | Laurenzi, Emily  | 24,20,40,23,2  | 6,26,27,22,2 | Team 1 2 3 Tot  |
| 2   | 14:18     | RIT  | EV SCOYNE, Morgan/1   | BROWLEY, Melissa | 23,15,33,20,6  | 3,28,17,2,26 | PSU 0 0 1 1     |
| 3   | 18:52     | RIT  | EV STONE, Mackenzie/3 | PAYERL, Carly    | SCOYNE, Morgan | 9,2,22,6,16  | RIT 0 0 2 2     |
|     |           |      |                       | THURSTON, Taylor |                |              |                 |

### TEAM SUMMARY

| #      | Penn State        | G   | A   | PI  | Sh +/- | BI  | #  | RIT              | G   | A   | PI  | Sh +/- | BI  |   |
|--------|-------------------|-----|-----|-----|--------|-----|----|------------------|-----|-----|-----|--------|-----|---|
| 2      | Bateman, Jeanet   | 0   | 0   | 0   | 1      | 0   | 2  | THURSTON, Tayl   | 0   | 1   | 0   | 0      | +2  | 0 |
| 4      | Pardoski, Jordin  | 0   | 0   | 0   | 0      | 0   | 3  | SCOYNE, Morga    | 1   | 1   | 2   | 4      | +2  | 1 |
| 6      | Reihl, Lindsay    | 0   | 0   | 0   | -2     | 1   | 6  | KLEIN, Lauren    | 0   | 0   | 0   | 1      | -1  | 1 |
| 9      | Petersen, Amy     | 0   | 0   | 0   | -2     | 1   | 9  | STENASON, Lind   | 0   | 0   | 0   | 5      | 0   |   |
| 12     | Nielsen, Sarah    | 0   | 0   | 2   | 0      | 1   | 14 | STONE, Mackenz   | 1   | 0   | 2   | +1     | 0   |   |
| 13     | Rasmussen, Ken    | 0   | 0   | 1   | 0      | 0   | 15 | MCCREA, Kolbee   | 0   | 0   | 0   | 3      | 0   |   |
| 15     | Desorcie, Jess    | 0   | 0   | 0   | -1     | 0   | 17 | PAYERL, Carly    | 0   | 1   | 2   | 0      | +1  |   |
| 16     | Hoenschell, Hann  | 0   | 0   | 0   | 1      | 0   | 18 | ST. JAMES, Britt | 0   | 0   | 0   | 1      | 0   |   |
| 17     | Jahnke, Paige     | 0   | 0   | 0   | 1      | 0   | 19 | MAUGERI, Maris   | 0   | 0   | 0   | 5      | 0   |   |
| 18     | Bowman, Laura     | 0   | 0   | 0   | 1      | 0   | 20 | ZACH, Erin       | 0   | 0   | 0   | 1      | 0   |   |
| 19     | Holdcroft, Jill   | 0   | 0   | 0   | 2      | 0   | 21 | BULLEID, Emilee  | 0   | 0   | 1   | 0      | 1   |   |
| 20     | Laurenzi, Emily   | 0   | 1   | 2   | 0      | 0   | 22 | HUBERT, Katie    | 0   | 0   | 0   | -2     | -1  |   |
| 22     | Welch, Jenna      | 0   | 0   | 0   | -2     | -1  | 23 | GRIGG, Lindsay   | 0   | 0   | 0   | 3      | -1  |   |
| 23     | Shaw, Birdie      | 0   | 0   | 0   | 0      | 0   | 24 | BROWN, Celeste   | 0   | 0   | 0   | 4      | +1  |   |
| 24     | Gross, Taylor     | 1   | 0   | 0   | 3      | +1  | 25 | KLAYTON, Cassi   | 0   | 0   | 0   | 1      | +1  |   |
| 27     | Seward, Kelly     | 0   | 0   | 0   | 0      | 0   | 26 | KUNICHKA, Kou    | 0   | 0   | 0   | 2      | 0   |   |
| 33     | Smiddy, Madison   | 0   | 0   | 0   | 0      | -1  | 27 | PATON, Jess      | 0   | 0   | 0   | -2     | -1  |   |
| 40     | Yoxheimer, Shan   | 0   | 0   | 0   | 4      | +1  | 28 | BROWLEY, Meliss  | 0   | 1   | 0   | 1      | +1  |   |
| T      | TEAM              | 0   | 0   | 2   | 0      | 3   | T  | TEAM             | 0   | 0   | 2   | 0      | 0   |   |
| 30     | Whitlinger, Celin | dnp | dnp | dnp | dnp    | dnp | 34 | STODDART, Bro    | dnp | dnp | dnp | dnp    | dnp |   |
| 31     | Meyer, Brooke     | dnp | dnp | dnp | dnp    | dnp | 35 | RACKLEFF, Jetta  | dnp | dnp | dnp | dnp    | dnp |   |
| Totals |                   | 1   | 1   | 6   | 23     | -5  | 14 |                  | 2   | 4   | 6   | 38     | +5  | 7 |

### GOALTENDERS

| #  | Penn State       | Dec | Min   | GA | 1  | 2 | 3  | Saves | #  | RIT             | Dec | Min   | GA | 1 | 2  | 3 | Saves |
|----|------------------|-----|-------|----|----|---|----|-------|----|-----------------|-----|-------|----|---|----|---|-------|
| 37 | Paniccia, Nicole | L   | 59:11 | 2  | 16 | 7 | 13 | 36    | 39 | BINNINGTON, Ali | W   | 60:00 | 1  | 8 | 10 | 4 | 22    |
|    | EMPTY NET        |     | 0:49  | 0  | 0  | 0 | 0  | 0     |    |                 |     |       |    |   |    |   |       |

### PENALTY SUMMARY

| Prd | Player          | Team | Min  | Offense  | Time     | Prd | Player        | Team | Min  | Offense          | Time     |
|-----|-----------------|------|------|----------|----------|-----|---------------|------|------|------------------|----------|
| 1st | Laurenzi, Emily | PSU  | 2:00 | Checking | 04:53 PP | 3rd | PAYERL, Carly | RIT  | 2:00 | Interference     | 05:21 PP |
| 2nd | SCOYNE, Morgan  | RIT  | 2:00 | Hooking  | 08:38 PP | 3rd | TEAM          | PSU  | 2:00 | Too Many Players | 06:20 PP |
| 3rd | Nielsen, Sarah  | PSU  | 2:00 | Hooking  | 02:21 PP | 3rd | TEAM          | RIT  | 2:00 | Too Many Players | 07:30 PP |

Win-BINNINGTON, Ali (6-3-1). Loss-Paniccia, Nicole (0-6-1).

## NOV. 22, 2013: LINDENWOOD 2, PENN STATE 1

Penn State (2-12-1, 0-7-0 CHA) vs. Lindenwood (1-12-2, 1-3-1 CHA)  
 Date: Nov 22, 2013 • Location: Wentzville, Mo. • Arena: Lindenwood Ice Arena  
 Attendance: 102 • Start time: 7:00 pm • End time: 9:00 pm • Total time: 2:00

| Prd | Time      | Team | Scored by              | Assists            | Vis. on ice   | Home on ice   | Goals by Period |
|-----|-----------|------|------------------------|--------------------|---------------|---------------|-----------------|
| 1   | 1st 02:38 | PSU  | EV Pardoski, Jordin/2  | Holdcroft, Jill/2  | 4,19,15,17,13 | 21,5,20,8,25  | Team 1 2 3 Tot  |
| 2   | 2nd 01:28 | LU   | EV Atkinson, Carrie/2  | Elledge, Leah/1    | 24,40,20,6,27 | 4,15,23,22,18 | PSU 1 0 0 1     |
| 3   | 2nd 08:55 | LU   | EV Slattery, Jocelyn/5 | Kirkham, Lyndsay/4 | 4,15,12,17,16 | 9,16,12,8,25  | LU 0 2 0 2      |
|     |           |      |                        | Broad, Kendra/5    |               |               |                 |

### TEAM SUMMARY

| #      | Penn State        | G   | A   | PI  | Sh +/- | BI  | #      | Lindenwood        | G   | A   | PI  | Sh +/- | BI  |
|--------|-------------------|-----|-----|-----|--------|-----|--------|-------------------|-----|-----|-----|--------|-----|
| 2      | Bateman, Jeanet   | 0   | 0   | 0   | 0      | 0   | 3      | Welch, Rachel     | 0   | 0   | 0   | 0      | 0   |
| 4      | Pardoski, Jordin  | 1   | 0   | 0   | 1      | 0   | 4      | Atkinson, Carrie  | 1   | 0   | 2   | 2      | +1  |
| 6      | Reihl, Lindsay    | 0   | 0   | 0   | -1     | 1   | 5      | Post, Caitlyn     | 0   | 0   | 0   | 3      | -1  |
| 9      | Petersen, Amy     | 0   | 0   | 0   | 3      | 0   | 7      | Kadjevic, Anja    | 0   | 0   | 0   | 0      | 0   |
| 12     | Nielsen, Sarah    | 0   | 0   | 0   | 1      | -1  | 0      | Cox, Megan        | 0   | 0   | 0   | 0      | 0   |
| 13     | Rasmussen, Ken    | 0   | 0   | 0   | 1      | +1  | 0      | Slattery, Jocelyn | 1   | 0   | 2   | 9      | +1  |
| 15     | Desorcie, Jess    | 0   | 1   | 0   | 2      | 0   | 11     | Rash, Nicole      | 0   | 0   | 0   | 0      | 0   |
| 16     | Hoenschell, Hann  | 0   | 0   | 0   | 3      | -1  | 0      | Broad, Kendra     | 0   | 1   | 0   | 7      | +1  |
| 17     | Jahnke, Paige     | 0   | 0   | 0   | 1      | 0   | 2      | Elledge, Leah     | 0   | 1   | 0   | 4      | +1  |
| 18     | Bowman, Laura     | 0   | 0   | 0   | 1      | 0   | 2      | Kirkham, Lyndsa   | 0   | 1   | 0   | 0      | +2  |
| 19     | Holdcroft, Jill   | 0   | 1   | 0   | 1      | +1  | 0      | Erickson, Katie   | 0   | 2   | 0   | 2      | +1  |
| 20     | Laurenzi, Emily   | 0   | 2   | 0   | -1     | 2   | 20     | Pedro, Holly      | 0   | 0   | 0   | 1      | -1  |
| 21     | Wilkie, Sarah     | 0   | 0   | 0   | 0      | 1   | 21     | West, Alyssa      | 0   | 0   | 0   | 5      | -1  |
| 22     | Welch, Jenna      | 0   | 2   | 4   | 0      | 1   | 22     | Peden, Brooke     | 0   | 0   | 0   | 0      | +1  |
| 23     | Shaw, Birdie      | 0   | 0   | 0   | 0      | 0   | 23     | Pickar, Saville   | 0   | 0   | 2   | 0      | +1  |
| 24     | Gross, Taylor     | 0   | 0   | 0   | 2      | -1  | 24     | Nokeby, Katie     | 0   | 0   | 0   | 1      | 0   |
| 27     | Seward, Kelly     | 0   | 0   | 0   | 0      | -2  | 25     | Witwicke, Chelse  | 0   | 0   | 0   | 1      | 0   |
| 40     | Yoxheimer, Shan   | 0   | 0   | 0   | 3      | -1  | 2      | Molotky, Alexis   | dnp | dnp | dnp | dnp    | dnp |
| T      | TEAM              | 0   | 0   | 0   | 3      | -1  | 2      | Totals            | 2   | 3   | 8   | 35     | +5  |
| 30     | Whitlinger, Celin | dnp | dnp | dnp | dnp    | dnp | 31     | Meyer, Brooke     | dnp | dnp | dnp | dnp    | dnp |
| 31     | Meyer, Brooke     | dnp | dnp | dnp | dnp    | dnp | Totals | 1                 | 2   | 4   | 23  | -5     |     |
| Totals |                   | 1   | 2   | 4   | 23     | -5  | 18     |                   |     |     |     |        |     |

### GOALTENDERS

| #  | Penn State       | Dec | Min   | GA | 1  | 2  | 3 | Saves | #  | Lindenwood      | Dec | Min   | GA | 1 | 2  | 3 | Saves |
|----|------------------|-----|-------|----|----|----|---|-------|----|-----------------|-----|-------|----|---|----|---|-------|
| 37 | Paniccia, Nicole | L   | 58:32 | 2  | 10 | 16 | 7 | 33    | 29 | Hensley, Nicole | W   | 60:00 | 1  | 6 | 10 | 4 | 22    |
|    | EMPTY NET        |     | 1:28  | 0  | 0  | 0  | 0 | 0     |    |                 |     |       |    |   |    |   |       |

### PENALTY SUMMARY

| Prd | Player            | Team | Min  | Offense      | Time     | Prd | Player           | Team | Min  | Offense  | Time     |
|-----|-------------------|------|------|--------------|----------|-----|------------------|------|------|----------|----------|
| 1st | Pickar, Saville   | LU   | 2:00 | Interference | 09:33 PP | 3rd | Welch, Jenna     | PSU  | 2:00 | Hooking  | 12:14 PP |
| 1st | Slattery, Jocelyn | LU   | 2:00 | Tripping     | 16:07 PP | 3rd | Erickson, Katie  | LU   | 2:00 | Tripping | 13:09 PP |
| 2nd | Laurenzi, Emily   | PSU  | 2:00 | Tripping     | 19:25 PP | 3rd | Atkinson, Carrie | LU   | 2:00 | Hooking  | 13:43 PP |

Win-Hensley, Nicole (1-12-2). Loss-Paniccia, Nicole (0-7-1).

## NOV. 16, 2013: RIT 3, PENN STATE 2

Penn State (2-11-1, 0-6-0 CHA) vs. RIT (7-5-1, 3-0-1 CHA)  
 Date: Nov 16, 2013 • Location: Rochester, N.Y. • Arena: Ritter Arena  
 Attendance: 588 • Start time: 3 pm • End time: 4:57 pm • Total time: 1:57

| Prd | Time      | Team | Scored by             | Assists          | Vis. on ice  | Home on ice    | Goals by Period |
|-----|-----------|------|-----------------------|------------------|--|----------------|-----------------|
| 1   | 1st 08:01 | PSU  | PP Holdcroft, Jill/2  | Laurenzi, Emily  | 19,20,9,18,4 <th>3,15,2,2,6</th> <th>Team 1 2 3 Tot</th> | 3,15,2,2,6     | Team 1 2 3 Tot  |
| 2   | 1st 13:24 | PSU  | SH Holdcroft, Jill/3  | Bowman, Laura    | 19,6,27,22   | 7,22,17,2,3    | PSU 2 0 0 2     |
| 3   | 2nd 17:23 | RIT  | PP MAUGERI, Marissa/2 | BROWN, Celeste   | 2,9,18   | 19,24,21,20    | RIT 0 1 2 3     |
|     |           |      |                       | WAITES, Dakota   |  |                |                 |
| 4   | 3rd 01:43 | RIT  | EV MAUGERI, Marissa/3 | BULLEID, Emilee  | 33,17,16,15,12   | 19,21,26,14,3  | PSU 2 0 2 4     |
| 5   | 3rd 07:35 | RIT  | PP ZACH, Erin/2       | MAUGERI, Marissa | 27,24,6,22   | 20,19,23,14,25 | RIT 11 15 14 40 |
|     |           |      |                       | STONE, Mackenzie |  |                |                 |

### TEAM SUMMARY

| #  | Penn State       | G | A | PI | Sh +/- | BI | #  | RIT             | G                | A | PI | Sh +/- | BI |     |
|----|------------------|---|---|----|--------|----|----|-----------------|------------------|---|----|--------|----|-----|
| 2  | Bateman, Jeanet  | 0 | 0 | 0  | 0      | 0  | 2  | THURSTON, Tayl  | 0                | 0 | 0  | 1      | -1 |     |
| 4  | Pardoski, Jordin | 0 | 0 | 0  | 3      | 0  | 3  | SCOYNE, Morga   | 0                | 0 | 0  | 1      | 0  |     |
| 6  | Reihl, Lindsay   | 0 | 0 | 0  | 0      | +1 | 6  | KLEIN, Lauren   | 0                | 0 | 0  | 0      | 0  |     |
| 9  | Petersen, Amy    | 0 | 0 | 0  | 0      | 2  | 9  | STENASON, Lind  | 0                | 0 | 0  | 1      | 0  |     |
| 12 | Nielsen, Sarah   | 0 | 0 | 0  | -1     | 0  | 14 | STONE, Mackenz  | 1                | 0 | 2  | +1     | 0  |     |
| 13 | Rasmussen, Ken   | 0 | 0 | 0  | 0      | 0  | 15 | MCCREA, Kolbee  | 0                | 2 | 6  | 0      | 0  |     |
| 15 | Desorcie, Jess   | 0 | 0 | 2  | -1     | 0  | 17 | PAYERL, Carly   | 0                | 0 | 2  | -1     | 0  |     |
| 16 | Hoenschell, Hann | 0 | 0 | 0  | 1      | -1 | 0  | 18              | ST. JAMES, Britt | 0 | 0  | 0      | 0  | 0   |
| 17 | Jahnke, Paige    | 0 | 0 | 2  | 0      | -1 | 0  | 19              | MAUGERI, Maris   | 2 | 1  | 2      | 4  | +1  |
| 18 | Bowman, Laura    | 0 | 1 | 0  | 4      | 0  | 1  | 20              | ZACH, Erin       | 1 | 0  | 7      | 0  | 0   |
| 19 | Holdcroft, Jill  | 2 | 4 | 4  | +1     | 0  | 21 | BULLEID, Emilee | 0                | 1 | 0  | 1      | +2 |     |
| 20 | Laurenzi, Emily  | 0 | 1 | 2  | 3      | 0  | 4  | 22              | HUBERT, Katie    | 0 | 0  | 0      | -1 | 1   |
| 22 | Welch, Jenna     | 0 | 0 | 0  | 0      | +2 | 23 | GRIGG, Lindsay  | 0                | 0 | 0  | 5      | 0  |     |
| 23 | Shaw, Birdie     | 0 | 0 | 0  | 0      | 0  | 24 | BROWN, Celeste  | 0                | 1 | 0  | 2      | 0  |     |
| 24 | Gross, Taylor    | 0 | 0 | 0  | 3      | 0  | 25 | KLAYTON, Cassi  | 0                | 0 | 0  | 2      | 0  |     |
| 27 | Seward, Kelly    | 0 | 0 | 0  | 0      | +1 | 26 | KUNICHKA, Kou   | 0                | 0 | 0  | 2      | +1 |     |
| 33 | Smiddy, Madison  | 0 | 0 | 0  | 0      | -1 | 0  | 27              | PATON, Jess      | 0 | 0  | 0      | 0  | 1   |
| 40 | Yoxheimer, Shan  | 0 | 0 | 0  | 5      | 0  | 0  | 28              | BROWLEY, Meliss  | 0 | 0  | 0      | 1  | 0</ |



# NITTANY LION WOMEN'S HOCKEY

## NOV. 30, 2013: PENN STATE 1, MAINE 1 (OT)

Maine (0-12-4) vs. Penn State (3-12-2)  
Date: Nov 30, 2013 • Location: University Park, Pa. • Arena: Pegula Ice Arena  
Attendance: 510 • Start time: 2:00 pm • End time: 4:04 pm • Total time: 3:04

Prd Time Team Scored by Assists Vis. on ice Home on ice Goals by Period Team 1 2 3 OT Tot

| Prd | Time      | Team | Scored by               | Assists  | Vis. on ice   | Home on ice   | Goals by Period                 |
|-----|-----------|------|-------------------------|--|---------------|---------------|---------------------------------|
| 1.  | 2nd 14:45 | PSU  | EV Yoxheimer, Shannon/5 | Hoenshell, Hanna/7   | 4,16,11,33,26 | 40,16,4,12,17 | MAIN 0 1 0 0 1<br>PSU 0 1 0 0 1 |
| 2.  | 2nd 19:51 | MAIN | EV Brianne Kilgour/3    | Pardoski, Jordin/4<br>Karissa Kirkup/1<br>Audra Richards/1 | 22,11,21,14,4 | 9,22,18,6,27  |                                 |

TEAM SUMMARY

| #      | Maine             | G   | A | PI | Sh +/- | BI | #  | Penn State | G                 | A   | PI | Sh +/- | BI |    |
|--------|-------------------|-----|---|----|--------|----|----|------------|-------------------|-----|----|--------|----|----|
| 4      | Jess Vallotton    | 0   | 0 | 0  | 2      | 0  | 1  | 2          | Batemann, Jeanet  | 0   | 0  | 0      | 0  | 0  |
| 6      | Brittney Huneke   | 0   | 0 | 0  | 2      | 0  | 4  | 4          | Pardoski, Jordin  | 0   | 1  | 0      | 0  | +1 |
| 8      | Brooklyn Langlois | 0   | 0 | 0  | 1      | 0  | 1  | 6          | Reihl, Lindsay    | 0   | 0  | 0      | 0  | -1 |
| 10     | Jillian Langtry   | 0   | 0 | 0  | 0      | 0  | 0  | 9          | Petersen, Amy     | 0   | 0  | 0      | 4  | -1 |
| 11     | Karissa Kirkup    | 0   | 1 | 0  | 3      | 0  | 0  | 12         | Nielsen, Sarah    | 0   | 0  | 0      | 1  | +1 |
| 12     | Emilie Brigham    | 0   | 0 | 0  | 5      | 0  | 1  | 13         | Rasmussen, Ken    | 0   | 0  | 0      | 0  | 0  |
| 14     | Kelly McDonald    | 0   | 0 | 2  | 7      | +1 | 2  | 15         | Desorcie, Jess    | 0   | 0  | 0      | 3  | 0  |
| 15     | Kayla Kaluzny     | 0   | 0 | 0  | 0      | 0  | 0  | 16         | Hoenshell, Hann   | 0   | 1  | 0      | 4  | +1 |
| 16     | Kelsey MacSorie   | 0   | 0 | 2  | 0      | -1 | 0  | 17         | Jahneke, Paige    | 0   | 0  | 0      | 1  | +2 |
| 18     | Katy Massey       | 0   | 0 | 0  | 1      | 0  | 0  | 18         | Bowman, Laura     | 0   | 0  | 0      | 4  | -1 |
| 19     | Eve Boissonneau   | 0   | 0 | 0  | 4      | 0  | 0  | 19         | Holdcroft, Jill   | 0   | 0  | 0      | 0  | 0  |
| 20     | Morgan Sakundi    | 0   | 0 | 0  | 2      | 0  | 0  | 20         | Laurenzi, Emily   | 0   | 0  | 0      | 0  | 0  |
| 21     | Audra Richards    | 0   | 1 | 0  | 4      | +1 | 3  | 21         | Wilkie, Sarah     | 0   | 0  | 0      | 4  | 2  |
| 22     | Brianne Kilgour   | 1   | 0 | 5  | 1      | 2  | 2  | 22         | Welch, Jenna      | 0   | 0  | 0      | 3  | -1 |
| 26     | Abbey Cook        | 0   | 0 | 2  | 3      | -1 | 0  | 23         | Shaw, Birdie      | 0   | 0  | 2      | 0  | 0  |
| 28     | Shawna Lespera    | 0   | 0 | 0  | 1      | 0  | 0  | 24         | Gross, Taylor     | 0   | 0  | 0      | 1  | 0  |
| 29     | Kristin Gilmour   | 0   | 0 | 0  | 4      | 0  | 1  | 27         | Seward, Kelly     | 0   | 0  | 0      | 0  | -1 |
| 33     | Missy Denk        | 0   | 0 | 0  | 1      | -1 | 0  | 40         | Yoxheimer, Shan   | 1   | 0  | 0      | 5  | +1 |
| 30     | Natalie Robinson  | dnp |   |    |        |    |    | 30         | Whittinger, Celin | dnp |    |        |    |    |
| 31     | Meghann Treacy    | dnp |   |    |        |    |    | Totals     |                   | 1   | 2  | 2      | 30 | 0  |
| Totals |                   | 1   | 2 | 6  | 45     | 0  | 15 |            |                   |     |    |        |    |    |

Penalties-Minutes by Prd

| Prd   | MAIN | PSU |
|-------|------|-----|
| 1st   | 2-4  | 1-2 |
| 2nd   | 0-0  | 0-0 |
| 3rd   | 1-2  | 0-0 |
| OT    | 0-0  | 0-0 |
| Total | 3-6  | 1-2 |

Officials: 1. Panicia, Nicole  
Referee: Erik Geller  
Referee: Justin Pisano  
Linesman: Garrett Gaydosh  
Linesman: Tyler Speice  
Scorer: Matt Caracappa

GOALTENDERS

| #  | Maine             | Dec | Min   | GA | 1 | 2  | 3  | OT | Saves | #  | Penn State       | Dec | Min   | GA | 1  | 2  | 3 | OT | Saves |
|----|-------------------|-----|-------|----|---|----|----|----|-------|----|------------------|-----|-------|----|----|----|---|----|-------|
| 27 | Mariah Fujimagari | T   | 65:00 | 1  | 5 | 14 | 10 | 0  | 29    | 37 | Paniccia, Nicole | T   | 65:00 | 1  | 14 | 16 | 8 | 6  | 44    |

PENALTY SUMMARY

| Prd | Player         | Team  | Min  | Offense        | Time  | Prd | Player             | Team  | Min  | Offense      | Time  |
|-----|----------------|-------|------|----------------|-------|-----|--------------------|-------|------|--------------|-------|
| 1st | Shaw, Birdie   | PSU   | 2:08 | Cross-Checking | 16:15 | 1st | Kelsey MacSorieley | Maine | 2:33 | Tripping     | 16:40 |
| 1st | Kelly McDonald | Maine | 2:08 | Cross-Checking | 16:15 | 3rd | Abbey Cook         | Maine | 2:00 | Interference | 12:09 |

Maine-Mariah Fujimagari (0-2-1). Penn State-Paniccia, Nicole (0-7-2).  
Maine timeout at 1:56 of 2nd period.  
PSU timeout at 17:36 of 3rd period.

## DEC. 7, 2013: MERCYHURST 8, PENN STATE 0

Penn State (3-14-2, 1-9-0 CHA) vs. Mercyhurst (12-5-2, 5-2-1 CHA)  
Date: Dec 07, 2013 • Location: Erie, Pa. • Arena: Mercyhurst IceCenter  
Attendance: 537 • Start time: 2:00 pm • End time: 3:50 pm • Total time: 1:50

Prd Time Team Scored by Assists Vis. on ice Home on ice Goals by Period Team 1 2 3 OT Tot

| Prd | Time      | Team | Scored by            | Assists   | Vis. on ice   | Home on ice    | Goals by Period |
|-----|-----------|------|----------------------|---|---------------|----------------|-----------------|
| 1.  | 1st 01:40 | MU   | EV Shelby Bram/4     | Jillian Skinner/7<br>Christie Cicero/2                        | 2,18,21,24,40 | 13,25,26,8,21  | 1               |
| 2.  | 1st 07:43 | MU   | EV Emily Janiga/8    | Christine Bestta/18<br>Caroline Luczak/3<br>Christie Cicero/9 | 2,13,19,21,23 | 4,27,26,25,5   | 1               |
| 3.  | 1st 08:38 | MU   | EV Kaleigh Chippy/7  | Shelby Bram   | 6,16,27,9,18  | 8,21,15,13,28  | 1               |
| 4.  | 1st 11:25 | MU   | EV Shelby Bram/5     | Christie Cicero/10<br>Jaclyn Arbour/4                         | 6,9,12,16,27  | 13,21,24,28,15 | 1               |
| 5.  | 1st 13:53 | MU   | EV Megan Whiddon/1   | Kathy Donohue/4<br>Lauren Kilroy/1                            | 6,9,22,18,27  | 10,20,28,15,24 | 1               |
| 6.  | 1st 14:44 | MU   | EV Kaleigh Chippy/8  | Jillian Skinner/8<br>J'nai Mahadeo/2                          | 2,12,15,16,21 | 8,25,5,21,14   | 1               |
| 7.  | 3rd 03:18 | MU   | EV Jaclyn Arbour/2   | Megan Whiddon/1   | 22,9,18,21,4  | 24,18,10,0,0   | 1               |
| 8.  | 3rd 17:48 | MU   | EV Maggie Rothgery/4 | Hannah Bale/1<br>Taylor Accursi/2                             | 4,9,22,21,18  | 14,7,6,15,28   | 1               |

TEAM SUMMARY

| #      | Penn State        | G   | A  | PI | Sh +/- | BI  | #  | Mercyhurst    | G                 | A   | PI | Sh +/- | BI |    |
|--------|-------------------|-----|----|----|--------|-----|----|---------------|-------------------|-----|----|--------|----|----|
| 2      | Batemann, Jeanet  | 0   | 0  | 0  | 0      | -3  | 2  | 4             | Emily Janiga      | 1   | 0  | 0      | 6  | +1 |
| 4      | Pardoski, Jordin  | 0   | 0  | 2  | 0      | -2  | 1  | 5             | Molly Byrne       | 0   | 0  | 0      | 3  | +3 |
| 6      | Reihl, Lindsay    | 0   | 0  | 0  | -3     | -1  | 6  | 6             | Taylor Accursi    | 0   | 1  | 0      | 1  | +1 |
| 9      | Petersen, Amy     | 0   | 0  | 0  | -2     | -3  | 7  | 7             | Hannah Bale       | 0   | 1  | 0      | 4  | +1 |
| 12     | Nielsen, Sarah    | 0   | 0  | 0  | 0      | -2  | 1  | 8             | Kaleigh Chippy    | 2   | 0  | 0      | 8  | +3 |
| 13     | Rasmussen, Ken    | 0   | 0  | 0  | 2      | -1  | 10 | Megan Whiddon | 1                 | 1   | 0  | 2      | +2 |    |
| 15     | Desorcie, Jess    | 0   | 0  | 0  | 1      | -1  | 2  | 13            | Shelby Bram       | 2   | 1  | 2      | 4  | +3 |
| 16     | Hoenshell, Hann   | 0   | 0  | 0  | 2      | -3  | 1  | 14            | Maggie Rothgery   | 1   | 1  | 0      | 1  | +2 |
| 17     | Jahneke, Paige    | 0   | 0  | 0  | 0      | 0   | 0  | 15            | Patricia Horton   | 0   | 0  | 0      | 3  | +4 |
| 18     | Bowman, Laura     | 0   | 0  | 0  | 1      | -1  | 1  | 16            | Jenna Dingeldien  | 0   | 2  | 0      | 3  | 0  |
| 19     | Holdcroft, Jill   | 0   | 0  | 0  | 0      | -1  | 0  | 18            | J'nai Mahadeo     | 0   | 1  | 0      | 2  | +1 |
| 20     | Laurenzi, Emily   | 0   | 0  | 0  | 0      | 0   | 1  | 20            | Kathy Donohue     | 0   | 1  | 0      | 3  | +2 |
| 21     | Wilkie, Sarah     | 0   | 0  | 0  | 0      | -5  | 2  | 21            | Christie Cicero   | 0   | 3  | 0      | 4  | +4 |
| 22     | Welch, Jenna      | 0   | 0  | 0  | 3      | -3  | 0  | 24            | Jaclyn Arbour     | 1   | 1  | 0      | 2  | +3 |
| 23     | Shaw, Birdie      | 0   | 0  | 2  | 0      | -1  | 0  | 25            | Jillian Skinner   | 0   | 2  | 0      | 0  | +3 |
| 24     | Gross, Taylor     | 0   | 0  | 0  | 1      | -1  | 1  | 26            | Caroline Luczak   | 0   | 1  | 0      | 0  | +2 |
| 27     | Seward, Kelly     | 0   | 0  | 0  | 0      | -3  | 1  | 27            | Christine Besttan | 0   | 1  | 4      | 6  | +1 |
| 40     | Yoxheimer, Shan   | 0   | 0  | 0  | 7      | -1  | 1  | 28            | Lauren Kilroy     | 0   | 1  | 0      | 1  | +4 |
| 30     | Whittinger, Celin | dnp |    |    |        |     |    | 31            | Sara Besseling    | dnp |    |        |    |    |
| Totals |                   | 0   | 0  | 4  | 19     | -40 | 19 | 34            | Amanda Makela     | dnp |    |        |    |    |
| Totals |                   | 8   | 15 | 8  | 53     | +4  | 5  |               |                   |     |    |        |    |    |

Penalties-Minutes by Prd

| Prd   | PSU | MU  |
|-------|-----|-----|
| 1st   | 0-0 | 2-4 |
| 2nd   | 2-4 | 2-4 |
| 3rd   | 0-0 | 0-0 |
| Total | 2-4 | 4-8 |

Officials: 1. Shelby Bram  
Referee: Adam Bell  
Referee: Jason Brown  
Linesman: Garrett Gaydosh  
Linesman: Jason Leisten  
Goal Judge: Marty Haft  
Pen timekeeper: Sue Perry  
Game timekeeper: Mikki Wassell  
Scorer: Sydney Cuscino

GOALTENDERS

| #  | Penn State       | Dec | Min   | GA | 1  | 2 | 3  | Saves | #  | Mercyhurst    | Dec | Min   | GA | 1 | 2 | 3 | Saves |
|----|------------------|-----|-------|----|----|---|----|-------|----|---------------|-----|-------|----|---|---|---|-------|
| 37 | Paniccia, Nicole | L   | 60:00 | 8  | 19 | 9 | 17 | 45    | 29 | Julia DiTondo | W   | 60:00 | 0  | 4 | 7 | 8 | 19    |

PENALTY SUMMARY

| Prd | Player            | Team | Min  | Offense       | Time  | Prd | Player            | Team | Min  | Offense      | Time  |
|-----|-------------------|------|------|---------------|-------|-----|-------------------|------|------|--------------|-------|
| 1st | Jenna Dingeldien  | MU   | 2:08 | High Sticking | 16:28 | PP  | Christie Cicero   | PSU  | 2:33 | Tripping     | 13:20 |
| 1st | Shelby Bram       | MU   | 2:08 | High Sticking | 16:28 | PP  | Shaw, Birdie      | PSU  | 2:00 | Interference | 16:28 |
| 2nd | Christine Besttan | MU   | 2:08 | Slashing      | 08:53 | PP  | Christine Besttan | MU   | 2:00 | Hooking      | 16:56 |

Win-Julia DiTondo (2-0-0). Loss-Paniccia, Nicole (0-8-2).

## DEC. 6, 2013: MERCYHURST 7, PENN STATE 0

Penn State (3-13-2, 1-8-0) vs. Mercyhurst (11-5-2, 4-2-1)  
Date: Dec 06, 2013 • Location: Erie, Pa. • Arena: MIC  
Attendance: 237 • Start time: 3:00 pm • End time: 5:00 pm • Total time: 2:00

Prd Time Team Scored by Assists Vis. on ice Home on ice Goals by Period Team 1 2 3 OT Tot

| Prd | Time      | Team | Scored by               | Assists  | Vis. on ice   | Home on ice   | Goals by Period |
|-----|-----------|------|-------------------------|--|---------------|---------------|-----------------|
| 1.  | 1st 05:48 | MU   | EV Kaleigh Chippy/5     | Emily Janiga/8<br>Christie Cicero/8<br>Shelby Bram/12<br>Jillian Skinner/5 | 4,17,24,40,20 | 8,4,21,15,28  | 1               |
| 2.  | 1st 12:08 | PP   | Jenna Dingeldien/6      | Molly Byrne/11<br>Molly Byrne/12   | 4,17,20,22    | 16,13,25,20,8 | 1               |
| 3.  | 1st 19:04 | MU   | EV Christine Besttan/7  | Jenna Dingeldien/8<br>Christine Besttan/11                                 | 6,19,20,17    | 27,25,5,4     | 1               |
| 4.  | 2nd 00:43 | PP   | Kaleigh Chippy/6        | Emily Janiga/9<br>Molly Byrne/12   | 4,9,17,18     | 8,4,5,21,27   | 1               |
| 5.  | 2nd 08:08 | MU   | EV Paige Horton/1       | Jenna Dingeldien/8<br>Christine Besttan/11                                 | 2,20,21,24,40 | 15,16,27,28,4 | 1               |
| 6.  | 2nd 11:47 | MU   | EV Christine Besttan/9  | Emily Janiga/11<br>Jillian Skinner/6                                       | 23,17,4,19,13 | 27,4,15,16,28 | 1               |
| 7.  | 3rd 15:22 | MU   | SH Christine Besttan/10 | Jillian Skinner/6  | 19,18,4,20,9  | 27,25,15,20   | 1               |

TEAM SUMMARY

| #      | Penn State       | G   | A  | PI | Sh +/- | BI  | #  | Mercyhurst | G                 | A   | PI | Sh +/- | BI |    |
|--------|------------------|-----|----|----|--------|-----|----|------------|-------------------|-----|----|--------|----|----|
| 2      | Batemann, Jeanet | 0   | 0  | 0  | 0      | -1  | 0  | 4          | Emily Janiga      | 0   | 4  | 4      | 1  | +4 |
| 4      | Pardoski, Jordin | 0   | 0  | 0  | 0      | -3  | 0  | 5          | Molly Byrne       | 0   | 2  | 0      | 6  | +1 |
| 6      | Reihl, Lindsay   | 0   | 0  | 0  | 0      | -1  | 1  | 6          | Taylor Accursi    | 0   | 0  | 2      | 1  | 0  |
| 9      | Petersen, Amy    | 0   | 0  | 0  | 1      | -1  | 0  | 7          | Hannah Bale       | 0   | 0  | 0      | 0  | 0  |
| 12     | Nielsen, Sarah   | 0   | 0  | 0  | 1      | 0   | 0  | 8          | Kaleigh Chippy    | 2   | 0  | 0      | 4  | +1 |
| 13     | Rasmussen, Ken   | 0   | 0  | 0  | 1      | -1  | 0  | 10         | Megan Whiddon     | 0   | 0  | 0      | 1  | 0  |
| 15     | Desorcie, Jess   | 0   | 0  | 0  | 5      | 0   | 0  | 13         | Shelby Bram       | 0   | 1  | 2      | 1  | 0  |
| 16     | Hoenshell, Hann  | 0   | 0  | 0  | 8      | 0   | 0  | 14         | Maggie Rothgery   | 0   | 1  | 0      | 0  | 0  |
| 17     | Jahneke, Paige   | 0   | 0  | 0  | 0      | -3  | 1  | 15         | Paige Horton      | 0   | 1  | 0      | 2  | +1 |
| 18     | Bowman, Laura    | 0   | 0  | 0  | 2      | -1  | 0  | 16         | Jenna Dingeldien  | 0   | 1  | 2      | 3  | +2 |
| 19     | Holdcroft, Jill  | 0   | 0  | 2  | 3      | -3  | 1  | 18         | J'nai Mahadeo     | 0   | 0  | 1      | 0  | 0  |
| 20     | Laurenzi, Emily  | 0   | 0  | 2  | 3      | -3  | 1  | 18         | J'nai Mahadeo     | 0   | 0  | 1      | 0  | 0  |
| 21     | Wilkie, Sarah    | 0   | 0  | 0  | 0      | -1  | 2  | 21         | Christie Cicero   | 0   | 1  | 2      | 4  | +2 |
| 22     | Welch, Jenna     | 0   | 0  | 0  | 1      | 0   | 1  | 24         | Jaclyn Arbour     | 0   | 0  | 0      | 3  | 0  |
| 23     | Shaw, Birdie     | 0   | 0  | 0  | 1      | -1  | 2  | 25         | Jillian Skinner   | 0   | 2  | 0      | 2  | +2 |
| 24     | Gross, Taylor    | 0   | 0  | 0  | 1      | -2  | 0  | 26         | Caroline Luczak   | 0   | 0  | 0      | 2  | 0  |
| 27     | Seward, Kelly    | 0   | 0  | 0  | 2      | 0   | 1  | 27         | Christine Besttan | 3   | 1  | 0      | 8  | +4 |
| 40     | Yoxheimer, Shan  | 0   | 0  | 2  | 9      | -2  | 0  | 28         | Lauren Kilroy     | 0   | 0  | 1      | 3  | 2  |
| 37     | Paniccia, Nicole | dnp |    |    |        |     |    | 1          | Sara Besseling    | dnp |    |        |    |    |
| Totals |                  | 0   | 0  | 6  | 35     | -24 | 11 | 29         | Julia DiTondo     | dnp |    |        |    |    |
| Totals |                  | 7   | 12 | 14 | 41     | +2  | 12 |            |                   |     |    |        |    |    |

GOALTENDERS

| #  | Penn State         | Dec | Min   | GA | 1  | 2  | 3 | Saves | #  | Mercyhurst    | Dec | Min   | GA | 1 | 2 | 3  | Saves |
|----|--------------------|-----|-------|----|----|----|---|-------|----|---------------|-----|-------|----|---|---|----|-------|
| 30 | Whittinger, Celine | L   | 60:00 | 7  | 13 | 13 | 8 | 34    | 34 | Amanda Makela | W   | 60:00 | 0  | 8 | 9 | 18 | 35    |

PENALTY SUMMARY

| Prd | Player             | Team | Min  | Offense  | Time  | Prd | Player | Team            | Min | Offense | Time     |       |
|-----|--------------------|------|------|----------|-------|-----|--------|-----------------|-----|---------|----------|-------|
| 1st | Jenna Dingeldien   | MU   | 2:08 | Roughing | 01:20 | PP  | 1st    | Laurenzi, Emily | PSU | 2:00    | Checking | 19:04 |
| 1st | Holdcroft, Jill    | PSU  | 2:08 | Checking | 10:53 | PP  | 2nd    | Christie Cicero | MU  | 2:00    | Tripping | 13:34 |
| 1st | Hannah Bale        | MU   | 2:08 | Hooking  | 16:05 | PP  | 3rd    | Emily Janiga    | MU  | 2:00    | Checking | 18:10 |
| 1st | Yoxheimer, Shannon | PSU  | 2:08 | Hooking  | 17:41 | PP  | 3rd    | Emily Janiga    | MU  | 2:00    | Boarding | 13:59 |
| 1st | Shelby Bram        | MU   | 2:08 | Tripping | 18:00 | PP  | 3rd    | Taylor Accursi  | MU  | 2:00    |          |       |



# NITTANY LION WOMEN'S HOCKEY

## JAN. 4, 2014: OHIO STATE 4, PENN STATE 0

Penn State (3-16-2, 1-9-0 CHA) vs. Ohio State (7-11-2, 2-10-2 WCHA)  
Date: Jan 04, 2014 • Location: Columbus, Ohio • Arena: OSU Ice Rink  
Attendance: 292 • Start time: 4:07 pm • End time: 6:01 pm • Total time: 1:54

| Prd | Time      | Team | Scored by           | Assists                            | Vis. on ice   | Home on ice    |
|-----|-----------|------|---------------------|------------------------------------|---------------|----------------|
| 1.  | 1st 02:34 | OSU  | EV Kari Schmitt/6   | Danielle Gagne/7<br>Sara Schmitt/4 | 40,20,24,27,4 | 20,19,12,13,22 |
| 2.  | 1st 12:53 | OSU  | EV Ally Tarr/3      | Taylor Kuehl/4<br>Danielle Gagne/8 | 16,12,4,19,21 | 4,6,19,20,22   |
| 3.  | 2nd 07:20 | OSU  | EV Danielle Gagne/6 | Taylor Kuehl/5<br>Ally Tarr/11     | 15,12,17,13,2 | 6,19,4,20,22   |
| 4.  | 3rd 04:45 | OSU  | EV Taylor Kuehl/5   | Ally Tarr/12<br>Danielle Gagne/9   | 19,12,22,21,6 | 6,4,19,20,22   |

| Goals by Period | Team | 1 | 2 | 3 | OT | Total |
|-----------------|------|---|---|---|----|-------|
| PSU             |      | 0 | 0 | 0 | 0  | 0     |
| OSU             |      | 2 | 1 | 1 | 0  | 4     |

| Shots by Period | Team | 1 | 2  | 3  | OT | Total |
|-----------------|------|---|----|----|----|-------|
| PSU             |      | 5 | 4  | 9  | 18 |       |
| OSU             |      | 8 | 13 | 11 | 32 |       |

### TEAM SUMMARY

| #      | Penn State        | G   | A | Pi | Sh +/- | BI  | #      | Ohio State      | G   | A | Pi | Sh +/- | BI |   |
|--------|-------------------|-----|---|----|--------|-----|--------|-----------------|-----|---|----|--------|----|---|
| 2      | Bateman, Jeanet   | 0   | 0 | 0  | 1      | -1  | 2      | Cara Zubko      | 0   | 0 | 0  | 0      | 0  |   |
| 4      | Pardoski, Jordyn  | 0   | 0 | 0  | 1      | -2  | 4      | Ally Tarr       | 1   | 2 | 0  | 5      | +3 |   |
| 6      | Reihl, Lindsay    | 0   | 0 | 0  | 0      | -1  | 6      | Taylor Kuehl    | 1   | 2 | 0  | 2      | +3 |   |
| 9      | Petersen, Amy     | 0   | 0 | 0  | 0      | 0   | 7      | Kayla Sullivan  | 0   | 0 | 0  | 1      | 0  |   |
| 12     | Nielsen, Sarah    | 0   | 0 | 0  | 1      | -3  | 10     | Kara Gust       | 0   | 0 | 0  | 0      | 0  |   |
| 13     | Rasmussen, Ken    | 0   | 0 | 0  | 0      | -1  | 12     | Hayley Studler  | 0   | 0 | 0  | 1      | +1 |   |
| 15     | Desorcie, Jess    | 0   | 0 | 0  | 0      | -1  | 13     | Madison Marcott | 0   | 0 | 0  | 3      | +1 |   |
| 16     | Hoenschell, Hann  | 0   | 0 | 0  | 1      | -1  | 14     | Becky Allis     | 0   | 0 | 0  | 0      | 0  |   |
| 17     | Jahnke, Paige     | 0   | 0 | 0  | 0      | -1  | 16     | Melani Moylan   | 0   | 0 | 0  | 2      | 0  |   |
| 18     | Bowman, Laura     | 0   | 0 | 0  | 3      | 0   | 17     | Julia McKinnon  | 0   | 0 | 0  | 0      | 1  |   |
| 19     | Holdcroft, Jill   | 0   | 0 | 0  | 2      | -2  | 19     | Danielle Gagne  | 1   | 3 | 2  | 3      | +4 |   |
| 20     | Laurenzi, Emily   | 0   | 0 | 0  | 2      | 0   | 20     | Kari Schmitt    | 1   | 0 | 0  | 2      | +4 |   |
| 21     | Wilkie, Sarah     | 0   | 0 | 0  | 2      | -2  | 21     | Alexa Ranahan   | 0   | 0 | 0  | 2      | 0  |   |
| 22     | Welch, Jenna      | 0   | 0 | 0  | 0      | -1  | 22     | Sara Schmitt    | 0   | 1 | 0  | 2      | +4 |   |
| 24     | Gross, Taylor     | 0   | 0 | 0  | 3      | -1  | 23     | Katie Matheny   | 0   | 0 | 0  | 2      | 0  |   |
| 27     | Seward, Kelly     | 0   | 0 | 0  | 2      | 0   | 24     | Claudia Kepler  | 0   | 0 | 0  | 2      | 0  |   |
| 40     | Yoxheimer, Shan   | 0   | 0 | 0  | 4      | -1  | 26     | Kendall Curtis  | 0   | 0 | 0  | 2      | 0  |   |
| 30     | Whitlinger, Celin | dnp |   |    |        |     | 27     | Annie Svedin    | 0   | 0 | 0  | 3      | 0  |   |
| Totals |                   | 0   | 0 | 6  | 18     | -20 | 31     | Chelsea Knapp   | dnp |   |    |        |    |   |
|        |                   |     |   |    |        |     | 39     | Stacy Danczak   | dnp |   |    |        |    |   |
|        |                   |     |   |    |        |     | Totals |                 | 4   | 8 | 4  | 32     | +2 | 8 |

### GOALTENDERS

| #  | Penn State       | Dec | Min   | GA | 1 | 2  | 3  | Saves | ## | Ohio State   | Dec | Min   | GA | 1 | 2 | 3 | Saves |
|----|------------------|-----|-------|----|---|----|----|-------|----|--------------|-----|-------|----|---|---|---|-------|
| 37 | Paniccia, Nicole | L   | 59:57 | 4  | 6 | 12 | 10 | 28    | 1  | Lisa Steffes | W   | 60:00 | 0  | 5 | 4 | 9 | 18    |
|    | EMPTY NET        |     |       | 0  | 0 | 0  | 0  | 0     |    |              |     |       |    |   |   |   |       |

### PENALTY SUMMARY

| Prd | Player         | Team | MinOffense     | Time     | Prd | Player          | Team | MinOffense | Time     |
|-----|----------------|------|----------------|----------|-----|-----------------|------|------------|----------|
| 1st | Claudia Kepler | OSU  | 2.Interruption | 19:05 PP | 1st | Laurenzi, Emily | PSU  | 2.Roughing | 17:53 PP |
| 2nd | Danielle Gagne | OSU  | 2.Checking     | 04:44 PP | 3rd | Wilkie, Sarah   | PSU  | 2.Checking | 08:50 PP |
| 2nd | Seward, Kelly  | PSU  | 2.Checking     | 13:55 PP |     |                 |      |            |          |

Win-Lisa Steffes (5-5-1). Loss-Paniccia, Nicole (0-9-2).

## JAN. 11, 2014: PENN STATE 2, COLGATE 1 (OT)

Colgate (5-14-2, 2-8-0 ECAC) vs. Penn State (4-17-2, 1-9-0 CHA)  
Date: Jan 11, 2014 • Location: University Park, Pa. • Arena: Pegula Ice Arena  
Attendance: 754 • Start time: 2:00 pm • End time: 3:53 pm • Total time: 1:53

| Prd | Time      | Team | Scored by               | Assists                                | Vis. on ice                 | Home on ice  |
|-----|-----------|------|-------------------------|--|-----------------------------|--------------|
| 1.  | 2nd 10:24 | COL  | EV Volpe, Taylor/6      | Craig, Taylor/3<br>Hoenschell, Hanna/8 | 22,26,19,25<br>13,17,8,22,5 | 24,20,17,240 |
| 2.  | 2nd 18:05 | PSU  | EV Bowman, Laura/6      | Petersen, Amy/6                        | 13,17,8,22,5                | 18,16,9,6,27 |
| 3.  | OT 02:44  | PSU  | EV Hoenschell, Hannah/3 | Petersen, Amy/6                        | 13,22,5,17,19               | 16,9,18,6,27 |

| Goals by Period | Team | 1 | 2 | 3 | OT | Total |
|-----------------|------|---|---|---|----|-------|
| COL             |      | 0 | 1 | 0 | 0  | 1     |
| PSU             |      | 0 | 1 | 0 | 1  | 2     |

| Shots by Period | Team | 1  | 2  | 3  | OT | Total |
|-----------------|------|----|----|----|----|-------|
| COL             |      | 13 | 15 | 10 | 2  | 40    |
| PSU             |      | 4  | 5  | 7  | 1  | 17    |

### TEAM SUMMARY

| #      | Colgate            | G   | A | Pi | Sh +/- | BI | #  | Penn State      | G                 | A   | Pi | Sh +/- | BI |    |  |  |  |
|--------|--------------------|-----|---|----|--------|----|----|-----------------|-------------------|-----|----|--------|----|----|--|--|--|
| 2      | Potolichio, Caroli | 0   | 0 | 0  | 2      | 0  | 2  | Bateman, Jeanet | 0                 | 0   | 0  | 0      | -1 |    |  |  |  |
| 3      | Giannopoulos, St   | 0   | 0 | 0  | 1      | 0  | 0  | 4               | Pardoski, Jordyn  | 0   | 0  | 0      | 0  | 0  |  |  |  |
| 4      | Simpson, Jocely    | 0   | 0 | 0  | 1      | 0  | 0  | 5               | Walkom, Stepha    | 0   | 0  | 0      | 0  | 0  |  |  |  |
| 5      | Craig, Taylor      | 0   | 1 | 0  | 4      | -1 | 2  | 6               | Reihl, Lindsay    | 0   | 0  | 0      | 0  | 2  |  |  |  |
| 8      | Drubel, Miriam     | 0   | 0 | 0  | 5      | -1 | 0  | 9               | Petersen, Amy     | 0   | 2  | 0      | 1  | +2 |  |  |  |
| 9      | Cass, Katie        | 0   | 0 | 0  | 6      | 0  | 0  | 10              | Catanzariti, Mica | 0   | 0  | 0      | 0  | 0  |  |  |  |
| 12     | Walsh, Rachel      | 0   | 0 | 0  | 1      | 0  | 0  | 12              | Nielsen, Sarah    | 0   | 0  | 0      | 2  | 0  |  |  |  |
| 13     | Wickens, Megan     | 0   | 0 | 0  | 2      | -2 | 1  | 13              | Rasmussen, Ken    | 0   | 0  | 0      | 2  | 0  |  |  |  |
| 16     | Parker, Katelyn    | 0   | 0 | 0  | 3      | 0  | 1  | 15              | Desorcie, Jess    | 0   | 0  | 0      | 1  | 0  |  |  |  |
| 17     | Haus, Kayla        | 0   | 0 | 0  | 3      | -2 | 1  | 16              | Hoenschell, Hann  | 1   | 1  | 0      | 2  | +0 |  |  |  |
| 18     | Gass, Nicole       | 0   | 0 | 0  | 3      | 0  | 1  | 17              | Jahnke, Paige     | 0   | 0  | 0      | 0  | -1 |  |  |  |
| 19     | Kueber, Melissa    | 0   | 0 | 0  | 3      | 0  | 1  | 18              | Bowman, Laura     | 1   | 0  | 0      | 2  | +1 |  |  |  |
| 22     | Volpe, Taylor      | 1   | 0 | 0  | 4      | -1 | 1  | 19              | Holdcroft, Jill   | 0   | 0  | 0      | 1  | 0  |  |  |  |
| 24     | DiBella, Aimee     | 0   | 0 | 0  | 0      | 0  | 1  | 20              | Laurenzi, Emily   | 0   | 0  | 0      | 0  | -1 |  |  |  |
| 25     | Rastrick, Hannah   | 0   | 0 | 0  | 2      | +1 | 1  | 22              | Welch, Jenna      | 0   | 0  | 0      | 1  | 0  |  |  |  |
| 26     | Quirion, Cat       | 0   | 0 | 0  | 0      | 0  | 1  | 24              | Gross, Taylor     | 0   | 0  | 0      | 1  | -1 |  |  |  |
| 33     | Trautz, Liz        | 0   | 0 | 0  | 1      | 0  | 0  | 27              | Seward, Kelly     | 0   | 0  | 0      | 0  | +2 |  |  |  |
| 81     | Roche, Annie       | 0   | 0 | 0  | 1      | 0  | 0  | 40              | Yoxheimer, Shan   | 0   | 0  | 0      | 4  | -1 |  |  |  |
| 1      | Allen, Susan       | dnp |   |    |        |    |    | 30              | Whitlinger, Celin | dnp |    |        |    |    |  |  |  |
| 35     | Rando, Ashlynn     | dnp |   |    |        |    |    | Totals          | 2                 | 3   | 0  | 17     | +5 | 16 |  |  |  |
| Totals |                    | 1   | 1 | 2  | 40     | -5 | 11 |                 |                   |     |    |        |    |    |  |  |  |

Three stars:  
1. None  
2. None  
3. None

Officials:  
Referee: Krissy Langley  
Referee: Leah Wrazidlo  
Linesman: Alicia Hanrahan  
Linesman: Gui Bradshaw

### GOALTENDERS

| #  | Colgate          | Dec | Min   | GA | 1 | 2 | 3 | OT | Saves | ## | Penn State       | Dec | Min   | GA | 1  | 2  | 3  | OT | Saves |
|----|------------------|-----|-------|----|---|---|---|----|-------|----|------------------|-----|-------|----|----|----|----|----|-------|
| 29 | Brooks, Brittney | OTL | 62:44 | 2  | 4 | 4 | 7 | 0  | 15    | 37 | Paniccia, Nicole | W   | 62:44 | 1  | 13 | 14 | 10 | 2  | 39    |

### PENALTY SUMMARY

| Prd | Player           | Team | MinOffense | Time     |
|-----|------------------|------|------------|----------|
| 1st | Rastrick, Hannah | COL  | 2.Holding  | 07:57 PP |

Win-Paniccia, Nicole (1-9-2). Loss-Brooks, Brittney (3-7-1).  
Penn State Timeout, 16:59 -- 2nd Period  
Colgate Timeout, 16:12 -- 3rd Period

## JAN. 10, 2014: COLGATE 3, PENN STATE 2 (OT)

Colgate (5-13-2, 2-8-0 ECAC) vs. Penn State (3-17-2, 1-9-0 CHA)  
Date: Jan 10, 2014 • Location: University Park, Pa. • Arena: Pegula Ice Arena  
Attendance: 474 • Start time: 7:00 pm • End time: 9:01 • Total time: 2:01

| Prd | Time      | Team | Scored by            | Assists                             | Vis. on ice    | Home on ice  |
|-----|-----------|------|----------------------|-------------------------------------|----------------|--------------|
| 1.  | 2nd 04:55 | COL  | EV Kueber, Melissa/3 | Volpe, Taylor/4                     | 19,22,26,25,25 | 16,20,40,62  |
| 2.  | 2nd 06:43 | PSU  | EV Holdcroft, Jill/4 | -                                   | 19,22,13,5,17  | 19,6,12,27,4 |
| 3.  | 2nd 15:02 | PSU  | EV Gross, Taylor/7   | Yoxheimer, Shann/7                  | 16,3,9,26      | 24,27,6,40   |
| 4.  | 3rd 17:55 | COL  | EV Volpe, Taylor/4   | Rastrick, Hannah/2<br>Case, Katie/3 | 22,25,19,5,9   | 22,17,9,18,2 |
| 5.  | OT 03:55  | COL  | PP Volpe, Taylor/5   | -                                   | 22,9,5,19,13   | 20,24,6,4    |

| Goals by Period | Team | 1 | 2 | 3 | OT | Total |
|-----------------|------|---|---|---|----|-------|
| COL             |      | 0 | 1 | 1 | 1  | 3     |
| PSU             |      | 0 | 2 | 0 | 0  | 2     |

| Shots by Period | Team | 1  | 2  | 3  | OT | Total |
|-----------------|------|----|----|----|----|-------|
| COL             |      | 7  | 7  | 13 | 5  | 32    |
| PSU             |      | 11 | 15 | 4  | 2  | 32    |

### TEAM SUMMARY

| #      | Colgate            | G   | A | Pi | Sh +/- | BI | # | Penn State      | G                 | A   | Pi | Sh +/- | BI |    |  |  |  |  |
|--------|--------------------|-----|---|----|--------|----|---|-----------------|-------------------|-----|----|--------|----|----|--|--|--|--|
| 2      | Potolichio, Caroli | 0   | 0 | 0  | 0      | 0  | 2 | Bateman, Jeanet | 0                 | 0   | 0  | 0      | -1 |    |  |  |  |  |
| 3      | Giannopoulos, St   | 0   | 0 | 0  | 2      | -1 | 0 | 4               | Pardoski, Jordyn  | 0   | 0  | 2      | +1 | 1  |  |  |  |  |
| 4      | Simpson, Jocely    | 0   | 0 | 0  | 3      | 0  | 0 | 6               | Reihl, Lindsay    | 0   | 0  | 0      | 0  | +3 |  |  |  |  |
| 5      | Craig, Taylor      | 0   | 0 | 0  | 1      | +1 | 0 | 9               | Petersen, Amy     | 0   | 0  | 0      | 3  | -1 |  |  |  |  |
| 8      | Drubel, Miriam     | 0   | 0 | 0  | 2      | 0  | 1 | 10              | Catanzariti, Mica | 0   | 0  | 0      | 0  | 0  |  |  |  |  |
| 9      | Cass, Katie        | 0   | 1 | 0  | 1      | 0  | 1 | 12              | Nielsen, Sarah    | 0   | 0  | 0      | 1  | +1 |  |  |  |  |
| 12     | Walsh, Rachel      | 0   | 0 | 0  | 3      | 0  | 0 | 13              | Rasmussen, Ken    | 0   | 0  | 0      | 0  | 0  |  |  |  |  |
| 13     | Wickens, Megan     | 0   | 0 | 0  | 2      | -1 | 1 | 15              | Desorcie, Jess    | 0   | 0  | 0      | 0  | 0  |  |  |  |  |
| 16     | Parker, Katelyn    | 0   | 0 | 0  | 0      | -1 | 1 | 16              | Hoenschell, Hann  | 0   | 0  | 0      | 4  | -1 |  |  |  |  |
| 17     | Haus, Kayla        | 0   | 0 | 0  | 1      | -1 | 0 | 17              | Jahnke, Paige     | 0   | 0  | 0      | 1  | -0 |  |  |  |  |
| 18     | Gass, Nicole       | 0   | 0 | 0  | 4      | 0  | 0 | 18              | Bowman, Laura     | 0   | 0  | 0      | 5  | -1 |  |  |  |  |
| 19     | Kueber, Melissa    | 1   | 0 | 0  | 3      | +1 | 0 | 19              | Holdcroft, Jill   | 1   | 0  | 0      | 3  | +1 |  |  |  |  |
| 22     | Volpe, Taylor      | 2   | 1 | 2  | 6      | +1 | 0 | 20              | Laurenzi, Emily   | 0   | 0  | 0      | 1  | -1 |  |  |  |  |
| 24     | DiBella, Aimee     | 0   | 0 | 0  | 1      | 0  | 1 | 21              | Wilkie, Sarah     | 0   | 0  | 0      | 0  | 0  |  |  |  |  |
| 25     | Rastrick, Hannah   | 0   | 1 | 2  | 2      | +3 | 3 | 22              | Welch, Jenna      | 0   | 0  | 0      | 2  | -1 |  |  |  |  |
| 26     | Quirion, Cat       | 0   | 0 | 0  | 0      | 0  | 0 | 24              | Gross, Taylor     | 1   | 0  | 0      | 1  | +1 |  |  |  |  |
| 33     | Trautz, Liz        | 0   | 0 | 0  | 1      | 0  | 0 | 27              | Seward, Kelly     | 0   | 0  | 0      | 4  | +1 |  |  |  |  |
| 81     | Roche, Annie       | 0   | 0 | 0  | 0      | 0  | 0 | 40              | Yoxheimer, Shan   | 0   | 1  | 0      | 7  | 0  |  |  |  |  |
| 1      | TEAM               | 0   | 0 | 0  | 0      | 0  | 0 | 37              | Paniccia, Nicole  | dnp |    |        |    |    |  |  |  |  |
| 1      | Allen, Susan       | dnp |   |    |        |    |   | Totals          | 2                 | 1   | 8  | 32     | -1 | 17 |  |  |  |  |
| 35     | Rando, Ashlynn     | dnp |   |    |        |    |   |                 |                   |     |    |        |    |    |  |  |  |  |
| Totals |                    | 3   | 3 | 8  | 32     | +1 | 8 |                 |                   |     |    |        |    |    |  |  |  |  |

### GOALT





# NITTANY LION WOMEN'S HOCKEY

## FEB. 8, 2014: LINDENWOOD 2, PENN STATE 1

Lindenwood (4-21-3, 4-10-1 CHA) vs. Penn State (4-22-3, 1-13-1 CHA)  
Date: Feb 08, 2014 • Location: University Park, Pa. • Arena: Pegula Ice Arena  
Attendance: 611 • Start time: 12:00 pm • End time: 2:02 • Total time: 2:02

| Prd | Time      | Team | Scored by         | Assists                               | Vis. on ice   | Home on ice   | Goals by Period                             |
|-----|-----------|------|-------------------|---------------------------------------|---------------|---------------|---|
| 1.  | 1st 09:27 | LU   | EV West,Alyssa/6  | Atkinson,Carrie/3                     | 21,24,16,12   | 22,20,9,13,2  | Team 1 2 3 Tot<br>LU 2 0 0 2<br>PSU 0 1 0 1 |
| 2.  | 1st 12:44 | LU   | PP Post,Caitlyn/4 | Witwicke,Chelsea/4                    | 5,25,18,20,21 | 24,20,27,6    |   |
| 3.  | 2nd 03:25 | PSU  | EV Welch, Jenna/1 | Erickson,Katie/7<br>Holdcroft, Jill/3 | 12,16,24,4,9  | 22,19,13,12,4 |   |

| TEAM SUMMARY |                  |     |   |    |    |     |    |        |                    |     |   |    |    |     |    |
|--------------|------------------|-----|---|----|----|-----|----|--------|--------------------|-----|---|----|----|-----|----|
| #            | Lindenwood       | G   | A | Pi | Sh | +/- | BI | #      | Penn State         | G   | A | Pi | Sh | +/- | BI |
| 3            | Welch,Rachel     | 0   | 0 | 0  | 0  | 0   | 0  | 2      | Bateman, Jeanet    | 0   | 0 | 0  | 0  | -1  | 3  |
| 4            | Atkinson,Carrie  | 0   | 1 | 0  | 2  | 0   | 2  | 4      | Pardoski, Jordn    | 0   | 0 | 0  | 3  | +1  | 0  |
| 5            | Post,Caitlyn     | 1   | 0 | 0  | 2  | 0   | 0  | 5      | Walkom, Stepha     | 0   | 0 | 0  | 0  | 0   | 0  |
| 7            | Kadjevic,Anja    | 0   | 0 | 0  | 0  | 0   | 0  | 6      | Reihl, Lindsay     | 0   | 0 | 2  | 1  | 0   | 2  |
| 8            | Cox,Megan        | 0   | 0 | 0  | 1  | 0   | 0  | 9      | Petersen, Amy      | 0   | 0 | 0  | 3  | -1  | 1  |
| 9            | Slattery,Jocelyn | 0   | 0 | 0  | 3  | -1  | 0  | 10     | Catanzariti, Mica  | 0   | 0 | 0  | 0  | 0   | 0  |
| 11           | Rash,Nicole      | 0   | 0 | 0  | 0  | 0   | 0  | 12     | Nielsen, Sarah     | 0   | 0 | 0  | 3  | +1  | 0  |
| 12           | Broad,Kendra     | 0   | 0 | 1  | 3  | 0   | 0  | 13     | Rasmussen, Ken     | 0   | 1 | 1  | 1  | 0   | 0  |
| 15           | Elledge,Leah     | 0   | 0 | 0  | 3  | 0   | 0  | 15     | Desorcie, Jess     | 0   | 0 | 1  | 1  | 0   | 0  |
| 16           | Kirkham,Lyndsa   | 0   | 0 | 2  | 1  | 0   | 1  | 16     | Hoenschell, Hann   | 0   | 0 | 2  | 0  | 0   | 0  |
| 18           | Erickson,Katie   | 0   | 1 | 0  | 4  | 0   | 0  | 17     | Jahnke, Paige      | 0   | 0 | 0  | 3  | 0   | 1  |
| 20           | Dietzler,Holly   | 0   | 0 | 0  | 0  | 0   | 0  | 18     | Bowman, Laura      | 0   | 0 | 0  | 4  | 0   | 0  |
| 21           | West,Alyssa      | 1   | 0 | 2  | 7  | +1  | 2  | 19     | Holdcroft, Jill    | 0   | 1 | 0  | 3  | +1  | 1  |
| 22           | Pedon,Brooke     | 0   | 0 | 0  | 0  | 0   | 1  | 20     | Laurenzi, Emily    | 0   | 0 | 0  | 2  | -1  | 1  |
| 23           | Pickar,Saville   | 0   | 0 | 0  | 1  | 0   | 5  | 22     | Welch, Jenna       | 1   | 0 | 4  | 2  | 0   | 0  |
| 24           | Nokelby,Katie    | 0   | 0 | 4  | 0  | 0   | 1  | 24     | Gross, Taylor      | 0   | 0 | 4  | 0  | 2   | 0  |
| 25           | Witwicke,Chelsea | 0   | 1 | 0  | 4  | 0   | 0  | 27     | Seward, Kelly      | 0   | 0 | 0  | 3  | 0   | 1  |
| 1            | Molotky,Alexis   | dnp |   |    |    |     |    | 40     | Yoxheimer, Shan    | 0   | 0 | 0  | 11 | 0   | 0  |
| Totals       |                  | 2   | 3 | 8  | 29 | 0   | 15 | 30     | Whittingler, Celin | dnp |   |    |    |     |    |
|              |                  |     |   |    |    |     |    | Totals |                    | 1   | 2 | 6  | 46 | 0   | 12 |

| Penalties-Minutes by Prd |         |         |       |     |     |  |  |  |  |
|--------------------------|---------|---------|-------|-----|-----|--|--|--|--|
| Prd                      | LU      | PSU     | Prd   | LU  | PSU |  |  |  |  |
| 1st                      | 1-1 (4) | 0-0 (0) | 1st   | 0-0 | 1-2 |  |  |  |  |
| 2nd                      | 0-0 (0) | 0-2 (2) | 2nd   | 2-4 | 0-0 |  |  |  |  |
| 3rd                      | 0-2 (1) | 0-2 (6) | 3rd   | 2-4 | 2-4 |  |  |  |  |
| Total                    | 1-3 (5) | 0-4 (8) | Total | 4-8 | 3-6 |  |  |  |  |

| Power Play Goals-Att (Sh) |     |     |       |     |     |  |  |  |  |
|---------------------------|-----|-----|-------|-----|-----|--|--|--|--|
| Prd                       | LU  | PSU | Prd   | LU  | PSU |  |  |  |  |
| 1st                       | 0-0 | 0-0 | 1st   | 0-0 | 1-2 |  |  |  |  |
| 2nd                       | 0-0 | 0-0 | 2nd   | 2-4 | 0-0 |  |  |  |  |
| 3rd                       | 0-0 | 0-0 | 3rd   | 2-4 | 2-4 |  |  |  |  |
| Total                     | 0-0 | 0-0 | Total | 4-8 | 3-6 |  |  |  |  |

Three stars:  
1. Hensley,Nicole  
2. Post,Caitlyn  
3. Welch, Jenna

Officials:  
Referee:Chris Katyl  
Referee:Tim Holtz  
Linesman:Justin Loomis  
Linesman:Connor Vankouwenberg  
Scorer:Mickey Boylan

## FEB. 15, 2014: #8 MERCYHURST 4, PENN STATE 0

Mercyhurst (20-7-3, 13-3-1 CHA) vs. Penn State (4-24-3, 1-15-1 CHA)  
Date: Feb 15, 2014 • Location: University Park, Pa. • Arena: Pegula Ice Arena  
Attendance: 779 • Start time: 8:00 pm • End time: 9:59 pm • Total time: 1:59

| Prd | Time      | Team | Scored by                | Assists                               | Vis. on ice   | Home on ice   | Goals by Period                             |
|-----|-----------|------|--------------------------|---------------------------------------|---------------|---------------|---|
| 1.  | 1st 09:04 | MU   | SH Christine Bestland/16 | Emily Janiga/20                       | 27,4,25,5     | 18,9,24,40,4  | Team 1 2 3 Tot<br>MU 1 2 3 4<br>PSU 0 0 0 0 |
| 2.  | 2nd 06:57 | MU   | EV Kaleigh Chippy/14     | J'nai Mahadeo/7                       | 8,18,13,5,21  | 27,19,22,6    |   |
| 3.  | 2nd 12:27 | MU   | EV Christie Cicero/21    | Shelby Bram/24                        | 21,8,15,25,13 | 24,20,13,4,40 |   |
| 4.  | 3rd 15:45 | MU   | PP Emily Janiga/15       | Jillian Skinner<br>Christie Cicero/17 | 4,25,27,16,21 | 9,18,2,17     |   |

| TEAM SUMMARY |                   |     |   |    |    |     |    |        |                   |     |   |    |    |     |    |
|--------------|-------------------|-----|---|----|----|-----|----|--------|-------------------|-----|---|----|----|-----|----|
| #            | Mercyhurst        | G   | A | Pi | Sh | +/- | BI | #      | Penn State        | G   | A | Pi | Sh | +/- | BI |
| 4            | Emily Janiga      | 1   | 1 | 0  | 3  | +1  | 0  | 2      | Bateman, Jeanet   | 0   | 0 | 0  | 0  | 0   | 0  |
| 5            | Molly Byrne       | 0   | 0 | 0  | 5  | +2  | 1  | 4      | Pardoski, Jordn   | 0   | 0 | 0  | 2  | -2  | 0  |
| 6            | Taylor Accursi    | 0   | 0 | 2  | 0  | 0   | 0  | 5      | Walkom, Stepha    | 0   | 0 | 0  | 0  | 0   | 0  |
| 7            | Hannah Bale       | 0   | 0 | 0  | 1  | 0   | 0  | 6      | Reihl, Lindsay    | 0   | 0 | 0  | 0  | -1  | 0  |
| 8            | Kaleigh Chippy    | 1   | 1 | 2  | 3  | +2  | 0  | 9      | Petersen, Amy     | 0   | 0 | 0  | 1  | -1  | 1  |
| 10           | Megan Whiddon     | 0   | 0 | 0  | 0  | 0   | 0  | 10     | Catanzariti, Mica | 0   | 0 | 0  | 0  | 0   | 0  |
| 13           | Shelby Bram       | 0   | 1 | 0  | 1  | +2  | 0  | 12     | Nielsen, Sarah    | 0   | 0 | 0  | 0  | -2  | 0  |
| 14           | Maggie Rothger    | 0   | 0 | 0  | 0  | 0   | 0  | 13     | Rasmussen, Ken    | 0   | 0 | 2  | 0  | -1  | 0  |
| 15           | Paige Horton      | 0   | 0 | 0  | 1  | +1  | 1  | 16     | Hoenschell, Hann  | 0   | 0 | 2  | 0  | 0   | 0  |
| 16           | Jenna Dingeldein  | 0   | 0 | 0  | 2  | 0   | 0  | 17     | Jahnke, Paige     | 0   | 0 | 0  | 0  | 0   | 3  |
| 18           | J'nai Mahadeo     | 0   | 1 | 0  | 3  | +1  | 0  | 18     | Bowman, Laura     | 0   | 0 | 0  | 2  | -1  | 0  |
| 20           | Kathy Donohue     | 0   | 0 | 0  | 3  | 0   | 0  | 19     | Holdcroft, Jill   | 0   | 0 | 0  | 2  | -1  | 3  |
| 21           | Christie Cicero   | 1   | 1 | 0  | 4  | +2  | 0  | 20     | Laurenzi, Emily   | 0   | 0 | 0  | 1  | -1  | 1  |
| 24           | Jaclyn Arbour     | 0   | 0 | 0  | 1  | +2  | 0  | 22     | Welch, Jenna      | 0   | 0 | 0  | 2  | -1  | 0  |
| 25           | Jillian Skinner   | 0   | 0 | 0  | 1  | +1  | 0  | 23     | Shaw, Birdie      | 0   | 0 | 0  | 0  | 0   | 0  |
| 26           | Caroline Luzzak   | 0   | 0 | 2  | 0  | 0   | 0  | 24     | Gross, Taylor     | 0   | 0 | 2  | 1  | -2  | 1  |
| 27           | Christine Bestlan | 1   | 1 | 2  | 5  | +1  | 0  | 27     | Seward, Kelly     | 0   | 0 | 0  | 0  | -1  | 1  |
| 28           | Lauren Kilroy     | 0   | 0 | 0  | 1  | 0   | 0  | 40     | Yoxheimer, Shan   | 0   | 0 | 0  | 7  | -2  | 1  |
| 29           | Julia DiTondo     | dnp |   |    |    |     |    | 37     | Paniccia, Nicole  | dnp |   |    |    |     |    |
| Totals       |                   | 4   | 7 | 10 | 34 | +1  | 3  | Totals |                   | 0   | 0 | 8  | 18 | -15 | 16 |

| Penalties-Minutes by Prd |         |         |       |         |         |  |  |  |  |
|--------------------------|---------|---------|-------|---------|---------|--|--|--|--|
| Prd                      | MU      | PSU     | Prd   | MU      | PSU     |  |  |  |  |
| 1st                      | 0-1 (2) | 0-1 (0) | 1st   | 0-1 (2) | 0-1 (0) |  |  |  |  |
| 2nd                      | 0-1 (2) | 0-1 (1) | 2nd   | 0-1 (2) | 0-1 (1) |  |  |  |  |
| 3rd                      | 1-2 (4) | 0-3 (4) | 3rd   | 1-2 (4) | 0-3 (4) |  |  |  |  |
| Total                    | 1-4 (8) | 0-5 (5) | Total | 1-4 (8) | 0-5 (5) |  |  |  |  |

| Power Play Goals-Att (Sh) |     |     |       |     |     |  |  |  |  |
|---------------------------|-----|-----|-------|-----|-----|--|--|--|--|
| Prd                       | MU  | PSU | Prd   | MU  | PSU |  |  |  |  |
| 1st                       | 0-0 | 0-0 | 1st   | 0-0 | 0-0 |  |  |  |  |
| 2nd                       | 0-0 | 0-0 | 2nd   | 0-0 | 0-0 |  |  |  |  |
| 3rd                       | 0-0 | 0-0 | 3rd   | 0-0 | 0-0 |  |  |  |  |
| Total                     | 0-0 | 0-0 | Total | 0-0 | 0-0 |  |  |  |  |

Three stars:  
1. Emily Janiga  
2. Kaleigh Chippy  
3. Amanda Makela

Officials:  
Referee:Rick Jebb  
Referee:Erik Geller  
Linesman:Kylar Speice  
Linesman:Dorsey Dick  
Scorer:Jeremy Fallis

| GOALTENDERS |                |     |       |    |    |   |    |       |    |                  |     |       |    |   |    |   |       |
|-------------|----------------|-----|-------|----|----|---|----|-------|----|------------------|-----|-------|----|---|----|---|-------|
| #           | Lindenwood     | Dec | Min   | GA | 1  | 2 | 3  | Saves | #  | Penn State       | Dec | Min   | GA | 1 | 2  | 3 | Saves |
| 29          | Hensley,Nicole | W   | 60:00 | 1  | 15 | 9 | 21 | 45    | 37 | Paniccia, Nicole | L   | 58:09 | 2  | 9 | 14 | 4 | 27    |
|             |                |     |       |    |    |   |    |       |    | EMPTY NET        |     |       |    |   |    |   | 0     |
|             |                |     |       |    |    |   |    |       |    |                  |     |       |    |   |    |   | 0     |

| PENALTY SUMMARY |                |      |                  |          |     |                |      |            |          |
|-----------------|----------------|------|------------------|----------|-----|----------------|------|------------|----------|
| Prd             | Player         | Team | MinOffense       | Time     | Prd | Player         | Team | MinOffense | Time     |
| 1st             | Welch, Jenna   | PSU  | 2.Interference   | 11:26 PP | 3rd | Nokelby,Katie  | LU   | 2.Hooking  | 06:17    |
| 2nd             | West,Alyssa    | LU   | 2.Cross-Checking | 06:40 PP | 3rd | Reihl, Lindsay | PSU  | 2.Holding  | 13:57 PP |
| 2nd             | Kirkham,Lyndsa | LU   | 2.Holding        | 12:48 PP | 3rd | Nokelby,Katie  | LU   | 2.Holding  | 17:54 PP |
| 3rd             | Welch, Jenna   | PSU  | 2.Interference   | 05:41 PP |     |                |      |            |          |

Win-Hensley,Nicole (4-20-2). Loss-Paniccia, Nicole (1-13-2).  
PSU takes its timeout at 17:54 of the third  
Lindenwood takes its timeout at 18:17 of the third

| GOALTENDERS |               |     |       |    |   |   |    |       |    |                     |     |       |    |    |   |    |       |
|-------------|---------------|-----|-------|----|---|---|----|-------|----|---------------------|-----|-------|----|----|---|----|-------|
| #           | Mercyhurst    | Dec | Min   | GA | 1 | 2 | 3  | Saves | #  | Penn State          | Dec | Min   | GA | 1  | 2 | 3  | Saves |
| 34          | Amanda Makela | W   | 59:55 | 0  | 3 | 4 | 11 | 18    | 30 | Whittingler, Celine | L   | 60:00 | 4  | 10 | 9 | 11 | 30    |
|             |               |     |       |    |   |   |    |       |    | EMPTY NET           |     |       |    |    |   |    | 0     |
|             |               |     |       |    |   |   |    |       |    |                     |     |       |    |    |   |    | 0     |

| PENALTY SUMMARY |                   |      |                 |          |     |                    |      |                |          |
|-----------------|-------------------|------|-----------------|----------|-----|--------------------|------|----------------|----------|
| Prd             | Player            | Team | MinOffense      | Time     | Prd | Player             | Team | MinOffense     | Time     |
| 1st             | Kaleigh Chippy    | MU   | 2.Hooking       | 08:30 PP | 3rd | Christine Bestland | MU   | 2.Interference | 05:08 PP |
| 1st             | Welch, Jenna      | PSU  | 2.Roughing      | 17:56 PP | 3rd | Caroline Luzzak    | MU   | 2.Holding      | 05:17 PP |
| 2nd             | Rasmussen, Kendra | PSU  | 2.Body Checking | 08:21 PP | 3rd | Jillian Skinner    | MU   | 2.Tripping     | 10:01 PP |
| 2nd             | Taylor Accursi    | MU   | 2.Body Checking | 13:30 PP | 3rd | Pardoski, Jordn    | PSU  | 2.Hooking      | 15:14 PP |
| 3rd             | Gross, Taylor     | PSU  | 2.Holding       | 04:20 PP |     |                    |      |                |          |

Win-Amanda Makela (18-6-3). Loss-Whittingler, Celine (3-10-1).

## FEB. 9, 2014: LINDENWOOD 4, PENN STATE 3 (OT)

Lindenwood (5-21-2, 5-10-1 CHA) vs. Penn State (4-22-4, 1-13-2 CHA)  
Date: Feb 09, 2014 • Location: University Park, Pa. • Arena: Pegula Ice Arena  
Attendance: 487 • Start time: 12:00pm • End time: 2:04pm • Total time: 2:04

| Prd | Time      | Team | Scored by             | Assists              | Vis. on ice   | Home on ice     | Goals by Period                                    |
|-----|-----------|------|-----------------------|----------------------|---------------|-----------------|--|
| 1.  | 1st 11:52 | PSU  | EV Petersen, Amy/4    | Hoenschell, Hanna/9  | 16,18,20,25,8 | 9,16,18,2,17    | Team 1 2 3 OT Tot<br>LU 2 1 0 1 4<br>PSU 1 0 2 0 3 |
| 2.  | 1st 15:28 | LU   | PP Erickson,Katie/6   | Bowman, Laura/5      | 18,21,25,5,20 | 12,9,6,27       |  |
| 3.  | 1st 19:09 | LU   | EV Slattery,Jocelyn/6 | Witwicke,Chelsea/8   | 16,16,24,24,4 | 40,24,20,17,2   |  |
| 4.  | 2nd 01:22 | LU   | PP Kirkham,Lyndsa/5   | Kirkham,Lyndsa/8     | 9,16,12,24,4  | 40,24,20,17,2   |  |
| 5.  | 3rd 09:45 | PSU  | EV Bowman, Laura/9    | Welch,Rachel/1       | 16,3,9,24,12  | 9,6,27,12       |  |
| 6.  | 3rd 18:24 | PSU  | EV Pardoski, Jordn/3  | Hoenschell, Hanna/10 | 15,22,20,23,3 | 18,16,9,6,4     |  |
| 7.  | OT 03:20  | LU   | EV Broad,Kendra/7     | Petersen, Amy/9      | 12,22,8,18,25 | 4,27,24,9,18,40 |  |

| TEAM SUMMARY |                  |   |   |    |    |     |    |    |                   |   |   |    |    |     |    |
|--------------|------------------|---|---|----|----|-----|----|----|-------------------|---|---|----|----|-----|----|
| #            | Lindenwood       | G | A | Pi | Sh | +/- | BI | #  | Penn State        | G | A | Pi | Sh | +/- | BI |
| 3            | Welch,Rachel     | 0 | 1 | 2  | -1 | 0   | 0  | 2  | Bateman, Jeanet   | 0 | 0 | 0  | 2  | -1  | 0  |
| 4            | Atkinson,Carrie  | 0 | 0 | 0  | 0  | 0   | 0  | 4  | Pardoski, Jordn   | 1 | 0 | 0  | 3  | +1  | 0  |
| 5            | Post,Caitlyn     | 0 | 0 | 2  | 3  | 0   | 1  | 5  | Walkom, Stepha    | 0 | 0 | 0  | 0  | 0   | 0  |
| 7            | Kadjevic,Anja    | 0 | 0 | 0  | 0  | 0   | 0  | 6  | Reihl, Lindsay    | 0 | 0 | 0  | 1  | +2  | 0  |
| 8            | Cox,Megan        | 0 | 0 | 0  | 0  | -1  | 2  | 9  | Petersen, Amy     | 1 | 1 | 0  | 4  | +2  | 0  |
| 9            | Slattery,Jocelyn | 1 | 1 | 0  | 2  | +1  | 0  | 10 | Catanzariti, Mica | 0 | 0 | 0  | 0  | 0   | 0  |
| 11           | Rash,Nicole      | 0 | 0 | 0  | 0  | 0   | 0  | 12 | Nielsen, Sarah    | 0 | 0 | 0  | 5  | 0   | 0  |
| 12           | Broad,Kendra     | 1 | 1 | 0  | 3  | +4  | 1  | 13 | Rasmussen, Ken    | 0 | 0 | 2  | 2  | 0   | 0  |
| 15           | Elledge,Leah     | 0 | 0 | 0  | 1  | -1  | 0  | 15 | Desorcie, Jess    | 0 | 0 | 0  | 0  | 0   | 0  |
| 16           | Kirkham,Lyndsa   | 1 | 2 | 0  | 3  | +1  | 1  | 16 | Hoenschell, Hann  | 2 | 2 | 0  | 5  | +1  | 0  |
| 18           | Erickson,Katie   | 1 | 0 | 2  | 5  | -2  | 1  | 17 | Jahnke, Paige     | 0 | 0 | 0  | 0  | 0   | 0  |
| 20           | Dietzler,Holly   | 0 | 0 | 0  | 3  | -2  | 1  | 18 | Bowman, Laura     | 1 | 1 | 4  | 2  | +2  | 1  |
| 21           | West,Alyssa      | 0 | 1 | 2  | 0  | 0   | 1  | 19 | Holdcroft, Jill   | 0 | 0 | 0  | 1  | 0   | 1  |
| 22           | Pedon,Brooke     | 0 | 0 | 0  | 0  | -1  | 1  | 20 | Laurenzi, Emily   | 0 | 0 | 0  | 1  | -1  | 0  |
| 23           | Pickar,Saville   | 0 | 0 | 0  | 2  | -1  | 1  | 22 | Welch, Jenna      | 0 | 0 | 0  | 2  | 0   | 2  |
| 24           | Nokelby,Katie    | 0 | 0 | 0  | 1  | +2  | 2  | 24 | Gross, Taylor     | 0 | 1 | 0  | 5  | 0   | 1  |
| 25           | Witwicke,Chelsea | 0 | 1 | 0  | 0  | -2  | 2  | 27 | Seward, Kelly     | 0 | 1 | 0  | 1  | +1  | 0  |
| 1            | TEAM             | 0 | 0 | 2  | 0  | 0   | 0  | 40 | Yoxheimer, Shan   | 0 | 0 |    |    |     |    |



# NITTANY LION WOMEN'S HOCKEY

## FEB. 21, 2014: ROBERT MORRIS 5, PENN STATE 2

Penn State (4-26-3 (1-17-1 CHA)) vs. Robert Morris (23-7-3 (12-5-1 CHA))  
 Date: Feb 21, 2014 • Location: Pittsburgh, Pa. • Arena: 84 Lumber Arena  
 Attendance: 313 • Start time: 3:05 pm • End time: 5:01 pm • Total time: 1:56

| Prd  | Time      | Team | Scored by              | Assists             | Vis. on ice           | Home on ice         | Goals by Period                  |         |         |    |     |
|------|-----------|------|------------------------|---------------------|-----------------------|---------------------|----------------------------------|---------|---------|----|-----|
| Team | 1         | 2    | 3                      | Tot                 | Team                  | 1                   | 2                                | 3       | Tot     |    |     |
| 1.   | 1st 16:51 | RMU  | EV Scott, Katelyn/2    | Imbrogno, Thea/21   | 9, 4, 13, 18, 16      | 4, 19, 14, 3, 28    | PSU                              | 0       | 0       | 2  | 2   |
| 2.   | 2nd 01:25 | RMU  | PP Howard, Brittany/16 | Imbrogno, Thea/22   | 13, 4, 9, 18          | 3, 19, 24, 5, 11    | RMU                              | 1       | 2       | 2  | 5   |
| 3.   | 2nd 08:35 | RMU  | EV Fergus, Katie/6     | Vint, Rebecca/17    | 22, 12, 19, 6, 27     | 24, 21, 28, 14, 27  | <b>Shots by Period</b>           |         |         |    |     |
| 4.   | 3rd 04:23 | RMU  | EV Vint, Rebecca/22    | Collias, Maddie/7   | 20, 16, 6, 17, 24     | 24, 21, 19, 16, 28  | Team                             | 1       | 2       | 3  | Tot |
| 5.   | 3rd 04:58 | PSU  | EV Bowman, Laura/10    | Louis, Kylie St/8   | 11, 18, 16, 2, 22, 17 | 16, 28, 3, 27, 4    | PSU                              | 7       | 1       | 11 | 19  |
| 6.   | 3rd 09:50 | RMU  | EV Richards, Kristen/7 | Hoenshell, Hanna/11 | 19, 6, 12, 22, 27     | 11, 22, 9, 15, 6    | RMU                              | 18      | 17      | 10 | 45  |
| 7.   | 3rd 15:22 | PSU  | EV Petersen, Amy/5     | Welch, Jenna/1      | Garvey, Maeve/6       | Hoenshell, Hanna/12 | <b>Power Play Goals-Att (Sh)</b> |         |         |    |     |
|      |           |      |                        |                     |                       |                     | Prd                              | PSU     | RMU     |    |     |
|      |           |      |                        |                     |                       |                     | 1st                              | 0-0 (0) | 0-0 (0) |    |     |
|      |           |      |                        |                     |                       |                     | 2nd                              | 0-1 (0) | 1-1 (1) |    |     |
|      |           |      |                        |                     |                       |                     | 3rd                              | 0-1 (1) | 0-1 (0) |    |     |
|      |           |      |                        |                     |                       |                     | Total                            | 0-2 (1) | 1-2 (1) |    |     |

| TEAM SUMMARY |                   |     |   |    |        |     |    |                   |                 |     |    |        |    |    |
|--------------|-------------------|-----|---|----|--------|-----|----|-------------------|-----------------|-----|----|--------|----|----|
| #            | Penn State        | G   | A | Pi | Sh +/- | BI  | #  | Robert Morris     | G               | A   | Pi | Sh +/- | BI |    |
| 2            | Bateman, Jeanet   | 0   | 0 | 0  | +2     | 1   | 3  | Howard, Brittany  | 1               | 0   | 2  | 5      | -1 | 0  |
| 4            | Pardoski, Jordyn  | 0   | 0 | 0  | -1     | 0   | 4  | Scott, Katelyn    | 1               | 0   | 0  | 4      | -1 | 0  |
| 5            | Walkom, Stepha    | 0   | 0 | 0  | 0      | 1   | 5  | Lauziere, Annelin | 0               | 0   | 0  | 0      | 0  | 0  |
| 6            | Reihl, Lindsay    | 0   | 0 | 0  | -3     | 2   | 6  | Gunn, Kelsey      | 0               | 0   | 0  | 0      | 2  | 2  |
| 9            | Petersen, Amy     | 1   | 0 | 0  | 2      | 1   | 9  | Louis, Kylie St   | 0               | 1   | 1  | 0      | +2 | 1  |
| 10           | Catanzarli, Mica  | 0   | 0 | 0  | 0      | 0   | 10 | Melleur, Rikki    | 0               | 0   | 0  | 2      | 0  | 0  |
| 12           | Nielsen, Sarah    | 0   | 0 | 0  | -2     | 0   | 11 | Richards, Kristen | 1               | 0   | 0  | 4      | +1 | 4  |
| 13           | Rasmussen, Ken    | 0   | 0 | 0  | -1     | 1   | 14 | Lowater, Mikaela  | 0               | 0   | 0  | 1      | +2 | 0  |
| 15           | Desorcie, Jess    | 0   | 0 | 0  | 0      | 0   | 15 | Garvey, Maeve     | 0               | 1   | 0  | 0      | +1 | 1  |
| 16           | Hoenshell, Hann   | 0   | 2 | 0  | 2      | 0   | 16 | Staniewski, Erin  | 0               | 1   | 2  | 3      | -1 | 1  |
| 17           | Jahnke, Paige     | 0   | 0 | 0  | +1     | 1   | 17 | Gamble, Anissa    | 0               | 0   | 0  | 0      | 0  | 0  |
| 18           | Bowman, Laura     | 1   | 0 | 0  | 2      | +1  | 19 | Imbrogno, Thea    | 0               | 2   | 0  | 5      | +2 | 1  |
| 19           | Holdcroft, Jill   | 0   | 0 | 2  | -2     | 1   | 21 | Collias, Maddie   | 0               | 2   | 0  | 1      | +2 | 1  |
| 20           | Laurenzi, Emily   | 0   | 0 | 2  | -1     | 2   | 22 | Vesci, Ashley     | 0               | 1   | 0  | 4      | +1 | 0  |
| 22           | Welch, Jenna      | 0   | 1 | 0  | 5      | -1  | 24 | Vint, Rebecca     | 1               | 1   | 0  | 5      | +2 | 0  |
| 24           | Gross, Taylor     | 0   | 0 | 0  | 1      | -2  | 26 | Johnston, Macken  | 0               | 0   | 0  | 2      | 0  | 0  |
| 27           | Seward, Kelly     | 0   | 0 | 0  | 1      | -2  | 27 | Fergus, Katie     | 1               | 0   | 0  | 4      | -1 | 0  |
| 40           | Yoxheimer, Shan   | 0   | 0 | 0  | 3      | 0   | 28 | Pollock, Brandi   | 0               | 0   | 0  | 3      | +2 | 1  |
| 30           | Whitlinger, Celin | dnp |   |    |        |     | 29 | Catherine, Carley | dnp             |     |    |        |    |    |
| Totals       |                   | 2   | 3 | 4  | 19     | -10 | 16 | 31                | Vinet, Courtney | dnp |    |        |    |    |
|              |                   |     |   |    |        |     |    | Totals            | 5               | 9   | 4  | 45     | +1 | 12 |

| GOALTENDERS |                  |     |       |    |    |    |   |       |   |                |     |       |    |   |   |   |       |
|-------------|------------------|-----|-------|----|----|----|---|-------|---|----------------|-----|-------|----|---|---|---|-------|
| #           | Penn State       | Dec | Min   | GA | 1  | 2  | 3 | Saves | # | Robert Morris  | Dec | Min   | GA | 1 | 2 | 3 | Saves |
| 37          | Paniccia, Nicole | L   | 60:00 | 5  | 17 | 15 | 8 | 40    | 1 | Dodds, Jessica | W   | 60:00 | 2  | 7 | 1 | 9 | 17    |

| PENALTY SUMMARY |                  |      |      |         |          |     |                  |      |      |          |          |  |  |
|-----------------|------------------|------|------|---------|----------|-----|------------------|------|------|----------|----------|--|--|
| Prd             | Player           | Team | Min  | Offense | Time     | Prd | Player           | Team | Min  | Offense  | Time     |  |  |
| 2nd             | Laurenzi, Emily  | PSU  | 2:00 | Hooking | 00:34 PP | 3rd | Staniewski, Erin | RMU  | 2:00 | Tripping | 10:49 PP |  |  |
| 2nd             | Howard, Brittany | RMU  | 2:00 | Hooking | 12:22 PP | 3rd | Holdcroft, Jill  | PSU  | 2:00 | Tripping | 19:32 PP |  |  |

Win-Dodds, Jessica (20-4-3). Loss-Paniccia, Nicole (1-16-2).

## FEB. 22, 2014: ROBERT MORRIS 4, PENN STATE 0

Penn State (4-27-3 (1-18-1 CHA)) vs. Robert Morris (24-7-3 (13-5-2 CHA))  
 Date: Feb 22, 2014 • Location: Pittsburgh, Pa. • Arena: 84 Lumber Arena  
 Attendance: 367 • Start time: 3:05 pm • End time: 5:03 pm • Total time: 1:58

| Prd  | Time      | Team | Scored by              | Assists         | Vis. on ice       | Home on ice      | Goals by Period        |    |     |    |     |
|------|-----------|------|------------------------|-----------------|-------------------|------------------|------------------------|----|-----|----|-----|
| Team | 1         | 2    | 3                      | Tot             | Team              | 1                | 2                      | 3  | Tot |    |     |
| 1.   | 1st 12:06 | RMU  | SH Vint, Rebecca/23    | -               | 40, 4, 24, 18, 9  | 24, 19, 6, 28    | PSU                    | 0  | 0   | 0  | 0   |
| 2.   | 2nd 13:05 | RMU  | EV Howard, Brittany/17 | Gunn, Kelsey/3  | 19, 22, 12, 4, 13 | 3, 4, 27, 6, 16  | RMU                    | 1  | 1   | 2  | 4   |
| 3.   | 3rd 06:51 | RMU  | EV Garvey, Maeve/8     | Vesci, Ashley/8 | 9, 16, 18, 6, 27  | 15, 22, 9, 8, 11 | <b>Shots by Period</b> |    |     |    |     |
| 4.   | 3rd 17:33 | RMU  | EN Vesci, Ashley/6     | Garvey, Maeve/7 | 40, 24, 20, 21, 7 | 22, 15, 9, 19    | Team                   | 1  | 2   | 3  | Tot |
|      |           |      |                        |                 |                   |                  | PSU                    | 4  | 8   | 10 | 22  |
|      |           |      |                        |                 |                   |                  | RMU                    | 11 | 14  | 8  | 33  |

| TEAM SUMMARY |                   |     |   |    |        |     |    |                  |                   |     |    |        |    |    |   |
|--------------|-------------------|-----|---|----|--------|-----|----|------------------|-------------------|-----|----|--------|----|----|---|
| #            | Penn State        | G   | A | Pi | Sh +/- | BI  | #  | Robert Morris    | G                 | A   | Pi | Sh +/- | BI |    |   |
| 2            | Bateman, Jeanet   | 0   | 0 | 0  | -1     | 2   | 3  | Howard, Brittany | 1                 | 0   | 0  | 4      | +1 | 2  |   |
| 4            | Pardoski, Jordyn  | 0   | 0 | 0  | -2     | 3   | 4  | Scott, Katelyn   | 0                 | 0   | 0  | 2      | +1 | 1  |   |
| 5            | Walkom, Stepha    | 0   | 0 | 0  | 0      | 0   | 6  | Gunn, Kelsey     | 0                 | 1   | 0  | 1      | +2 | 4  |   |
| 6            | Reihl, Lindsay    | 0   | 0 | 0  | -1     | 1   | 8  | Eady, Megan      | 0                 | 0   | 0  | 0      | +1 | 1  |   |
| 9            | Petersen, Amy     | 0   | 0 | 0  | -2     | 1   | 9  | Louis, Kylie St  | 0                 | 1   | 2  | 2      | +2 | 0  |   |
| 10           | Catanzarli, Mica  | 0   | 0 | 0  | 0      | 0   | 10 | Melleur, Rikki   | 0                 | 0   | 0  | 0      | 0  | 0  |   |
| 12           | Nielsen, Sarah    | 0   | 0 | 2  | 3      | -1  | 0  | 11               | Richards, Kristen | 0   | 1  | 0      | 2  | +1 | 1 |
| 13           | Rasmussen, Ken    | 0   | 0 | 0  | 0      | -1  | 1  | 14               | Lowater, Mikaela  | 0   | 0  | 0      | 0  | 2  | 2 |
| 15           | Desorcie, Jess    | 0   | 0 | 0  | 0      | 0   | 0  | 15               | Garvey, Maeve     | 1   | 1  | 0      | 3  | +2 | 0 |
| 16           | Hoenshell, Hann   | 0   | 0 | 0  | 0      | -1  | 1  | 16               | Staniewski, Erin  | 0   | 0  | 0      | 0  | +1 | 2 |
| 17           | Jahnke, Paige     | 0   | 0 | 0  | 0      | -1  | 1  | 17               | Gamble, Anissa    | 0   | 0  | 0      | 3  | 0  | 0 |
| 18           | Bowman, Laura     | 0   | 0 | 0  | 5      | -2  | 1  | 19               | Imbrogno, Thea    | 0   | 0  | 0      | 3  | +2 | 1 |
| 19           | Holdcroft, Jill   | 0   | 0 | 0  | 2      | -1  | 2  | 21               | Collias, Maddie   | 0   | 0  | 4      | 5  | 0  | 0 |
| 20           | Laurenzi, Emily   | 0   | 0 | 2  | 1      | -2  | 2  | 22               | Vesci, Ashley     | 1   | 1  | 0      | 2  | +2 | 0 |
| 22           | Welch, Jenna      | 0   | 0 | 4  | 2      | -1  | 1  | 24               | Vint, Rebecca     | 1   | 0  | 0      | 5  | +1 | 1 |
| 24           | Gross, Taylor     | 0   | 0 | 0  | 2      | -2  | 4  | 26               | Johnston, Macken  | 0   | 0  | 0      | 0  | 1  | 1 |
| 27           | Seward, Kelly     | 0   | 0 | 0  | 0      | -1  | 0  | 27               | Fergus, Katie     | 0   | 1  | 0      | 1  | +1 | 0 |
| 40           | Yoxheimer, Shan   | 0   | 0 | 0  | 4      | -2  | 1  | 28               | Pollock, Brandi   | 0   | 0  | 0      | 0  | +1 | 2 |
| 30           | Whitlinger, Celin | dnp |   |    |        |     |    | 29               | Catherine, Carley | dnp |    |        |    |    |   |
| Totals       |                   | 0   | 0 | 8  | 22     | -20 | 21 | 31               | Vinet, Courtney   | dnp |    |        |    |    |   |
|              |                   |     |   |    |        |     |    | Totals           | 4                 | 6   | 6  | 33     | +1 | 18 |   |

| GOALTENDERS |                  |     |       |    |    |    |   |       |   |                |     |       |    |   |   |    |       |
|-------------|------------------|-----|-------|----|----|----|---|-------|---|----------------|-----|-------|----|---|---|----|-------|
| #           | Penn State       | Dec | Min   | GA | 1  | 2  | 3 | Saves | # | Robert Morris  | Dec | Min   | GA | 1 | 2 | 3  | Saves |
| 37          | Paniccia, Nicole | L   | 59:07 | 3  | 10 | 13 | 6 | 29    | 1 | Dodds, Jessica | W   | 60:00 | 0  | 4 | 8 | 10 | 22    |
|             | EMPTY NET        |     | 0:53  | 1  | 0  | 0  | 0 | 0     |   |                |     |       |    |   |   |    | 0     |

| PENALTY SUMMARY |                 |      |      |          |          |     |                 |      |      |          |          |  |  |
|-----------------|-----------------|------|------|----------|----------|-----|-----------------|------|------|----------|----------|--|--|
| Prd             | Player          | Team | Min  | Offense  | Time     | Prd | Player          | Team | Min  | Offense  | Time     |  |  |
| 1st             | Louis, Kylie St | RMU  | 2:00 | Roughing | 11:55 PP | 2nd | Welch, Jenna    | PSU  | 2:00 | Checking | 15:18 PP |  |  |
| 1st             | Collias, Maddie | RMU  | 2:00 | Hooking  | 15:39 PP | 3rd | Laurenzi, Emily | PSU  | 2:00 | Hooking  | 01:06 PP |  |  |
| 2nd             | Nielsen, Sarah  | PSU  | 2:00 | Tripping | 03:04 PP | 3rd | Welch, Jenna    | PSU  | 2:00 | Slashing | 17:33 PP |  |  |
| 2nd             | Collias, Maddie | RMU  | 2:00 | Checking | 08:10 PP |     |                 |      |      |          |          |  |  |

Win-Dodds, Jessica (21-4-3). Loss-Paniccia, Nicole (1-17-2).





# NITTANY LION WOMEN'S HOCKEY



## 2013-14 Penn State Women's Hockey Penn State Combined Team Statistics (as of Feb 24, 2014) All games

| Date     | Opponent            | Score   | Att. | Record:        | Overall | Home   | Away   | Neutral |
|----------|---------------------|---------|------|----------------|---------|--------|--------|---------|
| Oct 04   | at Vermont          | Tot 3-3 | 435  | ALL GAMES      | 4-27-3  | 2-13-2 | 2-14-1 | 0-0-0   |
| Oct 05   | at Vermont          | W 4-2   | 760  | CONFERENCE     | 1-18-1  | 0-9-1  | 1-9-0  | 0-0-0   |
| Oct 11   | at Quinnipiac       | L 1-5   | 505  | NON-CONFERENCE | 3-9-2   | 2-4-1  | 1-5-1  | 0-0-0   |
| Oct 12   | at Quinnipiac       | L 0-4   | 213  |                |         |        |        |         |
| Oct 18   | UNION               | L 1-2   | 1424 |                |         |        |        |         |
| Oct 19   | UNION               | W 2-1   | 814  |                |         |        |        |         |
| Oct 26   | NEW HAMPSHIRE       | L 5-8   | 493  |                |         |        |        |         |
| Oct 27   | NEW HAMPSHIRE       | L 1-3   | 552  |                |         |        |        |         |
| * Oct 31 | ROBERT MORRIS       | L 0-4   | 513  |                |         |        |        |         |
| * Nov 01 | ROBERT MORRIS       | L 0-6   | 771  |                |         |        |        |         |
| * Nov 09 | SYRACUSE            | L 1-2   | 691  |                |         |        |        |         |
| * Nov 10 | SYRACUSE            | Lot 3-4 | 516  |                |         |        |        |         |
| * Nov 15 | at RIT              | L 1-2   | 1170 |                |         |        |        |         |
| * Nov 16 | at RIT              | L 2-3   | 588  |                |         |        |        |         |
| * Nov 22 | at Lindenwood       | L 1-2   | 102  |                |         |        |        |         |
| * Nov 23 | at Lindenwood       | W 4-1   | 85   |                |         |        |        |         |
| Nov 30   | MAINE               | Tot 1-1 | 510  |                |         |        |        |         |
| * Dec 06 | at Mercyhurst       | L 0-7   | 237  |                |         |        |        |         |
| * Dec 07 | at Mercyhurst       | L 0-8   | 537  |                |         |        |        |         |
| Jan 03   | at Ohio State       | L 0-8   | 249  |                |         |        |        |         |
| Jan 04   | at Ohio State       | L 0-4   | 292  |                |         |        |        |         |
| Jan 10   | COLGATE             | Lot 2-3 | 474  |                |         |        |        |         |
| Jan 11   | COLGATE             | Wot 2-1 | 754  |                |         |        |        |         |
| * Jan 24 | at Syracuse         | Lot 2-3 | 424  |                |         |        |        |         |
| * Jan 25 | at Syracuse         | L 0-3   | 302  |                |         |        |        |         |
| Jan 28   | at Princeton        | L 1-6   | 63   |                |         |        |        |         |
| * Jan 31 | RIT                 | Tot 2-2 | 563  |                |         |        |        |         |
| * Feb 01 | RIT                 | L 1-3   | 1795 |                |         |        |        |         |
| * Feb 08 | LINDENWOOD          | L 1-2   | 611  |                |         |        |        |         |
| * Feb 09 | LINDENWOOD          | Lot 3-4 | 487  |                |         |        |        |         |
| * Feb 15 | #8 MERCYHURST       | L 0-4   | 779  |                |         |        |        |         |
| * Feb 16 | #8 MERCYHURST       | L 1-4   | 603  |                |         |        |        |         |
| * Feb 21 | at #9 Robert Morris | L 2-5   | 313  |                |         |        |        |         |
| * Feb 22 | at #9 Robert Morris | L 0-4   | 367  |                |         |        |        |         |

| TEAM STATISTICS     | PSU     | OPP      |
|---------------------|---------|----------|
| SHOT STATISTICS     |         |          |
| Goals-Shot attempts | 47-803  | 124-1373 |
| Shot pct.           | .059    | .090     |
| Goals/Game          | 1.4     | 3.6      |
| Shots/Game          | 23.6    | 40.4     |
| POWER PLAYS         |         |          |
| Goals-Power Plays   | 9-121   | 33-115   |
| Conversion Percent  | .074    | .287     |
| GOAL BREAKDOWN      |         |          |
| Power Play          | 9       | 33       |
| Short-handed        | 1       | 3        |
| Empty net           | 0       | 3        |
| Penalty             | 0       | 0        |
| Unassisted          | 5       | 8        |
| Overtime            | 1       | 4        |
| PENALTIES           |         |          |
| Number              | 119     | 123      |
| Minutes             | 238     | 246      |
| Penalties/Game      | 3.5     | 3.6      |
| Pen minutes/Game    | 7.0     | 7.2      |
| FACEOFFS (W-L)      | 962-993 | 993-962  |
| Faceoff W-L Pct.    | .492    | .508     |

| #  | Player               | gp | g   | a   | pts | sh   | sh%  | pen-min | pp | sh |
|----|----------------------|----|-----|-----|-----|------|------|---------|----|----|
| 16 | Hoenshell, Hannah    | 34 | 5   | 12  | 17  | 78   | .064 | 2-4     | 0  | 0  |
| 18 | Bowman, Laura        | 34 | 10  | 5   | 15  | 84   | .119 | 10-20   | 1  | 0  |
| 24 | Gross, Taylor        | 34 | 7   | 7   | 14  | 87   | .080 | 1-2     | 2  | 0  |
| 40 | Yoxheimer, Shannon   | 34 | 6   | 8   | 14  | 183  | .033 | 5-10    | 1  | 0  |
| 9  | Petersen, Amy        | 34 | 5   | 9   | 14  | 47   | .106 | 1-2     | 1  | 0  |
| 4  | Pardoski, Jordin     | 34 | 3   | 5   | 8   | 25   | .120 | 13-26   | 1  | 0  |
| 19 | Holdcroft, Jill      | 34 | 4   | 3   | 7   | 56   | .071 | 7-14    | 1  | 1  |
| 12 | Nielsen, Sarah       | 34 | 1   | 5   | 6   | 33   | .030 | 8-16    | 0  | 0  |
| 27 | Seward, Kelly        | 33 | 3   | 1   | 4   | 23   | .130 | 8-16    | 2  | 0  |
| 20 | Laurenzi, Emily      | 34 | 0   | 3   | 3   | 23   | .000 | 11-22   | 0  | 0  |
| 15 | Desorcie, Jess       | 32 | 1   | 1   | 2   | 30   | .033 | 3-6     | 0  | 0  |
| 13 | Rasmussen, Kendra    | 28 | 1   | 1   | 2   | 17   | .059 | 2-4     | 0  | 0  |
| 22 | Welch, Jenna         | 34 | 1   | 1   | 2   | 57   | .018 | 14-28   | 0  | 0  |
| 17 | Jahnke, Paige        | 32 | 0   | 2   | 2   | 13   | .000 | 9-18    | 0  | 0  |
| 2  | Bateman, Jeanette    | 33 | 0   | 1   | 1   | 14   | .000 | 5-10    | 0  | 0  |
| 37 | Paniccia, Nicole     | 20 | 0   | 1   | 1   | 0    | .000 | 0-0     | 0  | 0  |
| 6  | Reihl, Lindsay       | 34 | 0   | 1   | 1   | 10   | .000 | 4-8     | 0  | 0  |
| 23 | Shaw, Birdie         | 22 | 0   | 1   | 1   | 4    | .000 | 6-12    | 0  | 0  |
| 33 | Smiddy, Madison      | 5  | 0   | 1   | 1   | 0    | .000 | 1-2     | 0  | 0  |
| 10 | Catanzariti, Micayla | 16 | 0   | 0   | 0   | 1    | .000 | 1-2     | 0  | 0  |
| 5  | Walkom, Stephanie    | 11 | 0   | 0   | 0   | 0    | .000 | 0-0     | 0  | 0  |
| 36 | Weaver, Tess         | 4  | 0   | 0   | 0   | 1    | .000 | 1-2     | 0  | 0  |
| 21 | Wilkie, Sarah        | 19 | 0   | 0   | 0   | 17   | .000 | 3-6     | 0  | 0  |
| TM | TEAM                 | 15 | 0   | 0   | 0   | 0    | .000 | 4-8     | 0  | 0  |
|    | Total                | 34 | 47  | 68  | 115 | 803  | .059 | 119-238 | 9  | 1  |
|    | Opponents            | 34 | 124 | 202 | 326 | 1373 | .090 | 123-246 | 33 | 3  |

| #  | Goalie             | gp | min     | ga  | gaavg | saves | save% | w-l-t  |
|----|--------------------|----|---------|-----|-------|-------|-------|--------|
| 37 | Paniccia, Nicole   | 20 | 1165:46 | 68  | 3.50  | 690   | .910  | 1-17-2 |
| 30 | Whitlinger, Celine | 15 | 889:35  | 53  | 3.57  | 559   | .913  | 3-10-1 |
| TM | EMPTY NET          | 15 | 13:49   | 3   | -     | 0     | .000  | 0-0-0  |
|    | Total              | 34 | 2069:10 | 124 | 3.60  | 1249  | .910  | 4-27-3 |
|    | Opponents          | 34 | 2069:10 | 47  | 1.36  | 756   | .941  | 27-4-3 |

| Attendance Summary |  | PSU    | Opponent |
|--------------------|--|--------|----------|
| Total              |  | 12350  | 6642     |
| Dates/Avg Per Date |  | 17/726 | 17/391   |
| Neutral Site #/Avg |  | 0/0    |          |

| Goals by Period | 1st | 2nd | 3rd | OT | Total |
|-----------------|-----|-----|-----|----|-------|
| Penn State      | 15  | 18  | 13  | 1  | 47    |
| Opponents       | 35  | 43  | 42  | 4  | 124   |

| Saves by Period | 1st | 2nd | 3rd | OT | Total |
|-----------------|-----|-----|-----|----|-------|
| Penn State      | 420 | 444 | 364 | 21 | 1249  |
| Opponents       | 216 | 234 | 292 | 14 | 756   |





# NITTANY LION WOMEN'S HOCKEY



**JEANNETTE BATEMAN**  
Sophomore • D  
Greeley, Colo.



**CARA MENDELSON**  
Junior • F  
Pittsburgh, Pa.



**JORDIN PARDOSKI** **A**  
Sophomore • D  
Rochester Hills, Mich.



**STEPHANIE WALKOM**  
Sophomore • D  
Moon Township, Pa.



**LINDSAY REIHL** **A**  
Grad Student • D  
Cheshire, Conn.



**AMY PETERSEN**  
Freshman • F  
Minnetonka, Minn.



**MICAYLA CATANZARITI**  
Sophomore • F  
Rancho Santa Margarita, Calif.



**SARAH NIELSEN**  
Freshman • F  
Edina, Minn.



**KENDRA RASMUSSEN**  
Sophomore • F  
Sartell, Minn.



**DARBY KERN**  
Sophomore • F  
Venetia, Pa.



**JESS DESORCIE**  
Junior • F  
Westford, Vt.



**HANNAH HOENSHELL**  
Sophomore • F  
Plano, Texas



**PAIGE JAHNKE**  
Sophomore • D  
Oakdale, Minn.




**LAURA BOWMAN**  
Freshman • F  
Minnetonka, Minn.




**JILL HOLDCROFT**  
Sophomore • F  
Pennsylvania Furnace, Pa.



**EMILY LAURENZI**  
Sophomore • F  
Townsend, Del.



**SARAH WILKIE**  
Sophomore • D  
Ashby, Mass.



**JENNA WELCH** **A**  
Senior • F  
Austin, Texas



**BIRDIE SHAW**  
Sophomore • F  
Troy, Mich.



**TAYLOR GROSS** **C**  
Senior • F  
Colorado Springs, Colo.



**KATIE MURPHY**  
Junior • F  
Novi, Mich.



**KELLY SEWARD**  
Freshman • D  
Williamsville, N.Y.



**CELINE WHITTLINGER**  
Sophomore • G  
Garden Grove, Calif.



**BROOKE MEYER**  
Sophomore • G  
Naperville, Ill.



**MADISON SMIDDY**  
Junior • D  
Grand Rapids, Mich.



**TESS WEAVER**  
Junior • F  
Windber, Pa.



**NICOLE PANICCIA**  
Senior • G  
Oakville, Ont.



**SHANNON YOXHEIMER**  
Sophomore • F  
Jackson, Mich.

