

#CLIMBWITHUS

PENN STATE, MEN'S BASKETBALL

GAME

36

NOTRE DAME

NATIONAL INVITATION TOURNAMENT
March 17, 2018 | Noon ET
Notre Dame, Ind.
Joyce Center (9,149)

SCHEDULE / RESULTS

Date Opponent TV Time/Result

NOVEMBER

10 Fri. CAMPBELL (BTN+) W, 86-75
12 Sun. FAIRLEIGH DICKINSON (BTN+) W, 81-57

LEGENDS CLASSIC

UNIVERSITY PARK REGIONAL

15 Wed. MONTANA (BTN) W, 70-57
17 Fri. COLUMBIA (BTN+) W, 79-65

LEGENDS CLASSIC

BARCLAYS CENTER - BROOKLYN, N.Y.

20 Mon. vs. Pittsburgh (ESPN3) W, 85-54
21 Tues. vs. 16 Texas A&M (ESPN2) L, 87-98

LEGENDS CLASSIC

UNIVERSITY PARK REGIONAL

24 Fri. ORAL ROBERTS (BTN+) W, 86-48

B1G/ACC CHALLENGE

29 Wed. at N.C. State (ESPNU) L, 78-85

DECEMBER

2 Sat. at Iowa * (BTN) W, 77-73
4 Mon. WISCONSIN * (ESPN2) L, 63-64
9 Sat. GEORGE WASHINGTON (BTN) W, 74-54
17 Sun. at George Mason (Stadium) W, 72-54
19 Tues. BINGHAMTON (BTN+) W, 80-65
22 Fri. RIDER (BTN) L, 70-71
30 Sat. COPPIN STATE (BTN+) W, 88-43

JANUARY

2 Tues. at Maryland * (BTN) L, 69-75
5 Fri. NORTHWESTERN * (FS1) W, 78-63
9 Tues. at Indiana * (BTN) L, 70-74
12 Fri. NEBRASKA * (BTN) W, 76-74 ot
15 Mon. MINNESOTA * (BTN) L, 84-95 ot
20 Sat. at Northwestern * (BTN) L, 61-70
25 Thur. at 13 Ohio State * (BTN) W, 82-79
27 Sat. RUTGERS * (BTN) W, 60-43
31 Wed. at 5 Michigan State * (BTN) L, 68-76

FEBRUARY

3 Sat. IOWA * (BTN) W, 82-58
7 Wed. MARYLAND * (BTN) W, 74-70
11 Sun. at Illinois * (BTN) W, 74-52
15 Thur. 8 OHIO STATE * (BTN) W, 79-56
18 Sun. at 6 Purdue * (BTN) L, 73-76
21 Wed. 17 MICHIGAN * (BTN) L, 63-72
25 Sun. at Nebraska * (BTN) L, 64-76

MARCH

BIG TEN TOURNAMENT

Thur.-Sun. Madison Square Garden BTN/CBS
March 1-March 4 (New York, N.Y.)
1 Thur. #10 seed Northwestern (BTN) W, 65-57
2 Fri. #2 seed Ohio State (BTN) W, 69-68
3 Sat. #3 seed Purdue (CBS)

NATIONAL INVITATION TOURNAMENT

14 Wed. #5 seed TEMPLE (ESPNU) W, 63-57
17 Sat. at #1 seed Notre Dame (ESPN) Noon

All Times Eastern | HOME GAMES in CAPS |

* - Big Ten game Associated Press rankings listed above.

GAMEDAY MATCHUP

NOTRE DAME FIGHTING IRISH

RECORD: 21-14, 8-10 Atlantic Coast

Coach: Mike Brey (18th year at Notre Dame)

2017-18 Leading Scorer

#35 Bonzie Colson, Sr., F - 19.9 ppg

2017-18 Leading Rebounder:

#35 Bonzie Colson, Sr., F - 10.2 rpg

2017-18 Assists Leader:

#5 Matt Farrell, Sr., G - 4.3 apg

PENN STATE NITTANY LIONS

RECORD: 22-13, 9-9 Big Ten

Coach: Patrick Chambers (7th year at Penn State)

2017-18 Leading Scorer:

#10 Tony Carr, So., G - 19.4 ppg

2017-18 Leading Active Rebounder:

#11 Lamar Stevens, So. F - 6.1 rpg

2017-18 Assists Leader:

#10 Tony Carr, So., G - 4.7 apg

LAST GAME STARTERS

#	NAME	POS.	ELG.	PTS	REB	STAT	NOTES
11	Lamar Stevens	F	So.	14.8	6.1	2nd ppg/rpg/mpg	Started all 68 gms in 2 yrs, 10+ pts in 29 gms 17-18
21	John Harrar	F	Fr.	1.1	1.0	4 car starts	Chose MBB after Army, Baylor, Temple FB offers
23	Josh Reaves	G	Jr.	10.4	5.2	B1G stls leader	2nd car dbl-dbl vs Owls w/ 11reb / seas-high 19pts
10	Tony Carr	G	So.	19.4	4.8	T1 B1G scoring	1st PS MBB soph to reach 1,000 pt milestone
33	Shep Garner	G	Sr.	11.0	2.0	PS #3 car 3FG	1st FG vs Temple at 2:43 in Q4 tied gm at 54

STAT COMPARISON

PS	STAT	ND
74.3	Scoring Average	75.3
66.6	Opponent Scoring Average	68.5
45.8	Field-Goal Percentage	44.5
42.6	Opponent Field-Goal Percentage	42.5
7.4	3-Pointers Per Game	8.5
38.3	3-Point Field Goal Percentage	36.3
34.5	Opponent 3-Point Field Goal %	35.0
69.5	Free Throw Percentage	75.8
35.7	Rebounds Per Game	36.7
33.0	Opponent Rebounds Per Game	34.4
13.6	Assists Per Game	14.4
12.0	Turnovers Per Game	9.8
7.3	Steals Per Game	5.8
5.1	Blocks Per Game	3.5

SERIES RECORD

This will be the first-ever game at Notre Dame for the Nittany Lions and Irish in men's basketball. Overall, Penn State and Notre Dame have met only four times and only twice in this century with the two earliest meetings in 1925 and 1954.

The Nittany Lions hold a 3-1 series advantage and a 2-1 lead in games played in postseason tournaments. Penn State and Notre Dame are tied 1-1 in NIT contests with the last meeting taking place in the semifinals of the Nittany Lions' 2009 NIT championship run.

Streak: Penn State, W1

Overall series: Penn State leads 3-1

at Notre Dame:

First-ever contest at Notre Dame, Ind.

All meetings in the series are listed on page 3.

NITTANY LIONS' RECORD

2017-18	Overall	H	A	N	OT
Overall	22-13	14-4	4-7	3-2	1-1
Big Ten	9-9	6-3	3-6	0-0	1-1
March	3-1	1-0	0-0	2-1	0-0
February	4-3	3-1	1-2	0-0	0-0
January	4-5	3-1	1-4	0-0	1-1
December	5-2	3-2	2-0	0-0	0-0
November	6-2	5-0	0-1	1-1	0-0

STREAKS:

Overall Last Win: 3-14 vs. Temple-NIT (63-57)

W1 Last Loss: 3-3 vs. #8 Purdue (70-78)

Home Last Win: 3-14 vs. Temple-NIT (63-57)

W1 Last Loss: 2-21 vs. #17 Michigan (63-72)

Away Last Win: 2-11 at Illinois (74-52)

L2 Last Loss: 2-25 at Nebraska (64-76)

Neutral Last Win: 3-2 vs. #13 Ohio State-BTT (69-68)

L1 Last Loss: 3-3 vs. #8 Purdue (70-78)

B1G Last Win: 2-15 vs. #8 Ohio State (79-56)

L3 Last Loss: 2-25 at Nebraska (64-76)

DETAILS

WATCH:

ESPN and Watch ESPN

Roy Philpott (pxp) and Brooke Weisbrod (analyst)

LISTEN:

Steve Jones (pxp) & Dick Jerardi (analyst)

Online at GoPSUsports.com/lionvision

OPENING TIP

With the addition of the 63-57 win over Temple, 14 Penn State victories have come in 2017-18 when opponents have been held to fewer than 60 points by the defensive-minded Nittany Lions.

When keeping its opponents below 70 points, Penn State is 28-1 over the last two seasons.

2017-18 ROSTER & TEAM INFORMATION

#	NAME	POS.	ELG.	HT.	WT.	HOMETOWN	HIGH SCHOOL / LAST SCHOOL
1	Deivis Zemgulis	F	Jr.	6-6	220	Kaunas, Lithuania	St. Mary Ryken (Md.)
3	Satchel Pierce	F	Jr.	7-0	255	Baberton, Ohio	The Kiski School (Pa.)/Virginia Tech
4	Nazeer Bostick	G	So.	6-4	203	Philadelphia, Pa.	Roman Catholic
5	Jamari Wheeler	G	Fr.	6-1	170	Live Oak, Fla.	Rock School
10	Tony Carr	G	So.	6-5	204	Philadelphia, Pa.	Roman Catholic
11	Lamar Stevens	F	So.	6-8	226	North Wales, Pa.	Roman Catholic
20	Taylor Nussbaum	G	Fr.	6-2	175	South Salem, N.Y.	Cheshire Academy (Conn.)
21	John Harrar	F	Fr.	6-9	243	Wallingford, Pa.	Strath Haven
22	Grant Hazle	F	So.	6-5	192	Kingwood, Texas	Westbury Christian School
23	Josh Reaves	G	Jr.	6-4	210	Fairfax, Va.	Oak Hill Academy (Va.)
24	Mike Watkins	F	R-So.	6-9	254	Philadelphia, Pa.	Phelps School
33	Shep Garner	G	Sr.	6-2	196	Chester, Pa.	Roman Catholic
35	Trent Buttrick	F	Fr.	6-8	234	Bloomsburg, Pa.	Community School of Naples (Fla.)
44	Julian Moore	F	Gr.	6-10	248	Philadelphia, Pa.	Germantown Academy

► COACHING STAFF

Head Coach: Patrick Chambers (Philadelphia '94)
 Associate Head Coach: Keith Urgo (Fairfield '02)
 Assistant Coach: Dwayne Anderson (Villanova '09)
 Assistant Coach: Jim Ferry (Keene State '90)
 Director of Basketball Operations: Ross Condon (Villanova '07)
 Director of Player Development: David Caporaletti (Philadelphia '93)
 Director of On-Campus Recruiting: Nicholas Colella (Penn State '13)
 Athletic Trainer: Jonathan Salazer (Penn State '93)
 Strength Coach: Greg Miskinis (Penn State '08)

► PRONUNCIATIONS

BUTTRICK BUTT-rick
 HARRAR Final R is silent, HERR-ah
 Deivis ZEMGULIS Davis Zem-Goo-Liss
 Kaunas CO-nuss

► THE UNIVERSITY

Name	The Pennsylvania State University
Location	University Park, Pa. 16802
Founded	1855
Enrollment	41,359 undergraduate, 47,261 (UP overall)
Nickname	Nittany Lions
Colors	Blue & White
Conference	Big Ten Conference
Division	NCAA Division I
Home Court (capacity):	Bryce Jordan Center (15,261)
President	Dr. Eric J. Barron
Athletic Director	Sandy Barbour
Deputy Athletic Director/COO	Phil Esten
Sport Administrator	Lynn Holleran
Ticket Office Phone	1-800-NITTANY

► BASKETBALL HISTORY

First Year of Basketball:	1897
No. of Seasons	121 (122nd)
All-Time Record	1,458 - 1,168
Record In BJC	226-137 (22nd Season)
NCAA Tourney Years (Record)	9 (9-11); Last: 2011
NIT Years (Record)	11 (23-9); Last: 2009 Champs
CBI Years (Record)	1 (1-1); Last: 2014

► COACHING STAFF

Head Coach	Patrick Chambers
Alma Mater	Philadelphia Univ. '94
Overall Record (yrs)	151-150 (9th)
Record at Penn State (yrs)	109-122 (7th)
Basketball Office	814-865-5494
Contact	814-863-3163 (SID)

Associate Head Coach Keith Urgo (Fairfield '02)
 Assistant Coach Dwayne Anderson (Villanova '09)
 Assistant Coach Jim Ferry (Keene State '90)
 Director of Operations Ross Condon (Villanova '07)
 Director of Player Development David Caporaletti (Philadelphia '93)
 Director of On-Campus Recruiting Nicholas Colella
 Athletic Trainer Jon Salazer
 Strength & Conditioning Coach Greg Miskinis

► 2017-18 TEAM

Letterwinners Returning/Lost	9 / 4
Starters Returning/Lost	5 / 0
Newcomers	5*

*includes Satchel Pierce who sat out 2016-17 to comply with NCAA transfer rules

2016-17	15-18 (H: 9-7; A: 3-7; N: 3-4)
2017 Big Ten Finish	6-12, t-12th
2017 Big Ten Tournament	1-1, Second Round W, Nebraska, 76-67 (ot) L, Michigan State, 51-78

Associate Director Strategic Communications/
 MBB Contact: Rose Pietrzak Carter
 E-Mail: rose@psu.edu
 Office / Cell: 814-863-3163 / 814-441-8438
 Twitter: @PennStateMBB & @GoPSURose

Assistant Director Strategic Communications/
 MBB Secondary Contact: Jocelyn VerVelde
 E-Mail: jocelyn@psu.edu
 Cell: 814-876-2710

Strategic Communications Office: 814-865-1757
 Bryce Jordan Center Press Row: 814-863-3294
 Website: GoPSUsports.com

THE 2017-18 NITTANY LIONS:

► BY STATE/COUNTRY

PENNSYLVANIA (8)

Nazeer Bostick

Trent Buttrick

Tony Carr

Shep Garner

John Harrar

Julian Moore

Lamar Stevens

Mike Watkins

FLORIDA (1)

Jamari Wheeler

NEW YORK (1)

Taylor Nussbaum

OHIO (1)

Satchel Pierce

TEXAS (1)

Grant Hazle

VIRGINIA (1)

Josh Reaves

LITHUANIA (1)

Davis Zemgulis

► BY ELIGIBILITY

GRADUATE (1)

Julian Moore

SENIORS (1)

Shep Garner

JUNIORS (3)

Satchel Pierce

Josh Reaves

Davis Zemgulis

SOPHOMORES (5)

Nazeer Bostick

Tony Carr

Grant Hazle

Lamar Stevens

Mike Watkins

FRESHMEN (4)

Trent Buttrick

John Harrar

Taylor Nussbaum

Jamari Wheeler

► BY HEIGHT

Satchel Pierce 7-0

Julian Moore 6-10

John Harrar 6-9

Mike Watkins 6-9

Trent Buttrick 6-8

Lamar Stevens 6-8

Davis Zemgulis 6-6

Tony Carr 6-5

Grant Hazle 6-5

Josh Reaves 6-4

Nazeer Bostick 6-4

Shep Garner 6-2

Taylor Nussbaum

6-2

Jamari Wheeler 6-1

► BY MAJOR

Nazeer Bostick: Undergraduate Studies

Trent Buttrick: Undergraduate Studies

Tony Carr: Recreation, Park,

& Tourism Management

Shep Garner: English

John Harrar: Undergraduate Studies

Grant Hazle: Biology

Julian Moore (graduate): Information

Systems Technology

Taylor Nussbaum: Undergraduate Studies

Satchel Pierce: International Politics

Josh Reaves: Criminology

Lamar Stevens: Business Management

Mike Watkins: Criminology

Jamari Wheeler: Undergraduate Studies

Davis Zemgulis: Food Science

QUICK HITS

- Coach Patrick Chambers is 1-0 on St. Patrick's Day in as a head coach, defeating Oregon State at Corvallis on March 17, 2010 in a first-round CBI game.
- The 2017-18 edition of the Nittany Lions broke Penn State's team scoring record with 2,600 points, to date, this season.
- Following all games completed March 15, Penn State is one of only 10 NCAA Division I teams that hasn't lost a game by more than 12 points in 2017-18. Other teams in its company include Duke, Purdue, Villanova and Virginia.
- Penn State won its first game of 2017-18 after trailing at halftime. The Nittany Lions were previously 0-8 when finding themselves behind at the break. Temple had a 29-24 lead over the Lions after two quarters on March 14, but Penn State used an 11-0 run late in the fourth quarter for the win.
- Senior guard Shep Garner just wants to keep playing. Garner scored a career-best 33 points to match his uniform number against No. 8 Purdue on 3/3, 18 coming in the second half. He had his first field goal, a trey, with 2:43 left in the game vs. Temple to tie the score at 54 then added another en route to his first postseason win.
- Tony Carr, recently honored as USBWA All-District and NABC District 7 first team, broke Talor Battle's sophomore scoring record (2009, 635 points) and has 640 to date. The total ranks seventh on Penn State's top 10 for single-season scoring.

UP AGAINST THE IRISH

- Penn State's coaching staff, as part of other programs, has faced Notre Dame on 10 previous occasions with a 5-5 win-loss record.

Chambers (2004-09), associate head coach Keith Urgo (2007-11) and assistant coach Dwayne Anderson (student-athlete, 2005-09) were at Villanova (5-4) and assistant coach Jim Ferry faced the Irish during his tenure at LIU (0-1).

SERIES VS. NOTRE DAME

Streak: Penn State, W1
Overall series: Penn State leads 3-1 at Notre Dame:
 First-ever contest at Notre Dame, Ind.

Date	Site	PS Pts	Opp Pts	Result
2/21/1925	H	33	22	W
3/13/1954	N	71	63	W-NCAA
3/28/2000	N	52	73	L-NIT
3/31/2009	N	67	59	W-NIT

PENN STATE IN THE NIT

Penn State is participating in its 11th National Invitation Tournament and is 23-9 overall with a 5-1 record in second-round games. Its last appearance was in 2009 when Penn State defeated Baylor 69-63 at Madison Square Garden for the championship.

The Nittany Lions' complete NIT history with records against all previous opponents is on [page 94 of the 2017-18 media guide.](#)

MILESTONES FOR CHAMBERS

Coach Patrick Chambers, in his seventh year, has achieved several milestones as leader of the Nittany Lions. He earned his 100th win at Penn State vs. Nebraska Jan. 12 and his 11th win over a ranked team over No. 13 Ohio State on March 2.

The Philadelphia, Pa., native led Penn State to its first 20-win season since 2008-09 and 10th in the program's history. This 2017-18 squad reached 21 wins faster than any other PSU team.

With the win over Temple, Chambers has 22 wins in 2017-18, most in a single season in his career. He is now 151-150 over nine years with seven seasons at Penn State and two 21-14 seasons at Boston University.

Details of Chambers' 4-3 postseason record:

Season	Results
Boston University	
2010	CBI.....W, at Oregon State, 96-78 W, Morehead State, 91-89 ot L, at VCU, 75-88
2011	NCAA.....L, #2 Kansas, 53-72
Penn State	
2014	CBI.....W, Hampton, 69-65 L, at Siena, 52-54
2018	NIT.....W, Temple, 63-57

EARLIEST TO 21 WINS

When Penn State recorded its 21st win of the 2017-18 season, a thrilling 69-68 win over No. 13 Ohio State in the quarterfinals of the Big Ten Tournament on March 2, it marked the earliest, by date, that Penn State achieved 21 wins.

HIGH FIVE FOR 25

Penn State scored 70 or more points 25 times in 2017-18, the most games in a single season in program history.

Penn State averages 74.3 points per game through 35 games and 72.1 ppg in Big Ten action (tied for third all-time in Nittany Lion league scoring averages). Both 2017-18 averages are the highest since that 2000-01 season.

EARLIEST BIG WIN

Prior to the December 2, 2017 win at Iowa in 2017-18, Penn State's January 1, 2017 win over Rutgers marked its earliest Big Ten win since the 2010-2011 season.

MEN'S BASKETBALL

100%
NCAA GRADUATION SUCCESS RATE

5TH CONSECUTIVE YEAR

#CLIMBWITHUS

MBB LEADS BIG TEN; POSTS FIFTH-STRAIGHT YEAR WITH 100% GSR

Penn State student-athletes continue to graduate well above their peers nationwide, delivering a record-tying academic performance, according to data announced by the National Collegiate Athletic Association (NCAA).

The NCAA's annual graduation rates study of institutions across the nation revealed Penn State student-athletes at the University Park campus earned a Graduation Success Rate (GSR) of 90 percent to tie the school's all-time record, previously set in the 2010 NCAA report. Nittany Lion students posted a 90 percent graduation rate compared to the 86 percent average for all Division I institutions for students entering from 2007-08 through the 2010-11 academic year.

The NCAA data revealed student-athletes from nine Penn State squads, including men's basketball, earned a Graduation Success Rate of 100 percent, an increase of two from last year's seven teams and up four from the 2015 total of five squads.

The men's basketball team had a perfect 100 percent GSR score for the fifth consecutive year and its graduation figure was 22 points higher than the Division I average (100 to 78 percent).

THE WINS

Penn State has achieved 15 or more wins in five straight years -- a first for the Nittany Lion program. Prior to the 2013-17* seasons under Chambers, the Nittany Lions had not previously reached at least 15 wins in four-consecutive seasons since joining the Big Ten.

The Lions also have at least eight regular-season, nonconference wins in each of Chambers' seven seasons with 10 in 2017-18.

Season	Overall Wins
2017-18	22
2016-17	15
2015-16	16
2014-15	18
2013-14	16

* Prior to 2013-17, last time 15 or more wins in four-straight seasons was 1988-89 through 1991-1992.

B1G WINS

With the February 3 Big Ten victory over Iowa, the 2017-18 Nittany Lions made another impact on Penn State's Big Ten basketball history. The sixth league win for coach Patrick Chambers gave the Nittany Lions a third-consecutive season with six or more Big Ten wins, accomplished only once before in seasons 1993-94, 1994-95 and 1995-96.

Current Season Streak with 6+ B1G Wins

Season	No.
2017-18	9
2016-17	6
2015-16	7

B1G WINS ON THE ROAD

With the win at Illinois, Penn State matched its program high three conference road wins (at Iowa, at Ohio State and at Illinois) since joining the Big Ten in 1992-93.

B1G STREAK: W4

The Nittany Lions' four-game Big Ten winning streak tied their longest since starting Big Ten play in 1992-93. The skein of four wins has been accomplished three times in Penn State men's basketball history, during this 2017-18 season, in 1995-96 and 2008-09.

STAT CHAMPIONS

With the Big Ten regular season in the books, three statistical category champions -- for conference games only -- are owned by the Nittany Lions:

Scoring	FG	3FG	FT	Pts	PPG
Tony Carr	125	46	66	362	20.1
Field Goal Percentage	FG	FGA	Pct.		
Mike Watkins	91	130	.700		
Steals	GP	No.	Avg.		
Josh Reaves	14	28	2.0		

Penn State as a team stands at the top of the overall steals category (257).

Individually, Watkins leads in field goal percentage (68.5), Reaves in steals (68, 2.3 spg), and senior guard Shep Garner has 103 made 3-point field goals.

FIRST THINGS FIRST

Penn State became the first Big Ten team to record a win in the 2017-18 season with a late afternoon tipoff time vs. Campbell.

With the Big Ten season-opening win at Iowa, Penn State had its first 1-0 start in conference play since the 2010-11 season. It was the Nittany Lions' first win at Iowa City since 2001.

The February 3 win over the Hawkeyes gave the Nittany Lions their first-ever sweep of Iowa.

FOR A SECOND... AND THIRD

Penn State swept Ohio State for the second time in Chambers' seven seasons, knocking off the No. 13 Buckeyes in Columbus for only the sixth time in 25 games in Columbus (1/25).

Three weeks later, the Nittany Lions defeated the No. 8 team in the nation by a 23-point margin, largest over a ranked team by a Chambers-coached team (2/15) and held Ohio State to its lowest point total since December 2014.

A third meeting came in the quarterfinals of the 2018 Big Ten Tournament with the Nittany Lions going 3-0 on the year against the Buckeyes with an exciting 69-68 victory at Madison Square Garden.

B1G HONORS

Four Nittany Lion individuals were recognized Feb. 26 as the [Big Ten Conference office announced All-Big Ten end-of-season honors](#) on the Big Ten Network. Penn State's list of previous honorees is on page 46.

All-Big Ten

Tony Carr 6-5 So. G

All-Defensive Team

Josh Reaves 6-4 Jr. G

Mike Watkins 6-9 RSo. F

Honorable Mention

Lamar Stevens 6-8 So. F

Mike Watkins 6-9 RSo. F

Sportsmanship Award

Julian Moore 6-10 Gr. F

Penn State had three players earn All-Big Ten recognition for the first time since 2008-09, when Talor Battle (first-team), Jamelle Cornley (second-team) and Stanley Pringle (honorable-mention) were selected.

Carr is the seventh Nittany Lion to earn first-team All-Big Ten honors (eight selections). He joins Talor Battle, in 2008-09, as the only sophomore to be named to the first team.

Reaves and Watkins inclusion on the Big Ten All-Defensive Team gave Penn State two selections for the first time ever.

LIONS IN THE BIG TEN TOURNEY

Penn State was the first No. 7 seed to advance to the Big Ten Tournament semifinals since Michigan State in 2011. The Spartans lost to No. 6 seed Penn State in the semis.

PLAYER ACCOMPLISHMENTS

Scoring 10+	14-15	15-16	16-17	17-18	Car
Shep Garner	15	23	21	19	78
Tony Carr			26*	30	56
Lamar Stevens			21	29	50
Mike Watkins			16	20	36
Josh Reaves		6	6	18	30
Julian Moore	1	3	1	1	6
Satchel Pierce	2		--	1	3
Nazeer Bostick			--	5	5
Jamari Wheeler				1	1
Deivis Zemgulis	1	--	--	--	1
Rebounds 10+	14-15	15-16	16-17	17-18	Car
Mike Watkins			9	13	22
Tony Carr			2	--	2
Lamar Stevens			--	2	2
Josh Reaves		1	--	2	2
Julian Moore	--	1	--	--	1
DOUBLE-DOUBLES	16-17	17-18	Car		
Mike Watkins	8*	12	20		
Tony Carr	2	--	2		
Lamar Stevens	--	2	2		
Josh Reaves		2	2		
Points 20+	14-15	15-16	16-17	17-18	Car
Tony Carr			7	14	21
Shep Garner		10	5	3	18
Lamar Stevens			5	8	13
Mike Watkins			1	3	4
Josh Reaves			2	--	2
Points 30+	14-15	15-16	16-17	17-18	Car
Tony Carr			--	4	4
Lamar Stevens			--	1	1
Shep Garner		1	--	1	2
LED TEAM IN					
SCORING	14-15	15-16	16-17	17-18	Car
Tony Carr			8	18	26
Shep Garner	1	11	7	5	24
Lamar Stevens			8	7	15
Mike Watkins			4	3	7
Josh Reaves			3	1	4
Jamari Wheeler			--	1	1
Nazeer Bostick			--	1	1
Julian Moore		1		--	1
Satchel Pierce			--	--	1 VT
REBOUNDING	14-15	15-16	16-17	17-18	Car
Mike Watkins			21	15	36
Lamar Stevens			7	9	16
Josh Reaves		2	2	9	13
Tony Carr			7	4	11
Shep Garner	2	4	2	--	8
Julian Moore		5	2	--	7
Jamari Wheeler			--	2	2
Deivis Zemgulis		1	--	--	1
ASSISTS	14-15	15-16	16-17	17-18	Car
Tony Carr			23	25	48
Shep Garner	12	22	6	2	42
Josh Reaves		9	6	7	22
Lamar Stevens			2	1	3
Jamari Wheeler			--	3	3
Julian Moore		2	--	--	2
Mike Watkins			1	--	1
BLOCKS	14-15	15-16	16-17	17-18	Car
Mike Watkins			27	20	47
Julian Moore	3	5	5	7	20
Lamar Stevens			5	12	15
Josh Reaves		6	5	--	11
Tony Carr			1	5	6
Nazeer Bostick			1	1	2
Shep Garner				1	1
Satchel Pierce				2	1
John Harrar				2	1
STEALS	14-15	15-16	16-17	17-18	Car
Josh Reaves		10	18	15	43
Shep Garner	8	15	8	5	36
Jamari Wheeler		--	--	13	13
Lamar Stevens			7	5	12
Mike Watkins			5	4	9
Tony Carr			4	5	9
Nazeer Bostick			2	4	6
Julian Moore		2	--	--	2
Satchel Pierce				1	1
Deivis Zemgulis				1	1

*Penn State freshman record

The Nittany Lions have won five games in the past four Big Ten Tournaments, their most BTT wins in a four-year span since the tournament began in 1998.

Coach Patrick Chambers now has five Big Ten Tournament wins which ties him with Ed DeChellis (2003-2011) for most as a Penn State coach.

Penn State earned a bye in the Big Ten Tournament for only the second time in the 20-year tournament history. The Nittany Lions' previous bye was in 2016.

ALL-TOURNEY TONY

Tony Carr added another accolade to his long list this year with his selection to the 2018 Big Ten All-Tournament team, the first Penn State sophomore men's basketball player to earn that honor.

Carr averaged 20.7 points over the three games, 7.0 rebounds and 4.3 assists, including a beautiful dish to junior guard Josh Reaves for the game-winning dunk vs. No. 13 Ohio State in the quarterfinals.

TREY-MENDOUS

The Nittany Lions had their highest 3-point field goal total in the Patrick Chambers' era with 14 against Coppin State (12/30), one shy of the program-record 15 (Hartford, 2008; Purdue 2001).

When Penn State had 12 3-pointers at Iowa (12/2/17), it was the highest total for the Nittany Lions in a Big Ten game since connecting on 14 vs. Northwestern in the BJC during the 2004-05 season.

Since the 2011-12 season, Penn State has had 58 games with nine or more 3-point field goals and since 2015-16 has registered 15 games with 10 or more 3-point field goals.

No.	Opponent	Date
1. 14	vs. Coppin State	12/30/17
2. 13	vs. Northwestern-BTT \$	3/1/2018
13	vs. St. John's	12/18/16
3. 12	at Iowa *	12/2/17
4. 11	7x, last at Ohio State * ^	1/25/18
9. 10	15x, last vs. Binghamton	12/19/17
22. 9	32x, last vs. Ohio State-BTT	3/2/18

*Big Ten ^ School-record 3-FG% (78.6, 11-14)
\$ Penn State record for 3FG made in tournament

ACCURACY, TOO

Three of the top five 3-point field goal percentages in the Chambers' era have occurred in 2017-18, including the school record 78.6 percent (11-14) at Ohio State (1/25/18).

The 78.6 percent is the highest in the Big Ten this season, best in a conference game and is the second-highest in NCAA D-1 this season behind only Evansville (12-15, 80%) at Bowling Green (12/5/2017).

Pct.	3FG-A	Opponent	Date
1. * 78.6	11-14	at Ohio State	1/25/18
2. 58.8	10-17	Binghamton	12/19/17
3. 56.5	13-23	vs. St. John's	12/18/16
4. 53.5	8-14	Bucknell	11/28/14
5. 52.2	12-23	at Iowa	12/2/17

* Penn State single-game record

CENTENNIAL GAMES

On a team dominated with youth, two Nittany Lions eclipsed the century mark for games played. Graduate student Julian Moore reached the 100-game milestone at the end of 2016-17 season and has played in a Penn State school-record 137 games (No. 20-NCAA Division I active career leaders list).

Senior Shep Garner played in his 100th game as a Nittany Lion in the season opener vs. Campbell and is at 134 (No. 38-NCAA Division I active career leaders list).

PENN STATE CAREER 20-PLUS POINT GAMES

Tony Carr (21)

33 vs. Minnesota (ot), 1/15/2018 ##
33 vs. Campbell, 11/10/2017
31 vs. Texas A&M, 11/21/2017 **
30 vs. Ohio State, 2/15/2018
29 at N.C. State, 11/29/2017
28 at Michigan State, 1/31/18
28 at Ohio State, 1/25/2018
28 at Indiana, 1/9/2018 **
27 at Nebraska, 2/25/18
25 vs. Ohio State-BTT, 3/2/2018
25 vs. Northwestern-BTT, 3/1/2018
24 vs. Indiana, 1/18/2017 >>
23 at Indiana (3ot), 2/1/2017
21 vs. Michigan, 2/21/18
21 vs. Coppin State, 12/30/2017
21 vs. Purdue, 2/21/2017
21 vs. Ohio State, 2/28/2017
20 vs. Fairleigh Dickinson, 11/12/2017
20 at Minnesota, 2/25/2017
20 vs. Duke, 11/19/2016
20 vs. Duquesne, 11/13/2016 >>

Shep Garner (18)

33 vs. Purdue-BTT, 3/3/2018
30 at Boston College, 12/2/2015
26 vs. Columbia, 11/17/2017
26 vs. Colorado, 12/22/2015
25 vs. Albany, 11/11/2016
25 vs. Ohio State, 3/10/2016
24 vs. Rutgers, 2/4/2017
22 at Northwestern, 1/20/18
22 vs. Illinois, 3/6/2016
22 at Michigan State, 2/28/2016
22 vs. Nebraska, 2/25/2016
22 vs. Michigan (MSG), 1/30/2016
22 at George Washington, 12/8/2015
21 vs. St. John's, 12/18/2016
20 vs. Minnesota, 1/5/2016
20 vs. Cincinnati, 11/20/2016
20 vs. Ohio State, 2/28/2017
20 at Rutgers, 2/20/2016

Lamar Stevens (13)

30 vs. Northwestern, 1/5/2018
26 vs. Nebraska, 1/12/2018
26 at Indiana (3ot), 2/1/2017 >>
25 vs. Maryland, 2/7/2018
25 vs. Montana, 11/15/2017
25 vs. Texas A&M, 11/21/2017 **
25 vs. Maryland, 2/7/2017
24 vs. Duquesne, 11/13/2016 >>
23 at George Mason, 12/17/17
22 at Iowa, 12/2/2017
21 at Illinois, 2/11/2017
20 at Indiana, 1/9/2018 **
20 vs. Morgan State, 12/21/2016

Mike Watkins (4)

22 vs. Wisconsin, 12/4/2017
20 vs. Minnesota (ot), 1/15/2018 ##
20 vs. Nebraska, 1/12/2018 ^^
20 at George Washington, 11/26/2016

Josh Reaves (2)

25 at Iowa, 3/5/2017
22 vs. Northwestern, 12/27/2016

Carr & Watkins scored 20+ points in same game, 2017-18
^^ Stevens & Watkins scored 20+ points in same game, 2017-18
** Carr & Stevens scored 20+ points in same game, 2017-18
>> Carr & Stevens scored 20+ points in same game 2016-17

PENN STATE CAREER 30-PLUS POINT GAMES

Tony Carr (4)

33 vs. Minnesota (ot), 1/15/2018
33 vs. Campbell, 11/10/2017
31 vs. Texas A&M, 11/21/2017
30 vs. Ohio State, 2/15/2018

Shep Garner (2)

33 vs. Purdue-BTT, 3/3/2018
30 at Boston College, 12/2/2015

Lamar Stevens (1)

30 vs. Northwestern, 1/5/2018



NEW FACES, THE SEQUEL

Coach Patrick Chambers and the Penn State Men's Basketball program welcomed new Nittany Lions Myles Dread and Rasir Bolton to the family on November 8 when the pair signed their National Letters of Intent to enroll at Penn State and play for the Nittany Lions. The full press release is available here: gopsu.info/MBBDreadBolton.

LIONS' RECORD WHEN...

At home	15-4
On road	4-7
Neutral	3-2
vs. Top-25 teams	3-5
Leading at the half	20-5
Trailing at the half	1-8
Tied at the half	1-0
Lead w/ 5:00 to play	18-2
Trail w/ 5:00 to play	3-10
Tied w/ 5:00 to play	1-1
In overtime(s)	1-1
Wearing white (at home)	15-3
Wearing white (as visiting team)	0-1
Wearing gray	0-1
Wearing blue	6-8
Wearing pink and black	1-0
Game decided by 1-5 pts	5-4
Game decided by 6-10 pts	2-6
Game decided 11-15 pts	5-3
Game decided by 16+ pts	10-0
PSU scores < 60 points	--
PSU scores 60-69 pts	4-6
PSU scores 70-79 pts	10-5
PSU scores 80-89 pts	8-2
PSU scores 90+ pts	--
PSU scores 100+ pts	--
Opp. scores < 60 pts	14-0
Opp. scores 60-69 pts	3-1
Opp. scores 70-79 pts	5-9
Opp. scores 80-89 pts	0-1
Opp. scores 90-99 pts	0-2
Opp. scores 100+ pts	--
1 PSU player scores 10+	--
2 PSU players score 10+	1-4
3 PSU players score 10+	7-7
4 PSU players score 10+	8-1
5 PSU players score 10+	5-1
6 PSU players score 10+	1-0
PSU outrebounds opp.	17-4
Opp. outrebounds PSU	5-8
Rebounds are equal	0-1
PSU has more turnovers	7-7
Opp. has more turnovers	12-6
Turnovers are equal	3-0
FG% over 40%	17-10
FG% less than 40%	5-3
Opp. FG% over 40%	9-13
Opp. FG% less than 40%	13-0
PSU outshoots opp.	15-4
Opp. outshoots PSU	7-9
In November	6-2
In December	5-2
In January	4-5
In February	4-3
In March	3-1
On Sunday	3-2
On Monday	1-2
On Tuesday	1-3
On Wednesday	3-3
On Thursday	3-0
On Friday	6-1
On Saturday	5-2



THE "CLIMB" CONQUERED

Coach Patrick Chambers led more than 20 members of the "Legion of Blue" student section, the Nittany Lion mascot, media and staff members to the top of Mount Nittany in September.

Tied into the Nittany Lions' social media hashtag #ClimbWithUs, the hike covered 1.2 miles round trip and reached an elevation of 1,900 feet. The top of Mount Nittany offers views of the Bryce Jordan Center, Beaver Stadium, the University Park campus and State College.

LESS THAN 60, TIMES 14

With the 63-57 win over Temple in the first round of the NIT, fourteen victories have come in 2017-18 when opponents have been held to fewer than 60 points by the defensive-minded Nittany Lions.

When keeping its opponents below 70 points, Penn State is 28-1 over the last two seasons.

The Illini made the list with 52 points and scored 16 in the second half, the lowest in either half by a Nittany Lion opponent this season.

Penn State allowed the Scarlet Knights only 43 points, tying the low scoring total by an opponent this season. Coppin State also had 43 points (12/30/17). Iowa scored 58 points, its lowest point total in the Big Ten this year.

For the third time this season, most recently against Illinois and No. 8 Ohio State, Penn State has kept back-to-back opponents from scoring more than 60 points.

Date	Opponent	Pts.
Feb. 15	Ohio State	56
Feb. 11	at Illinois	52
Dec. 9	Geo. Washington	54
Dec. 17	at George Mason	54
Nov. 12	Fairleigh Dickinson	57
Nov. 15	Montana	57

Three teams, Coppin State (43), Rutgers (43) and Oral Roberts (48), were below 50 points.

AND UNDER 40

Penn State added another win to its in 2017-18 record, now 13-0, when holding an opponent to a field goal percentage under 40 percent as Ohio State was 21-54 (38.9%) on Feb. 15. The Nittany Lions are 68-18 under Chambers' era when the statistic holds true.

The Nittany Lions were 9-1 in 2016-17 when holding opponents under 40 percent shooting from the field. The lone loss was to then-No. 14 Purdue, which shot 39.7 percent Feb. 21 in the BJC.

TOPPING THE CHARTS

Penn State compared its Big Ten Conference statistics against Nittany Lion team totals (conference games only) since the 1992-93 season. The Nittany Lions also took claimed some top spots on the overall statistics charts.

Big Ten Conference Statistics

Offensive Stats	Rank	Value
Total Points	1	1,297
Field Goals	1	487
FG Pct.	1	46.4
3-Pt. FG %	2	37.1
FG Attempts	2	1,050
Points Avg.	T-3	72.1
3-Pt. FG	4	126
Total Rebounds	7	598
Rebound Avg.	T-8	33.2
Rebound Margin	10	(-0.3)
3-Pt. FG Att.	T-10	340

Defensive Stats	Rank	Value
Blocked Shots	T-1	92
Lowest FG%	5	44.3
Lowest 3-Pt. FG%	7	35.0
Steals	T-7	110
Lowest Point Avg.	8	69.2

NCAA / Big Ten Statistical Rankings
top 80 // games through 3-14-2018

TEAM	NCAA Rank	BT Rank
Total Blocks	180	12
Total Steals	257	20
Blocked Shots Per Game	5.1	21
Scoring Defense	66.6	42
3-Point Field Goal Pct.	38.3	44
Steals Per Game	7.3	56
Scoring Margin	7.7	58
Total Rebounds	1,251	59
Turnover Margin	1.5	74

INDIVIDUAL	NCAA	BT
Field Goal Percentage		
Mike Watkins	68.5	2
Steals Per Game		
Josh Reaves	2.27	14
Total Steals		
Josh Reaves	68	18
3-pt. FG Made		
Shep Garner	103	19
Blocked Shots Per Game		
Mike Watkins	2.34	20
Defensive Rebounds Per Game		
Mike Watkins	6.9	29
Total Blocks		
Mike Watkins	68	32
3-pt. FG Made Per Game		
Shep Garner	2.94	37
3-pt. FG Percentage		
Shep Garner	42.2	38
Rebounds Per Game		
Mike Watkins	8.9	42
Double Doubles		
Mike Watkins	12	45
Total Points		
Tony Carr	640	46
Points Per Game		
Tony Carr	19.4	56
Assist to Turnover Ratio		
Josh Reaves	2.2	71
Total Assists		
Tony Carr	156	75
Total Minutes		
Tony Carr	1153:00	77

Overall Statistics

Offensive Stats	Rank	Value
Total Points	1	2,600
Field Goals	1	943
FG Attempts	1	2,058
Total Rebounds	2	1,251
3-Pt. FG	3	259
3-Pt. FG Att.	5	677
Points Avg	T-5	74.3
3-Pt. FG %	4	38.3

Defensive Stats	Rank	Value
Blocked Shots	T-2	180
Steals	3	257

ON THE BOARDS

Penn State had moved up to 56th in the national rankings in rebound margin with a +5.1 advantage over its opponents in 2017-18 and finished the regular season at +2.7. In 20 games in which the Nittany Lions have outrebounded their opponents, they are 17-4.

Season	# Gms + Reb	PS Reb Avg.	Opp Reb Avg.	Mar
2017-18	21	35.7	33.0	+2.7
2016-17	10	35.4	38.8	-3.4
2015-16	13	34.7	36.0	-1.3
2014-15	18	35.3	35.8	-0.5
2013-14	16	35.2	34.5	+0.7
2012-13	16	34.9	33.5	+1.4
2011-12	19	33.9	32.0	+1.9

POINTS RISING

Just one of the indicators of Penn State's increase in its offensive output was the setting of the program's record for points scored in the Big Ten (1,262) in 2016-17 and then breaking that record, again, in 2017-18 (1,297).

In comparing the season's figures after regular-season games, the current 74.3 points per game average is the highest since the 2000-01 season, highest under Chambers, and a 12.4-point difference from Chambers' first season in 2011-12.



HAPPY IN HAPPY VALLEY

Penn State fans took to the court after the Nittany Lions defeated their fifth top-25 opponent at home in the BJC in the last two seasons. The raucous crowd of 10,981 now ranks as the third-highest attendance total at the BJC in 2017-18, and second-best for a weeknight game in the Chambers' era.

Image: Michael Black

Season	Record	FG%	Scoring	
			Reg Seas.	Final Avg.
2017-18	22-13	45.8	74.3	
2016-17	14-17	41.6	72.0	71.7
2015-16	16-15	40.6	65.5	65.8
2014-15	16-15	42.4	67.1	66.9
2013-14	15-16	43.7	72.0	70.9
2012-13	10-20	39.2	61.5	61.6
2011-12	12-19	39.4	61.9	61.8

RANKED FOES TESTED IN BJC

Penn State has won five of seven games against ranked teams in the Bryce Jordan Center in the last three seasons, including four-consecutive contests against top-25 squads (2015-16 and 2016-17).

	Rank/Opponent	Score	Date
L	No. 17 Michigan	63-72	2/21/18
W	No. 8 Ohio State	79-56	2/15/18
L	No. 14 Purdue (ot)	70-74	2/21/17
W	No. 21 Maryland	70-64	2/7/17
W	No. 24 Minnesota	52-50	1/14/17
W	No. 4 Iowa	79-75	2/17/16
W	No. 22 Indiana	68-63	2/6/16

Eight of Chambers' 11 wins over ranked teams have come in front of a home crowd at the BJC.

HOME SWEET HOME

With a 78.9 win percentage in the Bryce Jordan Center in 2017-18, Penn State maintained the program's No. 4 spot for home season win percentages. To date, the 15 wins in the BJC are the second-highest in a single season to the 2008-09 campaign, which finished with a 17-3 home record.

NATIONAL NOTICE

The Nittany Lions received six Associated Press votes in the February 19 poll, the first time they had received votes since December 29, 2014, and the most votes received since a total of 14 on January 31, 2011.

DOUBLE-DIGITS BY DECEMBER

Penn State closed out the 2017 portion of its 2017-18 schedule with 11 wins, marking the third time in the Chambers era the Nittany Lions have recorded a double-digit win total by the end of the December. Penn State has achieved this only four times since 1997-98.

Season	Wins
2017-18	11
2015-16	10
2014-15	12
2008-09	12

GARNER CLIMBS TO EIGHTH

After matching his uniform number with a career-best 33 points vs. No. 8 Purdue in his final Big Ten Tournament game, Shep Garner continued his climb and moved to eighth on Penn State's all-time scoring list. The Chester, Pa., native advanced 13 spots after finishing his junior season at No. 21. He surpassed the 1,500-point milestone with 11 points at Nebraska (2/25/18).

	PTS	FGM	3FG	FTM	
1.	2,213	722	317	452	Talor Battle, 2008-11
5.	1,605	525	332	223	Pete Lisicky, 1995-98
6.	1,579	664	22	269	Jamelle Cornley, 2006-09
7.	1,570	661		229	DeRon Hayes, 1990-93
8.	1,569	512	319	224	S. Garner, 2014-present

SH3P

With 103 3-point field goals made in 2017-18, Garner surpassed his 2016-17 mark of 82 and now has two entries on Penn State's single-season chart at No. 3 and No. 11.

SINGLE-SEASON 3-POINT FIELD GOALS

	3FG	3FGA	PCT	
1.	108	303	35.6	Joe Crispin, 2001
2.	106	287	36.9	Talor Battle, 2011
3.	103	244	42.2	Shep Garner, 2017-18
10.	84	243	38.5	Joe Crispin, 2000
11.	82	230	35.7	Shep Garner, 2016-17

FOR THREEEEEEEEEE.....

Garner is also moving up the Nittany Lions' rankings for career 3-point field goals made. With 319 in his career, Garner is only one of four Nittany Lions with 300 or more and is currently tied for second. He ranks third for Penn State in all-time attempts with 854.

Garner ranks fifth on the NCAA D-I active career leader list for both his 319 total and his career 37.4 percentage.

CAREER 3-POINT FIELD GOALS

	3FG	3FGA	PCT	
1.	332	829	40.0	Pete Lisicky, 1994-98
2.	319	854	37.4	Shep Garner, 2014-present
3.	317	930	34.1	Talor Battle, 2008-11
4.	308	885	34.8	Joe Crispin, 1998-2001

CARR, STEVENS CLIMBING IN SEASON SCORING

Tony Carr broke Penn State's sophomore scoring record with 640 points so far this season, moving past the 635 points by Talor Battle (2009). As the Nittany Lions head into postseason play, both Carr and Stevens are climbing up Penn State's single-season scoring chart.

Carr currently ranks seventh with Stevens moving to 17th.

PENN STATE SINGLE-SEASON SCORING

	PTS	FGM	FTM	
1.	731	244	243	Jesse Arnelle, 1955
3.	687	225	131	Talor Battle, 2011
4.	657	260	132	Jarrett Stephens, 2000
5.	649	192	181	Joe Crispin, 2000
6.	642	195	144	Joe Crispin, 2001
7.	640	219	121	Tony Carr, 2017-18
14.	520	188	93	Brandon Taylor, 2016
	520	158	125	Titus Ivory, 2001
	520	191	138	Ed Fogell, 1990
17.	518	195	103	Lamar Stevens, 2017-18

20-POINT TANDEM

Sophomores Tony Carr and Lamar Stevens had teamed up for four games with each having 20-plus point efforts with two in 2016-17 and two so far in 2017-18

Against Nebraska, Stevens and Mike Watkins added their names and Carr and Watkins paired for another entry on the list of now six Penn State games with two 20-point scorers on the 2017-18 roster.

Date	Opp	Pts.	Nittany Lions
1/15/18	Minnesota (ot)	33	Tony Carr
		20	Mike Watkins
1/12/18	Nebraska (ot)	26	Lamar Stevens
		20	Mike Watkins
1/9/18	at Indiana	28	Tony Carr
		20	Lamar Stevens
11/21/17	vs. Texas A&M	31	Tony Carr
		25	Lamar Stevens
2/1/17	at Indiana (3ot)	26	Lamar Stevens
		24	Tony Carr
11/13/16	Duquesne	24	Lamar Stevens
		20	Tony Carr

When Carr and Stevens recorded their 20-plus points in November 2016, it marked the first time since March 15, 1989 that two Penn State freshmen posted 20 or more points in the same game (Freddie Barnes-24 & Monroe Brown-32 vs. Murray State in the opening round of the NIT).

REAVES, PRINCE OF THIEVES

Junior Josh Reaves currently ranks in the NCAA top 20 individually for total steals (20th-67) and top 15 for steals per game (13th-2.31). His defensive contributions have helped Penn State to a No. 27 national ranking in total steals (252) and No. 46 spot in steals per game (7.4).

Reaves set his career-best with seven steals, after multiple five-steal games, at Nebraska



BASKETBALL IN THE BAHAMAS

Penn State traveled to the Bahamas for its foreign tour trip during the summer of 2017. While the Nittany Lions went 2-0 on their trip, including a double-overtime thriller in the first contest, they also got to experience some of the activities and culture of the islands. Coach Chambers, staff members and several players conducted a clinic on a nearby island on one of the first days after arrival.

NCAA champion, Olympian and Penn State alumnus Mike Sands, who now serves as the president of the Bahamas Association of Athletic Associations, was on hand for in the Nittany Lions' first win and visited with members of the coaching staff after the game.

An afternoon of snorkeling off the coast was scheduled as a break from practices and games and the team also met a group of elaborately costumed Junkanoo musicians playing traditional rhythms with trumpets, drums and percussion instruments.

(2/25) and moved up to eighth on Penn State's all-time steals list with 163. His 1.94 career per game average places him 18th on the NCAA list of active career leaders and career total (163) ranks 32nd.

In addition to moving up on the career chart, Reaves snatched a spot on the single-season list with his 67 (10th) in 2017-18.

Reaves had 60 steals in 2016-17, a total, at the time, just on the outside of Penn State's single-season chart at 11th, quite an accomplishment since Reaves missed six games to start the season.

DOUBLING UP, AGAIN

Josh Reaves (10 pts, 13 rebounds) and Lamar Stevens (10 pts, 11 reb) recorded the latest instance of two Nittany Lions with double-doubles in the same game vs. Rider (12/22). Stevens and Watkins teamed up for the feat at George Mason (12/17). Penn State now has had 33 instances of two players recording double-doubles in the same game.

The double-double statistics date back to the 1976-77 season and in that time period, only one known game with three players with double-doubles has occurred. Carvin Jefferson (16 pts, 10 reb), Steve Kuhn (14 pts, 11 reb) and Chris Ericksen (14 pts, 19 reb) all had double-doubles vs. Memphis State (12/17/1976).

COUNTING 500 & MORE

Redshirt sophomore Mike Watkins became only the second sophomore in Penn State basketball history to achieve 500 career rebounds and in the Purdue game, tied Nittany Lion great Jesse Arnelle to collect 525 rebounds by their sophomore seasons.

Watkins needs 13 rebounds to tie Arnelle's sophomore year record for rebounds.

Arnelle, who played both football and basketball for Penn State, still holds the PSU career record for rebounds with 1,238.

SOPHOMORE 2-YEAR CAREER REBOUND TOTALS

TOT	SO.	FR.	Nittany Lion, Seasons
1.	525	^271	254 Jesse Arnelle, 1951-52* 52-53
	525	258	#267 Mike Watkins, 2016-18
3.	414	225	189 Geary Claxton, 2004-06
4.	396	214	182 Mike Lang, 1979-81
5.	374	219	155 Carvin Jefferson, 1975-77

*NCAA granted eligibility to freshmen during Korean War with permanent eligibility granted beginning with the 1972-73 season.

^Sophomore record for rebounds #Freshman record for rebounds

ADD WATKINS AGAIN

Add Mike Watkins' name to the Penn State record book again. When the redshirt sophomore went 9-10 from the field against Iowa, he tied Ed Fogell (9-10 vs. George Washington, 3/2/1988) for a Penn State individual game record for field goal percentage (min. 10 attempts).

The forward also tied Jarrett Stephens for a Penn State field goal percentage in a Big Ten game. Stephens went 9-10 in two league con-

Image: JoonasSuotamo instagram



CHEWBACCA... THE NITTANY LION

When Nittany Lion basketball student-athlete Joonas Suotamo included in his profile information that his dream job would be "any part of the movie industry," he probably would have not believed he'd be playing one of the most recognizable roles of all time. When looking to cast for Chewbacca, Disney contacted the Finnish basketball team and found the perfect fit in Suotamo. The former forward is in two franchise movies, including the highest-grossing film (U.S.) of 2017 and ninth-highest grossing film of all time, "Star Wars: The Last Jedi," and "Solo: A Star Wars Story," opening May of 2018.

Check out this USA Today article to learn five things about Joonas Suotamo: [gopsu.info/USAToday5ThingsAboutJoonas](https://www.usatoday.com/story/sports/nba/2018/05/01/joonas-suotamo-star-wars-chewbacca/1097117001/). The 2008 Penn State film studies graduate was also featured in this Pittsburgh Post-Gazette article [gopsu.info/PPG_walkingcarpet](https://www.post-gazette.com/stories/sports/2018/05/01/joonas-suotamo-star-wars-chewbacca/1097117001/).

tests, vs. Purdue (2/1/1997) and vs. Minnesota (2/5/1997) four days later.

Watkins, who went 8-8 against the Hawkeyes on Feb. 3 before missing his first field goal, is also listed among the record holders for seven attempts when he went 8-8 vs. Iowa in the final regular-season game of 2016-17 (3/5/17).

STAYING ON TOP

Mike Watkins not only set the Penn State freshman mark for rebounds, he also claimed the top spot for career field goal percentage at 59.0 percent following his rookie campaign. With an accuracy of 68.5 from the field this season, which leads the Big Ten, Watkins has moved to a 63.7 field goal percentage for his career.

Watkins reached the minimum number of field goals made (240) in the Minnesota game to qualify for the NCAA Division I career leaders list. In the most recent statistics, through games of March 15, Watkins ranks fifth.

PENN STATE CAREER FG PERCENTAGE

	PCT	FGM	FGA	
1.	63.7	274	430	Mike Watkins, 2016-present
2.	58.3	539	924	Jarrett Stephens, 1996-00
3.	54.6	301	551	Andrew Jones, 2008-11
4.	54.2	162	299	Sasa Borovnjak, 2009-13
5.	53.9	489	907	Ed Fogell, 1986-90

TAKING ANOTHER TOP SPOT

Watkins' season field goal percentage of 68.5 (146-213) also gives him the top spot on the Nittany Lions' season percentage chart. His rookie year percentage of 59.0 ranks seventh.

PENN STATE SEASON FG PERCENTAGE

	PCT	FGM	FGA	
1.	68.5	146	213	Mike Watkins, 2018
2.	64.0	165	258	Jarrett Stephens, 1998
3.	62.6	67	107	Eric Carr, 1992
4.	60.8	191	314	Ed Fogell, 1990
5.	60.3	70	116	Brandon Hassell, 2007
6.	60.1	131	218	Frank Brickowski, 1981
7.	59.0	128	217	Mike Watkins, 2017

BLOCK PARTY

Redshirt sophomore Mike Watkins has 68 of the Nittany Lions' 180 blocked shots on the year, a total that has Penn State ranked 12th nationally for total blocked shots and 21st for blocked shots per game (5.1).

His 2017-18 numbers place him 32nd nationally with 68 blocks and 2.34 per game (No. 20).

SWAT-KINS

With his second of four blocks against Rider, Mike Watkins moved into the No. 3 spot on Penn State's career blocked shots list. The Philadelphia, Pa., native, who contributed 90 blocked shots to Penn State's record team total of 182 in 2016-17, now has 158 for his career. Among the NCAA Division I active career leaders, he is 10th with 2.55 per game and his 158 total ranks 31st.

CAREER BLOCKED SHOTS

	BLK	BPG	
1.	428	3.8	Calvin Booth, 1995-99
2.	191	2.3	John Amaechi, 1993-95
3.	158	2.55	Mike Watkins, 2017-present



COACHES VS. CANCER SHOES & TIE AUCTION

The sneakers and tie worn by Penn State coach Patrick Chambers during the wins at No. 13 Ohio State (1/25/18) and vs. Rutgers (1/27/18) were auctioned by the American Cancer Society following the Coaches Vs. Cancer "Suits and Sneakers Week."

The Penn State men's basketball staff joined thousands of coaches across the country to support the cause.

The sneakers and Vineyard Vines tie, signed by Chambers, were included in the first group of items up for bid during the season-long fundraiser.

MINUTE BY MINUTE

An injury at the end of 2016-17 sidelined sophomore guard Nazeer Bostick for the remainder of the season, just as his minutes on the floor were increasing. Bostick has three starts, has been first off the bench in 12 games and has connected on seven threes this season.

Coach Patrick Chambers has noted in his media availability sessions that Bostick has been an all-star in his role.

Against Temple, Bostick scored five points in 69 seconds off a jumper and triple at the end of the second quarter to bring the Nittany Lions within five points of the Owls. He went 4-4 from the field and had three rebounds.

The Philadelphia, Pa., native had his first career start against Columbia (11/17) and played a career-high 35 minutes, producing 10 points and a career-best eight rebounds. Against Pittsburgh, he had 10 points with four assists and four steals with no turnovers. He shared the team scoring lead with Jamari Wheeler with 14 points against Oral Roberts (11-24).

Bostick had consecutive games recording his Big Ten career best in points with eight vs. Minnesota and tying that total with eight at Northwestern.

KING WHEELER

Freshman Jamari Wheeler has provided a spark for the Nittany Lions, playing in all 35 games (14.9 minutes per game) and earning three-straight starts against Nebraska, Minnesota and at Northwestern. He is second on the team with 47 steals behind teammate Josh Reaves after leading the Big Ten in that category in January.

The Live Oak, Fla., native tied his career-best with seven rebounds vs. Coppin State and had a career-best and team season-high six steals at George Mason. In Big Ten play, he has had two games with four points and had a league game career-best with five rebounds vs. Nebraska.

Wheeler has led the Nittany Lions in steals 13 times this year with team-leading totals in assists three times, rebounds twice and scoring once.

CARR'S FRESHMAN 26

Tony Carr scored in double figures 26 times during his freshman season -- another Penn State rookie record to his credit. In addition to his 139 assists in 2016-17, he topped Jesse Arnelles (23) for most games with 10 or more points in a freshman season.

CARR'S FRESHMAN 28

When Carr was asked during media day if he had gained 28 pounds in the offseason, the Philadelphia, Pa., native was quick to quip that he gained 28 pounds of muscle to his frame, now weighing in, literally, at 204 for his sophomore season.

PHILLY SIX NOW SEVEN

With the addition of freshman John Harrar from Wallingford, seven Nittany Lions on the 2017-18 roster hail from the Philadelphia area. Nazeer Bostick, Tony Carr, Shep Garner and Lamar Stevens represent Roman Catholic High School. Mike Watkins is from The Phelps School and Julian Moore is from Germantown Academy.

THON HOOPS RAISES \$12,650

The 2017-18 THON Hoops game raised \$12,650 for the [Penn State Dance Marathon \(THON\)](#) as all student ticket sales from the January 27 game benefited the organization. Children from Four Diamonds who attended the game were invited to a fun postgame event with some of the Nittany Lions.

Read more about the THON Hoops game here: [gopsu.info/THONHoops1718](#). First organized in 1973 as a way for students to give back to their community, THON 2018 took place in the Bryce Jordan Center last weekend and raised more than \$10.1 million. Overall, THON has raised more than \$147 million and helped more than 3,700 families.

NITTANY LION RETURNS

Penn State men's basketball coach Patrick Chambers announced in December 2017 that alumnus and four-year Nittany Lion letterman, Jarrett Stephens '00, will be working with the program as a consultant.

Stephens, who played from 1996-2000, will assist student-athletes in student development areas, which include life skills development, the transition from high school to college, life after college, and community engagement.

Stephens completed his Penn State career at No. 5 on the Nittany Lions' all-time scoring list with 1,372 career points and was eighth with 703 career rebounds. He held the top spot in career field goal percentage at 58.3 for 17 years until current redshirt sophomore forward Mike Watkins claimed the No. 1 spot following the 2016-17 season.

Penn State's first-ever consensus first-team All-Big Ten selection, Stephens was an All-Big Ten Tournament and All-NIT Finals pick as well as a USWBA All-Region choice. Following his collegiate career, Stephens played professionally for nearly a decade with teams in Europe and South America.

THE HEARTBREAKERS

The one-point loss to Ohio State at the BJC on February 28, 2017, was Penn State's seventh Big Ten game decided in overtime or by one possession during the 2016-17 season. Five of the 2016-17 conference losses were decided by five points or less: at Michigan (-3, 69-72); Indiana (-3, 75-78); Rutgers (-2, 68-70); Purdue (-4, 70-74 ot) and Ohio State (-1, 70-71).

SHARE THE LOVE

Seven players led the team in scoring at least once in 2016-17 and six players combined for 24 outings with 20 or more points. According to research conducted by Memphis, Penn State, UMass and Memphis were the only schools with six players to tally at least 20 points in a game in 2016-17.

NEW PLACES

Penn State guard and alumnus Tim Frazier (2009-14), who spent the 2016-17 season with the NBA's New Orleans Pelicans, was acquired by the Washington Wizards on the eve of the league's 2017 draft. In his final 15 games of last season, he dished out 76 assists while only committing 10 turnovers. Nittany Lion D.J. Newbill inked a new contract for 2017-18 and will play with the NBL's New Zealand Sky City Breakers.

Other Nittany Lion alumni competed for new teams this year as both Brandon Taylor (Jamtland, Sweden) and Donovan Jack (Bayer Giants Leverkusen) signed with new clubs in August. Talor Battle played for Petrol Olimpija in Ljubljana, Slovenia, in 2017-18 before announcing his retirement from professional basketball on Feb. 21.

THE PENN STATE COACHES SHOW PRESENTED BY PEPSI

"The Penn State Coaches Show Featuring Patrick Chambers Presented by Pepsi" is broadcast live on 40-plus affiliates and on Lion-Vision on GoPSUsports.com. Fans can listen to encore presentations of this season's shows on LionVision on GoPSUsports.com.

In addition to Chambers, "The Penn State Coaches Show" includes segments with various coaches from other Penn State teams and athletics administrators. Guests of "The Penn State Coaches Show Presented by Pepsi" answered questions from fans at Primanti Bros. and online. Fans can submit questions at www.GoPSUsports.com/askthecoach.

Steve Jones, the radio play-by-play voice of the Nittany Lion basketball and football teams, is host of "The Penn State Coaches Show Presented by Pepsi" and was joined by Roger Corey, who also hosts the Penn State Sports Network's football pre-game Tailgate Show. Jeff Tarman is the producer of the show.

Games and all programs are available live and as encore broadcasts for free online and on the GoPSUsports mobile app.

The Penn State Sports Network is syndicated by Penn State Sports Properties, a property of Learfield Sports.

Catch the encore presentations here:

Nov. 30 -- gopsu.info/MBBCoachesShow1130
 Dec. 7 -- gopsu.info/MBBCoachesShow127
 Dec. 14 -- gopsu.info/MBBCoachesShow1214
 Dec. 21 -- gopsu.info/MBBCoachesShow1221
 Jan. 4 -- gopsu.info/MBBCoachesShow14
 Jan. 11 -- gopsu.info/MBBCoachesShow11118
 Jan. 18 -- gopsu.info/MBBCoachesShow11818
 Jan. 22 -- gopsu.info/MBBCoachesShow12218
 Feb. 1 -- gopsu.info/MBBCoachesShow2118
 Feb. 8 -- gopsu.info/MBBCoachesShow2818
 Feb. 15 -- gopsu.info/MBBCoachesShow21518
 Feb. 22 -- gopsu.info/MBBCoachesShow22218
 Feb. 26 -- gopsu.info/MBBCoachesShow22218
 Mar. 8 -- gopsu.info/MBBCoachesShow3818

PENN STATE SPORTS NETWORK

More than 40 radio stations in Pennsylvania and New York will carry Nittany Lion Basketball games during the 2017-18 season. Radio announcer Steve Jones, in his 36th year with Penn State, will handle the play-by-play with USBWA Hall of Famer Dick Jerardi of the Philadelphia Daily News serving as analyst. Broadcasts begin 30 minutes prior to tip-off with the "Penn State Bookstore Pre-game Show." Broadcasts conclude with the PA Propane Association Postgame Show post-game show featuring coach and player interviews, game statistics and scores from around the nation.

Broadcasts are also available on SiriusXM with channels for each game announced in game notes. A station carrying a partial schedule is denoted with an asterisk (*).

City/Market	Station	Signal
Allentown/ Bethlehem/		
Easton*	WAEB	790-AM
Altoona	WVAM	1430-AM
Apollo	WAVL	910-AM
Avoca	WILK	103.1-FM
Bedford	WAYC	1600-AM
Bradford	WAGL	103.9-FM
Bradford	WAGL	99.1-FM
Clarion	WCCR	92.7-FM
Clearfield	WCPA	900-AM
Corry	WWCB	1370-AM
Coudersport	WAGL	103.9-FM
Coudersport	WAGL	99.1-FM
Erie	WPSE	1450-AM
Erie	WPSE	107.1-FM
Greensburg	WAVL	98.7-FM
Harrisburg	Sports Radio	96.5-FM
Harrisburg	Sports Radio	95.3-FM
Harrisburg	Sports Radio	1400-AM
Harrisburg	Sports Radio	93.5-FM (HD)
Hazleton	WKZN	1300-AM
Kane	WAGL	103.9-FM
Kane	WAGL	99.1-FM
Lansdale	WNPV	1440-AM
Lebanon	WLBR	1270-AM
Lewistown	WLIU	670-AM
Lewistown	WLIU	92.9-FM
New York Metro*	WVNJ	1160-AM
Oil City	WKQW	96.3-FM
Oil City	WKQW	1120-AM
Philadelphia	WNTP	990-AM
Philadelphia (if conflicts on WNTP)	WFIL	560-AM
Pittsburgh	WPIT	96.5-FM
Pittsburgh	WPIT	740-AM
Pottsville	WPPA	1360-AM
Reading	WIOV	1240-AM
Reading	WIOV	98.5-FM
Scranton	WBZU	910-AM
Smethport	WAGL	103.9-FM
Smethport	WAGL	99.1-FM
State College	WQWK	1450-AM
Sunbury	WKOK	1070-AM
Towanda	WTTC	1550-AM
Troy	WTZN	1310-AM
Tyrone	WTRN	1340-AM
Tyrone	WTRN	100.7-FM
Wilkes-Barre	WILK	980-AM
Williamsport	WRAK	1400-AM
York / Red Lion	WGLD	1440-AM

2017-18 GAME-BY-GAME COMPARISONS

Team	Result	FG-A	Pct.	3FG-A	Pct.	FT-A	Pct.	O	D	Tot	PF-DQ	A	TO	B	S	1H	2H	OT	F	Mar	
Campbell		25-62	.403	6-23	.261	19-23	.826	11	26	37	27	8	18	8	5	28	47	--	75		
Penn State	W 86-75	24-65	.369	5-19	.263	33-41	.805	15	29	44	+7	24	11	14	4	8	36	50	--	86	+11
Fairleigh Dickinson		20-47	.426	5-10	.500	12-18	.667	4	22	26	21	11	31	3	8	29	28	--	57		
Penn State	W 81-57	30-67	.448	4-16	.250	17-22	.773	18	24	42	+16	18	17	23	5	18	45	36	--	81	+24
Montana		22-56	.393	6-21	.286	7-15	.467	10	24	34	22	9	15	5	9	29	28	--	57		
Penn State	W 70-57	25-50	.500	6-12	.500	14-24	.583	4	28	32	-2	15	12	15	9	3	24	36	--	70	+13
Columbia		23-59	.390	8-19	.421	11-12	.917	8	25	33	17	12	20	4	3	35	30	--	65		
Penn State	W 79-65	27-65	.415	7-23	.304	18-22	.818	14	28	42	+9	14	11	13	7	10	38	41	--	79	+14
Penn State		34-59	.576	9-22	.409	8-18	.444	10	32	42	15	16	11	5	10	47	38	--	85		
Pittsburgh	W 85-54	18-58	.310	10-29	.345	8-14	.571	10	22	32	+10	21	11	14	0	5	21	33	--	54	+31
Penn State		31-61	.508	5-19	.263	20-28	.714	9	14	23	21	15	10	5	14	40	47	--	87		
#16/19 Texas A&M	L 87-98	33-54	.611	6-12	.500	26-29	.897	9	27	36	-13	21	18	16	5	5	42	56	--	98	+11
Oral Roberts		19-57	.333	6-16	.375	4-7	.571	14	16	30	13	8	18	3	7	19	29	--	48		
Penn State	W 86-48	32-57	.561	9-20	.450	13-19	.684	11	27	38	+8	13	16	10	7	14	38	48	--	86	+38
Penn State		29-67	.433	5-13	.385	15-23	.652	20	23	43	29	12	18	5	8	30	48	--	78		
at N.C. State	L 78-85	25-57	.439	10-16	.625	25-37	.676	13	22	35	+8	21	14	14	7	6	37	48	--	85	+7
Penn State		28-64	.438	12-23	.522	9-11	.818	11	19	30	22	19	14	7	8	39	38	--	77		
at Iowa *	W 77-73	28-55	.509	4-12	.333	13-21	.619	14	25	39	-9	15	16	18	6	5	34	39	--	73	-4
Wisconsin *		23-52	.442	5-11	.455	13-19	.684	8	28	36	23	13	10	4	8	31	33	--	64		
Penn State	L 63-64	20-56	.357	2-14	.143	21-25	.840	10	24	34	-2	16	12	11	13	6	25	38	--	63	-1
George Washington		19-52	.365	2-15	.133	14-20	.700	6	19	25	13	5	16	5	7	19	35	--	54		
Penn State	W 74-54	29-60	.483	7-16	.438	9-16	.563	15	27	42	+17	21	14	15	4	7	48	26	--	74	+20
Penn State		28-57	.491	6-19	.316	10-16	.625	8	28	36	19	13	12	4	11	38	34	--	72		
at George Mason	W 72-54	20-54	.370	0-14	.000	14-17	.824	9	23	32	+4	18	6	15	2	7	18	36	--	54	+18
Binghamton		27-66	.409	9-23	.391	2-5	.400	13	18	31	18	11	15	2	8	36	29	--	65		
Penn State	W 80-65	31-54	.574	10-17	.588	8-15	.533	9	27	36	+5	10	17	17	4	7	39	41	--	80	+15
Rider		26-64	.406	9-27	.333	10-19	.526	10	30	40	20	11	12	2	5	31	40	--	71		
Penn State	L 70-71	26-62	.419	9-23	.391	9-15	.600	10	32	42	+2	19	16	13	12	7	35	35	--	70	-1
Coppin State		14-46	.304	6-20	.300	9-14	.643	4	20	24	18	8	18	2	5	23	20	--	43		
Penn State	W 88-43	28-57	.491	14-28	.500	18-23	.783	11	30	41	+17	11	22	10	4	10	43	45	--	88	+45
Penn State		29-69	.420	9-26	.346	2-4	.500	12	26	38	24	20	6	3	4	34	35	--	69		
at Maryland *	L 69-75	24-53	.453	4-13	.308	23-34	.676	9	29	38	+/- 0	12	13	5	1	2	30	45	--	75	+6
Northwestern *		23-62	.371	11-28	.393	6-6	1.000	10	17	27	21	11	15	2	8	34	29	--	63		
Penn State	W 78-63	30-55	.545	3-13	.231	15-23	.652	12	28	40	+13	11	15	16	8	9	41	37	--	78	+15
Penn State		26-52	.500	6-14	.429	12-18	.667	5	26	31	20	8	14	4	5	31	39	--	70		
at Indiana *	L 70-74	25-62	.403	6-27	.222	18-22	.818	12	24	36	-5	20	14	9	1	6	35	39	--	74	-4
Nebraska *		25-68	.368	9-26	.346	15-24	.625	11	25	36	17	12	7	6	7	24	41	9	74		
Penn State	W 76-74 ot	26-66	.394	7-20	.350	17-24	.708	14	34	48	+12	18	15	14	4	3	33	32	11	76	+2
Minnesota *		35-66	.530	10-17	.588	15-23	.652	9	36	45	14	12	12	3	2	41	33	21	95		
Penn State	L 84-95 ot	33-74	.446	7-22	.318	11-15	.733	8	26	34	-11	18	12	4	5	8	37	37	10	84	-11
Penn State		22-43	.512	7-19	.368	10-12	.833	6	19	25	18	11	14	6	1	35	26	--	61		
at Northwestern *	L 61-70	28-65	.431	5-19	.263	9-14	.643	16	16	32	-7	17	16	7	2	5	33	37	--	70	-9
Penn State		28-48	.583	11-14	.786	15-20	.750	6	15	21	13	10	10	1	2	38	44	--	82		
at 13/13 Ohio State *	W 82-79	28-50	.560	7-15	.467	16-16	1.000	7	18	25	-4	16	12	11	4	5	37	42	--	79	+3
Rutgers *		16-51	.314	4-17	.235	7-9	.778	2	25	27	15	10	16	3	7	23	20	--	43		
Penn State	W 60-43	24-55	.436	5-18	.278	7-12	.583	9	33	42	+15	13	12	16	5	7	28	32	--	60	+17
Penn State		26-69	.377	7-24	.292	9-11	.818	9	20	29	21	13	8	3	10	30	38	--	68		
at Michigan State *	L 68-76	24-28	.500	8-17	.471	20-25	.800	5	35	40	-11	14	18	16	7	5	24	52	--	76	-8
Iowa *		21-55	.382	1-10	.100	15-22	.682	12	18	30	14	7	13	1	4	28	30	--	58		
Penn State	W 82-58	35-64	.547	5-15	.333	7-10	.700	11	26	37	+7	19	13	11	6	5	47	35	--	82	+24
Maryland *		25-46	.543	9-17	.529	11-14	.786	4	19	23	17	14	14	2	6	35	35	--	70		
Penn State	W 74-70	27-52	.519	9-21	.429	11-18	.611	9	18	27	+4	12	14	10	3	6	41	33	--	74	+4
Penn State		30-55	.545	7-24	.292	7-11	.636	9	19	28	16	20	11	3	6	37	37	--	74		
at Illinois *	W 74-52	20-51	.392	5-19	.263	7-12	.583	14	18	32	-4	16	10	16	0	5	36	16	--	52	+22
8/9 Ohio State *		21-54	.389	2-15	.133	12-17	.706	8	22	30	21	9	10	3	7	21	35	--	56		
Penn State	W 79-56	26-54	.481	9-20	.450	18-27	.667	10	28	38	+8	19	14	11	7	8	45	34	--	79	+23
Penn State		28-56	.500	9-18	.500	8-13	.615	11	24	35	22	14	15	5	5	36	37	--	73		
at 6/7 Purdue *	L 73-76	26-53	.491	7-20	.350	17-27	.630	9	19	28	+7	18	13	9	4	9	32	44	--	76	-3
17/16 Michigan *		23-51	.451	10-21	.476	16-19	.842	6	28	34	15	15	12	6	8	34	38	--	72		
Penn State	L 63-72	25-59	.424	7-18	.389	6-11	.545	9	24	33	-1	19	10	10	6	6	26	37	--	63	-9
Penn State		24-59	.407	4-17	.235	12-19	.632	10	18	28	19	6	13	3	11	17	47	--	64		
at Nebraska *	L 64-76	28-57	.491	4-13	.308	16-23	.696	14	31	45	-17	14	16	15	3	6	34	42	--	76	-12
Northwestern		21-52	.404	5-19	.263	10-15	.667	11	27	38	15	12	9	5	2	30	30	--	57		
Penn State	W 65-57	22-61	.361	13-29	.448	8-12	.667	13	24	37	-1	14	12	5	4	3	30	35	--	65	+8
Penn State		22-58	.379	9-19	.474	16-20	.800	14	25	39	15	14	9	2	5	33	36	--	69		
vs. 13/14 Ohio State	W 69-68	26-59	.441	8-23	.348	8-11	.727	11	22	33	+6	18</									

2017-18 GAME-BY-GAME LEADERS

	OPP.	RESULT	DBL FIG	POINTS	REBOUNDS	ASSISTS	BLOCKS	STEALS
11/10	CAMPBELL	W, 86-75	2	Carr (33)	Carr (9) T•	Carr (7) •	Stevens (2) T•	Reaves (3) •
11/12	FAIRLEIGH DICKINSON	W, 81-57	5	Carr (20) •	Reaves (9) •	Carr (7) •	Watkins (3) •	Reaves (4) •
11/15	MONTANA	W, 70-57	3	Stevens (25) •	Stevens (7) T•	Garner/Wheeler (3)	Watkins (4) •	Stevens (2)
11/17	COLUMBIA	W, 79-65	5	Garner (26) •	Watkins (14) •	Wheeler (4)	Watkins (6) •	Garner/Wheeler (3) T•
11/20	vs. Pittsburgh	W, 85-54	6	Carr (16)	Stevens (8)	Carr (5) •	Watkins (3) •	Bostick (4) •
11/21	vs. 16/19 Texas A&M	L, 87-98	2	Carr (31) •	Stevens (7)	Stevens (5)	Stevens/Watkins (2) T•	Carr/Reaves (4) T•
11/24	ORAL ROBERTS	W, 86-48	4	Bostick/Wheeler (14) T•	Wheeler (7) •	Carr (5) •	Watkins (3) •	Wheeler (5) •
11/29	at N.C. State	L, 78-85	3	Carr (29) •	Watkins (14) •	Reaves (5) •	Watkins (2)	Wheeler (3) T•
12/2	at Iowa*	W, 77-73	4	Stevens (22)	Watkins (7)	Carr (9) •	Watkins (3) T•	Reaves/Stevens (2) T•
12/4	Wisconsin*	L, 63-64	3	Watkins (22) •	Carr (9)	Reaves (5) •	Watkins (7) •	Carr/Garner (2) T•
12/9	George Washington	W, 74-54	5	Carr (19) •	Watkins (12) •	Carr (4) •	Watkins (4) •	Reaves (3) •
12/17	at George Mason	W, 72-54	3	Stevens (23) •	Stevens/Watkins (12) T•	Reaves (4) •	Stevens/Watkins (2) T•	Wheeler (6) •
12/19	BINGHAMTON	W, 80-65	5	Stevens (16) •	Watkins (11) •	Carr (9) •	Watkins (3) •	Reaves (2)
12/22	RIDER	L, 70-71	5	Garner (18) •	Reaves (13) •	Reaves (8) •	Moore/Watkins (4) T•	Reaves (5) •
12/30	COPPIN STATE	W, 88-43	4	Carr (21) •	Wheeler (7) •	Reaves (7) •	Watkins (3) •	Reaves (5) •
1/2	at Maryland	L, 69-75	3	Watkins (17)	Watkins (17) •	Carr (8) •	Watkins (2) •	Wheeler (3) •
1/5	NORTHWESTERN	W, 78-63	3	Stevens (30) •	Watkins (17) •	Carr/Wheeler (5) T•	Watkins (4) •	Wheeler (3) T•
1/9	at Indiana	L, 70-74	3	Carr (28) •	Watkins (12) •	Carr (3)	Wheeler (2) •	Watkins (2)
1/12	NEBRASKA	W, 76-74 ot	3	Stevens (26) •	Watkins (15) •	Carr (8) •	Moore (3) •	Bostick/Carr/Wheeler (1)
1/15	MINNESOTA	L, 84-95 ot	4	Carr (33) •	Watkins (11)	Carr, Garner (3) T•	Stevens/Watkins (2) T•	Watkins/Wheeler(2)T•
1/20	at Northwestern	L, 61-70	2	Garner (22) •	Watkins (8) •	Carr (6) •	Watkins (3) •	Wheeler (1) T•
1/25	at 13/13 Ohio State	W, 82-79	4	Carr (28) •	Stevens (6)	Carr (5) T•	Stevens (1)	Bostick/Stevens (1)
1/27	RUTGERS	W, 60-43	3	Carr (16) •	Watkins (19) •	Carr (4) T•	Watkins (3) •	Reaves (4) •
1/31	at 5/4 Michigan State	L, 68-76	2	Carr (28) •	Reaves (7)	Carr (7)	Bostick, Carr, Moore (1)	Reaves (5) •
2/3	IOWA	W, 82-58	4	Watkins (19) T•	Watkins (10) •	Reaves (5)•	Stevens (4) •	Watkins (2) •
2/7	MARYLAND	W, 74-70	4	Stevens (25) •	Reaves (9) T•	Carr (6) •	Stevens (2) •	Watkins (3) T•
2/11	at Illinois	W, 74-52	5	Garner (16)	Stevens/Carr (6) T•	Carr (6) •	Carr/Garner/Moore (1) T•	Wheeler (2)
2/15	8/9 OHIO STATE	W, 79-56	4	Carr (30) •	Watkins (10) •	Carr (6) •	Moore (3) •	Reaves/Stevens (3) T•
2/18	at 6/7 Purdue	L, 73-76	3	Carr (19)	Reaves (7) •	Carr (5) •	Carr/Harrar Pierce/Stevens (1) T•	Bostick/Carr/Pierce Stevens/Wheeler (1) T•
2/21	17/16 MICHIGAN	L, 62-72	3	Carr (21) •	Stevens (8) T•	Carr (6) •	Carr, Stevens (2)	Reaves (3) T•
2/25	at Nebraska	L, 64-76	3	Carr (27) •	Reaves/Stevens (7)	Reaves (3)	Stevens (3) •	Reaves (7) •
3/1	vs. Northwestern-BTT	W, 65-57	3	Carr (25) •	Reaves (8)	Carr (4)	Moore (3) •	Garner/Reaves/Wheeler (1) T•
3/2	vs. Ohio State-BTT	w, 69-68	3	Carr (25) T•	Reaves/Stevens (7) T•	Carr (5)	Carr/Moore/Stevens (1)	Wheeler (2) •
3/3	vs. Purdue-BTT	L, 70-78	3	Garner (33) •	Carr (9) •	Carr (4)	Harrar/Pierce (1)	Garner (3) •
3/14	TEMPLE	W, 63-57	4	Reaves (19) •	Reaves (11)	Carr (5) •	Stevens (2) T•	Carr, Garner, Moore Reaves, Zemgulis (1)

• -- indicates game-high total
T• -- indicates tie for game-high total

 2017-18 Penn State individual season high

2016-17 STARTERS

OPP.	G	G	G/F	F	F/C	Rec
Albany	Carr	Garner	Samuel	Stevens	Watkins	0-1
Duquesne	Carr	Garner	Banks	Stevens	Watkins	1-0
GRAND CANYON	Carr	Garner	Banks	Stevens	Watkins	2-0
vs. Duke	Carr	Garner	Banks	Stevens	Watkins	2-1
vs. Cincinnati	Carr	Garner	Banks	Stevens	Watkins	2-2
COLGATE	Carr	Garner	Banks	Stevens	Watkins	3-2
@ Geo. Wash.	Carr	Garner	Banks	Stevens	Watkins	4-2
GA. TECH	Carr	Garner	Banks	Stevens	Watkins	5-2
WRIGHT ST.	Carr	Garner	Banks	Stevens	Watkins	6-2
GEO. MASON	Carr	Garner	Banks	Stevens	Watkins	6-3
vs. Pitt	Carr	Garner	Reaves	Stevens	Watkins	0-1
@ St. John's	Carr	Garner	Reaves	Stevens	Watkins	1-1
MORGAN ST.	Carr	Garner	Reaves	Stevens	Watkins	2-1
N'WESTERN	Carr	Garner	Reaves	Stevens	Watkins	2-2
@ Rutgers	Carr	Reaves	Banks	Stevens	Moore	1-0
@ Michigan	Carr	Reaves	Banks	Stevens	Moore	1-1
vs. Michigan St.	Carr	Garner	Reaves	Stevens	Moore	1-0
MINNESOTA	Carr	Garner	Reaves	Stevens	Moore	2-0
INDIANA	Carr	Garner	Reaves	Stevens	Moore	2-1
@ Purdue	Carr	Garner	Reaves	Stevens	Watkins	2-3
@ Wisconsin	Carr	Garner	Reaves	Stevens	Moore	2-2
ILLINOIS	Carr	Garner	Reaves	Stevens	Moore	3-2
@ Indiana	Carr	Garner	Reaves	Stevens	Moore	3-3
RUTGERS	Carr	Garner	Reaves	Stevens	Moore	3-4
MARYLAND	Carr	Garner	Reaves	Stevens	Watkins	3-3
at Illinois	Carr	Garner	Reaves	Stevens	Watkins	4-3
at Nebraska	Carr	Garner	Reaves	Stevens	Watkins	4-4
PURDUE	Carr	Garner	Reaves	Stevens	Watkins	4-5
at Minnesota	Carr	Garner	Reaves	Stevens	Watkins	4-6
OHIO STATE	Carr	Garner	Reaves	Stevens	Watkins	4-7
at Iowa	Carr	Garner	Reaves	Stevens	Watkins	4-8
Nebraska-BTT	Carr	Reaves	Banks	Stevens	Watkins	1-0
Michigan State-BTT	Carr	Reaves	Banks	Stevens	Watkins	1-1

2017-18 STARTERS

OPP.	G	G	G/F	F	F/C	Rec
Campbell	Carr	Garner	Reaves	Stevens	Moore	1-0
Fairleigh Dickinson	Carr	Garner	Reaves	Stevens	Watkins	1-0
Montana	Carr	Garner	Reaves	Stevens	Watkins	2-0
Columbia	Bostick	Garner	Moore	Stevens	Watkins	1-0
vs. Pittsburgh	Carr	Garner	Reaves	Stevens	Watkins	3-0
Texas A&M	Carr	Garner	Reaves	Stevens	Watkins	3-1
Oral Roberts	Carr	Garner	Reaves	Stevens	Watkins	4-1
at N.C. State	Carr	Garner	Reaves	Stevens	Watkins	4-2
at Iowa	Carr	Garner	Reaves	Stevens	Watkins	5-2
Wisconsin	Carr	Garner	Reaves	Stevens	Watkins	5-3
Geo. Washington	Carr	Garner	Reaves	Stevens	Watkins	6-3
at George Mason	Bostick	Garner	Reaves	Stevens	Watkins	1-0
Binghamton	Carr	Garner	Reaves	Stevens	Watkins	7-3
Rider	Carr	Garner	Reaves	Stevens	Watkins	7-4
Coppin State	Carr	Garner	Reaves	Stevens	Watkins	8-4
at Maryland	Carr	Garner	Reaves	Stevens	Watkins	8-5
Northwestern	Carr	Garner	Reaves	Stevens	Watkins	9-5
at Indiana	Carr	Garner	Bostick	Stevens	Watkins	0-1
Nebraska	Carr	Garner	Wheeler	Stevens	Watkins	1-0
Minnesota	Carr	Garner	Wheeler	Stevens	Watkins	1-1
at Northwestern	Carr	Garner	Wheeler	Stevens	Watkins	1-2
at Ohio State	Carr	Garner	Zemgulis	Stevens	Watkins	1-0
Rutgers	Carr	Garner	Zemgulis	Stevens	Watkins	2-0
at Michigan State	Carr	Garner	Reaves	Stevens	Watkins	9-6
Iowa	Carr	Garner	Reaves	Stevens	Watkins	10-6
Maryland	Carr	Garner	Reaves	Stevens	Watkins	11-6
at Illinois	Carr	Garner	Reaves	Stevens	Watkins	12-6
Ohio State	Carr	Garner	Reaves	Stevens	Watkins	13-6
at Purdue	Carr	Garner	Reaves	Stevens	Watkins	13-7
Michigan	Carr	Garner	Reaves	Stevens	Moore	1-1
at Nebraska	Carr	Garner	Reaves	Stevens	Moore	1-2
Northwestern-BTT	Carr	Garner	Reaves	Stevens	Harrar	1-0
Ohio State--BTT	Carr	Garner	Reaves	Stevens	Harrar	2-0
Purdue--BTT	Carr	Garner	Reaves	Stevens	Harrar	2-1
Temple-NIT	Carr	Garner	Reaves	Stevens	Harrar	3-1

2017-18 PENN STATE & OPPONENT HIGHS & LOWS

PENN STATE TEAM HIGHS

POINTS	88	COPPIN STATE, 12/30/17
	87	vs. Texas A&M, 11/21/17
	86	ORAL ROBERTS, 11/24/17
	86	CAMPBELL, 11/10/17
	85	vs. Pittsburgh, 11/20/17
FIELD GOALS MADE	35	IOWA, 2/3/18
	34	vs. Pittsburgh, 11/20/17
FIELD GOAL ATTEMPTS	74	MINNESOTA (ot), 1/15/18
	69	at Michigan State, 1/31/18
	69	at Maryland, 1/2/18
FG PERCENTAGE	.583, 28-48	at Ohio State, 1/25/18
	.576, 34-59	vs. Pittsburgh, 11/20/17
3 PT FG MADE	14	COPPIN STATE, 12/30/17
	13	vs. Northwestern-BTT, 3/1/18
3 PT FG ATTEMPTS	30	vs. TEMPLE-NIT, 3/14/18
	29	vs. Northwestern-BTT, 3/1/18
3 PT FG PERCENTAGE	.786, 11-14	at Ohio State, 1/25/18
	.588, 10-17	BINGHAMTON, 12/19/17
FREE THROWS MADE	33	CAMPBELL, 11/10/17
	22	vs. Purdue-BTT, 3/3/18
FREE THROW ATTEMPTS	41	CAMPBELL, 11/10/17
	28	vs. Texas A&M, 11/21/17
FT PERCENTAGE	.840, 21-25	WISCONSIN, 12/4/17
	.833, 10-12	at Northwestern, 1/20/18
REBOUNDS	48	NEBRASKA (ot), 1/12/18
	44	CAMPBELL, 11/10/17
ASSISTS	22	COPPIN STATE, 12/30/17
	20	at Illinois, 2/11/18
	20	at Maryland, 1/2/18
STEALS	18	FAIRLEIGH DICKINSON, 11/12/17
	14	ORAL ROBERTS, 11/24/17
	14	vs. Texas A&M, 11/21/17
BLOCKED SHOTS	13	WISCONSIN, 12/4/17
	12	RIDER, 12/22/17
TURNOVERS	23	FAIRLEIGH DICKINSON, 11/12/17
	18	at NC State, 11/29/17
FOULS	29	at NC State, 11/29/17
	24	at Maryland, 1/2/18
	24	CAMPBELL, 11/10/17

PENN STATE TEAM LOWS

POINTS	60	RUTGERS, 1/27/18
	61	at Northwestern, 1/20/18
FIELD GOALS MADE	18	vs. TEMPLE-NIT, 3/14/18
	20	2x, last vs. Purdue-BTT, 3/3/18
FIELD GOAL ATTEMPTS	43	at Northwestern, 1/20/18
	48	at Ohio State, 1/25/18
FG PERCENTAGE	.339, 20-59	vs. Purdue-BTT, 3/3/18
	.357, 20-56	WISCONSIN, 12/4/17
3 PT FIELD GOALS MADE	2	WISCONSIN, 12/4/17
	3	NORTHWESTERN, 1/5/18
3 PT FG ATTEMPTS	12	MONTANA, 11/15/17
	13	2x, last NORTHWESTERN, 1/5/18
3 PT FG PERCENTAGE	.143, 2-14	WISCONSIN, 12/4/17
	.231, 3-13	NORTHWESTERN, 1/5/18
FREE THROWS MADE	2	at Maryland, 1/2/18
	6	MICHIGAN, 2/21/18
FREE THROW ATTEMPTS	4	at Maryland, 1/2/18
	10	IOWA, 2/3/18
FT PERCENTAGE	.444, 8-18	vs. Pittsburgh, 11/20/17
	.500, 2-4	at Maryland, 1/2/18
REBOUNDS	21	at Ohio State, 1/25/18
	23	vs. Texas A&M, 11/21/17
ASSISTS	6	at Nebraska, 2/25/18
	8	at Indiana, 1/9/18
STEALS	1	at Northwestern, 1/20/18
	2	at Ohio State, 1/25/18
BLOCKED SHOTS	1	at Ohio State, 1/25/18
	2	vs. Purdue-BTT, 3/3/18
TURNOVERS	4	MINNESOTA (ot), 1/15/18
	6	at Maryland, 1/2/18
FOULS	10	BINGHAMTON, 12/19/17
	11	NORTHWESTERN, 1/5/18
	11	COPPIN STATE, 12/30/17

OPPONENT TEAM HIGHS

POINTS	98	vs. Texas A&M, 11/21/17
	95	MINNESOTA (ot), 1/15/18
	85	at NC State, 11/29/17
	79	at Ohio State, 1/25/18
	78	vs. Purdue-BTT, 3/3/18
FIELD GOALS MADE	35	MINNESOTA (ot), 1/15/18
	33	vs. Texas A&M, 11/21/17
FIELD GOAL ATTEMPTS	68	NEBRASKA (ot), 1/12/18
	66	MINNESOTA (ot), 1/15/18
	66	BINGHAMTON, 12/19/17
FG PERCENTAGE	.611, 33-54	vs. Texas A&M, 11/21/17
	.560, 28-50	at Ohio State, 1/25/18
3 PT FIELD GOALS MADE	11	2x, last vs. Purdue-BTT, 3/3/18
	10	4x, last MICHIGAN, 2/21/18
3 PT FG ATTEMPTS	29	vs. Pittsburgh, 11/20/17
	28	NORTHWESTERN, 1/5/18
3 PT FG PERCENTAGE	.625, 10-16	at NC State, 11/29/17
	.588, 10-17	MINNESOTA (ot), 1/15/18
FREE THROWS MADE	26	vs. Texas A&M, 11/21/17
	25	at NC State, 11/29/17
FREE THROW ATTEMPTS	37	at NC State, 11/29/17
	34	at Maryland, 1/2/18
FT PERCENTAGE	1.000, 16-16	at Ohio State, 1/25/18
	1.000, 6-6	NORTHWESTERN, 1/5/18
	.917, 11-12	COLUMBIA, 11/17/17
REBOUNDS	45	at Nebraska, 2/25/18
	45	MINNESOTA (ot), 1/15/18
	40	at Michigan State, 1/31/18
	40	RIDER, 12/22/17
ASSISTS	18	at Michigan State, 1/31/18
	18	vs. Texas A&M, 11/21/17
	16	at Northwestern, 1/20/18
	16	at Iowa, 12/4/17
STEALS	9	2x, last at Purdue, 2/18/18
	8	4x, last NORTHWESTERN, 1/5/18
BLOCKED SHOTS	8	CAMPBELL, 11/10/17
	7	at Michigan State, 1/31/18
	7	at NC State, 11/29/17
TURNOVERS	31	FAIRLEIGH DICKINSON, 11/12/17
	20	COLUMBIA, 11/17/17
FOULS	27	CAMPBELL, 11/10/17
	23	WISCONSIN, 12/4/17

OPPONENT TEAM LOWS

POINTS	43	RUTGERS, 1/27/18
	43	COPPIN STATE, 12/30/17
	48	ORAL ROBERTS, 11/24/17
	52	at Illinois, 2/11/18
	54	at George Mason, 12/17/17
	54	GEORGE WASHINGTON, 12/9/17
	54	vs. Pittsburgh, 11/20/17
FIELD GOALS MADE	14	COPPIN STATE, 12/30/17
	16	RUTGERS, 1/27/18
FIELD GOAL ATTEMPTS	46	MARYLAND, 2/7/18
	46	COPPIN STATE, 12/30/17
	47	FAIRLEIGH DICKINSON, 11/12/17
FG PERCENTAGE	.304, 14-46	COPPIN STATE, 12/30/17
	.310, 18-58	vs. Pittsburgh, 11/20/17
3 PT FIELD GOALS MADE	0	at George Mason, 12/17/17
	1	IOWA, 2/3/18
3 PT FG ATTEMPTS	10	2x, last by IOWA, 2/3/18
	11	WISCONSIN, 12/4/17
3 PT FG PERCENTAGE	.000, 0-14	at George Mason, 12/17/17
	.100, 1-10	IOWA, 2/3/18
FREE THROWS MADE	2	BINGHAMTON, 12/19/17
	4	ORAL ROBERTS, 11/24/17
FREE THROW ATTEMPTS	5	BINGHAMTON, 12/19/17
	6	NORTHWESTERN, 1/5/18
FT PERCENTAGE	.357, 5-14	TEMPLE-NIT, 3/14/18
	400, 2-5	BINGHAMTON, 12/19/17
REBOUNDS	23	MARYLAND, 2/7/18
	24	COPPIN STATE, 12/30/17
ASSISTS	5	GEORGE WASHINGTON, 12/9/17
	6	at George Mason, 12/17/17
STEALS	2	2x, last MINNESOTA (ot), 1/15/18
BLOCKED SHOTS	0	at Illinois, 2/11/18
	0	vs. Pittsburgh, 11/20/17
	1	3x, last IOWA, 2/3/18
TURNOVERS	5	at Maryland, 1/2/18
	7	2x, last at Northwestern, 1/20/18
FOULS	12	at Maryland, 1/2/18
	13	GEORGE WASHINGTON, 12/9/17
	13	ORAL ROBERTS, 11/24/2017

Home games indicated by CAPS.

2017-18 INDIVIDUAL HIGHS

PENN STATE

Points	33	Shep Garner, Purdue-BTT, 3/3/18
	33	Tony Carr vs MINNESOTA ot, 1/15/18
	33	Tony Carr vs CAMPBELL, 11/10/17
	31	Tony Carr vs Texas A&M, 11/21/17
	30	Tony Carr vs. OHIO STATE, 2/15/18
	30	Lamar Stevens vs NORTHWESTERN, 1/5/18
	29	Tony Carr at NC State, 11/29/17
Field Goals Made	14	Lamar Stevens vs NORTHWESTERN, 1/5/18
	12	Tony Carr vs MINNESOTA ot, 1/15/18
	12	Tony Carr at NC State, 11/29/17
Field Goal Att.	30	Tony Carr vs MINNESOTA ot, 1/15/18
	25	Tony Carr at NC State, 11/29/17
FG Pct. min 10 made	.833, 10-12	Lamar Stevens vs. MARYLAND, 2/7/18
	.737, 14-19	Lamar Stevens vs NORTHWESTERN, 1/5/18
3-Point FG Made	6	Shep Garner, Purdue-BTT, 3/3/18
	6	Tony Carr, vs. Northwestern-BTT, 3/1/18
	6	Shep Garner at Northwestern, 1/20/18
	6	Shep Garner vs RIDER, 12/22/17
	5	Shep Garner vs BINGHAMTON, 12/19/17
	5	Shep Garner vs COLUMBIA, 11/17/17
3-Point FG Att.	13	Shep Garner at Illinois, 2/11/18
	11	4x, S. Garner last at Northwestern, 1/20/18
3-Pt FG Pct. min 3 made	1.000, 4-4	Tony Carr vs Pittsburgh, 11/20/17
	.800, 4-5	Tony Carr at Ohio State, 1/25/18
	.800, 4-5	Shep Garner at Ohio State, 1/25/18
Free Throws Made	13	Tony Carr vs CAMPBELL, 11/10/17
	11	Shep Garner, Purdue-BTT, 3/3/18
Free Throw Att.	15	Tony Carr vs CAMPBELL, 11/10/17
	12	Shep Garner, Purdue-BTT, 3/3/18
	12	Tony Carr vs OHIO STATE, 2/15/18
FT Pct. min 5 made	1.000, 9-9	Tony Carr vs FAIRLEIGH DICKINSON, 11/12/17
	1.000, 6-6	Julian Moore vs. TEMPLE-NIT, 3/14/18
	1.000, 6-6	Tony Carr at Michigan State, 1/31/18
	1.000, 6-6	Tony Carr vs MINNESOTA ot, 1/15/18
	1.000, 6-6	Tony Carr vs WISCONSIN, 12/4/17
	1.000, 6-6	Lamar Stevens at Iowa, 12/2/17
	1.000, 6-6	Nazeer Bostick at NC State, 11/29/17
	1.000, 6-6	Nazeer Bostick vs COLUMBIA, 11/17/17
	1.000, 5-5	Lamar Stevens, Ohio State-BTT, 3/3/18
	1.000 5-5	Mike Watkins vs COPPIN STATE, 12/30/17
Rebounds	19	Mike Watkins vs RUTGERS, 1/27/18
	17	Mike Watkins vs NORTHWESTERN, 1/5/18
	17	Mike Watkins at Maryland, 1/2/18
Assists	9	Tony Carr vs BINGHAMTON, 12/19/17
	9	Tony Carr at Iowa, 12/2/17
Steals	7	Josh Reaves at Nebraska, 2/25/18
	6	Jamari Wheeler at George Mason, 12/17/17
Blocked Shots	7	Mike Watkins vs WISCONSIN, 12/4/17
	6	Mike Watkins vs COLUMBIA, 11/17/17
Minutes	43	Tony Carr vs MINNESOTA ot, 1/15/18
	41	Shep Garner vs MINNESOTA ot, 1/15/18
	40	Shep Garner vs. TEMPLE-NIT, 3/14/18
	40	Shep Garner, vs Purdue-BTT, 3/3/18
	40	Lamar Stevens vs MARYLAND, 2/7/18
	40	Lamar Stevens vs MINNESOTA ot, 1/15/18
	40	Tony Carr vs NEBRASKA ot, 1/12/18
	40	Lamar Stevens vs NEBRASKA ot, 1/12/18

OPPONENT

Points	39	Chris Clemons, CAMPBELL, 11/10/17
	27	Carsen Edwards, Purdue, 2/18/18
	25	Keita Bates-Diop, Ohio State-BTT, 3/2/18
	25	Keita Bates-Diop, Ohio State, 1/25/18
	25	Nate Mason, MINNESOTA ot, 1/15/18
	24	Dupree McBrayer, MINNESOTA ot, 1/15/18
	23	Miles Bridges, Michigan State, 1/31/18
	23	Tyler Cook, Iowa, 12/02/17
Field Goals Made	12	Chris Clemons, CAMPBELL, 11/10/17
	10	Keita Bates-Diop, Ohio State-BTT, 3/2/18
	10	Jordan Murphy, MINNESOTA ot, 1/15/18
	10	Robert Williams, Texas A&M, 11/21/17
Field Goal Att.	29	Chris Clemons, CAMPBELL, 11/10/17
	22	Mike Smith, COLUMBIA, 11/17/17
FG Pct. min 10 made	.833, 10-12	Robert Williams, Texas A&M, 11/21/17
	.588, 10-17	Jordan Murphy, MINNESOTA ot, 1/15/18
3-Point FG Made	6	Carsen Edwards, Purdue-BTT, 3/3/18
	5	Jared Wilson-Frame, Pittsburgh, 11/20/17
3-Point FG Att.	12	Jared Wilson-Frame, Pittsburgh, 11/20/17
	11	Scottie Lindsey, NORTHWESTERN, 1/5/18
3-Pt FG Pct. min 3 made	1.000, 3-3	Anthony Cowan, MARYLAND, 2/7/18
	1.000, 3-3	Omer Yurtseven, NC State, 11/29/17
	.800, 4-5	Nate Mason, MINNESOTA ot, 1/15/18
	.800, 4-5	Sam Hunt, NC State, 11/29/17
Free Throws Made	13	Chris Clemons, CAMPBELL, 11/10/17
	9	Kevin Huerter, Maryland, 1/2/18
	9	Justin Kier, George Mason, 12/17/17
	9	Tyler Cook, Iowa, 12/2/17
Free Throw Att.	15	Chris Clemons, CAMPBELL, 11/10/17
	13	Tyler Cook, Iowa, 12/2/17
FT Pct. min 5 made	1.000, 9-9	Kevin Huerter, Maryland, 1/2/18
	1.000, 9-9	Justin Kier, George Mason, 12/17/17
	1.000, 7-7	Duane Wilson, Texas A&M, 11/21/17
	1.000, 6-6	Miles Bridges, Michigan State, 1/31/18
	1.000, 5-5	Isaac Hass, Purdue-BTT, 3/3/18
	1.000, 5-5	Bruno Fernando, MARYLAND, 2/7/18
	1.000, 5-5	Jae'Sean Tate, Ohio State, 1/25/18
	1.000, 5-5	Keita Bates-Diop, Ohio State, 1/25/18
Rebounds	19	Jordan Murphy, MINNESOTA ot, 1/15/18
	12	Ernest Aflakpui, TEMPLE-NIT, 3/14/18
	12	Isaac Copeland, Nebraska, 2/25/18
	12	Tyler Cook, Iowa, 12/2/17
	12	Torin Dorn, NC State, 11/29/17
Assists	10	Cassius Winston, Michigan State, 1/31/18
	7	Stevie Jordan, RIDER, 12/22/17
Steals	3	Zavier Simpson, MICHIGAN, 2/21/18
	3	Carsen Edwards, Purdue, 2/18/18
	3	Trent Frazier, Illinois, 2/11/18
	3	Anthony Cowan, MARYLAND, 2/7/18
	3	Zach McRoberts, Indiana, 1/9/18
	3	Vic Law, NORTHWESTERN, 1/5/18
	3	Willie Rodriguez, BINGHAMTON, 12/19/17
	3	Markell Johnson, NC State, 11/29/17
	3	Ahmaad Rorie, MONTANA, 11/15/17
Blocked Shots	3	Kam Williams, Ohio State-BTT, 3/2/18
	3	Barret Benson, Northwestern-BTT, 3/1/18
	3	Duncan Robinson, MICHIGAN, 2/21/18
	3	Jaren Jackson Jr., Michigan State, 1/31/18
	3	Jack Nunge, Iowa, 12/2/17
	3	Torin Dorn, NC State, 11/29/17

2017-18 POINTS-REBOUNDS-ASSISTS

Opponent	Date	Score			01	03	04	05	10	11	20
			ZEMGULIS,D	PIERCE,SAT	BOSTICK,NA	WHEELER,JA	CARR,TONY	STEVENS,LA	NUSSBAUM,T		
CAMPBELL	11/10/17	86-75	w	2-1-0	4-5-0	4-2-0	4-0-0	33-9-7	8-6-0	DNP	
FAIRLEIGH DICKINSON	11/12/17	81-57	w	3-1-0	0-3-0	12-2-0	0-3-0	20-4-7	12-7-4	DNP	
MONTANA	11/15/17	70-57	w	DNP	2-2-1	2-1-0	0-2-3	7-2-2	25-7-2	DNP	
COLUMBIA	11/17/17	79-65	w	0-4-1	11-3-0	10-8-3	7-2-4	DNP	14-6-2	DNP	
vs Pittsburgh	11/20/17	85-54	w	0-1-0	2-1-1	10-2-4	1-1-2	16-6-5	10-8-2	DNP	
vs Texas A&M	11/21/17	87-98	L	DNP	4-3-0	1-0-0	4-2-0	31-1-3	25-7-5	DNP	
ORAL ROBERTS	11242017	86-48	w	3-0-1	4-6-0	14-5-0	14-7-4	13-1-5	8-6-1	0-0-0	
at NC State	11/29/17	78-85	L	0-0-0	2-0-0	6-3-1	1-0-2	29-7-1	13-8-1	DNP	
at Iowa	12/02/17	77-73	w	DNP	0-2-0	0-1-1	0-1-4	16-6-9	22-5-0	DNP	
WISCONSIN	12/4/17	63-64	L	DNP	DNP	0-0-1	0-1-1	16-9-1	4-6-3	DNP	
GEORGE WASHINGTON	12/9/17	74-54	w	0-1-1	DNP	DNP	5-4-2	19-6-4	10-5-3	DNP	
at George Mason	12/17/17	72-54	w	DNP	2-1-0	6-4-2	5-1-1	DNP	23-12-2	DNP	
BINGHAMTON	12/19/17	80-65	w	DNP	0-1-0	2-2-0	5-3-0	15-4-9	16-8-1	DNP	
RIDER	12/22/17	70-71	L	DNP	0-0-0	4-1-0	4-2-0	10-4-2	10-11-6	DNP	
COPPIN STATE	12/30/17	88-43	w	5-1-0	0-4-1	7-2-1	4-7-4	21-3-4	11-5-2	0-0-0	
at Maryland	01/02/18	69-75	L	DNP	DNP	5-1-0	4-4-2	16-3-8	15-2-1	DNP	
NORTHWESTERN	1/5/18	78-63	w	DNP	DNP	2-1-1	4-2-5	12-4-5	30-5-2	DNP	
at Indiana	01/09/18	70-74	L	DNP	0-1-0	5-5-0	1-1-2	28-2-3	20-7-1	DNP	
NEBRASKA	1/12/18	76-74	w	0-2-0	DNP	7-5-0	0-5-3	17-4-8	26-7-2	DNP	
MINNESOTA	1/15/18	84-95	L	0-0-0	0-1-0	8-3-2	0-4-2	33-6-3	12-7-1	DNP	
at Northwestern	01/20/18	61-70	L	0-0-0	DNP	8-4-1	2-1-1	8-3-6	13-2-1	DNP	
at Ohio State	01/25/18	82-79	w	5-1-1	DNP	3-1-0	0-0-0	28-5-5	15-6-1	DNP	
RUTGERS	1/27/18	60-43	w	0-1-0	DNP	2-0-0	0-0-0	16-5-4	6-4-0	DNP	
at Michigan State	1/31/18	68-76	L	0-0-0	DNP	0-2-1	0-0-0	28-6-7	18-4-1	DNP	
IOWA	02/03/18	82-58	w	0-0-0	DNP	4-4-1	2-3-1	16-6-3	17-6-2	DNP	
MARYLAND	2/7/18	74-70	w	DNP	0-1-0	2-1-0	0-1-3	16-1-6	25-4-2	DNP	
at Illinois	02/11/18	74-52	w	0-0-0	DNP	7-1-3	2-2-3	15-6-6	11-6-2	DNP	
OHIO STATE	2/15/18	79-56	w	0-0-0	0-0-0	4-2-0	2-1-0	30-5-3	7-6-2	DNP	
at Purdue	02/18/18	73-76	L	DNP	2-2-0	6-4-1	0-2-1	19-5-5	13-6-1	DNP	
MICHIGAN	2/21/18	63-72	L	0-1-0	2-0-0	2-0-0	0-0-0	21-5-6	19-8-3	DNP	
at Nebraska	02/25/18	64-76	L	DNP	0-1-0	4-0-0	4-2-0	27-3-1	13-7-0	DNP	
vs Northwestern	3/1/18	65-57	w	DNP	0-0-0	2-2-0	1-2-3	25-6-4	8-5-0	DNP	
vs Ohio State	3/2/18	69-68	w	DNP	DNP	0-4-1	0-1-1	25-6-5	15-7-2	DNP	
vs Purdue	3/3/18	70-78	L	DNP	3-2-0	4-3-0	0-0-1	12-9-4	14-6-1	DNP	
TEMPLE	3/14/18	63-57	w	0-2-0	0-0-0	12-3-0	0-2-0	2-6-5	10-3-3	DNP	

Opponent	Date	Score			21	22	23	24	33	35	44
			HARRAR,JOH	HAZLE,GRAN	REAVES,JOS	WATKINS,MI	GARNER,SHE	BUTTRICK,T	MOORE,JULI		
CAMPBELL	11/10/17	86-75	w	0-0-0	DNP	15-8-1	DNP	8-2-3	DNP	DNP	8-6-0
FAIRLEIGH DICKINSON	11/12/17	81-57	w	2-2-0	DNP	17-9-4	15-5-1	0-2-1	DNP	0-1-0	0-0-0
MONTANA	11/15/17	70-57	w	DNP	DNP	12-2-1	8-6-0	12-5-3	DNP	DNP	2-3-0
COLUMBIA	11/17/17	79-65	w	DNP	DNP	DNP	11-14-0	26-1-1	DNP	DNP	0-3-0
vs Pittsburgh	11/20/17	85-54	w	4-1-0	DNP	10-5-0	13-5-0	13-3-2	2-3-0	4-4-0	
vs Texas A&M	11/21/17	87-98	L	0-0-0	DNP	7-2-4	7-3-2	6-2-1	DNP	DNP	2-0-0
ORAL ROBERTS	11242017	86-48	w	4-2-0	0-0-0	10-2-3	8-6-1	6-0-0	0-0-0	0-0-0	2-0-1
at NC State	11/29/17	78-85	L	DNP	DNP	9-5-5	8-14-1	10-1-1	DNP	DNP	0-2-0
at Iowa	12/02/17	77-73	w	0-0-0	DNP	8-3-3	19-7-0	12-2-2	DNP	DNP	0-1-0
WISCONSIN	12/4/17	63-64	L	0-0-0	DNP	7-3-5	22-8-0	13-2-1	DNP	DNP	1-2-0
GEORGE WASHINGTON	12/9/17	74-54	w	0-2-0	DNP	11-3-3	15-12-1	12-1-0	0-5-0	2-0-0	
at George Mason	12/17/17	72-54	w	0-0-0	DNP	13-2-4	14-12-1	9-3-3	0-0-0	DNP	
BINGHAMTON	12/19/17	80-65	w	DNP	DNP	15-2-4	12-11-1	15-1-2	0-0-0	0-2-0	
RIDER	12/22/17	70-71	L	0-0-0	DNP	10-13-8	10-9-0	18-2-0	DNP	DNP	4-0-0
COPPIN STATE	12/30/17	88-43	w	3-1-0	0-0-0	12-4-7	11-6-2	9-2-1	3-1-0	2-3-0	
at Maryland	01/02/18	69-75	L	0-0-0	DNP	9-4-6	17-17-1	3-2-1	DNP	DNP	0-1-1
NORTHWESTERN	1/5/18	78-63	w	DNP	DNP	7-6-1	18-17-0	2-2-1	DNP	DNP	3-1-0
at Indiana	01/09/18	70-74	L	DNP	DNP	DNP	10-12-1	6-1-0	DNP	DNP	0-1-1
NEBRASKA	1/12/18	76-74	w	DNP	DNP	DNP	20-15-0	6-4-2	0-0-0	0-1-0	
MINNESOTA	1/15/18	84-95	L	DNP	DNP	DNP	20-11-1	11-1-3	DNP	DNP	0-0-0
at Northwestern	01/20/18	61-70	L	DNP	DNP	DNP	8-8-1	22-3-1	DNP	DNP	0-3-0
at Ohio State	01/25/18	82-79	w	DNP	DNP	10-3-1	7-5-0	14-0-2	DNP	DNP	0-0-0
RUTGERS	1/27/18	60-43	w	0-1-0	DNP	15-4-2	15-19-1	6-4-2	DNP	DNP	0-1-3
at Michigan State	1/31/18	68-76	L	0-0-0	DNP	6-7-2	8-5-1	6-2-0	DNP	DNP	2-2-1
IOWA	02/03/18	82-58	w	2-0-0	DNP	11-2-5	19-10-0	9-2-0	DNP	DNP	2-1-1
MARYLAND	2/7/18	74-70	w	DNP	DNP	14-9-1	11-5-1	6-0-1	DNP	DNP	0-2-0
at Illinois	02/11/18	74-52	w	0-0-0	DNP	10-3-1	10-4-0	16-2-4	DNP	DNP	3-1-1
OHIO STATE	2/15/18	79-56	w	DNP	0-0-0	12-4-6	11-10-3	13-2-0	DNP	DNP	0-2-0
at Purdue	02/18/18	73-76	L	0-0-0	DNP	7-7-5	3-2-0	17-4-0	DNP	DNP	6-1-1
MICHIGAN	2/21/18	63-72	L	2-1-0	DNP	8-7-1	0-0-0	3-1-0	DNP	DNP	6-3-0
at Nebraska	02/25/18	64-76	L	0-0-0	DNP	3-7-3	DNP	11-2-2	DNP	DNP	2-3-0
vs Northwestern	3/1/18	65-57	w	0-3-0	DNP	15-8-1	DNP	12-2-3	DNP	DNP	2-3-1
vs Ohio State	3/2/18	69-68	w	2-6-0	DNP	9-7-4	DNP	13-1-1	DNP	DNP	5-5-0
vs Purdue	3/3/18	70-78	L	4-1-0	DNP	0-5-2	DNP	33-3-1	DNP	DNP	0-1-0

PENN STATE: LAST TIME IT HAPPENED

TEAM WON / LOSS

BEAT TOP 25 TEAM	3/2/18 vs. No. 13 Ohio State (69-68)
BEAT TOP 25 TEAM ROAD	1/25/18 at 13/13 Ohio State (82-79)
BEAT TOP 10 TEAM	2/15/18 vs. No. 8 Ohio State (79-56)
BEAT TOP 5 TEAM	2/17/16 vs. No. 4/6 Iowa (79-75)
BEAT A BIG TEN TEAM BY 20+	2/15/18 vs. No. 8 Ohio State (79-56)
WON IN OVERTIME	1/12/18 vs. Nebraska (76-74 (ot))
LOST IN OVERTIME	1/15/18 vs. Minnesota (L, 84-95 (ot))
PLAYED DOUBLE OVERTIME	3/6/16 vs. Illinois (W, 86-79 (2ot))
PLAYED TRIPLE OVERTIME	2/1/17 at Indiana (L, 110-102 (3ot))
NEVER TRAILED	1/5/2018 vs. Northwestern (78-63)
CAME FROM 20+ DOWN TO WIN	3/15/95 (NIT) vs Miami (62-56) (-20)
CAME FROM 15+ DOWN TO WIN	12/19/15 at Drexel (63-57) (-17)
CAME FROM 10-14 DOWN TO WIN	3/14/18 vs. Temple-NIT (63-57) (-11)
WON BIG TEN ROAD	2/11/18 at Illinois (74-52)
WON BIG TEN NEUTRAL	1/7/17 vs. Michigan State (The Palestra) (72-63)
WON TOP 25 BIG TEN ROAD	1/25/18 at 13/13 Ohio State (82-79)
WON NON-CONFERENCE ROAD	12/17/17 at George Mason, (72-54)
WON NON-CONFERENCE NEUTRAL	11/20/17 vs. Pittsburgh (85-54)
LOST BIG TEN AT HOME	2/21/18 vs. Michigan (63-72)
LOST NON-CONFERENCE AT BJC	12/22/17 vs. Rider (70-71)
LOST NON-CONFERENCE AT REC HALL	12/14/13 vs. Princeton (71-69 (ot)) - at Rec Hall

TEAM SCORING

SCORED 100+	2/1/17 at Indiana (102 (3ot))
ALLOWED 100+	2/1/17 at Indiana (110 (3ot))
BOTH TEAMS SCORED 100+	2/1/17 at Indiana (L, 110-102 (3ot))
SCORED 90+	12/18/16 vs. St. John's (92); 12/21/16 vs. Morgan State (96)
ALLOWED 90+	1/15/18 vs. Minnesota (95-84 (ot))
SCORED 80+	2/3/18 vs. Iowa (82-58)
CONSECUTIVE GAMES SCORING 80+	3; 11/20/17 vs. Pittsburgh ((85) 11/21/17 vs. 16/19 Texas A&M (87), 11/24/17 vs. Oral Roberts (86) 3; 11/11/16 vs. Albany (81), 11/13/16 vs. Duquesne (82), 11/15/16 vs. Grand Canyon (85)
SCORED UNDER 50	1/25/16 at Ohio State (46)
SCORED UNDER 40	2/21/15 at Northwestern (39)
SCORED 60+ IN A HALF	12/19/09 vs. Gardner-Webb (60 2nd)
SCORED 50+ IN FIRST HALF	12/18/16 vs. St. John's (52)
SCORED 50+ IN SECOND HALF	11/10/17 vs. Campbell (50)
SCORED 45+ IN FIRST HALF	2/15/18 vs. No. 8 Ohio State (45)
BENCH SCORED 50+	12/7/05 vs. UMKC (50)
OPP SCORED 45 OR LESS	1/27/18 vs. Rutgers (43)
CONSECUTIVE OPP BELOW 45	2009 at Temple (45) & UMBC (42)
OPP SCORED 40 OR LESS	3/6/14 at Northwestern (32)
CONSECUTIVE OPP BELOW 40	2007 vs. Princeton (38) & Denver (39)
OPP SCORED 10 OR LESS IN HALF	12/15/07 Denver (10)
OPP SCORED 15 OR LESS IN HALF	2/7/15 Nebraska (13)

TEAM SHOOTING

SHOT 60%+ FG	11/25/09 vs. Sacred Heart (63.8%)
SHOT 60%+ FG IN BIG TEN	1/3/06 vs Northwestern (64.0%)
SHOT 50%+ FG IN BIG TEN	2/18/18 at Purdue (28-56, 50.0%)
SHOT 70% IN HALF	1/5/18 vs. Northwestern (17-24, 70.8%)
SHOT 60% IN HALF	1/25/18 at 13/13 Ohio State (2nd, 15-25, 60.0%)
SHOT UNDER 30%	11/20/15 at Duquesne (19-64, 29.7%)
SHOT 70%+ FROM 3PT	PSU record - 1/25/18 at 13/13 Ohio State (11-14, 78.6%)
SHOT 60%+ FROM 3PT	11/28/10 vs. Furman (12-19, 63.2%)
SHOT 50%+ FROM 3PT	2/18/18 at Purdue (9-18, 50.0%)
SHOT 95%+ FROM FT	3/13/11 vs Ohio State (9-9, 100%)
SHOT 90%+ FROM FT	2/11/17 at Illinois (18-20, 90%)
SHOT 85%+ FROM FT	12/21/16 vs Morgan State (21-24, 87.5%)
SHOT 40% OR LESS FT	1/25/16 at Ohio State (2-5, 40%)
SHOT 0.0% FT	1/3/12 at Wisconsin (0-1, 0.0%)

OPP SHOT 60%+ FG	12/31/14 at Wisconsin (63.8%)
OPP SHOT BELOW 30% FG	1/1/17 at Rutgers (18-63, 28.6%)
OPP SHOT 0.0% 3FG	12/17/17 at George Mason (0-14)

TEAM REBOUNDING

50+ REBOUNDS	12/29/12 vs. Duquesne (50)
45+ REBOUNDS	1/12/18 vs. Nebraska (48)
20+ OFFENSIVE REBS	11/29/17 at N.C. State (20)
20 OR LESS REBOUNDS	2/29/12 at Purdue (17)
OPP 20 OR LESS REBOUNDS	2/11/17 at Illinois (20)

TEAM STEALS, ASSISTS, TURNOVERS, BLOCKS

15+ STEALS	11/12/17 vs. Fairleigh Dickinson (18)
10+ STEALS	2/25/18 at Nebraska (11)
30+ ASSISTS	12/30/06 vs. VMI (36)
20+ ASSISTS	2/11/18 at Illinois (20)
CONSEC. GAMES/ 20+ ASSISTS	1/2/18 at Maryland (20) & 12/30/17 vs. Coppin St. (22) 12/18/16 vs. St. John's (23), 12/21/16 vs Morgan State (23) 11/13/16 vs. Duquesne (20), 11/15/16 vs. Grand Canyon (20)
5 OR FEWER TURNOVERS	3/1/18 vs. Northwestern-BTT (5)
20 + TURNOVERS	11/12/17 vs. Fairleigh Dickinson (23)
OPP 25+ TURNOVERS	11/12/17 Fairleigh Dickinson (31)
10+ BLOCKS	12/22/17 vs. Rider (12)
10 PLAYERS 10+ MINUTES	12/19/09 vs. Gardner-Webb (10)

INDIVIDUAL SCORING

PLAYER 40+ POINTS	Jesse Arnelle (40) vs. Temple, 1/29/1955
PLAYER 35+ POINTS	D.J. Newbill (37) vs. Purdue, 1/17/2015
PLAYER 30-34 POINTS	Shep Garner (33) vs. Purdue-BTT, 3/3/18
3 PLAYERS 20+ POINTS	Claxton, Cornley, Hassell vs. VMI, 12/30/2006
2 PLAYERS 20+ POINTS	Tony Carr (33) & Mike Watkins (20) vs. Minnesota ot (1/15/18)
6+ PLAYERS 10+ POINTS	11/20/17 vs. Pittsburgh (6)
5+ PLAYERS 10+ POINTS	2/11/18 at Illinois (5)
2+ PLAYERS DOUBLE-DOUBLES	12/22/17 vs. Rider Josh Reaves (10 pts/13 reb) & Mike Watkins (10 pts/11 reb)

MISC. INDIVIDUAL

PLAYER 20+ REBOUNDS	Aaron Johnson (21) vs. Northwestern, 1/22/05
PLAYER 15+ REBOUNDS	Mike Watkins (19) vs. Rutgers, 1/27/18
PLAYER 10+ ASSISTS	Tony Carr (14) at Indiana (3ot), 2/1/17
PLAYER 5+ STEALS	Josh Reaves (7) at Nebraska, 2/25/18
PLAYER 5+ BLOCKS	Mike Watkins (7) vs. Wisconsin, 12/4/17
PLAYER 5+ BLOCKS, Consec. Games	Mike Watkins (5) vs. Albany, 11/11/16; Duquesne, 11/13/16
PLAYER 6+ THREES	Shep Garner (8) at Boston College, 12/2/15 Shep Garner (6) vs. Purdue-BTT, 3/3/18 Shep Garner (6) at Northwestern, 1/20/18 Shep Garner (6) vs. Rider, 12/22/17 Shep Garner (6) vs. Rutgers, 2/4/17 Shep Garner (6) at St. John's, 12/18/16

2017-18 PENN STATE BOX SCORES

Official Basketball Box Score -- Game Totals -- Final Statistics Campbell vs Penn State 11/10/17 4:01 p.m. at University Park, Pa. (Bryce Jordan Ctr)

1

Campbell 75 • 0-1

#	Player	Total		3-Ptr		Rebounds			PF	TP	A	TO	Blk	Stl	Min
		FG	FGA	FG	FGA	FT	FTA	Off							
25	EUDY, Andrew	f	5-10	1-1	0-0	5	4	9	4	11	3	2	2	1	32
32	WHITFIELD, Shane	f	2-2	0-0	3-4	0	2	2	5	7	0	3	1	0	24
03	CLEMONS, Chris	g	12-29	2-10	13-15	1	6	7	2	39	4	5	0	1	37
22	GENSLER, Cory	g	1-6	0-3	0-0	1	5	6	2	2	0	2	1	2	39
04	BURK, Marcus	g	0-6	0-4	0-0	1	2	3	5	0	1	2	0	0	18
31	OLIVER, Damontez	g	3-5	3-5	0-0	0	1	1	4	9	0	1	1	0	14
02	NELSON, Ja'Cor	g	0-0	0-0	0-0	0	0	0	3	0	0	1	1	0	6
11	WHITFIELD, Jordan	g	0-0	0-0	0-0	0	0	0	0	0	0	0	0	0	6
15	LADO, Mogga	g	2-4	0-0	3-4	2	5	7	1	7	0	2	1	1	23
21	CLUXTON, Brooks	g	0-0	0-0	0-0	0	0	1	0	0	0	0	1	0	1
Team						1	0	1	1						
Totals			25-62	6-23	19-23	11	26	37	27	75	8	18	8	5	200

FG % 1st Half: 11-31 35.5% 2nd half: 14-31 45.2% Game: 25-62 40.3%
3FG % 1st Half: 2-10 20.0% 2nd half: 4-13 30.8% Game: 6-23 26.1%
FT % 1st Half: 4-5 80.0% 2nd half: 15-18 83.3% Game: 19-23 82.6%

Penn State 86 • 1-0

#	Player	Total		3-Ptr		Rebounds			PF	TP	A	TO	Blk	Stl	Min
		FG	FGA	FG	FGA	FT	FTA	Off							
11	Stevens, Lamar	f	2-7	1-2	3-4	1	5	6	5	8	0	6	2	0	28
23	Reaves, Josh	f	4-11	0-3	7-8	3	5	8	2	15	1	4	1	3	31
44	Moore, Julian	f	2-5	0-0	4-6	4	2	6	1	8	0	1	1	0	27
10	Carr, Tony	g	9-23	2-5	13-15	2	7	9	3	33	7	1	0	1	35
33	Garner, Shep	g	2-9	2-8	2-2	1	1	2	1	8	3	0	0	1	35
01	Zemgulis, Deivis	g	1-1	0-0	0-0	1	0	1	1	2	0	0	0	0	3
03	Pierce, Satchel	g	0-0	0-0	4-6	1	4	5	1	4	0	0	0	0	11
04	Bostick, Nazeer	g	2-6	0-0	0-2	2	4	4	4	0	2	2	0	2	14
05	Wheeler, Jamari	g	2-3	0-1	0-0	0	0	0	5	4	0	0	0	1	15
21	Harrar, John	g	0-0	0-0	0-0	0	0	0	1	0	0	0	0	0	1
Team						2	3	5							
Totals			24-65	5-19	33-41	15	29	44	24	86	11	14	4	8	200

FG % 1st Half: 11-35 31.4% 2nd half: 13-30 43.3% Game: 24-65 36.9%
3FG % 1st Half: 3-14 21.4% 2nd half: 2-5 40.0% Game: 5-19 26.3%
FT % 1st Half: 11-14 78.6% 2nd half: 22-27 81.5% Game: 33-41 80.5%

Officials: Larry Sciroto, Edwin Young, Bret Wegenke
Technical fouls: Campbell-TEAM, Penn State-None.
Attendance:

Score by periods	1st	2nd	Total
Campbell	28	47	75
Penn State	36	50	86

Points	In	Off	2nd	Fast	Bench
CAMPBE	Paint	T/O	Chance	Break	
PSU	34	14	6	10	16
	38	12	14	8	14

Last FG - CAMPBELL 2nd-00:39, PSU 2nd-00:39.
Largest lead - CAMPBELL by 2 1st-19:25, PSU by 17 2nd-12:13.
CAMPBELL led for 01:37, PSU led for 33:51. Game was tied for 04:32.

Score tied - 4 times.
Lead changed - 3 times.

Official Basketball Box Score -- Game Totals -- Final Statistics Fairleigh Dickinson vs Penn State 11/12/17 5:01 p.m. at University Park, Pa. (Bryce Jordan Ctr)

2

Fairleigh Dickinson 57 • 0-2

#	Player	Total		3-Ptr		Rebounds			PF	TP	A	TO	Blk	Stl	Min
		FG	FGA	FG	FGA	FT	FTA	Off							
12	BISHOP, Kaleb	f	0-3	0-0	1-2	0	6	6	5	1	0	2	1	0	17
14	WILLIAMS, Elyjah	f	3-6	0-0	1-2	1	3	4	5	7	4	3	0	1	24
34	HOLLOWAY Jr., Mike	f	6-12	1-2	6-7	2	2	4	2	19	1	3	1	2	36
01	EDGE, Darnell	g	1-6	0-2	0-0	0	1	1	3	2	2	2	0	0	27
03	JENKINS, Jahliil	g	5-11	1-2	3-5	1	3	4	0	14	4	6	0	1	34
05	MORGAN, Noah	g	3-4	1-1	0-0	0	4	4	3	7	0	6	0	1	19
10	McNAMARA, Pat	g	2-4	2-3	0-0	0	1	1	2	6	0	2	0	2	24
13	SCHROBACK, Mike	g	0-1	0-0	0-0	0	1	1	0	0	0	5	0	1	8
20	RHODEN, Dondre	g	0-0	0-0	1-2	0	0	0	1	1	0	0	0	0	6
35	MILLER, Malik	g	0-0	0-0	0-0	0	0	0	0	0	0	1	0	0	5
Team						0	0	1							
Totals			20-47	5-10	12-18	4	22	26	21	57	11	31	3	8	200

FG % 1st Half: 10-22 45.5% 2nd half: 10-25 40.0% Game: 20-47 42.6%
3FG % 1st Half: 4-7 57.1% 2nd half: 1-3 33.3% Game: 5-10 50.0%
FT % 1st Half: 5-10 50.0% 2nd half: 7-8 87.5% Game: 12-18 66.7%

Penn State 81 • 2-0

#	Player	Total		3-Ptr		Rebounds			PF	TP	A	TO	Blk	Stl	Min
		FG	FGA	FG	FGA	FT	FTA	Off							
11	Stevens, Lamar	f	5-11	0-1	2-2	1	6	7	0	12	4	3	1	2	33
24	Watkins, Mike	f	6-9	0-0	3-5	2	3	5	2	15	1	3	3	2	30
10	Carr, Tony	g	5-10	1-2	9-9	0	4	4	0	20	7	2	0	3	30
23	Reaves, Josh	g	7-10	2-3	1-2	3	6	9	4	17	4	3	1	4	30
33	Garner, Shep	g	0-7	0-6	0-0	1	1	2	3	0	1	2	0	2	25
01	Zemgulis, Deivis	g	1-3	1-2	0-0	1	0	1	0	3	0	2	0	1	7
03	Pierce, Satchel	g	0-4	0-0	0-1	2	1	3	0	3	0	3	0	0	11
04	Bostick, Nazeer	g	5-7	0-0	2-3	1	1	2	0	12	2	2	0	1	20
05	Wheeler, Jamari	g	0-5	0-2	0-0	2	1	3	2	0	2	0	2	2	14
21	Harrar, John	g	1-1	0-0	0-0	2	0	2	2	2	0	1	0	1	7
35	Buttrick, Trent	g	0-0	0-0	0-0	0	1	1	0	0	0	0	0	0	1
44	Moore, Julian	g	0-0	0-0	0-0	0	0	0	0	0	0	0	0	0	2
Team						3	0	3							
Totals			30-67	4-16	17-22	18	24	42	18	81	17	23	5	18	200

FG % 1st Half: 14-29 48.3% 2nd half: 16-38 42.1% Game: 30-67 44.8%
3FG % 1st Half: 3-8 37.5% 2nd half: 1-8 12.5% Game: 4-16 25.0%
FT % 1st Half: 14-17 82.4% 2nd half: 3-5 60.0% Game: 17-22 77.3%

Officials: Terry Oglesby, Donnie Epley, John Floyd
Technical fouls: Fairleigh Dickinson-BISHOP, Kaleb, Penn State-Pierce, Satchel.
Attendance: 5802

Score by periods	1st	2nd	Total
Fairleigh Dickinson	29	28	57
Penn State	45	36	81

Points	In	Off	2nd	Fast	Bench
FDU	Paint	T/O	Chance	Break	
PSU	46	29	14	18	17

Last FG - FDU 2nd-02:27, PSU 2nd-01:02.
Largest lead - FDU by 7 1st-13:37, PSU by 28 2nd-07:18.
FDU led for 07:14, PSU led for 29:58. Game was tied for 02:48.

Score tied - 2 times.
Lead changed - 5 times.

Official Basketball Box Score -- Game Totals -- Final Statistics Montana vs Penn State 11/15/17 7:01 p.m. at University Park, Pa. (Bryce Jordan Ctr)

3

Montana 57 • 2-1

#	Player	Total		3-Ptr		Rebounds			PF	TP	A	TO	Blk	Stl	Min
		FG	FGA	FG	FGA	FT	FTA	Off							
15	AKOH, Jamar	f	3-8	1-2	4-8	3	3	6	3	11	0	1	2	2	34
20	KRSLOVIC, Fabijan	f	2-2	0-0	2-2	0	7	7	3	6	0	3	1	2	25
00	OGUINE, Michael	g	6-15	2-5	1-5	2	5	7	3	15	0	0	1	0	34
14	RORIE, Ahmaad	g	7-18	2-9	0-0	0	3	3	3	16	4	4	0	3	38
24	MOOREHEAD, Bobby	g	1-4	0-3	0-0	0	2	2	1	2	2	3	1	2	34
01	FALLS, Timmy	g	0-1	0-1	0-0	0	1	1	1	0	0	1	0	0	7
03	BEVENS, Niko	g	0-0	0-0	0-0	0	0	0	0	0	0	0	0	0	1
04	PRIDGETT, Sayeed	g	2-6	1-1	0-0	2	1	3	4	5	3	2	0	0	20
05	NICHOLAS, Karl	g	1-2	0-0	0-0	2	1	3	4	2	0	0	0	0	7
10	ESPE, Lars	g	0-0	0-0	0-0	0	0	0	0	0	0	0	0	0	0+
13	SPOJA, Trevor	g	0-0	0-0	0-0	0	0	0	0	0	0	0	0	0	0+
40	BESOVIC, Admir	g	0-0	0-0	0-0	0	0	0	0	0	0	0	0	0	0+
Team						1	1	2							
Totals			22-56	6-21	7-15	10	24	34	22	57	9	15	5	9	200

FG % 1st Half: 12-25 48.0% 2nd half: 10-31 32.3% Game: 22-56 39.3%
3FG % 1st Half: 2-8 25.0% 2nd half: 4-13 30.8% Game: 6-21 28.6%

2017-18 PENN STATE BOX SCORES

Official Basketball Box Score -- Game Totals -- Final Statistics Penn State vs Pittsburgh 11/20/17 9:30 P.M. at Barclays Center (Brooklyn, N.Y.)

5

Penn State 85 • 5-0

#	Player	Total		3-Ptr		Rebounds		PF	TP	A	TO	Bk	Stl	Min			
		FG	FGA	FG	FGA	FT	FTA								Off	Def	Tot
11	STEVENS, Lamar	4	11	0	4	2	1	7	8	1	10	2	1	2	0	26	
24	WATKINS, Mike	6	6	0	0	1	2	0	5	5	1	13	0	1	3	1	22
10	CARR, Tony	6	9	4	4	0	0	0	6	6	1	16	5	2	0	1	26
23	REAVES, Josh	4	8	2	4	0	0	2	3	5	1	10	0	2	0	3	21
33	GARNER, Shep	5	10	3	8	0	0	3	3	1	13	2	1	0	0	26	
01	ZEMGULIS, Deivis	0	1	0	1	0	0	1	0	1	1	0	0	0	0	8	
03	PIERCE, Satchel	0	1	0	0	2	5	0	1	1	3	2	1	0	0	10	
04	BOSTICK, Nazeer	4	5	0	0	2	4	1	1	2	0	10	4	0	0	4	20
05	WHEELER, Jamari	0	1	0	1	1	2	0	1	1	3	1	2	0	0	1	19
21	HARRAR, John	2	3	0	0	1	1	0	1	0	1	4	0	0	0	0	5
35	BUTTRICK, Trent	1	2	0	0	2	1	3	2	2	2	0	1	0	0	0	3
44	MOORE, Julian	2	2	0	0	0	2	2	4	1	4	0	2	0	0	0	14
	Team																
	Totals	34	59	9	22	8	18	10	32	42	15	85	16	11	5	10	200

FG % 1st Half:	18-34	52.9%	2nd half:	16-25	64.0%	Game:	34-59	57.6%	Deadball Rebounds	3,1
3FG % 1st Half:	7-15	46.7%	2nd half:	2-7	28.6%	Game:	9-22	40.9%		
FT % 1st Half:	4-6	66.7%	2nd half:	4-12	33.3%	Game:	8-18	44.4%		

Pittsburgh 54 • 1-3

#	Player	Total		3-Ptr		Rebounds		PF	TP	A	TO	Bk	Stl	Min			
		FG	FGA	FG	FGA	FT	FTA								Off	Def	Tot
04	LUTHER, Ryan	2	11	1	5	1	2	3	6	9	2	6	1	1	0	1	29
21	BROWN, Terrell	1	3	0	0	0	0	1	1	1	2	2	0	2	0	0	11
00	WILSON-FRAME, Jared	6	19	5	12	0	0	2	0	2	2	17	1	3	0	1	25
02	MILLIGAN, Jonathan	3	5	1	2	1	3	0	1	1	0	8	2	0	0	0	19
13	DAVIS, Khameron	0	0	0	0	0	0	1	3	1	0	1	0	1	0	0	21
01	STEWART, Parker	1	7	1	5	0	0	1	1	1	3	1	0	0	0	0	20
05	CARR, Marcus	3	6	1	2	2	0	1	1	1	9	1	4	0	1	1	23
15	CHUKWUKA, Kene	0	0	0	0	0	0	1	2	3	4	0	1	0	0	1	15
23	STEVENSUN, Shamiel	1	5	0	1	0	0	0	0	0	0	2	3	0	0	0	13
24	GEORGE, Samson	0	0	0	0	1	2	0	1	1	3	1	0	0	0	0	6
33	BOYKINS, Monty	1	2	1	2	1	2	0	1	1	2	4	0	2	0	1	10
42	ILEGOMAH, Peace	0	0	0	0	2	2	2	4	4	2	0	1	0	0	0	8
	Team																
	Totals	18	58	10	29	8	14	10	22	32	21	54	11	14	0	5	200

FG % 1st Half:	8-28	28.6%	2nd half:	10-30	33.3%	Game:	18-58	31.0%	Deadball Rebounds	3
3FG % 1st Half:	4-14	28.6%	2nd half:	6-15	40.0%	Game:	10-29	34.5%		
FT % 1st Half:	1-2	50.0%	2nd half:	7-12	58.3%	Game:	8-14	57.1%		

Officials: Earl Walton, Sean Hull, Raymond Styons
Technical fouls: Penn State-None, Pittsburgh-None.
Attendance: 5904
2017 Progressive Legends Classic - Semifinal Game 2

Score by periods	1st	2nd	Total
Penn State	47	38	85
Pittsburgh	21	33	54

Points	In	Off	2nd	Fast	Bench
PSU	40	25	8	12	23
UP	12	3	8	0	21

Last FG - PSU 2nd-01:12, UP 2nd-01:01.
Largest lead - PSU by 42 2nd-04:50, UP None.
PSU led for 39:35. UP led for 00:00. Game was tied for 00:25.

Score tied - 0 times.
Lead changed - 0 times.

Official Basketball Box Score -- Game Totals -- Final Statistics Penn State vs Texas A&M 11/21/17 6:05 p.m. at Barclays Center (Brooklyn, N.Y.)

6

Penn State 87 • 5-1

#	Player	Total		3-Ptr		Rebounds		PF	TP	A	TO	Bk	Stl	Min			
		FG	FGA	FG	FGA	FT	FTA								Off	Def	Tot
11	Stevens, Lamar	8	16	0	3	9	11	3	4	7	3	25	5	1	2	1	36
24	Watkins, Mike	3	5	0	0	1	2	2	3	3	7	2	0	2	1	1	25
10	Carr, Tony	11	20	2	4	7	11	0	1	1	2	31	3	2	0	4	38
23	Reaves, Josh	2	5	1	4	2	2	1	1	2	5	7	4	0	1	4	32
33	Garner, Shep	2	7	2	7	0	0	2	2	2	1	6	1	2	0	1	26
03	Pierce, Satchel	2	2	0	0	0	0	1	2	3	2	4	0	2	0	1	11
04	Bostick, Nazeer	0	1	0	0	1	2	0	0	2	1	1	0	1	0	0	8
05	Wheeler, Jamari	2	3	0	1	0	0	1	1	2	3	4	0	1	0	2	16
21	Harrar, John	0	0	0	0	0	0	0	0	0	1	0	0	1	0	0	2
44	Moore, Julian	1	2	0	0	0	0	0	0	0	0	2	0	0	0	0	6
	Team																
	Totals	31	61	5	19	20	28	9	14	23	21	87	15	10	5	14	200

FG % 1st Half:	16-26	61.5%	2nd half:	15-35	42.9%	Game:	31-61	50.8%	Deadball Rebounds	2
3FG % 1st Half:	2-9	22.2%	2nd half:	3-10	30.0%	Game:	5-19	26.3%		
FT % 1st Half:	6-7	85.7%	2nd half:	14-21	66.7%	Game:	20-28	71.4%		

Texas A&M 98 • 4-0

#	Player	Total		3-Ptr		Rebounds		PF	TP	A	TO	Bk	Stl	Min			
		FG	FGA	FG	FGA	FT	FTA								Off	Def	Tot
01	HOGG, D.J.	2	10	1	4	2	5	7	3	7	4	1	2	1	39		
10	TROCHA-MORELOS, Ton	3	5	1	3	4	4	5	2	11	1	3	0	1	26		
34	DAVIS, Tyler	6	9	1	1	2	2	4	6	1	15	1	0	0	1	28	
03	GILDER, Admon	4	4	2	4	4	4	4	4	4	14	3	4	1	0	26	
13	WILSON, Duane	7	10	1	1	7	7	0	2	4	22	6	3	1	1	30	
00	CHANDLER, Jay Jay	1	2	0	1	2	2	1	0	1	2	4	1	0	0	0	14
02	STARKE, T.J.	0	2	0	0	4	4	0	0	1	4	1	3	0	0	14	
44	WILLIAMS, Robert	10	12	0	0	1	2	3	7	10	4	21	1	2	1	1	23
	Team																
	Totals	33	54	6	12	26	29	9	27	36	21	98	18	16	5	5	200

FG % 1st Half:	15-27	55.6%	2nd half:	18-27	66.7%	Game:	33-54	61.1%	Deadball Rebounds	1
3FG % 1st Half:	4-8	50.0%	2nd half:	2-4	50.0%	Game:	6-12	50.0%		
FT % 1st Half:	8-8	100.0%	2nd half:	18-21	85.7%	Game:	26-29	89.7%		

Officials: Brian Dorsey, Donnie Eppley, Rob Riley
Technical fouls: Penn State-None, Texas A&M-None.
Attendance: 5081
Progressive Legends Classic Championship Game
Progressive Legends Classic MVP - Robert Williams III
Progressive Legends Classic All-Tournament Team - Jeffrey Carroll (OSU), Lamar Stevens (PSU), Tony Carr (PSU), Duane Wilson (TAMU)

Score by periods	1st	2nd	Total
Penn State	40	47	87
Texas A&M	42	56	98

Points	In	Off	2nd	Fast	Bench
PSU	42	23	11	14	11
TAMU	52	19	14	17	29

Last FG - PSU 2nd-00:08, TAMU 2nd-00:48.
Largest lead - PSU by 5 1st-02:24, TAMU by 17 2nd-12:09.
PSU led for 08:59. TAMU led for 27:37. Game was tied for 03:24.

Score tied - 8 times.
Lead changed - 11 times.

Official Basketball Box Score -- Game Totals -- Final Statistics Oral Roberts vs Penn State 11/24/2017 3 p.m. at University Park, Pa. (Bryce Jordan Ctr)

7

Oral Roberts 48 • 1-5

#	Player	Total		3-Ptr		Rebounds		PF	TP	A	TO	Bk	Stl	Min			
		FG	FGA	FG	FGA	FT	FTA								Off	Def	Tot
23	Nzekwesi, Emmanuel	5	10	1	2	0	0	2	4	6	1	11	1	3	1	32	
25	White, Javan	1	6	0	1	0	0	2	2	4	3	2	2	0	2	27	
44	Owens, Albert	1	7	0	0	1	2	3	5	0	3	0	1	0	1	18	
02	Ruder, Austin	1	7	1	5	0	0	1	1	2	0	3	1	3	0	2	29
10	Kearns, Sam	3	7	2	3	0	0	1	1	2	3	8	1	8	0	1	34
03	Harris, Jontray	4	7	1	2	0	0	2	2	4	2	9	1	0	0	0	21
20	Sutton, Spencer	1	5	1	3	0	0	2	1	3	0	3	2	0	0	0	15
32	Manek, Kellen	0	0	0	0	0	0	0	0	0	0	0	0	0	0	0	2
33	Ahmedic, Emir	1	3	0	0	1	2	0	0	0	2	3	0	0	0	0	8
52	Miller, Chris	2	5	0	0	2	2	0	1	1	2	6	0	0	2	0	14
	Team																
	Totals	19	57	6	16	4	7	14	16	30	13	48	8	18	3	7	200

FG % 1st Half:	7-27	25.9%	2nd half:	12-30	40.0%	Game:	19-57	33.3%	Deadball Rebounds	0
3FG % 1st Half:	2-5	40.0%	2nd half:	4-11	36.4%	Game:	6-16	37.5%		
FT % 1st Half:	3-5	60.0%	2nd half:	1-2	50.0%	Game:	4-7	57.1%		

Penn State 86 • 6-1

#	Player	Total		3-Ptr		Rebounds		PF	TP	A	TO	Bk	Stl	Min
		FG	FGA	FG	FGA</									

2017-18 PENN STATE BOX SCORES

Official Basketball Box Score -- Game Totals -- Final Statistics Penn State vs Iowa 12/02/17 4 p.m. at Carver-Hawkeye Arena - Iowa City, IA

9

Penn State 77 • 7-2, 1-0

#	Player	Total			3-Ptr			Rebounds			PF	TP	A	TO	Blk	Stl	Min
		FG	FGA	FT	FG	FGA	FT	Off	Def	Tot							
11	Stevens, Lamar	f	7-15	0-0	6-6	2	3	5	3	22	0	1	2	2		28	
24	Watkins, Mike	f	9-13	0-0	1-3	3	4	7	4	19	0	3	3	1		36	
10	Carr, Tony	g	5-15	4-6	2-2	2	4	6	2	16	9	2	0	1		39	
23	Reaves, Josh	g	3-9	2-5	0-0	1	2	3	4	8	3	0	1	2		31	
33	Garner, Shep	g	4-7	4-6	0-0	0	2	2	4	12	2	4	0	1		27	
03	Pierce, Satchel	g	0-1	0-0	0-0	1	1	2	3	0	0	1	0	0		5	
04	Bostick, Nazeer	0-1	0-0	0-0	0	1	1	0	0	0	1	1	0	1		8	
05	Wheeler, Jamari	0-3	0-2	0-0	0	1	1	0	0	4	1	1	0	0		20	
21	Harrar, John	0-0	0-0	0-0	0	0	0	2	0	0	0	0	0	0		3	
44	Moore, Julian	0-0	0-0	0-0	0	1	1	0	0	0	0	1	0	0		3	
Team							2	0	2			1					
Totals			28-64	12-23	9-11	11	19	30	22	77	19	14	7	8		200	

FG % 1st Half: 15-31 48.4%	2nd half: 13-33 39.4%	Game: 28-64 43.8%	Deadball Rebounds: 2
3FG % 1st Half: 7-12 58.3%	2nd half: 5-11 45.5%	Game: 12-23 52.2%	
FT % 1st Half: 2-2 100.0	2nd half: 7-9 77.8%	Game: 9-11 81.8%	

Iowa 73 • 4-4, 0-1

#	Player	Total			3-Ptr			Rebounds			PF	TP	A	TO	Blk	Stl	Min
		FG	FGA	FT	FG	FGA	FT	Off	Def	Tot							
05	Cook, Tyler	f	7-13	0-0	9-13	7	5	12	1	23	4	5	0	1		34	
51	Baer, Nicholas	f	2-7	0-3	0-0	3	2	5	1	4	0	2	2	0		26	
55	Garza, Luka	c	2-4	0-1	2-4	0	3	3	0	6	0	0	0	1		14	
03	Bohannon, Jordan	g	3-6	2-4	0-0	0	2	2	2	8	4	3	0	1		34	
04	Moss, Isaiah	g	6-13	1-3	0-0	0	3	3	2	13	2	4	0	1		31	
00	Wagner, Ahmad	1-2	0-0	0-0	0	1	1	2	2	0	0	0	0	0		10	
01	Dailey, Maishe	0-0	0-0	0-0	0	0	0	0	0	0	0	0	0	0		4	
02	Nunge, Jack	1-1	0-0	0-0	0	1	1	2	2	0	2	3	0	1		15	
15	Kriener, Ryan	2-3	1-1	0-0	3	1	4	2	5	2	0	1	1	1		7	
24	Ellingson, Brady	0-0	0-0	0-0	0	0	0	1	0	3	0	0	0	0		6	
35	Pemsl, Cordell	4-6	0-0	2-4	0	5	5	2	10	1	2	0	0	0		19	
Team							1	2	3								
Totals			28-55	4-12	13-21	14	25	39	15	73	16	18	6	5		200	

FG % 1st Half: 13-29 44.8%	2nd half: 15-26 57.7%	Game: 28-55 50.9%	Deadball Rebounds: 2
3FG % 1st Half: 1-5 20.0%	2nd half: 3-7 42.9%	Game: 4-12 33.3%	
FT % 1st Half: 7-11 63.6%	2nd half: 6-10 60.0%	Game: 13-21 61.9%	

Officials: D.J. Carstensen, Larry Sciroto, Bill Ek
Technical fouls: Penn State-None. Iowa-None.
Attendance: 12805

Score by periods	1st	2nd	Total
Penn State	39	38	77
Iowa	34	39	73

Points	In	Off	2nd	Fast	Bench
	Paint	T/O	Chance	Break	
PSU	26	22	11	2	0
IOWA	42	14	13	6	19

Last FG - PSU 2nd-00:20, IOWA 2nd-00:04.
Largest lead - PSU by 10 1st-17:14, IOWA None.
PSU led for 39:17. IOWA led for 00:00. Game was tied for 00:43.

Score tied - 1 time.
Lead changed - 0 times.

Official Basketball Box Score -- Game Totals -- Final Statistics Wisconsin vs Penn State 12/4/17 7:01 p.m. at University Park, Pa. (Bryce Jordan Ctr.)

10

Wisconsin 64 • 4-5, 1-1

#	Player	Total			3-Ptr			Rebounds			PF	TP	A	TO	Blk	Stl	Min
		FG	FGA	FT	FG	FGA	FT	Off	Def	Tot							
02	Ford, Aleem	f	2-3	1-2	0-1	1	3	4	2	5	1	1	0	1		21	
21	Iverson, Khalil	f	7-8	0-0	2-4	0	5	5	4	16	1	2	2	2		31	
22	Happ, Ethan	f	3-12	0-0	3-4	5	5	10	5	9	3	2	1	1		28	
00	Trice, D'Mitrik	g	2-9	0-2	5-6	0	0	0	3	9	3	2	0	0		34	
34	Davidson, Brad	g	0-4	0-2	0-0	0	2	2	5	0	2	2	0	2		28	
01	Pritzl, Brevin	1-2	1-1	3-4	0	5	1	6	2	0	0	1	1	1		21	
23	King, Kobe	3-4	2-2	0-0	2	1	3	1	8	1	0	1	0	1		24	
35	Reuvers, Nate	5-10	1-2	0-0	0	4	4	2	11	0	0	0	1	1		13	
Team							0	3	3			1					
Totals			23-52	5-11	13-19	8	28	36	23	64	13	10	4	8		200	

FG % 1st Half: 11-24 45.8%	2nd half: 12-28 42.9%	Game: 23-52 44.2%	Deadball Rebounds: 3
3FG % 1st Half: 1-4 25.0%	2nd half: 4-7 57.1%	Game: 5-11 45.5%	
FT % 1st Half: 8-12 66.7%	2nd half: 5-7 71.4%	Game: 13-19 68.4%	

Penn State 63 • 7-3, 1-1

#	Player	Total			3-Ptr			Rebounds			PF	TP	A	TO	Blk	Stl	Min
		FG	FGA	FT	FG	FGA	FT	Off	Def	Tot							
11	Stevens, Lamar	f	1-7	0-3	2-2	2	4	6	2	4	3	2	0	0		29	
24	Watkins, Mike	f	9-13	0-1	4-6	2	6	8	1	22	0	2	7	1		34	
10	Carr, Tony	g	5-22	0-3	6-6	2	7	9	3	16	1	2	1	2		38	
23	Reaves, Josh	g	2-5	1-3	2-2	1	2	3	4	7	5	0	4	0		35	
33	Garner, Shep	g	3-7	1-4	6-7	1	1	2	3	13	1	2	0	2		33	
04	Bostick, Nazeer	0-0	0-0	0-0	0	0	0	1	0	1	2	0	0	0		7	
05	Wheeler, Jamari	0-1	0-0	0-0	0	1	1	2	0	1	1	0	1	0		17	
21	Harrar, John	0-0	0-0	0-0	0	0	0	0	0	0	0	0	0	0		2	
44	Moore, Julian	0-1	0-0	1-2	2	0	2	0	1	0	0	1	0	1		5	
Team							0	3	3								
Totals			20-56	2-14	21-25	10	24	34	16	63	12	11	13	6		200	

FG % 1st Half: 9-26 34.6%	2nd half: 11-30 36.7%	Game: 20-56 35.7%	Deadball Rebounds: 2
3FG % 1st Half: 1-6 16.7%	2nd half: 1-8 12.5%	Game: 2-14 14.3%	
FT % 1st Half: 6-9 66.7%	2nd half: 15-16 93.8%	Game: 21-25 84.0%	

Officials: Terry Oglesby, Lamont Simpson, Donnie Epley
Technical fouls: Wisconsin-None. Penn State-None.
Attendance: 6730

Score by periods	1st	2nd	Total
Wisconsin	31	33	64
Penn State	25	38	63

Points	In	Off	2nd	Fast	Bench
	Paint	T/O	Chance	Break	
WIS	30	11	4	2	25
PSU	30	13	13	2	1

Last FG - WIS 2nd-02:38, PSU 2nd-00:25.
Largest lead - WIS by 17 2nd-09:40, PSU by 5 1st-11:51.
WIS led for 28:24. PSU led for 09:23. Game was tied for 02:13.

Score tied - 5 times.
Lead changed - 6 times.

Official Basketball Box Score -- Game Totals -- Final Statistics George Washington vs Penn State 12/9/17 4:00 p.m. at University Park, Pa. (Bryce Jordan Ctr.)

11

George Washington 54 • 5-5

#	Player	Total			3-Ptr			Rebounds			PF	TP	A	TO	Blk	Stl	Min
		FG	FGA	FT	FG	FGA	FT	Off	Def	Tot							
10	STEEVES, Patrick	f	4-6	0-1	0-0	1	0	1	0	8	2	2	0	1		29	
11	TORO, Arnaldo	f	2-8	0-1	5-7	0	6	6	0	9	0	0	1	1		32	
01	NOLAN JR, Terry	g	0-3	0-2	1-2	1	2	3	2	1	1	2	1	0		23	
03	BOLDEN, Jair	g	3-9	2-6	4-4	0	1	1	1	12	0	3	0	1		33	
12	WATANABE, Yuta	g	8-15	0-2	2-3	2	4	6	2	18	0	2	1	0		31	
00	MAZZULLA, Justin	0-2	0-0	2-2	1	1	2	3	2	0	1	0	1	1		13	
04	WILLIAMS, Justin	1-2	0-0	0-0	0	3	3	1	2	0	1	0	0	0		12	
05	MITOLA, Adam	0-1	0-1	0-0	0	0	0	0	0	1	0	0	0	0		4	
14	JACK, Maceo	0-1	0-0	0-0	0	0	0	1	0	0	0	0	0	0		6	
32	LANGARICA, Javier	1-3	0-2	0-2	0	2	2	0	2	0	0	1	2	4		1	
35	ZEIGLER, Bo	0-2	0-0	0-0	0	0	0	3	0	1	2	1	1	1		13	
Team							1	0	1			3					
Totals			19-52	2-15	14-20	6	19	25	13	54	5	16	5	7		200	

FG % 1st Half: 5-23 21.7%	2nd half: 14-29 48.3%	Game: 19-52 36.5%	Deadball Rebounds: 5,1
3FG % 1st Half: 1-7 14.3%	2nd half: 1-8 12.5%	Game: 2-15 13.3%	
FT % 1st Half: 8-9 88.9%	2nd half: 6-11 54.5%	Game: 14-20 70.0%	

Penn State 74 • 8-3

#	Player	Total			3-Ptr			Rebounds			PF	TP	A	TO	Blk	Stl	Min
		FG	FGA	FT	FG	FGA	FT	Off	Def	Tot							
11	Stevens, Lamar	f	5-10	0-0	0-2	1	4	5	2	10	3	2	0	0		31	
24	Watkins, Mike	f	7-11	0-0	1-1	3	9	12	2	15	1	2	4	0		31	
10	Carr, Tony	g	6-12	2-3	5-6	1	5	6	1	19	4	3	0	2		35	
23	Reaves, Josh	g	5-7	0-0	1-3	2	1	3	4	11	3	1	0	3		28	
33	Garner, Shep	g	4-12	4-11	0-0	0	1	1	3	12	0	4	0	1		32	
01	Zemgulis, Deivis	0-1	0-1	0-0	1	0	1	1	0	1	0	0	0	0		9	
05	Wheeler, Jamari	2-4	1-1	0-1	3	1	4	3	5	2	1	0	1	1		18	
21	Harrar, John	0-1	0-0	0-1	1	1	2	0	0	0	0	0	0	0		3	
35	Buttrick, Trent	0-1	0-0	0-0	1	4	5	3	0	0	2	0	0	0		7	
44	Moore, Julian	0-1	0-0	2-2	0	0	0	2	2	0	0	0	0	0		6	
Team							2	1	3								
Totals			29-60	7-16	9-16	15	27	42									

2017-18 PENN STATE BOX SCORES

13

Official Basketball Box Score -- Game Totals -- Final Statistics
Binghamton vs Penn State
12/19/17 7 p.m. ET at University Park, Pa. (Bryce Jordan Ctr)

Binghamton 65 • 8-5

#	Player	Total		3-Ptr		Rebounds			PF	TP	A	TO	Blk	Stl	Min
		FG-FGA	FG-FTA	FG-FGA	FG-FTA	Off	Def	Tot							
32	Thomas Bruce	f	5-10	0-0	0-1	4	5	9	4	10	0	3	1	1	25
42	Willie Rodriguez	f	2-7	1-3	1-2	2	2	4	1	6	0	1	0	3	31
04	Timmy Rose	g	2-3	1-1	0-0	0	1	1	0	5	3	4	0	0	23
22	Everson Davis	g	3-8	0-1	0-0	1	0	1	2	6	0	1	0	2	18
33	J.C. Show	g	5-16	3-8	0-0	1	3	4	2	13	5	2	0	0	38
00	Fard Muhammad	g	3-8	3-7	0-0	0	1	1	1	9	0	1	0	1	19
05	Tyler Stewart	g	5-9	1-1	1-2	2	3	5	2	12	0	0	1	1	16
15	Bobby Ahearn	g	1-2	0-1	0-0	0	2	2	3	2	1	0	0	0	14
20	Caleb Stewart	g	1-2	0-0	0-0	1	1	2	2	2	2	2	0	0	13
41	Dusan Perovic	g	0-1	0-1	0-0	0	0	0	1	0	0	0	0	0	3
	Team					2	0	2			1				
Totals			27-66	9-23	2-5	13	18	31	18	65	11	15	2	8	200

FG % 1st Half: 15-31 48.4% 2nd half: 12-35 34.3% Game: 27-66 40.9% Deadball Rebounds 2
 3FG % 1st Half: 5-10 50.0% 2nd half: 4-13 30.8% Game: 9-23 39.1%
 FT % 1st Half: 1-2 50.0% 2nd half: 1-3 33.3% Game: 2-5 40.0%

Penn State 80 • 10-3

#	Player	Total		3-Ptr		Rebounds			PF	TP	A	TO	Blk	Stl	Min
		FG-FGA	FG-FTA	FG-FGA	FG-FTA	Off	Def	Tot							
11	Stevens, Lamar	f	6-14	0-1	4-6	2	6	8	3	16	1	3	0	1	36
24	Watkins, Mike	f	5-8	0-0	2-4	2	9	11	2	12	1	1	3	1	32
10	Carr, Tony	g	6-12	2-5	1-1	0	4	4	1	15	9	2	0	1	36
23	Reaves, Josh	g	6-9	2-3	1-2	1	1	2	15	4	3	1	2	29	
33	Garner, Shep	g	5-7	5-7	0-0	0	1	1	2	15	2	1	0	1	34
03	Pierce, Satchel	g	0-0	0-0	0-2	1	0	1	0	0	0	1	0	0	2
04	Bostick, Nazeer	g	1-1	0-0	0-0	0	2	2	0	2	0	0	0	1	11
05	Wheeler, Jamari	g	2-3	1-1	0-0	2	1	3	1	5	0	4	0	0	10
35	Buttrick, Trent	g	0-0	0-0	0-0	0	0	0	0	0	0	2	0	0	3
44	Moore, Julian	g	0-0	0-0	0-0	0	2	2	0	0	0	0	0	0	7
	Team					1	1	2							
Totals			31-54	10-17	8-15	9	27	36	10	80	17	17	4	7	200

FG % 1st Half: 16-31 51.6% 2nd half: 15-23 65.2% Game: 31-54 57.4% Deadball Rebounds 3
 3FG % 1st Half: 5-10 50.0% 2nd half: 5-7 71.4% Game: 10-17 58.8%
 FT % 1st Half: 2-5 40.0% 2nd half: 6-10 60.0% Game: 8-15 53.3%

Officials: Larry Sciroto, Chris Beaver, Brandon Cruz
 Technical fouls: Binghamton-None. Penn State-None.
 Attendance: 4009

Score by periods	1st	2nd	Total
Binghamton	36	29	65
Penn State	39	41	80

Last FG - BING 2nd-00:47, PSU 2nd-02:39.
 Largest lead - BING by 3 1st-10:39, PSU by 15 2nd-02:39.
 BING led for 00:17. PSU led for 37:11. Game was tied for 02:32.

Points scored - 4 times.
 Lead changed - 2 times.

Official Basketball Box Score -- Game Totals -- Final Statistics
Rider vs Penn State
12/22/17 7:00 p.m. at University Park, Pa. (Bryce Jordan Ctr.)

14

Rider 71 • 7-5

#	Player	Total		3-Ptr		Rebounds			PF	TP	A	TO	Blk	Stl	Min
		FG-FGA	FG-FTA	FG-FGA	FG-FTA	Off	Def	Tot							
14	Vaughn, Dimencio	f	6-9	2-5	2-3	0	7	7	3	16	0	2	0	1	33
20	Marshall, Tyere	c	6-13	0-0	3-5	1	3	4	3	15	0	1	1	0	34
02	Allen, Jordan	g	3-15	2-10	0-0	0	6	6	1	8	0	0	0	2	23
12	Durham, Anthony	g	2-5	2-5	0-0	0	0	0	0	4	6	3	0	0	29
23	Jordan, Stevie	g	4-10	2-4	2-2	1	3	4	4	12	7	2	0	2	32
05	Randall, Tyrei	g	0-0	0-0	0-0	0	0	0	0	0	0	0	0	0	2
10	Washington-Ives, Kea	g	0-1	0-0	0-0	0	2	2	0	2	0	1	2	0	12
11	Eke, Devine	g	0-0	0-0	0-0	0	0	0	0	0	0	0	0	0	4
13	Scott, Frederick	g	5-8	1-2	3-9	3	6	9	2	14	0	3	1	0	22
15	Cisse, Karamoko	g	0-2	0-0	0-0	0	1	1	0	0	0	0	0	0	6
44	Wilson, Paxton	g	0-1	0-1	0-0	0	1	1	0	0	0	0	0	0	3
	Team					5	1	6			2				
Totals			26-64	9-27	10-19	10	30	40	20	71	11	12	2	5	200

FG % 1st Half: 11-29 37.9% 2nd half: 15-35 42.9% Game: 26-64 40.6% Deadball Rebounds 5
 3FG % 1st Half: 5-13 38.5% 2nd half: 4-14 28.6% Game: 9-27 33.3%
 FT % 1st Half: 4-7 57.1% 2nd half: 6-12 50.0% Game: 10-19 52.6%

Penn State 70 • 10-4

#	Player	Total		3-Ptr		Rebounds			PF	TP	A	TO	Blk	Stl	Min
		FG-FGA	FG-FTA	FG-FGA	FG-FTA	Off	Def	Tot							
11	Stevens, Lamar	f	5-15	0-1	0-2	4	7	11	4	10	6	1	1	0	30
24	Watkins, Mike	f	4-5	0-0	2-2	0	9	9	4	10	0	2	4	0	24
10	Carr, Tony	g	3-14	2-6	2-2	0	4	4	1	10	2	1	1	0	32
23	Reaves, Josh	g	3-8	0-3	4-4	4	9	13	3	10	8	1	1	5	36
33	Garner, Shep	g	6-12	6-11	0-0	1	1	2	0	18	0	3	0	0	35
03	Pierce, Satchel	g	0-0	0-0	0-0	0	0	0	0	1	0	2	0	0	3
04	Bostick, Nazeer	g	1-1	1-1	1-2	0	1	1	3	4	0	2	1	0	12
05	Wheeler, Jamari	g	2-3	0-1	0-2	1	1	2	2	4	0	0	0	1	14
21	Harrar, John	g	0-0	0-0	0-1	0	0	0	1	0	1	0	0	0	2
44	Moore, Julian	g	2-4	0-0	0-0	0	0	0	0	4	0	0	4	1	12
	Team					0	0	0							
Totals			26-62	9-23	9-15	10	32	42	19	70	16	13	12	7	200

FG % 1st Half: 14-34 41.2% 2nd half: 12-28 42.9% Game: 26-62 41.9% Deadball Rebounds 2
 3FG % 1st Half: 7-12 58.3% 2nd half: 2-11 18.2% Game: 9-23 39.1%
 FT % 1st Half: 0-1 0.0% 2nd half: 9-14 64.3% Game: 9-15 60.0%

Officials: Rob Riley, Steve McLunkins, Edwin Young
 Technical fouls: Rider-Allen, Jordan. Penn State-Bostick, Nazeer.
 Attendance: 4217

Score by periods	1st	2nd	Total
Rider	31	40	71
Penn State	35	35	70

Last FG - RID 2nd-00:00, PSU 2nd-00:22.
 Largest lead - RID by 3 1st-19:30, PSU by 10 2nd-14:18.
 RID led for 02:41. PSU led for 35:08. Game was tied for 02:11.

Points scored - 13 times.
 Lead changed - 12 times.

Official Basketball Box Score -- Game Totals -- Final Statistics
Coppin State vs Penn State
12/30/17 1:00 p.m. at University Park, Pa. (Bryce Jordan Ctr.)

15

Coppin State 43 • 0-15

#	Player	Total		3-Ptr		Rebounds			PF	TP	A	TO	Blk	Stl	Min
		FG-FGA	FG-FTA	FG-FGA	FG-FTA	Off	Def	Tot							
00	TRAORE, Adam	f	2-3	0-1	1-2	1	3	4	4	5	1	2	0	1	23
05	COUNCIL, Cedric	f	3-8	1-4	4-5	1	3	4	0	11	1	1	1	0	32
20	HARDWICK, Jordan	f	2-3	1-1	0-0	0	0	0	5	5	0	2	1	0	8
10	DAVIS, Karonn	g	1-8	0-2	3-4	0	2	2	0	5	3	5	0	1	29
22	MORGAN, Lamar	g	0-5	0-3	1-3	0	6	6	0	1	2	1	0	0	24
04	THOMAS, Tre'	g	3-9	3-4	0-0	0	1	1	3	9	0	3	0	1	32
15	SIMPSON, Blake	g	2-3	0-0	0-0	0	2	2	0	4	0	1	0	0	20
21	BROWNLEE, Lucian	g	1-5	1-3	0-0	0	1	1	4	3	1	1	0	1	19
24	FAIR, Keandre	g	0-2	0-2	0-0	0	2	2	2	0	0	0	0	1	13
	Team					2	0	2			2				
Totals			14-46	6-20	9-14	4	20	24	18	43	8	18	2	5	200

FG % 1st Half: 8-23 34.8% 2nd half: 6-23 26.1% Game: 14-46 30.4% Deadball Rebounds 3
 3FG % 1st Half: 3-9 33.3% 2nd half: 3-11 27.3% Game: 6-20 30.0%
 FT % 1st Half: 4-6 66.7% 2nd half: 5-8 62.5% Game: 9-14 64.3%

Penn State 88 • 11-4

#	Player	Total		3-Ptr		Rebounds			PF	TP	A	TO	Blk	Stl	Min
		FG-FGA	FG-FTA	FG-FGA	FG-FTA	Off	Def	Tot							
11	Stevens, Lamar	f	4-11	1-4	2-2	1	4	5	1	11	2	0	0	1	19
24	Watkins, Mike	f	3-6	0-0	5-5	2	4	6	1	11	2	2	3	0	21
10	Carr, Tony	g	7-9	3-4	4-5	0	3	3	0	21	4	0	0	1	18
23	Reaves, Josh	g	4-9	2-4	2-2	2	2	4	0	12	7	1	0	5	26
33	Garner, Shep	g	3-7	3-6	0-0	0	2	2</							

2017-18 PENN STATE BOX SCORES

Official Basketball Box Score -- Game Totals -- Final Statistics Northwestern vs Penn State 1/5/18 8:00 p.m. at University Park, Pa. (Bryce Jordan Ctr.)

17

Northwestern 63 • 10-7, 1-3

#	Player	Total			3-Ptr			Rebounds			PF	TP	A	TO	Blk	Stl	Min
		FG-FGA	FT-FTA	Off	Def	Def	Off	Def	Off	Def							
4	Vic Law	3-7	1-3	1-1	1	5	6	4	8	5	1	0	3	30			
44	Gavin Skelly	2-6	1-3	2-2	2	2	4	3	7	0	2	0	1	19			
5	Derek Pardon	3-6	0-0	0-0	2	2	4	5	6	2	1	1	1	32			
20	Scottie Lindsey	3-17	3-11	0-0	0	4	4	1	9	1	4	1	1	34			
30	Bryant McIntosh	6-14	4-6	2-2	2	1	3	3	18	4	5	0	2	34			
11	Anthony Gaines	2-4	0-1	1-1	0	0	0	1	5	0	0	0	0	13			
12	Isiah Brown	1-3	0-1	0-0	2	0	2	1	2	0	0	0	0	8			
23	Jordan Ash	2-3	2-2	0-0	0	2	2	0	6	0	1	0	0	16			
25	Barret Benson	1-1	0-0	0-0	1	1	2	2	2	0	1	0	0	12			
35	Aaron Falzon	0-1	0-1	0-0	0	0	0	1	0	0	0	0	0	2			
Team					0			0									
Totals		23-62	11-28	6-6	10	17	27	21	63	11	15	2	8	200			

FG % 1st Half: 13-32 40.6%	2nd half: 10-30 33.3%	Game: 23-62 37.1%	Deadball Rebounds: 0
3FG % 1st Half: 5-13 38.5%	2nd half: 6-15 40.0%	Game: 11-28 39.3%	
FT % 1st Half: 3-3 100.0%	2nd half: 3-3 100.0%	Game: 6-6 100.0%	

Penn State 78 • 12-5, 2-2

#	Player	Total			3-Ptr			Rebounds			PF	TP	A	TO	Blk	Stl	Min
		FG-FGA	FT-FTA	Off	Def	Def	Off	Def	Off	Def							
11	Stevens, Lamar	14-19	1-3	1-3	2	3	5	1	30	2	4	0	1	37			
24	Watkins, Mike	5-6	0-0	8-11	4	13	17	2	18	0	2	4	2	31			
10	Carr, Tony	3-13	1-4	5-7	0	4	4	2	12	5	1	0	0	30			
23	Reaves, Josh	3-5	1-1	0-1	2	4	6	3	7	1	2	2	1	24			
33	Garner, Shep	1-4	0-2	0-0	0	2	2	2	1	2	1	2	1	31			
40	Bostick, Nazeer	1-2	0-1	0-0	0	1	1	0	2	1	1	1	0	19			
05	Wheeler, Jamari	2-5	0-2	0-0	1	1	2	0	4	5	3	0	3	19			
44	Moore, Julian	1-1	0-0	1-1	1	0	1	1	3	0	0	0	0	9			
Team					2			0									
Totals		30-55	3-13	15-23	12	28	40	11	78	15	16	8	9	200			

FG % 1st Half: 17-24 70.8%	2nd half: 13-31 41.9%	Game: 30-55 54.5%	Deadball Rebounds: 4.1
3FG % 1st Half: 3-7 42.9%	2nd half: 1-7 14.3%	Game: 3-13 23.1%	
FT % 1st Half: 5-8 62.5%	2nd half: 10-15 66.7%	Game: 15-23 65.2%	

Officials: Donnie Eppley, Chris Beaver, Steve McJunkins
Technical fouls: Northwestern-None. Penn State-None.
Attendance: 4682

Score by periods	1st	2nd	Total
Northwestern	34	29	63
Penn State	41	37	78

Last FG - NU 2nd-01:34, PSU 2nd-00:12.
Largest lead - NU None, PSU by 17 2nd-03:19.
NU led for 00:00. PSU led for 38:59. Game was tied for 01:01.

Score tied - 1 time.
Lead changed - 0 times.

Official Basketball Box Score -- Game Totals -- Final Statistics Penn State vs Indiana 01/09/18 6:30pm at Simon Skjodt Assembly Hall

18

Penn State 70 • 12-6, 2-3

#	Player	Total			3-Ptr			Rebounds			PF	TP	A	TO	Blk	Stl	Min
		FG-FGA	FT-FTA	Off	Def	Def	Off	Def	Off	Def							
11	Stevens, Lamar	9-15	2-3	0-3	0	7	7	3	20	1	2	1	1	36			
24	Watkins, Mike	4-4	0-0	2-3	4	8	12	3	10	1	3	0	2	27			
40	Bostick, Nazeer	2-6	1-2	0-0	1	4	5	4	5	0	3	0	1	25			
10	Carr, Tony	9-20	1-4	9-10	0	2	2	3	28	3	5	0	0	39			
33	Garner, Shep	2-4	2-4	0-0	0	1	1	4	6	0	0	0	0	34			
03	Pierce, Satchel	0-0	0-0	0-0	0	1	1	1	0	0	0	0	0	8			
05	Wheeler, Jamari	0-2	0-1	1-2	0	1	1	1	1	0	2	1	2	22			
44	Moore, Julian	0-1	0-0	0-0	0	1	1	1	0	1	0	1	0	9			
Team					0			1									
Totals		26-52	6-14	12-18	5	26	31	20	70	8	14	4	5	200			

FG % 1st Half: 14-30 46.7%	2nd half: 12-22 54.5%	Game: 26-52 50.0%	Deadball Rebounds: 3.1
3FG % 1st Half: 3-9 33.3%	2nd half: 3-5 60.0%	Game: 6-14 42.9%	
FT % 1st Half: 0-0 0.0%	2nd half: 12-18 66.7%	Game: 12-18 66.7%	

Indiana 74 • 10-7, 3-2

#	Player	Total			3-Ptr			Rebounds			PF	TP	A	TO	Blk	Stl	Min
		FG-FGA	FT-FTA	Off	Def	Def	Off	Def	Off	Def							
03	Smith, Justin	1-3	0-0	0-0	1	1	2	3	2	0	1	0	0	6			
13	Morgan, Juwan	8-16	2-5	3-4	3	8	11	0	21	2	1	0	1	39			
02	Newkirk, Josh	4-8	1-4	7-8	0	1	1	3	16	4	0	0	0	30			
40	Johnson, Robert	3-13	1-7	3-3	0	5	5	3	10	2	4	0	2	32			
15	McRoberts, Zach	0-0	0-0	0-0	1	5	6	5	0	3	1	0	3	26			
01	Durham, Ajami	0-2	0-1	0-0	0	1	1	1	0	1	0	1	0	11			
11	Green, Devonte	4-9	1-3	4-4	0	1	1	2	13	1	0	0	0	21			
21	McSwain Jr., Freddie	1-2	0-1	0-2	2	0	2	2	2	1	0	0	0	8			
30	Hartman, Collin	4-9	1-6	1-1	3	2	5	1	10	0	0	0	0	27			
Team					2			0									
Totals		25-62	6-27	18-22	12	24	36	20	74	14	9	1	6	200			

FG % 1st Half: 12-34 35.3%	2nd half: 13-28 46.4%	Game: 25-62 40.3%	Deadball Rebounds: 2
3FG % 1st Half: 3-7 42.9%	2nd half: 3-10 30.0%	Game: 6-27 22.2%	
FT % 1st Half: 8-9 88.9%	2nd half: 10-13 76.9%	Game: 18-22 81.8%	

Officials: Terry Oglesby, Kelly Pfeifer, Eric Curry
Technical fouls: Penn State-None. Indiana-None.
Attendance: 17222

Score by periods	1st	2nd	Total
Penn State	31	39	70
Indiana	35	39	74

Last FG - PSU 2nd-00:02, IND 2nd-02:29.
Largest lead - PSU by 11 05:40, IND by 11 2nd-15:16.
PSU led for 00:59. IND led for 36:06. Game was tied for 02:55.

Score tied - 4 times.
Lead changed - 2 times.

Official Basketball Box Score -- Game Totals -- Final Statistics Nebraska vs Penn State 1/12/18 7:00 p.m. at University Park, Pa. (Bryce Jordan Ctr.)

19

Nebraska 74 • 12-7, 3-3

#	Player	Total			3-Ptr			Rebounds			PF	TP	A	TO	Blk	Stl	Min
		FG-FGA	FT-FTA	Off	Def	Def	Off	Def	Off	Def							
14	Copeland, Isaac	7-13	2-5	5-7	3	5	8	2	21	2	0	1	2	37			
00	Okeke, Duby	0-1	0-0	0-0	0	0	0	1	0	0	1	0	1	12			
05	Watson Jr., Glynn	7-20	3-7	4-6	1	4	5	1	21	2	2	1	1	38			
11	Taylor, Evan	0-4	0-1	0-0	1	2	3	3	0	2	1	0	2	27			
24	Palmer Jr., James	1-9	0-1	3-4	3	1	4	3	5	3	1	0	0	20			
10	McVeigh, Jack	0-1	0-1	0-0	0	2	2	3	0	0	0	1	1	21			
12	Allen, Thomas	2-5	1-3	0-0	0	1	1	0	5	0	1	0	0	8			
13	Gill, Anton	4-8	2-5	0-0	0	2	2	1	10	0	0	0	0	21			
15	Roby, Isaiah	4-7	1-3	3-5	0	6	6	1	12	3	0	2	1	18			
20	Borchardt, Tanner	0-0	0-0	0-2	2	2	4	2	0	1	0	0	0	13			
Team					1			0									
Totals		25-68	9-26	15-24	11	25	36	17	74	12	7	6	7	225			

FG % 1st Half: 9-32 28.1%	2nd half: 14-32 43.8%	OT: 2-4 50.0%	Game: 25-68 36.8%	Deadball Rebounds: 5.1
3FG % 1st Half: 3-11 27.3%	2nd half: 4-12 33.3%	OT: 2-3 66.7%	Game: 9-26 34.6%	
FT % 1st Half: 3-4 75.0%	2nd half: 9-16 56.3%	OT: 3-4 75.0%	Game: 15-24 62.5%	

Penn State 76 • 13-6, 3-3

#	Player	Total			3-Ptr			Rebounds			PF	TP	A	TO	Blk	Stl	Min
		FG-FGA	FT-FTA	Off	Def	Def	Off	Def	Off	Def							
11	Stevens, Lamar	10-18	2-3	4-5	1	6	7	3	26	2	4	0	0	40			
24	Watkins, Mike	7-8	0-0	6-8	3	12	15	3	20	0	2	0	1	39			
05	Wheeler, Jamari	0-4	0-0	0-0	2	3	5	2	0	3	1	0	1	26			
10	Carr, Tony	5-21	3-9	4-6	2	2	4	4	17	8	4	0	1	40			
33	Garner, Shep	2-5	2-4	0-0	2	2	4	3	6	2	1	0	0	38			
01	Zemgulis, Deivis	0-1	0-1	0-0	0	2	2	0	0	0	0	0	0	7			
04	Bostick, Nazeer	2-6	0-2	3-5	2	3	5	3	7	0	0	0	1	27			
35	Buttrick, Trent	0-2	0-1	0-0	0	0	0	0	0	0	0	1	0	2			
44	Moore, Julian	0-1	0-0	0-0	0	1	1	0	0	0	0	3	0	6			
Team					5			2									
Totals		26-66	7-20	17-24	14	34	48	18	76	15	14	4	3	225			

2017-18 PENN STATE BOX SCORES

Official Basketball Box Score -- Game Totals -- Final Statistics Penn State vs Northwestern 01/20/18 1:07 p.m. at Rosemont, Ill. (Allstate Arena)

21

Penn State 61 • 13-8, 3-5 B1G

#	Player	Total			3-Ptr			Rebounds			PF	TP	A	TO	Blk	Stl	Min
		FG	FGA	FT	FTA	Off	Def	Total									
11	Stevens, Lamar	f	6-11	1-3	0-0	0	2	2	2	13	1	1	0	0	0	38	
24	Watkins, Mike	f	2-2	0-0	4-4	0	8	8	4	8	1	4	3	0	26		
05	Wheeler, Jamari	g	1-2	0-1	0-0	1	0	1	3	2	1	3	0	1	15		
10	Carr, Tony	g	4-10	0-3	0-2	1	2	3	4	8	6	4	0	0	38		
33	Garner, Shep	g	7-13	6-11	2-2	0	3	3	1	22	1	0	1	0	39		
04	Zemgulis, Deivis	g	0-0	0-0	0-0	0	0	0	0	0	0	0	1	0	10		
04	Bostick, Nazeer	g	2-5	0-1	4-4	2	2	4	4	8	1	2	1	0	20		
44	Moore, Julian	g	0-0	0-0	0-0	2	1	3	0	0	0	0	0	0	14		
	Team					0	1	1									
Totals			22-43	7-19	10-12	6	19	25	18	61	11	14	6	1	200		

FG % 1st Half: 15-22 68.2% 2nd half: 7-21 33.3% Game: 22-43 51.2%
 3FG % 1st Half: 5-9 55.6% 2nd half: 2-10 20.0% Game: 7-19 36.8%
 FT % 1st Half: 0-1 0.0% 2nd half: 10-11 90.9% Game: 10-12 83.3%

Northwestern 70 • 12-9, 3-5 B1G

#	Player	Total			3-Ptr			Rebounds			PF	TP	A	TO	Blk	Stl	Min
		FG	FGA	FT	FTA	Off	Def	Total									
40	Vic Law	f	5-12	3-7	5-7	0	5	5	2	18	2	1	0	1	35		
44	Gavin Skelly	f	1-4	0-1	2-2	2	1	3	1	4	3	0	0	1	27		
05	Derek Pardon	c	6-9	0-0	0-1	3	1	4	3	12	3	0	1	0	33		
20	Scottie Lindsey	g	6-16	1-6	0-0	3	2	5	4	13	2	1	0	1	30		
30	Bryant McIntosh	g	5-16	0-4	0-1	0	4	4	0	10	4	3	0	0	34		
11	Anthony Gaines	g	2-4	0-0	2-2	2	1	3	4	6	2	1	1	1	26		
23	Jordan Ash	g	2-2	1-1	0-1	1	0	1	1	5	0	0	0	0	6		
25	Barret Benson	g	1-2	0-0	0-0	2	0	2	2	2	0	0	0	1	6		
35	Aaron Falzon	g	0-0	0-0	0-0	0	0	0	0	0	0	0	0	0	3		
	Team					3	2	5									
Totals			28-65	5-19	9-14	16	16	32	17	70	16	7	2	5	200		

FG % 1st Half: 14-30 46.7% 2nd half: 14-35 40.0% Game: 28-65 43.1%
 3FG % 1st Half: 2-10 20.0% 2nd half: 3-9 33.3% Game: 5-19 26.3%
 FT % 1st Half: 3-6 50.0% 2nd half: 6-8 75.0% Game: 9-14 64.3%

Officials: Lewis Garrison, Eric Curry, Tom Eades
 Technical fouls: Penn State-None. Northwestern-None.
 Attendance: 6544

Score by periods	1st	2nd	Total
Penn State	35	26	61
Northwestern	33	37	70

	In	Off	2nd	Fast	Bench
Points	Paint	T/O	Chance	Break	
PSU	24	8	4	0	8
NU	40	14	17	0	13

Last FG - PSU 2nd-10:37, NU 2nd-03:26.
 Largest lead - PSU by 9 1st-14:27, NU by 9 2nd-00:17.
 PSU led for 30:41. NU led for 07:22. Game was tied for 01:57.

Score tied - 3 times.
 Lead changed - 7 times.

Official Basketball Box Score -- Game Totals -- Final Statistics Penn State vs Ohio State 01/25/18 8:00 p.m. at Columbus, Ohio (Value City Arena)

22

Penn State 82 • 14-8, 4-5 B1G

#	Player	Total			3-Ptr			Rebounds			PF	TP	A	TO	Blk	Stl	Min
		FG	FGA	FT	FTA	Off	Def	Total									
04	Zemgulis, Deivis	f	2-2	1-1	0-0	0	1	1	0	5	1	0	0	0	14		
11	Stevens, Lamar	f	4-10	1-1	6-9	1	5	6	1	15	1	2	1	1	35		
24	Watkins, Mike	f	3-7	0-0	1-3	1	4	5	1	7	0	0	0	0	28		
10	Carr, Tony	g	10-14	4-5	4-4	1	4	5	2	28	5	2	0	0	39		
33	Garner, Shep	g	4-5	4-5	2-2	0	0	0	3	14	2	2	0	0	30		
04	Bostick, Nazeer	g	1-2	1-1	0-0	1	0	1	0	2	3	0	1	0	9		
05	Wheeler, Jamari	g	0-0	0-0	0-0	0	0	0	0	0	0	1	0	0	2		
23	Reaves, Josh	g	4-7	0-1	2-2	2	1	3	3	10	1	2	0	0	31		
44	Moore, Julian	g	0-1	0-0	0-0	0	0	0	1	0	0	0	0	0	12		
	Team					0	0	0									
Totals			28-48	11-14	15-20	6	15	21	13	82	10	10	1	2	200		

FG % 1st Half: 13-23 56.5% 2nd half: 15-25 60.0% Game: 28-48 58.3%
 3FG % 1st Half: 6-9 66.7% 2nd half: 5-5 100.0% Game: 11-14 78.6%
 FT % 1st Half: 6-8 75.0% 2nd half: 9-12 75.0% Game: 15-20 75.0%

Ohio State 79 • 18-5, 9-1 B1G

#	Player	Total			3-Ptr			Rebounds			PF	TP	A	TO	Blk	Stl	Min
		FG	FGA	FT	FTA	Off	Def	Total									
01	Tate, Jae'Sean	f	6-11	0-0	5-5	1	9	10	4	17	2	4	2	2	33		
33	Bates-Diop, Keita	f	8-13	4-6	5-5	2	2	4	4	25	2	0	0	0	32		
34	Wesson, Caleb	f	4-4	0-0	2-2	0	3	3	2	10	0	2	1	0	25		
03	Jackson, C.J.	g	4-8	2-5	2-2	0	0	0	4	12	5	3	0	1	28		
15	Williams, Kam	g	4-6	0-1	2-2	0	1	1	0	10	1	0	0	1	27		
00	Potter, Micah	g	1-4	0-1	0-0	1	0	1	0	2	0	0	1	0	10		
02	Jallow, Musa	g	0-2	0-1	0-0	0	0	0	0	0	0	0	0	0	9		
13	Dakich, Andrew	g	1-2	1-1	0-0	0	2	2	1	3	1	1	0	1	20		
24	Wesson, Andre	g	0-0	0-0	0-0	0	1	1	1	0	1	0	0	0	16		
	Team					3	0	3									
Totals			28-50	7-15	16-16	7	18	25	16	79	12	11	4	5	200		

FG % 1st Half: 14-27 51.9% 2nd half: 14-23 60.9% Game: 28-50 56.0%
 3FG % 1st Half: 1-6 16.7% 2nd half: 6-9 66.7% Game: 7-15 46.7%
 FT % 1st Half: 8-8 100.0% 2nd half: 8-8 100.0% Game: 16-16 100.0%

Officials: Mike Eades, Donnie Eppley, Pat Driscoll
 Technical fouls: Penn State-None. Ohio State-None.
 Attendance: 13464

Score by periods	1st	2nd	Total
Penn State	38	44	82
Ohio State	37	42	79

	In	Off	2nd	Fast	Bench
Points	Paint	T/O	Chance	Break	
PSU	26	11	6	3	13
OSU	32	17	4	3	15

Last FG - PSU 2nd-00:01, OSU 2nd-00:05.
 Largest lead - PSU by 13 2nd-07:58, OSU by 2 2nd-18:13.
 PSU led for 37:26, OSU led for 01:28. Game was tied for 01:06.

Score tied - 3 times.
 Lead changed - 4 times.

Official Basketball Box Score -- Game Totals -- Final Statistics Rutgers vs Penn State 1/27/18 4:00 p.m. at University Park, Pa. (Bryce Jordan Ctr.)

23

Rutgers 43 • 12-11, 2-8

#	Player	Total			3-Ptr			Rebounds			PF	TP	A	TO	Blk	Stl	Min
		FG	FGA	FT	FTA	Off	Def	Total									
33	Freeman, Deshawn	f	2-7	0-0	2-2	0	8	8	3	6	1	3	1	2	23		
35	Thiam, Issa	f	5-12	2-7	0-0	0	4	4	0	12	0	2	0	0	28		
21	Doucoure, Mamadou	c	3-6	0-0	0-0	1	3	4	3	6	0	1	1	0	21		
00	Baker, Geo	g	1-9	1-6	0-0	0	1	1	3	4	1	0	2	35			
03	Sanders, Corey	g	0-7	0-3	0-0	0	2	2	0	3	3	0	1	1	29		
01	Sa, Candido	g	2-5	1-1	2-2	0	4	4	1	7	0	1	0	0	18		
02	Doorson, Shaquille	g	0-1	0-0	0-0	0	0	0	0	0	0	0	0	0	6		
10	Baker, Jake	g	0-0	0-0	0-0	0	0	0	0	0	0	0	0	0	3		
11	Omoriy, Eugene	g	3-4	0-0	3-5	0	2	4	9	1	2	1	1	24			
44	Mensah, Souf	g	0-0	0-0	0-0	0	0	0	3	0	1	2	0	1	13		
	Team					1	1	2									
Totals			16-51	4-17	7-9	2	25	27	15	43	10	16	3	7	200		

FG % 1st Half: 8-28 28.6% 2nd half: 8-23 34.8% Game: 16-51 31.4%
 3FG % 1st Half: 2-10 20.0% 2nd half: 3-9 33.3% Game: 4-17 23.5%
 FT % 1st Half: 5-6 83.3% 2nd half: 2-3 66.7% Game: 7-9 77.8%

Penn State 60 • 15-8, 5-5

#	Player	Total			3-Ptr			Rebounds			PF	TP	A	TO	Blk	Stl	Min
		FG	FGA	FT	FTA	Off	Def	Total									
04	Zemgulis, Deivis	f	0-1	0-1	0-0	1	0	1	2	0	0	0	0	1	12		
11	Stevens, Lamar	f	3-8	0-2	0-1	0	4	4	3	6	0	3	1	0	24		
24	Watkins, Mike	f	6-12	0-0	3-6	5	14	19	0	15	1	3	3	0	30		
10	Carr, Tony	g	6-13	2-5	2-3	0	5	5	2	16	4	4	0	2	39		
33	Garner, Shep	g	2-9	2-													

2017-18 PENN STATE BOX SCORES

Official Basketball Box Score -- Game Totals -- Final Statistics Iowa vs Penn State 02/03/18 6 p.m. at University Park, Pa. (Bryce Jordan Ctr)

25

Iowa 58 • 12-13, 3-9

##	Player	Total			3-Ptr			Rebounds			PF	TP	A	TO	Blk	Stl	Min
		FG-FGA	FG-FGA	FT-FTA	FG-FGA	FG-FGA	FT-FTA	Off	Def	Tot							
05	Cook, Tyler	f	8-12	0-0	3-6	2	4	6	3	19	1	2	0	0	0	31	
51	Baer, Nicholas	f	1-4	0-3	0-0	3	3	6	1	2	0	0	1	1	21		
55	Garza, Luka	f	3-13	0-2	7-9	2	4	6	2	13	0	2	0	1	24		
03	Bohannon, Jordan	g	1-3	1-3	0-0	0	0	0	1	3	3	3	0	1	24		
04	Moss, Isaiah	g	1-6	0-1	2-2	0	1	1	0	4	1	0	0	0	21		
00	Wagner, Ahmad	g	0-0	0-0	0-0	0	0	0	0	0	0	0	0	0	4		
01	Dailey, Maishe	g	2-4	0-1	0-0	0	1	1	4	4	0	3	0	1	26		
02	Nunge, Jack	g	2-7	0-0	0-0	2	0	2	1	4	0	0	0	0	22		
25	Uhl, Dom	g	0-0	0-0	0-0	1	2	3	0	0	2	0	0	0	8		
35	Pemsl, Cordell	g	3-6	0-0	3-5	1	2	3	2	9	0	3	0	0	19		
Team						1	1	2									
Totals			21-55	1-10	15-22	12	18	30	14	58	7	13	1	4	200		

FG % 1st Half: 12-30 40.0% 2nd half: 9-25 36.0% Game: 21-55 38.2%
 3FG % 1st Half: 1-3 33.3% 2nd half: 0-7 0.0% Game: 1-10 10.0%
 FT % 1st Half: 3-5 60.0% 2nd half: 12-17 70.6% Game: 15-22 68.2%

Penn State 82 • 16-9, 6-6

##	Player	Total			3-Ptr			Rebounds			PF	TP	A	TO	Blk	Stl	Min
		FG-FGA	FG-FGA	FT-FTA	FG-FGA	FG-FGA	FT-FTA	Off	Def	Tot							
11	Stevens, Lamar	f	8-18	0-3	1-2	2	4	6	3	17	2	3	4	1	36		
24	Watkins, Mike	f	9-10	0-0	1-2	2	8	10	3	19	0	1	1	2	30		
10	Carr, Tony	g	6-13	2-4	2-2	1	5	6	2	16	0	3	0	0	35		
23	Reaves, Josh	g	4-5	0-0	3-4	1	1	2	3	11	5	1	0	1	20		
33	Garner, Shep	g	3-8	3-7	0-0	0	2	2	2	9	0	1	0	0	30		
01	Zemgulis, Deivis	g	0-0	0-0	0-0	0	0	0	0	0	0	0	0	0	1		
04	Bostick, Nazeer	g	2-5	0-1	0-0	1	3	4	2	4	1	0	0	1	23		
05	Wheeler, Jamari	g	1-3	0-0	0-0	1	2	3	2	2	1	0	0	0	12		
21	Harrar, John	g	1-1	0-0	0-0	0	0	0	0	0	0	0	0	0	2		
44	Moore, Julian	g	1-1	0-0	0-0	1	0	1	2	2	1	0	1	0	11		
Team						2	1	3									
Totals			35-64	5-15	7-10	11	26	37	19	82	13	11	6	5	200		

FG % 1st Half: 20-34 58.8% 2nd half: 15-30 50.0% Game: 35-64 54.7%
 3FG % 1st Half: 4-8 50.0% 2nd half: 1-7 14.3% Game: 5-15 33.3%
 FT % 1st Half: 3-4 75.0% 2nd half: 4-6 66.7% Game: 7-10 70.0%

Officials: D.J. Carstensen, Paul Szecel, Kelly Pfeifer
 Technical fouls: Iowa-None. Penn State-None.
 Attendance: 10394

Score by periods	1st	2nd	Total
Iowa	28	30	58
Penn State	47	35	82

Points	In	Off	2nd	Fast	Bench
IOWA	30	15	13	2	17
PSU	50	15	18	11	10

Last FG - IOWA 2nd-01:55, PSU 2nd-00:40.
 Largest lead - IOWA by 3 1st-19:23, PSU by 25 2nd-04:20.
 IOWA led for 01:50. PSU led for 36:16. Game was tied for 01:54.

Score tied - 2 times.
 Lead changed - 3 times.

Official Basketball Box Score -- Game Totals -- Final Statistics Maryland vs Penn State 2/7/18 6:30 p.m. at University Park, Pa. (Bryce Jordan Ctr.)

26

Maryland 70 • 16-10, 5-8

##	Player	Total			3-Ptr			Rebounds			PF	TP	A	TO	Blk	Stl	Min
		FG-FGA	FG-FGA	FT-FTA	FG-FGA	FG-FGA	FT-FTA	Off	Def	Tot							
23	Bruno Fernando	f	4-6	0-0	5-5	2	7	9	3	13	3	6	1	1	30		
01	Anthony Cowan	g	4-7	3-3	4-7	0	2	2	2	15	5	2	0	3	40		
04	Kevin Huerter	g	5-12	1-4	2-2	0	5	5	2	13	3	4	0	1	37		
05	Dion Wiley	g	2-3	2-3	0-0	0	0	0	1	6	0	0	0	1	23		
10	Darryl Morsell	g	5-8	0-0	0-0	1	2	3	1	10	3	0	1	1	33		
00	Sean Obi	g	0-0	0-0	0-0	0	2	2	3	0	1	0	0	0	10		
11	Reed Nickens	g	5-10	3-7	0-0	1	1	2	4	13	0	1	0	0	25		
12	Reese Mona	g	0-0	0-0	0-0	0	0	0	0	0	0	0	0	0	0+		
33	Joshua Tomaic	g	0-0	0-0	0-0	0	0	0	1	0	0	0	0	0	2		
Team						0	0	0									
Totals			25-46	9-17	11-14	4	19	23	17	70	14	14	2	6	200		

FG % 1st Half: 13-22 59.1% 2nd half: 12-24 50.0% Game: 25-46 54.3%
 3FG % 1st Half: 4-7 57.1% 2nd half: 5-10 50.0% Game: 9-17 52.9%
 FT % 1st Half: 5-6 83.3% 2nd half: 6-8 75.0% Game: 11-14 78.6%

Penn State 74 • 17-9, 7-6

##	Player	Total			3-Ptr			Rebounds			PF	TP	A	TO	Blk	Stl	Min
		FG-FGA	FG-FGA	FT-FTA	FG-FGA	FG-FGA	FT-FTA	Off	Def	Tot							
11	Stevens, Lamar	f	10-12	2-3	3-4	3	1	4	1	25	2	0	2	1	40		
24	Watkins, Mike	f	5-7	0-0	1-4	2	3	5	2	11	1	1	1	3	31		
10	Carr, Tony	g	5-12	4-6	2-2	0	1	1	2	16	6	2	0	1	37		
23	Reaves, Josh	g	5-10	1-3	3-4	3	6	9	3	14	1	4	0	1	36		
33	Garner, Shep	g	2-8	2-8	0-0	0	0	0	2	6	1	1	0	0	28		
03	Pierce, Satchel	g	0-1	0-0	0-0	0	1	1	0	0	0	0	0	0	4		
04	Bostick, Nazeer	g	0-1	0-1	2-2	0	1	1	1	2	0	0	0	0	7		
05	Wheeler, Jamari	g	0-0	0-0	0-0	0	1	1	1	0	3	0	0	0	11		
44	Moore, Julian	g	0-1	0-0	0-2	1	1	2	0	0	1	0	0	0	6		
Team						0	3	3									
Totals			27-52	9-21	11-18	9	18	27	12	74	14	10	3	6	200		

FG % 1st Half: 16-30 53.3% 2nd half: 11-22 50.0% Game: 27-52 51.9%
 3FG % 1st Half: 5-12 41.7% 2nd half: 4-9 44.4% Game: 9-21 42.9%
 FT % 1st Half: 4-4 100.0% 2nd half: 7-14 50.0% Game: 11-18 61.1%

Officials: Terry Oglesby, Mike Eades, Rob Kueneman
 Technical fouls: Maryland-None. Penn State-None.
 Attendance: 8435

Score by periods	1st	2nd	Total
Maryland	35	35	70
Penn State	41	33	74

Points	In	Off	2nd	Fast	Bench
Maryland	32	13	8	4	13
PSU	22	23	13	4	2

Last FG - UMD 2nd-01:13, PSU 2nd-02:06.
 Largest lead - UMD by 6 1st-17:03, PSU by 10 2nd-08:11.
 UMD led for 08:56. PSU led for 27:18. Game was tied for 03:46.

Score tied - 6 times.
 Lead changed - 6 times.

Official Basketball Box Score -- Game Totals -- Final Statistics Penn State vs Illinois 02/11/18 6 p.m. at State Farm Center, Champaign, Ill.

27

Penn State 74 • 18-9, 8-6

##	Player	Total			3-Ptr			Rebounds			PF	TP	A	TO	Blk	Stl	Min
		FG-FGA	FG-FGA	FT-FTA	FG-FGA	FG-FGA	FT-FTA	Off	Def	Tot							
11	Stevens, Lamar	f	5-8	0-2	1-2	2	4	6	3	11	2	4	0	0	39		
24	Watkins, Mike	f	5-5	0-0	0-1	0	4	4	3	10	0	1	0	1	22		
10	Carr, Tony	g	6-13	3-7	0-0	1	5	6	0	15	6	3	1	1	35		
23	Reaves, Josh	g	5-9	0-1	0-0	2	1	3	4	10	1	0	0	1	19		
33	Garner, Shep	g	5-14	4-13	2-2	1	1	2	1	16	4	2	1	1	37		
01	Zemgulis, Deivis	g	0-0	0-0	0-0	0	0	0	0	0	0	0	0	0	1		
04	Bostick, Nazeer	g	2-3	0-0	3-4	1	0	1	2	7	3	0	0	0	19		
05	Wheeler, Jamari	g	1-2	0-1	0-1	1	1	2	1	2	3	1	0	2	10		
21	Harrar, John	g	0-0	0-0	0-0	0	0	0	0	0	0	0	0	0	4		
44	Moore, Julian	g	1-1	0-0	1-1	0	1	1	2	3	1	0	1	0	14		
Team						1	2	3									
Totals			30-55	7-24	7-11	9	19	28	16	74	20	11	3	6	200		

FG % 1st Half: 15-27 55.6% 2nd half: 15-28 53.6% Game: 30-55 54.5%
 3FG % 1st Half: 3-13 23.1% 2nd half: 4-11 36.4% Game: 7-24 29.2%
 FT % 1st Half: 4-6 66.7% 2nd half: 3-5 60.0% Game: 7-11 63.6%

Illinois 52 • 12-14, 2-11

##	Player	Total			3-Ptr			Rebounds			PF	TP	A	TO	Blk	Stl	Min
		FG-FGA	FG-FGA	FT-FTA	FG-FGA	FG-FGA	FT-FTA	Off	Def	Tot							
11	Eboigbodin, Greg	f	0-0	0-0	0-0	3	3	6	5	0	2	1	0	0	21		
12	Black, Leron	f	6-10	2-3	4-4	4	2	6	3	18	0	3	0	0	29		
01	Frazier, Trent	g	2-11	2-6	0-1	2											

2017-18 PENN STATE BOX SCORES

Official Basketball Box Score -- Game Totals -- Final Statistics Penn State vs Purdue 02/18/18 8:00 PM ET at West Lafayette, Ind. / Mackey Arena

29

Penn State 73 • 19-10, 9-7

#	Player	Total			3-Ptr			Rebounds			PF	TP	A	TO	Blk	Stl	Min
		FG-FGA	FG-FGA	FT-FTA	FG-FGA	FG-FGA	FT-FTA	Off	Def	Tot							
11	Stevens, Lamar	f	4-8	1-2	4-6	1	5	6	1	13	1	4	1	1	38		
24	Watkins, Mike	c	1-3	0-0	1-2	1	1	2	4	3	0	1	1	0	9		
10	Carr, Tony	g	8-22	2-4	1-1	3	2	5	2	19	5	2	1	1	36		
23	Reaves, Josh	g	3-5	1-3	0-0	1	6	7	4	7	5	3	0	0	38		
33	Garner, Shep	g	6-9	5-8	0-0	0	4	4	3	17	0	1	0	0	25		
03	Pierce, Satchel	g	1-1	0-0	0-0	0	2	2	3	2	0	1	1	1	13		
04	Bostick, Nazeer	g	2-4	0-1	2-2	2	2	4	2	6	1	2	0	1	14		
05	Wheeler, Jamari	g	0-1	0-0	0-0	2	0	2	0	0	1	1	0	1	8		
21	Harrar, John	g	0-0	0-0	0-0	0	0	0	1	0	0	0	1	0	5		
44	Moore, Julian	g	3-3	0-0	0-2	1	0	1	2	6	1	0	0	0	14		
	Team					0	2	2									
	Totals		28-56	9-18	8-13	11	24	35	22	73	14	15	5	5	200		

FG % 1st Half: 15-30 50.0% 2nd half: 13-26 50.0% Game: 28-56 50.0%
 3FG % 1st Half: 4-8 50.0% 2nd half: 5-10 50.0% Game: 9-18 50.0%
 FT % 1st Half: 2-3 66.7% 2nd half: 6-10 60.0% Game: 8-13 61.5%

Purdue 76 • 24-5, 13-3

#	Player	Total			3-Ptr			Rebounds			PF	TP	A	TO	Blk	Stl	Min
		FG-FGA	FG-FGA	FT-FTA	FG-FGA	FG-FGA	FT-FTA	Off	Def	Tot							
24	Elfert, Grady	f	2-3	0-1	2-5	1	3	4	4	6	2	0	1	0	23		
44	Haas, Isaac	c	4-7	0-0	4-7	2	4	6	4	12	3	3	1	0	27		
03	Edwards, Carsen	g	9-19	3-8	6-7	0	4	4	1	27	2	0	0	3	35		
11	Thompson, P.J.	g	0-2	0-2	0-0	1	2	3	3	0	0	1	1	1	21		
31	Mathias, Dakota	g	7-11	2-5	2-2	0	3	3	2	18	3	2	0	2	34		
14	Cline, Ryan	g	2-4	2-4	1-2	0	1	1	1	7	2	1	0	1	21		
20	Eastern, Nojel	g	1-3	0-0	0-0	2	1	3	1	2	1	2	0	1	22		
32	Haarms, Matt	g	1-4	0-0	2-4	2	0	2	2	4	0	0	1	1	17		
	Team					1	1	2									
	Totals		26-53	7-20	17-27	9	19	28	18	76	13	9	4	9	200		

FG % 1st Half: 11-26 42.3% 2nd half: 15-27 55.6% Game: 26-53 49.1%
 3FG % 1st Half: 2-9 22.2% 2nd half: 5-11 45.5% Game: 7-20 35.0%
 FT % 1st Half: 8-9 88.9% 2nd half: 9-18 50.0% Game: 17-27 63.0%

Officials: Bo Boroski, Bill Ek, Keith Kimble
 Technical fouls: Penn State-Watkins, Mike. Purdue-Haarms, Matt.
 Attendance: 14804

Score by periods	1st	2nd	Total
Penn State	36	37	73
Purdue	32	44	76

	In	Off	2nd	Fast	Bench
Points	Paint	T/O	Chance	Break	
PSU	20	11	13	2	14
PURDUE	24	12	11	4	13

Last FG - PSU 2nd-01:33, PURDUE 2nd-01:13.
 Largest lead - PSU by 9 1st-05:04, PURDUE by 11 2nd-12:34.
 PSU led for 12:48. PURDUE led for 25:31. Game was tied for 01:41.

Score tied - 4 times.
 Lead changed - 4 times.

Official Basketball Box Score -- Game Totals -- Final Statistics Michigan vs Penn State 2/21/18 7:00 p.m. at University Park, Pa. (Bryce Jordan Ctr.)

30

Michigan 72 • 23-7, 12-5

#	Player	Total			3-Ptr			Rebounds			PF	TP	A	TO	Blk	Stl	Min
		FG-FGA	FG-FGA	FT-FTA	FG-FGA	FG-FGA	FT-FTA	Off	Def	Tot							
04	Livers, Isaiah	f	0-0	0-0	2-2	0	0	0	0	2	1	0	0	0	9		
13	Wagner, Moritz	f	5-9	4-5	4-4	1	7	8	3	18	1	1	0	0	28		
01	Matthews, Charles	g	0-5	0-1	0-0	1	2	3	1	0	2	3	2	1	17		
03	Simpson, Zavier	g	4-10	0-3	1-2	1	5	6	1	9	4	1	0	3	32		
12	Abdur-Rahkman, M-A	g	3-6	1-3	2-4	0	2	2	2	9	5	4	0	2	38		
02	Poole, Jordan	g	4-8	2-2	3-3	0	4	4	3	13	1	1	0	1	26		
05	Simmons, Jaaron	g	0-0	0-0	0-0	0	0	0	2	0	0	0	0	0	4		
15	Teske, Jon	g	0-2	0-0	0-0	1	3	4	0	0	1	0	1	0	12		
22	Robinson, Duncan	g	6-9	3-6	4-4	1	3	4	3	19	0	1	3	1	32		
55	Brooks, Eli	g	1-2	0-1	0-0	0	1	1	0	2	0	0	0	0	2		
	Team					1	1	2									
	Totals		23-51	10-21	16-19	6	28	34	15	72	15	12	6	8	200		

FG % 1st Half: 13-26 50.0% 2nd half: 10-25 40.0% Game: 23-51 45.1%
 3FG % 1st Half: 5-10 50.0% 2nd half: 5-11 45.5% Game: 10-21 47.6%
 FT % 1st Half: 3-5 60.0% 2nd half: 13-14 92.9% Game: 16-19 84.2%

Penn State 63 • 19-11, 9-8

#	Player	Total			3-Ptr			Rebounds			PF	TP	A	TO	Blk	Stl	Min
		FG-FGA	FG-FGA	FT-FTA	FG-FGA	FG-FGA	FT-FTA	Off	Def	Tot							
11	Stevens, Lamar	f	9-19	1-3	0-4	0	8	8	1	19	3	2	2	0	38		
44	Moore, Julian	g	2-4	0-0	2-2	2	1	3	3	6	0	1	0	0	11		
10	Carr, Tony	g	8-18	4-8	1-1	0	5	5	1	21	6	2	2	1	39		
23	Reaves, Josh	g	2-3	1-2	3-4	1	6	7	5	8	1	2	0	3	35		
33	Garner, Shep	g	1-6	1-5	0-0	0	1	1	4	3	0	1	0	1	33		
01	Zemulis, Deivis	g	0-0	0-0	0-0	0	1	1	0	0	0	0	0	0	1		
03	Pierce, Satchel	g	1-2	0-0	0-0	0	0	0	1	2	0	0	1	0	5		
04	Bostick, Nazeer	g	1-4	0-0	0-0	0	0	0	3	2	0	2	1	1	21		
05	Wheeler, Jamari	g	0-0	0-0	0-0	0	0	0	0	0	0	0	0	0	4		
21	Harrar, John	g	1-1	0-0	0-0	1	0	1	1	2	0	0	0	0	8		
24	Watkins, Mike	g	0-2	0-0	0-0	0	0	0	0	0	0	0	0	0	5		
	Team					5	2	7									
	Totals		25-59	7-18	6-11	9	24	33	19	63	10	10	6	6	200		

FG % 1st Half: 11-28 39.3% 2nd half: 14-31 45.2% Game: 25-59 42.4%
 3FG % 1st Half: 2-7 28.6% 2nd half: 5-11 45.5% Game: 7-18 38.9%
 FT % 1st Half: 2-2 100.0% 2nd half: 4-9 44.4% Game: 6-11 54.5%

Officials: Terry Oglesby, Gene Steratore, Rob Riley
 Technical fouls: Michigan-None. Penn State-None.
 Attendance: 13586

Score by periods	1st	2nd	Total
Michigan	34	38	72
Penn State	26	37	63

	In	Off	2nd	Fast	Bench
Points	Paint	T/O	Chance	Break	
MICH	24	14	4	13	34
PSU	30	9	10	4	6

Last FG - MICH 2nd-01:28, PSU 2nd-00:22.
 Largest lead - MICH by 13 1st-03:52, PSU by 3 2nd-14:30.
 MICH led for 33:46. PSU led for 04:04. Game was tied for 02:10.

Score tied - 4 times.
 Lead changed - 4 times.

Official Basketball Box Score -- Game Totals -- Final Statistics Penn State vs Nebraska 02/25/18 4:21 p.m. at Pinnacle Bank Arena (Lincoln, Neb.)

31

Penn State 64 • 19-12, 9-9

#	Player	Total			3-Ptr			Rebounds			PF	TP	A	TO	Blk	Stl	Min
		FG-FGA	FG-FGA	FT-FTA	FG-FGA	FG-FGA	FT-FTA	Off	Def	Tot							
11	Stevens, Lamar	f	5-11	1-2	2-4	1	6	7	2	13	0	4	3	0	34		
44	Moore, Julian	g	1-2	0-0	0-0	1	2	3	2	2	0	0	0	0	14		
10	Carr, Tony	g	9-23	2-7	7-11	1	2	3	1	27	1	3	0	0	38		
23	Reaves, Josh	g	1-8	0-3	1-2	2	5	7	3	3	3	3	0	7	37		
33	Garner, Shep	g	5-8	1-4	0-0	2	2	3	11	2	1	0	2	30			
03	Pierce, Satchel	g	0-1	0-0	0-0	1	0	1	2	0	0	0	0	0	4		
04	Bostick, Nazeer	g	2-5	0-1	0-0	0	0	0	2	4	0	1	0	2	22		
05	Wheeler, Jamari	g	1-1	0-0	2-2	2	0	2	3	4	0	0	0	0	15		
21	Harrar, John	g	0-0	0-0	0-0	0	0	0	1	0	0	1	0	0	6		
	Team					2	1	3									
	Totals		24-59	4-17	12-19	10	18	28	19	64	6	13	3	11	200		

FG % 1st Half: 7-27 25.9% 2nd half: 17-32 53.1% Game: 24-59 40.7%
 3FG % 1st Half: 1-6 16.7% 2nd half: 3-11 27.3% Game: 4-17 23.5%
 FT % 1st Half: 2-4 50.0% 2nd half: 10-15 66.7% Game: 12-19 63.2%

Nebraska 76 • 22-9, 13-5

#	Player	Total			3-Ptr			Rebounds			PF	TP	A	TO	Blk	Stl	Min
		FG-FGA	FG-FGA	FT-FTA	FG-FGA	FG-FGA	FT-FTA	Off	Def	Tot							
14	Copeland, Isaac	f	6-10	2-3	3-5	3	9	12	2	17	4	2	0	1	34		
00	Okeke, Duby	c	0-0	0-0	0-0	0	2	2	0	0	0	0	1	0	4		
11	Taylor, Evan	g	2-8	0-1	3-4	2	4	6	1	7	3	0	0	2	30		
13	Gill, Anton	g	2-6	2-5	3-4	0	0	0	2	9	0	2	0	0	23		
24	Palmer Jr., James	g	5-12	0-3	1-3	0	3	3	1	11	3	6	0	2	33		
03	Laws, Malcolm	g	0-1	0-1	0-0	0	0	0	0	0	0	0	0	0	1		
05	Watson Jr., Glynn	g	4-8	0-0	3-3	1	4	5	2	11	3	2	0	1	31		
12	Allen, Thomas	g	0-0	0-0	0-0	0	1	1	0	0	0	0	0	0	4		
15	Roby, Isaiah	g	5-6	0-0	3-4	5	2	7	5	13	3	1	1	0	28		
32	Tshimanga, Jordy	g	4-6	0-0	0-0	1	4	5	1	8	0	0	1	0	12		
	Team					2	2	4									
	Totals		28-57	4-13													

TV / RADIO ROSTER



1
DEIVIS ZEMGULIS
Jr. | F | 6-6 | 220
Kaunas, Lithuania




3
SACHEL PIERCE
Jr. | F | 7-0 | 255
Barberton, Ohio



4
NAZEER BOSTICK
So. | G | 6-4 | 203
Philadelphia, Pa.



5
JAMARI WHEELER
Fr. | G | 6-1 | 170
Live Oak, Fla.




10
TONY CARR
So. | G | 6-5 | 204
Philadelphia, Pa.



11
LAMAR STEVENS
So. | F | 6-8 | 226
North Wales, Pa.



20
TAYLOR NUSSBAUM
Fr. | G | 6-2 | 175
South Salem, N.Y.



21
JOHN HARRAR
Fr. | F | 6-9 | 243
Wallingford, Pa.



22
GRANT HAZLE
So. | F | 6-5 | 192
Kingwood, Texas




23
JOSH REAVES
Jr. | G | 6-4 | 210
Fairfax, Va.



24
MIKE WATKINS
R-So. | F | 6-9 | 254
Philadelphia, Pa.



33
SHEP GARNER
Sr. | G | 6-2 | 196
Chester, Pa.



35
TRENT BUTTRICK
Fr. | F | 6-8 | 234
Bloomsburg, Pa.



44
JULIAN MOORE
Gr. | F | 6-10 | 248
Philadelphia, Pa.



PATRICK CHAMBERS
Head Coach
Seventh Season



KEITH URGO
Associate Head Coach
Seventh Season



DWAYNE ANDERSON
Assistant Coach
Fifth Season



JIM FERRY
Assistant Coach
First Season



ROSS CONDON
Dir. of Operations
Seventh Season



DAVID CAPORALETTI
Dir. of Player Development
Seventh Season



JONATHAN SALAZER
Athletic Trainer
21st Season



GREG MISKINIS
Strength Coach
Second Season



DR. GREG BILLY
Team Physician
Seventh Season



NICHOLAS COLELLA
Dir. of Recruiting
Third Season



NAZEER BOSTICK

G • 6-4 • 203 • SOPHOMORE
PHILADELPHIA, PA (ROMAN CATHOLIC)

4

AS A SOPHOMORE (2017-18)

- Complimented by Coach Chambers for being an all-star in his role.
- Sliced first-half deficit vs. Temple to five points with critical jumper and 3-pointer in final 69 seconds of first half. Went 4-4 for game, 1-1 from behind the arc and had 12 points and three rebounds on night.
- Averaged 3.0 rebounds in three Big Ten Tournament games with high of four vs. Ohio State.
- Scored seven points and had three assists at Illinois. Also delivered inbound pass to Carr for bucket with 3.7 seconds left in first half to give Nittany Lions lead going into the break.
- Thunderous dunk vs. Rutgers broke backboard camera.
- Hit a jumper in overtime to help defeat Nebraska and finished with a then-Big Ten-best seven points.
- Earned his third start of season and career at Indiana and played 25 minutes. Had five points off two field goals.
- Played 19 minutes vs. Northwestern and had his fourth block in five games.
- Scored five points and had one rebound in eight minutes at Maryland.
- Played 18 minutes vs. Coppin State scoring seven points with two treys. Also had sky-high block.
- Made his first career three-pointer vs. Rider. Recorded first block of 2017-18.
- Started at George Mason and scored six points, had four rebounds and two assists.
- Missed the George Washington game.
- Gave quality minutes on defense at Iowa and had seven minutes with one assist vs. Wisconsin.
- Went 6-6 from the free throw line at N.C. State and added three rebounds, an assist and a steal.
- Shared team lead in scoring with Jamari Wheeler with 14 points vs. Oral Roberts (11/24). Tied his career high with five field goals against Golden Eagles.
- Had 10 points off 4-5 shooting against Pittsburgh and had career bests in assists (4) and steals (4).
- Had 10 points vs. Columbia, going 6-6 from the free throw line. Pulled down a career-best eight rebounds.
- Upped his minutes on the court to 22 vs. Montana.
- Scored then-career-best 12 points in 20 minutes of action vs. Fairleigh Dickinson (11-12).
- Inserted into the starting lineup vs. Columbia due to injuries to guards Tony Carr and Josh Reaves.
- Had four points, two steals and two rebounds in 15 minutes of play in the opener vs. Campbell.

► BOSTICK'S CAREER HIGHS

Points	
Career	14, vs. Oral Roberts, 11/24/17
B1G Career	8, 2x, last at Northwestern, 1/20/18
Rebounds	
Career	8, vs. Columbia, 11/17/17
B1G Career	5, 2x, last vs. Nebraska (ot), 1/12/18
Assists	
Career	4, vs. Pittsburgh, 11/20/17
B1G Career	3, at Illinois, 2/11/18
Blocks	
Career	1, 9x, last vs. Michigan, 2/21/18
B1G Career	1, 8x, last vs. Michigan, 2/21/18
Steals	
Career	4, vs. Pittsburgh, 11/17/17
B1G Career	2, at Nebraska, 2/14/17
Minutes	
Career	35, vs. Columbia, 11/17/17
B1G Career	31, vs. Minnesota (ot), 1/15/18
..... regulation: 25 at Indiana, 1/9/18	

Field Goals - Made	
Career	5, 2x, last vs. Oral Roberts, 11/24/17
B1G Career	3, vs. Minnesota (ot), 1/15/18
..... regulation: 2, 4x, last at Purdue, 2/18/18	

Field Goals - Attempted	
Career	11, vs. Columbia, 11/17/17
B1G Career	6, 3x, last vs. Ohio State, 2/15/18

3-Point Field Goals - Made	
Career	2, vs. Coppin State, 12/30/17
B1G Career	1, 3x, last at Ohio State, 1/25/18

3-Point Field Goals - Attempted	
Career	4, vs. Coppin State, 12/30/17
B1G Career	2, 5x, last vs. Ohio State, 2/15/18

Free Throws - Made	
Career	6, 2x, last at N.C. State, 11/29/17
B1G Career	4, at Northwestern, 1/20/18

Free Throws - Attempted	
Career	6, 4x, last vs. Temple-NIT, 3/14/18
B1G Career	5, vs. Nebraska (ot), 1/12/18
..... regulation: 4, 2x, last at Illinois, 2/11/18	

Opponent	Date	gs	min	Total		3-Pointers		Free throws		Rebounds							pts	avg		
				fg-fga	pct	3fg-fga	pct	ft-fa	pct	off	def	tot	avg	pf	a	to			blk	stl
CAMPBELL	11/10/17	14	2-6	.333	0-0	.000	0-0	.000	0	2	2	2.0	4	0	2	0	2	4	4.0	
FAIRLEIGH DICKINSON	11/12/17	20	5-7	.714	0-0	.000	2-3	.667	1	1	2	2.0	0	0	2	0	1	12	8.0	
MONTANA	11/15/17	22	1-4	.250	0-0	.000	0-1	.000	1	0	1	1.7	2	0	2	0	0	2	6.0	
COLUMBIA	11/17/17 *	35	2-11	.182	0-2	.000	6-6	1.000	2	6	8	3.3	2	3	2	0	2	10	7.0	
vs Pittsburgh	11/20/17	20	4-5	.800	0-0	.000	2-4	.500	1	1	2	3.0	0	4	0	0	4	10	7.6	
vs Texas A&M	11/21/17	8	0-1	.000	0-0	.000	1-2	.500	0	0	2.5	1	0	1	0	0	0	1	6.5	
ORAL ROBERTS	11/24/201	23	5-9	.556	0-1	.000	4-6	.667	3	2	5	2.9	0	0	1	0	0	14	7.6	
at NC State	11/29/17	22	0-3	.000	0-0	.000	6-6	1.000	1	2	3	2.9	2	1	3	0	1	6	7.4	
at Iowa	12/02/17	8	0-1	.000	0-0	.000	0-0	.000	0	1	1	2.7	0	1	1	0	1	0	6.6	
WISCONSIN	12/4/17	7	0-0	.000	0-0	.000	0-0	.000	0	0	0	2.4	1	1	2	0	0	0	5.9	
at George Mason	12/17/17 *	27	3-6	.500	0-3	.000	0-0	.000	0	4	4	2.5	2	2	2	0	0	6	5.9	
BINGHAMTON	12/19/17	11	1-1	1.000	0-0	.000	0-0	.000	0	2	2	2.5	0	0	0	0	1	2	5.6	
RIDER	12/22/17	12	1-1	1.000	1-1	1.000	1-2	.500	0	1	1	2.4	3	0	2	1	0	4	5.5	
COPPIN STATE	12/30/17	18	2-4	.500	2-4	.500	1-2	.500	1	1	2	2.4	1	1	2	1	0	7	5.6	
at Maryland	01/02/18	8	2-3	.667	1-1	1.000	0-0	.000	0	1	1	2.3	1	0	0	0	0	5	5.5	
NORTHWESTERN	1/5/18	19	1-2	.500	0-1	.000	0-0	.000	0	1	1	2.2	0	1	1	1	0	2	5.3	
at Indiana	01/09/18 *	25	2-6	.333	1-2	.500	0-0	.000	1	4	5	2.4	4	0	3	0	1	5	5.3	
NEBRASKA	1/12/18	27	2-6	.333	0-2	.000	3-5	.600	2	3	5	2.5	3	0	0	0	1	7	5.4	
MINNESOTA	1/15/18	31	3-5	.600	0-2	.000	2-2	1.000	2	1	3	2.5	3	2	0	0	1	8	5.5	
at Northwestern	01/20/18	20	2-5	.400	0-1	.000	4-4	1.000	2	2	4	2.6	4	1	2	1	0	8	5.7	
at Ohio State	01/25/18	9	1-2	.500	1-1	1.000	0-0	.000	1	0	1	2.5	2	0	1	0	1	3	5.5	
RUTGERS	1/27/18	12	1-2	.500	0-0	.000	0-0	.000	0	0	0	2.4	1	0	1	0	0	2	5.4	
at Michigan State	1/31/18	18	0-2	.000	0-0	.000	0-0	.000	1	1	2	2.4	1	1	1	1	0	0	5.1	
IOWA	02/03/18	23	2-5	.400	0-1	.000	0-0	.000	1	3	4	2.5	2	1	0	0	1	4	5.1	
MARYLAND	2/7/18	7	0-1	.000	0-1	.000	2-2	1.000	0	1	1	2.4	1	0	0	0	0	2	5.0	
at Illinois	02/11/18	19	2-3	.667	0-0	.000	3-4	.750	1	0	1	2.3	2	3	0	0	0	7	5.0	
OHIO STATE	2/15/18	22	1-6	.167	0-2	.000	2-2	1.000	1	1	2	2.3	0	0	1	0	1	4	5.0	
at Purdue	02/18/18	14	2-4	.500	0-1	.000	2-2	1.000	2	2	4	2.4	2	1	2	0	1	6	5.0	
MICHIGAN	2/21/18	21	1-4	.250	0-0	.000	0-0	.000	0	0	0	2.3	3	0	2	1	1	2	4.9	
at Nebraska	02/25/18	22	2-5	.400	0-1	.000	0-0	.000	0	0	0	2.2	2	0	1	0	2	4	4.9	
vs Northwestern	3/1/18	10	1-2	.500	0-0	.000	0-2	.000	1	1	2	2.2	0	0	0	0	0	2	4.8	
vs Ohio State	3/2/18	9	0-2	.000	0-0	.000	0-0	.000	3	1	4	2.3	0	1	0	0	0	0	4.7	
vs Purdue	3/3/18	12	1-3	.333	0-0	.000	2-2	1.000	2	1	3	2.3	2	0	0	0	0	4	4.6	
TEMPLE	3/14/18	18	4-4	1.000	1-1	1.000	3-6	.500	0	3	3	2.3	4	0	1	0	0	12	4.9	
Totals		3	593	56-131	.427	7-28	.250	46-63	.730	30	49	79	2.3	55	24	38	6	22	165	4.9

Season	GP-GS	Min/Avg	Total		3-Point		Free Throws		Rebounds				Scoring							
			FG-FGA	Pct.	FG-FGA	Pct.	FT-FTA	Pct.	Off	Def	Total	Avg.	PF	DQ	A	T	B	S	Pts.	Avg.
2016-17	18-0	120/6.7	9-29	.310	0-9	.000	5-5	1.000	2	11	13	0.7	13	0	6	11	4	7	23	1.3
2017-18	34-3	593/17.4	56-131	.427	7-28	.250	46-63	.730	30	49	79	2.3	55	0	24	38	6	22	165	4.9
TOTAL	52-3	713/13.7	65-160	.406	7-37	.189	51-68	.750	32	60	92	1.8	68	0	30	49	10	29	188	3.6



TRENT BUTTRICK

35

F • 6-8 • 234 • FRESHMAN

BLOOMINGTON, PA (COMMUNITY SCHOOL OF NAPLES (FL))

AS A FRESHMAN (2017-18)

- Saw two minutes of action in first-round NIT win over Temple.
- Recorded block in two minutes of action vs. Nebraska and has played in eight games.
- Made his first career three-point field goal vs. Coppin State.
- First off the bench vs. George Washington and grabbed a career-best five rebounds in a career-best seven minutes of action.
- Played four minutes vs. Oral Roberts.
- Scored two points vs. Pittsburgh with three rebounds in three minutes of play.
- Saw one minute of action vs. Fairleigh Davidson and pulled down a defensive rebound.

► BUTTRICK'S CAREER HIGHS

Points
 Career3, vs. Coppin State, 12/30/17
 B1G Career

Rebounds
 Career5, vs. Geo. Washington, 11/20/17
 B1G Career

Assists
 Career

Blocks
 Career1, vs. Nebraska (ot), 1/12/18
 B1G Career1, vs. Nebraska (ot), 1/12/18

Steals
 Career

Minutes
 Career9, vs. Coppin State, 12/30/17
 B1G Career

Field Goals - Made
 Career ... 1, 2x, last vs. Coppin State, 12/30/17
 B1G Career

Field Goals - Attempted
 Career3, vs. Coppin State, 12/30/17
 B1G Career2, vs. Nebraska (ot), 1/12/18

3-Point Field Goals - Made
 Career1, vs. Coppin State, 12/30/17
 B1G Career


3-Point Field Goals - Attempted
 Career3, vs. Coppin State, 12/30/17
 B1G Career1, vs. Nebraska (ot), 1/12/18

Free Throws - Made
 Career

Free Throws - Attempted
 Career2, vs. Pittsburgh, 11/20/17
 B1G Career

Opponent	Date	gs	min	Total		3-Pointers		Free throws		Rebounds				pf	a	tlo	blk	stl	pts	avg
				fg-fga	pct	3fg-fga	pct	ft-fga	pct	off	def	tot	avg							
FAIRLEIGH DICKINSON	11/12/17	1	0-0	.000	0-0	.000	0-0	.000	0	1	1	1.0	0	0	0	0	0	0	0	0.0
vs Pittsburgh	11/20/17	3	1-2	.500	0-0	.000	0-2	.000	2	1	3	2.0	2	0	1	0	0	2	1.0	
ORAL ROBERTS	11/24/201	4	0-1	.000	0-0	.000	0-0	.000	0	0	0	1.3	0	0	0	0	0	0	0.7	
GEORGE WASHINGTON	12/9/17	7	0-1	.000	0-0	.000	0-0	.000	1	4	5	2.3	3	2	0	0	0	0	0.5	
at George Mason	12/17/17	4	0-0	.000	0-0	.000	0-0	.000	0	0	0	1.8	0	0	0	0	0	0	0.4	
BINGHAMTON	12/19/17	3	0-0	.000	0-0	.000	0-0	.000	0	0	0	1.5	0	0	2	0	0	0	0.3	
COPPIN STATE	12/30/17	9	1-3	.333	1-3	.333	0-0	.000	0	1	1	1.4	2	0	2	0	0	3	0.7	
NEBRASKA	1/12/18	2	0-2	.000	0-1	.000	0-0	.000	0	0	0	1.3	0	0	0	1	0	0	0.6	
TEMPLE	3/14/18	2	0-1	.000	0-1	.000	0-0	.000	0	0	0	1.1	0	0	0	0	0	0	0.6	
Totals		0	35	2-10	.200	1-5	.200	0-2	.000	3	7	10	1.1	7	0	7	1	0	5	0.6

Season	GP-GS	Min/Avg	Total		3-Point		FT-FTA		Rebounds				PF	DQ	A	T	B	S	Scoring	
			FG-FGA	Pct.	FG-FGA	Pct.	Pct.	Off	Def	Total	Avg.	Pts.							Avg.	
2017-18	9-0	35/3.9	2-10	.200	1-5	.200	0-2	.000	3	7	10	1.1	7	0	0	7	1	0	5	0.6
TOTAL	9-0	35/3.9	2-10	.200	1-5	.200	0-2	.000	3	7	10	1.1	7	0	0	7	1	0	5	0.6



TONY CARR

G • 6-5 • 204 • SOPHOMORE
PHILADELPHIA, PA (ROMAN CATHOLIC)

10

AS A SOPHOMORE (2017-18)

- First Penn State sophomore named to the Big Ten All-Tournament team, one of only six Big Ten players to record multiple 25-point games (Northwestern 3/1 and Ohio State 3/2) in single tournament (2018).
- Contributed to win over Temple with six rebounds and five assists. Also had a blocked shot and steal vs. Owls.
- Added six rebounds, five assists and a block vs. Ohio State in Big Ten Tournament quarterfinals to go along with his 25 points.
- Connected on career-best six 3-pointers vs. Northwestern in Big Ten Tournament with six rebounds & four assists in 39 minutes.
- Became the first Penn State men's basketball player to reach the 1,000-point milestone as a sophomore with his 15th point at Nebraska (2/25). Scored 19 points of his game-high 27 points in the second half vs. Huskers.
- Had game-high 21 points (8-18 FG, 4 3FG) vs. No. 17/16 Michigan and tied career bests with four treys and two blocks.
- Named Big Ten Player of the Week (Feb. 19) with 30 points vs. No. 8 Ohio State and 19 points and five assists at No. 6/7 Purdue.
- Had 19 points to lead Lions at Purdue with eight field goals, including two treys, five rebounds and five assists.
- Efficient 9-15 from field and tied career best for treys (4) for game-high 30 points in win over No. 8 Ohio State (2/15).
- Hit three treys and 15 points in win at Illinois. Recorded six rebounds and added six assists, despite not feeling well.
- Back-to-back outings with 16 points in home victories over Iowa (2/3) and Maryland (2/7).
- Scored 28 points, 14 in each half, and had six points on two 3-pointers in six seconds at Michigan State. Combined with Lamar Stevens for 13 points in final 72 seconds vs. Spartans.
- Hit 37-foot game-winning trey at No. 13 Ohio State (1/25) as time expired to give Nittany Lions 82-79 win.
- Scored 20 of his game-high 28 points in the second half vs. Buckeyes and added five assists to his stat line.
- Tied his overall career-high with Big Ten-best 33 points vs. Minnesota in overtime. Had 25 points after halftime.
- Had nine of 11 points in OT and hit gamewinner vs. Nebraska, recorded 17 points and eight assists in 40 minutes.
- Had 18 of his 28 points in the second half with seven points and assist in final 30 seconds at Indiana.
- Returned to action after missing George Mason game with 15 points and nine assists vs. Binghamton.
- Was 6-12 against both Binghamton & George Washington and averaged 6.5 assists in those games.
- Second-half production against Wisconsin was 12 points, finishing with 16, and Big Ten career best nine rebounds.
- Scored 13 of 16 points in second half against Iowa with career-best nine assists (reg game) and six rebounds.
- Recorded 29 points at N.C. State with career-best 12 field goals made, Added seven rebounds.
- Sparked Nittany Lions by scoring nine of their first 14 points to start the second half against the Wolfpack.
- Scored 21 of his 31 points against No. 16 Texas A&M in first half, 12 in final 3:55 of period. Also had six boards and five assists.
- Averaged 23.5 points over the two games at the Barclays Center as part of the Legends Classic and earned a spot on the Legends Classic All-Tournament Team with Lamar Stevens.
- Had seven points in limited action after ankle injury early in second half vs. Montana. Missed Columbia game.
- Scored 20 points against Fairleigh Dickinson with added seven assists and career-best three steals.
- "Falling" away jumper against FDU Knights to end the half was No. 3 play on ESPN's SportsCenter.
- Opened season with a team-leading and career-best 33 points vs. Campbell and pulled down nine rebounds. Had seven assists and set a career high with 13 free throws made and 15 attempted. Had only one turnover in 35 minutes.

2017-18 HONORS

ASSOCIATED PRESS
FIRST TEAM ALL-BIG TEN
USBWA ALL-DISTRICT II
NABC DISTRICT 7 FIRST TEAM

2017-18 BIG HONORS

FIRST TEAM ALL-BIG TEN
COACHES | MEDIA
BIG TEN
ALL-TOURNAMENT

► CARR'S CAREER HIGHS

Points
Career 33, 2x, vs. Minnesota (ot), 1/15/18
..... vs. Campbell, 11/10/17
B1G Career 33, vs. Minnesota (ot), 1/15/18
..... regulation: 30, last vs. Ohio State, 2/15/18

Rebounds
Career 12, vs. Wright State, 12/3/16
B1G Career 9, vs. Wisconsin, 12/4/17

Assists
Career 14, at Indiana (3ot), 2/1/17
..... regulation: 9, 2x, vs. Binghamton, 12/19/17
..... at Iowa, 12/2/17
B1G Career 14, at Indiana (3ot), 2/1/17
..... regulation: 9, at Iowa, 12/2/17

Blocks
Career 2, 2x, last vs. Michigan, 2/21/18
..... regulation: 1, 10x, last vs. Ohio State (B10), 3/2/18
B1G Career 2, 2x, last vs. Michigan, 2/21/18
..... regulation: 1, 6x, last at Michigan State, 1/31/18

Steals
Career 4, vs. Texas A&M, 11/21/17
B1G Career 2, 5x, last vs. Wisconsin, 12/4/17

Minutes
Career 43, vs. Minnesota (ot), 1/15/18
..... regulation: 39, 7x, last vs. Northwestern (B10), 3/1/18
B1G Career 43, vs. Minnesota (ot), 1/15/18
..... regulation: 39, 5x, last vs. Michigan, 2/21

Field Goals - Made
Career 12, 2x, vs. Minnesota (ot), 1/15/18
..... regulation: at N.C. State, 11/29/17
B1G..... 12, 2x, vs. Minnesota (ot), 1/15/18

Field Goals - Attempted
Career 30, vs. Minnesota (ot), 1/15/18
..... regulation: 25, at N.C. State, 11/29/17
B1G Career 30, vs. Minnesota (ot), 1/15/18
..... regulation: 24, at Michigan State, 1/31/18

3-Point Field Goals - Made
Career 6, last vs. Northwestern (B10), 3/1/18
B1G..... 4, 6x, last vs. Michigan, 2/21/18

3-Point Field Goals - Attempted
Career 10, 2x, last vs. Northwestern (B10), 3/1/18
B1G..... 10, at Michigan State, 1/31/18

Free Throws - Made
Career 13, vs. Campbell, 11/10/17
B1G Career 11, vs. Rutgers, 2/4/17

Free Throws - Attempted
Career 15, vs. Campbell, 11/10/17
B1G Career 13, vs. Rutgers, 2/4/17

Opponent	Date	gs	min	Total		3-Pointers		Free throws		Rebounds		PF		A		S		pts	avg		
				fg-fga	pct	3fg-fga	pct	ft-fga	pct	off	def	tot	avg	pf	a	t	bik			sti	
CAMPBELL	11/10/17	*	35	9-23	.391	2-5	.400	13-15	.867	2	7	9	9.0	3	7	1	0	1	33	33.0	
FAIRLEIGH DICKINSON	11/12/17	*	30	5-10	.500	1-2	.500	9-9	1.000	0	4	6.5	0	7	2	0	3	20	26.5		
MONTANA	11/15/17	*	19	3-9	.333	1-1	1.000	0-0	.000	1	1	2	5.0	1	2	2	0	7	20.0		
vs Pittsburgh	11/20/17	*	26	6-9	.667	4-4	1.000	0-0	.000	0	6	6	5.3	1	5	2	0	1	16	19.0	
vs Texas A&M	11/21/17	*	38	11-20	.550	2-4	.500	7-11	.636	0	1	1	4.4	2	3	2	0	4	31	21.4	
ORAL ROBERTS	11/24/201	*	21	4-5	.800	3-4	.750	2-2	1.000	0	1	1	3.8	3	5	1	0	0	13	20.0	
at NC State	11/29/17	*	39	12-25	.480	2-6	.333	3-4	.750	3	4	7	4.3	5	1	4	0	1	29	21.3	
at Iowa	12/02/17	*	39	5-15	.333	4-6	.667	2-2	1.000	2	4	6	4.5	2	9	2	0	1	16	20.6	
WISCONSIN	12/4/17	*	38	5-22	.227	0-3	.000	6-6	1.000	2	7	9	5.0	3	1	2	1	2	16	20.1	
GEORGE WASHINGTON	12/9/17	*	35	6-12	.500	2-3	.667	5-6	.833	1	5	6	5.1	1	4	3	0	2	19	20.0	
BINGHAMTON	12/19/17	*	36	6-12	.500	2-5	.400	1-1	1.000	0	4	4	5.0	1	9	2	0	1	15	19.5	
RIDER	12/22/17	*	32	3-14	.214	2-6	.333	2-2	1.000	0	4	4	4.9	1	2	1	1	0	10	18.8	
COPPINS STATE	12/30/17	*	18	7-9	.778	3-4	.750	4-5	.800	0	3	3	4.8	0	4	0	0	1	21	18.9	
at Maryland	01/02/18	*	37	6-23	.261	3-8	.375	1-2	.500	3	0	3	4.6	2	8	3	0	0	16	18.7	
NORTHWESTERN	1/5/18	*	30	3-13	.231	1-4	.250	5-7	.714	0	4	4	4.6	2	5	1	0	0	12	18.3	
at Indiana	01/09/18	*	39	9-20	.450	1-4	.250	9-10	.900	0	2	2	4.4	3	3	5	0	0	28	18.9	
NEBRASKA	1/12/18	*	40	5-21	.238	3-9	.333	4-6	.667	2	2	4	4.4	4	8	4	0	1	17	18.8	
MINNESOTA	1/15/18	*	43	12-30	.400	3-8	.375	6-6	1.000	0	6	6	4.5	0	3	2	0	1	33	19.6	
at Northwestern	01/20/18	*	38	4-10	.400	0-3	.000	0-2	.000	1	2	3	4.4	4	6	4	0	0	8	18.9	
at Ohio State	01/25/18	*	39	10-14	.714	4-5	.800	4-4	1.000	1	4	5	4.5	2	5	2	0	0	28	19.4	
RUTGERS	1/27/18	*	39	6-13	.462	2-5	.400	2-3	.667	0	5	5	4.5	2	4	4	0	2	16	19.2	
at Michigan State	1/31/18	*	38	9-24	.375	4-10	.400	6-6	1.000	1	5	6	4.5	2	7	3	1	0	28	19.6	
IOWA	02/03/18	*	35	6-13	.462	2-4	.500	2-2	1.000	1	5	6	4.6	2	3	3	0	0	16	19.5	
MARYLAND	2/7/18	*	37	5-12	.417	4-6	.667	2-2	1.000	0	1	1	4.5	2	6	2	0	1	16	19.3	
at Illinois	02/11/18	*	35	6-13	.462	3-7	.429	0-0	.000	1	5	6	4.5	0	6	3	1	1	15	19.2	
OHIO STATE	2/15/18	*	35	9-15	.600	4-8	.500	8-12	.667	1	4	5	4.5	3	3	1	0	0	30	19.6	
at Purdue	02/18/18	*	36	8-22	.364	2-4	.500	1-1	1.000	3	2	5	4.6	2	5	2	1	1	19	19.6	
2/21/18	*	39	8-18	.444	4-8	.500	1-1	1.000	0	5	5	4.6	1	6	2	2	1	21	19.6		
MICHIGAN	2/21/18	*	38	8-18	.444	4-8	.500	1-1	1.000	0	5	5	4.6	1	6	2	2	1	21	19.6	
at Nebraska	02/25/18	*	39	9-23	.391	2-7	.286	7-11	.636	1	2	3	4.5	1	1	3	0	0	27	19.9	
vs Northwestern	3/1/18	*	39	8-20	.400	6-10	.600	3-4	.750	1	5	6	4.6	0	4	1	0	0	25	20.0	
vs Ohio State	3/2/18	*	36	9-17	.529	4-7	.571	3-5	.600	0	6	6	4.6	3	5	3	1	0	25	20.2	
vs Purdue	3/3/18	*	37	4-18	.222	1-6	.167	3-6	.500	1	8	9	4.8	3	4	3	0	0	12	19.9	
TEMPLE	3/14/18	*	37	1-12	.083	0-4	.000	0-0	.000	0	6	6	4.8	1	5	3	1	1	2	19.4	
Totals			33	1153	219-536	.409	81-180	.450	121-153	.791	28	130	158	4.8	62	156	78	9	26	640	19.4

Season	GP-GS	Min/Avg	Total		3-Point		FT-FTA	Pct.	Off	Def	Total	Avg.	PF	DQ	A	T	B	S	Pts.	Avg.
			FG-FGA	Pct.	FG-FGA	Pct.														
2016-17	33-33	1084/32.8	141-374	.377	33-103	.320	121-157	.771	22	136	158	4.8	73	1	139	86	9	22	436	13.2
2017-18	33-33	1153/34.9	219-536	.409	81-180	.450	121-153	.791	28	130	158	4.8	62	1	156	78	9	26	640	19.4
TOTAL	66-66	2237/33.9	360-910	.396	114-283	.403	242-310	.781	50	266	316	4.8	135	2	295	164	18	48	1076	16.3



SHEP GARNER

G • 6-2 • 196 • SENIOR
CHESTER, PA (ROMAN CATHOLIC)

33

AS A SENIOR (2017-18)

- Possesses best field goal percentages of his career at 42.2 (3-point) and 43.8 (overall) this season.
- Hit his first field goal, a trey, vs. Temple with 2:43 remaining to tie game at 54 points, then connected for second 3-pointer to extend PSU lead to five. Had eight points, three rebounds, two assists and steal in his final home game.
- Scored career-high 33 points, matching his uniform number, on 3/3 vs. Purdue in semifinals of the Big Ten Tournament, going 8-11 from the field and 6-8 from behind the arc. Eighteen points came in the second half.
- Scored 12 and 13 points, respectively, vs. Northwestern and Ohio State in second round and quarterfinal games.
- Had 13 points vs. No. 8 Ohio State (2/15) for sole possession of No. 10 spot on PSU career scoring list and eclipsed 1,500-point mark, currently in eighth with 1,569 points.
- First in the Big Ten with 103 3-pointers made in 2017-18, good for a No. 19 ranking nationally.
- Went 6-9 with five treys for 17 points at Purdue for third-straight double figure scoring game. Also had four rebounds.
- Top scorer at Illinois with 16 points, 10 in first half) and contributed four assists to team total 20.
- Recorded back-to-back double-figure scoring games as top scorer at Northwestern (22) and with 14 at Ohio State.
- Connected on his Big Ten career-best six 3-pointers at Northwestern.
- One of five Nittany Lion starters to score 10+ points vs. Binghamton with all 15 of his points coming on treys.
- Had three 3-pointers and three assists at George Mason in 37 minutes despite not feeling well.
- Dropped three of his four total triples in the first half vs. Colonials.
- Sparked Nittany Lion comeback vs. Badgers with back-to-back jumpers and then triple to pull within three at 1:53.
- Connected on four 3-pointers in Iowa victory for 12 points. Two 3-pointers in first half helped give Nittany Lions a 14-4 lead to start the game. Scored 12 of his 13 points vs. Wisconsin in the second half.
- Scored 10 points off four field goals, including two 3-pointers at N.C. State.
- One of six Nittany Lions to score in double figures vs. Pittsburgh. Had 13 points in Legends Classic game at Barclays Center off 5-10 shooting with three treys.
- Suffered a broken nose vs. Montana game and wore a protective mask for Columbia game. Had 16 points in 16 minutes by halftime and added 10 more for a game-high 26 on a career-best tying 10 field goals made.
- Connected on four 3-pointers against Montana for 12 points. Also had three assists.

► GARNER'S CAREER HIGHS

Points	Career33, vs. Purdue-BTT, 3/3/18
B1G Career24, vs. Rutgers, 2/4/2017	
Rebounds	Career 8, at Minnesota, 2/25/17
B1G Career 8, at Minnesota, 2/25/17	
Assists	Career 8, vs. Radford, 11/24/15
B1G Career 7, vs. Northwestern, 3/3/16	
Blocks	Career 1, 14x, last at Illinois, 2/11/18
B1G Career 1, 9x, last at Illinois, 2/11/18	
Steals	Career4, 3x, last at Minnesota, 2/25/17
B1G Career 4, at Minnesota, 2/25/17	
Minutes	Career 50, at Indiana (3ot), 2/1/17
regulation: 40, 3x, last vs. Purdue (B10), 3/3/18	
B1G Career 50, at Indiana (3ot), 2/1/17	
regulation: 40, Northwestern, 3/3/16	

Field Goals - Made	Career 10, 2x, last vs. Columbia, 11/17/17
B1G Career9, vs. Rutgers, 2/4/17	

Field Goals - Attempted	Career20, vs. Colorado, 12/22/15
B1G Career ..18, 3x, last vs. Ohio State, 2/28/17	

3-Point Field Goals - Made	Career 8, at Boston College, 12/2/15
B1G Career 6, at Northwestern, 1/20/18	

3-Point Field Goals - Attempted	Career 14, vs. Ohio State, 2/28/17
B1G Career 14, vs. Ohio State, 2/28/17	

Free Throws - Made	Career11, vs. Purdue (B10), 3/3/18
B1G Career7, vs. Northwestern, 3/3/16	

Free Throws - Attempted	Career 12, vs. Purdue (B10), 3/3/18
B1G Career 9, vs. Illinois (2ot), 3/6/16	
regulation: 8, 3x, last vs. Northwestern, 12/27/16	

Opponent	Date	gs	min	Total		3-Pointers		Free throws		Rebounds				PF		A		T	B	S	pts	avg
				fg-fga	pct	3fg-3fga	pct	ft-fta	pct	off	def	tot	avg	a	t/o	blk	stl					
CAMPBELL	11/10/17	*	35	2-9	.222	2-8	.250	2-2	1.000	1	1	2	2.0	1	3	0	0	1	8	8.0		
FAIRLEIGH DICKINSON	11/12/17	*	25	0-7	.000	0-6	.000	0-0	.000	1	1	2	2.0	3	1	2	0	2	0	4.0		
MONTANA	11/15/17	*	32	4-7	.571	4-7	.571	0-2	.000	0	5	5	3.0	1	3	1	0	0	12	6.7		
COLUMBIA	11/17/17	*	39	10-18	.556	5-11	.455	1-2	.500	0	1	1	2.5	1	1	1	0	3	26	11.5		
vs Pittsburgh	11/20/17	*	26	5-10	.500	3-8	.375	0-0	.000	0	3	3	2.6	1	2	1	0	0	13	11.8		
vs Texas A&M	11/21/17	*	26	2-7	.286	2-7	.286	0-0	.000	0	2	2	2.5	1	1	2	0	1	6	10.8		
ORAL ROBERTS	11/24/201	*	22	2-7	.286	2-7	.286	0-0	.000	0	0	0	2.1	2	0	0	0	1	6	10.1		
at NC State	11/29/17	*	23	4-8	.500	2-6	.333	0-0	.000	0	1	1	2.0	4	1	1	0	1	10	10.1		
at Iowa	12/02/17	*	27	4-7	.571	4-6	.667	0-0	.000	0	2	2	2.0	4	2	4	0	1	12	10.3		
WISCONSIN	12/4/17	*	33	3-7	.429	1-4	.250	6-7	.857	1	1	2	2.0	3	1	2	0	2	13	10.6		
GEORGE WASHINGTON	12/9/17	*	32	4-12	.333	4-11	.364	0-0	.000	0	1	1	1.9	3	0	4	0	1	12	10.7		
at George Mason	12/17/17	*	37	3-8	.375	3-8	.375	0-0	.000	1	2	3	2.0	3	3	2	0	0	9	10.6		
BINGHAMTON	12/19/17	*	34	5-7	.714	5-7	.714	0-0	.000	0	1	1	1.9	1	2	1	0	1	15	10.9		
RIDER	12/22/17	*	35	6-12	.500	6-11	.545	0-0	.000	1	1	2	1.9	0	0	3	0	0	18	11.4		
COPPIN STATE	12/30/17	*	27	3-7	.429	3-6	.500	0-0	.000	0	2	2	1.9	1	1	0	0	0	9	11.3		
at Maryland	01/02/18	*	24	1-5	.200	1-5	.200	0-0	.000	0	2	2	1.9	4	1	0	0	0	3	10.8		
NORTHWESTERN	1/5/18	*	31	1-4	.250	0-2	.000	0-0	.000	0	2	2	1.9	2	1	2	1	2	2	10.2		
at Indiana	01/09/18	*	34	2-4	.500	2-4	.500	0-0	.000	0	1	1	1.9	4	0	0	0	0	6	10.0		
NEBRASKA	1/12/18	*	38	2-5	.400	2-4	.500	0-0	.000	2	2	4	2.0	3	2	1	0	0	6	9.8		
MINNESOTA	1/15/18	*	41	4-11	.364	3-8	.375	0-0	.000	0	1	1	2.0	2	3	0	0	1	11	9.9		
at Northwestern	01/20/18	*	39	7-13	.538	6-11	.545	2-2	1.000	0	3	3	2.0	1	1	0	1	0	22	10.4		
at Ohio State	01/25/18	*	30	4-5	.800	4-5	.800	2-2	1.000	0	0	0	1.9	3	2	2	0	0	14	10.6		
RUTGERS	1/27/18	*	37	2-9	.222	2-7	.286	0-0	.000	0	4	4	2.0	0	2	2	0	0	6	10.4		
at Michigan State	1/31/18	*	31	2-4	.500	2-4	.500	0-0	.000	0	2	2	2.0	1	0	1	0	2	6	10.2		
IOWA	02/03/18	*	30	3-8	.375	3-7	.429	0-0	.000	0	2	2	2.0	2	0	1	0	0	9	10.2		
MARYLAND	2/7/18	*	28	2-8	.250	2-8	.250	0-0	.000	0	0	0	1.9	2	1	1	0	0	6	10.0		
at Illinois	02/11/18	*	37	5-14	.357	4-13	.308	2-2	1.000	1	1	2	1.9	1	4	2	1	1	16	10.2		
OHIO STATE	2/15/18	*	27	4-8	.500	4-7	.571	1-2	.500	0	2	2	1.9	4	0	1	0	0	13	10.3		
at Purdue	02/18/18	*	25	6-9	.667	5-8	.625	0-0	.000	0	4	4	2.0	3	0	1	0	0	17	10.6		
MICHIGAN	2/21/18	*	33	1-6	.167	1-5	.200	0-0	.000	0	1	1	2.0	4	0	1	0	1	3	10.3		
at Nebraska	02/25/18	*	30	5-8	.625	1-4	.250	0-0	.000	0	2	2	2.0	3	2	1	0	2	11	10.3		
vs Northwestern	3/1/18	*	38	4-9	.444	4-9	.444	0-0	.000	0	2	2	2.0	2	3	1	0	1	12	10.4		
vs Ohio State	3/2/18	*	37	4-7	.571	3-6	.500	2-2	1.000	0	1	1	1.9	1	1	2	0	1	13	10.5		
vs Purdue	3/3/18	*	40	8-11	.727	6-8	.750	11-12	.917	0	3	3	2.0	3	1	1	0	3	33	11.1		
TEMPLE	3/14/18	*	40	2-7	.286	2-6	.333	2-2	1.000	0	3	3	2.0	2	2	0	0	1	8	11.0		
Totals			35	1123	126-288	.438	103-244	.422	31-37	.838	8	62	70	2.0	76	47	44	3	29	386	11.0	

Season	GP-GS	Min/Avg	Total		3-Point		FT-FTA	Pct.	Rebounds				PF	DQ	A	T	B	S	Scoring	
			FG-FGA	Pct.	FG-FGA	Pct.			Off	Def	Total	Avg.							Pts.	Avg.
2014-15	34-33	979/28.8	104-286	.364	59-175	.337	46-58	.793	17	75	92	2.7	69	2	77	48	2	33	313	9.2
2015-16	32-32	1127/35.2	149-390	.382	75-205	.366	101-129	.783	19	94	103	3.2	59	1	109	65	7	42	474	14.8
2016-17	33-29	1058/32.1	133-351	.379	82-230	.357	48-63	.762	13	80	93	2.8	61	1	79	61	3	41	396	12.0
2017-18	35-35	1123/32.1	126-288	.438	103-244	.422	31-37	.838	8	62	70	2.0	76	0	47	44	3	29	386	11.0
TOTAL	134-129	4287/32.0	512-1315	.389	319-854	.374	226-287	.787	47	311	358	2.7	265	4	312	218	15	145	1569	11.7



JOHN HARRAR

F • 6-9 • 243 • FRESHMAN
WALLINGFORD, PA (STRATH HAVEN)

21

AS A FRESHMAN (2017-18)

- Has seen action in 23 games and has started the last four games, three at the 2018 Big Ten Tournament and one in the first-round NIT game vs. Temple.
- Executed perfect layup off pass from Lamar Stevens for go-ahead field goal vs. Temple with 1:52 left in game. Also had three offensive rebounds.
- Tied a career best with four points against Purdue in semifinal game and added a rebound, block and steal in nine minutes of action.
- Played most minutes of the season vs. Ohio State in quarterfinals with 11 and had career-best six rebounds, including four offensive.
- Recorded first career block at Purdue.
- Scored field goal vs. Iowa (2/3) for first points in a Big Ten game.
- Had a rebound in Rutgers game (1/27)
- Made a field goal and free throw vs. Coppin State for three points.
- Played seven minutes against both Fairleigh Dickinson (11-12) and Oral Roberts (11-24). Had a productive three minutes in Iowa win and was on the court for two minutes against Wisconsin.
- Pulled down two rebounds vs. George Washington.
- Went 2-2 from the field against Golden Eagles (11-24) and tied career-best two rebounds.
- Put back a teammate's missed shot against Fairleigh Dickinson for his first career points as a Nittany Lion. Finished with two offensive rebounds and a steal.
- Played one minute in the season opener vs. Campbell and had one personal foul.

► HARRAR'S CAREER HIGHS

Points
Career 4, 3x, last vs. Purdue (B10), 3/3/18
B1G 2, 2x, last vs. Michigan, 2/21/18

Rebounds
Career 6, vs. Purdue (B10), 3/3/18
B1G 1, 2x, vs. Michigan, 2/21/18

Assists
Career
B1G

Blocks
Career 2, vs. Purdue (B10), 3/3/18
B1G 1, at Purdue, 2/18/18

Steals
Career 2, vs. Purdue (B10), 3/3/18
B1G

Minutes
Career 11, vs. Ohio State (B10), 3/2/18
B1G 8, vs. Michigan, 2/21/18

Field Goals - Made
Career 2, 3x, last vs. Purdue (B10), 3/3/18
B1G 1, 2x, last vs. Michigan, 2/21/18

Field Goals - Attempted
Career 3, 4x, vs. Temple-NIT, 3/14/18
B1G 1, 2x, last vs. Michigan, 2/21/18

3-Point Field Goals - Made
Career
B1G


3-Point Field Goals - Attempted
Career
B1G

Free Throws - Made
Career 1, vs. Coppin State, 12/30/17
B1G

Free Throws - Attempted
Career 2, vs. Coppin State, 12/30/17
B1G

Opponent	Date	gs	min	Total		3-Pointers		Free throws		Rebounds					pts	avg				
				fg-fga	pct	3fg-fga	pct	ft-fa	pct	off	def	tot	avg	pf			a	t/o	blk	stl
CAMPBELL	11/10/17	1		0-0	.000	0-0	.000	0-0	.000	0	0	0	0.0	1	0	0	0	0	0.0	
FAIRLEIGH DICKINSON	11/12/17	7		1-1	1.000	0-0	.000	0-0	.000	2	0	2	1.0	2	0	1	0	1	2	1.0
vs Pittsburgh	11/20/17	5		2-3	.667	0-0	.000	0-1	.000	1	0	1	1.0	0	0	0	0	0	4	2.0
vs Texas A&M	11/21/17	2		0-0	.000	0-0	.000	0-0	.000	0	0	0	0.8	1	0	1	0	0	0	1.5
ORAL ROBERTS	11/24/17	7		2-2	1.000	0-0	.000	0-0	.000	1	1	2	1.0	0	0	0	0	0	4	2.0
at Iowa	12/02/17	3		0-0	.000	0-0	.000	0-0	.000	0	0	0	0.8	2	0	0	0	0	0	1.7
WISCONSIN	12/4/17	2		0-0	.000	0-0	.000	0-0	.000	0	0	0	0.7	0	0	0	0	0	0	1.4
GEORGE WASHINGTON	12/9/17	3		0-1	.000	0-0	.000	0-1	.000	1	1	2	0.9	0	0	0	0	0	0	1.3
at George Mason	12/17/17	1		0-0	.000	0-0	.000	0-0	.000	0	0	0	0.8	0	0	0	0	0	0	1.1
RIDER	12/22/17	2		0-0	.000	0-0	.000	0-1	.000	0	0	0	0.7	1	0	1	0	0	0	1.0
COPPIN STATE	12/30/17	8		1-1	1.000	0-0	.000	1-2	.500	0	1	1	0.7	1	0	0	0	0	3	1.2
at Maryland	01/02/18	2		0-0	.000	0-0	.000	0-0	.000	0	0	0	0.7	1	0	0	0	0	0	1.1
RUTGERS	1/27/18	2		0-0	.000	0-0	.000	0-0	.000	0	1	1	0.7	0	0	0	0	0	0	1.0
at Michigan State	1/31/18	3		0-0	.000	0-0	.000	0-0	.000	0	0	0	0.6	1	0	0	0	0	0	0.9
IOWA	02/03/18	2		1-1	1.000	0-0	.000	0-0	.000	0	0	0	0.6	0	0	0	0	0	2	1.0
at Illinois	02/11/18	4		0-0	.000	0-0	.000	0-0	.000	0	0	0	0.5	0	0	0	0	0	0	0.9
at Purdue	02/18/18	5		0-0	.000	0-0	.000	0-0	.000	0	0	0	0.6	1	0	1	0	0	0	0.9
MICHIGAN	2/21/18	8		1-1	1.000	0-0	.000	0-0	.000	1	0	1	0.6	1	0	0	0	0	2	0.9
at Nebraska	02/25/18	6		0-0	.000	0-0	.000	0-0	.000	0	0	0	0.5	1	0	1	0	0	0	0.9
vs Northwestern	3/1/18	*	6	0-2	.000	0-0	.000	0-0	.000	1	2	3	0.7	1	0	0	0	0	0	0.9
vs Ohio State	3/2/18	*	11	1-3	.333	0-0	.000	0-0	.000	4	2	6	0.9	3	0	0	0	0	2	0.9
vs Purdue	3/3/18	*	9	2-3	.667	0-0	.000	0-0	.000	1	0	1	0.9	3	0	1	1	1	4	1.0
TEMPLE	3/14/18	*	10	1-3	.333	0-0	.000	0-0	.000	3	0	3	1.0	0	0	0	0	0	2	1.1
Totals		4	109	12-21	.571	0-0	.000	1-5	.200	15	8	23	1.0	20	0	4	2	2	25	1.1

Season	GP-GS	Min/Avg	Total		3-Point		FT-FTA	Pct.	Rebounds			Avg.	PF	DQ	A	T	B	S	Scoring	
			FG-FGA	Pct.	FG-FGA	Pct.			Off	Def	Total								Pts.	Avg.
2017-18	23-4	109/4.7	12-21	.571	0-0	.000	1-5	.200	15	8	23	1.0	20	0	0	4	2	2	25	1.1
TOTAL	23-4	109/4.7	12-21	.571	0-0	.000	1-5	.200	15	8	23	1.0	20	0	0	4	2	2	25	1.1



GRANT HAZLE

22

F • 6-5 • 192 • SOPHOMORE
KINGWOOD, TEXAS (WESTBURY CHRISTIAN)

AS A SOPHOMORE (2017-18)

- Entered the games vs. Ohio State (2/15) had his first career blocked shot.
- Played vs. Coppin State.
- Played two minutes against Oral Roberts.
- As a native of the Houston area, fittingly made the final basket in the One America Appeal Hurricane Relief exhibition game vs. Lafayette.

Opponent	Date	qs	min	Total		3-Pointers		Free throws		Rebounds				pf	a	l/o	blk	stl	pts	avg	
				fg-fga	pct	3fg-fga	pct	ft-fa	pct	off	def	tot	avg								
ORAL ROBERTS	11/24/201		2	0-0	.000	0-0	.000	0-0	.000	0	0	0	0.0	0	0	0	0	0	0	0.0	
COPPIN STATE	12/30/17		1	0-0	.000	0-0	.000	0-0	.000	0	0	0	0.0	0	0	0	0	0	0	0.0	
OHIO STATE	2/15/18		0	0-0	.000	0-0	.000	0-0	.000	0	0	0	0.0	0	0	0	1	0	0	0.0	
Totals			0	3	0-0	.000	0-0	.000	0-0	.000	0	0	0	0.0	0	0	0	1	0	0	0.0

Season	GP-GS	Min/Avg	Total		3-Point		FT-FTA	Pct.	Rebounds				PF	DQ	A	T	B	S	Scoring	
			FG-FGA	Pct.	FG-FGA	Pct.			Off	Def	Total	Avg.							Pts.	Avg.
2016-17	5-0	2/0.4	1-2	.500	0-0	.000	0-0	.000	0	0	0	0.0	0	0	0	0	0	0	2	0.4
2017-18	3-0	3/1.0	0-0	.000	0-0	.000	0-0	.000	0	0	0	0.0	0	0	0	0	1	0	0	0.0
TOTAL	8-0	5/0.6	1-2	.500	0-0	.000	0-0	.000	0	0	0	0.0	0	0	0	0	1	0	2	0.3



JULIAN MOORE

F • 6-10 • 248 • GRADUATE STUDENT
PHILADELPHIA, PA (GERMANTOWN ACADEMY)

44

AS A GRADUATE STUDENT (2017-18)

- Holds Penn State career record for games played with 137 and ranks 20th on NCAA Division I active career list.
- Scored most points since December 2016 with 10 vs. Temple, with career-best 6-6 from free throw line.
- Had five points (2-2 FG, 1-2 FT) and five rebounds in Big Ten Tournament vs. Ohio State. Added block and steal.
- Had three blocked shots in Northwestern win in MSG and registered another in Ohio State upset.
- Scored six points in first eight minutes of game vs. Michigan. Had three rebounds in first half vs. 17/16 Michigan.
- Went 3-3 from field for six points and added rebound and assist at No. 6/7 Purdue.
- Tied a Big Ten career best with three blocks vs. Ohio State.
- First off bench at Illinois. Had layup and free throw for tie and then PSU lead. Also had first-half block, rebound and steal.
- Grabbed offensive rebound at Michigan State for dunk. Pulled down two rebounds and had assist, block and steal.
- Set career best for assists with three vs. Scarlet Knights.
- Blocked three shots and had a rebound vs. Nebraska in six minutes of time.
- First off the bench vs. Northwestern. Had a dunk plus one for three points and pulled down a rebound.
- Played 11 minutes at Maryland and tallied an assist on Mike Watkin's dunk. Also had a rebound.
- Grabbed three rebounds and had two points (1-1 FG) in 10 minutes in Coppin State win.
- Tied career best with four blocks and had four points and a steal in 12 first-half minutes vs. Rider.
- Contributed two points (2-2 FT) in George Washington win.
- Pulled down two rebounds, had a point and a blocked shot vs. Wisconsin.
- Played five minutes at N.C. State and had a key rebound in three minutes at Iowa.
- Played 14 minutes vs. Pittsburgh (11/20) and went 2-2 for four points. Collected four rebounds as well.
- Inserted back into the starting lineup vs. Columbia and had three rebounds in nine minutes of action.
- Played nine minutes vs. Montana and had three rebounds vs. Grizzlies.
- Earned a start in the season opener vs. Campbell and contributed eight points, six rebounds and had a block.

2017-18 BIG HONORS

SPORTSMANSHIP AWARD

► MOORE'S CAREER HIGHS

Points
 Career 16, vs. Radford, 11/20/15
 B1G Career 13, vs. Michigan State, 1/20/16

Rebounds
 Career 10, vs. Wisconsin, 1/21/16
 B1G Career 10, vs. Wisconsin, 1/21/16

Assists
 Career 3, vs. Rutgers, 1/27/18
 B1G Career 3, vs. Rutgers, 1/27/18

Blocks
 Career 4, vs. Kent State, 12/23/15
 B1G Career ... 3, 2x, last vs. Ohio State, 2/15/18

Steals
 Career 2, at Purdue, 1/21/17
 B1G Career 2, at Purdue, 1/21/17

Minutes
 Career 34, vs. Wisconsin, 1/21/16
 B1G Career 34, vs. Wisconsin, 1/21/16

Field Goals - Made
 Career 7, vs. Radford, 11/20/15
 B1G Career 4, 3x, last at Indiana (ot), 2/1/17

Field Goals - Attempted
 Career 11, vs. Radford, 11/20/15
 B1G Career 7, at Illinois, 1/31/15

3-Point Field Goals - Made
 Career 1, vs. Wisconsin, 2/18/15
 B1G Career 1, vs. Wisconsin, 2/18/15

3-Point Field Goals - Attempted
 Career 1, 3x, last vs. Bucknell, 11/28/15
 B1G Career 1, vs. Wisconsin, 2/18/15

Free Throws - Made
 Career 6, 2x, last vs. Temple-NIT, 3/14/18
 B1G Career 5, 2x, last vs. Maryland, 2/7/17

Free Throws - Attempted
 Career 7, vs. Michigan State, 1/10/16
 B1G Career 7, vs. Michigan State, 1/10/16

Opponent	Date	gs	min	Total		3-Pointers		Free throws			Rebounds				pf	a	t/o	blk	stl	pts	avg
				fg-fga	pct	3fg-fga	pct	ft-fa	pct	off	def	tot	avg								
CAMPBELL	11/10/17	*	27	2-5	.400	0-0	.000	4-6	.667	4	2	6	6.0	1	0	1	1	0	8	8.0	
FAIRLEIGH DICKINSON	11/12/17		2	0-0	.000	0-0	.000	0-0	.000	0	0	0	3.0	2	0	0	0	0	0	4.0	
MONTANA	11/15/17		9	1-2	.500	0-0	.000	0-0	.000	0	3	3	3.0	0	0	1	1	2	3.3		
COLUMBIA	11/17/17	*	9	0-0	.000	0-0	.000	0-0	.000	1	2	3	3.0	1	0	3	1	0	2.5		
vs Pittsburgh	11/20/17		14	2-2	1.000	0-0	.000	0-0	.000	2	2	4	3.2	1	0	2	0	0	4	2.8	
vs Texas A&M	11/21/17		6	1-2	.500	0-0	.000	0-0	.000	0	0	0	2.7	0	0	0	0	0	2	2.7	
ORAL ROBERTS	11/24/201		13	1-3	.333	0-0	.000	0-0	.000	0	0	0	2.3	1	1	0	1	1	2	2.6	
at NC State	11/29/17		5	0-0	.000	0-0	.000	0-0	.000	1	1	2	2.3	0	0	1	1	0	0	2.3	
at Iowa	12/02/17		3	0-0	.000	0-0	.000	0-0	.000	0	1	1	2.1	0	0	0	1	0	0	2.0	
WISCONSIN	12/4/17		5	0-1	.000	0-0	.000	1-2	.500	2	0	2	2.1	0	0	0	1	0	1	1.9	
GEORGE WASHINGTON	12/9/17		6	0-1	.000	0-0	.000	2-2	1.000	0	0	0	1.9	2	0	0	0	0	2	1.9	
BINGHAMTON	12/19/17		7	0-0	.000	0-0	.000	0-0	.000	0	2	2	1.9	0	0	0	0	0	0	1.8	
RIDER	12/22/17		12	2-4	.500	0-0	.000	0-0	.000	0	0	0	1.8	0	0	4	1	4	1.9		
COPPIN STATE	12/30/17		10	1-1	1.000	0-0	.000	0-1	.000	1	2	3	1.9	1	0	0	0	0	2	1.9	
at Maryland	01/02/18		11	0-0	.000	0-0	.000	0-0	.000	1	0	1	1.8	3	1	1	0	0	0	1.8	
NORTHWESTERN	1/5/18		9	1-1	1.000	0-0	.000	1-1	1.000	1	0	1	1.8	1	0	0	0	0	3	1.9	
at Indiana	01/09/18		9	0-1	.000	0-0	.000	0-0	.000	0	1	1	1.7	1	1	0	1	0	0	1.8	
NEBRASKA	1/12/18		6	0-1	.000	0-0	.000	0-0	.000	0	1	1	1.7	0	0	0	3	0	0	1.7	
MINNESOTA	1/15/18		6	0-0	.000	0-0	.000	0-0	.000	0	0	0	1.6	0	0	0	0	0	0	1.6	
at Northwestern	01/20/18		14	0-0	.000	0-0	.000	0-0	.000	2	1	3	1.7	0	0	0	0	0	0	1.5	
at Ohio State	01/25/18		12	0-1	.000	0-0	.000	0-0	.000	0	0	0	1.6	1	0	0	0	0	0	1.4	
RUTGERS	1/27/18		12	0-1	.000	0-0	.000	0-0	.000	1	0	1	1.5	2	3	0	0	0	0	1.4	
at Michigan State	1/31/18		17	1-2	.500	0-0	.000	0-1	.000	1	1	2	1.6	2	1	0	1	1	2	1.4	
IOWA	02/03/18		11	1-1	1.000	0-0	.000	0-0	.000	1	0	1	1.5	2	1	0	1	0	2	1.4	
MARYLAND	2/7/18		6	0-1	.000	0-0	.000	0-2	.000	1	1	2	1.6	0	0	1	0	0	0	1.4	
at Illinois	02/11/18		14	1-1	1.000	0-0	.000	1-1	1.000	0	1	1	1.5	2	1	0	1	0	3	1.4	
OHIO STATE	2/15/18		13	0-0	.000	0-0	.000	0-0	.000	1	1	2	1.6	3	0	0	3	0	0	1.4	
at Purdue	02/18/18		14	3-3	1.000	0-0	.000	0-2	.000	1	0	1	1.5	2	1	0	0	0	6	1.5	
MICHIGAN	2/21/18	*	11	2-4	.500	0-0	.000	2-2	1.000	2	1	3	1.6	3	0	1	0	0	6	1.7	
at Nebraska	02/25/18	*	14	1-2	.500	0-0	.000	0-0	.000	1	2	3	1.6	2	0	0	0	0	2	1.7	
vs Northwestern	3/1/18		24	1-2	.500	0-0	.000	0-0	.000	1	2	3	1.7	3	1	0	3	0	2	1.7	
vs Ohio State	3/2/18		28	2-2	1.000	0-0	.000	1-2	.500	2	3	5	1.8	2	0	0	1	1	5	1.8	
vs Purdue	3/3/18		10	0-0	.000	0-0	.000	0-0	.000	1	0	1	1.8	4	0	1	0	0	0	1.8	
TEMPLE	3/14/18		21	2-3	.667	0-0	.000	6-6	1.000	1	2	3	1.8	2	0	1	1	1	10	2.0	
Totals			4	390	25-47	.532	0-0	.000	18-28	.643	29	32	61	1.8	44	11	12	26	6	68	2.0

Season	GP-GS	Min/Avg	Total		3-Point		FT-FTA	Pct.	Rebounds				PF	DQ	A	T	B	S	Scoring Pts. Avg.	
			FG-FGA	Pct.	FG-FGA	Pct.			Off	Def	Total	Avg.								
2013-14	7-0	68/9.7	2-6	.333	0-0	.000	4-4	1.000	1	10	11	1.6	12	1	1	0	3	2	8	1.1
2014-15	33-1	250/7.6	21-40	.525	1-1	1.000	7-18	.389	18	36	54	1.6	34	0	1	17	12	3	50	1.5
2015-16	31-12	480/15.5	41-92	.446	0-2	.000	37-55	.673	30	72	102	3.3	53	0	7	19	17	8	119	3.8
2016-17	32-9	476/14.9	35-76	.461	0-0	.000	19-27	.704	38	57	95	3.0	63	1	11	27	24	8	89	2.8
2017-18	34-4	390/11.5	25-47	.532	0-0	.000	18-28	.643	29	32	61	1.8	44	0	11	12	26	6	68	2.0
TOTAL	137-26	1664/12.1	124-261	.475	1-3	.333	85-132	.644	116	207	323	2.4	206	2	31	75	82	27	334	2.4



TAYLOR NUSSBAUM

G • 6-2 • 175 • FRESHMAN
SOUTH SALEM, N.Y. (CHESHIRE ACADEMY (Conn.))

20

AS A FRESHMAN (2017-18)

- Saw action in the Oral Roberts (11/24) and Coppin State games (12/30).
- Walk-on member of the Nittany Lion basketball team who joined the squad this fall.

Opponent	Date	gs	min	Total		3-Pointers		Free throws		Rebounds				pf	a	t/o	blk	stl	pts	avg
				fg-fga	pct	3fg-fga	pct	ft-fga	pct	off	def	tot	avg							
ORAL ROBERTS	11/24/2017	1		0-0	.000	0-0	.000	0-0	.000	0	0	0	0.0	0	0	0	0	0	0	0.0
COPPIN STATE	12/30/17	1		0-0	.000	0-0	.000	0-0	.000	0	0	0	0.0	0	0	0	0	0	0	0.0
Totals		0	2	0-0	.000	0-0	.000	0-0	.000	0	0	0	0.0	0	0	0	0	0	0	0.0

Season	GP-GS	Min/Avg	Total		3-Point		FT-FTA	Pct.	Rebounds				PF	DQ	A	T	B	S	Scoring	
			FG-FGA	Pct.	FG-FGA	Pct.			Off	Def	Total	Avg.							Pts.	Avg.
2017-18	2-0	2/1.0	0-0	.000	0-0	.000	0-0	.000	0	0	0	0.0	0	0	0	0	0	0	0	0.0
TOTAL	2-0	2/1.0	0-0	.000	0-0	.000	0-0	.000	0	0	0	0.0	0	0	0	0	0	0	0	0.0



SATCHEL PIERCE

3

F • 7-0 • 255 • JUNIOR

BARBERTON, OH (THE KISKI SCHOOL/VIRGINIA TECH)

AS A JUNIOR (2017-18)

- Has played in 23 games this season, averaging 7.6 minutes per contest. Has pulled down at least one rebound in 17 games and scored in 11.
- Scored three points and pulled down two rebounds vs. Purdue in semifinal game of Big Ten Tournament. Added a block as well in 10 minutes of action.
- Played most minutes in Big Ten/Penn State career with 13 at Purdue.
- Praised by Coach Chambers for effort at Purdue with two key rebounds, a block and steal to go along with 1-1 performance from field for two points.
- Grabbed huge defensive rebound in Maryland contest and was complimented by Coach Chambers for his productivity in four "fantastic" minutes vs. Terps.
- Snatched a rebound and had a block in overtime game vs. Minnesota.
- Had four rebounds and an assist in eight minutes of action vs. Coppin State.
- First off the bench at George Mason and had six minutes on the court. Scored two points and collected a rebound. Also had a steal.
- Had two points in 10 minutes on the court at N.C. State.
- Pulled down six rebounds in 14 minutes against Oral Roberts (11/24).
- Grabbed a key steal in game vs. No. 16 Texas A&M.
- Recorded third career double-figure scoring game with 11 points (2-5 FG) and career-best seven made free throws vs. Columbia (11/17) in 15 minutes.
- Had a Penn State-best five rebounds vs. Campbell.
- Sat out the 2016-17 season to satisfy NCAA transfer requirements.

► PIERCE'S CAREER HIGHS

Points	
Career	13, vs. Miami (Fla.) 3/7/2015
Penn State	11, vs. Columbia, 11/17/17
B1G	2, at Purdue, 2/18/18
Rebounds	
Career	7, vs. Northwestern (ot), 12/2/2015
Penn State	6, vs. Oral Roberts, 11/24/17
B1G	2, 2x, last at Purdue, 2/18/18
Assists	
Career	3, at Louisville, 1/13/2015
Penn State	1, 3x, last vs. Coppin State, 12/30/17
B1G	
Blocks	
Career	2, 7x, last vs. Alabama State, 11/14/2015
Penn State	1, 4x, last vs. Purdue (B1G), 3/3/18
B1G	1, 3x, last vs. Michigan, 2/21/18
Steals	
Career	1, 10x, last at George Mason, 12/17/17
Penn State	1, 2x, last at George Mason, 12/17/17
B1G	
Minutes	
Career	31, vs. Duke, 2/25/2015
Penn State	15, vs. Columbia, 11/17/17
B1G	13, at Purdue, 2/18/18

Opponent	Date	gs	min	Total		3-Pointers		Free throws		Rebounds				pf	a	t/o	blk	stl	pts	avg
				fg-fga	pct	3fg-fga	pct	ft-fga	pct	off	def	tot	avg							
CAMPBELL	11/10/17	11	0-0	.000	0-0	.000	4-6	.667	1	4	5	5.0	1	0	0	0	0	4	4.0	
FAIRLEIGH DICKINSON	11/12/17	11	0-4	.000	0-0	.000	0-1	.000	2	1	3	4.0	3	0	3	0	0	0	2.0	
MONTANA	11/15/17	11	1-3	.333	0-0	.000	0-0	.000	1	1	2	3.3	3	1	0	1	0	2	2.0	
COLUMBIA	11/17/17	15	2-5	.400	0-1	.000	7-8	.875	1	2	3	3.3	2	0	2	0	0	11	4.3	
vs Pittsburgh	11/20/17	10	0-1	.000	0-0	.000	2-5	.400	0	1	1	2.8	3	1	1	0	0	2	3.8	
vs Texas A&M	11/21/17	11	2-2	1.000	0-0	.000	0-0	.000	1	2	3	2.8	2	0	2	0	1	4	3.8	
ORAL ROBERTS	11/24/17	14	1-3	.333	0-0	.000	2-4	.500	3	3	6	3.3	3	0	1	0	0	4	3.9	
at NC State	11/29/17	10	1-2	.500	0-0	.000	0-0	.000	0	0	0	2.9	2	0	0	0	0	2	3.6	
at Iowa	12/02/17	5	0-1	.000	0-0	.000	0-0	.000	1	1	2	2.8	3	0	1	0	0	0	3.2	
at George Mason	12/17/17	6	1-2	.500	0-0	.000	0-0	.000	1	0	1	2.6	3	0	3	0	1	2	3.1	
BINGHAMTON	12/19/17	2	0-0	.000	0-0	.000	0-2	.000	1	0	1	2.5	0	1	0	0	0	0	2.8	
RIDER	12/22/17	3	0-0	.000	0-0	.000	0-0	.000	0	0	0	2.3	1	0	2	0	0	0	2.6	
COPPIN STATE	12/30/17	8	0-1	.000	0-0	.000	0-0	.000	2	2	4	2.4	0	1	1	0	0	0	2.4	
at Indiana	01/09/18	8	0-0	.000	0-0	.000	0-0	.000	0	1	1	2.3	1	0	0	0	0	0	2.2	
MINNESOTA	1/15/18	4	0-1	.000	0-0	.000	0-0	.000	0	1	1	2.2	0	0	0	0	1	0	2.1	
MARYLAND	2/7/18	4	0-1	.000	0-0	.000	0-0	.000	0	1	1	2.1	0	0	0	0	0	0	1.9	
OHIO STATE	2/15/18	0	0-0	.000	0-0	.000	0-0	.000	0	0	0	2.0	0	0	0	0	0	0	1.8	
at Purdue	02/18/18	13	1-1	1.000	0-0	.000	0-0	.000	0	2	2	2.0	3	0	1	1	1	2	1.8	
MICHIGAN	2/21/18	5	1-2	.500	0-0	.000	0-0	.000	0	0	0	1.9	1	0	0	1	0	0	1.8	
at Nebraska	02/25/18	4	0-1	.000	0-0	.000	0-0	.000	1	0	1	1.9	2	0	0	0	0	0	1.8	
vs Northwestern	3/1/18	3	0-0	.000	0-0	.000	0-0	.000	0	0	0	1.8	1	0	0	0	0	0	1.7	
vs Purdue	3/3/18	10	1-3	.333	0-0	.000	1-2	.500	1	1	2	1.8	0	0	1	0	1	0	1.7	
TEMPLE	3/14/18	3	0-1	.000	0-0	.000	0-0	.000	0	0	0	1.7	0	0	0	0	0	0	1.7	
Totals		0	171	11-34	.324	0-1	.000	16-28	.571	16	23	39	1.7	34	3	18	5	3	38	1.7

YEAR	GP-GS	MIN/AVG	TOTAL		3-POINT		FT-FTA		PCT		REBOUNDS		PF	FO	A	TO	BLK	STL	PTS	AVG
			FG-FGA	PCT	FG-FGA	PCT	FT-FTA	PCT	OFF	DEF	TOT	AVG								
2014-15*	31-7	428/13.8	39-81	.481	0-0	.000	21-33	.636	35	39	74	2.4	84	4	14	39	23	6	99	3.2
2015-16*	20-0	124/6.2	12-19	.632	0-0	.000	8-10	.800	9	17	26	1.3	28	0	6	10	4	3	32	1.6
2017-18	23-0	171/7.6	11-34	.324	0-1	.000	16-28	.571	16	23	39	1.7	34	0	3	18	5	3	38	1.7
TOTAL	74-7	723/9.8	62-134	.459	0-1	.000	45-71	.634	60	79	139	1.9	146	4	23	67	32	12	169	2.3

*at Virginia Tech



JOSH REAVES

G • 6-4 • 210 • JUNIOR
FAIRFAX, VA (OAK HILL ACADEMY)

23

AS A JUNIOR (2017-18)

- Leads the Big Ten for total steals (68-No. 18 nationally) and steals per game average (2.27-No. 14 nationally).
- Second on team with 94 assists and tied Big Ten career best (6) vs. Ohio State (2/15). Tied game-high (5) at Purdue.
- Seventh on PSU career steals list with 164 with 68 for 10th on the Nittany Lion single-season chart.
- Registered second career double-double with 11 rebounds/game-best 19 points vs. Temple going 7-10 and 4-6 3FG.
- [Dunked game-winner after great cut through lane and assist from Carr in final 3.1 vs. Ohio State in Big Ten Tournament.](#)
- Scored in double digits with 15 points in Big Ten Tournament opener vs. Northwestern. Added team-best eight boards.
- "Glue guy" with seven rebounds, three assists and game- and career-high seven steals at Nebraska.
- Scored all eight points vs. Michigan in second half and had seven rebounds for game. Tied for game-high three steals.
- [Threw full-court pass to Tony Carr for end half layup vs. OSU for #BTNstandout and ESPN SportsCenter play of the day.](#)
- Scored eight of his 10 points at Illinois in second half with three rebounds, an assist and a steal vs. Illini.
- Back in lineup for another play of the day, also at No. 5, on ESPN's SportsCenter with left-handed dunk vs. Maryland
- One-handed jam vs. Hawkeyes was No. 5 play on ESPN's SportsCenter and No. 1 dunk of week on Big Ten Network.
- Tied then career-best with five steals at Michigan State, four in first half. Had team-best seven rebounds.
- Scored 15 points off the bench on 6-8 shooting with four steals and four rebounds on his stat line vs. Rutgers.
- Contributed 10 points off the bench and had three rebounds and an assist at Ohio State.
- Returned to action at Ohio State (4 games missed: Indiana, Nebraska, Minnesota and Northwestern (1/20)).
- Connected on three 3-pointers for nine points and had six assists (no turnovers) with four rebounds at Maryland.
- Recorded first career double-double with a career-best 13 rebounds and 10 points vs. Rider. Had a career-best eight assists and tied his career mark with five steals against Broncs.
- Connected on six baskets off nine attempts, including two 3-pointers for 15 points vs. Binghamton.
- Scored 13 points and had a game-high four assists in front of friends and family at George Mason.
- One of five Nittany Lions to score in double figures vs. George Washington with 11, nine points in the first half.
- Assist leader against Wisconsin and had seven points and four blocks against the Badgers.
- In a minute (4:05 mark in the second half) vs. Wisconsin, Reaves made two free throws, blocked two shots, grabbed an offensive rebound on the other end and dunked the ball to bring Penn State within six points.
- Contributed eight points and three assists and was a force on the defensive end at Iowa. Had two critical steals.
- Scored nine points at N.C. State with a game-high five assists.
- Returned to starting lineup vs. Pittsburgh and had 10 points including two 3-pointers, five rebounds and three steals.
- Had double figures in points with 12 against Montana, then missed next game vs. Columbia with ankle injury.
- Posted double figures against Fairleigh Dickinson with 17 with four assists, four steals and game-high nine rebounds.
- Scored 15 points, including career-best 7-8 FT, in opener against Campbell with eight rebounds and three steals.

2017-18 BIG HONORS

BIG TEN ALL-DEFENSIVE TEAM

► REAVES' CAREER HIGHS

Points
Career 25, at Iowa, 3/5/17
B1G Career 25, at Iowa, 3/5/17

Rebounds
Career 13, vs. Rider, 12/22/17
B1G Career 9, vs. Maryland, 2/7/18

Assists
Career 8, vs. Rider, 12/22/17
B1G Career 6, 2x, last vs. Ohio State, 2/15/18

Blocks
Career 4, vs. Wisconsin, 12/4/17
B1G Career 4, vs. Wisconsin, 12/4/17

Steals
Career 7, at Nebraska, 2/25/18
B1G Career 7, at Nebraska, 2/25/18

Minutes
Career 38, at Purdue, 2/18/18
B1G Career 38, at Purdue, 2/18/18

Field Goals - Made
Career 10, at Iowa, 3/5/17
B1G Career 10, at Iowa, 3/5/17

Field Goals - Attempted
Career 16, vs. Northwestern, 12/27/16
B1G Career 16, vs. Northwestern, 12/27/16

3-Point Field Goals - Made
Career 4, 2x, last vs. Temple-NIT, 3/14/18
B1G Career 4, at Purdue, 1/21/17

3-Point Field Goals - Attempted
Career 9, vs. Northwestern (B10), 3/1/18
B1G Career 9, 2x, last at Purdue, 1/21/17

Free Throws - Made
Career 7, vs. Campbell, 11/10/17
B1G Career 5, 2x, last vs. Minnesota, 1/14/17

Free Throws - Attempted
Career 8, 3x, last vs. Montana, 11/15/17
B1G Career 8, at Minnesota, 1/14/17

Opponent	Date	gs	min	Total		3-Pointers		Free throws		Rebounds					pts	avg					
				fg-fga	pct	3fg-fga	pct	ft-fga	pct	off	def	tot	avl	pf			a	t/o	blk	stl	
CAMPBELL	11/10/17	*	31	4-11	.364	0-3	.000	7-8	.875	3	5	8	8.0	2	1	4	1	3	15	15.0	
FAIRLEIGH DICKINSON	11/12/17	*	30	7-10	.700	2-3	.667	1-2	.500	3	6	9	8.5	4	4	3	1	4	17	16.0	
MONTANA	11/15/17	*	33	4-6	.667	0-2	.000	4-8	.500	0	2	2	6.3	2	1	0	1	0	12	14.7	
vs Pittsburgh	11/20/17	*	21	4-8	.500	2-4	.500	0-0	.000	2	3	5	6.0	1	0	2	0	3	10	13.5	
vs Texas A&M	11/21/17	*	32	2-5	.400	1-4	.250	2-2	1.000	1	1	2	5.2	5	4	0	1	4	7	12.2	
ORAL ROBERTS	11/24/201	*	21	4-6	.667	2-4	.500	0-0	.000	0	2	2	4.7	1	3	0	1	4	10	11.8	
at NC State	11/29/17	*	27	4-6	.667	1-1	1.000	0-0	.000	3	2	5	4.7	5	5	0	1	1	9	11.4	
at Iowa	12/02/17	*	31	3-9	.333	2-5	.400	0-0	.000	1	2	3	4.5	4	3	0	1	2	8	11.0	
WISCONSIN	12/4/17	*	35	2-5	.400	1-3	.333	2-2	1.000	1	2	3	4.3	4	5	0	4	0	7	10.6	
GEORGE WASHINGTON	12/9/17	*	28	5-7	.714	0-0	.000	1-3	.333	2	1	3	4.2	4	3	1	0	3	11	10.6	
at George Mason	12/17/17	*	31	5-10	.500	2-4	.500	1-1	1.000	1	1	2	4.0	4	4	0	1	1	13	10.8	
BINGHAMTON	12/19/17	*	29	6-9	.667	2-3	.667	1-2	.500	1	1	2	3.8	2	4	0	3	1	2	15	11.2
RIDER	12/22/17	*	36	3-8	.375	0-3	.000	4-4	1.000	4	9	13	4.5	3	8	1	1	5	10	11.1	
COPPIN STATE	12/30/17	*	26	4-9	.444	2-4	.500	2-2	1.000	2	2	4	4.5	0	7	1	0	5	12	11.1	
at Maryland	01/02/18	*	37	3-7	.429	3-5	.600	0-0	.000	3	1	4	4.5	3	6	0	0	0	9	11.0	
NORTHWESTERN	1/5/18	*	24	3-5	.600	1-1	1.000	0-1	.000	2	4	6	4.6	3	1	2	2	1	7	10.8	
at Ohio State	01/25/18	31	4-7	.571	0-1	.000	2-2	1.000	2	1	3	4.5	3	1	2	0	0	10	10.7		
RUTGERS	1/27/18	30	6-8	.750	1-2	.500	2-2	1.000	1	3	4	4.4	3	2	1	1	4	15	10.9		
at Michigan State	1/31/18	*	34	3-11	.273	0-5	.000	0-0	.000	2	5	7	4.6	4	2	1	0	5	6	10.7	
IOWA	02/03/18	*	20	4-5	.800	0-0	.000	3-4	.750	1	1	2	4.5	3	5	1	0	1	11	10.7	
MARYLAND	2/7/18	*	36	5-10	.500	1-3	.333	3-4	.750	3	6	9	4.7	3	1	4	0	1	14	10.9	
at Illinois	02/11/18	*	19	5-9	.556	0-1	.000	0-0	.000	2	1	3	4.6	4	1	0	0	1	10	10.8	
OHIO STATE	2/15/18	*	32	4-8	.500	1-1	1.000	3-4	.750	1	3	4	4.6	4	6	2	0	3	12	10.9	
at Purdue	02/18/18	*	38	3-5	.600	1-3	.333	0-0	.000	1	6	7	4.7	4	5	3	0	0	7	10.7	
MICHIGAN	2/21/18	*	35	2-3	.667	1-2	.500	3-4	.750	1	6	7	4.8	5	1	2	0	3	8	10.6	
at Nebraska	02/25/18	*	37	1-8	.125	0-3	.000	1-2	.500	2	5	7	4.8	3	3	3	0	7	3	10.3	
vs Northwestern	3/1/18	*	37	6-14	.429	3-9	.333	0-0	.000	3	5	8	5.0	4	1	0	0	1	15	10.5	
vs Ohio State	3/2/18	*	34	2-12	.167	1-4	.250	4-4	1.000	2	5	7	5.0	3	4	1	0	1	9	10.4	
vs Purdue	3/3/18	*	36	0-9	.000	0-4	.000	0-0	.000	2	3	5	5.0	2	2	1	0	2	0	10.1	
TEMPLE	3/14/18	*	30	7-10	.700	0-6	.667	1-5	.200	3	8	11	5.2	3	1	3	0	1	19	10.4	
Totals			28	921	115-240	.479	34-93	.366	47-66	.712	55	102	157	5.2	95	94	41	16	68	311	10.4

Season	GP-GS	Min/Avg	Total		3-Point		FT-FTA	Pct.	Rebounds			Avg.	PF	DQ	A	T	B	S	Scoring	
			FG-FGA	Pct.	FG-FGA	Pct.			Off	Def	Total								Pts.	Avg.
2015-16	26-20	620/23.8	66-176	.375	3-39	.077	31-41	.756	34	62	96	3.7	68	2	50	36	23	36	166	6.4
2016-17	28-23	759/27.1	81-181	.448	19-59	.322	34-48	.708	37	75	112	4.0	84	3	59	54	21	60	215	7.7
2017-18	30-28	921/30.7	115-240	.479	34-93	.366	47-66	.712	55	102	157	5.2	95	3	94	41	16	68	311	10.4
TOTAL	84-71	2300/27.4	262-597	.439	56-191	.293	112-155	.723	126	239	365	4.3	247	8	203	131	60	164	692	8.2



LAMAR STEVENS

F • 6-7 • 218 • SOPHOMORE
PHILADELPHIA, PA (ROMAN CATHOLIC)

11

AS A SOPHOMORE (2017-18)

- Second overall on team in scoring (14.8), rebounding (6.1), blocks (39) and minutes per game (32.7).
- Has longest streak of games started among current Nittany Lions roster with 68 (35 in 2017-18 and 33 in 2016-17).
- Scored in double figures in six of last seven games with 10 vs. Temple, all in third quarter and eight from charity stripe.
- Posted back-to-back double-figure scoring games in Big Ten Tournament vs. Ohio State (15) and Purdue (14)
- Combined with Tony Carr for 40 points vs. No. 17/16 Michigan with 19 points and eight rebounds.
- Had 13 points and six rebounds at No. 6/7 Purdue.
- Scored 11 points (5-8 FG) and added six rebounds and two assists in 39 minutes at Illinois.
- Led team in scoring for 15th time in career with 25 points vs. Maryland for 13th career game with 20 or more points.
- Set career best with four blocks in the first half vs. Iowa to go with his 17 points and five rebounds.
- Scored 15 of 18 points in second half at Michigan State. Combined with Tony Carr for 13 in final 72 seconds.
- Longest streak of double-figure scoring games in 2017-18 was 12 ending with 15 points at Ohio State.
- Scored 12 points vs. Minnesota, 11 coming in first half. Also pulled down seven rebounds.
- Had three-straight games of 20+ points with game-high 26-point outing vs. Nebraska and added 7 boards.
- Registered first back-to-back 20-plus-point games of his career with 20 at Indiana after scoring 30 vs. Northwestern. Talled 16 points in 17 minutes in first half vs. Hoosiers with two three-pointers.
- Went 14-19 (1-3 3FG) from the field vs. Wildcats for career-best 30 points and broke the Bryce Jordan Center men's single-game field goal record. Had 14 points in his first 10 minutes of action. Had second career double-double with 10 points and 11 rebounds vs. Rider and career-best six assists.
- Led all five starters in double figures with 16 points vs. Binghamton and pulled down eight boards.
- Recorded first career double-double with game-high 23 points and career-best 12 rebounds at George Mason.
- In a first-half stretch against Patriots, scored nine points to contribute to a 21-4 Penn State run.
- Leading scorer with 22 points (12 1H) at Iowa despite missing significant minutes with three fouls in second half.
- Went a perfect 6-6 from the line vs. Hawkeyes, including 2-2 with four seconds remaining in game.
- Scored all 13 of his points and six of eight rebounds in second half against N.C. State.
- Had team-high eight rebounds vs. Pittsburgh and had two steals vs. Panthers.
- Joined teammate Tony Carr on Legends Classic All-Tournament Team (17.5 ppg in two games) at Barclays Center.
- Led Penn State in scoring and rebounding as well as steals vs. Montana.
- Had a skein of five-straight double-figure scoring games, with 25 points vs. both Montana and No. 16 Texas A&M.

2017-18 BIG HONORS

ALL-BIG TEN
HONORABLE MENTION
COACHES | MEDIA

► STEVENS' CAREER HIGHS

Points
Career 30, vs. Northwestern, 1/5/18
B1G Career 30, vs. Northwestern, 1/5/18

Rebounds
Career 12, at George Mason, 12/17/17
B1G Career 9, at Michigan, 1/4/17

Assists
Career 6, vs. Rider, 12/22/17
B1G Career 4, at Iowa, 3/5/17

Blocks
Career 4, vs. Iowa, 2/3/18
B1G Career 4, vs. Iowa, 2/3/18

Steals
Career 3, 3x, last vs. Ohio State, 2/15/18
B1G Career ... 3, 3x, last vs. Ohio State, 2/15/18

Minutes
Career 42, at Indiana (3ot), 2/1/17
..... regulation: 40, vs. Maryland, 2/7/18, 1/20/18
B1G Career 42, at Indiana (3ot), 2/1/17
..... regulation: 40, vs. Maryland, 2/7/18, 1/20/18

Field Goals - Made
Career 14, vs. Northwestern, 1/5/18
B1G Career 14, vs. Northwestern, 1/5/18

Field Goals - Attempted
Career 20, vs. Purdue (ot), 2/21/17
..... regulation: 19, 3x, last vs. Michigan, 2/21/18
B1G Career 20, vs. Purdue (ot), 2/21/17
..... regulation: 19, 3x, last vs. Michigan, 2/21/18

3-Point Field Goals - Made
Career 2, 6x, last vs. Maryland, 2/7/18
B1G Career 2, 6x, last vs. Maryland, 2/7/18

3-Point Field Goals - Attempted
Career 5, vs. Purdue (ot), 2/21/17
..... regulation: 5, vs. Columbia, 11/17/17
B1G Career 5, vs. Purdue, 2/21/17
..... regulation: 4, 2x, last at Michigan State, 1/31/18

Free Throws - Made
Career 12, vs. Duquesne, 11/13/16
B1G Career 8, vs. Maryland, 2/7/17

Free Throws - Attempted
Career 13, vs. Duquesne, 11/13/16
B1G Career 12, vs. Maryland, 2/7/17

Opponent	Date	qs	min	Total		3-Pointers		Free throws		Rebounds				pts	avg						
				fg-fga	pct	3fg-fga	pct	ft-fa	pct	off	def	tot	avg			pf	a	t/b	blk	stl	
CAMPBELL	11/10/17	*	28	2-7	.286	1-2	.500	3-4	.750	1	5	6	6.0	5	0	6	2	0	8	8.0	
FAIRLEIGH DICKINSON	11/12/17	*	33	5-11	.455	0-1	.000	2-2	1.000	1	6	7	6.5	0	4	3	1	2	12	10.0	
MONTANA	11/15/17	*	38	8-14	.571	1-2	.500	8-9	.889	1	6	7	6.7	2	2	5	2	2	25	15.0	
COLUMBIA	11/17/17	*	28	6-14	.429	2-5	.400	0-2	.000	4	2	6	6.5	3	2	2	0	1	14	14.8	
vs Pittsburgh	11/20/17	*	26	4-11	.364	0-4	.000	2-2	1.000	1	7	8	6.8	1	2	2	0	10	13.8		
vs Texas A&M	11/21/17	*	36	8-16	.500	0-3	.000	9-11	.818	3	4	7	6.8	3	5	1	2	1	25	15.7	
ORAL ROBERTS	11/24/17	*	23	2-6	.333	0-0	.000	4-5	.800	1	5	6	6.7	0	1	2	1	1	8	14.6	
at NC State	11/29/17	*	30	4-12	.333	0-0	.000	5-7	.714	4	4	8	6.9	4	1	4	1	0	13	14.4	
at Iowa	12/02/17	*	28	7-15	.467	2-4	.500	6-6	1.000	2	3	5	6.7	3	0	1	2	2	22	15.2	
WISCONSIN	12/4/17	*	29	1-7	.143	0-3	.000	2-2	1.000	2	4	6	6.6	2	3	2	0	0	4	14.1	
GEORGE WASHINGTON	12/9/17	*	31	5-10	.500	0-0	.000	0-2	.000	1	4	5	6.5	2	3	2	0	0	10	13.7	
at George Mason	12/17/17	*	34	9-18	.500	1-3	.333	4-6	.667	2	10	12	6.9	3	2	1	2	1	23	14.5	
BINGHAMTON	12/19/17	*	36	6-14	.429	0-1	.000	4-6	.667	2	6	8	7.0	3	1	3	0	1	16	14.6	
RIDER	12/22/17	*	30	5-15	.333	0-1	.000	0-2	.000	4	7	11	7.3	4	6	1	1	0	10	14.3	
COPPIN STATE	12/30/17	*	19	4-11	.364	1-4	.250	2-2	1.000	1	4	5	7.1	1	2	0	0	1	11	14.1	
at Maryland	01/02/18	*	24	7-13	.538	1-4	.250	0-0	.000	0	2	2	6.8	5	1	0	1	0	15	14.1	
NORTHWESTERN	1/5/18	*	37	14-19	.737	1-3	.333	1-3	.333	2	3	5	6.7	1	2	4	0	1	30	15.1	
at Indiana	01/09/18	*	36	9-15	.600	2-3	.667	0-3	.000	0	7	7	6.7	3	1	2	1	1	20	15.3	
NEBRASKA	1/12/18	*	40	10-18	.556	2-3	.667	4-5	.800	1	6	7	6.7	3	2	4	0	0	26	15.9	
MINNESOTA	1/15/18	*	40	4-12	.333	1-4	.250	3-4	.750	3	4	7	6.8	4	1	1	2	1	12	15.7	
at Northwestern	01/20/18	*	38	6-11	.545	1-3	.333	0-0	.000	0	2	2	6.5	2	1	1	0	0	13	15.6	
at Ohio State	01/25/18	*	35	4-10	.400	1-1	1.000	6-9	.667	1	5	6	6.5	1	1	2	1	1	15	15.5	
RUTGERS	1/27/18	*	24	3-8	.375	0-2	.000	0-1	.000	0	4	4	6.4	3	0	3	1	0	6	15.1	
at Michigan State	1/31/18	*	35	7-19	.368	1-4	.250	3-4	.750	1	3	4	6.3	5	1	1	0	1	18	15.3	
IOWA	02/03/18	*	36	8-18	.444	0-3	.000	1-2	.500	2	4	6	6.3	3	2	3	4	1	17	15.3	
MARYLAND	2/7/18	*	40	10-12	.833	2-3	.667	3-4	.750	3	1	4	6.2	1	1	4	1	1	25	15.7	
at Illinois	02/11/18	*	39	5-8	.625	0-2	.000	1-2	.500	2	4	6	6.2	3	2	2	0	0	11	15.5	
OHIO STATE	2/15/18	*	36	3-9	.333	0-2	.000	1-3	.333	1	5	6	6.2	2	2	3	1	3	7	15.2	
at Purdue	02/18/18	*	38	4-8	.500	1-2	.500	4-6	.667	1	5	6	6.2	1	1	4	1	1	13	15.1	
MICHIGAN	2/21/18	*	38	9-19	.474	1-3	.333	0-4	.000	0	8	8	6.2	1	3	2	2	0	19	15.3	
at Nebraska	02/25/18	*	34	5-11	.455	1-2	.500	2-4	.500	1	6	7	6.3	2	0	4	3	0	13	15.2	
vs Northwestern	3/1/18	*	32	2-12	.167	0-1	.000	4-4	1.000	2	3	5	6.2	1	0	2	1	0	8	15.0	
vs Ohio State	3/2/18	*	32	4-14	.286	1-2	.500	6-7	.857	0	7	7	6.2	3	2	1	1	0	15	15.0	
vs Purdue	3/3/18	*	37	4-12	.333	1-4	.250	5-5	1.000	2	4	6	6.2	3	1	0	0	0	14	14.9	
TEMPLE	3/14/18	*	25	1-6	.167	0-1	.000	8-11	.727	1	2	3	6.1	3	3	2	2	0	10	14.8	
Totals			35	1145	195-435	.448	25-85	.294	103-149	.691	53	162	215	6.1	86	62	77	39	23	518	14.8

Season	GP-GS	Min/Avg	Total		3-Point		FT-FTA		Rebounds			Scoring								
			FG-FGA	Pct.	FG-FGA	Pct.	Pct.	Off	Def	Total	Avg.	PF	DQ	A	T	B	S	Pts.	Avg.	
2016-17	33-33	918/27.8	148-345	.429	11-32	.344	112-146	.767	54	129	183	5.5	90	3	55	74	21	27	419	12.7
2017-18	35-35	1145/32.7	195-435	.448	25-85	.294	103-149	.691	53	162	215	6.1	86	3	62	77	39	23	518	14.8
TOTAL	68-68	2063/30.3	343-780	.440	36-117	.308	215-295	.729	107	291	398	5.9	176	6	117	151	60	50	937	13.8



MIKE WATKINS

24

F • 6-9 • 254 • REDSHIRT SOPHOMORE
PHILADELPHIA, PA (THE PHELPS SCHOOL)

AS A REDSHIRT SOPHOMORE (2017-18)

- Season field goal percentage of 68.5 (146-213) leads Big Ten and is second nationally. Owns No. 5 spot on NCAA D-1 active career list at 63.7.
- Became only the second Penn State sophomore to reach 500 career rebound milestone, now tied with Nittany Lion great Jesse Arnette for most in first two years with 525.
- Missed game at Nebraska following right knee injury sustained early in Michigan game (2/21). Did not participate in the three Big Ten Tournament games or first-round NIT game vs. Temple.
- Recorded 20th career double-double and 12th of the 2017-18 season with 11 points and 10 rebounds vs. Ohio State.
- Perfect 5-5 from field at Illinois with four rebounds and a steal in limited minutes.
- Went 5-7 from the field vs. Maryland and had career-best three steals to go along with five rebounds.
- Scored 19 points and pulled down 10 boards vs. Iowa (2/3) for 11th double-double of season and 19th career.
- Tied Penn State single-game individual record for field goal percentage and Penn State record for field goal percentage in a Big Ten game with a 9-10 outing (90.0%) vs. Hawkeyes after starting the game 8-8.
- Scored 15 points and had a career-high 19 rebounds vs. Rutgers.
- Scored eight points and grabbed five rebounds in 20 minutes of action at Michigan State. Had key steal of Spartan inbound pass at 0:37 mark of game to set up Tony Carr's second 3-pointer to trim deficit to six points.
- First Nittany Lion to have five consecutive double-doubles against Big Ten foes since John Amaechi in 1994-95.
- Recorded fifth-straight double-double, ninth of season and 17th of career with 20 points and 11 boards vs. Minnesota.
- Scored 20 points and collected 15 rebounds vs. Nebraska in OT win, 12 points coming in second half.
- Had 10 points (all second half) and game-best 12 rebounds at Indiana.
- Collected game-best 17 rebounds in double-double vs. Northwestern with 18 points. Added four blocks and two steals.
- Recorded double-double with a team-leading 17 points and career-best 17 rebounds at Maryland. Went 8-11 from the field and had two blocks, an assist and steal vs. Terps.
- Had a double-double with Lamar Stevens at George Mason with Watkins' 14 points and 12 rebounds.
- Had then Big Ten-best 19 points (9-13 FG) and seven rebounds in win at Iowa in a career-high 36 minutes at Iowa.
- Had 14 rebounds at N.C. State for game-high total.
- One of six Nittany Lions to score in double figures vs. Pittsburgh with 13 on a perfect 6-6 from field.
- Recorded first double-double of 2017-18 vs. Columbia with 11 points and 14 rebounds.
- Went 5-5 FG in second half vs. Columbia and Nittany Lions leaned on his 10 points and six blocks (4 in second half).
- Had 15 points off 6-9 FG shooting and with five rebounds and three blocks in outing vs. FDU.
- Missed the first game of the season vs. Campbell.

2017-18 BIG HONORS

BIG TEN ALL-DEFENSIVE TEAM

ALL-BIG TEN
HONORABLE MENTION
COACHES | MEDIA

▶ WATKINS' CAREER HIGHS

Points	
Career	22, vs. Wisconsin, 12/4/17
B1G	22, vs. Wisconsin, 12/4/17
Rebounds	
Career	19, vs. Rutgers, 1/27/18
B1G	19, vs. Rutgers, 1/27/18
Assists	
Career	4, vs. St. John's, 12/18/16
B1G	2, 3x last at Iowa, 3/5/17
Blocks	
Career	8, 2x, last vs. Nebraska (ot-B10), 3/8/17
B1G	7, vs. Wisconsin, 12/4/17
Steals	
Career	3, vs. Maryland, 2/7/18
B1G	3, vs. Maryland, 2/7/18
Minutes	
Career	39, 2x, last vs. Nebraska (ot), 1/12/18
regulation:	36, at Iowa, 12/2/17
B1G	39, last vs. Nebraska (ot), 1/12/18
regulation	36, at Iowa, 12/2/17

Field Goals - Made	
Career	10, vs. Minnesota (ot), 1/15/18
regulation:	9, 4x, last vs. Iowa, 2/3/18
B1G	10, vs. Minnesota (ot), 1/15/18
regulation:	9, 4x, last vs. Iowa, 2/3/18

Field Goals - Attempted	
Career	14, 2x, last vs. Minnesota (ot), 1/15/18
regulation:	13, 3x, last vs. Wisconsin, 12/4/17
B1G	14, vs. Minnesota (ot), 1/15/18
regulation:	13, 2x, last vs. Wisconsin, 12/4/17

3-Point Field Goals - Made	
Career	
B1G	

3-Point Field Goals - Attempted	
Career	1, vs. Wisconsin, 12/4/2017
B1G	1, vs. Wisconsin, 12/4/2017

Free Throws - Made	
Career	8, last vs. Northwestern, 1/5/18
B1G	8, last vs. Northwestern, 1/5/18

Free Throws - Attempted	
Career	11, last vs. Northwestern, 1/5/18
B1G	11, last vs. Northwestern, 1/5/18

Opponent	Date	gs	min	Total		3-Pointers		Free throws		Rebounds						pts	avg				
				fg-fga	pct	3fg-fga	pct	ft-fga	pct	off	def	tot	avg	pf	a			t/o	blk	stl	
FAIRLEIGH DICKINSON	11/12/17	*	20	6-9	.667	0-0	.000	3-5	.600	2	3	5	5.0	2	1	3	3	2	15	15.0	
MONTANA	11/15/17	*	19	3-4	.750	0-0	.000	2-2	1.000	0	6	6	5.5	3	0	1	4	0	8	11.5	
COLUMBIA	11/17/17	*	23	5-7	.714	0-0	.000	1-1	1.000	2	12	14	8.3	2	0	1	6	1	11	11.3	
vs Pittsburgh	11/20/17	*	22	6-6	1.000	0-0	.000	1-2	.500	0	5	5	7.5	1	0	1	3	1	13	11.8	
vs Texas A&M	11/21/17	*	25	3-5	.600	0-0	.000	1-2	.500	1	2	3	6.6	3	2	0	2	1	7	10.8	
ORAL ROBERTS	11/24/201	*	19	4-5	.800	0-0	.000	0-0	.000	1	5	6	6.5	1	1	3	3	2	8	10.3	
at NC State	11/29/17	*	26	4-10	.400	0-0	.000	0-2	.000	5	9	14	7.6	2	1	2	2	1	8	10.0	
at Iowa	12/02/17	*	36	9-13	.692	0-0	.000	1-3	.333	3	4	7	7.5	4	0	3	3	1	19	11.1	
WISCONSIN	12/4/17	*	34	9-13	.692	0-1	.000	4-6	.667	2	6	8	7.6	1	0	2	7	1	22	12.3	
GEORGE WASHINGTON	12/9/17	*	31	7-11	.636	0-0	.000	1-1	1.000	3	9	12	8.0	2	1	2	4	0	15	12.6	
at George Mason	12/17/17	*	33	5-7	.714	0-0	.000	4-7	.571	2	10	12	8.4	2	1	2	2	2	14	12.7	
BINGHAMTON	12/19/17	*	32	5-8	.625	0-0	.000	2-4	.500	2	9	11	8.6	2	1	1	3	1	12	12.7	
RIDER	12/22/17	*	24	4-5	.800	0-0	.000	2-2	1.000	0	9	9	8.6	4	0	2	4	0	10	12.5	
COPPIN STATE	12/30/17	*	21	3-6	.500	0-0	.000	5-5	1.000	2	4	6	8.4	1	2	2	3	0	11	12.4	
at Maryland	01/02/18	*	35	8-11	.727	0-0	.000	1-2	.500	3	14	17	9.0	4	1	2	2	1	17	12.7	
NORTHWESTERN	1/5/18	*	31	5-6	.833	0-0	.000	8-11	.727	4	13	17	9.5	2	0	2	4	2	18	13.0	
at Indiana	01/09/18	*	27	4-4	1.000	0-0	.000	2-3	.667	4	8	12	9.6	3	1	3	0	2	10	12.8	
NEBRASKA	1/12/18	*	39	7-8	.875	0-0	.000	6-8	.750	3	12	15	9.9	3	0	2	0	0	20	13.2	
MINNESOTA	1/15/18	*	37	10-14	.714	0-0	.000	0-3	.000	2	9	11	10.0	5	1	1	2	2	20	13.6	
at Northwestern	01/20/18	*	26	2-2	1.000	0-0	.000	4-4	1.000	0	8	8	9.9	4	1	4	3	0	8	13.3	
at Ohio State	01/25/18	*	28	3-7	.429	0-0	.000	1-3	.333	1	4	5	9.7	1	0	0	0	0	7	13.0	
RUTGERS	1/27/18	*	30	6-12	.500	0-0	.000	3-6	.500	5	14	19	10.1	0	1	3	3	0	15	13.1	
at Michigan State	1/31/18	*	20	4-6	.667	0-0	.000	0-0	.000	2	3	5	9.9	4	1	1	0	1	8	12.9	
IOWA	02/03/18	*	30	9-10	.900	0-0	.000	1-2	.500	2	8	10	9.9	3	0	1	1	2	19	13.1	
MARYLAND	2/7/18	*	31	5-7	.714	0-0	.000	1-4	.250	2	3	5	9.7	2	1	1	1	3	11	13.0	
at Illinois	02/11/18	*	22	5-5	1.000	0-0	.000	0-1	.000	0	4	4	9.5	3	0	1	0	1	10	12.9	
OHIO STATE	2/15/18	*	29	4-7	.571	0-0	.000	3-4	.750	4	6	10	9.5	2	3	2	2	1	11	12.9	
at Purdue	02/18/18	*	9	1-3	.333	0-0	.000	1-2	.500	1	1	2	9.2	4	0	1	1	0	3	12.5	
MICHIGAN	2/21/18		5	0-2	.000	0-0	.000	0-0	.000	0	0	0	8.9	0	0	0	0	0	0	12.1	
Totals			28	764	146-213	.685	0-1	.000	58-95	.611	58	200	258	8.9	70	20	49	68	28	350	12.1

Season	GP-GS	Min/Avg	Total		3-Point		FT-FTA	Pct.	Rebounds						PF	DQ	A	T	B	S	Scoring Pts. Avg.
			FG-FGA	Pct.	FG-FGA	Pct.			Off	Def	Total	Avg.									
2016-17	33-24	786/23.8	128-217	.590	0-0	.000	63-98	.643	82	185	267	8.1	83	0	20	43	90	25	319	9.7	
2017-18	29-28	764/26.3	146-213	.685	0-1	.000	58-95	.611	58	200	258	8.9	70	1	20	49	68	28	350	12.1	
TOTAL	62-52	1550/25.0	274-430	.637	0-1	.000	121-193	.627	140	385	525	8.5	153	1	40	92	158	53	669	10.8	



JAMARI WHEELER

G • 6-1 • 170 • FRESHMAN
LIVE OAK, FL (THE ROCK SCHOOL)

5

AS A FRESHMAN (2017-18)

- Played in all 35 games, scored in 20, and made three-straight starts (Nebraska, Minnesota and Northwestern (1/20)).
- Second behind teammate Josh Reaves on team with 47 steals and seventh in Big Ten with that total.
- Recorded four steals and had five assists in action in three games at 2018 Big Ten Tournament.
- Had two steals, an assist and rebound vs. Buckeyes in 13 minutes of time in semifinal game.
- Registered three assists, two rebounds, steal and free throw in Big Ten Tournament opener vs. Northwestern.
- Had a steal and score with final totals of two points, three assists and two steals at Illinois.
- Scored two points in the Iowa win and had three rebounds.
- Pulled down four rebounds and had two assists and two steals without a turnover vs. Minnesota.
- Had a game-high and career-best five assists with four points and three steals against Northwestern.
- Had career-best two blocks at Indiana with two assists and steal. Tied Big Ten career high for minutes with 22.
- Contributed four points, four rebounds, three steals and two assists at Maryland.
- Tied his career-high total in rebounds with seven vs. Coppin State, all on the defensive side.
- Grabbed a career-best six steals at George Mason, tying him for No. 6 on PSU single-game steals list. Added five points to his stat line vs. Patriots.
- Played 17 minutes against Wisconsin and had a rebound, assist and steal.
- Critical defensive play in Iowa win and had four assists to only one turnover.
- Went 8-12 (66.7%) from field combined vs. Pittsburgh, Texas A&M and Oral Roberts, dishing out six assists with eight steals and a block.
- Against 16th-ranked Texas A&M, Wheeler had two steals that lead directly to layups in the second half, the second punctuating a Penn State rally to trim the Aggie lead to five.
- Shared team scoring lead with Nazeer Bostick in Oral Roberts game with career-best 14 points.
- Against Oral Roberts, had six points and two steals in first four minutes of play. He finished with a game-high and career-high 14 points and led Nittany Lions with seven rebounds, and five steals, also career bests.
- Played 19 minutes against Pittsburgh and had two assists without any turnovers, a steal and a rebound.
- Scored seven points with four assists and three steals vs. Columbia.

► WHEELER'S CAREER HIGHS

Points
Career 14, vs. Oral Roberts, 11/24/17
B1G 4, 2x, last vs. Northwestern, 1/5/18

Rebounds
Career 7, 2x, last vs. Coppin State, 12/30/17
B1G 5, vs. Nebraska (ot), 1/12/18
..... regulation: 4, at Maryland, 1/2/2018

Assists
Career 5, vs. Northwestern, 1/5/18
B1G 5, vs. Northwestern, 1/5/18

Blocks
Career 2, at Indiana, 1/9/18
B1G 2, at Indiana, 1/9/18

Steals
Career 6, at George Mason, 12/17/17
B1G 3, 2x, last vs. Northwestern, 1/5/18

Minutes
Career 36, vs. Columbia, 11/17/17
B1G 26, vs. Nebraska (ot), 1/12/18
..... regulation: 22, 2x, last at Indiana, 1/9/18

Field Goals - Made
Career 6, vs. Oral Roberts, 11/24/17
B1G 2, 2x, last vs. Northwestern, 1/5/18

Field Goals - Attempted
Career 9, vs. Columbia, 11/17/17
B1G 7, at Maryland, 1/2/18

3-Point Field Goals - Made
Career 1, 4x, last vs. Coppin State, 12/30/17
B1G

3-Point Field Goals - Attempted
Career 3, 2x, last at Maryland, 1/2/18
B1G 3, at Maryland, 1/2/18

Free Throws - Made
Career 3, vs. Columbia, 11/17/17
B1G 1, at Indiana, 1/9/18

Free Throws - Attempted
Career 4, at N.C. State, 11/29/17
B1G 2, at Indiana, 1/9/18

Opponent	Date	gs	min	Total		3-Pointers		Free throws			Rebounds					pts	avg			
				fg-fga	pct	3fg-fga	pct	ft-fga	pct	off	def	tot	avg	pf	a			t	bik	stl
CAMPBELL	11/10/17	15	2-3	.667	0-1	.000	0-0	.000	0	0	0	0.0	5	0	0	0	1	4	4.0	
FAIRLEIGH DICKINSON	11/12/17	14	0-5	.000	0-2	.000	0-0	.000	2	1	3	1.5	2	0	2	0	2	0	2.0	
MONTANA	11/15/17	17	0-1	.000	0-0	.000	0-2	.000	0	2	2	1.7	1	3	2	0	0	1.3		
COLUMBIA	11/17/17	36	2-9	.222	0-3	.000	3-3	1.000	1	1	2	1.8	2	4	1	0	3	7	2.8	
vs Pittsburgh	11/20/17	19	0-1	.000	0-1	.000	1-2	.500	0	1	1	1.6	3	2	0	0	1	2.4		
vs Texas A&M	11/21/17	16	2-3	.667	0-1	.000	0-0	.000	1	1	2	1.7	3	0	1	0	2	4	2.7	
ORAL ROBERTS	11/24/201	24	6-8	.750	1-2	.500	1-2	.500	1	6	7	2.4	2	4	2	1	5	14	4.3	
at NC State	11/29/17	17	0-1	.000	0-0	.000	1-4	.250	0	0	0	2.1	5	2	1	0	3	1	3.9	
at Iowa	12/02/17	20	0-3	.000	0-0	.000	0-0	.000	0	1	1	2.0	0	4	1	0	0	0	3.4	
WISCONSIN	12/4/17	17	0-1	.000	0-0	.000	0-0	.000	0	1	1	1.9	2	1	1	0	1	0	3.1	
GEORGE WASHINGTON	12/9/17	18	2-4	.500	1-1	1.000	0-1	.000	3	1	4	2.1	3	2	1	0	1	5	3.3	
at George Mason	12/17/17	27	2-6	.333	0-1	.000	1-2	.500	0	1	1	2.0	2	1	2	0	6	5	3.4	
BINGHAMTON	12/19/17	10	2-3	.667	1-1	1.000	0-0	.000	2	1	3	2.1	1	0	4	0	0	5	3.5	
RIDER	12/22/17	14	2-3	.667	0-1	.000	0-2	.000	1	1	2	2.1	2	0	0	0	1	4	3.6	
COPPIN STATE	12/30/17	23	1-3	.333	1-1	1.000	1-2	.500	0	7	7	2.4	2	4	0	0	3	4	3.6	
at Maryland	01/02/18	22	2-7	.286	0-3	.000	0-0	.000	2	2	4	2.5	1	2	0	0	3	4	3.6	
NORTHWESTERN	1/5/18	19	2-5	.400	0-2	.000	0-0	.000	1	1	2	2.5	0	5	3	0	3	4	3.6	
at Indiana	01/09/18	22	0-2	.000	0-1	.000	1-2	.500	0	1	1	2.4	1	2	1	2	1	1	3.5	
NEBRASKA	1/12/18 *	26	0-4	.000	0-0	.000	0-0	.000	2	3	5	2.5	2	3	1	0	1	0	3.3	
MINNESOTA	1/15/18 *	22	0-1	.000	0-0	.000	0-0	.000	1	3	4	2.6	4	2	0	0	2	0	3.2	
at Northwestern	01/20/18 *	15	1-2	.500	0-1	.000	0-0	.000	1	0	1	2.5	3	1	3	0	1	2	3.1	
at Ohio State	01/25/18	2	0-0	.000	0-0	.000	0-0	.000	0	0	0	2.4	0	0	1	0	0	0	3.0	
RUTGERS	1/27/18	2	0-1	.000	0-1	.000	0-0	.000	0	0	0	2.3	0	0	0	0	0	0	2.8	
at Michigan State	1/31/18	0	0-0	.000	0-0	.000	0-0	.000	0	0	0	2.2	0	0	0	0	0	0	2.7	
IOWA	02/03/18	12	1-3	.333	0-0	.000	0-0	.000	1	2	3	2.2	2	1	0	0	0	2	2.7	
MARYLAND	2/7/18	11	0-0	.000	0-0	.000	0-0	.000	0	1	1	2.2	1	3	0	0	0	0	2.6	
at Illinois	02/11/18	10	1-2	.500	0-1	.000	0-1	.000	1	1	2	2.2	1	3	1	0	2	2	2.6	
OHIO STATE	2/15/18	4	1-1	1.000	0-0	.000	0-0	.000	0	1	1	2.1	1	0	0	0	0	2	2.5	
at Purdue	02/18/18	8	0-1	.000	0-0	.000	0-0	.000	2	0	2	2.1	0	1	1	0	1	0	2.4	
MICHIGAN	2/21/18	4	0-0	.000	0-0	.000	0-0	.000	0	0	0	2.1	0	0	0	0	0	0	2.4	
at Nebraska	02/25/18	15	1-1	1.000	0-0	.000	2-2	1.000	2	0	2	2.1	3	0	0	0	0	4	2.4	
vs Northwestern	3/1/18	11	0-0	.000	0-0	.000	1-2	.500	2	0	2	2.1	2	3	0	0	1	1	2.4	
vs Ohio State	3/2/18	13	0-1	.000	0-0	.000	0-0	.000	1	0	1	2.0	0	1	1	0	2	0	2.3	
vs Purdue	3/3/18	9	0-0	.000	0-0	.000	0-0	.000	0	0	0	2.0	1	1	1	0	1	0	2.2	
TEMPLE	3/14/18	7	0-0	.000	0-0	.000	0-0	.000	1	1	2	2.0	3	0	1	0	0	0	2.2	
Totals		3	521	30-85	.353	4-26	.154	12-27	.444	28	41	69	2.0	60	55	32	3	47	76	2.2

Season	GP-GS	Min/Avg	Total		3-Point		Rebounds			PF	DQ	A	T	B	S	Scoring				
			FG-FGA	Pct.	FG-FGA	Pct.	FT-FTA	Pct.	Off							Def	Total	Avg.	Pts.	Avg.
2017-18	35-3	521/14.9	30-85	.353	4-26	.154	12-27	.444	28	41	69	2.0	60	2	55	32	3	47	76	2.2
TOTAL	35-3	521/14.9	30-85	.353	4-26	.154	12-27	.444	28	41	69	2.0	60	2	55	32	3	47	76	2.2



DEIVIS ZEMGULIS

F • 6-6 • 2206 • JUNIOR

KAUNAS, LITHUANIA (ST. MARY RYKEN (MD.))

1

AS A JUNIOR (2017-18)

- Has played in 19 games in 2017-18 with starts at Ohio State and vs. Rutgers.
- Provided good minutes (7) as Nittany Lions had foul trouble vs. Temple.
- Earned first career start at Ohio State (1/25) and gave Lions good minutes with five points, a rebound and ball possession.
- Had his first blocked shot in Big Ten play at Northwestern.
- Played seven minutes against Nebraska and had two rebounds.
- Had five points with a 3-pointer and two made free throws in 11 minutes of court time vs. Coppin State. Also had a rebound vs. Eagles.
- Played nine minutes vs. George Washington and tallied an assist and a rebound.
- Saw eight minutes of action vs. Pittsburgh (11-20) and six minutes in Oral Roberts game (11-24).
- Collected four rebounds vs. Columbia and had an assist.
- Hit a three vs. Fairleigh Dickinson and added a rebound.
- Scored two points and had a rebound in three minutes vs. Campbell
- Played in first two games to open the season and six games in month of November.

► ZEMGULIS' CAREER HIGHS

Points
 Career 11, vs. Kent State, 12/23/15
 B1G 8, at Maryland, 12/30/15

Rebounds
 Career 5, at Purdue, 1/13/16
 B1G 5, at Purdue, 1/13/16

Assists
 Career 2, last vs. Michigan, 1/30/16
 B1G 2, last vs. Michigan, 1/30/16

Blocks
 Career .. 1, 2x, last at Northwestern, 1/20/18
 B1G 1, at Northwestern, 1/20/18

Steals
 Career ...1, 9x, last vs. Temple-NIT, 3/14/18
 B1G 1, 4x, last vs. Rutgers, 1/27/18

Minutes
 Career 27, at Purdue, 1/15/16
 B1G 27, at Purdue, 1/15/16

Field Goals - Made
 Career4, vs. Kent State, 12/23/15
 B1G 3, at Maryland, 12/30/15

Field Goals - Attempted
 Career7, at Ohio State, 1/25/16
 B1G7, at Ohio State, 1/25/16

3-Point Field Goals - Made
 Career .. 1, 17x, last at Ohio State, 1/25/18
 B1G 1, 8x, last at Ohio State, 1/25/18

3-Point Field Goals - Attempted
 Career 4 vs. Colgate, 11/23/16
 B1G 3, 5x, last at Iowa, 2/3/16

Free Throws - Made
 Career4, vs. Minnesota, 1/5/16
 B1G4, vs. Minnesota, 1/5/16

Free Throws - Attempted
 Career ...4, 2x, last vs. Wisconsin, 1/21/16
 B1G4, 2x, last vs. Wisconsin, 1/21/16

Opponent	Date	gs	min	Total		3-Pointers		Free throws		Rebounds				pf	a	t/o	blk	stl	pts	avg
				fg-fga	pct	3fg-fga	pct	ft-fga	pct	off	def	tot	avg							
CAMPBELL	11/10/17	3	1-1	1.000	0-0	.000	0-0	.000	1	0	1	1.0	1	0	0	0	0	2	2.0	
FAIRLEIGH DICKINSON	11/12/17	7	1-3	.333	1-2	.500	0-0	.000	1	0	1	1.0	0	0	2	0	1	3	2.5	
COLUMBIA	11/17/17	15	0-1	.000	0-1	.000	0-0	.000	2	2	4	2.0	1	1	0	0	0	1.7		
vs Pittsburgh	11/20/17	8	0-1	.000	0-1	.000	0-0	.000	1	0	1	1.8	1	0	0	0	0	1.3		
ORAL ROBERTS	11/24/201	6	1-2	.500	1-2	.500	0-0	.000	0	0	0	1.4	0	1	0	0	0	3	1.6	
at NC State	11/29/17	1	0-0	.000	0-0	.000	0-0	.000	0	0	0	1.2	0	0	0	0	0	1.3		
GEORGE WASHINGTON	12/9/17	9	0-1	.000	0-1	.000	0-0	.000	1	0	1	1.1	1	1	0	0	0	1.1		
COPPIN STATE	12/30/17	11	1-2	.500	1-2	.500	2-2	1.000	1	0	1	1.1	1	0	1	0	0	5	1.6	
NEBRASKA	1/12/18	7	0-1	.000	0-1	.000	0-0	.000	0	2	2	1.2	0	0	0	0	0	1.4		
MINNESOTA	1/15/18	1	0-0	.000	0-0	.000	0-0	.000	0	0	0	1.1	0	0	0	0	0	1.3		
at Northwestern	01/20/18	10	0-0	.000	0-0	.000	0-0	.000	0	0	0	1.0	0	0	1	0	0	1.2		
at Ohio State	01/25/18	* 14	2-2	1.000	1-1	1.000	0-0	.000	0	1	1	1.0	0	1	0	0	0	5	1.5	
RUTGERS	1/27/18	* 12	0-1	.000	0-1	.000	0-0	.000	1	0	1	1.0	2	0	0	0	1	0	1.4	
at Michigan State	1/31/18	4	0-1	.000	0-1	.000	0-0	.000	0	0	0	0.9	1	0	0	0	0	1.3		
IOWA	02/03/18	1	0-0	.000	0-0	.000	0-0	.000	0	0	0	0.9	0	0	0	0	0	1.2		
at Illinois	02/11/18	1	0-0	.000	0-0	.000	0-0	.000	0	0	0	0.8	0	0	0	0	0	1.1		
OHIO STATE	2/15/18	2	0-0	.000	0-0	.000	0-0	.000	0	0	0	0.8	0	0	0	0	0	1.1		
MICHIGAN	2/21/18	1	0-0	.000	0-0	.000	0-0	.000	0	1	1	0.8	0	0	0	0	0	1.0		
TEMPLE	3/14/18	7	0-2	.000	0-1	.000	0-0	.000	1	1	2	0.8	2	0	0	0	1	0	0.9	
Totals		2	120	6-18	.333	4-14	.286	2-2	1.000	9	7	16	0.8	10	4	3	1	3	18	0.9

Season	GP-GS	Min/Avg	Total		3-Point		FT-FTA	Pct.	Rebounds				PF	DQ	A	T	B	S	Scoring	
			FG-FGA	Pct.	FG-FGA	Pct.			Off	Def	Total	Avg.							Pts.	Avg.
2015-16	26-1	318/12.2	26-68	.382	10-40	.250	13-19	.684	20	24	44	1.7	20	0	8	13	0	4	75	2.9
2016-17	18-0	111/6.2	5-20	.250	3-13	.231	1-2	.500	3	9	12	0.7	21	0	1	7	1	2	14	0.8
2017-18	19-2	120/6.3	6-18	.333	4-14	.286	2-2	1.000	9	7	16	0.8	10	0	4	3	1	3	18	0.9
TOTAL	63-3	549/8.7	37-106	.349	17-67	.254	16-23	.696	32	40	72	1.1	51	0	13	23	2	9	107	1.7

2017-18 FINAL BIG TEN STATISTICS

RECORD:	OVERALL	HOME	AWAY	NEUTRAL
ALL GAMES	9-9	6-3	3-6	0-0
CONFERENCE	9-9	6-3	3-6	0-0
NON-CONFERENCE	0-0	0-0	0-0	0-0

#	Player	gp-gs	min	avg	Total		3-Point		F-Throw		Rebounds				Other				pts	avg							
					fg-fga	fg%	3fg-fga	3fg%	ft-fga	ft%	off	def	tot	avg	pf	dq	a	to			blk	stl					
10	Carr, Tony	18-18	675	37.5	125-321	.389	46-109	.422	66-83	.795	19	65	84	4.7	37	0	89	48	6	11	362	20.1					
11	Stevens, Lamar	18-18	627	34.8	116-232	.500	17-51	.333	37-62	.597	22	76	98	5.4	45	2	25	41	21	13	286	15.9					
24	Watkins, Mike	17-16	469	27.6	91-130	.700	0-1	.000	36-62	.581	38	117	155	9.1	45	1	10	29	29	17	218	12.8					
33	Garner, Shep	18-18	575	31.9	58-135	.430	47-112	.420	13-15	.867	4	32	36	2.0	46	0	22	22	3	12	176	9.8					
23	Reaves, Josh	14-12	439	31.4	48-100	.480	12-35	.343	19-25	.760	23	46	69	4.9	50	1	42	21	8	28	127	9.1					
04	Bostick, Nazeer	18-1	312	17.3	24-62	.387	3-16	.188	18-21	.857	14	21	35	1.9	32	0	12	18	4	11	69	3.8					
44	Moore, Julian	18-2	187	10.4	10-20	.500	0-0	.000	5-11	.455	15	11	26	1.4	24	0	9	3	12	1	25	1.4					
05	Wheeler, Jamari	18-3	231	12.8	9-34	.265	0-11	.000	3-5	.600	13	17	30	1.7	21	0	28	13	2	15	21	1.2					
01	Zemgulis, Deivis	10-2	53	5.3	2-5	.400	1-4	.250	0-0	.000	1	4	5	0.5	3	0	1	0	1	1	5	0.5					
03	Pierce, Satchel	8-0	43	5.4	2-7	.286	0-0	.000	0-0	.000	2	6	8	1.0	10	0	0	2	3	1	4	0.5					
21	Harrar, John	10-0	37	3.7	2-2	1.000	0-0	.000	0-0	.000	1	1	2	0.2	7	0	0	1	1	0	4	0.4					
35	Buttrick, Trent	1-0	2	2.0	0-2	.000	0-1	.000	0-0	.000	0	0	0	0.0	0	0	0	0	1	0	0	0.0					
22	Hazle, Grant	1-0	0	0.0	0-0	.000	0-0	.000	0-0	.000	0	0	0	0.0	0	0	0	0	1	0	0	0.0					
Team											19	31	50												10		
Total.....		18	3650	487-1050		.464	126-340	.371	197-284	.694	171	427	598	33.2	320	4	238	208	92	110	1297	72.1					
Opponents.....		18	3650	443-999		.443	111-317	.350	249-347	.718	170	433	603	33.5	299	-	231	215	58	105	1246	69.2					

TEAM STATISTICS	PSU	OPP	Date	Opponent	Score	Att.
SCORING	1297	1246	* 12/02/17	at Iowa	W 77-73	12805
Points per game	72.1	69.2	* 12/4/17	WISCONSIN	L 63-64	6730
Scoring margin	+2.8	-	* 01/02/18	at Maryland	L 69-75	14374
FIELD GOALS-ATT	487-1050	443-999	* 1/5/18	NORTHWESTERN	W 78-63	4682
Field goal pct	.464	.443	* 01/09/18	at Indiana	L 70-74	17222
3 POINT FG-ATT	126-340	111-317	* 1/12/18	NEBRASKA	Wot 76-74	6821
3-point FG pct	.371	.350	* 1/15/18	MINNESOTA	Lot 84-95	6361
3-pt FG made per game	7.0	6.2	* 01/20/18	at Northwestern	L 61-70	6544
FREE THROWS-ATT	197-284	249-347	* 01/25/18	at Ohio State	W 82-79	13464
Free throw pct	.694	.718	* 1/27/18	RUTGERS	W 60-43	13677
F-Throws made per game	10.9	13.8	* 1/31/18	at Michigan State	L 68-76	14797
REBOUNDS	598	603	* 02/03/18	IOWA	W 82-58	10394
Rebounds per game	33.2	33.5	* 2/7/18	MARYLAND	W 74-70	8435
Rebounding margin	-0.3	-	* 02/11/18	at Illinois	W 74-52	12840
ASSISTS	238	231	* 2/15/18	OHIO STATE	W 79-56	10981
Assists per game	13.2	12.8	* 02/18/18	at Purdue	L 73-76	14804
TURNOVERS	208	215	* 2/21/18	MICHIGAN	L 63-72	13586
Turnovers per game	11.6	11.9	* 02/25/18	at Nebraska	L 64-76	15991
Turnover margin	+0.4	-	* = Conference game			
Assist/turnover ratio	1.1	1.1				
STEALS	110	105				
Steals per game	6.1	5.8				
BLOCKS	92	58				
Blocks per game	5.1	3.2				
ATTENDANCE	81667	122841				
Home games-Avg/Game	9-9074	9-13649				
Neutral site-Avg/Game	-	0-0				

Score by Periods	1st	2nd	OT	Totals
Penn State	620	656	21	1297
Opponents	566	650	30	1246

BIG TEN POINT DIFFERENTIAL																														
W	1 1 2														1 1		1 1 1													
MARGIN	1	2	3	4	5	6	7	8	9	10	11	12	13	14	15	16	17	18	19	20	21	22	23	24	25	26	27	28	29	30+
L	1	1	1	1	1	1	2	1	1																					

2017-18 OVERALL STATISTICS

Overall record: 22-13 Conf: 9-9 Home: 15-4 Away: 4-7 Neutral: 3-2

#	Player	gp-gs	min	avg	Total		3-Point		F-Throw		Rebounds				a	to	blk	stl	pts	avg		
					fg-fga	fg%	3fg-fga	3fg%	ft-fa	ft%	off	def	tot	avg							pf	dq
10	Carr, Tony	33-33	1153	34.9	219-536	.409	81-180	.450	121-153	.791	28	130	158	4.8	62	1	156	78	9	26	640	19.4
11	Stevens, Lamar	35-35	1145	32.7	195-435	.448	25-85	.294	103-149	.691	53	162	215	6.1	86	3	62	77	39	23	518	14.8
24	Watkins, Mike	29-28	764	26.3	146-213	.685	0-1	.000	58-95	.611	58	200	258	8.9	70	1	20	49	68	28	350	12.1
33	Garner, Shep	35-35	1123	32.1	126-288	.438	103-244	.422	31-37	.838	8	62	70	2.0	76	0	47	44	3	29	386	11.0
23	Reaves, Josh	30-28	921	30.7	115-240	.479	34-93	.366	47-66	.712	55	102	157	5.2	95	3	94	41	16	68	311	10.4
04	Bostick, Nazeer	34-3	593	17.4	56-131	.427	7-28	.250	46-63	.730	30	49	79	2.3	55	0	24	38	6	22	165	4.9
05	Wheeler, Jamari	35-3	521	14.9	30-85	.353	4-26	.154	12-27	.444	28	41	69	2.0	60	2	55	32	3	47	76	2.2
44	Moore, Julian	34-4	390	11.5	25-47	.532	0-0	.000	18-28	.643	29	32	61	1.8	44	0	11	12	26	6	68	2.0
03	Pierce, Satchel	23-0	171	7.4	11-34	.324	0-1	.000	16-28	.571	16	23	39	1.7	34	0	3	18	5	3	38	1.7
21	Harrar, John	23-4	109	4.7	12-21	.571	0-0	.000	1-5	.200	15	8	23	1.0	20	0	0	4	2	2	25	1.1
01	Zemgulis, Deivis	19-2	120	6.3	6-18	.333	4-14	.286	2-2	1.000	9	7	16	0.8	10	0	4	3	1	3	18	0.9
35	Buttrick, Trent	9-0	35	3.9	2-10	.200	1-5	.200	0-2	.000	3	7	10	1.1	7	0	0	7	1	0	5	0.6
20	Nussbaum, Taylor	2-0	2	1.0	0-0	.000	0-0	.000	0-0	.000	0	0	0	0.0	0	0	0	0	0	0	0	0.0
22	Hazle, Grant	3-0	3	1.0	0-0	.000	0-0	.000	0-0	.000	0	0	0	0.0	0	0	0	0	1	0	0	0.0
Team											46	50	96				19					
Total.....		35	7050		943-2058	.458	259-677	.383	455-655	.695	378	873	1251	35.7	619	10	476	422	180	257	2600	74.3
Opponents.....		35	7050		831-1950	.426	222-643	.345	448-639	.701	329	826	1155	33.0	628	-	414	476	127	199	2332	66.6

TEAM STATISTICS	PSU	OPP	Date	Opponent	Score	Att.			
SCORING	2600	2332	11/10/17	CAMPBELL	w 86-75	8512			
Points per game	74.3	66.6	11/12/17	FAIRLEIGH DICKINSON	w 81-57	5802			
Scoring margin	+7.7	-	11/15/17	MONTANA	w 70-57	5854			
FIELD GOALS-ATT	943-2058	831-1950	11/17/17	COLUMBIA	w 79-65	6529			
Field goal pct	.458	.426	11/20/17	vs Pittsburgh	w 85-54	5904			
3 POINT FG-ATT	259-677	222-643	11/21/17	vs Texas A&M	L 87-98	5081			
3-point FG pct	.383	.345	11/24/17	ORAL ROBERTS	w 86-48	4463			
3-pt FG made per game	7.4	6.3	11/29/17	at NC State	L 78-85	15270			
FREE THROWS-ATT	455-655	448-639	* 12/02/17	at Iowa	w 77-73	12805			
Free throw pct	.695	.701	* 12/4/17	WISCONSIN	L 63-64	6730			
F-Throws made per game	13.0	12.8	12/9/17	GEORGE WASHINGTON	w 74-54	6652			
REBOUNDS	1251	1155	12/17/17	at George Mason	w 72-54	5439			
Rebounds per game	35.7	33.0	12/19/17	BINGHAMTON	w 80-65	4009			
Rebounding margin	+2.7	-	12/22/17	RIDER	L 70-71	4217			
ASSISTS	476	414	12/30/17	COPPIN STATE	w 88-43	4512			
Assists per game	13.6	11.8	* 01/02/18	at Maryland	L 69-75	14374			
TURNOVERS	422	476	* 1/5/18	NORTHWESTERN	w 78-63	4682			
Turnovers per game	12.1	13.6	* 01/09/18	at Indiana	L 70-74	17222			
Turnover margin	+1.5	-	* 1/12/18	NEBRASKA	Wot 76-74	6821			
Assist/turnover ratio	1.1	0.9	* 1/15/18	MINNESOTA	Lot 84-95	6361			
STEALS	257	199	* 01/20/18	at Northwestern	L 61-70	6544			
Steals per game	7.3	5.7	* 01/25/18	at Ohio State	w 82-79	13464			
BLOCKS	180	127	* 1/27/18	RUTGERS	w 60-43	13677			
Blocks per game	5.1	3.6	* 1/31/18	at Michigan State	L 68-76	14797			
ATTENDANCE	136745	174347	* 02/03/18	IOWA	w 82-58	10394			
Home games-Avg/Game	19-7197	11-13050	* 2/7/18	MARYLAND	w 74-70	8435			
Neutral site-Avg/Game	-	5-6159	* 02/11/18	at Illinois	w 74-52	12840			
Score by Periods	1st	2nd	3rd	4th	Totals	* 2/15/18	OHIO STATE	w 79-56	10981
Penn State	1237	1303	41	19	2600	* 02/18/18	at Purdue	L 73-76	14804
Opponents	1044	1230	49	9	2332	* 2/21/18	MICHIGAN	L 63-72	13586
						* 02/25/18	at Nebraska	L 64-76	15991
						3/1/18	vs Northwestern	w 65-57	0
						3/2/18	vs Ohio State	w 69-68	0
						3/3/18	vs Purdue	L 70-78	19812
						3/14/18	TEMPLE	w 63-57	4528

* - Conference game

POINT DIFFERENTIAL																														
W	1	1	1	2	1	1	1	1	1	1	2	1	1	1	1	1	1	1	2										3	
MARGIN	1	2	3	4	5	6	7	8	9	10	11	12	13	14	15	16	17	18	19	20	21	22	23	24	25	26	27	28	29	30+
L	2		1	1		1	1	2	2		2	1																		