



UNRIVALED
PENN STATE FOOTBALL



GAME #3

SEPTEMBER 16, 2017 - 7:30 P.M.

University Park, Pa.
Beaver Stadium [106.572]

Series: First Meeting
Last Meeting: N/A

Complete Series Info on Page 7



2016 BIG TEN CHAMPIONS

869 WINS
(8th in Nation)

47 BOWL GAMES
(1-9th in Nation)

28 BOWL WINS
(1-5th in Nation)

99 1ST TEAM
ALL-AMERICANS

THE MATCHUP

PENN STATE NITTANY LIONS

2-0, 0-0 Big Ten

Head Coach: James Franklin
Record at Penn State (4th season): 27-15
Career Record (7th season): 51-30
vs. Georgia State: First Meeting



PxP: Brandon Gaudin
Analyst: Glen Mason
Sideline: Elise Menaker

PxP: Steve Jones
Analyst: Jack Ham
Sideline: Derrick Williams
Local: 93.7 FM/1450 AM
Web: GoPSUsports.com

Sirius/XM/Internet: 135/195/957

GEORGIA STATE PANTHERS

0-1, 0-0 Sun Belt

Head Coach: Shawn Elliott
Record at Georgia State (1st season): 0-1
Career Record (2nd season): 1-6
vs. Penn State: First Meeting

INSIDE THE GAME

NO. 5 PENN STATE HOSTS GEORGIA STATE UNDER THE LIGHTS

No. 5 Penn State concludes its non-conference slate and season-opening homestand with a primetime contest against Georgia State in Beaver Stadium. Kick time Saturday is set for 7:30 p.m. on BTN.

Penn State looks to continue its strong start to the season in all three phases of the game. The Nittany Lion defense did not allow a touchdown in its first seven quarters and leads the nation with an average of 11.5 tackles for loss per game. The unit also leads the Big Ten and ranks seventh in FBS with an average of just 7.0 points per game allowed and ranks 17th overall in total defense, yielding just 250.5 yards per game. Penn State's punt units are among the best in the nation in both directions, as DeAndre Thompkins leads the Big Ten and ranks fifth in FBS with 22.6 yards per return, while the punt return defense boasts a net average return of 0.0.

On offense, running back Saquon Barkley continues to demonstrate his elite status as he leads the Big Ten and ranks second in the nation with 214.5 all-purpose yards per game. He and tight end Mike Gesicki have four touchdowns each, leaving Gesicki one score shy of tying the Penn State tight end career record.

It will be Penn State's first game against football newcomer Georgia State, which started its program in 2010. Georgia State is no stranger to tough competition though, annually facing top-tier FBS opponents and only narrowly falling to Wisconsin by six points last season. The Panthers lost their opener, but will be rested after a bye week. Georgia State will be the first team from the state of Georgia to visit Penn State since Georgia Tech in 1923.

The road and Big Ten play are next for the Nittany Lions, as they will open their nine-game conference slate at Iowa next week.

BY THE NUMBERS

2009

Was the last season Penn State ranked in the Top Five of both the AP and Coaches polls for two straight weeks

17

Consecutive games with a TD pass for Trace McSorley

9

Game home winning streak

11 to 1

Touchdowns scored to touchdowns allowed this season

BREAKDOWN

RUSHING

Penn State: Saquon Barkley 28 for 260 yds (130.0), 3 TD
Georgia St.: Taz Bateman 11 for 31 yds (31.0)

PASSING

Penn State: Trace McSorley 33-of-53, 444 yds (222.0), 5 TD/2 INT
Georgia St.: Conner Manning 14-of-17, 159 yds (159.0), 1 TD/1 INT

RECEIVING

Penn State: Mike Gesicki 10 for 97 yds (48.5), 4 TD
Georgia St.: Taz Bateman 6 for 74 yds (74.0), 1 TD

DEFENSE

Penn State: Marcus Allen 15 tkls, 1.5 TFL, 2 PBU 1 FF, 1 SAF
Georgia St.: Trey Payne 8 tkls, 1.0 TFL, 1.0 SK

PSU

42.5

197.5

36-59-2

243.0

440.5

+2

7.0

114.0

38-70-3

136.5

250.5

TEAM

SCORING/GAME

RUSHING/GAME

PASSING (C-A-INT)

PASSING/GAME

TOTAL OFFENSE/GAME

TURNOVER MARGIN

PTS ALLOWED/GAME

OPP. RUSH YDS/GAME

OPP. PASSING

OPP. PASS YDS/GAME

OPP. TOTAL OFFENSE/GAME

GSU

10.0

49.0

18-23-1

224.0

273.0

-4

17.0

238.0

12-25-0

145.0

383.0

2017 SCHEDULES

PENN STATE

Overall (B1G): 2-0 (0-0 East)	Home: 2-0	Road: 0-0	Ntrl: 0-0		
PSU Rank	Opponent (Rank)	Time/Result	TV	Attend.	
September					
2	(6/6) Akron	W, 52-0	ABC	101,684	
9	(4/4) Pittsburgh	W, 33-14	ABC	109,898	
16	(5/5) Georgia State	7:30 p.m.	BTN		
23	at Iowa *	7:30 p.m.	ABC		
30	Indiana *	TBD			
October					
7	at Northwestern *	Noon			
21	Michigan *	TBD			
28	at Ohio State *	3:30 p.m.	FOX		
November					
4	at Michigan State *	TBD			
11	Rutgers *	Noon			
18	Nebraska *	TBD			
25	at Maryland *	TBD			

* - B1G game All times Eastern Rankings: AP/Coaches

GEORGIA STATE

Overall (Sun Belt): 0-1 (0-0)	Home: 0-1	Road: 0-0	Ntrl: 0-0		
Rank	Opponent (Rank)	Time/Score	TV	Attend.	
August					
31	Tennessee State	L, 10-17	ESPN3	24,333	
September					
16	at Penn State (5/5)	7:30 p.m.	BTN		
23	at Charlotte	6 p.m.			
30	Memphis	TBD			
October					
7	at Coastal Carolina *	TBD			
14	at UL Monroe *	TBD			
21	Troy *	TBD			
26	South Alabama *	7:30 p.m.	ESPNU		
November					
4	at Georgia Southern *	TBD			
11	at Texas State *	TBD			
25	Appalachian State *	TBD			
December					
2	Idaho *	TBD			

* - Sun Belt Conference game All times Eastern Rankings: AP/Coaches

TABLE OF CONTENTS

Page 2 Quick Facts/NFL Notes
Page 3 Opponent Tracker/B1G Standings/Media Info
Page 4-5 Head Coach James Franklin
Page 6 Leadership/National Polls
Page 7 Georgia State Notes
Page 8 Highlights
8 This Day in History/Record Breakdown
Page 9-10 Saquon Barkley
9 Winningest Programs/At The Start
Page 10-11 Offense Notes
10 Stat Leaders/Barkley Record Countdown

11 Honors/McSorely Record Countdown
Page 12 Defense Notes
12 Classroom Success/Gesicki Record Countdown
Page 13 Special Teams Notes
Page 13-17 Season Notes
13 Coaching Staff/Hamilton Record Countdown
14 Community Service
15 Generations of Greatness
16 Coaching Staff POTW/Future Schedules
17 Breaking Records
Page 17-18 2016 Highlights

18 Nittany Greats
Page 19 Starts Chart/Career Starts
Page 20 Depth Chart/Pronunciations/Asst. Coaches
Page 21-22 Numerical Roster
Page 23-24 Alphabetical Roster
Page 25 The Last Time...
Page 26-28 Record Watch
Page 29-30 Games 1-2
Page 31-41 Player Bios
Page 42-61 Statistics

PROGRAM NOTES

131st SEASON OF GRIDIRON EXCELLENCE

Penn State is in its 131st season of intercollegiate football and owns an 869-385-42 record, to rank No. 8 nationally in all-time victories.

WINNING RECORD

Penn State is one of eight teams that have had a winning season the last 12 consecutive years. Wisconsin, Oklahoma, Virginia Tech, Boise State, USC, Florida State and LSU have also accomplished the feat. According to ESPN Stats & Info, Penn State holds the FBS record for most consecutive seasons without a losing record at 49 (1939-87).

ACADEMIC EXCELLENCE

A total of 389 of Penn State football student-athletes, including 19 in 2016, have earned Academic All-Big Ten honors since 1993 for owning at least a 3.0 grade point average and being a letterwinner.

ONE OF NATION'S TOUGHEST HOME VENUES

Penn State owns a superlative 280-72 (.795) record inside Beaver Stadium, the nation's second-largest facility, which opened in 1960 and has a capacity of 106,572.

QUICK FACTS

UNIVERSITY

NAME	The Pennsylvania State University
LOCATION	University Park, Pa.
FOUNDED	1855
ENROLLMENT	47,261
NICKNAME	Nittany Lions
COLORS	Blue & White
CONFERENCE	Big Ten
DIVISION	NCAA Division I
STADIUM	Beaver Stadium (106,572)
STADIUM SURFACE	Natural Grass
PRESIDENT	Dr. Eric Barron
ATHLETICS DIRECTOR	Sandy Barbour
HEAD COACH	James Franklin (4th Season)
FOOTBALL OFFICE	814-865-0412
TICKET OFFICE	1-800-NITTANY

FOOTBALL HISTORY

FIRST YEAR	1887
ALL-TIME RECORD	869-385-42 (131st Season) <i>8th in victories</i>
ALL-TIME BIG TEN RECORD	121-72 (25th Season)
ALL-TIME BOWL RECORD	28-17-2 (.617) <i>T-5th in bowl victories</i>
YEARS IN POST SEASON PLAY	.47 <i>T-9th in bowl appearances</i>
BEAVER STADIUM RECORD	280-72 (.795)

ASSISTANT COACHES

BRENT PRY	Buffalo; 1993 Associate Head Coach/Defensive Coordinator/ Linebackers (4th Season)
JOE MOORHEAD	Fordham; 1996 Offensive Coordinator/Quarterbacks (2nd Season)
CHARLES HUFF	Hampton; 2005 Special Teams Coordinator/Running Backs (4th Season)
TIM BANKS	Central Michigan; 1995 Co-Defensive Coordinator/Safeties (2nd Season)
JOSH GATTIS	Wake Forest; 2006 Offensive Recruiting Coordinator/Asst. Special Teams/ Wide Receivers (4th Season)
MATT LIMEGROVER	University of Chicago; 1991 Offensive Line (2nd Season)
RICKY RAHNE	Cornell; 2002 Passing Game Coordinator/Tight Ends (4th Season)
TERRY M. SMITH	Penn State; 1991 Assistant Head Coach/Defensive Recruiting Coordinator/ Cornerbacks (4th Season)
SEAN SPENCER	Clarion; 1995 Run Game, Defensive Line (4th Season)
DWIGHT GALT	Maryland; 1981 Assistant AD of Performance Enhancement (4th Season)

BIG BEST



OFFENSIVE CO-POTW: Nate Stanley • Iowa • So. • QB • Menomonie, Wis.

- Completed 27-of-41 passes for 333 yards and five touchdowns to guide Iowa to a come-from-behind overtime victory at Iowa State
- Became the second Big Ten quarterback with at least 300 passing yards and five passing touchdowns without an interception in a road game since 1997 and the first Hawkeye with 300 yards and five touchdowns passing in any game since 1987
- Receives his first career weekly honor
- Last Iowa Offensive Player of the Week: LeShun Daniels Jr. (Nov. 21, 2016)

OFFENSIVE CO-POTW: Jonathan Taylor • Wisconsin • Fr. • RB • Salem, N.J. (See Below)



DEFENSIVE POTW: Tyree Kinnel • Michigan • Jr. • DB • Huber Heights, Ohio

- Returned his first career interception 28 yards for a touchdown in Michigan's victory over Cincinnati
- Tallied a team-high nine tackles, including eight solo stops
- Registered his first career tackle for loss on his first career sack
- Collects his first career Defensive Player of the Week honor
- Last Michigan Defensive Player of the Week: Jabrill Peppers (Sept. 19, 2016)



SPECIAL TEAMS POTW: J-Shun Harris II • Indiana • Jr. • WR • Fishers, Ind.

- Returned a blocked field goal 71 yards for a touchdown in Maryland's road victory at Texas
- His first career touchdown gave Maryland a 21-7 lead early in the second quarter
- Finished the game with four solo tackles, including one tackle for loss



FRESHMAN POTW: Jonathan Taylor • Wisconsin • Fr. • RB • Salem, N.J.

- Rushed for 223 yards and three TDs to lead Wisconsin to victory over Florida Atlantic in first career start
- Became the fourth true freshman in program history to rush for 200 yards, joining Alan Ameche, Ron Dayne and Zach Brown
- Recorded the most rushing touchdowns in a game by a Wisconsin true freshman since James White tallied four against Austin Peay in 2010
- Claims his first career weekly awards
- Last Wisconsin Offensive Player of the Week: Melvin Gordon (Nov. 24, 2014)
- Last Wisconsin Freshman of the Week: Alex Hornibrook (Sept. 26, 2016)



LIONS IN THE NFL

28 NITTANY LIONS ON NFL ROSTERS

A total of 28 Penn State football alumni are populating the rosters of 20 National Football League teams.

The Nittany Lions are perennially a top-15 program in producing players in the NFL. In addition, seven former Nittany Lions are members of NFL coaching staffs.

The Miami Dolphins and San Francisco 49ers are currently carrying a league-high three former Nittany Lions each. Ninth-year veteran Cameron Wake is joined by Mike Hull in Miami, while Jordan Lucas is on the practice squad, and 13th-year veteran Robbie Gould and Garry Gilliam have joined eighth-year vet NaVorro Bowman in San Francisco.

Gould is Penn State's NFL elder statesman, and is followed in experience by Chiefs All-Pro linebacker Tamba Hali in his 12th season, Jaguars linebacker and captain Paul Posluszny (11th), Wake and Cowboys linebacker and captain Sean Lee (9th). Lee and Wake were both Pro Bowlers in 2017.

Five squads boast two Nittany Lions each, including Detroit, Jacksonville, Kansas City, Tampa Bay and Tennessee.

Three from Penn State's 2016 squad are on NFL rosters as rookies: Chris Godwin was drafted in the third round by Tampa Bay, and Brandon Bell (Cincinnati), and Evan Schwan signed free agent contracts.

Despite not playing for the Titans since 2012, Tim Shaw was named one of six captains for the team. Shaw was diagnosed with ALS in 2014 and continues to support the team and give motivational speeches.

There are also two Nittany Lions on NFL rosters that did not play football at Penn State in Chris Hogan (New England) and Ross Travis (Kansas City). Hogan, a wide receiver in his sixth NFL season, played lacrosse for the Nittany Lions and went to play football at Monmouth after earning his PSU degree. Travis, a tight end, was a standout men's basketball player.

Penn State has had 45 NFL Draft picks since 2006, including 21 in the first three rounds, and at least three draft picks 18 times since starting Big Ten Conference competition in 1993. A total of 344 Nittany Lions have been selected all-time in the NFL Draft.

For the 46th time in the Super Bowl's 51-game history, at least one Penn State alumnus was a member of one of the participating teams (20 times in last 22 years). Thirty-nine former Nittany Lions have earned a total of 56 Super Bowl rings, most recently Chris Hogan with New England last year. A total of 107 Nittany Lions have been on Super Bowl rosters.

- Arizona Cardinals (1):** A.Q. Shipley (8)
 - Atlanta Falcons (1):** Jack Crawford (6)
 - Chicago Bears (1):** Adrian Amos (3)
 - Cincinnati Bengals (1):** Brandon Bell (1)
 - Cleveland Browns (1):** Carl Nassib (2)
 - Dallas Cowboys (1):** Sean Lee (8)
 - Detroit Lions (2):** Jordan Hill (5), Anthony Zettel (2)
 - Jacksonville Jaguars (2):** Paul Posluszny (11), Allen Robinson (4)
 - Kansas City Chiefs (1):** Tamba Hali (12), Ross Travis (2; former MBB player)
 - Los Angeles Chargers (1):** Trevor Williams (2)
 - Miami Dolphins (3):** Mike Hull (3), Cameron Wake (9), Jordan Lucas (2)
 - Minnesota Vikings (1):** Kyle Carter (2)
 - New England Patriots:** Chris Hogan (5; former MLAX player)
 - New Orleans Saints (1):** Nathan Stupar (6)
 - New York Giants (1):** Evan Schwan (1)
 - New York Jets (1):** Christian Hackenberg (2)
 - Philadelphia Eagles (1):** Stefen Wisniewski (7)
 - Pittsburgh Steelers (1):** Jesse James (3)
 - San Francisco 49ers (3):** NaVorro Bowman (8), Garry Gilliam (4), Robbie Gould (13)
 - Tampa Bay Buccaneers (2):** Chris Godwin (1), Donovan Smith (3)
 - Tennessee Titans (2):** Austin Johnson (2), DaQuan Jones (4)
- italics indicates practice squad, ^{IR}injured reserve, ^CCaptain*

SEVEN FORMER LIONS ON NFL COACHING STAFFS

Seven former Nittany Lions are patrolling the sidelines as part of NFL coaching staffs in 2017.

- Gary Brown (Dallas, running backs)
 - Bobby Engram (Baltimore, wide receivers)
 - Al Golden (Detroit, tight ends)
 - D'Anton Lynn (LA Chargers, defensive assistant)
 - John McNulty (LA Chargers, tight ends)
 - Mike Munchak (Pittsburgh, offensive line)
 - Darren Perry (Green Bay, safeties)
- Also, former Penn State quarterbacks coach Jim Caldwell is in his fourth season as the head coach of the Detroit Lions.

OPPONENT TRACKER

<p>AKRON (SEPT. 2) Overall: 1-1 MAC: 0-0 This Week: host Iowa State Last Week: W, 52-3, Arkansas Pine-Bluff GoZips.com</p>	<p>PITTSBURGH (SEPT. 9) Overall: 1-1 ACC: 0-0 This Week: host Oklahoma State Last Week: L, 14-33, at Penn State PittsburghPanthers.com</p>	<p>GEORGIA STATE (SEPT. 16) Overall: 0-1 Sun Belt: 0-0 This Week: at Penn State Last Week: Off GeorgiaStateSports.com</p>
<p>Iowa (SEPT. 23) Overall: 2-0 B1G: 0-0 This Week: host North Texas Last Week: W, 44-41, at Iowa State HawkeyeSports.com</p>	<p>INDIANA (OCT. 2) Overall: 1-1 B1G: 0-1 This Week: Canceled Last Week: W, 34-17, at Virginia IUHoosiers.com</p>	<p>Northwestern (OCT. 7) Overall: 1-1 B1G: 0-0 This Week: host Bowling Green Last Week: L, 17-41, at Duke NUSports.com</p>
<p>MICHIGAN (OCT. 21) Overall: 2-0 B1G: 0-0 This Week: host Air Force Last Week: W, 36-14, Cincinnati MGoBlue.com</p>	<p>Ohio State (OCT. 28) Overall: 1-1 B1G: 1-0 This Week: host Army Last Week: L, 16-31, Oklahoma OhioStateBuckeyes.com</p>	<p>Michigan State (NOV. 4) Overall: 2-0 B1G: 0-0 This Week: Off Last Week: W, 28-14, Western Michigan MSUSpartans.com</p>
<p>RUTGERS (NOV. 11) Overall: 0-2 B1G: 0-0 This Week: host Morgan State Last Week: L, 13-16, Eastern Michigan ScarletKnights.com</p>	<p>NEBRASKA (NOV. 18) Overall: 1-1 B1G: 0-0 This Week: host Northern Illinois Last Week: L, 35-42, at Oregon Huskers.com</p>	<p>Maryland (NOV. 25) Overall: 2-0 B1G: 0-0 This Week: Off Last Week: W, 63-17, Towson UMTerps.com</p>

B1G STANDINGS

	BIG TEN			OVERALL		
	W-L	%		W-L	%	vs. T25
EAST						
Ohio State	1-0	1.000		1-1	.500	0-1
PENN STATE	0-0	.000		2-0	1.000	0-0
Maryland	0-0	.000		2-0	1.000	1-0
Michigan	0-0	.000		2-0	1.000	1-0
Michigan State	0-0	.000		2-0	1.000	0-0
Rutgers	0-0	.000		0-2	.000	0-1
Indiana	0-1	.000		1-1	.500	0-1
WEST						
Illinois	0-0	.000		2-0	1.000	0-0
Minnesota	0-0	.000		2-0	1.000	0-0
Wisconsin	0-0	.000		2-0	1.000	0-0
Iowa	0-0	.000		1-0	1.000	0-0
Nebraska	0-0	.000		1-1	.500	0-0
Northwestern	0-0	.000		1-1	.500	0-0
Purdue	0-0	.000		1-1	.500	0-1

BIG TEN SCHEDULE (All Times Eastern)

FRIDAY, SEPT. 15

ILLINOIS at South Florida, 7 p.m. (ESPN)

SATURDAY, SEPT. 16

Georgia State at PENN STATE, 7:30 p.m. (BTN)
Air Force at MICHIGAN, noon (BTN)
Northern Illinois at NEBRASKA, noon (FS1)
North Texas at IOWA, 3:30 p.m. (ESPN2)
Middle Tennessee State at MINNESOTA, 3:30 p.m. (BTN)
Morgan State at RUTGERS, 3:30 p.m. (BTN)
WISCONSIN at BYU, 3:30 p.m. (ABC)
PURDUE at Missouri, 4 p.m. (SEC Network)
Army at OHIO STATE, 4:30 p.m. (FOX)
Bowling Green at NORTHWESTERN, 7:30 p.m. (BTN)
Florida International at INDIANA, Canceled

PENN STATE MEDIA SERVICES

FOOTBALL CONTACTS

Kris Petersen
Cell: 814-883-4581

E-mail: kap18@psu.edu
Twitter: @GoPSUKris

Greg Campbell
Cell: 814-876-0824

E-mail: gxc35@psu.edu
Twitter: @SID_Greg

Mark Brumbaugh
Cell: 814-441-9145

E-mail: mgb28@psu.edu
Twitter: @markbrumbaugh

Assoc. AD for Strategic Communications: Jeff Nelson

Associate Directors: Rose Carter, Kris Petersen

Assistant Directors: Mark Brumbaugh, Greg Campbell, Pat Donghia, John Hanna, Will Rottler, Megan Samassa, Jeff Smith, Jocelyn VerVelde

Admin. Assistant: Vonda Harpster

Strategic Communications Office: 814-865-1757

Website: GoPSUsports.com

Address: 101D Bryce Jordan Center, University Park, Pa., 16802

SUNDAY:

9 a.m. - Cumulative stats available at GoPSUsports.com.

MONDAY:

8 p.m. - Game Notes available at GoPSUsports.com.

TUESDAY:

12:30 p.m. - Penn State Weekly Press Conference
James Franklin and at least two players available for questions in person and via telephone at Beaver Stadium.

To participate please contact the Strategic Communications Office at 814-865-1757 prior to 11 a.m. ET. Please contact Strategic Communications for FTP information for video/audio from the press conference.

TUESDAY-WEDNESDAY:

9 a.m. - 2 p.m. - Player Interviews
Selected players available via teleconference interviews. For information, please contact Vonda Harpster in PSU Strategic Communications (vkh1@psu.edu; 814-865-1757).

WEDNESDAY:

Approximately 6:15 p.m. - Wednesday Practice Availability
Media can watch last 10 minutes of practice, James Franklin and one player will be available post-practice.

THURSDAY:

11:30 a.m. - Thursday Assistant Coach Teleconference
Selected players available via teleconference interviews. For information, please contact Vonda Harpster in PSU Strategic Communications (vkh1@psu.edu; 814-865-1757).

6:05 p.m. - "The Penn State Coaches Show Featuring James Franklin Presented by Pepsi" at Primanti Bros. and broadcast live on the Penn State Sports Network and LionVision on GoPSUsports.com.

SATURDAY:

Post-Game: James Franklin and selected players will be available immediately following the game.
Please contact Strategic Communications for FTP audio/video information (home games only).

BIG TEN MEDIA SERVICES:

BIG TEN CONFERENCE RELEASE/STATISTICS: The Big Ten Conference football release, with standings and statistics, is available at www.bigten.org.

BIG TEN PLAYERS OF THE WEEK: The Big Ten Conference will be announcing Players of the Week every Monday during the season.

BIG TEN COACHES TELECONFERENCE: The Big Ten will conduct a football coaches teleconference every Tuesday during the season. All 14 head coaches will be available to answer questions for eight minutes. Please contact the Big Ten Communications staff (847-696-1010) for the phone numbers for the teleconference.

MONDAY	TUESDAY	WEDNESDAY	THURSDAY	FRIDAY	SATURDAY	SUNDAY
<p>Game Notes Available by 8 p.m. on GoPSUsports.com</p>	<p>James Franklin Press Conference 12:30 p.m. (ET)</p> <p>B1G Teleconference 1:28 p.m. (ET)</p> <p>Player Teleconferences</p>	<p>Practice Availability & James Franklin Post Practice Approx. 6:15 p.m.</p> <p>Player Teleconferences</p>	<p>PSU Asst. Coach Teleconference 11:30 a.m.</p> <p>Penn State Coaches Show 6:05 p.m. Primanti Bros.</p>	<p>No Coach/Player Availability</p>	<p>Georgia State 7:30 p.m.</p> <p>BTN/Penn State Sports Network</p> <p>Beaver Stadium</p>	<p>Updated Statistics Available 9 a.m. GoPSUsports.com</p>





FRANKLIN FILE

Born: February 2, 1972
Hometown: Langhorne, Pa.
Wife: Fumi
Daughters: Shola & Addison

Education:
 East Stroudsburg, 1995; B.S. in Psychology
 Washington State, 1999; M.A. in Educational Leadership

Playing Career:
 East Stroudsburg; Quarterback, 1991-94

Coaching Experience

2014-pres.	Head Coach	Penn State
2011-13	Head Coach	Vanderbilt
2008-10	Asst HC/Off. Coord./QBs	Maryland
2006-07	Off. Coord./QBs	Kansas State
2005	Wide Receivers	Green Bay Packers
2000-04	Recruiting Coord./WRs	Maryland
1999	Wide Receivers	Idaho State
1998	Grad. Asst./Tight Ends	Washington State
1997	Wide Receivers	James Madison
1996	Grad. Asst./Secondary	East Stroudsburg
1995	Wide Receivers	Kutztown

BOWL RESULTS

Year	School	Bowl	Result (Opp.)
2011	Vanderbilt	Liberty	L, 24-31 (Cincinnati)
2012	Vanderbilt	Music City	W, 38-24 (N.C. State)
2013	Vanderbilt	BBVA Compass	W, 41-24 (Houston)
2014	Penn State	PinStripe	W, 31-30 (Boston College)
2015	Penn State	TaxSlayer	L, 17-24 (Georgia)
2016	Penn State	Rose	L, 49-52 (USC)

HEAD COACH JAMES FRANKLIN

CAREER AT A GLANCE

- Franklin enters his seventh year as a collegiate head coach, leading his first six squads to a bowl game with victories in three.
- Franklin is one of 12 current FBS head coaches to lead his teams to a bowl game in each of his first six seasons as a head coach.
- He owns a 51-30 career record, with five consecutive winning seasons.
- Franklin has led his teams to one Top 10 finish (Penn State) and three Top 25 finishes (2 at Vanderbilt; 1 at Penn State).
- Franklin has 22 years of coaching experience at the collegiate and NFL level.
- In his first five years as a head coach, Franklin mentored 24 players that have gone on to the NFL ranks.
- Franklin has secured Top 25 recruiting classes each of the last four seasons, including back-to-back Top 20 classes at Penn State.

NITTANY LIONS ON THE FIELD

- Franklin was named the 16th head football coach in the storied history of the Nittany Lion program on January 11, 2014.
- The Nittany Lions surged in 2016, winning nine consecutive games en route to the Big Ten Championship, a Rose Bowl berth and an 11-3 overall record.
- Penn State finished the season ranked No. 5 in the College Football Playoff Rankings and No. 7 in the Associated Press and Amway Coaches polls. It was Penn State's highest finish in the polls since 2005.
- The Nittany Lions claimed their fourth overall Big Ten Championship and first outright title since 1994 with a thrilling 38-31 comeback win over Wisconsin in the Big Ten Championship game.
- In 2016, Franklin was honored as the Sporting News National Coach of the Year and the Woody Hayes National Coach of the Year, as well as the Dave McLain Big Ten Coach of the Year and Associated Press Big Ten Coach of the Year.
- Franklin was also a finalist for the Paul "Bear" Bryant, Eddie Robinson and Associated Press National Coach of the Year awards.
- The 2016 season brought record-breaking performances from the Nittany Lions as the offense set marks for total offense (6,056), passing yards (3,650), points scored (526) and double-digit comeback wins (4).
- The Nittany Lions' +14.4 scoring improvement in 2016 ranked fourth in FBS and second among Autonomy 5 schools.
- Sophomore running back Saquon Barkley was selected as the Graham-George Big Ten Offensive Player of the Year, Big Ten Running Back of the Year and Chicago Tribune Silver Football winner for the conference's top player. He is the fourth Nittany Lion to win the Silver Football and first since 2009.

- First-year starting quarterback Trace McSorley was named the Grange-Griffin Big Ten Championship Game MVP, as well as earning Maxwell Club Tri-State Player of the Year and All-Big Ten second team honors. He was the first Penn State quarterback to win all-conference honors since Daryll Clark in 2009.
- Not to be outdone, the Nittany Lion defense finished seventh in FBS in tackles for loss (8.1) and 19th in sacks (2.86).
- Penn State posted back-to-back 40-sack seasons for the first time since 2005-07.
- Franklin guided the Nittany Lions to a 7-6 record in 2015 and a berth in the TaxSlayer Bowl.
- Under Franklin's tutelage, Carl Nassib claimed a trio of national awards -- Lombardi Award, Lott IMPACT Trophy and Ted Hendricks Award -- and became Penn State's 13th unanimous Consensus All-American.
- Nassib also led the nation in sacks with a school-record 15.5 in 2015.
- The 2015 season also saw Christian Hackenberg break every Penn State career passing record, including passing yards, passing touchdowns and completions, and true freshman Saquon Barkley break the freshman season rushing record with a 1,000-yard campaign.
- Barkley was named the Big Ten Network's Freshman of the Year and claimed second team All-Big Ten honors, while wide receiver Chris Godwin (second team) and defensive tackles Austin Johnson (second team) and Anthony Zettel (third team) also earned All-Big Ten accolades.
- Franklin's first season was bookended with a pair of thrilling victories for the Nittany Lions. The Penn State head coach's inaugural season began with a final-play 26-24 victory over UCF in Dublin, Ireland in Penn State's first-ever international game and ended with a comeback, a 31-30 overtime win over Boston College in the New Era PinStripe Bowl in Yankee Stadium. The Nittany Lions overcame a 14-point deficit late in the third quarter, tying the largest comeback in Penn State's bowl history.
- With the PinStripe Bowl win, Franklin became just the third Penn State coach to lead the team to at least seven wins in his first season, joining Dick Harlow (1915) and Bill O'Brien (2012).
- Franklin guided the Nittany Lions to a 4-0 start, joining Harlow as the only first-year Penn State coaches to win their initial four games.
- In Franklin's first season at Penn State, he helped Mike Hull to the Butkus-Fitzgerald Big Ten Linebacker of the Year award to carry on the "Linebacker U" tradition.
- Zettel earned All-Big Ten first team honors, while receiver DaeSean Hamilton garnered All-Big Ten second team accolades after pulling in 82 catches for 899 yards.

CAREER RECORD

Year	School	Overall	Conf.	Of Note
2011	Vanderbilt	6-7	2-6	lost to Cincinnati, 31-24; Liberty Bowl
2012	Vanderbilt	9-4	4-4	No. 23; def. North Carolina State, 38-24; Music City Bowl
2013	Vanderbilt	9-4	5-3	No. 20; def. Houston, 41-24; BBVA Compass Bowl
2014	Penn State	7-6	2-6	2nd PSU coach to start career 4-0; def. BC, 31-30 (OT) PinStripe Bowl
2015	Penn State	7-6	4-4	lost to Georgia, 24-17; TaxSlayer Bowl
2016	Penn State	11-3	8-1	Big Ten East & Big Ten Champions; lost to USC, 52-49; Rose Bowl
2017	Penn State	2-0	0-0	
Total (7 Years)		51-30	25-24	Six Bowl Appearances
Vanderbilt Record (3 Years)		24-15	11-13	Consecutive Top-25 Finishes for 1st Time in VU History
Penn State Record (4 Years)		27-15	14-11	Four Consecutive Bowl Appearances

NIITTANY LIONS IN THE CLASSROOM

- The 2015 fall semester saw the Nittany Lions post a record 56 squad members with at least a 3.0 grade-point average, marking the fifth consecutive semester (including summer sessions) the Nittany Lions have had more than 50 student-athletes with a 3.0 GPA or better.
- The 56 Nittany Lions with a 3.0 GPA or higher surpasses the mark of 55 set by the 2008 fall semester for the most 3.0 students in a semester in football program history.
- Additionally, 22 Nittany Lions earned Academic All-Big Ten recognition in 2015.
- Tyler Yazujian collected a berth on the CoSIDA Academic All-America® second team in 2015.
- A total of 23 Nittany Lions posted a 3.5 GPA or higher in the 2015 fall semester, with 19 earning Dean's List recognition for having 3.5 GPA or higher with 12 credits earned in undergraduate work.
- The Nittany Lion freshmen were impressive in the 2015 fall semester with 14 posting a 3.0 or higher.
- During Franklin's first fall semester on campus, the football student-athletes set program records with 25 student-athletes earning Dean's List recognition (3.5 GPA) and 57 players owning a cumulative 3.0 grade-point average (GPA) or higher after the 2014 fall semester.
- Additionally, 51 squad members compiled at least a 3.0 GPA in the fall of 2014, the third-highest semester total in program history.
- The spring of 2015 saw continued success in the classroom with 51 student-athletes compiling at least a 3.0 GPA, marking the first time in program history with 50 or more 3.0s in a spring semester.

NIITTANY LIONS IN THE COMMUNITY

- In the last two seasons, the Nittany Lions have completed more than 4,000 hours of community service.
- The Nittany Lions' community service activities include: Uplifting Athletes, THON, Pennsylvania Special Olympics Summer Games, State College Area Food Bank and Penn State Hershey Children's Hospital visits.
- The football team's 2,100 hours of community service in 2014-15 equate to nearly 40 percent of the 5,300 community service hours by Penn State student-athletes.
- The engaging and enthusiastic Franklin is a popular speaker and media interview subject. He was a guest analyst on ESPN's coverage from the site of college football's National Championship game, spending a day appearing on various ESPN platforms in 2013 and 2014. In 2015, Franklin joined the FOX studio crew for pregame, halftime and postgame coverage of the Big Ten Championship game.
- In February 2015, Franklin was the lone college head coach among the speakers and panelists at the prestigious MIT Sloan Sports Analytics Conference in Boston. He was a panelist for the session, "The Formula to Win: College Football Analytics," which was moderated by CNN anchor/reporter Rachel Nichols.

RECRUITING SUCCESS

- The Class of 2016 at Penn State finished in the Top 20, ranking as high as 18th by ESPN, and featured a pair of five-star recruits.
- In 2016, Franklin secured the No. 1 player in the state of Pennsylvania (Miles Sanders) for the first time since Jared Odrick (2006).
- The Nittany Lions laid claim to the No. 1 running back in the state of Pennsylvania in 2015 (Saquon Barkley) and 2016 (Sanders).
- Forty-three of the 70 signees under Franklin are from within a 350-mile radius of State College.
- In February 2015, the Nittany Lions' highly-regarded class of 25 signees was ranked in the Top 15 nationally by the four major recruiting services.
- Franklin and his staff organized a Top 25 recruiting class in short order after being hired at Penn State in January 2014.
- While at Vanderbilt, Franklin assembled a recruiting class that finished as high as 19th in 2014.
- In each of his three seasons in Nashville, Franklin signed classes that finished in the Top 50 nationally. Prior to Franklin's arrival, the Commodores average class rank was 64.6 since 2000 (based on 247Sports composite).

HELPING THE COMMODORES GET THEIR WINGS

- Franklin directed Vanderbilt to consecutive Top 25 finishes for the first time in the 124-year history of the program (No. 23/24 -- 2013 & No. 23/20 -- 2012).
- The Commodores finished 23rd in the final 2012 Associated Press poll, marking their first AP final ranking since 1948.
- Franklin's 24 wins tied Dan McGugin for the most by a Vanderbilt coach in his first three seasons.
- Franklin led Vanderbilt to a bowl game in each of his three seasons in Nashville, with the last two years resulting in wins over North Carolina State (Music City Bowl) and Houston (BBVA Compass Bowl). The Commodores had played in four bowl games all-time in the 121 seasons prior to his arrival, none in consecutive years.
- Vanderbilt has posted four nine-win seasons in program history, with Franklin's last two teams comprising half of the total.
- Over the last 20 games during the 2012-13 seasons, the Commodores' 16-4 record was second-best in the SEC to Alabama's 17-3 mark.
- Franklin guided the Commodores to a 6-6 regular-season record and earned a berth in the Liberty Bowl during his first season after inheriting a Vanderbilt team that finished 2-10 in both 2009 and 2010, including a 1-15 SEC mark.
- The 2011 bowl berth was Vanderbilt's second since 1983 and running back Zac Stacy broke the Commodores' season record with 1,193 rushing yards.

- The Commodores had a breakthrough campaign in 2012 under Franklin, finishing on a seven-game winning streak (longest since 1948) to post a 9-4 mark, Vanderbilt's most wins in 97 years, and a berth in the Music City Bowl, which VU defeated N.C. State, 38-24.
- A victory at Missouri sparked an 8-1 finish, which included three consecutive SEC road wins for the first time in program history.
- The Commodores were 5-3 in SEC play, winning five SEC games for the first time since 1935, and posted two shutouts for the first time since 1968.
- Franklin was among five finalists for the Bear Bryant National Coach of the Year award in 2012.
- Stacy became the first player in Vanderbilt history to rush for 1,000 yards in consecutive seasons, gaining 1,141 yards to finish with a school-record 3,143 yards and 30 rushing touchdowns.
- Wide receiver Jordan Matthews broke the Vanderbilt season receiving record with 1,363 yards on 94 catches.
- Vanderbilt continued its historic rise under Franklin during the 2013 season, capping a school-record second consecutive 9-4 campaign with a 41-24 win over Houston in the BBVA Compass Bowl.
- The Commodores defeated Florida, Georgia and Tennessee in the same season for the first time in program history, winning in Gainesville and Knoxville.
- Franklin helped Matthews develop into a two-time All-American and the SEC's career leader in receptions (262) and receiving yardage (3,759). Matthews broke the SEC season record with 112 receptions for 1,477 yards and seven touchdowns in 2013, becoming the first SEC receiver to make 100 catches in a season.

RISING UP THE RANKS

- Franklin began his coaching career as the wide receivers coach at Kutztown (Pa.) University (1995) and was a graduate assistant coach at his alma mater, East Stroudsburg (Pa.) University in 1996, working with the secondary.
- He then was the wide receivers coach at James Madison (1997), a graduate assistant (tight ends) at Washington State in 1998 and the wide receivers coach at Idaho State (1999).
- In 2000, Franklin was named the wide receivers coach at Maryland under head coach Ron Vanderlinden, who would go on to coach the Penn State linebackers from 2001-13.
- Franklin continued in that role under new head coach Ralph Friedgen in 2002 and '03 and helped the Terps to three consecutive 10-win seasons, including an appearance in the 2002 FedEx Orange Bowl. In 2003, Franklin added duties as recruiting coordinator and directed back-to-back recruiting classes ranked in the Top 25 nationally. Franklin and former Nittany Lion head coach Bill O'Brien (running backs) were Maryland assistant coaches in 2003 and '04 under Friedgen.
- After five successful years at Maryland, Franklin was named wide receivers coach on Mike Sherman's Green Bay Packers staff in 2005. During that season, Green Bay ranked third in the NFL in receptions (383) and seventh in receiving yards (3,766). Donald Driver was among the top receivers in the NFL, ranking second in receptions and eighth in receiving yards, with a then-career-high 86 catches for 1,221 yards.
- Franklin served as the offensive coordinator and quarterbacks coach at Kansas State during the 2006-07 seasons under head coach Ron Prince. In 2006, he helped the Wildcats to their first winning season in four years. Franklin coached quarterback Josh Freeman and oversaw an offense that produced a 3,000-yard passer (Freeman), 1,500-yard receiver (All-American wide receiver Jordy Nelson) and 1,000-yard rusher (James Johnson) during the 2007 season, a first in school history. Freeman would go on to become the Wildcats' highest NFL offensive draft pick since 1954 when the Tampa Bay Buccaneers selected him 17th overall in the 2009 NFL Draft.
- Franklin returned to Maryland in 2008 as the Terps' assistant head coach and offensive coordinator. He helped the Terrapins to victories in the 2008 Humanitarian Bowl and the 2010 Military Bowl. The 2010 squad was among the national leaders in scoring offense at 32.2 points per game and was led by ACC Rookie of the Year quarterback Danny O'Brien. He threw for 2,438 yards, 22 touchdowns and only eight interceptions in 2010, with All-ACC receiver Torrey Smith making 67 catches for 1,055 yards and 12 scores.
- In 1998, Franklin began his participation in the NFL's Minority Coaching Fellowship Program, starting with a stint with the Miami Dolphins and working with Hall of Fame quarterback Dan Marino. Franklin also worked with Donovan McNabb of the Philadelphia Eagles (1999) and Minnesota Vikings (2008) in the NFL program.

PLAYING CAREER

- Franklin was a four-year letterman at quarterback and a two-time All-PSAC selection at East Stroudsburg.
- He set seven school records as a senior to earn team MVP honors and was a Harlon Hill Trophy nominee as the NCAA Division II Player of the Year.
- Among the season records he set were for total offense (3,128 yards), passing yards (2,586) and touchdown passes (19).
- Franklin graduated having broken or tied 23 school records.
- Franklin was inducted into the East Stroudsburg Athletics Hall of Fame October 15, 2016.

PERSONAL

- Franklin graduated from East Stroudsburg in 1995 with a degree in psychology and earned a master's degree in educational leadership from Washington State University.
- Franklin graduated from Neshaminy High School in Langhorne.
- Franklin and his wife, Fumi, have two daughters, Shola and Addison.



LEADERSHIP



TEAM CAPTAINS ELECTED

Seniors **Marcus Allen, Jason Cabinda, Tyler Davis, Grant Haley and DaeSean Hamilton** and juniors **Saquon Barkley, Trace McSorley and Nick Scott** will serve as team captains for the 2017 season, as voted by their teammates.

Allen was selected third-team All-Big Ten by the conference's coaches and honorable mention by the media panel last season. He made a team- and career-high 110 tackles on the season to become the first Penn State safety to lead the team in tackles since Shawn Mayer (144) in 2002. For his career, Allen has 249 tackles, 13.0 tackles for loss, three forced fumbles, three fumble recoveries and eight pass breakups.

Cabinda garnered third-team All-Big Ten accolades from the conference coaches last season, despite missing five games due to injury. He posted eight tackles or more in all nine games he played in and has logged eight or more tackles in 11 of his last 13 games, dating back to 2015. Cabinda finished third on the squad with 81 tackles in 2016, after posting 100 stops in his sophomore season. For his career, Cabinda has 198 tackles, eight pass breakups, 3.5 sacks and 10.0 tackles for loss.

Davis earned the 2016 Vlade Award for the nation's most accurate kicker to go along with first-team All-Big Ten accolades from the conference coaches and second team accolades from the media. Davis led the Big Ten and was eighth nationally with a .917 field goal percentage and was second in the conference and 11th nationally in total points (128).

Haley was on the back-end of one of the most memorable plays of the 2016 season when he scooped up Marcus Allen's blocked field goal and ran 60 yards for the game-winning touchdown against No. 2 Ohio State. Haley also earned CoSIDA Academic All-District honors last season and has earned a spot on the Academic All-Big Ten team twice.

A fifth-year senior, Hamilton has 161 career catches, which ranks tied for fourth in program history, and he needs 19 receptions to break Deon Butler's career receptions record (179). He also ranks 10th on Penn State's all-time receiving yardage list (1,985) with catches against No. 13 Ohio State.

Barkley is a preseason first-team All-American for several publications. In 2016, Barkley claimed the Graham-George Big Ten Offensive Player of the Year, Ameche-Dayne Big Ten Running Back of the Year and the Chicago Tribune Silver Football for the Big Ten's best player last season. The junior back was second in the conference and 24th nationally with 106.9 rushing yards per game. His 1,496 yards in 2016 broke the Penn State sophomore season record and rank fifth on the single-season charts.

McSorley earned the Grange-Griffin Most Valuable Player award as MVP of the Big Ten Championship game after throwing for a Big Ten Championship game-record 384 yards and four touchdowns. He was also a second-team All-Big Ten choice by the conference's coaches and media. McSorley turned in one of the top QB campaigns in program history, breaking the Penn State season record for passing yards (3,614), passing touchdowns (29) and total offense records (3,979).

Scott has embraced his role as a leader on special teams. He appeared in 13 games last season and finished second on the squad with eight special teams tackles. Scott had a career-high three special teams tackles against Maryland in October. In 2016, Scott also returned six kickoffs for 138 yards (23.0 ypr).

LEADERSHIP COUNCIL ANNOUNCED

- The 30-member Leadership Council, which is comprised of 21 seniors, four juniors, three sophomores and two freshmen, serves as the voice for the team.
- This year's members are: seniors **Marcus Allen, Troy Apke, Saeed Blacknall, Jason Cabinda, Christian Campbell, Tyrell Chavis, Curtis Cothran, Parker Cothren, Desi Davis, Tyler Davis, Mike Gesicki, Grant Haley, DaeSean Hamilton, Cody Hodgins, Brendan Mahon, Josh McPhearson, Andrew Nelson, Tom Pancoast, Daniel Pasquariello, Brandon Smith and Mitchell Vallone**; juniors **Saquon Barkley, Trace McSorley, John Reid and Nick Scott**; sophomores **Ryan Bates, Juwan Johnson and Tommy Stevens**; and freshmen **Michal Menet and Jake Zembiec**.
- This group is not only charged with leading the team, but the expectation is to also uphold the program's four core values: positive attitude, great work ethic, compete in everything and must be willing to sacrifice. The Leadership Council meets at least twice a month in Franklin's office.

NATIONAL POLLS

PENN STATE IN THE POLLS

Date	AP	COACHES
Preseason	6	6
Week 2 (9/5)	4	4
Week 3 (9/10)	5	5
Week 4 (9/17)		
Week 5 (9/24)		

Week 6 (10/1)		
Week 7 (10/8)		
Week 8 (10/15)		
Week 9 (10/22)		

Week 10 (10/29)		
Week 11 (11/5)		
Week 12 (11/12)		
Week 13 (11/19)		
Week 14 (11/26)		
Week 15 (12/3)		

AP (Week 3)

1. Alabama (58)	2-0	1522
2. Oklahoma (2)	2-0	1447
3. Clemson (1)	2-0	1380
4. USC	2-0	1324
5. PENN STATE	2-0	1299
6. Washington	2-0	1124
7. Michigan	2-0	1107
8. Ohio State	1-1	1003
9. Oklahoma State	2-0	1002
10. Wisconsin	2-0	993
11. Florida State	0-1	944
12. LSU	2-0	935
13. Georgia	2-0	882
14. Louisville	2-0	658
15. Auburn	1-1	591
16. Virginia Tech	2-0	559
17. Miami	1-0	542
18. Kansas State	2-0	475
19. Stanford	1-1	364
20. TCU	2-0	352
21. Washington State	2-0	233
22. South Florida	2-0	188
23. Tennessee	2-0	159
24. Florida	0-1	146
25. UCLA	2-0	119

Others receiving votes: Utah 101, South Carolina 72, Colorado 66, West Virginia 63, Oregon 61, **Maryland 42**, Notre Dame 31, San Diego State 16, Houston 10, Mississippi State 3, Boise State 3, California 2, Vanderbilt 2, **Iowa 2**, Texas Tech 2, **Michigan State 1**

COLLEGE FOOTBALL PLAYOFF

Rankings will be issued six times in 2017, including Selection Day, Sunday, December 3. The dates will be as follows:

- October 31
- November 7
- November 14
- November 21
- November 28
- December 3 (Selection Day and Playoff Semifinal teams announced)
- For more information on rankings, the selection committee protocol and voting process, visit collegefootballplayoff.com.

AMWAY COACHES (Week 3)

1. Alabama (58)	2-0	1497
2. Clemson (2)	2-0	1386
3. Oklahoma	2-0	1385
4. USC	2-0	1308
5. PENN STATE	2-0	1256
6. Washington	2-0	1173
7. Michigan	2-0	1082
8. Oklahoma State	2-0	1026
9. Ohio State	1-1	962
10. Florida State	0-1	926
11. LSU	2-0	920
12. Wisconsin	2-0	919
13. Georgia	2-0	830
14. Louisville	2-0	658
15. Miami	1-0	551
16. Virginia Tech	2-0	509
17. Auburn	1-1	488
18. Kansas State	2-0	487
19. Stanford	1-1	372
20. TCU	2-0	271
21. South Florida	2-0	249
22. Washington State	2-0	244
23. Tennessee	2-0	219
24. Utah	2-0	182
25. Florida	0-1	134

Others receiving votes: West Virginia 74, Colorado 70, Oregon 68, UCLA 57, Mississippi State 37, South Carolina 27, **Maryland 26**, Notre Dame 24, San Diego State 19, Memphis 11, NC State 10, Minnesota 9, Houston 7, Navy 6, Vanderbilt 5, **Iowa 4**, Duke 3, Army 2, **Michigan State 2**, UCF 2, Kentucky 1, Boise State 1, Appalachian State 1



GEORGIA STATE NOTES

HEAD COACH SHAWN ELLIOTT

- Shawn Elliott, formerly the co-offensive coordinator and offensive line coach at South Carolina, is in his first season as the head coach at Georgia State.
- Elliott worked the last seven seasons at South Carolina under Will Muschamp and Steve Spurrier, highlighted by three consecutive 11-win seasons from 2011-13 during the most successful run in the Gamecocks' history. He served as the interim head coach following Spurrier's retirement midway through the 2015 season.
- Before going to South Carolina in 2010, Elliott served 13 seasons as an assistant coach at Appalachian State. He was an integral part of App State's three consecutive NCAA titles from 2005-07, as well as the Mountaineers' historic upset at Michigan in 2007.

SCOUTING THE PANTHERS

- Georgia State is in its eighth season of football and fifth as a member of the Sun Belt Conference. The Atlanta-based school began play in the Georgia Dome, but will now play in Georgia State Stadium, which was formerly Turner Field.
- Georgia State has played a Power 5 conference team in seven of the program's eight seasons. Penn State is GSU's second Big Ten opponent after the Panthers fell to Wisconsin, 23-17, last season.
- Georgia State is playing its second game of the season after opening with a 17-10 loss to Tennessee State Aug. 31. It was the inaugural game at Georgia State Stadium and the debut for GSU head coach Shawn Elliott.
- GSU quarterback Conner Manning completed 14-of-17 passes for 159 yards but left the game in the third quarter due to injury. Taz Bateman caught six passes for 74 yards and a touchdown and rushed 11 times for 31 yards.

PENN STATE VS. THE PEACH STATE

- The Georgia State game is Penn State's 10th all-time against a team from Georgia. The previous nine games were all against Georgia Tech (7) and Georgia (2).
- The Nittany Lions are 5-4 against the two Georgia teams, with a 4-3 mark against Georgia Tech, a win over Georgia in the 1983 Sugar Bowl to clinch the 1982 National Championship and a loss to Georgia in the 2016 TaxSlayer Bowl.
- Penn State's last regular season game against a team from Georgia was the 1991 season opener, as No. 7 Penn State defeated No. 8 Georgia Tech, 34-22, in Giants Stadium.
- The last time a team from Georgia visited Happy Valley was in 1923, when Penn State defeated Georgia Tech, 7-0 before a crowd of 10,000 in New Beaver Field.

PENN STATE VS. THE SUN BELT

- Penn State is playing a Sun Belt Conference team for the third time in its history, however both of the teams the Nittany Lions played, FIU and Louisiana Tech, are now members of Conference USA.
- When they were members of the Sun Belt, Penn State defeated Louisiana Tech, 67-7, in 2000 and FIU, 59-0, in 2007.
- The Nittany Lions have one previous game against the current alignment of the Sun Belt, facing Coastal Carolina in 2008. The Chanticleers were an FCS school at the time and are beginning their first season in the Sun Belt this year.
- Penn State will face another Sun Belt team in 2018, opening the season by hosting Appalachian State.

PENN STATE-GEORGIA STATE CONNECTIONS

- PSU junior wide receiver **Christopher Welde** and senior defensive tackle **Curtis Cothran** and Georgia State freshman offensive lineman Pat Bartlett all attended Council Rock North H.S. in Newtown, Pa.

NITTANY LIONS FROM GEORGIA

- K **Alex Barbir** - Cumming, Ga./South Forsyth
- CB **DJ Brown** - College Park, Ga./Creekside
- P/K **Blake Gillikin** - Smyrna, Ga./The Westminster Schools
- CB **Grant Haley** - Atlanta, Ga./The Lovett School

LIONS UNDER THE LIGHTS

- The 2017 season marks the 17th straight with at least one regular season night game on the schedule, and the 10th since 2000 with multiple night games in the same season.
- The Georgia State game is Penn State's first prime time game of the season, and the Nittany Lions will stay in primetime the following week at Iowa.
- It will mark the first time since 2014 that Penn State has played consecutive night games (at Michigan; vs. Ohio State).
- The Georgia State and Iowa games are the only night games presently on the regular season schedule, but five of the nine remaining game times are to be determined.
- Last season, Penn State went 4-0 in night games.
- Most recently, the Lions rallied past No. 6 Wisconsin, 38-31 in the Big Ten Championship Game in Lucas Oil Stadium in Indianapolis, to improve its night game record to 46-29.
- All-time Penn State is 12-10 at home, 21-12 on the road and 13-7 in neutral site games. Penn State is 1-1 at regular season neutral sites, 11-6 in bowl games and 1-0 in conference championship games.
- The 2016 Iowa game was Penn State's first regular season night game in November since Nov. 14, 1987 at Pitt, and the game against Rutgers (Nov.19) was the latest regular season night game since Nov. 23, 1985 at Pitt.
- It was also the first time Penn State has played two primetime games in November.
- Penn State opened its primetime slate with its annual White Out game against Ohio State. It was the eighth primetime clash since 2005 and the fifth consecutive. Penn State rallied from 14 points down in the fourth quarter against then-No. 2 Ohio State for a victory.
- The Lions' night games since 2000 include: Ohio State, Iowa, Rutgers and Wisconsin (2016); Ohio State and Rutgers (2015); Boston College (Pinstripe Bowl), Ohio State, Michigan and Rutgers (2014); Ohio State, Michigan and UCF (2013); Iowa and Ohio State (2012); Northwestern (2011); Alabama, Iowa and Michigan (2010); Iowa (2009); Illinois, Wisconsin and Ohio State (2008); Notre Dame, Ohio State and Texas A&M (2007); Michigan (2006); Illinois, Ohio State and Florida State (2005); Minnesota and Boston College (2004); Nebraska (2002 and '03), Miami (Fla.) (2001) and Indiana (2000).
- On Oct. 12, 2013, the Nittany Lions claimed the longest game in Big Ten history when they edged Michigan under the lights, 43-40, in front of a sellout Beaver Stadium crowd of 107,844 on Homecoming.

POPULAR NITTANY LIONS

- The attendance of 109,898 for the Pitt game was the seventh-largest crowd in Beaver Stadium history and the largest since Penn State faced Ohio State in 2009 in front of 110,033 in 2009.
- It was the 15th-largest crowd to ever watch a Penn State football game.
- The crowd set a record for the current configuration of Beaver Stadium, which has had a capacity of 106,572 since 2011.
- The Penn State Student Section sold out more than 21,000 tickets in just 89 minutes, highlighted by the sold-out allotments of the senior (20), junior (10) and freshmen (15) classes in less than 20 minutes each.
- The Penn State Student Section has consistently sold out for four decades, showing the unwavering passion and dedication of Penn State students.
- Penn State sold more than 9,000 new season football tickets for the 2017 campaign. The season ticket renewal rate topped 95 percent to help the Nittany Lions exhaust their season ticket allotment for the first time since 2008.

See *Packing the Stadium* on Page 7

NEW OPPOSITION

From Bellefonte Academy to USC, Penn State has played 155 opponents in its long history. Georgia State will be the 156th. Since 2000, Penn State has faced 13 new opponents, winning all but the first against Toledo in 2000. Most recently, the Nittany Lions defeated San Diego State, 48-7, in 2015.

Year	Opponent	Result
2015	San Diego State	Penn State, 37-21
2014	Massachusetts	Penn State, 48-7
2011	Indiana State	Penn State, 41-7
2009	Eastern Illinois	Penn State, 52-3
2008	Oregon State	Penn State, 45-14
2008	Coastal Carolina	Penn State, 66-10
2007	Florida International	Penn State, 59-0
2006	Youngstown State	Penn State, 37-3
2005	Central Michigan	Penn State, 40-3
2005	South Florida	Penn State, 23-13
2002	UCF	Penn State, 27-24
2000	Louisiana Tech	Penn State, 67-7
2000	Toledo	Toledo, 24-6

New opponents are also on future schedules.

Year	Opponent	Date
2018	Appalachian State	Sept. 1
2019	Idaho	Aug. 31
2020	Virginia Tech	Sept. 12
2021	Ball State	Sept. 11

PACKING THE STADIUM

TOP 10 BEAVER STADIUM CROWDS

Rk.	Attend.	Date	Opponent	Result
1.	110,753	Sept. 14, 2002	Penn State 40, Nebraska 7	
2.	110,134	Oct. 27, 2007	Ohio State 37, Penn State 17	
3.	110,078	Sept. 8, 2007	Penn State 31, Notre Dame 10	
4.	110,033	Nov. 7, 2009	Ohio State 24, Penn State 7	
5.	110,017	Oct. 18, 2008	Penn State 46, Michigan 17	
6.	110,007	Oct. 14, 2006	Michigan 17, Penn State 10	
7.	109,898	Sept. 9, 2017	Penn State 33, Pitt 14	
8.	109,865	Nov. 5, 2005	Penn State 35, Wisconsin 14	
9.	109,845	Nov. 22, 2008	Penn State 49, Michigan State 18	
10.	109,839	Oct. 8, 2005	Penn State 17, Ohio State 10	

LARGEST CROWDS TO WATCH PENN STATE

Rk.	Attend.	Date	Opponent	Stadium
1.	113,085	Oct. 11, 2014	Michigan	Michigan Stadium
2.	111,502	Oct. 12, 2002	Michigan	Michigan Stadium
3.	111,310	Sept. 22, 2007	Michigan	Michigan Stadium
4.	111,249	Oct. 15, 2005	Michigan	Michigan Stadium
5.	111,019	Nov. 7, 1998	Michigan	Michigan Stadium
6.	110,803	Nov. 11, 2000	Michigan	Michigan Stadium
7.	110,753	Sept. 14, 2002	Nebraska	Beaver Stadium
8.	110,337	Oct. 24, 2009	Michigan	Michigan Stadium
9.	110,319	Sept. 24, 2016	Michigan	Michigan Stadium
10.	110,134	Oct. 27, 2007	Ohio State	Beaver Stadium
11.	110,078	Sept. 8, 2007	Notre Dame	Beaver Stadium
12.	110,033	Nov. 7, 2009	Ohio State	Beaver Stadium
13.	110,017	Oct. 18, 2008	Michigan	Beaver Stadium
14.	110,007	Oct. 14, 2006	Michigan	Beaver Stadium
15.	109,898	Sept. 9, 2017	Pitt	Beaver Stadium

BEAVER STADIUM ATTENDANCE RECORDS

Capacity	Record	Date	Result
46,284	50,144	Nov. 21, 1964	Penn State 28, Pittsburgh 0
48,284	52,713	Oct. 11, 1969	Penn State 20, West Virginia 0
57,723	61,325	Sept. 13, 1975	Penn State 34, Stanford 14
60,203	62,554	Sept. 17, 1977	Penn State 31, Houston 14
76,639	78,019	Nov. 4, 1978	Penn State 27, Maryland 3
83,370	86,309	Oct. 22, 1983	Penn State 41, West Virginia 23
93,967	97,498	Nov. 9, 1997	Michigan 34, Penn State 8
107,282	110,753	Sept. 14, 2002	Penn State 40, Nebraska 7
106,572	109,898	Sept. 9, 2017	Penn State 33, Pitt 14



THIS DAY IN HISTORY

SEPTEMBER 16

RECORD: 5-2
STREAK: W1

Year	Site	Result
1905	H	Penn State 23, Lebanon Valley 0
1972	A	Tennessee 28, Penn State 21
1978	A	Penn State 19, Ohio State 0
1989	H	Penn State 42, Temple 3
1995	H	Penn State 66, Temple 14
2000	H	Pitt 12, Penn State 0
2006	H	Penn State 37, Youngstown State 3

NOTABLE

- Penn State's win over Lebanon Valley in 1905 was the first of a then-team record eight wins on the season.
- The last time Penn State shutout Ohio State was on this day in 1978. It was the third shutout for the Nittany Lions against OSU, while the Buckeyes have never blanked Penn State.

RECORD BREAKDOWN

Overall Record	2-0
Day Games	2-0
Night Games (6 p.m. or later)	0-0
TV Games	2-0
ABC	2-0
Scoring First	2-0
Opponent Scoring First	0-0
Leading at the Half	2-0
Trailing at the Half	0-0
Tied at the Half	0-0
Leading after Third Qtr.	2-0
Trailing after Third Qtr.	0-0
Tied after Third Qtr.	0-0
Overtime Games	0-0
Scoring less than 20 pts.	0-0
Scoring 20-29 points	0-0
Scoring 30-39 Points	1-0
Scoring 40+ Points	1-0
Allowing 10 points or less	1-0
Allowing 11-20 points	1-0
Allowing 21-30 points	0-0
Allowing 31+ points	0-0
Rushing for less than 100 yds.	0-0
Rushing for 100-199 yds	1-0
Rushing for 200-299 yds	1-0
Rushing for 300+ yds	0-0
Passing for less than 200 yds.	1-0
Passing for 200-299 yds.	0-0
Passing for 300-399 yds.	1-0
Passing for 400+ yds	0-0
Totalling less than 300 yds total offense.	0-0
300-399 yds of total offense.	1-0
400-499 yds of total offense.	0-0
500+ yds of total offense	1-0
Allowing less than 100 yds rushing	1-0
Allowing more than 100 yds rushing	1-0
Allowing less than 300 yds total offense	1-0
Allowing 300+ yds total offense	1-0
Having a 100-yd rusher	1-0
Having two 100-yd rushers.	0-0
Not having a 100-yd rusher	1-0
Opp. having a 100-yd rusher	0-0
No turnovers	0-0
1-3 turnovers	2-0
3+ turnovers	0-0
No takeaways	0-0
1 or 2 takeaways	1-0
3 or more takeaways	1-0
More than 30:00 of possession	0-0
Less than 30:00 of possession	2-0

HIGHLIGHTS

TOP FIVE

- Entering Week 3, Penn State is ranked No. 5 in both the Associated Press and USA Today/Amway Coaches Polls.
- The No. 5 ranking marks the second consecutive week Penn State has been ranked in the Top Five of both polls - a feat not accomplished since the third and fourth weeks of 2009.

HOME IN HAPPY VALLEY

- Penn State's nine-game home win streak is tied for the longest active streak in FBS.
- The Nittany Lions went 7-0 at home in 2016 for the first time since 2008 and the fifth time in the Big Ten era (1994, 1998, 2005, 2008, 2016).
- Penn State's nine-game home winning streak is the longest since winning 11-straight from 2007-09 and is the fifth-longest since joining the Big Ten Conference.
- Dating back to 2015, Penn State has won 15 out of its last 16 home games.

STREAKING

- Penn State QB **Trace McSorley** and running back **Saquon Barkley** both have active touchdown streaks that rank among longest in FBS.
- Barkley is tied with USC's Ronald Jones for the longest active streak of games with a rushing TD at nine.
- It is the longest streak at Penn State since Larry Johnson had 11 games in a row with a rushing touchdown in 2002.
- McSorley has thrown a touchdown pass in 17 consecutive games, dating to the 2016 TaxSlayer Bowl, extending his Penn State record.
- McSorley's consecutive games with a touchdown pass streak is the third-longest active streak in FBS.

23	Chase Litton, Marshall
18	Brent Stockstill, Middle Tennessee
17	Trace McSorley, Penn State
14	David Blough, Purdue

HOME SWEET HOME

With a 279-72 all-time record in Beaver Stadium, PSU owns the eighth-best winning percentage (.795) in its current home venue amongst current FBS schools and leads the Big Ten. Only Alabama (.824) and Oklahoma (.810) have higher winning percentages in facilities older than Beaver Stadium.

School	Stadium Name (Opened)	Rec	Win %
1. Colorado State	Hughes Stadium (2017)	2-0	1.000
2. Houston	TDECU Stadium (2014)	18-3	.857
3. Ga. Southern	Paulson Stadium (1984)	186-36	.836
4. Marshall	Joan C. Edwards Stadium (1991)	152-30	.835
5. Boise State	Albertsons Stadium (1970)	255-53	.828
6. Alabama	Bryant-Denny Stadium (1929)	253-53-3	.824
7. Oklahoma	Gaylord Family-Oklahoma Memorial Stadium (1923)	386-85-15	.810
8. Penn State	Beaver Stadium (1960)	280-72	.795
9. Auburn	Jordan-Hare Stadium (1939)	312-81-7	.789
10. Ohio State	Ohio Stadium (1922)	430-112-20	.783
11. Tennessee	Neyland Stadium (1921)	461-124-17	.780

DISCIPLINED

- Penn State has been one of the most disciplined teams through the first two weeks of the season, averaging just 3.0 penalties per game to lead the Big Ten and rank in a tie for third in FBS.
- Navy leads the country with 1.0 per game and Fresno State is second with 2.0 per game, while Ball State, South Alabama, Pitt and Arizona State are all tied with the Nittany Lions at 3.0.
- Penn State had five penalties in the season opener against Akron, but just one against Pitt.
See National Nits on Page 10

PENN STATE IN 25TH BIG TEN SEASON

- After 106 years as an independent in football, Penn State began play in the Big Ten Conference in 1993 and will play its 25th season in the conference in 2017.
- The Nittany Lions were Big Ten Champions in 1994 and 2016 and shared the title in 2005 and 2008. Penn State has played in the Rose Bowl three times as a member of the Big Ten, beating Oregon to win the 1995 Rose Bowl and playing USC in the 2009 and 2017 Rose Bowls.

MILESTONE WATCH

- Running back **Saquon Barkley** is 168 yards shy of 3,000 career rushing yards.
- Safety **Marcus Allen** is 36 tackles shy of 300 for his career.
See Records Watch on Pages 26-28

MILESTONES ACHIEVED

- **Mike Gesicki's** 39 receiving yards against Pitt give him 1,015 for his career, making him the 25th person to have more than 1,000 career receiving yards at Penn State.
- Head coach **James Franklin** earned his 50th career victory with the Nittany Lions season opening win.
- With 74 receiving yards against Akron, **DaeSean Hamilton** surpassed 2,000 yards for his career.
- **Trace McSorley** surpassed 4,000 career passing yards with 280 against Akron.
- **Jason Cabinda** surpassed 200 career tackles for his career with three against Akron.
See Records Watch on Pages 26-28

ON TV

- Penn State has had 282 of its last 284 games televised, including 175 consecutive games.
- Over the last 13 seasons, every Penn State game has aired on either ABC, FOX, BTN, NBC or an ESPN channel.

WINNING WAYS

- Penn State is one of eight FBS teams to have posted winning records each of the last 12 years (Wisconsin, Virginia Tech, Boise State, Oklahoma, USC, Florida State, LSU).
- Penn State's nine-game winning streak last season was its longest overall since doing the same in 2008. Penn State has not won 10-straight games in a single-season since going 12-0 in 1994.
- Before 2016, the 2009 season marked the last time Penn State earned double-digit wins in a single season.
- The Lions posted their 16th 11-win season overall last year. It marked the sixth time in the Big Ten era that Penn State had reached at least 11 wins:

11-Plus Win Seasons (Big Ten era)

1994	12-0
1996	11-2
2005	11-1
2008	11-2
2009	11-2
2016	11-3

STAYING INTACT

The Nittany Lions have greatly improved their experienced depth from recent years, returning ...

Offensively:

- 99.2 percent of their rushing yards.
- 72.8 percent of their receiving yards.
- 87.4 percent of their scoring.

Defensively:

- 72.1 percent of its tackles.
- 52.5 percent of its sacks.
- 64.2 percent of its tackles for loss.
- 71.4 percent of its defensive turnovers.

On special teams:

- 100 percent of their punting yardage.
- 100 percent of their kicking points.
- 100 percent of their kickoff return yardage.
- 83.5 percent of their punt return yardage.

NITTANY LION DEBUTS

- A total of 16 Nittany Lions made their debuts in the season opener, including three true freshmen, 10 redshirt freshmen, a sophomore and two juniors.
- True freshmen included: CB **Tariq Castro-Fields**, CB **Lamont Wade** and DE **Yetur Gross-Matos**.
- Redshirt freshmen included: CB **Zech McPhearson**, DE **Shane Simmons**, OL **Will Fries**, OL **Alex Gellerstedt**, DE **Shaka Toney**, DT **Ellison Jordan**, K **Alex Barbir**, DT **Antonio Shelton**, OL **Michael Menet** and DT **Daniel Joseph**.
- Sophomore S **John Petrishen** and juniors LB **Jason Vranic** and LS **Kyle Vasey**.



SAQUON BARKLEY

BARKLEY IN THE RECORD BOOKS

- Running back **Saquon Barkley** has placed his name all over the Penn State record books.
- Barkley's 88 rushing yards against Pitt give him 2,832 for his career, which moves him into ninth place at Penn State. He passed Matt Suhey (2,818) and Ki-Jana Carter (2,829) in the Pitt game, and trails Lydell Mitchell (2,934 yards) for eighth place.
- Barkley rushed for 172 yards in the season opener against Akron, which marked the 11th 100-yard rushing game of his career and is tied for 10th place at Penn State with D.J. Dozier and Zach Zwinak.
- Barkley is one of just eight Nittany Lions to post multiple 200-yard rushing games.
- Barkley is one rushing touchdown shy of cracking the Top Five career list at Penn State. Currently totaling 28 career rushing touchdowns, which is good for eighth place in the Penn State annals, he trails three players for fifth place with 29 career rushing touchdowns.
- Barkley had 183 all-purpose yards against Pitt (88 rushing, 45 receiving and 50 return), which gives him 3,638 for his career (2,832 rushing, 662 receiving, 144 return), to rank 13th at Penn State. Ahead of him in 12th place is John Cappelletti with 3,735 all-purpose yards (2,639 rushing, 207 receiving, 889 return).
- Barkley's 12 points against Pitt give him 204 for his career, tying him for 11th place at Penn State with Ki-Jana Carter. Barkley trails Massimo Manca and Larry Johnson, who are tied for ninth place with 206 points.
- Barkley had the 10th multi-touchdown game of his career with two scores against Pitt.
- In the season opener against Akron, Barkley's two rushing touchdowns marked his seventh multiple-rushing touchdown game (2 as a freshman, 4 as a sophomore, 1 as a junior).
See Records Watch on Pages 26-28

BARKLEY ALL-PURPOSE

- **Saquon Barkley** is doing it all this season, from running to pass catching to returning, and he ranks second in FBS with 214.5 all-purpose yards per game through two weeks.
- Barkley is trailing San Diego State's Rashaad Penny, who is averaging 284.0 all-purpose yards through the first two weeks. Iowa's Akrum Wadley (203.0) is the only other FBS player to currently average more than 200 all-purpose yards.
- Barkley totaled 183 all-purpose yards (88 rushing, 45 receiving, 50 returning) in his most recent outing against Pitt. The totals included a career-long 46-yard reception on a touchdown grab in the third quarter. He was named to the Paul Hornung Weekly Honor Role for his efforts, which recognizes athletes that show outstanding versatility in college football each week.
See Honors & Awards on Page 11
- With 246 yards, Barkley totaled the second-most FBS all-purpose yards in the opening week, earning 172 yards on 14 carries with two touchdowns, 54 yards on three receptions and 20 yards on a kickoff return against Akron. His rushing total of 172 yards ranked 13th for the week.
- His four total touchdowns rank in ties for first in the Big Ten and 10th in FBS.
See National Nits on Page 10

PICKING UP CHUNKS - BARKLEY

- **Saquon Barkley** is among the leaders in long scrimmage plays and long rushing plays.
- Barkley leads the Big Ten and ranks tied for third in FBS with six scrimmage plays of 20 or more yards. He is also one of seven players in FBS to tally an 80-yard play this season.

Distance	Plays	FBS	B1G
20+ Yards	6	t-3	1
30+ Yards	4	t-2	t-1
40+ Yards	3	t-3	2
50+ Yards	1	t-20	t-3
60+ Yards	1	t-9	t-2
70+ Yards	1	t-2	t-1
80+ Yards	1	t-1	t-1

- Barkley is tied for the Big Ten lead with Maryland's Ty Johnson and ranks tied for fourth in FBS with four rushing plays of 20 or more yards. He is also one of two players in FBS to tally an 80-yard rush this season.

Distance	Plays	FBS	B1G
20+ Yards	4	t-4	t-1
30+ Yards	2	t-7	t-2
40+ Yards	1	t-18	t-3
50+ Yards	1	t-12	t-2
60+ Yards	1	t-5	t-1
70+ Yards	1	t-1	t-1
80+ Yards	1	t-1	1

See Long Plays on Pages 53-54.

- Barkley leads the Big Ten and ranks seventh in FBS averaging 9.29 yards per carry and his 130.0 rushing yards per game are third in the Big Ten and 17th in FBS.

See National Nits on Page 10

GOING 80

- RB **Saquon Barkley's** 80-yard rush in the second quarter against Akron was the second-longest of his career and tied for the 10th-longest in program history. His career long is an 81-yard dash in 2016 at Purdue.
- Barkley and Ki-Jana Carter are the only players in program history to have multiple 80-yard rushes in their career. Barkley has two career 80-plus yard rushes and Carter had three.
See Records Watch on Pages 26-28

200 CLUB

- **Saquon Barkley** is one of 10 active FBS players with multiple career 200-yard rushing games.
- Ray Lawry (Old Dominion) and Larry Rose III (New Mexico State) lead the group with four 200-plus yard rushing performances, while Barkley and the other seven have two such performances.
- Joining Barkley are D'Angelo Brewer (Tulsa), Rashaad Penny (San Diego State), Diocemy Saint Juste (Hawaii), Damarea Crockett (Missouri), Derris Guice (LSU), Trayveon Williams (Texas A&M) and Justin Crawford (West Virginia).
- Both of Barkley's 200-yard rushing efforts were in 2016 (202 yds vs. Maryland; 207 yds at Purdue).

WINNINGEST PROGRAMS

In its 131st season of varsity football, Penn State has posted 869 victories to rank No. 8 in the nation. The Lions' success is not solely due to longevity though, as Penn State also ranks in the Top 10 in all-time winning percentage. As of Sept. 9, 2017.

TOTAL VICTORIES

1. Michigan (138)	Big Ten	937
2. Notre Dame (129)	Independent	897
3. Texas (129)	Big 12	892
4. Nebraska (128)	Big Ten	890
5. Ohio State (128)	Big Ten	887
6. Alabama (123)	SEC	880
7. Oklahoma (123)	Big 12	874
8. PENN STATE (131)	Big Ten	869
9. Tennessee (121)	SEC	831
10. USC (124)	Pac-12	825

WINNING PERCENTAGE (YEARS - MIN 25 IN D1)

1. Michigan (138)	Big Ten	.731
2. Notre Dame (129)	Independent	.728
3. Boise State (50)	Mountain West	.7234
4. Ohio State (128)	Big Ten	.7233
5. Oklahoma (123)	Big 12	.722
6. Alabama (123)	SEC	.721
7. Texas (125)	Big 12	.706
8. USC (124)	Pac-12	.701
9. Nebraska (128)	Big Ten	.698
10. PENN STATE (131)	Big Ten	.687
11. Tennessee (121)	SEC	.6811
12. Florida State (71)	ACC	.6807
13. LSU (124)	SEC	.651
14. Georgia (124)	SEC	.650
15. Georgia Southern (54)	Sun Belt	.641

THE ALL-TIME AP COLLEGE FOOTBALL POLL

The Associated Press updated its "All-Time AP Poll" this summer. Its formula counted poll appearances (1 point), No. 1 rankings (2 points) and AP championships (10 points). The first poll was in 1936. Entering 2017, Penn State has been ranked 597 times (53.4% of all polls), have been voted No. 1 19 times and won two AP National Championships.

1. Ohio State	Big Ten	1,128
2. Oklahoma	Big 12	1,070
3. Notre Dame	Independent	1,045
4. Alabama	SEC	1,039
5. USC	Pac-12	980
6. Nebraska	Big Ten	913
7. Michigan	Big Ten	910
8. Texas	Big 12	826
9. Florida State	ACC	730
10. Florida	SEC	689
11. LSU	SEC	668
12. PENN STATE	Big Ten	655
13. Miami	ACC	649
14. Tennessee	SEC	635
15. Auburn	SEC	580
16. Georgia	SEC	577
17. UCLA	Pac-12	536
18. Texas A&M	SEC	489
19. Michigan State	Big Ten	448
20. Washington	Pac-12	446
21. Clemson	ACC	439
22. Arkansas	SEC	418
23. Pittsburgh	ACC	358
24. Wisconsin	Big Ten	351
25. Iowa	Big Ten	334

AT THE START

Opponent	Coin Toss	Choice	PSU 1st Drive	Opponent 1st Drive	Game Captains
AKRON	Won	Defer - Kicked Off	Interception	Punt	Jason Cabinnda, DaeSean Hamilton, Trace McSorley, Nick Scott
PITTSBURGH	Won	Defer - Kicked Off	Touchdown	Interception	Marcus Allen, Tyler Davis, Grant Haley, Saquon Barkley
GEORGIA STATE					
at Iowa					
INDIANA					
at Northwestern					
MICHIGAN					
at Ohio State					
at Michigan State					
RUTGERS					
NEBRASKA					
at Maryland					



NATIONAL NITS

Below is a list of Penn State players that rank among the top-100 individuals and top-50 teams in the most recent season statistical rankings. Rankings listed NCAA/Big Ten Statistics current as of Sept. 9, 2017

- S Troy Apke
 - Interceptions Per Game - 0.5 (32/t-1)
 - Total Interceptions - 1 (21/t-1)
- RB Saquon Barkley
 - All-Purpose - 214.5 (2/1)
 - Combined Kick Returns - 70 (91/14)
 - Kickoff Returns - 23.3 (40/6)
 - Points Responsible For - 24 (54/8)
 - Points Responsible For Per Game - 12.0 (57/8)
 - Rush Yards Per Carry - 9.29 (7/1)
 - Rushing TDs - 3 (15/3)
 - Rushing Yards - 260 (14/3)
 - Rushing Yards Per Game - 130.0 (17/3)
 - Scoring - 12.0 (17/2)
 - Total Points Scored - 24 (17/2)
 - Total Touchdowns - 4 (10/t-1)
- DE Ryan Buchholz
 - Forced Fumbles - 0.5 (24/3)
- CB Christian Campbell
 - Passes Defended - 2.0 (12/3)
- DT Tyrell Chavis
 - Tackles For Loss - 1.5 (60/5)
- K Tyler Davis
 - Field Goal Percentage - .667 (56/8)
 - Field Goals Per Game - 1.0 (48/5)
- TE Mike Gesicki
 - Points Responsible For - 24 (54/8)
 - Points Responsible For Per Game - 12.0 (57/8)
 - Receiving TDs - 4 (4/1)
 - Receptions Per Game - 5.0 (77/9)
 - Scoring - 12.0 (17/2)
 - Total Touchdowns - 4 (10/t-1)
- P Blake Gillikin
 - Punting - 44.9 (22/4)
- CB Grant Haley
 - Interceptions Per Game - 0.5 (32/t-1)
 - Total Interceptions - 1 (21/t-1)
- WR DaeSean Hamilton
 - Yards Per Reception - 19.83 (56/4)
- WR Juwan Johnson
 - Yards Per Reception - 17.60 (73/8)
- QB Trace McSorley
 - Completion Percentage - .623 (57/4)
 - Completions Per Game - 16.5 (65/8)
 - Passing Efficiency - 156.2 (29/3)
 - Passing Touchdowns - 5 (16/2)
 - Passing Yards - 444 (51/6)
 - Passing Yards Per Game - 222.0 (54/6)
 - Passing Yards Per Completion - 13.45 (39/4)
 - Points Responsible For - 36 (16/2)
 - Points Responsible For Per Game - 18.0 (16/2)
 - Rush Yards Per Carry - 5.65 (49/7)
 - Total Offense - 278.5 (33/3)
 - Yards Per Pass Attempt - 8.38 (34/3)
- DE Shareef Miller
 - Sacks - 1.0 (24/5)
 - Tackles For Loss - 1.5 (60/5)
- CB Amani Oluwariye
 - Interceptions Per Game - 0.5 (32/t-1)
 - Passes Defended - 1.5 (34/5)
 - Total Interceptions - 1 (21/t-1)
- WR/PR DeAndre Thompkins
 - Combined Kick Returns - 158 (19/2)
 - Punt Return TDs - 1 (2/t-1)
 - Punt Returns - 22.6 (5/1)
- DT Robert Windsor
 - Forced Fumbles - 0.5 (24/3)
 - Fumbles Recovered - 1 (4/2)
- TEAM
 - Fewest Penalties - 6 (7/1)
 - Fewest Penalties Per Game - 3.0 (3/1)
 - Fewest Penalty Yards - 60 (14/2)
 - Fewest Penalty Yards Per Game - 30.0 (8/2)
 - Fumbles Lost - 0 (t-1/t-1)
 - Kickoff Returns - 23.3 (39/4)
 - Passing Yards Per Completion - 13.50 (39/5)
 - Red Zone Offense - 30.0 (42/6)
 - Rushing Offense - 197.5 (49/7)
 - Sacks Allowed - 0.5 (9/2)
 - Scoring Offense - 42.5 (23/3)
 - Team Passing Efficiency - 151.40 (37/5)
 - Turnovers Lost - 2 (29/3)
 - Winning Percentage - 1.000 (t-1/t-1)
 - 3rd Down Conversion Pct Defense - .265 (29/5)
 - Fumbles Recovered - 1 (50/7)
 - Net Punting - 42.4 (27/3)
 - Passes Intercepted - 3 (10/1)
 - Passing Yards Allowed - 136.5 (22/2)
 - Punt Return Defense - 0.0 (6/t-1)
 - Punt Returns - 20.13 (10/2)
 - Red Zone Defense - .750 (37/5)
 - Rushing Defense - 114.0 (47/10)
 - Scoring Defense - 7.0 (7/1)
 - Team Passing Efficiency Defense - 78.47 (7/2)
 - Team Sacks - 4.00 (10/3)
 - Team Tackles For Loss - 11.5 (1/1)
 - Total Defense - 250.5 (17/4)
 - Turnovers Gained - 4 (26/4)
 - Turnovers Lost - 2 (29/3)

OFFENSE NOTES

HIGH SCORING

- Against Pitt, Penn State scored 30 or more points for the ninth consecutive game, marking the longest stretch for the Lions since a string of 15-straight games with 30+ points from 1993-94.
- It is also the ninth consecutive game Penn State has scored 33 or more points, which is a program record.
- Penn State has scored 217 points (43.4 ppg) in the last five games, which is its most since scoring 249 (49.8 ppg) in a five-game span in 2008 (first 5 games).
- Penn State has scored 428 points (42.8 ppg) in the last 10 games, which is its most since scoring 455 (45.5 ppg) in a 10-game span the last 7 games of 1994 and first 3 games of 1995.
- Penn State's scoring average of 42.5 points per game ranks 23rd in FBS and third in the Big Ten.
- Penn State continued its high scoring ways from 2016 in the season opener, as the Nittany Lions totaled 52 points against Akron, which were the most since scoring 62 last year at Purdue.
- It was Penn State's eighth consecutive game scoring more than 35 points, a school record. It was the longest active 35-point streak among Power 5 teams. The previous longest such streak for the Nittany Lions was seven games in 1973.
- In the Akron game, the Nittany Lions scored 50 or more points in a game at home for the first time since scoring 52 vs. Eastern Illinois in 2009. It was also the first time scoring 50 or more at home vs. an FBS team since a 59-0 win over FIU in the 2007 season opener.
- The 52-point margin of victory over Akron was the largest for the Nittany Lions since defeating Coastal Carolina 66-10 (56 points) in 2008.
- Penn State averaged 37.7 points per game in 2016, which is its highest scoring rate since averaging 38.9 points per game for the 2008 season that also concluded in Pasadena.

See National Nits on Page 10

VETERAN O-LINE

- The Lions returned 87 starts on the offensive line, which ranks 19th overall and third in the B1G, per Phil Steele.
- The unit excelled in the first two games of 2017, clearing the way for 569 yards of total offense in the opener and only yielding one sack.
- Brendan Mahon** was graded out as a member of Pro Football Focus' Big Ten Team of the Week for Week 1.
- See Season Honors on Page 11
- Mahon leads all offensive linemen with 31 career starts at guard and tackle, while **Andrew Nelson** has 27 starts at guard and tackle.
- The other Nittany Lions with starting experience in the trenches are: sophomores **Ryan Bates** (16), **Connor McGovern** (11) and **Steven Gonzalez** (5), as well as junior **Chasz Wright** (7).

See Career Starts on Page 19

OFFENSE COVERING GROUND

- The Nittany Lions' 569 yards of total offense (322 passing, 247 rushing) against Akron were the most for Penn State since recording 599 yards total offense last season vs. Iowa.
- The 569 yards of total offense were also the most in a season opener since the Nittany Lions gained 594 yards against Coastal Carolina in 2008.
- Penn State's offense averaged 432.6 yards per game last season, which was its most since the 2013 season (433.2).

PICKING UP CHUNKS - TEAM

- According to cfstats.com, Penn State is among the national and Big Ten leaders in "chunk plays" of 20 yards or more.
- Penn State ranks in the top-25 nationally in plays of 20, 30, 60 or 80 or more yards. Penn State is the only team in the Big Ten with an 80-yard play this season.

Distance	Plays	FBS	B1G
20+ Yards	13	t-17	t-2
30+ Yards	7	t-15	3
40+ Yards	3	t-32	t-4
50+ Yards	1	t-47	t-4
60+ Yards	1	t-25	t-3
70+ Yards	1	t-5	t-1
80+ Yards	1	t-1	1

See Long Plays on Pages 53-54

BARKLEY B1G CO-OFFENSIVE & ROSE BOWL POTW AFTER OPENER

- Saquon Barkley** claimed co-Big Ten Offensive Player of the Week after his performance against Akron. He shared the honor with Ohio State's J.T. Barrett.
- It's Barkley's third conference offensive weekly award.
- He was also named the Rose Bowl Player of the Week.
- Barkley had a Big Ten-leading 246 all-purpose yards on 18 touches against the Zips. The junior rushed for 172 yards on 14 carries (12.3 ypc) with two touchdowns and added three receptions for 54 yards (18.0 ypr). He also returned one kickoff for 20 yards.
- Among Barkley's highlight reel efforts on Saturday was an 80-yard rush in the second quarter, which was the second-longest of his career and tied for the 10th-best rush in program history.

See Season Honors on Page 11

FAST START

- Penn State has scored 14 points in the first quarter in each of its first two games, a feat not accomplished since 2008 against Oregon State (14) and Syracuse (21). Penn State actually scored 14 points in the opening stanza in three consecutive games to start that season (14 vs. Coastal Carolina; 14 vs. Oregon State; 21 at Syracuse.)
- Penn State was known as a second-half team in 2016, only scoring more points in the first half than in the second half on three occasions. However, Penn State was able to get off to one of its best starts in recent years against Akron in the season opener.
- Against Akron, Penn State scored 35 points in the first half of a game for the first time since scoring 38 against Eastern Illinois on the way to a 52-3 victory in 2009. It was also the first time that the Nittany Lions scored 35 in a first half against an FBS team since scoring 38 at Syracuse in 2008, a game that Penn State won 55-13.
- Furthermore, the 35 points scored by the Nittany Lions in the first half against Akron were the most in the first half of a season opener since scoring 38 vs. Coastal Carolina in 2008. It was the most by Penn State against an FBS team in a season-opening first half since scoring 41 against Akron in 2004 on the way to a 48-10 win.
- Penn State's 14 points in the opening stanza of the first game were the most by the Nittany Lions in the first quarter of the opening game since scoring 14 against Indiana State in 2011, on the way to a 41-7 victory.

SAQUON BARKEY RECORD COUNTDOWN

CAREER RUSHING YARDS

1,100

With 88 rushing yards against Pitt, Saquon Barkley now has 2,832 career rushing yards. He is pursuing Evan Royster for the Penn State record in the category (3,932; 2007-10).

CAREER RUSHING TDS

10

Barkley rushed into the end zone once against Pitt and now has 28 career rushing touchdowns. He is pursuing Lydell Mitchell for the 46-year-old Penn State record in the category (38; 1969-71).



3,500 & 1,000

- Penn State is one of three FBS teams to return a 3,500 yard passer and 1,000-yard rusher.
- The Nittany Lions return QB **Trace McSorley**, who threw for a team-record 3,614 yards in 2016, and RB **Saquon Barkley**, who rushed for a team-sophomore record 1,496 yards.
- The other two teams are Oklahoma State, returning QB Mason Rudolph (4,091 passing yards) and RB Justice Hill (1,142 rushing yards), and Louisville, returning QB Lamar Jackson (3,543 passing yards and 1,571 rushing yards).
- Penn State was one of 11 FBS teams to boast a 3,500-yard passer and a 1,000-yard rusher in 2016. Furthermore, Penn State was one of six teams in the Autonomy Five and the only Big Ten school to accomplish the feat last year.
- McSorley owns the Penn State season passing yards record at 3,614. Only two other Penn State quarterbacks eclipsed 3,000 yards passing in a single season: Matt McGloin (3,266 yds; 2012) and Daryll Clark (3,003 yds; 2009).
- Barkley tallied 1,496 rushing yards to rank fifth in program history. It was also the highest total by a Penn State back since Larry Johnson's record-breaking campaign in 2002.
- PSU's two other seasons with a 3,000-yard passer also featured a 1,000-yard rusher: Zach Zwinak (1,000 yds; 2012) and Evan Royster (1,169 yds; 2009).

TOSSING TOUCHDOWNS

- In addition to his streak of 17-straight games with a touchdown pass, McSorley has two or more touchdown passes in five-straight games, dating back to the regular season finale against Michigan State last year. He has two or more TD passes in eight of the last nine games.
- His five touchdown passes on the season rank second in the Big Ten and tied for 16th in FBS.
- McSorley is averaging 18.0 points responsible for per game to rank second in the Big Ten and 16th in FBS.
- Against Pitt, McSorley threw for at least three touchdown passes for the fifth time in his career and first time this season.
- McSorley threw four touchdowns in each of his last three games in 2016 (Michigan State, Big Ten Championship Game - Wisconsin and Rose Bowl - USC) to become the first Big Ten QB to throw four touchdowns in three straight games since J.T. Barrett (OSU) in 2014. The total (12) was more than any other FBS QB threw in the final three games.
- McSorley threw TD passes to 10 different receivers in 2016, marking the first time since 1971 a Penn State quarterback found 10-plus pass catchers for scores.
See National Nits on Page 10

McSORLEY CLIMBING CAREER CHARTS

- **Trace McSorley** added three more touchdown passes against Pitt, increasing his total to 36 for his career to move within one TD pass of tying Chuck Fusina for eighth place (37) at Penn State in the category.
- McSorley had 229 yards of total offense against Pitt (164 passing, 65 rushing) which gives him 4,764 for his career (4,243 passing, 521 rushing). He trails Todd Blackledge (4,911 - 4,812 passing, 99 rushing) for 10th place in Penn State history.
- McSorley's 280 passing yards in the opener give him 12 200-yard passing games for his career, which is good for sole possession of sixth place at Penn State. He trails Daryll Clark, who had 14 200-yard passing games.

QUARTERBACKS DOING IT ALL

- QB **Tommy Stevens** has a reception in each of the first two games in this season.
- Stevens saw action in the second half against Akron and had career highs for completions, attempts and passing yards with three completions on six attempts for 42 yards. Stevens had a 26-yard pass in the fourth quarter, tying a career-long completion. Stevens also rushed four times for 17 yards and a touchdown.
- Against Akron, **Trace McSorley** had his eighth career game with both a touchdown pass and rush.
- McSorley's 36-yard rush in the opening stanza against Pitt was the longest of his career. His previous long rush was a 26-yard scamper against Minnesota in 2016.
- McSorley is averaging 5.7 yards per carry to rank seventh in the Big Ten and 49th in the country.

HIGH SCHOOL TO COLLEGE

- The tandem of QB **Trace McSorley** and WR **Brandon Polk** is one of 13 QB/WR combinations from the same high school active on the same team in FBS. Both attended Briar Woods High School in Ashburn, Va.
- In 2013, McSorley and Polk teamed up to lead the Falcons to the Virginia 5A State Championship game. The duo totaled 635 yards receiving and eight touchdowns.
- Polk has three receptions from McSorley so far, catching two passes last season in an injury shortened redshirt year, and hauling in an 18-yard reception against Pitt this season.

HAMILTON HAULING IT IN

- WR **DaeSean Hamilton** is poised to become one of Penn State's all-time leading receivers.
- Hamilton had three catches against Pitt, giving him 167 for his career, which ties him for third place with Bobby Engram in the Penn State annals. He trails Allen Robinson (177 catches) for second place.
- Hamilton has 2,098 receiving yards for his career, which ranks him sixth at Penn State. He trails Derek Moyer (2,395 receiving yards) for fifth place.
- Hamilton is the ninth player in program history with 2,000 career receiving yards.

GESICKI OUT OF THE GATE

- TE **Mike Gesicki** has caught a touchdown pass in five consecutive games, dating to last year's regular season finale against Michigan State.
- Gesicki has four or more catches in nine of his last 14 games.
- Gesicki entered 2017 with six career touchdowns over three seasons, but has caught a career-high two in each of the first two games this season to move within one of the Penn State record for career touchdown catches by a tight end - 11 by Jesse James.
- His four total touchdowns rank in ties for first in the Big Ten and 10th in FBS.
- Gesicki's 39 receiving yards against Pitt give him 1,015 for his career, making him the 25th player and fourth person to have more than 1,000 career receiving yards at Penn State.
- Gesicki ranks 25th on Penn State's career receiving yards chart, just one yard behind Mickey Shuler (1,016) for 24th.
- After a breakout season in 2016, Gesicki, picked up where he left off with a career day in the season opener.
- Gesicki had a career-high six catches against Akron. His previous high was five on four occasions, the last against Rutgers in 2016.
See National Nits on Page 10

SEASON HONORS**MARCUS ALLEN, SAFETY**

Lott IMPACT Player of the Week (Sept. 12)
Paycom Jim Thorpe Award Player of the Week Honorable Mention (Sept. 13)

TROY APKE, SAFETY

Pro Football Focus Week 2 B1G Team of the Week (Sept. 12)

SAQUON BARKLEY, RUNNING BACK

Big Ten Co-Offensive Player of the Week (Sept. 4)
Rose Bowl Player of the Week (Sept. 5)
Paul Hornung Award Honor Roll (Sept. 11)

KOA FARMER, LINEBACKER

Polynesian College Football Player of the Year Watch List

MIKE GESICKI, TIGHT END

Pro Football Focus Week 2 B1G Team of the Week (Sept. 12)

GRANT HALEY, CORNER BACK

Pro Football Focus Week 2 B1G Team of the Week (Sept. 12)

BRENDAN MAHON, OFFENSIVE LINE

Pro Football Focus Week 1 B1G Team of the Week (Sept. 5)

PRESEASON HONORS**MARCUS ALLEN, SAFETY****Watch Lists**

Bednarik Award (Defensive Player of the Year)
Jim Thorpe Award (Top DB)
Lott IMPACT Trophy (Top defensive player on and off the field)
Nagurski Trophy (Defensive Player of the Year)

All-America

Athlon Sports Preseason All-America Third Team
Pro Football Focus Preseason All-America Third Team
Sporting News Preseason All-America First Team

SAQUON BARKLEY, RUNNING BACK

Big Ten Preseason Honors

Watch Lists

Doak Walker Award (Top RB)
Maxwell Award (National Player of the Year)
Walter Camp Award (National Player of the Year)

All-America

Associated Press Preseason All-America First Team
Athlon Sports Preseason All-America First Team
Bleacher Report Preseason All-America
ESPN Preseason All-America
Lindy's Preseason All-America First Team
Pro Football Focus Preseason All-America First Team
Sporting News Preseason All-America First Team
Sports Illustrated Preseason All-America First Team
Sports Illustrated No. 5 FBS Player
Sports Illustrated "Feldman Freaks" No. 1
Street & Smith's Preseason All-America First Team
USA Today Preseason All-America First Team

JASON CABINDA, LINEBACKER

Bednarik Award (Defensive Player of the Year)
Butkus Award (Top LB)
Lott IMPACT Trophy (Top defensive player on and off the field)
Nagurski Trophy (Defensive Player of the Year)

TYLER DAVIS, KICKER

Lou Groza Award Watch List (Top PK)
Sporting News Preseason All-America Second Team

JAMES FRANKLIN, HEAD COACH

Bobby Dodd Trophy Watch List (Top Coach)

MIKE GESICKI, TIGHT END

Mackey Award Watch List (Top TE)
Associated Press Preseason All-America First Team
Athlon Sports Preseason All-America Second Team
Lindy's Preseason All-America First Team
Sporting News Preseason All-America First Team
Sports Illustrated Preseason All-America Second Team
Street & Smith's Preseason All-America First Team
USA Today Preseason All-America First Team

BLAKE GILLIKIN, PUNTER

Ray Guy Award Watch List (Top P)

TRACE McSORLEY, QUARTERBACK

Big Ten Preseason Honors
Davey O'Brien Award (Top QB)
Johnny Unitas Golden Arm Award (Top QB on and off field)
Manning Award (Top QB, including bowl game)
Maxwell Award (National Player of the Year)
Walter Camp Award (National Player of the Year)
Wuerffel Trophy (Community Service)

BRANDON SMITH, LINEBACKER

Allstate AFCA Good Works Team Nominee

TRACE McSORLEY RECORD COUNTDOWN**CAREER PASSING YARDS TOP 10****176**

McSorley threw for 164 yards against Pitt. He is looking to pass Wally Richardson (4,419; 1992, 94-96) to crack Penn State's top 10 for career passing yards.

CAREER PASSING TOUCHDOWNS**12**

With three passing touchdowns against Pitt, McSorley now has 36 career passing touchdowns as he pursues Christian Hackenberg's career record of 48 TD passes (2013-15).



CLASSROOM SUCCESS

DEGREES ON THE WALL



- Eight Penn State student-athletes have earned their undergraduate degrees already and are now working on graduate degrees.
- Eight Penn State student-athletes enter the 2017 season having earned their undergraduate degrees: **Mark Allen** (criminology), **Curtis Cothran** (criminology), **Parker Cothren** (recreation, parks and tourism management), **Cody Hodgens** (exercise science at Florida International), **DaeSean Hamilton** (advertising and public relations), **Andrew Nelson** (kinesiology), **Daniel Pasquariello** (economics) and **Brandon Smith** (kinesiology).
- Penn State is one of 38 schools to have eight or more graduates on the roster this season.

Team	Grads
Northwestern	18
Cincinnati, Coastal Carolina, East Carolina	14
Toledo	13
TCU, Alabama, Oregon, Virginia	12
Georgia State, Kansas State, Maryland, UCF, USF	11
Kent State, Nevada, New Mexico, South Alabama, Texas Tech, West Virginia	10
Houston, Iowa State, Pittsburgh, Purdue, Rutgers, Temple	9
PENN STATE , Auburn, Clemson, Iowa, Kentucky, NC State, Northern Illinois, Ole Miss, SMU, Syracuse, UAB, Western Kentucky	8

CONTINUING ACADEMIC TRADITION

- The Penn State football team continued to excel in the classroom during the 2016 fall semester with 51 squad members earning at least a 3.0 grade-point average.
- The fall effort marks the seventh time in the last eight semesters (including summer sessions) the Nittany Lions have had more than 50 student-athletes with a 3.0 GPA or better.
- The Lions have had 50 or more student-athletes with a 3.0 GPA or higher in each of the last three fall semesters.
- A total of 19 Nittany Lions posted a 3.5 GPA or higher in the fall semester, with 15 earning Dean's List recognition for having 3.5 GPA or higher with 12 credits earned in undergraduate work.
- Overall, 48 football student-athletes own a 3.0 cumulative GPA or higher after the fall semester, with 16 posting a 3.5 cumulative GPA or higher.
- The 2016-17 academic year also saw true freshman punter **Blake Gillikin** and graduate student **Cody Hodgens** posted perfect 4.0 GPAs in both the fall and the spring semesters.
- Gillikin is enrolled in the Schreyer Honors College.
- In addition to Gillikin and Hodgens, Brandon Smith and **Jake Zembiec** earned perfect 4.0 GPAs in the spring semester.
- Additionally, 19 Nittany Lions earned Academic All-Big Ten recognition last fall.
- Three Nittany Lions earned Big Ten Distinguished Scholar accolades for 2016-17: Gordon Bentley, Brandon Smith and Tyler Yazujian.
- The Nittany Lion freshmen were impressive in the fall semester with 15 posting a 3.0 or higher.

DEFENSE NOTES

LIMITED ACCESS

- Penn State leads the Big Ten and ranks seventh in FBS in scoring defense with an average of 7.0 points allowed per game after shutting out Akron in the season opener and yielding just 14 points to Pitt.
 - The 14 points allowed by Penn State in the first two games are the fewest allowed in the opening two games of the season since giving up 14 in the first two games of the 2009 (31-7 win vs. Akron and 28-7 win vs. Syracuse).
 - The fourth-quarter touchdown allowed by the Nittany Lions to Pitt was the first touchdown given up by Penn State this season (seven quarters with no touchdowns).
 - Not only was Akron held out of the end zone, Penn State kept the Zips out of the red zone.
 - The shutout by Penn State of Akron marked the first shutout by the Nittany Lions in a season opener since a 59-0 win against FIU in 2007. The shutout was the first at home for Penn State since a 39-0 shutout of Illinois in 2015.
 - This is the third straight year that Penn State has shut out an opponent (39-0 vs. Illinois in 2015; 39-0 at Rutgers in 2016; 52-0 vs. Akron in 2017). It is the longest such streak since a three-year stretch from 1989-91 (17-0 at Rutgers in 1989; 28-0 vs. Rutgers and 9-0 at Alabama in 1990; and 81-0 vs. Cincinnati in 1991).
- See National Nits on Page 10**

STOPS BEHIND THE LINE

- Penn State has assumed a familiar position in the NCAA statistical rankings, leading FBS in tackles for loss with an average of 11.5.
 - Penn State totaled 14 TFLs against Akron in the season opener, the most by Penn State since recording 15 at Temple in 2015, and followed with nine against Pitt.
 - DT **Tyrell Chavis** had a career-best three tackles for loss to lead the Lions in the opener, while DE **Shareef Miller** has also totaled 3.0 in the first two games. Both are tied for fifth in the Big Ten in the category.
 - A total of 19 different Nittany Lions have at least assisted on a stop in the back field.
 - Penn State finished 2016 tied for seventh in FBS and second in the Big Ten with 8.1 tackles for loss per game.
 - Penn State finished 2015 sixth overall and tops in the Big Ten with 8.2 tackles for loss per game.
 - Penn State finished 2014 20th overall and second in the Big Ten with 7.1 tackles for loss per game.
- See National Nits on Page 10**

SAFETY FOR A SAFETY

- One way for a defense to help itself is to score points of its own, and safety **Marcus Allen** did just that with a safety in the fourth quarter against Pitt.
 - It was the first Penn State safety since Devon Still notched a sack in the end zone at Minnesota in 2010.
 - Allen had 13 tackles on the day, his eighth career game with 10 or more tackles, and the first since the Big Ten Championship Game last year vs. Wisconsin.
 - Allen was named the Lott IMPACT Trophy Player of the Week and a Paycom Jim Thorpe Award Player of the Week for the performance.
 - Allen has 265 tackles for his career, which moves him into 11th place at Penn State. Allen trails Brandon Short's 273 tackles for 10th place.
- See Records Watch on Pages 26-28**

AIR DEFENSE

- With three interceptions in two games, Penn State leads the Big Ten and ranks 10th in FBS.
 - Penn State picked off two passes against Pitt. CB **Grant Haley** intercepted a first-quarter pass at the 50 and returned it 42 yards to the Pitt 8, setting up a one play touchdown drive, while S **Troy Apke** intercepted a pass in the second quarter. It was Haley's fourth career interception and Apke's second. Ironically enough, both DBs had parents that attended Pitt.
 - Haley's 42-yard interception return was the longest of his career, besting his 30-yard return vs. Temple in 2014.
 - Haley and Apke were both named to the Pro Football Focus Big Ten Team of the Week for their efforts.
- See Season Honors on Page 11**
- CB **Amani Oruwariye** grabbed the second interception of his career in the first quarter of the season opener against Akron. His first career interception came in last year's season opener against Kent State.
 - In addition to the two interceptions against Pitt, Penn State broke up seven passes, its most since breaking up nine last season against Indiana.
 - CB **Christian Campbell** leads the team with four pass breakups, recording two in each of the first two games.
- See National Nits on Page 10**

SACK MASTERS

- The Penn State defense is continuing to find the quarterback, averaging 4.0 sacks through the first two games to rank 10th in FBS and third in the Big Ten.
 - The five sacks recorded by the Nittany Lions against Pitt are the most since Penn State had six last season vs. Ohio State.
 - DE **Shareef Miller** tied a career high with two sacks against Pitt. CB **Grant Haley** also notched the first sack of his career in the opening frame, while LB **Koa Farmer** also tallied one and DT **Robert Windsor** earned one with a strip sack and his first career fumble recovery.
 - With 46 sacks in 2015 and 40 sacks last season, Penn State posted back-to-back 40-sack seasons for the first time since it posted three-consecutive 40-sack seasons in 2005 (41), 2006 (40) and 2007 (46).
 - In 2015, led by a record 15.5 sacks by Carl Nassib, Penn State posted 46 sacks.
 - Despite only returning 41.3 percent of the sack production from the previous year, the Nittany Lions got to the quarterback 40 times last season.
 - **Kevin Givens** is Penn State's returning sack leader, with 4.5 quarterback drops last season. Penn State returns 52.5 percent of its sack production.
- See National Nits on Page 10**

BUCHHOLZ SHINES IN OPENER

- DE **Ryan Buchholz** proved that the "Wild Dogs" can continue to reload, as the second-year player was among the leaders defensively against Akron.
- Buchholz forced the first fumble of his career in the first quarter and had a career-best four tackles, besting his previous high of three last year against Ohio State.
- Buchholz also notched 1.5 tackles for loss, which is a career high.

MIKE GESICKI RECORD COUNTDOWN

CAREER RECEIVING YARDS (TE)

328

Gesicki totaled 39 yards receiving against Pitt to bring his total to 1,015 career receiving yards. He is pursuing Ted Kwalick (1,343; 1966-68) for the 49-year-old Penn State tight end record.

CAREER RECEPTIONS (TE)

9

Gesicki caught a career-high six passes in the season opener to bring his career total to 78. He is pursuing Andrew Quarless (87; 2006-09) for the Penn State record for a tight end.

CAREER TD RECEPTIONS (TE)

1

Gesicki entered the season with six career touchdowns, but now has 10 after catching two each in the first two games of the season. He is now one score shy of tying Jesse James for the Penn State record for career touchdown catches by a tight end.



SPECIAL TEAMS NOTES

PUNT AT YOUR OWN PERIL

- Penn State is averaging 20.1 yards per punt return to rank 10th in FBS and second in the Big Ten.
- Punt returner **DeAndre Thompkins** leads the Big Ten and ranks fifth in the nation with an average of 22.6 yards per return.
- Thompkins 61-yard punt return for a touchdown against Akron was the first by Penn State since Derrick Williams had a 63-yard return in 2008 at Wisconsin. It was also the first by the Nittany Lions in Beaver Stadium since Williams returned a punt 78 yards for a score against Notre Dame in 2007.
- Thompkins averaged 31.8 yards on four returns vs. the Zips, which is a school record. The previous record was 31.7 yards per return by Derrick Williams vs. Temple in 2006.

See *National Nits* on Page 10

MIGHT AS WELL PUNT

- Penn State's punt return defense has netted 0.0 yards allowed in the first two games, good enough to tie for the Big Ten lead and rank sixth in FBS.
- P **Blake Gillikin** had a career-best four punts inside the 20-yard line against Pitt. Previously, he had three punts inside the 20 twice last season.
- Gillikin's 44.9-yard average ranks fourth in the Big Ten and 22nd in FBS.

See *National Nits* on Page 10

HIGH AND LOW FOR DAVIS

- K **Tyler Davis** booted a career-long 47-yard field goal in the third quarter against Akron. His previous best was a 42-yard kick against Illinois in 2015.
- The career-best kick followed a rare miss. In the wet conditions, Davis pulled a 38-yard attempt left. His previous two career misses were both blocks.

SEASON NOTES

BIG ANNOUNCES 2020 & 2021 SCHEDULES

- Penn State hosts five conference games in 2020 and four in 2021.
- The 2020 Big Ten schedule opens Sept. 26 against Northwestern, followed by a road trip to Michigan Oct. 3. Following a bye week, the Nittany Lions host Iowa (Oct. 17) and Ohio State (Oct. 24) in back-to-back weeks before hitting the road for a pair of games at Indiana (Oct. 31) and Nebraska (Nov. 7). Rounding out the 2020 Big Ten slate are home games against Michigan State (Nov. 14) and Maryland (Nov. 21) with the regular-season finale at Rutgers (Nov. 28).
- In 2021, Penn State plays its first two conference games on the road at Wisconsin (Sept. 4) and Iowa (Oct. 9). The Nittany Lions return to Beaver Stadium to meet Illinois (Oct. 16) before a trip to Michigan State (Oct. 23). The remaining conference home games feature Indiana (Oct. 30), Michigan (Nov. 13) and the regular-season finale against Rutgers (Nov. 27), while the remaining conference road schedule includes trips to Maryland (Nov. 6) and Ohio State (Nov. 20).
- Previously, Penn State announced non-conference matchups at Virginia Tech (Sept. 12, 2020) and vs. Ball State (Sept. 11, 2021) and Auburn (Sept. 18, 2021).

See *Future Schedules* on Page 16

HISTORIC SERIES

- Penn State has many long and storied series on the gridiron. The Nittany Lions have played 19 teams 20 or more times in the 131-year history of the program.
- Penn State owns a winning record against 16 of the 20 teams that it has met 20 or more times.
- Eight of the 20 teams are on the 2017 schedule; including Pitt (98 meetings), Iowa (25), Indiana (20), Michigan (20), Ohio State (31), Michigan State (31) Rutgers (25) and Maryland (37).
- Since 2012, Penn State has played or has a future meeting scheduled meeting with 13 of the 20 teams (all of the FBS teams except Navy). Those opponents include: Army (2015), Illinois (2014-15, '18), Iowa (2016-18), Pitt (2016-19), Syracuse (2012), Temple (2014-16) and West Virginia (2023-24), while the Lions will meet yearly with Big Ten East Division opponents Indiana, Maryland, Michigan, Michigan State, Ohio State and Rutgers.
- Fifteen of the 20 programs are currently members of NCAA Division I FBS. Bucknell, Lehigh and Penn are in NCAA Division I FCS, while Gettysburg and Lebanon Valley are Division III programs.

Team	Meetings	Record
Pitt	98	51-43-4
Syracuse	71	43-23-5
West Virginia	59	48-9-2
Penn ^	47	18-25-4
Temple	45	40-4-1
Maryland *	40	37-1
Bucknell ^	38	28-10
Navy	38	19-17-2
Ohio State *	32	14-18
Michigan State *	31	15-15-1
Gettysburg ^	28	27-0-1
Rutgers *	27	25-2
Army	26	14-10-2
Iowa *	25	14-12
Boston College	24	20-4
Lehigh ^	23	16-6-1
Illinois *	22	18-5
Lebanon Valley ^	20	20-0
Michigan *	20	7-13
Indiana *	20	19-1

* - Current Big Ten team | ^ - Current Non-FBS university

COACHING STAFF NOTES

FRANKLIN INKS EXTENSION

- Penn State Director of Athletics Sandy Barbour announced in August that head football coach **James Franklin** has signed a contract extension. The new agreement extends Franklin's current contract to six years, keeping the 2016 *Sporting News* and Woody Hayes National Coach of the Year as the leader of the Nittany Lions through at least the 2022 season.
- During the 2016 campaign, Franklin's third in Happy Valley, he led Penn State to its first outright Big Ten Championship since 1994 and its second Big Ten divisional title. Named Penn State's 16th head football coach on January 11, 2014, Franklin has directed the Nittany Lions to three consecutive winning seasons, including an 11-3 mark and Rose Bowl berth last year.
- From Langhorne, Pennsylvania, Franklin is entering his fourth year as the leader of the Nittany Lions and his seventh as a collegiate head coach. He is among 12 active FBS head coaches (7 at Autonomy 5 schools) to lead his team to a bowl game in each of his first six years as a head coach and has posted five consecutive winning seasons. Franklin, who directed Penn State to the No. 5 CFP and No. 7 final ranking in 2016, has mentored 44 players who've matriculated to the NFL during his initial six years as a head coach.
- Franklin has guided Penn State football student-athletes to tremendous achievement in academics and community service. Included in the accomplishments are a program-record 56 squad members earning a 3.0 grade-point average or higher during the 2015 fall semester (19 on Dean's List) and more than 6,100 hours of community service during his first three years in Happy Valley. A total of 61 Nittany Lions have earned Academic All-Big Ten recognition for posting at least a 3.0 GPA and being a letterwinner during the past three years.

COACH OF THE YEAR CANDIDATE

- **James Franklin** was one of 19 selections on the Dodd Trophy watch list for the nation's top coach.
- The Dodd Trophy, college football's most coveted coaching award, celebrates the head coach of a team who enjoys success on the gridiron, while also stressing the importance of scholarship, leadership and integrity – the three pillars of legendary coach Bobby Dodd's philosophy. The award, which was established in 1976, honors the coach of a team which enjoys a successful football season, while also stressing the importance of academic excellence and character, as did coach Bobby Dodd's teams during his 22 years as head football coach of the Georgia Tech Yellow Jackets.

FAMILIAR FACES ON THE SIDELINES

- For the third time in four seasons, head coach **James Franklin** was able to keep his coaching staff intact.
- Seven out of his 10 coaches are members of his original Penn State staff, and half have been with him for seven or more consecutive years.

Coach	Yr.	Consec. Yr. w/ JF	Current Role
Brent Pry	4	8	Assoc. HC/DC/LBs
Ricky Rahne	4	8	Passing/TEs
Sean Spencer	4	8	Run Game/DL
Dwight Galt	4	8	Asst. AD/Perf. Enhancement
Josh Gattis	4	7	Asst. ST/WRs
Charles Huff	4	4	ST/RBs
Terry M. Smith	4	4	Asst. HC/CBs
Joe Moorhead	2	2	OC/QBs
Tim Banks	2	2	Co-DC/S
Matt Limegrover	2	2	OL

PENNSYLVANIA TIES

- The Penn State coaching staff is deeply rooted in Pennsylvania, with half of the 10-man coaching staff originally hailing from the Keystone state.

Central PA

- Defensive Coordinator **Brent Pry** - Altoona

Eastern PA

- Head Coach **James Franklin** - Langhorne

Western PA

- Offensive Line **Matt Limegrover** - Pittsburgh
- Offensive Coordinator **Joe Moorhead** - Pittsburgh
- Cornerbacks **Terry M. Smith** - Aliquippa

DAESEAN HAMILTON RECORD COUNTDOWN

CAREER RECEIVING YARDS

922

Hamilton totaled 45 receiving yards against Pitt to bring his career total to 2,104. He is pursuing Bobby Ingram for the Penn State record in the category (3,026; 1991, 93-95).

CAREER RECEPTIONS

12

Hamilton has caught three passes in each of the first two games to bring his career total to 167. He is pursuing Deon Butler for the PSU record in the category (179; 2005-08).



COMMUNITY SERVICE

LIFT FOR LIFE A SUCCESS

- The 15th Annual Penn State Uplifting Athletes "Lift for Life" in July was a tremendous success. The preliminary fundraising total for the 2017 event was more than \$95,000 to benefit Uplifting Athletes and its commitment to life skills development, patient focused programs and rare disease research. The 15-year total or "Lift for Life" is now nearly \$1.3 million.
- Donations to the Penn State chapter of Uplifting Athletes and Lift for Life will remain open until Sept. 30. As of Aug. 25, the current fundraising total is \$96,549.98. Fans can track the live total or donate by visiting the chapter's fundraising site at <https://pledgeit.org/team/psu-lift-for-life-2017> or by sending a donation to Will Flaherty, Director of Player Development and Community Relations at 201 Lasch Football Building, University Park, Pa 16802.
- With the contributions from this year, nearly \$1.3 million has been raised by Penn State Uplifting Athletes since the inaugural Lift for Life was held in 2003. The inaugural event raised just under \$13,000.
- The Penn State Lift for Life featured more than 100 members of the Nittany Lion football team and was held at Holuba Hall, with approximately 2,000 fans in attendance. The exhibition featured rotations of one-on-one battles in the tire flip, sled pull, bench press and farmer's hold, followed by tug of war competitions.
- The 2017 Penn State Lift for Life included a kids clinic for the fourth year in a row, which was run by the Nittany Lion true freshmen football student-athletes. The event concluded with a team autograph session.
- Founded by Penn State Football teammates Scott Shirley, Dave Costlow and Damone Jones in 2003, Lift for Life has benefitted cancer research and the rare disease community.
- The Penn State Uplifting Athletes Chapter also announced linebacker **Jason Cabinda** and quarterback **Trace McSorley** will serve as co-presidents. The 2017 Uplifting Athletes officers are: offensive lineman **Andrew Nelson**, vice president; offensive lineman **Ryan Bates**, secretary; former offensive lineman Tom Devenney, treasurer.
- About Uplifting Athletes: A nonprofit organization founded in 2007, Uplifting Athletes inspires the rare disease community with hope through the power of sport. A rare disease is one that affects fewer than 200,000 Americans and typically lacks financial incentive to make and market new treatments. With a network of university chapters run by current college football student-athletes, Uplifting Athletes has established 22 chapters with Division I football programs across the country. Overall since its inception Uplifting Athletes has had an economic impact of more than \$400 million on the rare disease community. For more information about Uplifting Athletes, visit www.upliftingathletes.org.

LIONS BRING SMILES TO HERSHEY

- For coach **James Franklin**, part of the developmental process means at Penn State involves taking time to make a positive impact. True to Franklin's first core value - a single positive attitude duplicated by more than 100 came out in full force for an afternoon in July.
- For the fourth consecutive year, Franklin and his 105-member team boarded three buses for a trip to Hershey to visit the Penn State Children's Hospital. From dancing to coloring, games and in-room visits, the Nittany Lions brought smiles to even the weariest of faces, even if just for a moment.
- "It's a really good experience we love doing this every year," sophomore running back **Andre Robinson** said. "This is one of the cooler things that we do, getting to give back to these kids. It makes their day just for us to come and hang out for an hour or two. We're really privileged to have that opportunity to make that impact on their lives."
- For the staff and team, seeing pure delight stretch across the faces of so many is a yearly highlight. "There are people who have had much more challenging upbringings than me, but there were people who really made a difference for me and for my family, who went above and beyond and didn't have to, and I realized what's it has done for me," Franklin said.

PENN STATE VS. BIG TEN

- Penn State owns a 201-99-3 mark against Big Ten Conference teams since the Nittany Lions first opposed Ohio State in 1912.
- The Nittany Lions began play as a member of the Big Ten Conference in 1993 and have a 121-72 mark.
- Prior to joining the conference, Penn State played 107 games vs. the current Big Ten alignment and was 79-25-3 in those games.

Opponent	Record	1st Meeting	Last Meeting
Illinois	18-5	1954	2015
Indiana	19-1	1993	2016
Iowa	14-12	1930	2016
Maryland	37-2-1	1917	2016
Michigan	7-13	1993	2016
Michigan State	15-15-1	1914	2016
Minnesota	9-5	1993	2016
Nebraska	7-9	1920	2013
Northwestern	13-5	1993	2015
Ohio State	14-18	1912	2016
Purdue	14-3-1	1951	2016
Rutgers	25-2	1918	2016
Wisconsin	9-9	1953	2016

TAKING ON THE NEIGHBORS

- For the fourth consecutive year, Penn State is playing at least four FBS teams that are within a 250-mile drive (based on Google Maps from stadium to stadium).
- Penn State went 4-1 against its neighbors last season and is off to a 2-0 start this season with season-opening wins over Akron and Pitt.
- The only nearby FBS team Penn State has not played since 2012 is West Virginia, but the Mountaineers are on Penn State's schedule in 2023 and 2024.
- The last time Penn State did not play any of its nearest neighbors was 2005.
- Since joining the Big Ten in 1993, Penn State is 42-4 against FBS teams within 250 miles.
- All-time, Penn State is 288-111-17 against its current FBS regional foes.
- Penn State will play four nearby teams in each of the next two seasons.

Distance	Team	Last Played	Result
139 Miles	Pittsburgh	Sept. 9, 2017	W, 33-14
181 Miles	West Virginia	Oct. 24, 1992	W, 40-26
198 Miles	Temple	Sept. 17, 2016	W, 34-27
198 Miles	Navy	Sept. 15, 2012	W, 34-7
199 Miles	Maryland	Oct. 8, 2016	W, 38-14
204 Miles	Buffalo	Sept. 12, 2015	W, 27-14
205 Miles	Kent State	Sept. 4, 2016	W, 33-13
215 Miles	Akron	Sept. 2, 2017	W, 52-0
224 Miles	Rutgers	Nov. 19, 2016	W, 39-0
230 Miles	Syracuse	Aug. 31, 2013	W, 23-17
250 Miles	Army	Oct. 3, 2015	W, 20-14

Bold italics indicates 2017 opponent

EIGHT BOWL TEAMS HIGHLIGHT SCHEDULE

- Penn State faces eight teams in 2017 that participated in a bowl game during the 2016 campaign.
- Northwestern topped Pitt in the Pinstripe Bowl, 31-24.
- Ohio State took the No. 3 seed in the College Football Playoff and lost to Clemson, 31-0, in the Fiesta Bowl.
- Iowa fell to Florida, 30-3, in the Outback Bowl; Indiana fell to Utah, 26-24, in the Foster Farms Bowl; Michigan lost to Florida State, 33-32, in the Orange Bowl; Nebraska suffered a 38-24 loss to Tennessee in the Music City Bowl and Maryland suffered a 36-30 loss to Boston College in the Quick Lane Bowl.

RUTGERS IS HOMECOMING FOE

- When the alumni return to Happy Valley for the 2017 Homecoming game, the Penn State faithful will cheer their Nittany Lions against Rutgers.
- The Scarlet Knights will provide the opponent for the 2017 Homecoming contest on Nov. 11 at noon.
- This is the third time that Penn State will meet Rutgers in a Homecoming game. The Nittany Lions defeated the Scarlet Knights in 1987 (35-21) and 1991 (37-17) in Homecoming contests.
- Penn State owns a 70-22-5 record all-time on Homecoming, including wins in 10 of its last 12 games.

SEATS FOR SERVICEMEMBERS

- Active duty, guard and reserve military, veterans, and fallen and Gold Star families able to apply online for complimentary-donated tickets to the Penn State-Rutgers game on Saturday, Nov. 11 as part of the Seats for Servicemembers program at Penn State's Military Appreciation Week.
- In its sixth year, the program honors the commitment and sacrifices of veterans, families and loved ones by providing tickets at no cost to active and retired Servicemembers, as well as a complimentary pregame tailgate at the Bryce Jordan Center. Penn State supporters, alumni, and business donations have graciously made this possible.
- Thanks to the generosity of Penn State supporters, tickets are now available for military members and veterans, their families and loved ones to request on a first-come, first-served basis to the Nov. 11 game.
- All active duty, Guard and Reserve military, veterans, and Fallen and Gold Star families are eligible to redeem one complimentary ticket for themselves and up to three additional complimentary seats for immediate family members. Additionally, all qualifying individuals are eligible to request up to five additional tickets for a discounted rate of just \$35 per person. There will be 7,500 tickets available to be distributed -- all sign-ups are simply requests until confirmed via email by Penn State Athletics.
- There will be a number of events occurring throughout the week, as part of Penn State's Military Appreciation Week, kicked off by the home football game against Rutgers. On Sunday, November 12, Penn State men's basketball and Lady Lion basketball will be honoring Servicemembers throughout their doubleheader. The Lady Lions take on Drexel, while men's basketball is slated to play Farleigh Dickinson. Military can request a \$10 ticket per person, which includes admission into both games! Game times are TBD.
- Supporters can still purchase Seats for Servicemembers tickets that will be distributed to military by visiting GoPSUsports.com/militaryappreciation or by calling 1-800-NITTANY, Monday -- Friday between 8 a.m. and 5 p.m. Tickets for the Seats for Servicemembers program are only \$35 per Servicemember.
- Active duty, guard and reserve military, veterans, and fallen and Gold Star families who already have game tickets for the Nov. 11 game against Rutgers, they are encouraged to attend the pre-game tailgate at the Bryce Jordan Center. The event will require a ticket for admission, please call 1-800-NITTANY to request one.

EIGHTEEN STARTERS RETURNING

- The Nittany Lions returned 18 starters -- nine on offense, seven on defense and two on special teams.
- Seventeen additional Penn Staters brought starting experience -- six on offense, 10 on defense and one on special teams.
- Among the returning starters are 2016 Big Ten Offensive Player of the Year **Saouqun Barkley**, All-Big Ten first team selection **Tyler Davis**, All-Big Ten second team honorees **Trace McSorley** and **Mike Gesicki**, as well as All-Big Ten third team choices **Marcus Allen** and **Jason Cabinda**.

FORTY-FOUR LETTERWINNERS RETURN

- Penn State returned 44 lettermen from last year's Big Ten Championship squad -- 24 on defense, 18 on offense and two on special teams.
- Of the 44 overall lettermen returning, 35 brought starting experience -- 17 on defense, 15 on offense and three on special teams.
- The Nittany Lions lost the services of 18 lettermen -- nine on defense, five on offense and four specialists.

NITTANY LION POSITION CHANGES

- Among the Penn State players who played new positions heading into the fall are: **Will Blair** (S to LB) **Josh McPhearson** (WR to RB), **Jarvis Miller** (S to LB) and **Jonathan Thomas** (LB to RB).

PENN STATE NUMBER CHANGES

- Three Nittany Lions are wearing new numbers in 2017, including **Cam Brown** (6), **Steven Gonzalez** (74) and **Shaka Toney** (18).



OVERTIME OVER TIME

- College football introduced overtime during the bowl season in 1995 and adopted it for regular season games in 1996.
- Since then, Penn State has played 12 overtime games, including six over the 2012-14 seasons. Eight of the 12 overtime tilts have come at home, two in true road games, one in the 2006 Orange Bowl and one in the 2014 Pinstripe Bowl.
- Penn State is 7-5 all-time in overtime games, with a 4-4 record at Beaver Stadium, 1-1 mark in true road games and 2-0 ledger at a neutral site.
- Most recently, Penn State defeated Minnesota, 29-26, on Oct. 1, 2016. After Minnesota kicked a field goal on its first possession, Penn State running back **Saquon Barkley** rushed 25 yards for a touchdown on the Nittany Lions first offensive play.
- It was the sixth OT game at Beaver Stadium since the start of the 2012 season. PSU is 4-2 in those games.
- Penn State's first two overtime contests came vs. Iowa in 2000 and 2002 at home. The Nittany Lions dropped their first three contests that went to the extra period, but won five straight overtime contests before falling to Nebraska on Nov. 23, 2013.
- Penn State's all-time overtime games:

Date	Opponent	Score
11/4/00	IOWA (2OT)	L, 23-26
9/28/02	IOWA	L, 35-42
10/12/02	at Michigan	L, 24-27
1/3/06	vs. Florida State (3OT) ¹	W, 26-23
10/7/06	at Minnesota	W, 28-27
11/24/12	WISCONSIN	W, 24-21
10/12/13	MICHIGAN (4OT)	W, 43-40
11/2/13	ILLINOIS	W, 24-17
11/23/13	NEBRASKA	L, 20-23
10/25/14	OHIO STATE (2OT)	L, 24-31
12/27/14	vs. Boston College ²	W, 31-30
10/2/16	MINNESOTA	W, 29-26

¹ - Orange Bowl; ² - Pinstripe Bowl

PRESEASON ALL-AMERICANS

- RB **Saquon Barkley** and TE **Mike Gesicki** were both selected to the Preseason Associated Press All-America team.
- Barkley is also a preseason first-team All-American for ESPN, USA Today, Sporting News, Lindy's, Street & Smith and Athlon Sports. Additionally, he was named the #5 player in FBS by SI.com and earned the #1 spot on Sports Illustrated's "Feldman's Freaks" list heading into the 2017 campaign.
- Barkley was stellar in 2016, claiming Graham-George Big Ten Offensive Player of the Year, Ameche-Dayne Big Ten Running Back of the Year and the *Chicago Tribune* Silver Football for the Big Ten's best player last season. Barkley was named to the All-Big Ten first team by the coaches and media, which made him a unanimous first team choice.
- Gesicki, who is also a preseason All-American according to *Athlon*, *Street & Smith's*, *Lindy's* and *Sporting News*, had a breakout campaign in 2016, breaking the Penn State single-season record for receptions and yardage by a tight end. His 48 catches broke the record held by Andrew Quarless (41; 2009) and his 679 receiving yards best Mickey Shuler's previous mark of 600 receiving yards (1977). Gesicki also tied the Penn State season record for touchdown catches for a tight end (5) in 2016.
- Additionally, S **Marcus Allen** drew first-team preseason All-America recognition from Sporting News and third team honors from *Athlon Sports* and Pro Football Focus.
- Allen was selected third-team All-Big Ten by the conference's coaches and honorable mention by the media panel last season. He made a team- and career-high 110 tackles on the season to become the first Penn State safety to lead the team in tackles since Shawn Mayer (144) in 2002.

See Preseason Honors on Page 11

BARKLEY, McSORLEY TEAM UP ON WALTER CAMP, MAXWELL LISTS

- RB **Saquon Barkley** and QB **Trace McSorley** each earned a spot on the Walter Camp and Maxwell Player of the Year Award watch lists.
- The Walter Camp Trophy is awarded to the outstanding player of the year who has exemplified the qualities of self-discipline, unselfish team play, desire to excel, mature judgment and respect for leadership. He must be a dedicated competitor who has made effective use of his athletic talent to enhance the great American game of college football. His standout performance on the playing field must be accompanied by an equally strong effort to contribute to the betterment of the life of all his fellow human beings. He must exhibit an awareness of the need to fulfill his role as a leader. He must espouse the ideals adhered to by Walter Camp, the "Father of American Football."
- Penn State has two Walter Camp winners: John Cappelletti (1973) and Larry Johnson (2002.)
- Penn State is tied for the national lead among all schools with its seven Maxwell Award winners.
- The Maxwell Award, named in honor of Robert W. "Tiny" Maxwell, has been given to America's College Player of the Year since 1937. Maxwell's contributions to the game of football were extensive, including time as a player, a sportswriter and an official.

See Preseason Honors on Page 11

WATCHING McSORLEY

- In addition to the Maxwell and Walter Camp Player of the Year watch lists, QB **Trace McSorley** is on three quarterback watch lists - the Davey O'Brien, Johnny Unitas Golden Arm and Manning Award lists - as well as one for community service, the Wuerffel Trophy.
- The Davey O'Brien National Quarterback Award is presented annually to the nation's best college quarterback and is the oldest and most prestigious national quarterback award. The award honors candidates who exemplify Davey O'Brien's enduring character while exhibiting teamwork, sportsmanship and leadership in both academics and athletics.
- Todd Blackledge (1982) and Kerry Collins (1994) are the Lions that have claimed the Davey O'Brien Award.
- The Golden Arm Award is presented at the end of each football season and the winner is selected based on his accomplishments both on and off the field. Candidates must be a college senior or fourth-year junior on schedule to graduate with their class.
- The Golden Arm Award is named in honor of Johnny Unitas, who was an 18-year veteran of the NFL and played his collegiate career at the University of Louisville before joining the Baltimore Colts in 1958. His career passing figures include 2,830 pass completions for 40,239 yards, 290 touchdowns and throwing a touchdown pass in 47 consecutive games.
- The Wuerffel Trophy, known as "College Football's Premier Award for Community Service," is presented annually by the All Sports Association in Fort Walton Beach Florida. Named after 1996 Heisman Trophy winning quarterback Danny Wuerffel from the University of Florida, the Wuerffel Trophy is awarded to the FBS player that best combines exemplary community service with athletic and academic achievement.

See Preseason Honors on Page 11

BARKLEY ON WALKER WATCH LIST

- RB **Saquon Barkley** is among the candidates selected to the Doak Walker Award watch list for the nation's top running back.
- Penn State's lone Doak Walker Award winner was Larry Johnson in 2002. Ki-Jana Carter and Curtis Enis were finalists for the award in 1994 and 1997, respectively.
- The Doak Walker Award, presented annually by the SMU Athletic Forum, was created in 1989 to recognize the nation's top running back for his accomplishments on the field, achievement in the classroom and citizenship in the community. It is the only major collegiate football award that requires all candidates to be on schedule to graduate within one year of other students of the same classification.

See Preseason Honors on Page 11

GENERATIONS OF GREATNESS



The Penn State football team will turn back the clock for a special "Generations of Greatness" game against Indiana Sept. 30 in Beaver Stadium. Elements of the game against the Hoosiers will take fans back in time, while the Nittany Lions will don uniforms with designs elements from uniforms past.

Game Day Elements

- Videoboard – The Beaver Stadium scoreboards in the North and South end zone will be a flipboard display from the 1950s.
- Music – The in-game music will be a variety of hits from the 1950s to today.
- Cheer and Dance Teams – The Penn State cheerleaders and Lionettes will wear historic outfits.
- Honorary Captains – The coin toss is slated to have honorary captains to represent the 1950s to today.
- Blue Band – The Blue Band will perform music throughout the game from 1950s to today.
- Uniform Elements
- Numbers on Helmets – The Nittany Lions had the number on the side of their helmet from 1959-61 and then again from 1967-74. A No. 42 also appeared on the side of every Penn State helmet in the season finale against Wisconsin in 2012 to honor injured senior Michael Mauti.
- Block Uniform Numbers – The block uniform numbers are similar to those uniform numbers that donned the Blue & White from mid-1950s-66.
- White Stripe on Sleeve – Penn State's uniform had a white stripe on the sleeve several times, including 1957-66, 1982-89 and 1992-2011.
- Stripe on the Pants – The Nittany Lions had a blue stripe on their pants from 1952-68.
- Striped Socks – The striped sock pays tribute to those worn on game days from 1970-72.
- Gray Facemask – The gray facemask was donned by the Nittany Lions from 1959-86.
- White Cleats – The white cleats were worn by the Nittany Lions in the 1979 Sugar Bowl.
- Gloves – The gloves for the Indiana game will feature the Lion Shrine on the palm of the hands.
- Lion Shrine – The image of Lion Shrine appears on the "home plate" of the front of the jersey. It is an original element of the "Generations of Greatness" uniform to pay homage to the Lion Shrine that was a gift from the Class of 1940.
- Back Inside Collar – The back inside collar of the jersey reads "Penn State 1959" in recognition of the first Liberty Bowl game, played in Philadelphia. Penn State defeated Alabama, 7-0.



COACHING STAFF POTW

The Penn State coaching staff chooses players of the week in all three phases. Here are there selections for the season:

SEPT. 2 - AKRON

- Offense: Offensive Line
- Defense: Ryan Buchholz, DE
- Special Teams: DeAndre Thompkins, KR

SEPT. 9 - PITT

- Offense: Saquon Barkley, RB
- Defense: Marcus Allen, S; Grant Haley, CB
- Special Teams: Irvin Charles, Nick Scott, Garrett Taylor

FUTURE SCHEDULES

2018 Schedule

Sept. 1	APPALACHIAN STATE
Sept. 8 at Pittsburgh
Sept. 15 KENT STATE
Sept. 22 at Illinois *
Sept. 29 OHIO STATE *
Oct. 13 MICHIGAN STATE *
Oct. 20 at Indiana *
Oct. 27 IOWA *
Nov. 3 at Michigan *
Nov. 10 WISCONSIN *
Nov. 17 at Rutgers *
Nov. 24 MARYLAND *

2019 Schedule

Aug. 31 IDAHO
Sept. 7 BUFFALO
Sept. 14 PITTSBURGH
Sept. 28 at Maryland*
Oct. 5 PURDUE*
Oct. 12 at Iowa*
Oct. 19 MICHIGAN*
Oct. 26 at Michigan State*
Nov. 9 at Minnesota*
Nov. 16 INDIANA*
Nov. 23 at Ohio State*
Nov. 30 RUTGERS*

2020 Schedule

Sept. 12 at Virginia Tech
Sept. 26 Northwestern *
Oct. 3 at Michigan *
Oct. 17 Iowa *
Oct. 24 Ohio State *
Oct. 31 at Indiana *
Nov. 7 at Nebraska *
Nov. 14 Michigan State *
Nov. 21 Maryland *
Nov. 28 at Rutgers *

Two non-conference games to be scheduled

2021 Schedule

Sept. 4 at Wisconsin *
Sept. 11 Ball State
Sept. 18 Auburn
Oct. 9 at Iowa *
Oct. 16 Illinois *
Oct. 23 at Michigan State *
Oct. 30 Indiana *
Nov. 6 at Maryland *
Nov. 13 Michigan *
Nov. 20 at Ohio State *
Nov. 27 Rutgers *

One non-conference game to be scheduled

Future Non-Conference Games

Sept. 17, 2022 at Auburn
Sept. 7, 2023 WEST VIRGINIA
Aug. 31, 2024 at West Virginia
Sept. 6, 2025 VIRGINIA TECH

BIG PRESEASON HONORS

- RB **Saquon Barkley** and QB **Trace McSorley** are among the 10 players (five from the East Division) named to the Big Ten preseason honors list, as selected by the conference's media members.
- Barkley led the Big Ten and was fifth in the FBS in total touchdowns (22) and was tops in the conference and 21st nationally in all-purpose yards (140.86 ypg). The junior back was second in the conference and 24th nationally with 106.9 rushing yards per game.
- McSorley was also a second-team All-Big Ten choice by the conference's coaches and media, while also being named the Big Ten's Breakout Player of the Year by Athlon Sports and the Maxwell Football Club's Bryan Westbrook Tri-State Player of the Year. He earned the Grange-Griffin Most Valuable Player award as MVP of the Big Ten Championship game after throwing for a Big Ten Championship game-record 384 yards and four touchdowns.

BIG TEN PRESEASON HONOREES

EAST DIVISION

- Tegray Scales, Sr., LB, IND
- J.T. Barrett, Sr., QB, OSU
- Tyquan Lewis, Sr., DE, OSU
- Saquon Barkley, Jr., RB, PSU**
- Trace McSorley, Sr., QB, PSU**

WEST DIVISION

- Josey Jewell, Sr., LB, IOWA
- Goodwin Igwebuike, Sr., S, NU
- Justin Jackson, Sr., RB, NU
- Jack Cichy, Sr., LB, WIS
- Troy Fumagalli, Sr., TE, WIS

See Preseason Honors on Page 11

GESICKI ON MACKAY WATCH LIST

- **Mike Gesicki** is on the preseason Mackey Award watch list for the second-straight season.
- The Mackey Award is given annually to the most outstanding collegiate tight end. The award is named after NFL Hall of Famer John Mackey, who is considered to be the best to have played the position.
- Gesicki had a breakout campaign in 2016, breaking the Penn State single-season record for receptions and yardage by a tight end. His 48 catches broke the record held by Andrew Quarless (41; 2009) and his 679 receiving yards best Mickey Shuler's previous mark of 600 receiving yards (1977). Gesicki also tied the Penn State season record for touchdown catches for a tight end (5) in 2016. He led the Big Ten and was tied for seventh nationally in receptions and receiving yards by a tight end. For his efforts, Gesicki was named second-team All-Big Ten by the media and All-Big Ten honorable mention by the coaches.

See Preseason Honors on Page 11

DEFENSIVE DUO ON TRIO OF WATCH LISTS

- S **Marcus Allen** and LB **Jason Cabinda** are listed on the Bednarik Award, Nagurski Trophy, and Lott IMPACT Award watch lists.
- The Bednarik Award has been presented to the College Defensive Player of the Year since 1995. Chuck Bednarik, former standout at Penn and with the Philadelphia Eagles, is a member of both the College Football Hall of Fame's Class of '69 and the NFL Hall of Fame's Class of '67.
- The Nittany Lions' four Bednarik Award recipients are the most of any school in the nation.
- The Bronko Nagurski Trophy is given yearly to the National Defensive Player of the Year. The award is named for legendary two-way player from the University of Minnesota, Bronko Nagurski, who dominated college football then became a star for the Chicago Bears in the 1930s.
- Penn State has never won a Nagurski Trophy, but has had five finalists, most recently Carl Nassib in 2015.
- The Lott IMPACT Trophy honors the top defensive player in college football who makes the biggest impact for his team, both on and off the field. The award is given to a distinguished young man who represents the qualities embodied by Hall of Famer Ronnie Lott - Integrity, Maturity, Performance, Academics, Community and Tenacity.
- Penn State's Carl Nassib won the award in 2015.

See Preseason Honors on Page 11

CABINDA ON BUTKUS WATCH LIST

- In addition to the Bednarik, Nagurski, and Lott lists, LB **Jason Cabinda** was also named to the Butkus Award watch list.
- The award, named in honor of legendary linebacker Dick Butkus, annually recognizes the nation's top collegiate linebacker.
- Cabinda will be vying to become the first Nittany Lion to earn the honor since Paul Posluszny in 2005. LaVar Arrington also won the award in 1999, and five have previously been named finalists: Shane Conlan (1986), Andre Collins (1989), Brandon Short (1999), Posluszny (2006) and Dan Connor (2007).
- Cabinda, a 2017 team captain, Cabinda garnered third-team All-Big Ten accolades from the conference coaches, despite missing five games due to injury in 2016. He posted eight tackles or more in all nine games he played in last season and has logged eight or more tackles in 11 of his last 13 games, dating back to 2015. Cabinda finished third on the squad with 81 tackles in 2016, after posting 100 stops in his sophomore season. He had 13 tackles in the upset win over No. 2 Ohio State, including the game-clinching takedown of Buckeye quarterback J.T. Barrett on 4th-and-23 on OSU's final drive. For his career, Cabinda has 198 tackles, eight pass breakups, 3.5 sacks and 10.0 tackles for loss.

See Preseason Honors on Page 11

ALLEN ON THORPE AWARD WATCH LIST

- In addition to the Bednarik, Nagurski, and Lott lists, S **Marcus Allen** earned a spot on the Paycom Jim Thorpe Award watch list.
- The Paycom Jim Thorpe Award is awarded to the best defensive back in college football based on performance on the field, athletic ability and character. The award was established in 1986 and is named after history's greatest all-around athlete, Jim Thorpe. Thorpe excelled not only as a running back, passer, and kicker on the offensive side of the ball; but also stood out as a defensive back. In addition to his legendary performance on the football field, Thorpe played professional baseball and won Olympic gold medals in the decathlon and pentathlon.
- Allen was selected third-team All-Big Ten by the conference's coaches and honorable mention by the media panel last season. He made a team- and career-high 110 tackles on the season to become the first Penn State safety to lead the team in tackles since Shawn Mayer (144) in 2002. He was honored as the Big Ten Co-Defensive Player of the Week and Rose Bowl Player of the Week for his 22-tackle effort versus Minnesota Oct. 1. He also claimed Oct. 24 Co-Big Ten Special Teams Player of the Week accolades after blocking a field goal attempt versus No. 2 Ohio State, which led to the game-winning touchdown by teammate **Grant Haley**. Allen finished the season ranked 16th in the Big Ten with 7.9 tackles per game and was third in the conference with two fumble recoveries. For his career, Allen has 249 tackles, 13.0 tackles for loss, three forced fumbles, three fumble recoveries and eight pass breakups.

See Preseason Honors on Page 11



SPECIAL TEAMS DUO NAMED TO LISTS

- PK **Tyler Davis** and **Blake Gillikin** joined the pack of Nittany Lions on preseason watch lists with berths on the Lou Groza Award and Ray Guy Award charts, respectively.
- The Lou Groza Award is awarded to the nation's top kicker, while the Ray Guy Award is given annually to the nation's top punter.
- The Augusta Sports Council created the Ray Guy Award in 2000 to honor Thomson, Georgia, native and College and Pro Football Hall of Fame inductee, Ray Guy. Among the statistics used to identify the winner is net punting average, number of times punt is downed or kicked out of bounds inside the opponents 20-yard line, total yardage punted, average returned yardage and percentage of punts not returned with particular emphasis placed on net punting average. The winner must display team leadership, self-discipline and have a positive impact on the team's success.
- Davis earned the 2016 Vlade Award for the nation's most accurate kicker from the Touchdown Club of Columbus to go along with first-team All-Big Ten accolades from the conference coaches and second team accolades from the media. He was a semifinalist for the Groza award last season.
- Davis tied the Penn State single-season record with 62 converted extra points attempts, equaling Brett Conway's mark from 1994 and tied for No. 2 on Penn State's single-season field goals made charts (22), trailing only Sam Ficken's 24 makes from 2014. Davis finished No. 5 on the PSU single-season scoring charts (128 points) and also tied the Big Ten single-season kick scoring record with 128 points, equaling the mark set by Ohio State's Sean Nuernberger in 2014. For his career, Davis ranks No. 12 on Penn State's career field goals made charts with 30. He also broke the school record for consecutive field goals made with 18, topping Sam Ficken's mark of 15 straight makes between the 2012 and 2013 seasons. The 18-straight made field goals were tied for the longest streak in the Big Ten since Brad Craddock (UMD) converted 24-straight in from 2013-14 and are tied for fourth in Big Ten history. Davis led the Big Ten and was eighth nationally with a .917 field goal percentage and was second in the conference and 11th nationally in total points (128). Davis had the third-most extra point makes among kickers with a perfect percentage in FBS in 2016.
- Gillikin was selected to ESPN.com's True Freshman All-America team and was an All-Big Ten honorable mention selection by the conference's coaches and media after a stellar rookie campaign. He broke the Penn State freshman season punting average record with 42.8 yards per punt, surpassing the record set by Jeremy Kapinos in 2003 (41.9). His effort also ranks No. 7 on Penn State's single-season chart. Gillikin finished the season 30th in FBS and third in the Big Ten in punting average. In addition, Gillikin set the Penn State freshman record for punting average in a game with five kicks for an average of 50.8 yards in the Rose Bowl against USC. He was also stellar in the classroom, posting perfect 4.0 grade point averages in both semesters and claimed the President's Freshman Award, which recognizes Penn State students for academic excellence.

See Preseason Honors on Page 11

2016 HIGHLIGHTS

BIG TEN CHAMPIONS

- Penn State defeated Wisconsin, 38-31, in the 2016 Big Ten Championship game in Lucas Oil Stadium to win its first Big Ten Championship since 2008 and fourth overall (1994, 2005).
- It was PSU's first appearance in the B1G Championship game since the game's inception in 2011.
- Finishing at 8-1 in Big Ten play during the regular season, Penn State clinched a share of the Big Ten East Division title with Ohio State. It is the first divisional title for the Nittany Lions since sharing the Leaders Division crown with Wisconsin in 2011.

WINNING B1G

- Penn State posted eight Big Ten wins in 2016 for just the second time in program history with the other being the 8-0 conference mark in 1994.
- The Nittany Lions finished Big Ten play at 8-1 for the first time ever, as Penn State had never played nine Big Ten games in a season before.
- Penn State's 8-1 Big Ten record represents its third one-loss Big Ten season (2005 & 2008, 7-1) and second eight-win season (1994, 8-0).
- Including the Big Ten Championship game, the Nittany Lions have won nine consecutive Big Ten games.
- Penn State's longest winning streak in Big Ten games is 12, running from the final four conference games in 1993 through the entirety of the 1994 season.

FRANKLIN CLAIMS COACH OF THE YEAR HONORS

- Penn State head coach James Franklin was named the *Sporting News* National Coach of the Year, as well as the Woody Hayes National Coach of the Year in 2016.
- He is the second Penn State head coach to win the *Sporting News* honor, joining Joe Paterno, who claimed the award in 2005.
- Franklin joins Paterno as Penn State coaches to win the Woody Hayes Award. Paterno was a four-time recipient in 1978, 1982, 1986 and 2005.
- Franklin was also selected as the College Sports Madness National Coach of the Year. Additionally, he was a finalist for the 2016 Eddie Robinson Coach of the Year award as presented by the Football Writers Association of America and the Paul "Bear" Bryant Coach of the Year Award.
- Franklin earned his first conference Coach of the Year accolade, winning Big Ten Coach of the Year from the Associated Press and the conference's media.
- Franklin's Dave McLain Big Ten Coach of the Year marks the fifth time a Penn State head coach has won the honor, joining Paterno (1994, 2005, 2008) and Bill O'Brien (2012).

COMEBACKS

- Penn State had arguably one of its most exciting seasons, posting a program-high four double-digit comebacks in 2016.
- The comeback trend started vs. Minnesota. Penn State trailed by 10 at halftime (13-3) but rallied to win 29-26 in overtime.
- Against Ohio State, Penn State trailed by 14 points entering the fourth quarter, but scored 17 unanswered to win.
- The Ohio State win marked the first time that PSU won when trailing going into the fourth quarter by 14 points since at least 1967. The Nittany Lions trailed Michigan State by 13 points (37-24) in 1993 entering the fourth quarter. Penn State won the game, 38-37.
- The Nittany Lions trailed by 10 points (24-14) in the third quarter at Indiana, but rallied to outscore the Hoosiers 31-7 over the final 16:09 for their third double-digit comeback of the season.
- The Nittany Lions' rallied from 21 points down with 5:31 remaining in the second quarter in the Big Ten Championship Game. The Lions scored a touchdown before halftime to trail by 14 points at the break, and then outscored Wisconsin, 24-3 in the second half.
- The Big Ten Championship Game comeback was the biggest for Penn State since rallying from a 21-0 deficit in the second quarter for a 35-21 win over Northwestern on Nov. 6, 2010.

BREAKING RECORDS

The Nittany Lions had a record-breaking 2016. All totaled, 33 school records were eclipsed or tied during the Big Ten Championship season.

TEAM

- Passing yards - 3,650 yards (3,278 in 2012)
- Total offense - 6,056 yards (5,863 in 2008)
- Points scored - 526 points (tied record set in 1994)
- Passing touchdowns - 29 touchdowns (25 in 2009)
- First downs via penalty - 29 (28 in 2014)

TRACE McSORLEY

- Season passing yards - 3,614 (3,266; Matt McGloin, 2012)
- Season passing touchdowns - 29 (24; Daryll Clark, 2009 & McGloin, 2012)
- Season total offense - 3,979 (3,215; McGloin, 2012)
- Season touchdowns responsible for - 36 (31; Clark, 2009)
- Consecutive games with a TD pass in a season - 14 (12; McGloin, 2012)
- Consecutive games with a TD pass over multiple seasons - 16 (14; Kerry Collins, 1993-94)
- 300-yard passing games in a season - 5 (4; McGloin, 2012 & Christian Hackenberg, 2013 & 2014)
- 200-yard passing games in a season - 11 (tied record set by McGloin in 2012)

SAQUON BARKLEY

- Sophomore season rushing yards - 1,496 (1,236; Evan Royster, 2008)
- Receiving yards by a RB in a season - 402 (349; Larry Johnson, 2002)
- All-purpose yards in a game by a sophomore - 306 vs. USC (265; Charlie Pittman vs. West Virginia, 1967)
- Sophomore season all-purpose yards - 1,972 (1,363; Curt Warner, 1980)
- Rushing touchdowns by a sophomore - 18 (13; Bull McCleary, 1907; Harry Robb, 1917 & Curtis Enis, 1996)
- Points in a season by a sophomore - 132 (96; Kevin Kelly, 2006)

TYLER DAVIS

- Field goal accuracy in a season - 91.7 (22-24) (83.3 (10-12); Brett Conway, 1994 & Joe Julius, 2015).
- Consecutive field goals made - 18 (15; Sam Ficken, 2012-13)
- Extra point accuracy in a season - 100.0 (62-62) (tied with eight others)
- Extra point accuracy in a career - 100.0 (80-80) (tied with Herb Menhardt, 54-54 from 1978-80 & Collin Wagner, 83-83 from 2007-10)
- Kicking points in a season - 128 (120; Kevin Kelly, 2008)
- Big Ten record kicking points in a season - 128 (tied record by Ohio State's Sean Nuernberger, 2014)

MIKE GESICKI

- Receiving yards in a season by a TE - 679 (600; Mickey Shuler, 1977)
- Receptions in a season by a TE - 48 (41; Andrew Quarless, 2009)
- Touchdown receptions in a season by a TE - 5 (tied record set by Bob Parsons, 1971; Dan Natale, 1972 & Jesse James, 2012)

BLAKE GILLIKIN

- Freshman season punting yardage average - 42.8 (41.9; Jeremy Kapinos, 2003)
- Freshman game punting yardage average - 50.8 vs. USC (48.8; Chris Gulla vs. Akron, 2014)



NITTANY GREATS

DUO ON BALLOT FOR 2018 COLLEGE FOOTBALL HALL OF FAME CLASS

- First-team All-Americans Kerry Collins and Steve Wisniewski have been selected for the national ballot for the National Football Foundation's College Hall of Fame's Class of 2018. A total of 75 players and six coaches from FBS are on the 2018 ballot.
- They have an opportunity to join 18 former Nittany Lion players and five Penn State coaches who have been inducted into the Hall.
- Also on the ballot is former Nittany Lion student-athlete Glenn Killinger, who is among the candidates for the divisional coach Class of 2018. Killinger was inducted into the Hall of Fame as a player in 1966.
- To be eligible for the Hall of Fame ballot, players must have been named a first-team All-America by a major/national selector as recognized and utilized by the NCAA for their consensus All-America teams; played their last year of intercollegiate football at least 10 years prior to nomination; played within the last 50 years and cannot be currently playing professional football. Once nominated for consideration, all player candidates are submitted to one of eight District Screening Committees, which conducts a vote to determine who will appear on the ballot and represent their respective districts.
- Linebacker Shane Conlan was the most recent Penn State player inductee, entering the Hall in 2014, while running back Curt Warner was enshrined in the Hall of Fame in 2010.
- The announcement of the 2018 class will be made Monday, Jan. 8, 2018, in Atlanta. The city is serving as the host for the CFP National Championship, which will be played later that day at Mercedes-Benz Stadium.
- The Jan. 8 announcement will be televised live, and specific viewing information will be available as the date draws near.
- Collins helped Penn State earn a 40-9 record from 1991-94 and was instrumental in the Nittany Lions earning a 22-2 overall mark (14-2 conference) during their first two years in the Big Ten Conference. The recipient of the 1994 Maxwell Award as the National Player of the Year, he helped Penn State win three New Year's Day bowl games: the 1992 Fiesta, 1994 Citrus and 1995 Rose Bowls.
- Wisniewski was a three-year starter at guard for the Nittany Lions who would go on to become an All-Pro lineman in the NFL. He was one of two sophomores to start on the 1986 National Championship team and he opened holes for two first-team All-America running backs, Blair Thomas (1987) and D.J. Dozier (1986). One of just four Penn State offensive linemen to earn a pair of first-team All-America honors, he was recognized in 1988 by the American Football Coaches (AFCA) and repeated All-America accolades from Sporting News. A 1988 team captain, Wisniewski is one of just two offensive linemen to earn Penn State's team MVP honor since its creation in 1978.
- From Harrisburg, Killinger was a Walter Camp All-American at quarterback for the Nittany Lions in 1921. He coached at Dickinson (1922), Rensselaer (1927-32), Moravian (1933) and West Chester (1934-41, 45-59). Killinger is the winningest coach in West Chester history and is a member of the Pennsylvania Sports Hall of Fame. He died in 1988.

BARKLEY TABBED ALL-AMERICAN

- Saquon Barkley was named to the Sporting News All-America second team and the Associated Press, Athlon and Phil Steele All-America third teams in 2016.
- He is the first Penn State running back to garner All-America accolades since Larry Johnson captured first team laurels in 2002.
- He is also the first offensive player to take home All-America honors since Allen Robinson (first team) and John Urschel (third team) in 2013.

BARKLEY CLAIMS B1G AWARDS

- Saquon Barkley was the 2016 Graham-George Big Ten Offensive Player of the Year and the 2016 Ameche-Dayne Big Ten Running Back of the Year.
- Barkley is the fourth Lion to win Big Ten Offensive Player of the Year honors, joining Kerry Collins (1994), Curtis Enis (1997) and Michael Robinson (2005).
- Barkley is the first Penn State player to win Running Back of the Year (award established in 2011) and the first sophomore to win it in Big Ten history.
- Barkley is the eighth sophomore to win Offensive Player of the Year in Big Ten history, most recently by Ohio State's Braxton Miller in 2012.
- He is one of 17 running backs to win Offensive Player of the Year in Big Ten history.
- Barkley is the third-straight running back to win Offensive Player of the Year (Melvin Gordon, WIS; Ezekiel Elliott, OSU).

McSORLEY = McRECORDS

- In addition to setting Penn State records for passing yards in a season, passing touchdowns in a season and total offense in a season, Trace McSorley ranks sixth on Penn State's single-season pass completions list (224) and fifth in season pass attempts (387).
- McSorley had one of the most productive games by a Nittany Lion ever against Minnesota. He accounted for 408 yards of total offense -- 335 passing and 74 rushing -- to mark the third-highest total in school history. It was the most yards of total offense since Christian Hackenberg posted a school-record 454 yards against UCF in the 2014 Croke Park Classic vs. UCF. McSorley also had his longest career completion, an 80-yard touchdown to Irvin Charles.
- McSorley set Big Ten Championship Game records for passing yards (384) and passing touchdowns (4).
- He became the first Penn State quarterback with three consecutive games with both a rushing touchdown and passing touchdown since Matt McGloin in 2012 (vs. Temple, at Illinois, vs. Northwestern).
- McSorley had four passing touchdowns in each of the final three games of the season. He joins Todd Blackledge (1982 - vs. Temple, Maryland, Rutgers) as the only Penn State quarterback to have at least four passing scores in three-straight games.

See Records Watch on Pages 26-28

B1G DEFENSIVE PERFORMANCES

- Penn State did not allow a touchdown in its last two regular-season B1G games (Michigan State and Rutgers). The Lions yielded four field goals in the first half against Michigan State and shutout Rutgers.
- It was the first time since 2009 that PSU had held teams without a TD in back-to-back games. It held Eastern Illinois to three points (Oct. 10, 52-3) before shutting out Minnesota (Oct. 17, 20-0) on Homecoming.
- Moreover, the last time Penn State held back-to-back Big Ten opponents without a touchdown was in 2006: Illinois (Oct. 21, 26-12) and at Purdue (Oct. 28, 12-0).
- Penn State shutout Rutgers 39-0 for its first shutout since a 39-0 home victory over Illinois in 2015. The last time Penn State shutout an opponent in back-to-back seasons was 2009 and 2010.
- The 39-point shutout win was Penn State's largest road shutout victory since joining the Big Ten in 1993 and the largest road shutout since 1973 (Navy, 39-0).
- It was Penn State's seventh Big Ten shutout (against 6 different teams) and the first time doing so in consecutive seasons:

Big Ten Shutouts

1993, 31-0 at Iowa
1998, 27-0 vs. Illinois
2002, 49-0 vs. Northwestern
2006, 12-0 at Purdue
2009, 20-0 vs. Minnesota
2015, 39-0 vs. Illinois
2016, 39-0 at Rutgers

- The Nittany Lions allowed just 87 yards of offense to the Scarlet Knights, the fewest given up in a Big Ten game by a Penn State team and the fewest in a game overall since giving up 74 yards versus Temple in 2006.
- Penn State gave up just five first downs to Rutgers, the fewest surrendered in a B1G game in program history. The five first downs allowed were the fewest in any game since giving up two versus Temple in 2006.

DAVIS WINS VLADE AWARD

- Tyler Davis was recognized as the NCAA's most accurate kicker, as he was named the winner of the 2016 Vlade Award presented by The Touchdown Club of Columbus.
- The award is named for former Ohio State kicker Vlade Janakievski, who was one of the most accurate placekickers in Ohio State football history.
- In 2016, Davis was perfect on 62 PAT attempts and accurate on 91.7 percent (22-of-24) of field goal tries, with both of his failed conversions coming on blocks.



OFFENSIVE STARTERS

OPPONENT	LT	LG	C	RG	RT	TE	QB	RB	WR (X)	WR (H)	WR (Z)
AKRON	Bates	Gonzalez	McGovern	Mahon	Wright	Gesicki	McSorley	Barkley	Johnson	Hamilton	Thompkins
PITTSBURGH	Bates	Gonzalez	McGovern	Mahon	Wright	Gesicki	McSorley	Barkley	Johnson	Hamilton	Thompkins
GEORGIA STATE											
at Iowa											
INDIANA											
at Northwestern											
MICHIGAN											
at Ohio State											
at Michigan State											
RUTGERS											
NEBRASKA											
at Maryland											

DEFENSIVE STARTERS

OPPONENT	DE	DT	DT	DE	SLB	MLB	WLB	BCB	FS	SS	FCB
AKRON	S. Miller	Cothran	Cothren	T. Brown	Farmer	Cabinda	Bowen	Campbell	Allen	Apke	Haley
PITTSBURGH	S. Miller	Cothran	Cothren	T. Brown	Farmer	Cabinda	Bowen	Campbell	Allen	Apke	Haley
GEORGIA STATE											
at Iowa											
INDIANA											
at Northwestern											
MICHIGAN											
at Ohio State											
at Michigan State											
RUTGERS											
NEBRASKA											
at Maryland											

CAREER STARTS

Player	'14	'15	'16	'17	Total
Hamilton, DaeSean (WR)	13	12	13	2	40
Allen, Marcus (S)	7	12	14	2	35
Mahon, Brendan (OL)	9	11	9	2	31
Nelson, Andrew (OL)	13	8	6		27
Cabinda, Jason (LB)	1	13	9	2	25
Gesicki, Mike (TE/H)	1	8	14	2	25
Haley, Grant (CB)	-	11	11	2	24
Barkley, Saquon (RB)	-	6	14	2	22
Reid, John (CB)	-	2	14		16
Bates, Ryan (OL)	-	-	14	2	16
McSorley, Trace (QB)	-	-	14	2	16
Cothren, Parker (DT)	-	-	13	2	15
Bowen, Manny (LB)	-	-	12	2	14
Blacknall, Saeed (WR)	1	3	7		11
McGovern, Connor (OL)	-	-	9	2	11
Cothran, Curtis (DT)	-	-	8	2	10
Thompkins, DeAndre (WR)	-	-	7	2	9

Player	'14	'15	'16	'17	Total
Wright, Chasz (OL)	-	-	5	2	7
Givens, Kevin (DT)	-	-	6		6
Brown, Torrence (DE)	-	-	4	2	6
Campbell, Christian (CB)	1	-	3	2	6
Gonzalez, Steven (OL)	-	-	3	2	5
Apke, Troy (S)	-	1	1	2	4
Farmer, Koa (LB)	-	-	2	2	4
Cooper, Jake (LB)	-	1	2		3
Polk, Brandon (WR)	-	3	-		3
Johnson, Juwan (WR)	-	-	1	2	3
Brown, Cam (LB)	-	-	2		2
Smith, Brandon (LB)	-	-	2		2
Shareer Miller (DE)	-	-	-	2	2
Allen, Mark (RB)	7	1	-		1
Scott, Nick (S)	-	1	-		1
Windsor, Robert (DT)	-	-	1		1



DEPTH CHART

OFFENSE

Wide Receiver (X)

84 Juwan Johnson (6-4, 226, Jr./So.)
 11 Irvin Charles (6-4, 217, Jr./So.)
 87 Dae'Lun Darien (6-4, 210, So./Fr.)

Tight End

88 Mike Gesicki (6-6, 250, Sr./Sr.)
 18 Jonathan Holland (6-4, 248, Jr./So.)
 83 Nick Bowers (6-4, 268, Jr./So.) **OR**
 89 Tom Pancoast (6-3, 242, 5th/Sr.)

Left Tackle

52 Ryan Bates (6-4, 312, Jr./So.)
 71 Will Fries (6-6, 305, So./Fr.)
 76 Sterling Jenkins (6-8, 336, Jr./So.)

Left Guard

74 Steven Gonzalez (6-4, 341, Jr./So.)
 73 Mike Miranda (6-3, 303, Fr./Fr.)
 61 C.J. Thorpe (6-3, 329, Fr./Fr.)

Center

66 Connor McGovern (6-5, 312, So./So.)
 64 Zach Simpson (6-3, 301, Jr./So.)
 73 Mike Miranda (6-3, 303, Fr./Fr.)

Right Guard

70 Brendan Mahon (6-4, 318, 5th/Sr.)
 62 Michal Menet (6-4, 301, So./Fr.)
 79 Charlie Shuman (6-8, 316, Sr./Jr.)

Right Tackle

77 Chasz Wright (6-7, 358, Sr./Jr.) **OR**
 59 Andrew Nelson (6-6, 305, Gr./Sr.)
 51 Alex Gellerstedt (6-6, 304, So./Fr.)

Wide Receiver (H)

5 DaeSean Hamilton (6-1, 206, Gr./Sr.)
 10 Brandon Polk (5-9, 175, Jr./So.)
 1 KJ Hamler (5-9, 172, Fr./Fr.)

Wide Receiver (Z)

3 DeAndre Thompkins (5-11, 187, Sr./Jr.)
 13 Saeed Blacknall (6-3, 217, Sr./Sr.)
 12 Mac Hippenhammer (5-11, 178, Fr./Fr.)

Quarterback

9 Trace McSorley (6-0, 195, Sr./Jr.)
 2 Tommy Stevens (6-5, 228, Jr./So.)
 14 Sean Clifford (6-2, 210, Fr./Fr.)

Running Back

26 Saquon Barkley (5-11, 230, Jr./Jr.)
 8 Mark Allen (5-6, 180, Sr./Jr.) **OR**
 6 Andre Robinson (5-9, 223, Jr./So.) **OR**
 24 Miles Sanders (5-11, 215, So./So.)

DEFENSE

Defensive End

48 Shareef Miller (6-5, 257, Jr./So.)
 97 Ryan Buchholz (6-6, 275, Jr./So.)
 18 Shaka Toney (6-3, 233, So./Fr.)

Defensive Tackle

52 Curtis Cothran (6-5, 301, Gr./Sr.)
 30 Kevin Givens (6-1, 287, Jr./So.)
 42 Ellison Jordan (6-0, 293, So./Fr.) **OR**
 55 Antonio Shelton (6-2, 302, So./Fr.)

Defensive Tackle

41 Parker Cothren (6-4, 304, Gr./Sr.)
 54 Robert Windsor (6-4, 303, Jr./So.)
 56 Tyrell Chavis (6-3, 308, Sr./Sr.)

Defensive End

19 Torrence Brown (6-3, 257, Sr./Jr.)
 46 Colin Castagna (6-4, 257, Jr./Jr.)
 34 Shane Simmons (6-3, 250, So./Fr.)

Will Linebacker

43 Manny Bowen (6-1, 226, Jr./Jr.)
 6 Cam Brown (6-5, 227, So./So.)
 47 Brandon Smith (6-0, 231, Gr./Sr.)

Middle Linebacker

40 Jason Cabinda (6-1, 234, Sr./Sr.)
 47 Brandon Smith (6-0, 231, Gr./Sr.)
 33 Jake Cooper (6-1, 234, Jr./Jr.)

Sam Linebacker

7 Koa Farmer (6-1, 237, Sr./Jr.)
 9 Jarvis Miller (6-2, 222, Jr./So.)
 6 Cam Brown (6-5, 227, So./So.)

Boundary Cornerback

1 Christian Campbell (6-1, 194, Sr./Sr.)
 5 Tariq Castro-Fields (6-0, 185, Fr./Fr.)
 38 Lamont Wade (5-9, 196, Fr./Fr.)

Free Safety

2 Marcus Allen (6-2, 207, Sr./Sr.)
 4 Nick Scott (5-11, 199, Sr./Jr.)

Strong Safety

28 Troy Apke (6-1, 198, Sr./Sr.)
 23 Ayron Monroe (5-11, 207, Jr./So.)
 17 Garrett Taylor (6-0, 197, Jr./So.)

Field Cornerback

15 Grant Haley (5-9, 190, Sr./Sr.)
 21 Amani Oruwariye (6-1, 209, Sr./Jr.)
 14 Zech McPhearson (5-11, 182, So./Fr.)

SPECIAL TEAMS

Punter

93 Blake Gillikin (6-2, 195, So./So.)
 92 Daniel Pasquariello (6-1, 201, Sr./Sr.)
 97 Carson Landis (6-2, 198, Fr./Fr.)

Kicker

95 Tyler Davis (5-11, 183, 5th/Sr.)
 90 Alex Barbir (5-9, 193, So./Fr.)
 97 Carson Landis (6-2, 198, Fr./Fr.)

Holder

16 Billy Fessler (5-11, 181, Sr./Jr.)
 92 Daniel Pasquariello (6-1, 201, Sr./Sr.)
 93 Blake Gillikin (6-2, 195, So./So.)

Long Snapper

96 Kyle Vasey (6-2, 234, Sr./Jr.)
 36 Jan Johnson (6-2, 234, Jr./So.)
 94 Joe Calcagno (6-0, 253, Fr./Fr.)

Kickoff Returners

26 Saquon Barkley (5-11, 230, Jr./Jr.)
 24 Miles Sanders (5-11, 215, So./So.)
 10 Brandon Polk (5-9, 175, Jr./So.)

Punt Returners

3 DeAndre Thompkins (5-11, 187, Sr./Jr.)
 28 Troy Apke (6-1, 198, Sr./Sr.)
 39 Josh McPhearson (5-10, 197, 5th/Sr.)

PRONUNCIATIONS

Troy Apke Troy App-KEY
 Saquon Barkley SAY-kwon Barkley
 Saeed Blacknall Sah-eed Black-NALL
 Ryan Buchholz Ryan BUCK-holez
 Colin Castagna Colin CAST-on-yah (like lasagna)
 Tariq Castro-Fields TUH-reek Castro-Fields
 Tyrell Chavis TIE-rell CHAY-viss
 Curtis Cothran Curtis CAW-thren
 Parker Cothren Parker CAW-thren
 Dae'Lun Darien DAY-lawn Darien
 Yetur Gross-Matos E-tore Gross-Mah-tose
 Brelin Faison-Walden BREY-lynn FACE-in Walden
 Koa Farmer CO-uh Farmer
 Will Fries Will FRY-z
 Mike Gesicki Mike Guh-sick-E
 DaeSean Hamilton DAY-shawn Hamilton
 Fred Hansard Hann-SARD
 Brendan Mahon Brendan MANN
 Zech McPhearson Zack McPhearson
 Michael Menet Michael men-NET
 Ayron Monroe AIR-en Monroe
 Amani Oruwariye UH-monn-E O-rue-waar-ee-A
 Daniel Pasquariello Daniel pass-KAH-rello
 Kyle Vasey VAY-see
 Chris Welde Chris WELL-dee
 Jake Zembiec Jake ZEM-beck

ASSISTANT COACHES



Brent Pry
 Assoc. Head Coach/
 Def. Coord./LBs
 Field



Joe Moorhead
 Off. Coord./
 Quarterbacks
 Field



Charles Huff
 Special Teams Coord./
 Running Backs
 Field



Tim Banks
 Co-Def. Coord./
 Safeties
 Booth



Josh Gattis
 Asst. Special Teams
 Coord./Wide Receivers
 Field



Matt Limegrover
 Offensive Line
 Field



Ricky Rahne
 Pass Game Coord./
 Tight Ends
 Booth



Terry M. Smith
 Asst. Head Coach/
 Cornerbacks
 Field



Sean Spencer
 Run Game Coord./
 Defensive Line
 Field



NUMERICAL ROSTER

NO.	NAME	POS.	CL./EL.	HT.	WT.	HIGH SCHOOL/COACH	HOMETOWN
1	Campbell, Christian ***	CB	Sr./Sr.	6-1	194	Central/Woodrow Lowe	Phenix City, Ala.
1	Hamler, KJ	WR	Fr./Fr.	5-9	172	IMG Academy (Fla.)/Kevin Wright	Pontiac, Mich.
2	Allen, Marcus ***	S	Sr./Sr.	6-2	207	Dr. Henry A. Wise, Jr./Dalawn Parrish	Upper Marlboro, Md.
2	Stevens, Tommy	QB	Jr./So.	6-5	228	Decatur Central/Justin Dixon	Indianapolis, Ind.
3	Johnson, Donovan	CB	Fr./Fr.	5-9	180	Cass Tech/Thomas Wilcher	Detroit, Mich.
3	Thompkins, DeAndre **	WR	Sr./Jr.	5-11	187	Swansboro/Tim Laspada	Hubert, N.C.
4	Scott, Nick **	S	Sr./Jr.	5-11	199	Fairfax/Kevin Simonds	Fairfax, Va.
5	Castro-Fields, Tariq	CB	Fr./Fr.	6-0	185	Riverdale Baptist School/Caesar Nettles	Upper Marlboro, Md.
5	Hamilton, DaeSean ***	WR	Gr./Sr.	6-1	206	Mountain View/Lou Sorrentino	Fredericksburg, Va.
6	Brown, Cam *	LB	So./So.	6-5	227	The Bullis School/Patrick Cilento	Burtonsville, Md.
6	Robinson, Andre	RB	Jr./So.	5-9	223	Bishop McDevitt/Jeff Weachter	Mechanicsburg, Pa.
7	Farmer, Koa **	LB	Sr./Jr.	6-1	237	Notre Dame/Kevin Rooney	Lake View Terrace, Calif.
7	Zembiec, Jake	QB	So./Fr.	6-3	219	Aquinas Institute/Chris Battaglia	Rochester, N.Y.
8	Allen, Mark *	RB	Sr./Jr.	5-6	180	DeMatha/Elijah Brooks	Hyattsville, Md.
9	McSorley, Trace **	QB	Sr./Jr.	6-0	195	Briar Woods/Charlie Pierce	Ashburn, Va.
9	Miller, Jarvis *	LB	Jr./So.	6-2	222	Windsor Locks/Suffield/East Granby/Jason Qua	Suffield, Conn.
10	Polk, Brandon *	WR	Jr./So.	5-9	175	Briar Woods/Charlie Pierce	Ashburn, Va.
11	Charles, Irvin *	WR	Jr./So.	6-4	217	Paul VI/John Doherty	Sicklerville, N.J.
12	Davis, Desi	CB	Sr./Jr.	5-11	181	Harrilton/Matthew Bahr	Ardmore, Pa.
12	Hippenhammer, Mac	WR	Fr./Fr.	5-11	178	R. Nelson Snider/Kurt Tippmann	Fort Wayne, Ind.
13	Blacknall, Saeed ***	WR	Sr./Sr.	6-3	217	Manalapan/Ed Gurrieri	Manalapan, N.J.
13	Brooks, Ellis	LB	Fr./Fr.	6-1	235	Benedictine College Prep/Greg Lily	Mechanicsville, Va.
14	Clifford, Sean	QB	Fr./Fr.	6-2	210	Saint Xavier/Steve Specht	Cincinnati, Ohio
14	McPhearson, Zech	CB	So./Fr.	5-11	182	Riverdale Baptist School/Caesar Nettles	Columbia, Md.
15	Haley, Grant ***	CB	Sr./Sr.	5-9	190	The Lovett School/Mike Muschamp	Atlanta, Ga.
15	Shuster, Michael	QB	So./Fr.	6-2	209	Camp Hill/Frank Gay	Camp Hill, Pa.
16	Fessler, Billy	QB	Sr./Jr.	5-11	181	Erie Cathedral Prep/Mike Mischler	Erie, Pa.
16	Petrishen, John	S	Jr./So.	6-0	211	Pittsburgh Central Catholic/Terry Totten	Lower Burrell, Pa.
17	Taylor, Garrett *	S	Jr./So.	6-0	197	Saint Christopher's/Lance Clelland	Richmond, Va.
18	Holland, Jonathan *	TE/H	Jr./So.	6-4	248	The Bullis School/Patrick Cilento	Brandywine, Md.
18	Toney, Shaka	DE	So./Fr.	6-3	233	Imhotep Charter/Albie Crosby	Philadelphia, Pa.
19	Brown, Torrence **	DE	Sr./Jr.	6-3	257	Tuscaloosa Academy/Robert Johnson	Tuscaloosa, Ala.
20	Butler, Jabari	CB	Jr./Jr.	5-11	181	Abilene Christian University/Ken Collums	Potomac, Md.
20	Thomas, Johnathan	RB	Sr./Jr.	5-11	216	St. John's Prep/Jim O'Leary	Peabody, Mass.
21	Oruwariye, Amani **	CB	Sr./Jr.	6-1	209	Gaither/Jason Stokes	Tampa, Fla.
23	Monroe, Ayron *	S	Jr./So.	5-11	207	Saint Johns College H.S./Joe Patterson	Largo, Md.
24	Brown, DJ	CB	Fr./Fr.	5-10	183	Creekside/Will Rogers	College Park, Ga.
24	Sanders, Miles *	RB	So./So.	5-11	215	Woodland Hills/George Novak	Pittsburgh, Pa.
25	Faison-Walden, Brelin	LB	Fr./Fr.	6-1	212	Grimsley/Darrel Brown	Greensboro, N.C.
26	Barkley, Saquon **	RB	Jr./Jr.	5-11	230	Whitehall/Brian Gilbert	Coplay, Pa.
26	Sutherland, Jonathan	S	Fr./Fr.	5-11	200	Episcopal (Va.)/Panos Voulgaris	Ottawa, Ontario, Canada
28	Apke, Troy ***	S	Sr./Sr.	6-1	198	Mount Lebanon/Mike Melnyk	Mt. Lebanon, Pa.
29	Reid, John **	CB	Jr./Jr.	5-10	187	St. Joseph's Prep (Pa.)/Gabe Infante	Mount Laurel, N.J.
30	Givens, Kevin *	DT	Jr./So.	6-1	287	Altoona Area/John Franco	Altoona, Pa.
31	Welde, Christopher	WR	Jr./So.	5-7	167	Council Rock North/Adam Collachi	Newtown, Pa.
32	Brown, Journey	RB	Fr./Fr.	5-11	200	Meadville/Ray Collins	Meadville, Pa.
32	Vallone, Mitchell	S	Sr./Sr.	5-9	201	Elk County Catholic/Travis Skrzypek	Johnsonburg, Pa.
33	Cooper, Jake **	LB	Jr./Jr.	6-1	234	Archbishop Wood/Steve Devlin	Doylestown, Pa.
34	Simmons, Shane	DE	So./Fr.	6-3	250	DeMatha/Elijah Brooks	Laurel, Md.
35	Neff, Justin	S	Fr./Fr.	6-1	187	Central Mountain/James Renninger	Mill Hall, Pa.
36	Johnson, Jan	LB	Jr./So.	6-2	234	Governor Mifflin/Dominic Vecchio	Mohnton, Pa.
37	Hartlaub, Drew	S	Fr./Fr.	5-11	180	South Western/Chris Heilman	Hanover, Pa.
38	Wade, Lamont	CB	Fr./Fr.	5-9	196	Clairton/Wayne Wade	Clairton, Pa.
39	Di Leo, Frank	LB	Jr./So.	5-9	222	Saint Ignatius College Prep/John O'Connor	Elmhurst, Ill.
39	McPhearson, Josh	RB	Sr./Sr.	5-10	197	Annapolis Area Christian/Ken Lucas	Columbia, Md.
40	Cabinda, Jason ***	LB	Sr./Sr.	6-1	234	Hunterdon Central/Matthew Perotti	Flemington, N.J.
40	Eury, Nick	RB	So./Fr.	5-9	207	Lake-Lehman/Jerry Gilsky	Shavertown, Pa.
41	Arcangelo, Joe	TE	Jr./So.	6-4	252	Abington Heights/Joe Repshis	Clarks Summit, Pa.
41	Cothren, Parker ***	DT	Gr./Sr.	6-4	304	Hazel Green/Matthew Putnam	Huntsville, Ala.
42	Jordan, Ellison	DT	So./Fr.	6-0	293	Gilman School/Biff Poggi	Upper Marlboro, Md.
43	Bowen, Manny **	LB	Jr./Jr.	6-1	226	Barneget/Rob Davis	Barneget, N.J.
44	Franklin, Brailyn	LB	Fr./Fr.	6-2	204	Battlefield (Va.)/Jared Van Acker	Arlington, Texas
45	DuMond, Joe	LB	So./So.	5-11	241	St. Joseph's Prep/Gabe Infante	Philadelphia, Pa.
46	Castagna, Colin	DE	Jr./Jr.	6-4	257	Barrington/Joe Sanchez	Barrington, Ill.
47	Blair, Will	LB	So./Fr.	5-11	219	Hempfield/Ron Zeiber	Lancaster, Pa.
47	Smith, Brandon *	LB	Gr./Sr.	6-0	231	Lewisburg/Jeremy Winn	Winfield, Pa.
48	Miller, Shareef *	DE	Jr./So.	6-5	257	George Washington/Ronald Cohen	Philadelphia, Pa.
49	Joseph, Daniel	DE	So./Fr.	6-3	250	Lake Forest Academy (Ill.)/Robin Bowkett	Brampton, Ontario, Canada
50	Chizmar, Max	LB	Fr./Fr.	6-2	221	Mars Area/Scott Heinauer	Mars, Pa.



NUMERICAL ROSTER [CONT.]

NO.	NAME	POS.	CL./EL.	HT.	WT.	HIGH SCHOOL/COACH	HOMETOWN
51	Gellerstedt, Alex	OL	So./Fr.	6-6	304	Dublin Coffman/Mark Crabtree	Dublin, Ohio
51	Vranic, Jason	LB	Sr./Jr.	6-0	222	Erie C.C./Scott Pilkey	Wheatfield, N.Y.
52	Bates, Ryan *	OL	Jr./So.	6-4	312	Archbishop Wood/Steve Devlin	Warrington, Pa.
52	Cothran, Curtis **	DT	Gr./Sr.	6-5	301	Council Rock North/Adam Collachi	Newtown, Pa.
53	Hansard, Fred	DT	Fr./Fr.	6-3	310	The Hun School/Todd Smith	Burlington, N.J.
54	Windsor, Robert *	DT	Jr./So.	6-4	303	Fond Du Lac/Mike Gnewuch	Fond Du Lac, Wis.
55	Shelton, Antonio	DT	So./Fr.	6-2	302	Westerville-North/Rodger Elander	Westerville, Ohio
56	Chavis, Tyrell *	DT	Sr./Sr.	6-3	308	Nassau C.C./Joe Osovet	Richmond, Va.
58	Presta, Evan	DT	Fr./Fr.	6-3	266	Cathedral Prep/Mike Mischler	Erie, Pa.
59	Nelson, Andrew ***	OL	Gr./Sr.	6-6	305	Hershey/Mark Painter	Hershey, Pa.
61	Thorpe, C.J.	OL	Fr./Fr.	6-3	329	Central Catholic/Terry Totten	Glenshaw, Pa.
62	Menet, Michal	OL	So./Fr.	6-4	301	Exeter Township Senior/Matt Bauer	Birdsboro, Pa.
64	Simpson, Zach *	OL	Jr./So.	6-3	301	Holidaysburg Area/Homer DeLattre	Holidaysburg, Pa.
65	McCracken, Crae	OL	Fr./Fr.	6-2	280	Loyalsock Township/Justin Van Fleet	Williamsport, Pa.
66	McGovern, Connor *	OL	So./So.	6-5	312	Lake-Lehman/Jerry Gilsky	Larksville, Pa.
68	Kelly, Hunter	OL	So./Fr.	6-2	300	Neshaminy/Steve Wilmot	Langhorne, Pa.
70	Mahon, Brendan ***	OL	Sr./Sr.	6-4	318	Randolph/Joe Lusardi	Randolph, N.J.
71	Fries, Will	OL	So./Fr.	6-6	305	Cranford/Erik Rosenmeier	Cranford, N.J.
72	Martin, Robbie	OL	Fr./Fr.	6-4	284	Saint Joseph Regional/Augie Hoffmann	Sparta, N.J.
73	Miranda, Mike	OL	Fr./Fr.	6-3	303	Stow-Munroe Falls/Mark Nori	Stow, Ohio
74	Gonzalez, Steven *	OL	Jr./So.	6-4	341	Union City/Wil Valdez	Union City, N.J.
75	Holmes, Des	OL	Fr./Fr.	6-5	319	Cardinal O'Hara/BJ Hogan	Norristown, Pa.
76	Jenkins, Sterling	OL	Jr./So.	6-8	336	Baldwin/Pete Wagner	Pittsburgh, Pa.
77	Wright, Chasz **	OL	Sr./Jr.	6-7	358	Milford Academy/Bill Chaplick	Woodbridge, Va.
79	Shuman, Charlie	OL	Sr./Jr.	6-8	316	Pittsford Sutherland/Keith Molinich	Pittsford, N.Y.
80	Dalton, Danny	TE/H	So./Fr.	6-4	234	Marshfield/Lou Silva	Marshfield, Mass.
80	Weller, Justin	WR	Fr./Fr.	6-0	187	Wilson/Doug Dahms	Sinking Spring, Pa.
81	Sullivan-Brown, Cam	WR	Fr./Fr.	6-0	187	Saint Vincent Pallotti/Ian Thomas	Bowie, Md.
82	Shoop, Tyler	WR	Jr./So.	5-11	185	Father Ryan/Bruce Lussier	Nashville, Tenn.
83	Bowers, Nick	TE/H	Jr./So.	6-4	268	Kittanning Senior/Frank Fabian	Kittanning, Pa.
83	Hoensine, Alex	WR	Fr./Fr.	6-1	178	Central/Dave Baker	East Freedom, Pa.
84	Johnson, Juwan *	WR	Jr./So.	6-4	226	Glassboro/Mark Maccarone	Glassboro, N.J.
85	Lutz, Isaac	WR	So./Fr.	5-11	181	Berks Catholic/Rick Keeley	Reading, Pa.
86	Hodgens, Cody	WR	Gr./Sr.	5-7	173	Robinson/Mike DePue	Wesley Chapel, Fla.
87	Darien, Dae'Lun	WR	So./Fr.	6-4	210	Dunbar/Lawrence Smith	Baltimore, Md.
88	Gesicki, Mike ***	TE/H	Sr./Sr.	6-6	250	Southern Regional/Chuck Donahue	Manahawkin, N.J.
89	Maxwell, Colton	WR	So./Fr.	6-0	190	Northampton/Mark Scisly	Northampton, Pa.
89	Pancoast, Tom *	TE/H	Sr./Sr.	6-3	242	Unionville/Pat Clark	West Chester, Pa.
90	Barber, Damion	DE	Fr./Fr.	6-3	245	Harrisburg/Calvin Everett	Harrisburg, Pa.
90	Barbir, Alex	K	So./Fr.	5-9	193	South Forsyth/Jeff Arnette	Cumming, Ga.
91	Monk, Ryan	DT	Jr./So.	6-1	282	Dallas/Bob Zaruta	Dallas, Pa.
91	Stoll, Chris	SN	Fr./Fr.	6-2	251	St. Francis DeSales/Ryan Wiggins	Westerville, Ohio
92	Bolds, Corey	DT	Fr./Fr.	6-3	285	Paramus Catholic/Dan Sabella	Paterson, N.J.
92	Pasquariello, Daniel **	P	Gr./Sr.	6-1	201	Xavier College HS/--	Melbourne, Victoria, Australia
93	Gillikin, Blake *	P/K	So./So.	6-2	195	The Westminster Schools/Gerry Romberg	Smyrna, Ga.
94	Calcagno, Joe	SN	Fr./Fr.	6-0	253	Fenwick/Gene Nudo	Elmhurst, Ill.
95	Davis, Tyler **	K/P	Sr./Sr.	5-11	183	North/--	St. Charles, Ill.
96	Iyke, Immanuel	DT	Jr./So.	6-2	298	Parsippany Hills/Dave Albano	Hackettstown, N.J.
96	Vasey, Kyle	SN	Sr./Jr.	6-2	234	Wallenpaupack/Mark Watson	Hawley, Pa.
97	Buchholz, Ryan *	DE	Jr./So.	6-6	275	Great Valley/Dan Ellis	Malvern, Pa.
97	Landis, Carson	K/P	Fr./Fr.	6-2	198	Emmaus/Harold Fairclough	Macungie, Pa.
99	Gross-Matos, Yetur	DE	Fr./Fr.	6-5	248	Chancellor/Bob Oliver	Spotsylvania, Va.

* - Letters won

^ - 5th-year senior



ALPHABETICAL ROSTER

NO.	NAME	POS.	CL./EL.	HT.	WT.	HIGH SCHOOL/COACH	HOMETOWN
2	Allen, Marcus ***	S	Sr./Sr.	6-2	207	Dr. Henry A. Wise, Jr./Dalawn Parrish	Upper Marlboro, Md.
8	Allen, Mark *	RB	Sr./Jr.	5-6	180	DeMatha/Elijah Brooks	Hyattsville, Md.
28	Apke, Troy ***	S	Sr./Sr.	6-1	198	Mount Lebanon/Mike Melnyk	Mt. Lebanon, Pa.
41	Arcangelo, Joe	TE	Jr./So.	6-4	252	Abington Heights/Joe Repshis	Clarks Summit, Pa.
90	Barber, Damion	DE	Fr./Fr.	6-3	245	Harrisburg/Calvin Everett	Harrisburg, Pa.
90	Barbir, Alex	K	So./Fr.	5-9	193	South Forsyth/Jeff Arnette	Cumming, Ga.
26	Barkley, Saquon **	RB	Jr./Jr.	5-11	230	Whitehall/Brian Gilbert	Coplay, Pa.
52	Bates, Ryan *	OL	Jr./So.	6-4	312	Archbishop Wood/Steve Devlin	Warrington, Pa.
13	Blacknall, Saeed ***	WR	Sr./Sr.	6-3	217	Manalapan/Ed Gurrieri	Manalapan, N.J.
47	Blair, Will	LB	So./Fr.	5-11	219	Hempfield/Ron Zeiber	Lancaster, Pa.
92	Bolds, Corey	DT	Fr./Fr.	6-3	285	Paramus Catholic/Dan Sabella	Paterson, N.J.
43	Bowen, Manny **	LB	Jr./Jr.	6-1	226	Barneget/Rob Davis	Barneget, N.J.
83	Bowers, Nick	TE/H	Jr./So.	6-4	268	Kittanning Senior/Frank Fabian	Kittanning, Pa.
13	Brooks, Ellis	LB	Fr./Fr.	6-1	235	Benedictine College Prep/Greg Lilly	Mechanicsville, Va.
6	Brown, Cam *	LB	So./So.	6-5	227	The Bullis School/Patrick Cilento	Burtonsville, Md.
24	Brown, DJ	CB	Fr./Fr.	5-10	183	Creekside/Will Rogers	College Park, Ga.
32	Brown, Journey	RB	Fr./Fr.	5-11	200	Meadville/Ray Collins	Meadville, Pa.
19	Brown, Torrence **	DE	Sr./Jr.	6-3	257	Tuscaloosa Academy/Robert Johnson	Tuscaloosa, Ala.
97	Buchholz, Ryan *	DE	Jr./So.	6-6	275	Great Valley/Dan Ellis	Malvern, Pa.
20	Butler, Jabari	CB	Jr./Jr.	5-11	181	Abilene Christian University/Ken Collums	Potomac, Md.
40	Cabinda, Jason ***	LB	Sr./Sr.	6-1	234	Hunterdon Central/Matthew Perotti	Flemington, N.J.
94	Calcagno, Joe	SN	Fr./Fr.	6-0	253	Fenwick/Gene Nudo	Elmhurst, Ill.
1	Campbell, Christian ***	CB	Sr./Sr.	6-1	194	Central/Woodrow Lowe	Phenix City, Ala.
46	Castagna, Colin	DE	Jr./Jr.	6-4	257	Barrington/Joe Sanchez	Barrington, Ill.
5	Castro-Fields, Tariq	CB	Fr./Fr.	6-0	185	Riverdale Baptist School/Caesar Nettles	Upper Marlboro, Md.
11	Charles, Irvin *	WR	Jr./So.	6-4	217	Paul VI/John Doherty	Sicklerville, N.J.
56	Chavis, Tyrell *	DT	Sr./Sr.	6-3	308	Nassau C.C./Joe Osovet	Richmond, Va.
50	Chizmar, Max	LB	Fr./Fr.	6-2	221	Mars Area/Scott Heinauer	Mars, Pa.
14	Clifford, Sean	QB	Fr./Fr.	6-2	210	Saint Xavier/Steve Specht	Cincinnati, Ohio
33	Cooper, Jake **	LB	Jr./Jr.	6-1	234	Archbishop Wood/Steve Devlin	Doylestown, Pa.
52	Cothran, Curtis **	DT	Gr./Sr.	6-5	301	Council Rock North/Adam Collachi	Newtown, Pa.
41	Cothren, Parker ***	DT	Gr./Sr.	6-4	304	Hazel Green/Matthew Putnam	Huntsville, Ala.
80	Dalton, Danny	TE/H	So./Fr.	6-4	234	Marshfield/Lou Silva	Marshfield, Mass.
87	Darien, Dae'Lun	WR	So./Fr.	6-4	210	Dunbar/Lawrence Smith	Baltimore, Md.
12	Davis, Desi	CB	Sr./Jr.	5-11	181	Harrilton/Matthew Bahr	Ardmore, Pa.
95	Davis, Tyler **	K/P	Sr./Sr.	5-11	183	North/--	St. Charles, Ill.
39	Di Leo, Frank	LB	Jr./So.	5-9	222	Saint Ignatius College Prep/John O'Connor	Elmhurst, Ill.
45	DuMond, Joe	LB	So./So.	5-11	241	St. Joseph's Prep/Gabe Infante	Philadelphia, Pa.
40	Eury, Nick	RB	So./Fr.	5-9	207	Lake-Lehman/Jerry Gilsky	Shavertown, Pa.
25	Faison-Walden, Brelin	LB	Fr./Fr.	6-1	212	Grimsley/Darrel Brown	Greensboro, N.C.
7	Farmer, Koa **	LB	Sr./Jr.	6-1	237	Notre Dame/Kevin Rooney	Lake View Terrace, Calif.
16	Fessler, Billy	QB	Sr./Jr.	5-11	181	Erie Cathedral Prep/Mike Mischler	Erie, Pa.
44	Franklin, Brailyn	LB	Fr./Fr.	6-2	204	Battlefield (Va.)/Jared Van Acker	Arlington, Texas
71	Fries, Will	OL	So./Fr.	6-6	305	Cranford/Erik Rosenmeier	Cranford, N.J.
51	Gellerstedt, Alex	OL	So./Fr.	6-6	304	Dublin Coffman/Mark Crabtree	Dublin, Ohio
88	Gesicki, Mike ***	TE/H	Sr./Sr.	6-6	250	Southern Regional/Chuck Donahue	Manahawkin, N.J.
93	Gillikin, Blake *	P/K	So./So.	6-2	195	The Westminster Schools/Gerry Romberg	Smyrna, Ga.
30	Givens, Kevin *	DT	Jr./So.	6-1	287	Altoona Area/John Franco	Altoona, Pa.
74	Gonzalez, Steven *	OL	Jr./So.	6-4	341	Union City/Wil Valdez	Union City, N.J.
99	Gross-Matos, Yetur	DE	Fr./Fr.	6-5	248	Chancellor/Bob Oliver	Spotsylvania, Va.
15	Haley, Grant ***	CB	Sr./Sr.	5-9	190	The Lovett School/Mike Muschamp	Atlanta, Ga.
5	Hamilton, DaeSean ***	WR	Gr./Sr.	6-1	206	Mountain View/Lou Sorrentino	Fredericksburg, Va.
1	Hamler, KJ	WR	Fr./Fr.	5-9	172	IMG Academy (Fla.)/Kevin Wright	Pontiac, Mich.
53	Hansard, Fred	DT	Fr./Fr.	6-3	310	The Hun School/Todd Smith	Burlington, N.J.
37	Hartlaub, Drew	S	Fr./Fr.	5-11	180	South Western/Chris Heilman	Hanover, Pa.
12	Hippenhammer, Mac	WR	Fr./Fr.	5-11	178	R. Nelson Snider/Kurt Tippmann	Fort Wayne, Ind.
86	Hodgens, Cody	WR	Gr./Sr.	5-7	173	Robinson/Mike DePue	Wesley Chapel, Fla.
83	Hoestine, Alex	WR	Fr./Fr.	6-1	178	Central/Dave Baker	East Freedom, Pa.
18	Holland, Jonathan *	TE/H	Jr./So.	6-4	248	The Bullis School/Patrick Cilento	Brandywine, Md.
75	Holmes, Des	OL	Fr./Fr.	6-5	319	Cardinal O'Hara/BJ Hogan	Norristown, Pa.
96	Iyke, Immanuel	DT	Jr./So.	6-2	298	Parsippany Hills/Dave Albano	Hackettstown, N.J.
76	Jenkins, Sterling	OL	Jr./So.	6-8	336	Baldwin/Pete Wagner	Pittsburgh, Pa.
3	Johnson, Donovan	CB	Fr./Fr.	5-9	180	Cass Tech/Thomas Wilcher	Detroit, Mich.
36	Johnson, Jan	LB	Jr./So.	6-2	234	Governor Mifflin/Dominic Vecchio	Mohnton, Pa.
84	Johnson, Juwan *	WR	Jr./So.	6-4	226	Glassboro/Mark Maccarone	Glassboro, N.J.
42	Jordan, Ellison	DT	So./Fr.	6-0	293	Gilman School/Biff Poggi	Upper Marlboro, Md.
49	Joseph, Daniel	DE	So./Fr.	6-3	250	Lake Forest Academy (Ill.)/Robin Bowkett	Brampton, Ontario, Canada
68	Kelly, Hunter	OL	So./Fr.	6-2	300	Neshaminy/Steve Wilmot	Langhorne, Pa.
97	Landis, Carson	K/P	Fr./Fr.	6-2	198	Emmaus/Harold Fairclough	Macungie, Pa.



ALPHABETICAL ROSTER [CONT.]

NO.	NAME	POS.	CL./EL.	HT.	WT.	HIGH SCHOOL/COACH	HOMETOWN
85	Lutz, Isaac	WR	So./Fr.	5-11	181	Berks Catholic/Rick Keeley	Reading, Pa.
70	Mahon, Brendan ***	OL	Sr.^/Sr.	6-4	318	Randolph/Joe Lusardi	Randolph, N.J.
72	Martin, Robbie	OL	Fr./Fr.	6-4	284	Saint Joseph Regional/Augie Hoffmann	Sparta, N.J.
89	Maxwell, Colton	WR	So./Fr.	6-0	190	Northampton/Mark Scisly	Northampton, Pa.
65	McCracken, Crae	OL	Fr./Fr.	6-2	280	Loyalsock Township/Justin Van Fleet	Williamsport, Pa.
66	McGovern, Connor *	OL	So./So.	6-5	312	Lake-Lehman/Jerry Gilsky	Larksville, Pa.
39	McPhearson, Josh	RB	Sr.^/Sr.	5-10	197	Annapolis Area Christian/Ken Lucas	Columbia, Md.
14	McPhearson, Zech	CB	So./Fr.	5-11	182	Riverdale Baptist School/Caesar Nettles	Columbia, Md.
9	McSorley, Trace **	QB	Sr./Jr.	6-0	195	Briar Woods/Charlie Pierce	Ashburn, Va.
62	Menet, Michal	OL	So./Fr.	6-4	301	Exeter Township Senior/Matt Bauer	Birdsboro, Pa.
9	Miller, Jarvis *	LB	Jr./So.	6-2	222	Windsor Locks/Suffield/East Granby/Jason Qua	Suffield, Conn.
48	Miller, Shareef *	DE	Jr./So.	6-5	257	George Washington/Ronald Cohen	Philadelphia, Pa.
73	Miranda, Mike	OL	Fr./Fr.	6-3	303	Stow-Munroe Falls/Mark Nori	Stow, Ohio
91	Monk, Ryan	DT	Jr./So.	6-1	282	Dallas/Bob Zaruta	Dallas, Pa.
23	Monroe, Ayrton *	S	Jr./So.	5-11	207	Saint Johns College H.S./Joe Patterson	Largo, Md.
35	Neff, Justin	S	Fr./Fr.	6-1	187	Central Mountain/James Renninger	Mill Hall, Pa.
59	Nelson, Andrew ***	OL	Gr./Sr.	6-6	305	Hershey/Mark Painter	Hershey, Pa.
21	Oruwariye, Amani **	CB	Sr./Jr.	6-1	209	Gaither/Jason Stokes	Tampa, Fla.
89	Pancoast, Tom *	TE/H	Sr.^/Sr.	6-3	242	Unionville/Pat Clark	West Chester, Pa.
92	Pasquariello, Daniel **	P	Gr./Sr.	6-1	201	Xavier College HS/--	Melbourne, Victoria, Australia
16	Petrishen, John	S	Jr./So.	6-0	211	Pittsburgh Central Catholic/Terry Totten	Lower Burrell, Pa.
10	Polk, Brandon *	WR	Jr./So.	5-9	175	Briar Woods/Charlie Pierce	Ashburn, Va.
58	Presta, Evan	DT	Fr./Fr.	6-3	266	Cathedral Prep/Mike Mischler	Erie, Pa.
29	Reid, John **	CB	Jr./Jr.	5-10	187	St. Joseph's Prep (Pa.)/Gabe Infante	Mount Laurel, N.J.
6	Robinson, Andre	RB	Jr./So.	5-9	223	Bishop McDevitt/Jeff Weachter	Mechanicsburg, Pa.
24	Sanders, Miles *	RB	So./So.	5-11	215	Woodland Hills/George Novak	Pittsburgh, Pa.
4	Scott, Nick **	S	Sr./Jr.	5-11	199	Fairfax/Kevin Simonds	Fairfax, Va.
55	Shelton, Antonio	DT	So./Fr.	6-2	302	Westerville-North/Rodger Elander	Westerville, Ohio
82	Shoop, Tyler	WR	Jr./So.	5-11	185	Father Ryan/Bruce Lussier	Nashville, Tenn.
79	Shuman, Charlie	OL	Sr./Jr.	6-8	316	Pittsford Sutherland/Keith Molinich	Pittsford, N.Y.
15	Shuster, Michael	QB	So./Fr.	6-2	209	Camp Hill/Frank Gay	Camp Hill, Pa.
34	Simmons, Shane	DE	So./Fr.	6-3	250	DeMatha/Elijah Brooks	Laurel, Md.
64	Simpson, Zach *	OL	Jr./So.	6-3	301	Holidaysburg Area/Homer DeLattre	Holidaysburg, Pa.
47	Smith, Brandon *	LB	Gr./Sr.	6-0	231	Lewisburg/Jeremy Winn	Winfield, Pa.
2	Stevens, Tommy	QB	Jr./So.	6-5	228	Decatur Central/Justin Dixon	Indianapolis, Ind.
91	Stoll, Chris	SN	Fr./Fr.	6-2	251	St. Francis DeSales/Ryan Wiggins	Westerville, Ohio
81	Sullivan-Brown, Cam	WR	Fr./Fr.	6-0	187	Saint Vincent Pallotti/Ian Thomas	Bowie, Md.
26	Sutherland, Jonathan	S	Fr./Fr.	5-11	200	Episcopal (Va.)/Panos Voulgaris	Ottawa, Ontario, Canada
17	Taylor, Garrett *	S	Jr./So.	6-0	197	Saint Christopher's/Lance Clelland	Richmond, Va.
20	Thomas, Johnathan	RB	Sr./Jr.	5-11	216	St. John's Prep/Jim O'Leary	Peabody, Mass.
3	Thompkins, DeAndre **	WR	Sr./Jr.	5-11	187	Swansboro/Tim Laspada	Hubert, N.C.
61	Thorpe, C.J.	OL	Fr./Fr.	6-3	329	Central Catholic/Terry Totten	Glenshaw, Pa.
18	Toney, Shaka	DE	So./Fr.	6-3	233	Imhotep Charter/Albie Crosby	Philadelphia, Pa.
32	Vallone, Mitchell	S	Sr.^/Sr.	5-9	201	Elk County Catholic/Travis Skrzypek	Johnsonburg, Pa.
96	Vasey, Kyle	SN	Sr./Jr.	6-2	234	Wallenpaupack/Mark Watson	Hawley, Pa.
51	Vranic, Jason	LB	Sr./Jr.	6-0	222	Erie C.C./Scott Pilkey	Wheatfield, N.Y.
38	Wade, Lamont	CB	Fr./Fr.	5-9	196	Clairton/Wayne Wade	Clairton, Pa.
31	Welde, Christopher	WR	Jr./So.	5-7	167	Council Rock North/Adam Collachi	Newtown, Pa.
80	Weller, Justin	WR	Fr./Fr.	6-0	187	Wilson/Doug Dahms	Sinking Spring, Pa.
54	Windsor, Robert *	DT	Jr./So.	6-4	303	Fond Du Lac/Mike Gnewuch	Fond Du Lac, Wis.
77	Wright, Chasz **	OL	Sr./Jr.	6-7	358	Milford Academy/Bill Chaplick	Woodbridge, Va.
7	Zembiec, Jake	QB	So./Fr.	6-3	219	Aquinas Institute/Chris Battaglia	Rochester, N.Y.

* - Letters won

^ - 5th-year senior



THE LAST TIME...

PENN STATE

100+ Yards Rushing: 172, Saquon Barkley vs. Akron, 2017
 150+ Yards Rushing: 172, Saquon Barkley vs. Akron, 2017
 200+ Yards Rushing: 207, Saquon Barkley at Purdue, 2016
 300+ Yards Rushing: 327, Larry Johnson at Indiana, 2002
 30-34 Rushing Attempts: 33, Saquon Barkley at Indiana, 2016
 35+ Rushing Attempts: 35, Zach Zwinak vs. Nebraska, 2013
 Three Touchdowns Rushing: Saquon Barkley (4) at Pitt, 2016
 Four Touchdowns Rushing: Saquon Barkley at Pitt, 2016
 Five Touchdowns Rushing: Ki-Jana Carter vs. Michigan State, 1994
 60+ Yard Run: 80, Saquon Barkley vs. Akron, 2017
 70+ Yard Run: 80, Saquon Barkley vs. Akron, 2017
 80+ Yard Run: 80, Saquon Barkley vs. Akron, 2017
 90+ Yard Run: 92, Bill Belton at Indiana, 2014
 Two Players Rush For 100 Yards: Saquon Barkley (195) & Akeel Lynch (120) vs. Rutgers, 2015
 Four Rushing TD in One Quarter: vs. UMass, 2014 (2nd; Belton (2), Zwinak (2))

300+ Yards Passing: 384, Trace McSorley vs. Wisconsin, 2016 &
 350+ Yards Passing: 384, Trace McSorley vs. Wisconsin, 2016 &
 400+ Yards Passing: 454, Christian Hackenberg vs. UCF, 2014 #
 20-24 Pass Completions: 22, Trace McSorley vs. Wisconsin, 2016 &
 25-29 Pass Completions: 25, Christian Hackenberg at Rutgers, 2014
 30-34 Pass Completions: 34, Christian Hackenberg vs. Boston College, 2014 %
 35+ Pass Completions: 35, Matt McGloin vs. Northwestern, 2012
 30-39 Pass Attempts: 31, Trace McSorley vs. Wisconsin, 2016 &
 40-49 Pass Attempts: 41, Trace McSorley vs. Minnesota, 2016
 50+ Pass Attempts: 50, Christian Hackenberg vs. Boston College, 2014 %
 Four Touchdown Passes: Trace McSorley vs. USC, 2016 ^
 Five Touchdown Passes: Rashard Casey vs. Louisiana Tech, 2000
 Four Interceptions Thrown: Zack Mills at Boston College, 2004

300+ Yards Total Offense: 328, Trace McSorley (280 P, 48 R) vs. Akron, 2017
 350+ Yards Total Offense: 364, Trace McSorley (384 P, -20 R) vs. Wisconsin, 2016 &
 400+ Yards Total Offense: 408, Trace McSorley (335 P, 73 R) vs. Minnesota, 2016

100+ Yards Receiving: 187, Chris Godwin vs. USC, 2016 ^
 150+ Yards Receiving: 187, Chris Godwin vs. USC, 2016 ^
 200+ Yards Receiving: 216, Deon Butler vs. Northwestern, 2006
 Two Players w/ 100 Yards Receiving: Saeed Blacknall (155) & DaeSean Hamilton (118)
 vs. Wisconsin, 2016 &

Two Players w/ 150 Yards Receiving: Geno Lewis (173) & DaeSean Hamilton (165) vs. UCF, 2014 #
 Back-to-Back 100 Yards Receiving Games: Chris Godwin, 2015 (103 at Ohio State; 135 vs. Maryland)
 Three Straight 100-yard Receiving Games: Allen Robinson, 2013
 (133 vs. Syracuse; 129 vs. Eastern Michigan; 143 vs. UCF)

10+ Receptions: 14, DaeSean Hamilton vs. Ohio State, 2014
 50+ Yard Reception: 72, Chris Godwin from Trace McSorley vs. USC, 2016 ^
 60+ Yard Reception: 72, Chris Godwin from Trace McSorley vs. USC, 2016 ^
 70+ Yard Reception: 72, Chris Godwin from Trace McSorley vs. USC, 2016 ^
 80+ Yard Reception: 80, Irvin Charles from Trace McSorley vs. Minnesota, 2016
 Three Touchdowns Receiving: Allen Robinson vs. Indiana, 2012
 Four Touchdowns Receiving: Bobby Engram vs. Minnesota, 1993

150+ All-Purpose Yards: 183 (88 Rush, 45 Rec, 50 KR), Saquon Barkley vs. Pitt, 2017
 200+ All-Purpose Yards: 246 (172 Rush, 54 Rec, 20 KR), Saquon Barkley vs. Akron, 2017
 250+ All-Purpose Yards: 306 (194 Rush, 55 Rec, 57 KR) Saquon Barkley vs. USC, 2016 ^
 Five Touchdowns Scored: 5 (4 rushing, 1 receiving) Saquon Barkley at Pitt, 2016

Kickoff Return For Touchdown: 95, Chaz Powell vs. Indiana State, 2011
 Rushing, Receiving & Kickoff Return TDs: Derrick Williams vs. Illinois, 2008
 100-Yard Kickoff Return: 100, Chaz Powell vs. Youngstown State, 2010
 Punt Return For Touchdown: 61, DeAndre Thompkins, vs. Akron, 2017
 80-Yard Punt Return: 81, Bryant Johnson vs. Michigan State, 2002
 Zero Punts in a Game: Purdue, 2013

Multiple Interceptions: 2, Trevor Williams at Rutgers, 2014
 90-Yard Interception Return: 99, Michael Mauti at Illinois, 2012
 Interception Return For Touchdown: 30, Amani Oruwariye vs. Kent State, 2016
 Five Interceptions in a Game (Team): at Rutgers, 2014
 Fumble Return For Touchdown: 9 yards, Torrence Brown at Indiana, 2016
 Blocked Field Goal: Marcus Allen vs. Ohio State, 2016
 Blocked Field Goal For Touchdown: 60 yards, Grant Haley vs. Ohio State, 2016 (Marcus Allen block)
 Blocked Extra Point: Parker Cothren at Northwestern, 2015
 Blocked Punt: Juwan Johnson at Rutgers, 2016
 Blocked Punt For Touchdown: 0 yards, Michael Yancich vs. Ohio State, 2012 (Mike Hull block)
 Safety: Marcus Allen (tackle in end zone) vs. Pitt, 2017

50-Yard Field Goal: 50, Sam Ficken vs. Temple, 2014
 Four Field Goals: Tyler Davis at Rutgers, 2016
 Five Field Goals: Collin Wagner vs. Temple, 2010

OPPONENT

100+ Yards Rushing: 164, Corey Clement, Wisconsin, 2016 &
 150+ Yards Rushing: 164, Corey Clement, Wisconsin, 2016 &
 200+ Yards Rushing: 203, BenJarvus Green-Ellis, Indiana, 2003
 30-34 Rushing Attempts: 30, Jeremy Langford, Michigan State, 2014
 35+ Rushing Attempts: 44, Mike Hart, Michigan, 2007 (OR)
 Three Touchdowns Rushing: Trevor Siemian, Northwestern, 2014
 Four Touchdowns Rushing: Montee Ball, Wisconsin, 2011
 50+ Yard Run: 67, Corey Clement, Wisconsin, 2016 &
 60+ Yard Run: 67, Corey Clement, Wisconsin, 2016 &
 70+ Yard Run: 74, Curtis Samuel, Ohio State, 2016
 Two Players Rush For 100 Yards: Rodney Smith (104) & Shannon Brooks (100), Minnesota, 2016

300+ Yards Passing: 453, Sam Darnold, USC, 2016 ^
 400+ Yards Passing: 453, Sam Darnold, USC, 2016 ^
 500+ Yards Passing: 532, Case Keenum, Houston, 2011 (OR) *
 25-29 Pass Completions: 28, J.T. Barrett, Ohio State, 2016
 30-34 Pass Completions: 33, Sam Darnold, USC, 2016 ^
 45+ Pass Completions: 45, Case Keenum, Houston, 2011 (OR) *
 30-39 Pass Attempts: 32, Max Browne, Pitt, 2017
 40-49 Pass Attempts: 40, Richard Lagow, Indiana, 2016
 50+ Pass Attempts: 53, Sam Darnold, USC, 2016 ^
 60+ Pass Attempts: 61, Brian Hoyer, Michigan State, 2006
 Four Touchdown Passes: Sam Darnold (5), USC, 2016 ^
 Five Touchdown Passes: Sam Darnold, USC, 2016 ^
 Four Interceptions Thrown: P.J. Walker, Temple, 2014
 Five Interceptions Thrown: Gary Nova, Rutgers, 2014

300+ Yards Total Offense: 473, Sam Darnold (453 P, 20 R), USC, 2016 ^
 400+ Yards Total Offense: 473, Sam Darnold (453 P, 20 R), USC, 2016 ^
 500+ Yards Total Offense: 542, C. Keenum (532 P, 10 R), Houston, 2011 (OR) *

100+ Yards Receiving: 164, Deonta Burnett & 133, JuJu Smith-Schuster, USC, 2016 ^
 150+ Yards Receiving: 164, Deonta Burnett, USC, 2016 ^
 200+ Yards Receiving: 228, Patrick Edwards, Houston, 2011 *
 10+ Receptions: 13, Deonta Burnett, USC, 2016 ^
 70+ Yard Reception: 75, Jalen Fitzpatrick from P.J. Walker, Temple, 2014
 80+ Yard Reception: 80, D. Barnes from K. Hess, Youngstown State, 2010
 90+ Yard Reception: 99, Thomas Lewis from John Paci, Indiana, 1993
 Three Touchdown Receptions: Deonta Burnett, USC, 2016 ^

Kickoff Return For Touchdown: 96, Solomon Vault, Northwestern, 2015
 90-Yard Kickoff Return: 96, Solomon Vault, Northwestern, 2015
 100-Yard Kickoff Return: 100, Rashaad Penny, San Diego State, 2015
 Punt Return For Touchdown: 75, Venric Mark, Northwestern, 2012
 70-Yard Punt Return: 75, Venric Mark, Northwestern, 2012
 80-Yard Punt Return: 87, Willie Reid, Florida State, 2005 !

Interception Return For Touchdown: 13, Malik McDowell, Michigan State, 2015
 Fumble Return For Touchdown: 12, Ryan Connelly, Wisconsin, 2016 &
 Blocked Punt: Lorenzo Harrison, Maryland, 2016
 Blocked Punt For Touchdown: 27, Lerenette McCray, Florida, 2011 \$
 Blocked Field Goal: Josey Jewell, Iowa, 2016
 Blocked Extra Point: Rob Bain (2X), Illinois, 2015
 Safety: Team (snap out of the end zone on punt), Ohio State, 2016
 Defensive Extra Point: 99, D.J. Johnson, Iowa, 2002

50-Yard Field Goal: 50, Derek Dimke, Illinois, 2010
 Four Field Goals: Michael Geiger, Michigan State, 2016

^ - Rose Bowl
 \$ - Outback Bowl
 * - TicketCity Bowl
 # - Croke Park Classic (Dublin, Ireland)
 % - Pinstripe Bowl
 ! - Orange Bowl
 & - Big Ten Championship Game
 (OR) - Opponent Record



RECORD WATCH

RUSHING

RUSHING YARDAGE, CAREER

- 3,932 Evan Royster, 2007-10
- 3,398 Curt Warner, 1979-82
- 3,320 Tony Hunt, 2003-06
- 3,301 Blair Thomas, 1985-87, 89
- 3,256 Curtis Enis, 1995-97
- 3,227 D.J. Dozier, 1983-86
- 2,953 Larry Johnson, 1999-2002
- 2,934 Lydell Mitchell, 1969-71
- 2,832 Saquon Barkley, 2015-pres.**
- 2,829 Ki-Jana Carter, 1992-94
- 2,818 Matt Suhey, 1976-79

RUSHING YARDAGE, SEASON

- 2,087 Larry Johnson, 2002
- 1,567 Lydell Mitchell, 1971
- 1,539 Ki-Jana Carter, 1994
- 1,522 John Cappelletti, 1973
- 1,496 Saquon Barkley, 2016
- 1,414 Blair Thomas, 1987
- 1,386 Tony Hunt, 2006
- 1,363 Curtis Enis, 1997
- 1,341 Blair Thomas, 1989
- 1,329 Rodney Kinlaw, 2007
- 1,241 Silas Redd, 2011
- 1,236 Evan Royster, 2008
- 1,210 Curtis Enis, 1996
- 1,169 Evan Royster, 2009
- 1,117 John Cappelletti, 1972
- 1,082 Lenny Moore, 1954
- 1,076 Saquon Barkley, 2015

RUSHING YARDAGE, GAME

- 327 Larry Johnson at Indiana, 2002
- 279 Larry Johnson vs. Illinois, 2002
- 279 Larry Johnson vs. Michigan State, 2002
- 257 Larry Johnson vs. Northwestern, 2002
- 256 Curt Warner at Syracuse, 1981
- 250 Shorty Miller vs. Carnegie Tech, 1913
- 243 Bob Pollard at Rutgers, 1951
- 241 Curtis Enis vs. USC, 1996
- 239 Bob Campbell vs. Syracuse, 1968
- 238 Curt Warner at Nebraska, 1981
- 227 Ki-Jana Carter vs. Michigan State, 1994
- 225 Matt Suhey vs. Army, 1979
- 220 John Cappelletti vs. N.C. State, 1973
- 214 Blair Thomas vs. Notre Dame, 1987
- 211 Lydell Mitchell at Iowa, 1971
- 211 Curtis Enis vs. Ohio State, 1997
- 211 Eric McCoo vs. Ohio State, 1999
- 210 Ki-Jana Carter at Minnesota, 1994
- 209 Lydell Mitchell vs. Maryland, 1971
- 208 Shelly Hammonds at Boston College, 1990
- 207 Saquon Barkley at Purdue, 2016
- 206 Eric McCoo vs. Michigan State, 1998
- 204 John Cappelletti vs. Ohio U., 1973
- 202 John Cappelletti at Maryland, 1973
- 202 Saquon Barkley vs. Maryland, 2016
- 201 Bill Belton vs. Illinois, 2013

200-YARD RUSHING GAMES, CAREER

- 4 Larry Johnson, 2002
- 3 John Cappelletti, 1973
- 2 Lydell Mitchell, 1971
- 2 Curt Warner, 1981
- 2 Ki-Jana Carter, 1994
- 2 Curtis Enis, 1996-97
- 2 Eric McCoo, 1997-98
- 2 Saquon Barkley, 2015-pres.**

100-YARD RUSHING GAMES, CAREER

- 18 Curt Warner, 1979-82
- 17 Ki-Jana Carter, 1993-94
- 17 Curtis Enis, 1995-97
- 17 Blair Thomas, 1986-89
- 15 Tony Hunt, 2004-06
- 15 Lydell Mitchell, 1969-71
- 15 Evan Royster, 2007-10
- 13 John Cappelletti, 1972-73
- 12 Lenny Moore, 1953-55
- 11 D.J. Dozier, 1983-86
- 11 Zach Zwinak, 2012-13
- 11 Saquon Barkley, 2015-pres.**
- 10 Charlie Pittman, 1967-69

RUSHING TOUCHDOWNS, CAREER

- 38 Lydell Mitchell, 1969-71
- 36 Curtis Enis, 1995-97
- 34 Ki-Jana Carter, 1992-94
- 30 Charlie Pittman, 1967-69
- 29 John Cappelletti, 1972-73
- 29 Richie Anderson, 1989-92
- 29 Evan Royster, 2007-10
- 28 Saquon Barkley, 2015-pres.**
- 26 Matt Suhey, 1976-79
- 26 Larry Johnson, 1999-2002

RUSHING TOUCHDOWNS, SEASON

- 26 Lydell Mitchell, 1971
- 23 Ki-Jana Carter, 1994
- 20 Larry Johnson, 2002
- 19 Curtis Enis, 1997
- 18 Richie Anderson, 1992
- 18 Saquon Barkley, 2016
- 17 John Cappelletti, 1973
- 14 John Cappelletti, 1973
- 14 Charlie Pittman, 1968
- 13 Curtis Enis, 1996
- 13 Bull McCleary, 1907
- 13 Harry Robb, 1917
- 13 Curtis Enis, 1996

LONGEST RUSHING PLAYS

- 92 (Not a TD) Blair Thomas, vs. Syracuse 1986
- 92 Bill Belton at Indiana, 2014
- 90 Bill Suter at Navy, 1894
- 87 Bob Campbell vs. Syracuse, 1968
- 86 Bob Riddle at West Virginia, 1964
- 84 Chafie Fields vs. Texas, 1997 Fiesta
- 84 Larry Johnson vs. Illinois, 2002
- 83 Ki-Jana Carter vs. Oregon, 1995 Rose
- 81 Saquon Barkley at Purdue, 2016
- 80 8 tied
- 80 Saquon Barkley vs. Akron, 2017
- 79 Sparky Brown vs. Bucknell, 1942
- 79 Lenny Moore at Pittsburgh, 1953
- 79 Saquon Barkley vs. USC, 2016

PASSING

PASSING YARDS, CAREER

- 8,457 Christian Hackenberg, 2013-15
- 7,212 Zack Mills, 2001-04
- 6,390 Matt McGloin, 2009-12
- 5,869 Tony Sacca, 1988-91
- 5,742 Daryll Clark, 2006-09
- 5,382 Chuck Fusina, 1975-78
- 5,304 Kerry Collins, 1991-94
- 5,275 Anthony Morelli, 2004-07
- 4,812 Todd Blackledge, 1980-82
- 4,419 Wally Richardson, 1992, 94-96
- 4,243 Trace McSorley, 2015-pres.**

PASSING YARDS, SEASON

- 3,360 Trace McSorley, 2016
- 3,271 Matt McGloin, 2012
- 3,003 Daryll Clark, 2009
- 2,977 Christian Hackenberg, 2014
- 2,955 Christian Hackenberg, 2013
- 2,679 Kerry Collins, 1994
- 2,651 Anthony Morelli, 2007
- 2,592 Daryll Clark, 2008
- 2,525 Christian Hackenberg, 2015
- 2,488 Tony Sacca, 1991

PASSING YARDAGE, GAME

- 454 Christian Hackenberg vs. UCF, 2014
- 399 Zack Mills vs. Iowa, 2002
- 395 Matt McGloin vs. Indiana, 2012
- 384 Trace McSorley vs. Wisconsin, 2016
- 379 Michael Robinson vs. Wisconsin, 2003
- 376 Trace McSorley vs. Michigan State, 2016
- 371 Christian Hackenberg vs. Boston Coll., 2014
- 366 Mike McQueary vs. Pitt, 1997
- 358 Todd Blackledge at Miami (Fla.), 1981
- 353 Daryll Clark vs. Akron, 2009
- 352 Kerry Collins at Michigan State, 1993
- 341 Daryll Clark vs. Michigan State, 2008
- 340 Christian Hackenberg at Indiana, 2013
- 339 Christian Hackenberg at Wisconsin, 2013
- 335 Trace McSorley vs. Minnesota, 2016
- 332 Trace McSorley at Pitt, 2016
- 332 Trace McSorley at Indiana, 2016

LONGEST PASS PLAYS

- 92 Bob Higgins from Bill Hess at Pitt, 1919
- 86 Jim Scott from Steve Joachim at Navy, 1971
- 82 Eric Hamilton from Matt Knizner vs. Pitt, 1986
- 82 Freddie Scott from Kerry Collins vs. Rutgers, 1994
- 80 Paul Johnson from Tom Sherman at Maryland, 1967
- 80 Dean DiMidio from Doug Strang vs. Alabama, 1983
- 80 Stephon Green from Pat Devlin vs. Michigan, 2008
- 80 Derek Moye from Rob Bolden vs. Illinois, 2010
- 80 Irvin Charles from Trace McSorley vs. Minnesota, 2016

300-YARD PASSING GAMES, CAREER

- 9 Christian Hackenberg, 2013-15
- 6 Matt McGloin, 2009-12
- 5 Trace McSorley, 2015-pres.**
- 4 Kerry Collins, 1991-94
- 3 Daryll Clark, 2006-09

300-YARD PASSING GAMES, SEASON

- 5 Trace McSorley, 2016
- 4 Matt McGloin, 2012
- 4 Christian Hackenberg, 2013
- 4 Christian Hackenberg, 2014
- 2 Kerry Collins, 1994
- 2 Daryll Clark, 2009

200-YARD PASSING GAMES, CAREER

- 21 Christian Hackenberg, 2013-15
- 18 Matt McGloin, 2009-12
- 16 Kerry Collins, 1991-94
- 16 Zack Mills, 2001-04
- 14 Daryll Clark, 2006-09
- 12 Trace McSorley, 2015-pres.**
- 11 Chuck Fusina, 1975-78
- 11 Tony Sacca, 1988-91
- 11 Anthony Morelli, 2004-07
- 9 Todd Blackledge, 1980-82
- 9 Wally Richardson, 1992, 94-96

200-YARD PASSING GAMES, SEASON

- 11 Matt McGloin, 2012
- 11 Trace McSorley, 2016
- 10 Kerry Collins, 1994
- 9 Christian Hackenberg, 2013
- 8 Daryll Clark, 2009
- 7 Todd Blackledge, 1982
- 7 Michael Robinson, 2005
- 6 Wally Richardson, 1995
- 6 Mike McQueary, 1997

PASS COMPLETIONS, CAREER

- 693 Christian Hackenberg, 2013-15
- 606 Zack Mills, 2001-04
- 513 Matt McGloin, 2009-12
- 460 Anthony Morelli, 2004-07
- 444 Daryll Clark, 2006-09
- 401 Tony Sacca, 1988-91
- 378 Wally Richardson, 1992, 94-96
- 371 Chuck Fusina, 1975-78
- 370 Kerry Collins, 1991-94
- 341 Todd Blackledge, 1980-82
- 277 Trace McSorley, 2015-pres.**

PASS COMPLETIONS, SEASON

- 270 Matt McGloin, 2012
- 270 Christian Hackenberg, 2014
- 234 Anthony Morelli, 2007
- 232 Daryll Clark, 2009
- 231 Christian Hackenberg, 2013
- 224 Trace McSorley, 2016
- 208 Anthony Morelli, 2006
- 192 Daryll Clark, 2008
- 192 Christian Hackenberg, 2015
- 193 Wally Richardson, 1995

PASS ATTEMPTS, CAREER

- 1235 Christian Hackenberg, 2013-15
- 1082 Zack Mills, 2001-04
- 894 Matt McGloin, 2009-12
- 824 Tony Sacca, 1988-91
- 821 Anthony Morelli, 2004-07
- 814 Zack Mills, 2001-04
- 738 Daryll Clark, 2006-09
- 692 Wally Richardson, 1992, 94-96
- 665 Chuck Fusina, 1975-78
- 658 Todd Blackledge, 1980-82
- 480 Trace McSorley, 2015-pres.**

PASS ATTEMPTS, SEASON

- 484 Christian Hackenberg, 2014
- 446 Matt McGloin, 2012
- 402 Anthony Morelli, 2007
- 392 Christian Hackenberg, 2013
- 387 Trace McSorley, 2016
- 386 Anthony Morelli, 2006
- 381 Daryll Clark, 2009
- 359 Christian Hackenberg, 2015
- 335 Wally Richardson, 1995
- 333 Zack Mills, 2002

PASSING TOUCHDOWNS, CAREER

- 48 Christian Hackenberg, 2013-15
- 46 Matt McGloin, 2009-12
- 43 Daryll Clark, 2006-09
- 41 Todd Blackledge, 1980-82
- 41 Tony Sacca, 1988-91
- 41 Zack Mills, 2001-04
- 39 Kerry Collins, 1991-94
- 37 Chuck Fusina, 1975-78
- 36 Trace McSorley, 2015-pres.**
- 31 Anthony Morelli, 2004-07

PASSING TOUCHDOWNS, SEASON

- 29 Trace McSorley, 2016
- 24 Daryll Clark, 2009
- 24 Matt McGloin, 2012
- 22 Todd Blackledge, 1982
- 21 Tony Sacca, 1991
- 21 Kerry Collins, 1994
- 20 Christian Hackenberg, 2013
- 19 Doug Strang, 1983
- 19 Anthony Morelli, 2007
- 19 Daryll Clark, 2008

PASSING TOUCHDOWNS, GAME

- 5 Tony Sacca vs. Georgia Tech, 1991
- 5 Rashard Casey vs. La. Tech, 2000
- 4 Tom Sherman vs. Pittsburgh, 1967
- 4 Chuck Fusina vs. Syracuse, 1978
- 4 Todd Blackledge vs. Temple, 1982
- 4 Todd Blackledge vs. Maryland, 1982
- 4 Todd Blackledge vs. Rutgers, 1982
- 4 John Sacca vs. Minnesota, 1993
- 4 Kerry Collins vs. Rutgers, 1993
- 4 Wally Richardson vs. Auburn, 1995
- 4 Zack Mills vs. Iowa, 2002
- 4 Michael Robinson at Illinois, 2005
- 4 Anthony Morelli vs. Buffalo, 2007
- 4 Daryll Clark vs. Michigan State, 2008
- 4 Matt McGloin vs. Northwestern, 2010
- 4 Matt McGloin vs. Navy, 2012
- 4 Matt McGloin vs. Indiana, 2012
- 4 Christian Hackenberg at Wisconsin, 2013
- 4 Christian Hackenberg vs. Boston Coll., 2014
- 4 Trace McSorley vs. Michigan State, 2016
- 4 Trace McSorley vs. Wisconsin, 2016
- 4 Trace McSorley vs. USC, 2016

PASSING TD PERCENTAGE, CAREER

- 9.14 Elwood Petchel, 1946-48
- 7.67 Tom Shuman, 1972-74
- 7.50 Trace McSorley, 2015-pres.**
- 7.17 Mike McQueary, 1994-97
- 6.76 Galen Hall, 1959-61
- 6.76 Pete Liske, 1961-63
- 6.48 John Sacca, 1992-93
- 6.37 John Hufnagel, 1970-72
- 6.23 Todd Blackledge, 1980-82
- 5.94 Kerry Collins, 1991-94

RECORD WATCH

PASSING TD PERCENTAGE, SEASON

1.	8.08	Tom Shuman, 1973
2.	7.95	Kerry Collins, 1994
3.	7.85	Kevin Thompson, 1999
4.	7.53	Todd Blackledge, 1982
5.	7.49	Trace McSorley, 2016
6.	7.41	Pete Liske, 1962
7.	7.35	John Hufnagel, 1971
8.	7.34	Doug Strang, 1983
9.	7.19	Tony Sacca, 1991
10.	6.94	John Hufnagel, 1972

YARDS PER PASS ATTEMPT, CAREER

1.	8.89	Mike McQueary, 1994-97
2.	8.84	Trace McSorley, 2015-pres.
3.	8.69	John Hufnagel, 1970-72
4.	8.09	Chuck Fusina, 1975-78
5.	8.07	Kerry Collins, 1991-94
6.	7.91	Tom Shuman, 1972-74
7.	7.78	Daryll Clark, 2006-09
8.	7.49	Kevin Thompson, 1996-99
9.	7.46	Tom Sherman, 1965-67
10.	7.31	Todd Blackledge, 1980-82

YARDS PER PASS ATTEMPT, SEASON

1.	10.15	Kerry Collins, 1994
2.	9.44	John Hufnagel, 1972
3.	9.33	Trace McSorley, 2016
4.	9.03	Chuck Fusina, 1977
5.	9.00	Milt Plum, 1956
6.	8.71	John Hufnagel, 1971
7.	8.67	Mike McQueary, 1997
8.	8.54	Tom Shuman, 1973
9.	8.52	Tony Sacca, 1991
10.	8.07	Daryll Clark, 2008

PASSING EFFICIENCY, CAREER

1.	152.5	Trace McSorley, 2015-pres.
2.	145.6	Mike McQueary, 1994-97
3.	140.8	John Hufnagel, 1970-72
4.	140.4	Daryll Clark, 2006-09
5.	137.3	Kerry Collins, 1991-94
6.	136.7	Tom Shuman, 1972-74
7.	132.5	Chuck Fusina, 1975-78
8.	128.3	Matt McGloin, 2009-12
9.	127.7	Pete Liske, 1961-63
10.	127.0	Tom Bill, 1987-90

PASSING EFFICIENCY, SEASON

1.	172.9	Kerry Collins, 1994
2.	156.9	Trace McSorley, 2016
3.	151.8	John Hufnagel, 1971
4.	149.8	Tony Sacca, 1991
5.	148.0	John Hufnagel, 1972
6.	146.4	Chuck Fusina, 1977
7.	145.0	Mike McQueary, 1997
8.	143.7	Tom Shuman, 1973
9.	143.4	Daryll Clark, 2008
10.	142.6	Daryll Clark, 2009

INT. PERCENTAGE, CAREER

1.	2.02	Wally Richardson, 1992, 94-96
2.	2.08	Trace McSorley, 2015-pres.
3.	2.10	Matt McGloin, 2009-12
4.	2.14	Anthony Morelli, 2004-07
5.	2.17	Daryll Clark, 2006-09
6.	2.31	John Sacca, 1992-93
7.	2.31	Anthony Morelli, 2004-07
8.	2.51	Christian Hackenberg, 2013-15
9.	2.82	Pete Liske, 1961-63
10.	2.83	Rashard Casey, 1997-2000

INT. PERCENTAGE, SEASON

1.	1.12	Matt McGloin, 2012
2.	1.46	Kerry Collins, 1992
3.	1.67	Christian Hackenberg, 2015
4.	1.71	Tony Sacca, 1991
5.	1.79	Wally Richardson, 1995
6.	1.86	Daryll Clark, 2008
7.	1.94	John Sacca, 1992
8.	1.96	John Shaffer, 1986
9.	2.07	Anthony Morelli, 2006
10.	2.07	Trace McSorley, 2016

RECEIVING

RECEIVING YARDAGE, CAREER

1.	3,026	Bobby Engram, 1991, 93-95
2.	2,771	Deon Butler, 2005-08
3.	2,474	Allen Robinson, 2011-13
4.	2,421	Chris Godwin, 2014-16
5.	2,395	Derek Moye, 2008-11
6.	2,104	DaeSean Hamilton, 2014-pres.
7.	2,015	Jordan Norwood, 2005-08
8.	2,008	Bryant Johnson, 1999-2002
9.	2,006	Kenny Jackson, 1980-83
10.	1,988	O.J. McDuffie, 1988-92
11.	1,894	Joe Jurevicius, 1994-97
12.	1,837	Jack Curry, 1965-67
13.	1,825	Terry Smith, 1988-91
14.	1,743	Derrick Williams, 2005-08
15.	1,702	Tony Johnson, 2000-03
16.	1,520	Freddie Scott, 1993-95
17.	1,437	Chafie Fields, 1996-99
18.	1,343	Ted Kwalick, 1966-68
19.	1,263	Scott Fitzkee, 1975-78
20.	1,222	David Daniels, 1988-90
21.	1,132	Eddie Drummond, 1998-2001
22.	1,058	Jimmy Cefalo, 1974-77
23.	1,038	Dan Natale, 1972-74
24.	1,016	Mickey Shuler, 1975-77
25.	1,015	Mike Gesicki, 2014-pres.

RECEIVING YARDAGE, SEASON

1.	1,432	Allen Robinson, 2013
2.	1,101	Chris Godwin, 2015
3.	1,084	Bobby Engram, 1995
4.	1,029	Bobby Engram, 1994
5.	1,013	Allen Robinson, 2012
6.	982	Chris Godwin, 2016
7.	977	O.J. McDuffie, 1992
8.	973	Freddie Scott, 1994
9.	917	Bryant Johnson, 2002
10.	899	DaeSean Hamilton, 2014

RECEIVING YARDAGE, GAME

1.	216	Deon Butler vs. Northwestern, 2006
2.	212	O.J. McDuffie vs. Boston College, 1992
3.	203	Bobby Engram at Purdue, 1995
4.	2001	Bobby Engram vs. Rutgers, 1994
5.	197	Allen Robinson vs. Indiana, 2012
6.	187	Chris Godwin vs. USC, 2016
7.	177	Chafie Fields at Miami (Fla.), 1999
8.	175	Bobby Engram at Rutgers, 1995
9.	173	Allen Robinson at Indiana, 2013
10.	173	Allen Robinson at Ohio State, 2013
11.	173	Geno Lewis vs. UCF, 2014
12.	169	Bobby Engram vs. Michigan St., 1994
13.	165	Terry Smith at USC, 1991
14.	165	Bobby Engram vs. Minnesota, 1993
15.	165	Allen Robinson vs. Illinois, 2013
16.	165	DaeSean Hamilton vs. UCF, 2014
17.	158	Kenny Jackson at Pittsburgh, 1981
18.	158	Derek Moye at Indiana, 2011
19.	156	Joe Jurevicius at Indiana, 1996
20.	155	Len Krouse at Syracuse, 1940
21.	155	Saeed Blacknall vs. Wisconsin, 2016

100-YD RECEIVING GAMES, CAREER

1.	16	Bobby Engram, 1993-95
2.	10	Allen Robinson, 2012-2013
3.	9	Joe Jurevicius, 1996-97
4.	9	Chris Godwin, 2014-16
5.	8	Bryant Johnson, 2001-02
6.	7	O.J. McDuffie, 1991-92
7.	6	Deon Butler, 2005-08
8.	6	Kenny Jackson, 1981-83
9.	6	Derek Moye, 2009-11
10.	6	Freddie Scott, 1994-95
11.	5	Terry Smith, 1990-91
12.	4	DaeSean Hamilton, 2014-pres.
13.	4	Ted Kwalick, 1967-68
14.	3	Jordan Norwood, 2005-08
15.	3	Eight Tied
16.	2	Seven Tied
17.	2	Saeed Blacknall, 2015-pres.

100-YD RECEIVING GAMES, SEASON

1.	8	Allen Robinson, 2013
2.	6	Bobby Engram, 1993
3.	6	Bobby Engram, 1995
4.	5	O.J. McDuffie, 1992
5.	5	Freddie Scott, 1994
6.	5	Joe Jurevicius, 1996
7.	5	Bryant Johnson, 2001
8.	5	Chris Godwin, 2016
9.	4	Bobby Engram, 1994
10.	4	Joe Jurevicius, 1997
11.	4	DaeSean Hamilton, 2014

RECEPTIONS, CAREER

1.	179	Deon Butler, 2005-08
2.	177	Allen Robinson, 2011-13
3.	167	Bobby Engram, 1991, 93-95
4.	167	DaeSean Hamilton, 2014-pres.
5.	161	Derrick Williams, 2005-08
6.	158	Jordan Norwood, 2005-08
7.	154	Chris Godwin, 2014-16
8.	144	Derek Moye, 2008-11
9.	125	O.J. McDuffie, 1988-92
10.	117	Jack Curry, 1965-67

RECEPTIONS, SEASON

1.	97	Allen Robinson, 2013
2.	82	DaeSean Hamilton, 2014
3.	77	Allen Robinson, 2012
4.	69	Chris Godwin, 2015
5.	63	O.J. McDuffie, 1992
6.	63	Bobby Engram, 1995
7.	59	Chris Godwin, 2016
8.	55	Terry Smith, 1991
9.	55	Derrick Williams, 2007
10.	55	Geno Lewis, 2014
11.	53	Derek Moye, 2010
12.	52	Bobby Engram, 1994
13.	51	Bryant Johnson, 2002
14.	48	Four Tied
15.	48	Mike Gesicki, 2016

RECEIVING TOUCHDOWNS, CAREER

1.	31	Bobby Engram, 1991, 93-95
2.	25	Kenny Jackson, 1980-83
3.	22	Deon Butler, 2005-08
4.	18	Derek Moye, 2008-11
5.	18	Chris Godwin, 2014-16
6.	17	Allen Robinson, 2011-13
7.	16	O.J. McDuffie, 1988-92
8.	15	Terry Smith, 1988-91
9.	15	Joe Jurevicius, 1994-97
10.	13	Jordan Norwood, 2005-08
11.	10	Mike Gesicki, 2014-pres.
12.	9	DaeSean Hamilton, 2014-pres.

RECEIVING TOUCHDOWNS, SEASON

1.	13	Bobby Engram, 1993
2.	11	Bobby Engram, 1995
3.	11	Allen Robinson, 2012
4.	11	Chris Godwin, 2016
5.	10	Joe Jurevicius, 1997
6.	9	O.J. McDuffie, 1992
7.	9	Freddie Scott, 1994
8.	9	Deon Butler, 2005
9.	8	Terry Smith, 1991
10.	8	Derek Moye, 2010
11.	4	Mike Gesicki, 2017

TOTAL OFFENSE/ALL-PURPOSE

TOTAL OFFENSE, CAREER

	Total	Rush	Pass	
1.	8,215	-242	8,457	Christian Hackenberg, 2013-15
2.	7,796	584	7,212	Zack Mills, 2001-04
3.	6,361	619	5,742	Daryll Clark, 2006-09
4.	6,000	131	5,869	Tony Sacca, 1988-91
5.	5,745	-59	5,804	Matt McGloin, 2009-12
6.	5,300	-4	5,304	Kerry Collins, 1991-94
7.	5,168	1637	3,531	Michael Robinson, 2002-05
8.	5,162	-220	5,382	Chuck Fusina, 1975-78
9.	5,154	-121	5,275	Anthony Morelli, 2004-07
10.	4,911	99	4,812	Todd Blackledge, 1980-82
11.	4,764	521	4,232	Trace McSorley, 2015-pres.
12.	4,212	667	3,545	John Hufnagel, 1970-72

TOTAL OFFENSE, SEASON

	Total	Rush	Pass	
1.	3,979	212	3,614	Trace McSorley, 2016
2.	3,215	-51	3,266	Matt McGloin, 2012
3.	3,214	211	3,003	Daryll Clark, 2009
4.	3,156	806	2,350	Michael Robinson, 2005
5.	2,887	-68	2,955	Christian Hackenberg, 2013
6.	2,883	-94	2,977	Christian Hackenberg, 2014
7.	2,874	282	2,592	Daryll Clark, 2008
8.	2,660	-19	2,679	Kerry Collins, 1994
9.	2,638	-13	2,651	Anthony Morelli, 2007
10.	2,618	201	2,417	Zack Mills, 2002

TOTAL OFFENSE, GAME

	Total	Rush	Pass	
1.	456	2	454	C. Hackenberg vs. UCF, 2014
2.	418	138	280	Z. Mills vs. Ohio State, 2001
3.	408	73	335	T. McSorley vs. Minnesota, 2016
4.	398	19	379	M. Robinson vs. Wisconsin, 2003
5.	389	-10	399	Z. Mills vs. Iowa, 2002
6.	389	13	376	T. McSorley vs. Michigan St., 2016
7.	369	67	302	R. Casey vs. Iowa, 2000
8.	364	-20	364	T. McSorley vs. Wisconsin, 2016
9.	363	92	271	J. Hufnagel at Boston College, 1972
10.	363	125	238	M. Robinson vs. Wisconsin, 2005
11.	363	-32	395	M. McGloin vs. Indiana, 2012

ALL-PURPOSE YARDS, CAREER

	Total	Rush	Rec.	Ret.	
1.	5,045	2,953	681	1,411	Larry Johnson, 1999-2002
2.	4,982	3,398	682	922	Curt Warner, 1979-82
3.	4,512	3,301	477	734	Blair Thomas, 1985-87, 89
4.	4,502	3,932	562	8	Evan Royster, 2007-10
5.	4,231	3,320	799	112	Tony Hunt, 2003-06
6.	4,156	594	1,743	1,819	Derrick Williams, 2005-08
7.	4,043	155	3,026	862	Bobby Engram, 1991, 93-95
8.	4,034	3,256	506	272	Curtis Enis, 1995-97
9.	3,904	2,934	470	500	Lydell Mitchell, 1969-71
10.	3,895	3,227	613	55	D.J. Dozier, 1983-86
11.	3,817	330	1,988	1,499	O.J. McDuffie, 1988-92
12.	3,735	2,639	207	889	John Cappelletti, 1971-73
13.	3,638	2,832	662	144	Saouqun Barkley, 2015-pres.
14.	3,549	2,818	328	403	Matt Suhey, 1976-79
15.	3,543	2,380	89	1,074	Lenny Moore, 1953-55

ALL-PURPOSE YARDS, SEASON

	Total	Rush	Rec.	Ret.	
1.	2,655	2,087	349	219	Larry Johnson, 2002
2.	1,972	1,496	402	74	Saouqun Barkley, 2016
3.	1,831	133	977		

RECORD WATCH

PUNTING

PUNTING AVERAGE, CAREER

(Minimum 45 punts)

1.	43.1	Jeremy Boone, 2007-09
2.	43.0	George Reynolds, 1980-83
	43.0	Blake Gillikin, 2016-pres.
4.	41.8	Ralph Giacomarro, 1979-82
5.	41.8	Pat Pidgeon, 1996-99
6.	41.7	John Bruno Jr., 1984-86
	41.7	Jeremy Kapinos, 2003-06
	41.7	Anthony Fera, 2010-11
9.	40.5	Chris Clauss, 1987
10.	40.0	David Royer, 1999-2002
11.	39.0	Doug Helkowsky, 1988-91
12.	38.9	Bob Parsons, 1969-71
13.	38.7	Daniel Pasquariello, 2014-pres.

PUNTING AVERAGE, SEASON

(Minimum 30 punts)

1.	43.6	Ralph Giacomarro, 1981
2.	43.3	Ralph Giacomarro, 1980
	43.3	Jeremy Boone, 2009
4.	43.0	Jeremy Boone, 2007
	43.0	Jeremy Boone, 2008
6.	42.9	John Bruno Jr., 1985
7.	42.8	Blake Gillikin, 2016
8.	42.6	George Reynolds, 1983
	42.6	Pat Pidgeon, 1997
	42.6	Pat Pidgeon, 1998

PUNTING AVERAGE, GAME

(Minimum 4 punts)

1.	54.8	Ralph Giacomarro at Syracuse, 1981
2.	52.4	Bob Campbell vs. Miami (Fla.), 1968
3.	52.0	Jeremy Kapinos vs. Purdue, 2004
4.	51.4	Jeremy Boone vs. Texas A&M, 2007
5.	51.0	Doug Helkowsky vs. Texas, 1990
6.	50.8	Blake Gillikin vs. USC, 2016
7.	50.5	Jeremy Kapinos at Ohio State, 2004
	50.5	Jeremy Kapinos at Ohio State, 2006
9.	49.5	Jeremy Boone at Illinois, 2009
10.	48.8	Chris Gulla vs. Akron, 2014
11.	48.7	Jeremy Kapinos vs. Boston College, 2003

LONGEST PUNTS

1.	89	Coop French at Iowa, 1930
2.	78	Jeremy Kapinos at Ohio State, 2004
3.	76	Chris Clauss vs. Rutgers, 1987
4.	74	Anthony Fera at Iowa, 2010
5.	73	Milt Plum at Ohio State, 1956
6.	71	Joe Colone at Syracuse, 1946
7.	71	John Bruno Jr. vs. Boston College, 1985
8.	70	Coop French at Iowa, 1930
	70	Joe Colone at Syracuse, 1946
	70	Jeremy Kapinos vs. Purdue, 2004
	70	Jeremy Boone at Illinois, 2007
12.	69	Bob Parsons at Colorado, 1970
	69	Anthony Fera vs. Purdue, 2011
	69	Blake Gillikin at Pitt, 2016
15.	68	Jeremy Kapinos at Ohio State, 2006
	68	Jeremy Boone at Indiana, 2007
17.	67	Joe Colone vs. Navy, 1947
	67	Art Betts vs. Michigan State, 1951
	67	Wayne Corbett at Pittsburgh, 1965
20.	66	Frank Hershey vs. Maryland, 1964
	66	Jeremy Boone at Illinois, 2009
	66	Alex Butterworth vs. Michigan, 2013
23.	65	W.G. Cooper vs. Villanova, 1935
	65	Tom Cherry vs. UCLA, 1967
	65	Bob Parsons vs. Colorado, 1969
	65	Blake Gillikin vs. USC, 2016

KICKING

FIELD GOALS, CAREER

	FG	FGA	Pct.	
1.	78	107	72.9	Kevin Kelly, 2005-08
2.	54	75	72	Sam Ficken, 2011-14
3.	50	80	62.5	Craig Fayak, 1990-93
4.	47	63	74.6	Travis Forney, 1996-99
5.	45	61	73.7	Brett Conway, 1993-96
6.	40	59	67.6	Massimo Manca, 1982, 84-86
7.	39	61	63.9	Matt Bahr, 1976-78
	39	61	63.9	Robbie Gould, 2001-04
9.	38	49	77.6	Nick Gancitano, 1981-84
10.	36	48	75	Collin Wagner, 2007-10
11.	35	63	55.6	Chris Bahr, 1973-75
12.	32	35	91.4	Tyler Davis, 2015-pres.

FIELD GOALS, SEASON

	FG	FGA	Pct.	
1.	24	29	82.8	Sam Ficken, 2014
2.	22	27	81.5	Matt Bahr, 1978
	22	34	64.7	Kevin Kelly, 2006
	22	24	91.7	Tyler Davis, 2016
5.	21	26	80.8	Massimo Manca, 1985
	21	26	80.8	Travis Forney, 1999
7.	20	29	68.9	Travis Forney, 1998
	20	26	76.9	Kevin Kelly, 2007
	20	24	83.3	Kevin Kelly, 2010
	20	25	80	Collin Wagner, 2008

SCORING

SCORING, CAREER

	Points	TD	PAT	FG	
1.	425	1	*183	78	Kevin Kelly, 2005-08
2.	282	0	132	50	Craig Fayak, 1990-93
3.	276	0	141	45	Brett Conway, 1993-96
4.	271	0	109	54	Sam Ficken, 2011-14
5.	258	0	117	47	Travis Forney, 1996-99
6.	246	41	0	0	Lydell Mitchell, 1969-71
7.	232	0	115	39	Robbie Gould, 2001-04
8.	230	38	**0	0	Curtis Enis, 1995-97
9.	206	0	86	40	Massimo Manca, 1982, 84-86
	206	34	**0	0	Larry Johnson, 1999-2002
11.	204	34	0	0	Ki-Jana Carter, 1992-94
	204	24	0	0	Saquon Barkley, 2015-pres
13.	198	33	0	0	Curt Warner, 1979-82
14.	192	32	0	0	Charlie Pittman, 1967-69
	192	32	0	0	Bobby Engram, 1991, 93-95
16.	191	0	74	39	Matt Bahr, 1976-78
	191	0	83	36	Collin Wagner, 2007-10
--	180	0	84	32	Tyler Davis, 2015-pres.

*2-pt conversion run; **2-pt conversion reception

SCORING, SEASON

	Points	TD	PAT	FG	
1.	174	29	0	0	Lydell Mitchell, 1971
2.	140	23	**0	0	Larry Johnson, 2002
3.	138	23	0	0	Ki-Jana Carter, 1994
4.	132	22	0	0	Saquon Barkley, 2016
	128	0	62	22	Tyler Davis, 2016
6.	122	20	**0	0	Curtis Enis, 1997
7.	120	0	60	20	Kevin Kelly, 2008
8.	119	11	—	—	Pete Mauthe, 1909
9.	116	19	*0	0	Richie Anderson, 1992
10.	110	1	44	20	Kevin Kelly, 2007
11.	107	0	44	21	Travis Forney, 1999
12.	102	17	0	0	John Cappelletti, 1973

*2-pt conversion run; **2-pt conversion reception

SCORING, GAME

	Points	TD	PAT	FG	
1.	36	6	0	0	H. Robb vs. Gettysburg, 1917
2.	33	4	9	0	C. Forkum at Pitt, 1903
3.	*32	3	10	0	O.C. Atherton vs. Gettysburg, 1894
4.	30	5	0	0	O.S. Miller vs. Carnegie Tech, 1913
	30	5	0	0	L. Mitchell at Navy, 1971
	30	5	0	0	O.L. Mitchell vs. Maryland, 1971
	30	5	0	0	O.K. Carter vs. Michigan State, 1994
	30	5	0	0	S. Barkley at Pitt, 2016
9.	28	4	4	0	O.J. Roepke vs. Gettysburg, 1927
10.	25	4	1	0	T. Sherman vs. Cal, 1966

*Prior to 1897, 4 pts. were awarded for TDs and 2 pts. for PATs

DEFENSE

TACKLES, CAREER

1.	419	Dan Connor, 2004-07
2.	372	Paul Posluszny, 2003-06
3.	343	Greg Buttle, 1973-75
4.	325	Sean Lee, 2005-07, 09
5.	315	Brian Gelzheiser, 1991-94
6.	294	Mike Hull, 2011-14
7.	287	Dennis Onkotz, 1967-69
8.	274	John Skorupan, 1970-72
	274	Shane Conlan, 1983-86
10.	273	Brandon Short, 1996-99
	265	Marcus Allen, 2014-pres.
11.	261	Glenn Carson, 2010-13
12.	257	Andre Collins, 1986-89
	257	Drew Astorino, 2008-11
14.	256	Trey Bauer, 1984-87
15.	255	Jim Nelson, 1994-97
--	209	Jason Cabinda, 2014-pres.

TACKLES, GAME

1.	24	Greg Buttle at West Virginia, 1974
	24	Bill Banks at NC State, 1977
3.	23	Greg Buttle at NC State, 1974
4.	22	Ron Crosby vs. Ohio, 1974
	22	Paul Posluszny at Northwestern, 2005
	22	Marcus Allen vs. Minnesota, 2016
7.	21	Buddy Tesner at West Virginia, 1974
	21	Lance Mehl at Ohio State, 1978
	21	Scott Radecic at Pittsburgh, 1983
	21	Trey Bauer vs. Rutgers, 1985
11.	20	Ed O'Neil at Boston College, 1972
	20	Tom Hull vs. Iowa, 1973
	20	Jim Rosecrans at NC State, 1974
	20	Jim Rosecrans at West Virginia, 1974
	20	Rick Donaldson at NC State, 1977



GAME 1

AKRON 0



52 **PENN STATE**

BEAVER STADIUM
ABC SEPT. 2, 2017
ATTN: 101,684



GAME RECAPS

UNIVERSITY PARK, Pa. - No. 6 Penn State excelled in all three phases against Akron, totaling 569 yards of offense, earning a shutout and returning a punt for a touchdown in a 52-0 victory in the football season opener for both teams in Beaver Stadium.

Saquon Barkley led a Penn State rushing attack that totaled 247 yards with 172 markers and two touchdowns on 14 carries, and he totaled 246 all-purpose yards with the addition of 54 receiving yards and 20 kickoff return yards. Quarterback Trace McSorley threw for 280 yards and two touchdowns, both of which went to tight end Mike Gesicki, who caught a career-high six passes for 58 yards. The unit's 569 yards of total offense were its most since recording 599 last season vs. Iowa.

Defensively, Penn State did not allow Akron past midfield in the first half, holding the Zips to just 69 yards, while the offense gained 358 yards en route to a 35-0 lead at halftime. PSU's shutout was the first in a season opener since a 59-0 win over FIU in 2007. The defense also combined for 14 tackles for loss for 36 yards for its most TFLs since tallying 15 at Temple in 2015.

- WR Juwan Johnson – Johnson also enjoyed a career day, hauling in four passes for 84 yards.
- WR/PR DeAndre Thompkins – Thompkins returned four punts for 127 yards, including a 61-yard touchdown. It was the first punt return for a touchdown for Penn State since Derrick Williams returned one 63 yards at Wisconsin in 2008.
- Defense – LBs Jarvis Miller and Manny Bowen and DT Tyrell Chavis led Penn State with five tackles each. Chavis made 3.0 tackles for loss to lead Penn State to 14 on the afternoon and also assisted on a sack with DT Curtis Cothran. Miller also tallied a sack, as did DE Ryan Buchholz. CB Amani Oruwariye had the lone turnover with an interception in the first quarter.

Akron

- S Zach Guiser – Guiser led the Zips with 10 tackles, including eight solo and one behind the line, and he intercepted a McSorley pass in the end zone on Penn State's opening drive.

First Quarter (Penn State 14, Akron 0)

Penn State overcame an opening drive interception to build a 14-0 lead in the first quarter, returning a punt for a touchdown and getting a pick, as well. The Nittany Lions outgained the Zips 136 yards to 26, holding a 52-yard to 4-yard advantage on the ground.

Thompkins returned the punt 61 yards for a touchdown for the game's first score, and then McSorley connected with Mike Gesicki for a 13-yard touchdown pass with 49 seconds remaining in the quarter.

Second Quarter (Penn State 35, Akron 0)

The Zips forced a fair catch at the Penn State 13, but Barkley immediately flipped the poor field position with an 80-yard run, on which his heel was ruled to clip the out-of-bounds line at the Akron 7. Barkley carried the ball to the 4-yard line and then McSorley walked the ball into the end zone for a 21-0 lead.

After an Akron three-and-out, completions of 28 yards to Johnson and 35 yards to Gesicki keyed another Penn State touchdown drive. Gesicki's catch moved the Lions to the 9, and Barkley finished the drive off with a 6-yard run followed by a 3-yard run into the end zone for a 28-0 advantage.

Relentless pressure from the Penn State defense continued and gave Penn State the ball back at the Akron 45 with 2:14 remaining in the second quarter. McSorley converted a fourth-and-2 with a 7-yard completion down the sideline to Johnson, and then Barkley broke free around the left edge for a 30-yard touchdown run.

The Rest

Penn State added a field goal and two more touchdowns, while not letting up on defense.

SCORING SUMMARY

	1	2	3	4	OT	F
UA	0	0	0	0	-	0
PSU	14	21	10	7	-	52

1st	8:13	PSU	0-7
		DeAndre Thompkins 61 yd punt return (T. Davis kick)	
	0:49	PSU	10-75/4:49/0-14
		Mike Gesicki 13 yd pass from McSorley (T. Davis kick)	
2nd	8:48	PSU	3-87/0:51/0-21
		Trace McSorley 4 yd run (T. Davis kick)	
	4:49	PSU	5-62/2:30/0-28
		Saquon Barkley 3 yd run (T. Davis kick)	
	0:23	PSU	5-45/1:51/0-35
		Saquon Barkley 30 yd run (T. Davis kick)	
3rd	6:01	PSU	8-62/4:03/0-38
		Tyler Davis 47 yd field goal	
	1:02	PSU	3-58/1:23/0-45
		Mike Gesicki 2 yd pass from McSorley (T. Davis kick)	
4th	10:20	PSU	5-66/1:56/0-52
		Tommy Stevens 5 yd run (T. Davis kick)	

TEAM STATS

	UA	PSU
First Downs	12	24
Rushing Yards	73	247
Passing Yards	86	322
Passing (C-A-Int)	14-29-1	21-31-1
Total Offense	159	569
Plays	63	65
Fumbles (#-Lost)	1-0	0-0
Penalties (#-Yards)	9-84	5-45
Possession Time	30:30	29:30
3rd-Down Conv.	4-17	3-9
Red-Zone	0-0	5-6
Touchdowns	0	5
Field goals	0	0

OTHER

Time of Game	3:25
Akron	0-1, 0-0 MAC
Penn State	1-0, 0-0 B1G

Milestones

- The win was the 50th of Penn State head coach James Franklin's career as head coach and 26th at Penn State.
- DeAndre Thompkins set a school record with an average of 31.8 yards on four punt returns. He returned one for a 61-yard touchdown and another for 42 yards. The previous record was 31.7 yards per return by Derrick Williams vs. Temple in 2006.

Difference Makers

Penn State

- RB Saquon Barkley – Barkley totaled 246 all-purpose yards, gaining 172 on the ground on 14 carries with two touchdowns, hauling in three receptions for 54 yards and returning a kickoff 20 yards. His 80-yard run in the second quarter was the second-longest of his career. Barkley turned in his 11th career 100-plus yard rushing effort and he now has 27 career rushing touchdowns to rank eighth all-time at Penn State.
- QB Trace McSorley – McSorley completed 18-of-25 passes for 280 yards and two touchdowns, while rushing for 48 yards and a touchdown on 12 carries. It marked his 16th consecutive game with a touchdown dating back to the TaxSlayer Bowl after the 2015 season, extending his record. He now has 33 career touchdown passes to rank ninth in Penn State history.
- TE Mike Gesicki – Gesicki enjoyed a career game, setting career highs with six receptions and two touchdowns. He totaled 58 yards.

INDIVIDUAL STATISTICS

RUSHING

Akron-Nelson, Kato 9-39; Ball, Warren 13-27; Morgan, Manny 3-13; Williams, Andre 1-7; Sands, Deltron 1-1; Edwards, Van 5-minus 2; Woodson, Thomas 2-minus 12. Penn State-Barkley, Saquon 14-172; McSorley, Trace 12-48; Sanders, Miles 1-16; Stevens, Tommy 4-16; TEAM 1-minus 2; Robinson, Andre 2-minus 3.

PASSING

Akron-Woodson, Thomas 12-23-1-71; Kelley, Robbie 0-2-0-0; Nelson, Kato 1-2-0-11; Johns, Nick 1-2-0-4. Penn State-McSorley, Trace 18-25-1-280; Stevens, Tommy 3-6-0-42.

RECEIVING

Akron-Chapman, Tra'Von 3-10; Coney, A.J. 2-25; Smith, Kwadarius 2-23; Bickley, Fransohn 2-21; Ball, Warren 2-3; Stewart, Nate 1-4; Williams, Newman 1-2; Young, Anthony 1-minus 2.

Penn State-Gesicki, Mike 6-58; Johnson, Juwan 4-84; Hamilton, DaeSean 3-74; Barkley, Saquon 3-54; Thompkins, DeAndre 2-29; Pancoast, Tom 1-12; Stevens, Tommy 1-7; Polk, Brandon 1-4.

TOP TACKLERS (T-UA-A)

Akron-Guiser, Zach 10-8-2; Davis, Alvin 6-5-1; Gilbert, Ulysses 5-3-2; Hauser, Andrew 5-2-3; Lako, John 3-2-1; Reinke, Brian 3-0-3. Penn State-Miller, Jarvis 5-3-2; Chavis, Tyrell 5-2-3; Bowen, Manny 5-1-4; Buchholz, Ryan 4-2-2; Brown, Cam 4-2-2; Windsor, Robert 4-1-3; Smith, Brandon 4-0-4.



GAME 2

PITT 14



33 PENN STATE

BEAVER STADIUM
ABC

SEPT. 9, 2017
ATTN: 109,898



GAME RECAPS

UNIVERSITY PARK, Pa. - No. 4 Penn State dominated the field position battle with strong defense and special teams and Saquon Barkley and Mike Gesicki scored a pair of touchdowns each in a 33-14 victory over Pittsburgh.

The Nittany Lions led from their first score to the end, never allowing Pitt within single digits after building a 14-0 lead in the first quarter. Penn State was also aided by its seventh-largest crowd ever and the largest since 2009, as 109,898 packed Beaver Stadium and helped the Nittany Lions extend their home winning streak to nine, which is tied for the longest active streak in FBS.

Penn State's average drive start was at its own 37, while Pitt's average drive start was inside its own 18, and the Nittany Lions took advantage with four touchdowns and a safety, while Pitt reached the end zone just once despite a pair of 15-play drives. On special teams, Penn State held the Panthers inside the 20 twice and four of Blake Gillikin's six punts landed inside the 20, with his last setting up a safety to put the game out of reach. Safety Marcus Allen made the safety stop and led the Lions with 12 tackles.

Barkley amassed 183 all-purpose yards, rushing 14 times for 88 yards and a touchdown, catching four passes for 45 yards and a touchdown, and returning two kicks for 50 yards. Quarterback Trace McSorley completed 15-of-28 passes for 164 yards and three touchdowns, with his lone interception coming on an end-of-half Hail Mary play. Gesicki matched Barkley's four receptions and totaled 39 yards and two touchdowns.

Defensively, linebackers Jason Cabinda and Koa Farmer followed Allen in the tackles ledger with eight apiece, Defensive backs Grant Haley and Troy Apke hauled in an interception each and defensive end Shareef Miller had two of Penn State's five sacks.

First Half (Penn State 14, Pitt 3)

Trace McSorley and Mike Gesicki teamed up to give Penn State a two-touchdown lead at the start, with some help from Grant Haley, but Pitt was able to use a ball control offense to keep the Nittany Lion offense off the field in the second quarter.

Penn State could not have asked for a better start, intercepting Pitt's fourth play from scrimmage on defense and scoring on the ensuing offensive possession. On the game's first drive, Pitt QB Max Browne overthrew his intended target on first-and-10 from the Pitt 29 and found Penn State's Haley instead at the 50. Haley returned the pick 42 yards to the Pitt 8-yard line, setting up a short toss to a wide open Gesicki on Penn State's first offensive play.

McSorley engineered a six-play, 62-yard touchdown drive later in the quarter. McSorley broke free for a career-long 36-yard run on third-and-2 to key the drive. Later on a third-and-2 from the 10, McSorley found Gesicki on a screen and he slipped inside the pylon for his second score

with 5:20 remaining in the quarter.

Pitt assembled a lengthy drive over the remainder of the first quarter and into the second quarter, eating 8:02 on 15 plays, but only gaining 31 yards before punting.

Penn State was forced to punt on the ensuing possession and abbreviated Pitt's next drive with an interception by Troy Apke, but a sack of McSorley on third-and-8 from the Penn State 43 forced another punt, and Pitt reclaimed the ball at their own 13 with 6:42 remaining in the half.

Pitt assembled another 15-play drive to wind the clock down to 1:12, converting a 28-yard field goal after advancing 77 yards.

Third-Fourth Quarter (Penn State 28, Pitt 6)

Penn State started on offense from its own 25 and quickly reached midfield on consecutive Barkley rushes of 17 and 11 yards, respectively. McSorley ran for four yards before the Lions were forced to punt, but Blake Gillikin's punt was fair caught at the Penn State 5 and the Nittany Lion defense only yielded eight yards before forcing a three-and-out. Thompkins returned the ensuing punt 14 yards to the Pitt 46, and it only took the Nittany Lions one play to score, as McSorley found Barkley over the middle for a career-long 46-yard touchdown reception and 21-3 lead.

Pitt answered with a nine-play, 59-yard field goal drive. Ollison moved the Panthers to the edge of the red zone with a 32-yard rush to the Penn State 21. Alex Kessman's kick from 24 yards out to made the score 21-6.

Both teams traded punts before Penn State put together another touchdown drive. Starting at their own 22, the Nittany Lions quickly crossed into Pitt territory as Barkley rushed for 22 yards, and then 15 more were added on a horse collar tackle penalty to spot the ball at the Pitt 41. Barkley rushed for 11 more to the 30, and after McSorley called his own number for two yards, he connected with Brandon Polk on an 18-yard completion to the 10 for first-and-goal. Barkley rushed for two yards to end the quarter, and then punched it in from eight yards out on the first play of the fourth quarter.

The Finish (Penn State 33, Pitt 14)

Pitt answered the Barkley score with its first touchdown, driving 75 yards on nine plays. Ollison ignited the drive with 30 yards on a shovel pass to the Penn State 33. The Panthers chipped their way to the Penn State 3, and on third-and-goal, backup quarterback Ben DiNucci ran around the left end for a touchdown. DiNucci stayed in the game for the two-point conversion and hit Ollison on a shovel pass to make it 28-14, but that was as close as Pitt would come.

SCORING SUMMARY

	1	2	3	4	OT	F
PITT	0	3	3	8	-	14
PSU	14	0	7	12	-	33

1st	12:53	PSU	1-8/0:04/0-7	Mike Gesicki 8 yd pass from McSorley (T. Davis kick)
	5:20	PSU	6-62/2:43/0-14	Mike Gesicki 10 yd pass from McSorley (T. Davis kick)
2nd	1:12	UP	15-77/5:30/3-14	Alex Kessman 28 yd field goal
3rd	10:32	PSU	1-46/0:09/3-21	Saquon Barkley 46 yd pass from McSorley (T. Davis kick)
	06:03	UP	9-59/4:29/6-21	Alex Kessman 24 yd field goal
4th	14:54	PSU	6-78/2:32/6-28	Saquon Barkley 8 yd run (T. Davis kick)
	10:09	UP	9-75/4:45/14-28	Ben DiNucci 3 yd run (Quadree Ollison pass from DiNucci)
	5:53	PSU	14-30	Marcus Allen safety
	3:34	PSU	7-34/2:11/14-33	Tyler Davis 24 yd field goal

TEAM STATS

	PITT	PSU
First Downs	24	14
Rushing Yards	155	148
Passing Yards	187	164
Passing (C-A-Int)	24-41-2	15-28-1
Total Offense	342	312
Plays	86	52
Fumbles (#-Lost)	1-1	1-0
Penalties (#-Yards)	6-55	1-15
Possession Time	38:20	21:40
3rd-Down Conv.	5-17	4-12
Red-Zone	3-4	4-4
Touchdowns	1	3
Field goals	2	1

OTHER

Time of Game		3:20
Pitt	1-1, 0-0 ACC	
Penn State	2-0, 0-0 B1G	

INDIVIDUAL STATISTICS

RUSHING

Pitt-Ollison, Quadree 15-96; Moss, Chawntez 11-46; Hall, Darrin 5-19; DiNucci, Ben 5-8; Ffrench, Maurice 1-8; Maddox, Avonte 1-1; Henderson, Quadree 2-minus 5; Browne, Max 5-minus 18.
Penn State-Barkley, Saquon 14-88; McSorley, Trace 8-65; TEAM 1-minus 2; Sanders, Miles 1-minus 3.

PASSING

Pitt-Browne, Max 19-32-2-138; DiNucci, Ben 5-9-0-49.
Penn State-McSorley, Trace 15-28-1-164.


RECEIVING

Pitt-Weah, Jester 6-65; Araujo-Lopes, Rafael 4-42; Flanagan, Matt 3-19; Ollison, Quadree 2-30; Hall, Darrin 2-9; Ffrench, Maurice 2-9; Henderson, Quadree 2-5; Moss, Chawntez 2-minus 4; Mathews, Aaron 1-12.
Penn State-Barkley, Saquon 4-45; Gesicki, Mike 4-39; Hamilton, DaeSean 3-45; Polk, Brandon 1-18; Thompkins, DeAndre 1-12; Johnson, Juwan 1-4; Stevens, Tommy 1-1.

TOP TACKLERS (T-UA-A)

Pitt-Idowu, Oluwaseun 8-6-2; Garner, Bricen 6-5-1; Zeise, Elijah 6-4-2; Jackson, Dane 5-4-1.
Penn State-Allen, Marcus 9-3; Cabinda, Jason 8-5-3; Farmer, Koa 8-4-4; Scott, Nick 7-4-3; Apke, Troy 4-4-0; Haley, Grant 4-3-1; Campbell, Christian 4-3-1; Bowen, Manny 3-1.





MARCUS ALLEN 2
 Safety | 6-2 | 205
 Senior/Senior
 Upper Marlboro, Md./ Dr. Henry Wise H.S.
 Major: Broadcast Journalism

» CAREER NOTES & RECORDS

Career: Ranks No. 11 on Penn State's career tackles chart with 265 stops, trailing Brandon Short's (1996-99) 273 stops for the No. 10 spot...Owns eight career double-digit tackle games (two in 2014, two in 2015, three in 2016, one in 2017)...Blocked the field goal attempt vs. Ohio State, which was picked up and returned for a touchdown by Grant Haley, the first blocked field goal returned for a touchdown in Penn State history.

» 2017

Awards: Earned the Lott IMPACT Trophy Player of the Week on Sept. 12 after piling up 13 tackles vs. Pittsburgh...Named to the Paycom Jim Thorpe Award weekly honor roll on Sept. 13 for his efforts vs. Pittsburgh...Selected to the preseason watch list for the Bednarik Award, Lott IMPACT Trophy, Nagurski Trophy and Thorpe Award...Selected preseason first-team All-American by *Sporting News*...Earned preseason third-team All-America from *Athlon Sports* and *Pro Football Focus*.

Season: Started two games...Selected as team captain prior to the season.

Akron (9/2): Totaled three tackles, all in the first half...Combined with Christian Campbell on a first-quarter tackle for loss...Notched one pass breakup...Part of a defense that logged 14.0 tackles for loss, the most since recording 15.0 vs. Temple in 2015...One of eight players to be a part of three-straight seasons with a shutout (Illinois, 2015; at Rutgers, 2016; Akron, 2017), marking the longest such streak since a three-year span from 1989-91...Part of a defense that logged a season-opening shutout for the first time since 2007 (FIU, 59-0). **Pittsburgh (9/9):** Recorded his eighth career double-digit tackle game with a game-high 13 stops, including 10 solo...Logged a fourth-quarter tackle for loss, taking down Pittsburgh running back Darrin Hall for a safety, the first Penn State safety since 2010 (D. Still, vs. Minnesota)...Added one pass breakup.


» 2017 GAME-BY-GAME

Tackles (Solo-Assisted-Total)
 AKRON 0-3-3; PITTSBURGH 10-3-13.

» ALLEN'S CAREER STATISTICS & GAME HIGHS

	UA-A	TK	FF	FR	I	PBU	SACK	TFL
2014	35-23	58	-	-	-	3	1.0-11	2.0-13
2015	43-38	81	2	1	-	2	1.0-9	5.0-19
2016	57-53	110	1	2	-	3	-	6.0-15
2017	10-6	16	-	-	-	2	-	1.5-5
CAREER	145-120	265	3	3	-	10	2.0-20	14.5-52

Tackles 22; Minnesota, 10/1/16
Sacks 1.0; Twice: Last at Maryland, 10/24/15
Tackles for Loss 1.5; Three Times: Last at Indiana, 11/12/16
Forced Fumbles 1; Three Times: Last Kent State, 9/3/16
Fumble Recoveries 1; Three Times: Last at Indiana, 11/12/16
Pass Breakups 2; Twice: Last at Michigan, 9/24/16
Blocked Kicks 1 (FG); Ohio State, 10/22/16
Safety 1; Pittsburgh, 9/9/17



TROY APKE 28
 Safety | 6-1 | 200
 Senior/Senior
 Mt. Lebanon, Pa./Mount Lebanon
 Major: Criminology

» 2017

Awards: Earned *Pro Football Focus* Big Ten Team of the Week honors on Sept. 12 after collecting an interception and five tackles vs. Pittsburgh.

Season: Started two games.

Rankings: Is tied for No. 32 nationally and No. 1 in the Big Ten in interceptions per game (0.5).

Akron (9/2): Recorded three tackles, including one solo stop, all coming in the first half...Had one punt return for three yards in the fourth quarter, his first career punt return...One of eight players to be a part of three-straight seasons with a shutout (Illinois, 2015; at Rutgers, 2016; Akron, 2017), marking the longest such streak since a three-year span from 1989-91...Part of a defense that logged a season-opening shutout for the first time since 2007 (FIU, 59-0). **Pittsburgh (9/9):** Made five stops, including four solo...Collected his second career interception in the second quarter...Added a quarterback hurry in the third quarter.

» 2017 GAME-BY-GAME

Tackles (Solo-Assisted-Total)
 AKRON 1-2-3; PITTSBURGH 4-1-5.

» APKE'S CAREER STATISTICS & GAME HIGHS


	UA-A	TK	FF	FR	I	PBU	SACK	TFL
2014	2-0	2	-	-	-	-	-	-
2015	14-12	26	1	-	-	1	-	-
2016	11-17	28	-	1	1	-	-	-
2017	5-3	8	-	-	1	-	-	-
CAREER	32-32	64	1	1	2	1	-	-

Tackles 7; Michigan State, 11/26/16
Forced Fumbles 1; Rutgers, 9/19/15
Fumble Recoveries 1; Michigan State, 11/26/16
Interceptions 1; Twice: Last Pittsburgh, 9/9/17
Long Interception Return 10 yards; Iowa, 11/5/16
Pass Breakups 1; Michigan, 11/21/15

» APKE'S CAREER PUNT RETURN STATISTICS & GAME HIGHS

	No.	Yds.	Avg.	TD	LG
2017	1	3	3.0	-	3
CAREER	1	3	3.0	-	3

Punt Returns 1; Akron, 9/2/17
Punt Return Yards 3; Akron, 9/2/17
Long Punt Return 3 yards; Akron, 9/2/17



ALEX BARBIR 90
 Kicker | 5-9 | 193
 Sophomore/Freshman
 Cumming, Ga./South Forsyth
 Major: Division of Undergraduate Studies

» 2017

Season: Appeared in one game...Made collegiate debut vs. Akron (9/2)...One of 16 student-athletes to make their collegiate debut in 2017...One of 13 freshmen (10 redshirt, 3 true) to appear in 2017.

Akron (9/2): Made collegiate debut in the third quarter...Had two kickoffs for an average of 56.5 yards.

» BARBIR'S CAREER KICKOFF STATISTICS

	No.	Yds	AVG	TB	OB
2017	2	113	56.5	-	1
CAREER	-	-	-	-	-



SAQUON BARKLEY 26
 Running Back | 5-11 | 228
 Junior/Junior
 Coplay, Pa./Whitehall
 Major: Journalism

» CAREER NOTES & RECORDS

Career: Ranks No. 9 on Penn State's career rushing list with 2,832 yards, trailing Lydell Mitchell (2,934; 1969-71) for No. 8...Is just the eighth player in Penn State history with multiple 1,000-yard seasons...Sits No. 8 on the career rushing touchdowns chart (28), trailing the 29 rushing scores by John Cappelletti, Richie Anderson and Evan Royster for No. 5...Ranks tied for No. 10 with 11 career 100-yard games (five in 2015, five in 2016, one in 2017), including two 200-yard efforts...Sits No. 13 on Penn State's career all-purpose yards with 3,638 yards...Is tied for No. 11 in Penn State history with Ki-Jana Carter in career scoring with 204 points...Has 89 rushes of 10 or more yards in his career (34 in 2015, 46 in 2016, 9 in 2017)...Owns seven multi-rushing touchdown games in his career (two in 2015, four in 2016, one in 2017)...Has 10 multi-touchdown games (two in 2015, six in 2016, two in 2017)...Had a streak of 14 consecutive games with at least one rush of 20 yards snapped at Rutgers (11/19), a streak that was the second-longest in college football in the last 20 years (19 - LaMichael James, Oregon (2008-10))...Owns three career Big Ten Offensive Player of the Week honors (two in 2016, one in 2017).

Season: Finished No. 5 on Penn State's single-season rushing yardage chart with 1,496 yards in 2016...Broke the sophomore rushing record formerly held by Evan Royster (1,236; 2008) with 1,496 yards in 2016...Owns the sophomore scoring record and ranked No. 4 on the single-season scoring list with 132 points, passing Kevin Kelly's sophomore mark of 96 points (2006)...Barkley and Tyler Davis (128) became the first set of teammates to score 100 points in the same season in Penn State history...Broke the sophomore rushing touchdowns record with his 14th score of 2016 at Rutgers (11/19) in the third quarter and finished with 18 rushing scores...Became the first Nittany Lion since Zach Zwinak (12; 2013) to score 10-plus touchdowns in a season...His 22 overall touchdowns (18 rushing, 4 receiving) are No. 4 on the single-season charts...The 22 total touchdowns are the most since Larry Johnson scored 23 in 2002...His 18 rushing touchdowns tied Richie Anderson (1992) for No. 5 on Penn State's single-season charts...Finished No. 2 on Penn State's single-season all-purpose yards list with 1,927 yards in 2016, the highest total since Larry Johnson's school-record 2,655 yards in 2002...Broke Penn State's freshman (true or redshirt) season record with 1,076 rushing yards in 2015, surpassing D.J. Dozier's mark of 1,002 set in 1983...His 2015 season effort ranks 17th on the Penn State single-season rushing charts...Finished tied for first place on the Penn State true freshman season rushing touchdown (Dozier, 7) and 100-yard rushing games lists (Dozier, 5)...Broke Penn State freshman (true or redshirt) season record for all-purpose yards with 1,237, surpassing the mark set by Dozier (1,191; 1983).

Game: Joins Ki-Jana Carter as the only players in Penn State history with multiple 80-yard rushes in program history (81 at Purdue, 2016; 80 vs. Akron, 2017)...Produced the fourth 300-plus all-purpose yard game in Penn State history with 306 yards against USC (1/2/17) in the 2017 Rose Bowl...Became the 15th different Penn Stater with a 200-yard rushing game vs. Maryland (10/8/16) with 202 yards, which ranks No. 24 on Penn State's single-game rushing charts...His 207 yards rushing at Purdue (10/29/16) rank No. 21 on the single-game charts and are the most since Larry Johnson's 279 yards vs. Michigan State in 2002...Twice broke the Penn State sophomore record for all-purpose yards, first with 277 (207 rushing, 70 receiving) at Purdue (10/29/16) and again vs. USC (1/2/17) in the Rose Bowl with 306 (194 rushing, 55 receiving, 54 kick return)...Tallied 30 points at Pittsburgh (9/10/16), which is tied for No. 4 in Penn State history (fifth occasion).

» 2017

Awards: Named Big Ten Co-Offensive Player of the Week (Barrett, OSU) on Sept. 4 after rushing for 174 yards and totaling 246 all-purpose yards vs. Akron...Earned Big Ten Rose Bowl Player of the Week on Sept. 5 after his effort vs. Akron in the season opener...Selected to the Paul Hornung Award Honor Roll on Sept. 11 after posting 183-all purpose yards and two touchdowns vs. Pittsburgh...Selected to the preseason watch list for the Doak Walker Award, Maxwell Award and Walter Camp Award...Among 10 players named to the Big Ten preseason honors list, as selected by the

conference's media members, joining teammate Trace McSorley...Named preseason first-team All-America by the *Associated Press*, *ESPN.com*, *Pro Football Focus*, *Sports Illustrated*, *Sporting News*, *USA Today*, *Street & Smith* and *Athlon Sports*...Named the No. 5 player in FBS by *SI.com*...Earned the No. 1 spot on *Sports Illustrated's* "Feldman's Freaks" list heading into the 2017 campaign.

Season: Started two games...Selected as team captain prior to the season...Has a rushing touchdown in nine-straight games, which is tied for the longest active streak in the FBS with Ronald Jones (USC)...The nine-straight games with a rushing touchdown is the longest streak by a Penn Stater since Larry Johnson had 11 in a row in 2002.

Rankings: Sits No. 2 in the FBS and leads the Big Ten in all-purpose yards (214.5.0)...Is No. 7 nationally and leads the Big Ten in yards per carry (9.29)...Is tied for No. 10 nationally and the Big Ten lead in total touchdowns (4)...Ranks No. 15 in the FBS and No. 3 in the Big Ten in rushing touchdowns (3)...Is tied for No. 17 nationally and No. 2 in the Big Ten in scoring per game (12.0)...Sits No. 17 in the FBS and No. 3 in the Big Ten in rushing yards per game (130.0)...Ranks No. 40 in the FBS and No. 6 in the Big Ten in kickoff return average (23.3)...Sits No. 91 in the FBS and No. 14 in the Big Ten in combined kick return yards (70).

Akron (9/2): Rushed for 174 yards and two touchdowns on 14 carries...Posted the second-longest rush of his career, an 80 yard burst in the second quarter...Notched his seventh career multi-rushing touchdown game and ninth career multi-touchdown game...The 80-yard run is tied for No. 10 in program history (eight occasions)...Caught three passes for 54 yards...Returned one kickoff for 20 yards...Totaled 246 all-purpose yards.
Pittsburgh (9/9): Carried 14 times for 88 yards and one touchdown...Tied a team high with four receptions and 45 yards...Had a career-long 46 yard reception in third quarter, scoring a touchdown on the play...Posted his 10th career game with multiple touchdowns...Returned two kickoffs for 50 yards with a long of 32 yards...Owned a game-high 183 all-purpose yards.

» 2017 GAME-BY-GAME

Rushing (Carries-Yards-TD)
 AKRON 14-172-2; PITTSBURGH 14-88-1.
Receiving (Receptions-Yards-TD)
 AKRON 3-54-0; PITTSBURGH 4-45-1.

» BARKLEY'S CAREER OFFENSIVE STATISTICS & GAME HIGHS

	Att.-Yds.	Avg.	TD	LG	Rec.-Yds.	Avg.	TD	LG
2015	182-1,076	5.9	7	56	20-161	8.1	1	32
2016	272-1,496	5.5	18	81	28-402	14.4	4	44
2017	28-260	9.3	3	80	7-99	14.1	1	46
CAREER	482-2,832	5.9	28	81	58-662	12.1	6	46

Rushing Attempts 33; at Indiana, 11/12/16
Rushing Yards 207; at Purdue, 10/29/16
Rushing Touchdowns 4; at Pittsburgh, 9/10/16
Longest Rush 81 yards; at Purdue, 10/29/16
Receptions 6; at Northwestern, 11/7/15
Receiving Yards 77; at Michigan, 9/24/16
Receiving Touchdowns 1; Five Times: Last Pittsburgh, 9/9/17
Longest Reception 46 yards; Pittsburgh, 9/9/17

» 2017 GAME-BY-GAME

Kickoff Returns (Returns-Yards-TD-YPR)
 AKRON 1-20-0-20.0; PITTSBURGH 2-50-0-25.0.

» BARKLEY'S CAREER KICKOFF RETURN STATISTICS & GAME HIGHS

	No.	Yds.	Avg.	TD	LG
2015	-	-	-	-	-
2016	3	74	24.7	-	33
2017	3	70	23.3	-	32
CAREER	6	144	24.0	-	33

Kick Returns 2; Twice: Last Pittsburgh, 9/9/17
Kick Return Yards 57; vs. USC, 1/2/17
Long Kick Return 33 yards; vs. USC, 1/2/17
All-Purpose Yards 306; vs. USC, 1/2/17

RYAN BATES 52

Offensive Line | 6-4 | 310
 Junior/Sophomore
 Warrington, Pa./Archbishop Wood
 Major: Labor & Employment Relations

» 2017

Season: Started two games.

Akron (9/2): Helped pave the way for 569 total yards...Cleared the way for Saquon Barkley's 174 rushing yards for his 11th career 100-yard rushing game...Protected Trace McSorley to the tune of 280 passing yards and two scoring throws...Didn't allow a sack or quarterback hurry...Part of the offensive line unit that was named the coaching staff's Offensive Player of the Week. **Pittsburgh (9/9):** Part of an offensive line that allowed just one sack...Blocked for 148 total rushing yards - including 88 from Saquon Barkley - and protected Trace McSorley to the tune of three touchdowns and 164 yards passing...Enabled the team to eclipse the 30-point mark for the ninth-straight game.

SAEED BLACKNALL 13

Wide Receiver | 6-3 | 208
 Senior/Senior
 Manalapan, N.J./Manalapan
 Major: Telecommunications

» 2017

Season: Appeared in two games.

Pittsburgh (9/9): Made his first career tackle, a combined special teams stop with Nick Scott in the first quarter.

» BLACKNALL'S CAREER OFFENSIVE STATISTICS & GAME HIGHS

	Att.-Yds.	Avg.	TD	LG	Rec.-Yds.	Avg.	TD	LG
2014	1-(-1)	(-1.0)	-	(-1)	11-112	10.2	1	24
2015	-	-	-	-	8-248	31.0	1	59
2016	-	-	-	-	15-347	23.1	3	70
2017	-	-	-	-	-	-	-	-
CAREER	1-(-1)	(-1.0)	-	(-1)	34-707	20.8	5	70

Rushing Attempts 1; vs. Boston College, 12/27/14
Rushing Yards -1; vs. Boston College, 12/27/14

Receptions 6; vs. Wisconsin, 12/3/16
Receiving Yards 155; vs. Wisconsin, 12/3/16
Receiving Touchdowns 2; vs. Wisconsin, 12/3/16
Longest Reception 70 yards; vs. Wisconsin, 12/3/16

NOTE: Has one career tackle on kickoff coverage (Pittsburgh, 2017).

MANNY BOWEN 43

Linebacker | 6-1 | 226
 Junior/Junior
 Barnegat, N.J./Barnegat
 Major: Media Studies

» 2017

Season: Started two games.

Akron (9/2): Tied for the team lead with five stops, all coming in the first quarter...Combined with Tyrell Chavis on a tackle for loss in the first quarter...Was a part of a defense that logged 14.0 tackles for loss, the most since recording 15.0 vs. Temple in 2015...Part of a defense that logged a season-opening shutout for the first time since 2007 (FIU, 59-0). **Pittsburgh (9/9):** Totaled four tackles...Added one quarterback hurry and one pass breakup.

» 2017 GAME-BY-GAME

Tackles (Solo-Assisted-Total)
 AKRON 1-4-5; PITTSBURGH 3-1-4.

» BOWEN'S CAREER STATISTICS & GAME HIGHS

	UA-A	TK	FF	FR	I	PBU	SACK	TFL
2015	12-6	18	1	1	-	-	-	0.5-2
2016	35-33	68	-	-	-	2	2.0-16	8.5-30
2017	4-5	9	-	-	-	1	-	0.5-2
CAREER	51-44	95	1	1	-	3	2.0-16	9.5-34

Tackles 12; Ohio State, 10/22/16
Sacks 1.0; Twice: Last Michigan State, 11/26/16
Tackles for Loss 2.0; Minnesota, 10/1/16
Fumble Recoveries 1; Army, 10/3/15
Forced Fumbles 1; at Michigan State, 11/28/15
Pass Breakups 1; Three Times: Last Pittsburgh, 9/9/17

CAM BROWN 6

Linebacker | 6-5 | 222
 Sophomore/Sophomore
 Burtonsville, Md./The Bullis School
 Major: Division of Undergraduate Studies

» 2017

Season: Appeared in two games.

Akron (9/2): Totaled four tackles...Made solo stop behind the line in the second quarter...Had one quarterback hurry...Was a part of a defense that logged 14.0 tackles for loss, the most since recording 15.0 vs. Temple in 2015...Part of a defense that logged a season-opening shutout for the first time since 2007 (FIU, 59-0). **Pittsburgh (9/9):** Logged two tackles.

» 2017 GAME-BY-GAME

Tackles (Total-Solo-Assisted)
 AKRON 2-2-4; PITTSBURGH 1-1-2.

» C. BROWN'S CAREER STATISTICS & GAME HIGHS

	UA-A	TK	FF	FR	I	PBU	SACK	TFL
2016	14-19	33	-	-	-	-	0.5-1	1.5-2
2017	3-3	6	-	-	-	-	-	1.0-4
CAREER	19-24	39	-	-	-	-	0.5-1	2.5-6

Tackles 10; at Michigan, 9/24/16
Sacks 0.5; at Rutgers, 11/19/16
Tackles for Loss 1.0; Twice: Last Akron, 9/2/17
Blocked Kicks 1 (punt); Ohio State, 10/22/16



TORRENCE BROWN 19
 Defensive End | 6-3 | 254
 Senior/Junior
 Tuscaloosa, Ala./Tuscaloosa Academy
 Major: Recreation, Parks & Tourism Management

» 2017
Season: Started two games.

Akron (9/2): Had three assisted tackles...Combined with Parker Cothren on a tackle for loss in the second quarter...Was a part of a defense that logged 14.0 tackles for loss, the most since recording 15.0 vs. Temple in 2015...One of eight players to be a part of three-straight seasons with a shutout (Illinois, 2015; at Rutgers, 2016; Akron, 2017), marking the longest such streak since a three-year span from 1989-91...Part of a defense that logged a season-opening shutout for the first time since 2007 (FIU, 59-0).
Pittsburgh (9/9): Registered three assisted tackles...Combined with Koa Farmer on a first-quarter tackle for loss...Broke up his first career pass, a second-quarter attempt that he deflected at the line of scrimmage.

» 2017 GAME-BY-GAME

Tackles (Solo-Assisted-Total)
 AKRON 0-3-3; PITTSBURGH 0-3-3.

» T. BROWN'S CAREER STATISTICS & GAME HIGHS

	UA-A	TK	FF	FR	I	PBU	SACK	TFL
2015	5-6	11	-	1	-	-	1.5-4	5.5-14
2016	16-17	33	3	2	-	-	0.5-4	6.0-18
2017	0-6	6	-	-	-	1	-	1.0-1
CAREER	21-32	53	3	3	-	1	2.0-8	12.5-33

Tackles 6; at Pittsburgh, 9/10/16
Sacks 1.0; Michigan, 11/21/15
Tackles for Loss 2.0; Twice: Last at Pittsburgh, 9/10/16
Forced Fumbles 1; Twice: Last Temple, 9/17/16
Fumble Recoveries 1; Three Times: Last at Indiana, 11/12/16
Pass Breakups 1; Pittsburgh, 9/9/17

NOTE: Has one career touchdown - a 9-yard fumble recovery for a score at Indiana (11/12/16).



RYAN BUCHHOLZ 97
 Defensive End | 6-6 | 273
 Junior/Sophomore
 Malvern, Pa./Great Valley
 Major: Media Studies

» 2017
Season: Appeared in two games.

Rankings: Ranks tied for No. 24 nationally and No. 3 in the Big Ten in forced fumbles per game (0.5).

Akron (9/2): Logged career highs for tackles (4), tackles for loss (1.5) and sacks (1.0), all coming in the first half...Forced his first career fumble, which was recovered by Akron, in the first quarter...Combined with Robert Windsor on a first-quarter tackle for loss...Toppled Akron quarterback Thomas Woodson for a solo sack in the second quarter...Added one quarterback hurry...Was a part of a defense that logged 14.0 tackles for loss, the most since recording 15.0 vs. Temple in 2015...Part of a defense that logged a season-opening shutout for the first time since 2007 (FIU, 59-0)...Named the coaching staff's Defensive Player of the Week.
Pittsburgh (9/9): Collected two solo tackles.

» 2017 GAME-BY-GAME

Tackles (Solo-Assisted-Total)
 AKRON 2-2-4; PITTSBURGH 2-0-2.

» BUCHHOLZ'S CAREER STATISTICS & GAME HIGHS

	UA-A	TK	FR	FF	I	PBU	SACK	TFL
2016	10-6	16	-	-	-	-	3.0-20	4.5-26
2017	4-2	6	-	1	-	-	1.0-8	1.5-9
CAREER	14-8	22	-	1	-	-	4.0-28	6.0-35

Tackles 4; Akron, 9/2/17
Sacks 1.0; Four Times: Last Akron, 9/2/17
Tackles for Loss 1.5; Akron, 9/2/17
Forced Fumbles 1; Akron, 9/2/17



JASON CABINDA 40
 Linebacker | 6-1 | 234
 Senior/Senior
 Flemington, N.J./Hunterdon Central
 Major: Economics

» 2017
Awards: Selected to the preseason watch list for the Bednarik Award, Butkus Award, Lott IMPACT Trophy and Nagurski Trophy.

Season: Started two games...Selected as team captain prior to the season.

Akron (9/2): Made three tackles, all coming in the first half...One of eight players to be a part of three-straight seasons with a shutout (Illinois, 2015; at Rutgers, 2016; Akron, 2017), marking the longest such streak since a three-year span from 1989-91...Part of a defense that logged a season-opening shutout for the first time since 2007 (FIU, 59-0).
Pittsburgh (9/9): Logged eight tackles to tie for second on the team with Koa Farmer and Nick Scott.


» 2017 GAME-BY-GAME

Tackles (Solo-Assisted-Total)
 AKRON 0-3-3; PITTSBURGH 5-3-8.

» CABINDA'S CAREER STATISTICS & GAME HIGHS

	UA-A	TK	FF	FR	I	PBU	SACK	TFL
2014	7-10	17	-	-	-	-	-	0.5-1
2015	39-61	100	1	-	1	5	2.5-33	5.5-37
2016	36-45	81	-	-	-	3	1.0-13	4.0-20
2017	5-6	11	-	-	-	-	-	-
CAREER	87-122	212	1	-	1	8	3.5-46	10.0-58

Tackles 14; Army, 10/3/15
Sacks 2.0; Army, 10/3/15
Tackles for Loss 2.0; Twice: Last Ohio State, 10/22/16
Forced Fumbles 1; Army, 10/3/15
Interceptions 1; at Northwestern, 11/7/15
Pass Breakups 2; at Rutgers, 11/19/16



CHRISTIAN CAMPBELL 1
 Cornerback | 6-1 | 191
 Senior/Senior
 Phenix City, Ala./Central
 Major: Journalism

» 2017
Season: Started two games.

Rankings: Ranks tied for No. 12 nationally and No. 3 in the Big Ten in passes defended per game (2.0).

Akron (9/2): Made two stops...Combined with Marcus Allen on a first-quarter tackle for loss...Added two pass breakups...Was a part of a defense that logged 14.0 tackles for loss, the most since recording 15.0 vs. Temple in 2015...Part of a defense that logged a season-opening shutout for the first time since 2007 (FIU, 59-0).
Pittsburgh (9/9): Registered four tackles, including three solo...Added two pass breakups.

» 2017 GAME-BY-GAME

Tackles (Solo-Assisted-Total)
 AKRON 0-2-2; PITTSBURGH 3-1-4.

» CAMPBELL'S CAREER STATISTICS & GAME HIGHS

	UA-A	TK	FR	FF	I	PBU	SACK	TFL
2014	9-1	10	-	-	1	2	-	1.0-1
2015	6-10	16	-	-	-	2	-	1.0-2
2016	17-14	31	1	-	1	6	-	1.0-4
2017	3-3	6	-	-	-	4	-	0.5-1
CAREER	35-28	63	1	-	2	14	-	3.5-8

Tackles 6; vs. USC, 1/2/17
Tackles for Loss 1.0; Three Times: Last Kent State, 9/3/16
Fumble Recoveries 1; at Indiana, 11/12/16
Interceptions 1; Twice: Last at Purdue, 10/29/16
Pass Breakups 2; Three Times: Last Pittsburgh, 9/9/17



COLIN CASTAGNA 46
 Defensive End | 6-4 | 257
 Junior/Junior
 Barrington, Ill./Barrington
 Major: Kinesiology

» 2017
Season: Appeared in two games.

Akron (9/2): Appeared on defense and special teams.
Pittsburgh (9/9): Logged a first-quarter assisted stop for his lone tackle of the game.

» 2017 GAME-BY-GAME

Tackles (Solo-Assisted-Total)
 AKRON 0-0-0; PITTSBURGH 0-1-1.

» CASTAGNA'S CAREER STATISTICS & GAME HIGHS

	UA-A	TK	FF	FR	I	PBU	SACK	TFL
2015	-	-	-	-	-	-	-	-
2016	1-1	2	-	-	-	-	-	1.0-2
2017	0-1	1	-	-	-	-	-	-
CAREER	1-2	3	-	-	-	-	-	1.0-2

Tackles 1; Three Times: Last Pittsburgh, 9/9/17
Tackles for Loss 1.0; at Purdue, 10/29/16



TARIQ CASTRO-FIELDS 5
 Cornerback | 6-0 | 185
 Freshman/Freshman
 Upper Marlboro, Md./Riverdale Baptist School
 Major: Division of Undergraduate Studies

» 2017
Season: Appeared in two games...Made collegiate debut vs. Akron (9/2)... One of 16 student-athletes to make their collegiate debut in 2017...One of 13 freshmen (10 redshirt, 3 true) to appear in 2017.

Akron (9/2): Made collegiate debut...Appeared on defense and special teams.
Pittsburgh (9/9): Collected his first career tackle in the fourth quarter, a combined stop with Koa Farmer.

» 2017 GAME-BY-GAME

Tackles (Solo-Assisted-Total)
 AKRON 0-0-0; PITTSBURGH 0-1-1.

» CASTRO-FIELDS' CAREER STATISTICS & GAME HIGHS

	UA-A	TK	FF	FR	I	PBU	SACK	TFL
2017	0-1	1	-	-	-	-	-	-
CAREER	0-1	1	-	-	-	-	-	-

Tackles 1; Pittsburgh, 9/9/17



IRVIN CHARLES 11
 Wide Receiver | 6-4 | 223
 Junior/Sophomore
 Sicklerville, N.J./Paul VI
 Major: Recreation, Parks & Tourism Management

» 2017
Season: Appeared in two games.

Akron (9/3): Appeared on offense and special teams.
Pittsburgh (9/9): Made a solo stop on the opening kickoff of the game.

» CHARLES' CAREER OFFENSIVE STATISTICS & GAME HIGHS

	Att.-Yds.	Avg.	TD	LG	Rec.-Yds.	Avg.	TD	LG
2016	-	-	-	-	2-106	53.0	1	80
2017	-	-	-	-	-	-	-	-
CAREER	-	-	-	-	2-106	53.0	1	80

Receptions 1; Twice: Last at Purdue, 10/29/16
Receiving Yards 80; Minnesota, 10/1/16
Receiving Touchdowns 1; Minnesota, 10/1/16
Longest Reception 80; Minnesota, 10/1/16

NOTE: Has 6 career tackles, including five on special teams...Has one kickoff return for 11 yards at Indiana (11/12/16).



TYRELL CHAVIS 56
 Defensive Tackle | 6-3 | 295
 Senior/Senior
 Richmond, Va./Fork Union Military Academy
 Major: African American Studies

» 2017
Season: Appeared in two games.
Rankings: Sits tied for No. 60 in the FBS and No. 5 in the Big Ten in tackles for loss per game (1.5).


Akron (9/2): Had career highs in tackles (5), tackles for loss (3.0) and logged his first career sack...Combined with Curtis Cothran for a first-quarter sack... Posted a pair of solo tackles for loss in the fourth quarter...Combined with Manny Bowen on a first-quarter tackle for loss...Five tackles tied for team high...Was a part of a defense that logged 14.0 tackles for loss, the most since recording 15.0 vs. Temple in 2015...Part of a defense that logged a season-opening shutout for the first time since 2007 (FIU, 59-0).

» 2017 GAME-BY-GAME
Tackles (Solo-Assisted-Total)
 AKRON 2-3-5; PITTSBURGH 0-0-0.

» CHAVIS' CAREER STATISTICS & GAME HIGHS

	UA-A	TK	FF	FR	I	PBU	SACK	TFL
2016	2-11	13	-	-	-	-	-	1.0-2
2017	2-3	5	-	-	-	-	0.5-2	3.0-7
CAREER	4-14	18	-	-	-	-	0.5-2	4.0-9

Tackles5; Akron, 9/2/17
Tackles for Loss3.0; Akron, 9/2/17
Sacks0.5; Akron, 9/2/17



JAKE COOPER 33
 Linebacker | 6-1 | 225
 Junior/Junior
 Doylestown, Pa./Archbishop Wood
 Major: Telecommunications

» 2017
Season: Appeared in one game.
Akron (9/2): Made two stops.

» 2017 GAME-BY-GAME
Tackles (Solo-Assisted-Total)
 AKRON 1-1-2; PITTSBURGH DNP.

» COOPER'S CAREER STATISTICS & GAME HIGHS

	UA-A	TK	FF	FR	I	PBU	SACK	TFL
2015	9-5	14	-	-	-	1	1.0-11	2.5-15
2016	4-11	15	-	-	-	-	-	-
2017	1-1	2	-	-	-	-	-	-
CAREER	14-17	31	-	-	-	1	1.0-11	2.5-15

Tackles6; Twice: Last at Michigan, 9/24/16
Sacks1.0; Buffalo, 9/12/15
Tackles for Loss1.0; Twice: Last vs. Maryland, 10/24/15
Pass Breakups1; Rutgers, 9/19/15



CURTIS COTHREN 52
 Defensive Tackle | 6-5 | 295
 Graduate/Senior
 Newtown, Pa./Council Rock North
 Major: Media Studies (2nd degree)

» 2017
Season: Started two games.

Akron (9/2): Totaled three tackles...Combined with Tyrell Chavis on a second-quarter sack...Joined Shareef Miller on a first-quarter tackle for loss...Was a part of a defense that logged 14.0 tackles for loss, the most since recording 15.0 vs. Temple in 2015...One of eight players to be a part of three-straight seasons with a shutout (Illinois, 2015; at Rutgers, 2016; Akron, 2017), marking the longest such streak since a three-year span from 1989-91...Part of a defense that logged a season-opening shutout for the first time since 2007 (FIU, 59-0). **Pittsburgh (9/9):** Logged two stops.

» 2017 GAME-BY-GAME
Tackles (Total-Solo-Assisted)
 AKRON 0-3-3; PITTSBURGH 0-2-2.

» COTHREN'S CAREER STATISTICS & GAME HIGHS

	UA-A	TK	FF	FR	I	PBU	SACK	TFL
2014	1-0	1	-	-	-	-	-	1.0-2
2015	5-11	16	-	-	-	-	2.5-27	4.0-31
2016	11-10	21	-	-	-	-	0.5-5	4.5-15
2017	0-5	5	-	-	-	-	0.5-2	1.0-3
CAREER	17-26	43	-	-	-	-	3.5-34	10.5-51

Tackles5; Wisconsin, 12/3/16
Sacks1.0; Twice: Last San Diego State, 9/26/15
Tackles for Loss3.0; vs. Wisconsin, 12/3/16



PARKER COTHREN 41
 Defensive Tackle | 6-4 | 302
 Graduate/Senior
 Huntsville, Ala./Hazel Green
 Major: Criminology (2nd degree)

» 2017
Season: Started two games.

Akron (9/2): Made one tackle, combining with Torrence Brown on a second quarter tackle for loss...Also added a quarterback hurry in the first quarter...Was a part of a defense that logged 14.0 tackles for loss, the most since recording 15.0 vs. Temple in 2015...One of eight players to be a part of three-straight seasons with a shutout (Illinois, 2015; at Rutgers, 2016; Akron, 2017), marking the longest such streak since a three-year span from 1989-91...Part of a defense that logged a season-opening shutout for the first time since 2007 (FIU, 59-0). **Pittsburgh (9/9):** Logged two stops.

» 2017 GAME-BY-GAME
Tackles (Solo-Assisted-Total)
 AKRON 0-1-1; PITTSBURGH 0-2-2.

» COTHREN'S CAREER STATISTICS & GAME HIGHS

	UA-A	TK	FF	FR	I	PBU	SACK	TFL
2014	8-3	11	-	-	-	-	0.5-1	2.5-6
2015	4-9	13	-	-	-	1	0.5-2	0.5-2
2016	9-17	26	-	-	-	-	2.0-6	5.5-13
2017	0-3	3	-	-	-	-	-	0.5-1
CAREER	21-32	53	-	-	-	1	3.0-9	9.0-22

Tackles7; Temple, 9/17/16
Sacks1.0; Michigan State, 11/26/16
Tackles for Loss2.5; Temple, 9/17/16
Pass Breakups1; Michigan, 11/21/15



TYLER DAVIS 95
 Kicker/Punter | 5-11 | 189
 Senior/Senior
 St. Charles, Ill./St. Charles
 Major: Economics

» CAREER NOTES & RECORDS

Career: Ranks No. 12 on Penn State's career field goals made charts with 32...Owns the school record for consecutive field goals made with 18, breaking Sam Ficken's mark of 15 straight makes between the 2012 and 2013 seasons...Had his consecutive field goals made streak snapped on a first quarter blocked kick vs. Ohio State...The 18-straight made field goals were tied for the longest streak in the Big Ten since Brad Craddock (UMD) converted 24-straight in from 2013-14...The 18 consecutive field goals are tied for the fourth-longest streak in Big Ten history.

Season: Tied the Penn State single-season record with 62 converted extra points attempts, equaling Brett Conway's mark from 1994...Joins Brett Conway (62; 1994) and Kevin Kelly (60; 2008) as the only place kickers with 50-plus made extra points in a single season...Tied for No. 2 on Penn State's single-season field goals made charts (22), trailing only Sam Ficken's 24 makes from 2014...Finished No. 5 on the PSU single-season scoring charts (128 points)...Davis and Saquon Barkley (132) became the first set of teammates to score 100 points in the same season...Tied the Big Ten single-season kick scoring record with 128 points, equaling the mark set by Ohio State's Sean Nuernberger in 2014.

» 2017
Awards: Selected to the Lou Groza Award preseason watch list... Selected preseason second-team All-American by *Sporting News*.

Season: Started two games at place kicker...Selected as team captain prior to the season.

Rankings: Ranks tied for No. 48 nationally and No. 5 in the Big Ten in field goals made per game (1.0).

Akron (9/2): Converted all seven extra points and 1-of-2 field goal attempts...Hit a career-long 47 yard field goal in the third quarter...Had seven kickoffs for a 64.0 yard average and four touchbacks...Made one tackle...One of 10 Penn Staters to register their first career tackles in the game. **Pittsburgh (9/9):** Successful on his lone field goal attempt and made all four extra points...Converted a 24-yard field goal in the fourth quarter...Hit six kickoffs for an average of 64.0 yards and three touchbacks.

» DAVIS' CAREER SCORING STATISTICS & GAME HIGHS

	FGM-A	%	0-19	20-29	30-39	40-49	50+	LG	XP	PTS
2015	8-8	100.0	2-2	3-3	2-2	1-1	-	42	11-11	35
2016	22-24	.917	1-1	6-6	12-14	3-3	-	40	62-62	128
2017	2-3	.667	-	1-1	0-1	1-1	-	47	11-11	17
CAREER	32-35	.914	3-3	10-10	14-17	5-5	-	47	84-84	180

Points Scored15; at Rutgers, 11/19/16
PAIs Made8; at Purdue, 10/29/16
Field Goals Made4; at Rutgers, 11/19/16
Field Goals Attempted4; at Rutgers, 11/19/16
Longest Field Goal47 yards; Akron, 9/2/17

» DAVIS' CAREER KICKOFF STATISTICS

	No.	Yds	AVG	TB	OB
2015	10	595	59.5	3	1
2016	8	461	57.6	1	1
2017	13	832	64.0	7	1
CAREER	31	1,888	60.9	11	3

NOTE: Has one career tackle on kickoff coverage (Akron, 2017).



KOA FARMER 7
 Linebacker | 6-1 | 231
 Senior/Junior
 Lake View Terrace, Calif./Notre Dame
 Major: Criminology & Sociology

» 2017
Awards: Named to the watch list for the Polynesian College Football Player of the Year Award.

Season: Started two games.

Akron (9/2): Made two stops, both coming in the first half...Combined with Brandon Smith on a second-quarter tackle for loss...Was a part of a defense that logged 14.0 tackles for loss, the most since recording 15.0 vs. Temple in 2015...Part of a defense that logged a season-opening shutout for the first time since 2007 (FIU, 59-0). **Pittsburgh (9/9):** Logged a career-high eight stops to tie with Jason Cabinda and Nick Scott for No. 2 on the team...Added 1.5 tackles for loss, including a solo takedown of Pittsburgh quarterback Ben DiNucci on third-and-goal in the fourth quarter...Combined with Torrence Brown on a first-quarter tackle for loss...Part of a defense that piled up five sacks, its most since logging six last season vs. No. 2 Ohio State.

» 2017 GAME-BY-GAME
Tackles (Solo-Assisted-Total)
 AKRON 0-2-2; PITTSBURGH 4-4-8.

» FARMER'S CAREER STATISTICS & GAME HIGHS

	UA-A	TK	FF	FR	I	PBU	SACK	TFL
2015	-	-	-	-	-	-	-	-
2016	14-15	29	1	-	-	1	3.0-13	4.5-16
2017	4-6	10	-	-	-	-	1.0-4	2.0-5
CAREER	18-21	39	1	-	-	1	4.0-17	6.5-21


Tackles5; Maryland, 10/8/16
Sacks1.0; Four Times: Last Pittsburgh, 9/9/17
Tackles for Loss1.5; Twice: Last Pittsburgh, 9/9/17
Forced Fumbles1; Maryland, 10/8/16
Pass Breakups1; at Purdue, 10/29/16

NOTE: Has 18 career kickoff returns for 405 yards (22.5 ypr), all coming in 2015.



BILLY FESSLER 16
 Quarterback | 5-11 | 190
 Senior/Junior
 Erie, Pa./Erie Cathedral Prep
 Major: Finance

» 2017
Season: Appeared in two games.
Akron (9/2): Held on all placements. **Pittsburgh (9/9):** Held on all placements.



WILL FRIES 71
 Offensive Line | 6-6 | 305
 Sophomore/Freshman
 Cranford, N.J./Cranford
 Major: Division of Undergraduate Studies

» 2017
Season: Appeared in two games...Made collegiate debut vs. Akron (9/2) on special teams...One of 16 student-athletes to make their collegiate debut in 2017...One of 13 freshmen (10 redshirt, 3 true) to appear in 2017.
Akron (9/2): Made collegiate debut...Appeared on both special teams and offense. **Pittsburgh (9/9):** Appeared on special teams.



ALEX GELLERSTEDT 51
 Offensive Line | 6-6 | 303
 Sophomore/Freshman
 Dublin, Ohio/Dublin Coffman
 Major: Division of Undergraduate Studies

» 2017
Season: Appeared in two games...Made collegiate debut vs. Akron (9/2) on special teams...One of 16 student-athletes to make their collegiate debut in 2017...One of 13 freshmen (10 redshirt, 3 true) to appear in 2017.
Akron (9/2): Made collegiate debut...Appeared on both special teams and offense. **Pittsburgh (9/9):** Appeared on special teams.



MIKE GESICKI 88
 Tight End/H-Back | 6-6 | 257
 Senior/Senior
 Manahawkin, N.J./Southern Regional
 Major: Advertising & Public Relations

» CAREER NOTES & RECORDS
Career: Sits No. 25 on Penn State's career receiving yards chart with 1,015 yards...Became the 25th Penn State pass catcher to eclipse 1,000 receiving yards vs. Pittsburgh (9/9/17)...Owns 10 career touchdown receptions, which is one shy of Jesse James' (11; 2012-14) school record for a tight end.

Season: Owns the single-season record for receptions by a tight end with 48, passing Andrew Quarless (41; 2009), and yardage by a tight end at 679, besting Mickey Shuler's single-season record of 600 receiving yards (1977)...Tied the Penn State season record for touchdown catches for a tight end (5) in 2016.

» 2017
Awards: Earned *Pro Football Focus* Big Ten Team of the Week honors on Sept. 12 after catching two touchdown passes vs. Pittsburgh...Named to the Mackey Award preseason watch list...Selected a preseason first-team All-America by the *Associated Press*, *Sporting News*, *USA Today* and *Street & Smith*...Earned second-team All-America from *Sports Illustrated*, *Athlon Sports* and *Lindy's*.

Season: Made two starts...Has made a touchdown catch in five-straight games, dating back to the 2016 season, including multiple touchdown grabs in two-straight games.

Rankings: Ranks tied No. 4 nationally and leads in the Big Ten in receiving touchdowns (4)...Is tied for No. 10 in the FBS and No. 1 in the Big Ten in total touchdowns (4)...Sits tied for No. 17 nationally and No. 2 in the Big Ten in scoring (12.0 ppg)...Ranks tied for No. 77 nationally and No. 9 in the Big Ten in receptions per game (5.0).

Akron (9/2): Had career highs with six catches and two touchdown grabs...Totaled 58 yards...Made scoring grabs of 13 and 35 yards. **Pittsburgh (9/9):** Had two touchdown grabs and tied for team high with four catches...Totaled 39 yards receiving...Made his first career tackle on an interception that ended the first half.

» 2017 GAME-BY-GAME
 Receiving (Receptions-Yards-TD)
 AKRON 6-58-2; PITTSBURGH 4-39-2.

» GESICKI'S CAREER OFFENSIVE STATISTICS & GAME HIGHS

	Att.-Yds.	Avg.	TD	LG	Rec.-Yds.	Avg.	TD	LG
2014	-	-	-	-	11-114	10.4	-	30
2015	-	-	-	-	13-125	9.6	1	33
2016	-	-	-	-	48-679	14.1	5	53
2017	-	-	-	-	10-97	9.7	4	35
CAREER	-	-	-	-	88-1,015	11.5	10	53

Receptions6; Akron, 9/2/17
Receiving Yards88; at Indiana, 11/12/16
Receiving Touchdowns2; Twice: Last Pittsburgh, 9/9/17
Longest Reception53 yards; Minnesota, 10/1/16

Note: Has one career tackle (Pittsburgh, 2017).



BLAKE GILLIKIN 93
 Punter | 6-2 | 196
 Sophomore/Sophomore
 Smyrna, Ga./The Westminster Schools
 Major: Kinesiology (Schreyer Honors College)

» CAREER NOTES & RECORDS
Career: Is tied with Jeremy Boone (2007-09) as Penn State's career punting average leader (43.1 ypp)...Has nine career punts downed inside the opponent's 10-yard line (seven in 2016, two in 2017)

Season: Broke the Penn State freshman season punting average record with 42.8 yards per punt, surpassing the record set by Jeremy Kapinos in 2003 (41.9)...Ranks No. 7 on Penn State's single-season punting average chart.

Game: Set the Penn State freshman record for punting average in a game with five kicks for an average of 50.8 yards in the Rose Bowl against USC.

» 2017
Awards: Named to the Ray Guy Award preseason watch list.

Season: Started two games at punter.
Rankings: Sits No. 22 in the FBS and No. 4 in the Big Ten in punting average (44.9).

Akron (9/2): Punted twice in the fourth quarter for an average of 50.0 yards per punt. **Pittsburgh (9/9):** Hit six punts for an average of 43.2 yards...Pinned Pittsburgh inside its own 20-yard line on four occasions, a career high...Had two punts fair caught.

» GILLIKIN'S CAREER PUNTING STATISTICS & GAME HIGHS

	Punts	Yards	Avg.	I-20	FC	50+	LG	BLK
2016	61	2,611	42.8	21	18	10	69	1
2017	8	359	44.9	4	2	1	56	-
CAREER	69	2,970	43.1	25	18	11	69	1

Punt Attempts7; Ohio State, 10/22/16
Punt Yards282; Kent State, 9/3/16
Punt Average50.8; vs. USC, 1/2/17
Longest Punt69; at Pittsburgh, 9/10/16
Punts Inside the 204; Pittsburgh, 9/9/17



KEVIN GIVENS 30
 Defensive Tackle | 6-1 | 281
 Junior/Sophomore
 Altoona, Pa./Altoona Area
 Major: Criminology

» 2017
Season: Appeared in two games.

Akron (9/2): Made one tackle. **Pittsburgh (9/9):** Combined with Shaka Toney on a tackle for loss in the fourth quarter for his lone stop of the game.

» 2017 GAME-BY-GAME
 Tackles (Solo-Assisted-Total)
 AKRON 0-1-1; PITTSBURGH 0-1-1.

» GIVENS' CAREER STATISTICS & GAME HIGHS

	UA-A	TK	FF	FR	I	PBU	SACK	TFL
2017	12-14	26	-	2	-	1	4.5-28	7.0-33
2016	0-2	2	-	-	-	-	-	0.5-1
CAREER	12-17	29	-	2	-	1	4.5-28	7.5-34

Tackles3; Four Times: Last Iowa, 11/5/16
Sacks1.0; Three Times: Last Michigan State, 11/26/16
Tackles for Loss1.0; Five Times: Last Michigan State, 11/26/16
Fumble Recoveries1; Twice: Last at Indiana, 11/12/16
Pass Breakup1; at Indiana, 11/12/16



STEVEN GONZALEZ 74
 Offensive Line | 6-4 | 339
 Junior/Sophomore
 Union City, N.J./Union City
 Major: History

» 2017
Season: Started two games.

Akron (9/2): Helped pave the way for 569 total yards...Cleared the way for Saquon Barkley's 174 rushing yards for his 11th career 100-yard rushing game...Protected Trace McSorley to the tune of 280 passing yards and two scoring throws...Didn't allow a sack or quarterback hurry...Part of the offensive line unit that was named the coaching staff's Offensive Player of the Week. **Pittsburgh (9/9):** Part of an offensive line that allowed just one sack...Blocked for 148 total rushing yards - including 88 from Saquon Barkley - and protected Trace McSorley to the tune of three touchdowns and 164 yards passing...Enabled the team to eclipse the 30-point mark for the ninth-straight game.



YETUR GROSS-MATOS 99
 Defensive End | 6-5 | 242
 Freshman/Freshman
 Spotsylvania, Va./Chancellor
 Major: Division of Undergraduate Studies

» 2017
Season: Appeared in two games...Made collegiate debut vs. Akron (9/2)...One of 16 student-athletes to make their collegiate debut in 2017...One of 13 freshmen (10 redshirt, 3 true) to appear in 2017.


Akron (9/2): Made collegiate debut...Logged two stops...Added one quarterback hurry in the fourth quarter...One of 10 Penn Staters to register their first career tackles in the game. **Pittsburgh (9/9):** Had a solo stop in the fourth quarter.

» 2017 GAME-BY-GAME
 Tackles (Solo-Assisted-Total)
 AKRON 1-1-2; PITTSBURGH 1-0-1.

» GROSS-MATOS' CAREER STATISTICS & GAME HIGHS

	UA-A	TK	FR	FF	I	PBU	SACK	TFL
2017	2-1	3	-	-	-	-	-	-
CAREER	2-1	3	-	-	-	-	-	-

Tackles2; Akron, 9/2/17



GRANT HALEY 15
 Cornerback | 5-9 | 185
 Senior/Senior
 Atlanta, Ga./The Lovett School
 Major: Advertising & Public Relations

» CAREER NOTES & RECORDS

Career: Became the first player in school history to return a blocked field goal for a touchdown vs. Ohio State (10/22), taking it back 60 yards following a Marcus Allen block.

Season: Broke the Penn State season record with 32 kickoff returns in 2014 (Chaz Powell, 27; 2011), a mark since topped by Miles Sanders (33; 2016)...His 659 kickoff return yards in 2014 rank third on the school season list behind Powell (733 yards; 2011) and Sanders (688; 2016).

» 2017

Awards: Earned *Pro Football Focus* Big Ten Team of the Week honors on Sept. 12 after grabbing his first interception of the season vs. Pittsburgh.

Season: Started two games...Selected as team captain prior to the season.

Rankings: Is tied for No. 32 nationally and No. 1 in the Big Ten in interceptions per game (0.5).

Akron (9/2): Made one tackle...One of eight players to be a part of three-straight seasons with a shutout (Illinois, 2015; at Rutgers, 2016; Akron, 2017), marking the longest such streak since a three-year span from 1989-91...Part of a defense that logged a season-opening shutout for the first time since 2007 (FIU, 59-0). **Pittsburgh (9/9):** Made plays all over the field, with four tackles and one tackle for loss - a first-quarter sack of Panther quarterback Max Browne for his first career quarterback takedown...Added one pass breakup...Intercepted his fourth career pass in the first quarter and returned it a career-long 42 yards to set up Penn State's opening touchdown...Part of a defense that piled up five sacks, its most since logging six last season vs. No. 2 Ohio State.

» 2017 GAME-BY-GAME

Tackles (Solo-Assisted-Total)
 AKRON 1-0-1; PITTSBURGH 3-1-4.

» HALEY'S CAREER STATISTICS & GAME HIGHS

	UA-A	TK	FF	FR	I	PBU	SACK	TFL
2014	12-6	18	-	-	1	2	-	-
2015	27-15	42	1	-	2	7	-	2.0-10
2016	23-16	39	-	-	4	-	-	1.5-4
2017	4-1	5	-	-	1	1	1.0-9	1.0-9
CAREER	66-38	104	1	-	4	14	1.0-9	4.5-23

Tackles7; Three Times: Last vs. USC, 1/2/17
Tackles for Loss1.0; Three Times: Last Pittsburgh, 9/9/17
Sacks1.0; Pittsburgh, 9/9/17
Forced Fumbles1; at Northwestern, 11/7/15
Interceptions1; Four Times: Last Pittsburgh, 9/9/17
Long Interception Return42 yards; Pittsburgh, 9/9/17
Pass Breakups2; Three Times: Last vs. USC, 1/2/17

NOTE: Has two career touchdowns - returned a blocked kick 60 yards for a touchdown vs. Ohio State in 2016 and returned an interception 30 yards for a score against Temple in 2014.



DaeSEAN HAMILTON 5
 Wide Receiver | 6-1 | 204
 Graduate/Senior
 Fredericksburg, Va./Mountain View
 Major: Telecommunications (2nd degree)

» CAREER NOTES & RECORDS

Career: Caught at least one pass in 34-straight games to begin his career, a streak that was snapped vs. Iowa (11/5/16)...Has at least one catch in 40 of 42 career games...Ranks tied for No. 3 on Penn State's all-time receptions list with 167 catches, equaling Bobby Engram's (1991, 93-95) career total ...Ranks No. 6 on Penn State's all-time receiving yardage list (2,104)...Is the ninth player in Penn State history to eclipse the 2,000-yard receiving mark...Has 16 career games with five-plus receptions...Is one of just 14 Nittany Lions with 100-plus career receptions, joining former teammate Chris Godwin (154; 2014-16) and current assistant coach Terry Smith (108; 1989-91)...Hamilton and Godwin were just the second set of teammates with 100-plus career receptions, joining Derrick Williams, Jordan Norwood and Deon Butler (2005-08).

Season: His 82 catches in 2014 rank second on Penn State's single-season charts, trailing only Allen Robinson (97 in 2013)...Broke the Penn State freshman season record for receptions and receiving yards in 2014...In just the sixth game of the season, broke the Penn State freshman record for receptions in a season with his second of seven catches at Michigan, passing Deon Butler's mark of 37 from the 2005 season...Set the program freshman record for receiving yards in a season against Maryland, passing Butler's mark of 691 yards in 2005...One of just six Penn State freshmen to record a 100-yard receiving game and his four 100-yard efforts are the most by a Penn State freshman, surpassing Butler's two from 2005.

Game: Broke the Penn State freshman records for receptions (14) and receiving yards (165) in a game in 2014...Broke the Penn State game reception record with 14 catches against No. 13 Ohio State.

» 2017

Season: Started two games...Selected as team captain prior to the season.

Rankings: Ranks No. 56 in the FBS and No. 4 in the Big Ten in yards per reception (19.83).

Akron (9/2): Made three catches for 74 yards...Made catches of 19, 26 and 29 yards in the game. **Pittsburgh (9/9):** Made three receptions and tied for the team high with 45 yards.

» 2017 GAME-BY-GAME

Receiving (Receptions-Yards-TD)
 AKRON 3-74-0; PITTSBURGH 3-45-0.

» HAMILTON'S CAREER OFFENSIVE STATISTICS & GAME HIGHS

	Att.-Yds.	Avg.	TD	LG	Rec.-Yds.	Avg.	TD	LG
2014	8-32	4.0	-	11	82-899	11.0	2	51
2015	-	-	-	-	45-580	12.9	6	48
2016	1-(-12)	(-12.0)	-	-	34-506	14.9	1	54
2017	-	-	-	-	6-119	19.8	-	29
CAREER	9-20	2.2	-	11	170-2,104	12.4	9	54

Receptions14; Ohio State, 10/25/14
Receiving Yards165; vs. UCF, 8/30/14
Receiving Touchdowns1; Nine Times: Last Kent State, 9/3/16
Longest Reception54 yards; at Indiana, 11/12/16

Rushing Attempts3; at Illinois, 11/22/14
Rushing Yards14; at Illinois, 11/22/14
Longest Rush11 yards; at Illinois, 11/22/14

All-Purpose Yards165; vs. UCF, 8/30/14

NOTE: Has two career tackles.



JONATHAN HOLLAND 18
 Tight End/H-Back | 6-4 | 240
 Junior/Sophomore
 Brandywine, Md./The Bullis School
 Major: Labor & Employment Relations

» 2017

Season: Appeared in two games.

Akron (9/2): Saw time on offense and special teams. **Pittsburgh (9/9):** Appeared on offense and special teams.



IMMANUEL IYKE 96
 Defensive Tackle | 6-2 | 298
 Junior/Sophomore
 Hackettstown, N.J./Parsippany Hills
 Major: Telecommunications

» 2017

Season: Appeared in one game.

Akron (9/2): Made his first career tackle in the fourth quarter...One of 10 Penn Staters to register their first career tackles in the game.


» 2017 GAME-BY-GAME

Tackles (Solo-Assisted-Total)
 AKRON 0-1-1; PITTSBURGH DNP.

» IYKE'S CAREER STATISTICS & GAME HIGHS

	UA-A	TK	FF	FR	I	PBU	SACK	TFL
2016	-	-	-	-	-	-	-	-
2017	0-1	1	-	-	-	-	-	-
CAREER	0-1	1	-	-	-	-	-	-

Tackles1; Akron, 9/2/17



JAN JOHNSON 36
 Linebacker | 6-2 | 226
 Junior/Sophomore
 Mohnton, Pa./Governor Mifflin
 Major: Psychology

» 2017

Season: Appeared in one game.

Akron (9/2): Tied a career high with two tackles - both solo.

» 2017 GAME-BY-GAME

Tackles (Solo-Assisted-Total)
 AKRON 2-0-2; PITTSBURGH DNP.

» JOHNSON'S CAREER STATISTICS & GAME HIGHS

	UA-A	TK	FF	FR	I	PBU	SACK	TFL
2016	1-1	2	-	-	-	-	-	-
2017	2-0	2	-	-	-	-	-	-
CAREER	3-1	4	-	-	-	-	-	-

Tackles2; Twice: Last Akron, 9/2/17



JUWAN JOHNSON 84
 Wide Receiver | 6-4 | 227
 Junior/Sophomore
 Glassboro, N.J./Glassboro
 Major: Telecommunications

» 2017

Season: Started two games.

Rankings: Is No. 73 in the FBS and No. 8 in the Big Ten in yards per reception (17.60).

Akron (9/2): Made four receptions for a game-high 84 yards...Both totals were career highs and surpassed his career totals coming into the season.
Pittsburgh (9/9): Made one catch for four yards.

» 2017 GAME-BY-GAME

Receiving (Receptions-Yards-TD)
 AKRON 4-84-0; PITTSBURGH 1-4-0.

» JOHNSON'S CAREER OFFENSIVE STATISTICS & GAME HIGHS

	Att.-Yds.	Avg.	TD	LG	Rec.-Yds.	Avg.	TD	LG
2016	-	-	-	-	2-70	35.0	-	43
2017	-	-	-	-	5-88	17.6	-	33
CAREER	-	-	-	-	7-158	22.6	-	43

Receptions4; Akron, 9/2/17
Receiving Yards84; Akron, 9/2/17
Longest Reception43 yards; Michigan State, 11/26/16
Tackles2; Twice: Last vs. USC, 1/2/17
Blocked Punt1; at Rutgers, 11/19/16

NOTE: Has nine career special teams tackles.



ELLISON JORDAN 42
 Defensive Tackle | 6-0 | 292
 Sophomore/Freshman
 Upper Marlboro, Md./Gilman School
 Major: Division of Undergraduate Studies

» 2017
Season: Appeared in one game...Made collegiate debut vs. Akron (9/2)... One of 16 student-athletes to make their collegiate debut in 2017...One of 13 freshmen (10 redshirt, 3 true) to appear in 2017.

Akron (9/2): Made collegiate debut...Logged first career tackle in the fourth quarter...One of 10 Penn Staters to register their first career tackles in the game.

» 2017 GAME-BY-GAME

Tackles (Solo-Assisted-Total)
 AKRON 0-1-1; PITTSBURGH DNP.

» JORDAN'S CAREER STATISTICS & GAME HIGHS

	UA-A	TK	FF	FR	I	PBU	SACK	TFL
2017	0-1	1	-	-	-	-	-	-
CAREER	0-1	1	-	-	-	-	-	-

Tackles1; Akron, 9/2/17



DANIEL JOSEPH 49
 Defensive End | 6-3 | 250
 Sophomore/Freshman
 Brampton, Ontario/Lake Forest Academy (Ill.)
 Major: Division of Undergraduate Study

2017
Season: Appeared in one game...Made collegiate debut vs. Akron (9/2)... One of 16 student-athletes to make their collegiate debut in 2017...One of 13 freshmen (10 redshirt, 3 true) to appear in 2017.

Akron (9/2): Made collegiate debut.



BRENDAN MAHON 70
 Offensive Line | 6-4 | 312
 Senior^/Senior
 Randolph, N.J./Randolph
 Major: Landscape Contracting

» 2017
Season: Started two games.
Awards: Earned *Pro Football Focus* Big Ten Team of the Week honors on Sept. 5 after helping the offense pile up 569 yards of total offense vs. Akron.

Akron (9/2): Helped pave the way for 569 total yards...Cleared the way for Saquon Barkley's 174 rushing yards for his 11th career 100-yard rushing game...Protected Trace McSorley to the tune of 280 passing yards and two scoring throws...Didn't allow a sack or quarterback hurry...Part of the offensive line unit that was named the coaching staff's Offensive Player of the Week. **Pittsburgh (9/9):** Part of an offensive line that allowed just one sack...Blocked for 148 total rushing yards - including 88 from Saquon Barkley - and protected Trace McSorley to the tune of three touchdowns and 164 yards passing...Enabled the team to eclipse the 30-point mark for the ninth-straight game.



CONNOR MCGOVERN 66
 Offensive Line | 6-5 | 307
 Sophomore/Sophomore
 Larksville, Pa./Lake-Lehman
 Major: Agribusiness Management

» 2017
Season: Started two games.

Akron (9/2): Helped pave the way for 569 total yards...Cleared the way for Saquon Barkley's 174 rushing yards for his 11th career 100-yard rushing game...Protected Trace McSorley to the tune of 280 passing yards and two scoring throws...Didn't allow a sack or quarterback hurry...Part of the offensive line unit that was named the coaching staff's Offensive Player of the Week. **Pittsburgh (9/9):** Part of an offensive line that allowed just one sack...Blocked for 148 total rushing yards - including 88 from Saquon Barkley - and protected Trace McSorley to the tune of three touchdowns and 164 yards passing...Enabled the team to eclipse the 30-point mark for the ninth-straight game.



JOSH MCPHEARSON 39
 Running Back | 5-10 | 197
 Senior^/Senior
 Columbia, Md./Annapolis Area Christian
 Major: Telecommunications

» 2017
Season: Appeared in two games.
Akron (9/2): Made a career-high two tackles, both coming on special teams. **Pittsburgh (9/9):** Appeared on special teams.

» 2017 GAME-BY-GAME

Tackles (Solo-Assisted-Total)
 AKRON 1-1-2; PITTSBURGH 0-0-0.

» MCPHEARSON'S CAREER STATISTICS & GAME HIGHS

	UA-A	TK	FF	FR	I	PBU	SACK	TFL
2016	0-1	1	-	-	-	-	-	-
2017	1-1	2	-	-	-	-	-	-
CAREER	1-2	3	-	-	-	-	-	-

Tackles2; Akron, 9/2/17



ZECH MCPHEARSON 14
 Cornerback | 5-11 | 181
 Sophomore/Freshman
 Columbia, Md./Riverdale Baptist School
 Major: Division of Undergraduate Studies

» 2017
Season: Appeared in one game...Made collegiate debut vs. Akron (9/2)... One of 16 student-athletes to make their collegiate debut in 2017...One of 13 freshmen (10 redshirt, 3 true) to appear in 2017.

Akron (9/2): Made collegiate debut...Logged his first career tackle in the fourth quarter...One of 10 Penn Staters to register their first career tackles in the game.


» 2017 GAME-BY-GAME

Tackles (Solo-Assisted-Total)
 AKRON 1-0-1; PITTSBURGH DNP.

» MCPHEARSON'S CAREER STATISTICS & GAME HIGHS

	UA-A	TK	FF	FR	I	PBU	SACK	TFL
2017	1-0	1	-	-	-	-	-	-
CAREER	1-0	1	-	-	-	-	-	-

Tackles1; Akron, 9/2/17



TRACE MCSORLEY 9
 Quarterback | 6-0 | 202
 Senior/Junior
 Ashburn, Va./Briar Woods
 Major: Accounting

» CAREER NOTES & RECORDS

Career: Ranks No. 11 on Penn State's all-time passing yardage list (4,243)...Is No. 11 all-time on Penn State's total offense list (4,764)...One of five quarterbacks in Penn State history with multiple 300-yard passing games in a career, joining Christian Hackenberg (9), Matt McGloin (6), Kerry Collins (4) and Daryll Clark (3)...His five 300-yard passing games rank No. 3 on the Penn State career charts...Owns 12 200-yard passing games to rank No. 6 on the career ledger...Has thrown at least one touchdown pass in 17-straight games, dating back to the 2016 TaxSlayer Bowl, extending his Penn State record, which was previously held by Kerry Collins at 14-straight games from 1993-94...Owns eight career games with both a rushing and passing touchdown (eight in 2016, one in 2017)...With 36 touchdown passes, sits No. 9 on Penn State's all-time ledger, trailing Chuck Fusina (37)...Became the first Penn State quarterback with three consecutive games scoring both a rushing touchdown and passing touchdown since Matt McGloin in 2012 (vs. Temple, at Illinois, vs. Northwestern)...With 396 passing yards in two bowl games, McSorley ranks No. 6 on the Penn State bowl career charts...The six career touchdown passes in bowl games rank No. 2 on the Penn State career bowl list, trailing only Tony Sacca's seven career scoring passes in three bowl games.

Season: Owns Penn State's single-season passing yards (3,614), passing touchdowns (29) and total offense records (3,979)...Ranked No. 6 on the completions charts (224) and No. 5 on the Penn State single-season pass attempts (387) list...Is No. 2 in Penn State single-season pass efficiency rating at 156.9 (Kerry Collins, 172.86; 1994)...His 9.34 yards per pass attempt are No. 3 in a single-season at Penn State...Owns the Penn State record for 300-yard passing games in a single-season record with five in 2016...Tied the Penn State record for 200-yard passing games in a season with 11 in 2016 to equal the mark set by Matt McGloin in 2012...Became just the fourth Penn State quarterback to lead his team to 10 wins (11-3) in his first year as the starting quarterback, joining Daryll Clark in 2008 (11-2), Tom Shuman in 1973 (12-0) and Chuck Burkhart in 1968 (11-0)...Broke the sophomore season passing record previously held by Christian Hackenberg (2,977; 2014) with 3,614 passing yards.

Game: Became just the third Penn State quarterback to register more than 400 yards of total offense in a game, logging 408 total offense yards (335 passing, 73 rushing) vs. Minnesota (10/1)...Set Big Ten Championship Game records for passing yards (384) and passing touchdowns (4).

» 2017
Awards: Selected to the preseason watch list for the Manning Award, Maxwell Award, Davey O'Brien Award, Johnny Unitas Golden Arm Award, Walter Camp Award and Wuerffel Trophy...Among 10 players named to the Big Ten preseason honors list, as selected by the conference's media members, joining teammate Saquon Barkley.

Season: Started two games...Selected as team captain prior to the season...Has thrown multiple touchdown passes in five-straight games dating back to the 2016 season.

Rankings: Sits No. 16 nationally and No. 2 in the Big Ten in passing touchdowns (5)...Ranks No. 29 nationally and No. 3 in the Big Ten in passing efficiency (156.2)...Is No. 33 in the FBS and No. 3 in the Big Ten in total offense (278.5 ypg)...Sits No. 34 in the FBS and No. 3 in the Big Ten in yards per pass attempt (8.38)...Ranks No. 39 in the FBS and No. 4 in the Big Ten in yards per pass completion (13.45)...Sits No. 49 in the FBS and No. 7 in the Big Ten in yards per carry (5.65)...Is No. 54 nationally and No. 6 in the Big Ten in passing yards per game (222.0)...Ranks No. 57 nationally and No. 4 in the Big Ten in completion percentage (62.3)...Is No. 65 in the FBS and No. 8 in the Big Ten in completions per game (16.5).

Akron (9/2): Completed 18-of-25 passes for 280 yards and two touchdown passes...Posted his 12th career 200-yard passing game...Was not sacked in the game...Rushed 12 times for 48 yards and one score...Completed a long pass of 43 yards to Saquon Barkley. **Pittsburgh (9/9):** Threw for 164 yards and three touchdown passes...Completed 15-of-28 passes...Rushed eight times for 65 yards, including a career-long scamper of 36 yards.

» 2017 GAME-BY-GAME

Passing (Comp.-Att.-Yds.-TD-INT)

AKRON 18-25-280-2-1; PITTSBURGH 15-28-164-3-1.

» McSORLEY'S CAREER PASSING STATISTICS & GAME HIGHS

	C-A	Yds.	%	TD-INT	YPG	LG
2015	20-40	185	50.0	2-0	26.4	21
2016	224-387	3,614	57.9	29-8	258.1	80
2017	33-53	444	62.2	5-2	222.0	46
CAREER	277-480	4,243	57.7	36-10	184.5	80

Pass Completions 24; at Pittsburgh, 9/10/16

Pass Attempts 41; Minnesota, 10/1/16

Passing Yards 384; vs. Wisconsin, 12/3/16

Passing Touchdowns 4; Twice: Last vs. Wisconsin, 12/3/16

Long Pass 80 yards; Minnesota, 10/1/16

» 2017 GAME-BY-GAME

Rushing (Carries-Yards-TD)

AKRON 12-48-1; PITTSBURGH 8-65-0.

» McSORLEY'S CAREER OFFENSIVE STATISTICS & GAME HIGHS

	Att.-Yds.	Avg.	TD	LG	Rec.-Yds.	Avg.	TD	LG
2015	13-43	3.3	-	14	-	-	-	-
2016	146-365	2.5	7	26	-	-	-	-
2017	20-113	5.7	1	36	-	-	-	-
CAREER	179-521	2.9	8	36	-	-	-	-

Rush Attempts 19; Ohio State, 10/22/16


Rush Yards 81; Maryland, 10/8/16

Rushing Touchdowns 1; Eight Times: Last Akron, 9/2/17

Long Rush 36 yards; Pittsburgh, 9/9/17

Total Offense Yards 408; Minnesota, 10/1/16

All-Purpose Yards 81; Maryland, 10/8/16



MICHAL MENET

62

Offensive Line | 6-4 | 301

Sophomore/Freshman

Birdsboro, Pa./Exeter Township Senior

Major: Division of Undergraduate Studies

» 2017

Season: Appeared in one game...Made collegiate debut vs. Akron (9/2)... One of 16 student-athletes to make their collegiate debut in 2017...One of 13 freshmen (10 redshirt, 3 true) to appear in 2017.

Akron (9/2): Made his collegiate debut...Appeared on special teams and offense.



JARVIS MILLER

9

Linebacker | 6-2 | 222

Junior/Sophomore

Suffield, Conn./Windsor Locks/Suffield/East Granby

Major: Criminology

» 2017

Season: Appeared in two games.

Akron (9/2): Logged a career-high five tackles, which also tied for a team high...The five tackles equaled his career total entering the game...Posted his first career tackle for loss on a fourth-quarter sack of Kato Nelson... Was a part of a defense that logged 14.0 tackles for loss, the most since recording 15.0 vs. Temple in 2015...Part of a defense that logged a season-opening shutout for the first time since 2007 (FIU, 59-0).

» 2017 GAME-BY-GAME

Tackles (Solo-Assisted-Total)

AKRON 3-2-5; PITTSBURGH 0-0-0.

» MILLER'S CAREER STATISTICS & GAME HIGHS

	UA-A	TK	FF	FR	I	PBU	SACK	TFL
2016	2-3	5	-	-	-	-	-	-
2017	3-2	5	-	-	-	-	1.0-1	1.0-1
CAREER	5-5	10	-	-	-	-	1.0-1	1.0-1

Tackles 5; Akron, 9/2/17

Sacks 1.0; Akron, 9/2/17

Tackles for Loss 1.0; Akron, 9/2/17



SHAREEF MILLER

48

Defensive End | 6-5 | 255

Junior/Sophomore

Philadelphia, Pa./George Washington

Major: Rehabilitation & Human Services

» 2017

Season: Started two games.

Rankings: Sits tied for No. 24 in the FBS and No. 5 in the Big Ten in sacks per game (1.0)...Ranks tied for No. 60 nationally and No. 5 in the Big Ten in tackles for loss per game (1.5).

Akron (9/2): Made one tackle, which was a combined tackle for loss with Curtis Cothran in the first quarter...Played two series in the game...Was a part of a defense that logged 14.0 tackles for loss, the most since recording 15.0 vs. Temple in 2015. Pittsburgh (9/9): Tied a career high with two sacks, with solo quarterback takedowns in the second and third quarters... Totaled three tackles, all which came behind the line of scrimmage to account for a career-high 2.5 tackles for loss...Added one quarterback hurry in the second quarter...Part of a defense that piled up five sacks, its most since logging six last season vs. No. 2 Ohio State.

» 2017 GAME-BY-GAME

Tackles (Solo-Assisted-Total)

AKRON 0-1-1; PITTSBURGH 2-1-3.

» MILLER'S CAREER STATISTICS & GAME HIGHS

	UA-A	TK	FF	FR	I	PBU	SACK	TFL
2016	13-9	22	1	-	-	-	2.0-18	5.5-27
2017	2-2	4	-	-	-	-	2.0-15	3.0-19
CAREER	15-11	26	1	-	-	-	2.0-33	8.5-46

Tackles 5; Kent State, 9/3/16

Sacks 2.0; Twice: Last Pittsburgh, 9/9/17

Tackles for Loss 2.5; Pittsburgh, 9/9/17

Forced Fumbles 1; at Indiana, 11/12/16



RYAN MONK

91

Defensive Tackle | 6-1 | 282

Junior/Sophomore

Dallas, Pa./Dallas

Major: Rehabilitation & Human Services

» 2017

Season: Appeared in one game.

Akron (9/2): Made his first career tackle in the fourth quarter...One of 10 Penn Staters to register their first career tackles in the game.

» 2017 GAME-BY-GAME

Tackles (Solo-Assisted-Total)

AKRON 0-1-1; PITTSBURGH DNP.

» MONK'S CAREER STATISTICS & GAME HIGHS

	UA-A	TK	FF	FR	I	PBU	SACK	TFL
2016	-	-	-	-	-	-	-	-
2017	0-1	1	-	-	-	-	-	-
CAREER	0-1	1	-	-	-	-	-	-

Tackles 1; Akron, 9/2/17



ANDREW NELSON

59

Offensive Line | 6-6 | 305

Graduate/Senior

Hershey, Pa./Hershey

Major: Nutritional Sciences (2nd degree)

» 2017

Season: Appeared in one game.

Pittsburgh (9/9): Made his season debut on the offensive line...Appeared in his first game since suffering an injury against Maryland on Oct. 8, 2016.



AYRON MONROE

23

Safety | 5-11 | 207

Junior/Sophomore

Largo, Md./Saint Johns College H.S.

Major: Information Sciences & Technology

» 2017

Season: Appeared in one game.

Pittsburgh (9/9): Made his season debut on special teams.

» 2017 GAME-BY-GAME

Tackles (Solo-Assisted-Total)


AKRON DNP; PITTSBURGH 0-0-0.

» MONROE'S CAREER STATISTICS & GAME HIGHS

	UA-A	TK	FF	FR	I	PBU	SACK	TFL
2016	3-9	12	-	-	-	1	-	-
2017	-	-	-	-	-	-	-	-
CAREER	3-9	12	-	-	-	1	-	-

Tackles 3; Maryland, 10/8/16

Pass Breakups 1; Michigan State, 11/26/16



AMANI ORUWARIYE

21

Cornerback | 6-1 | 205

Senior/Junior

Tampa, Fla./Gaither

Major: Telecommunications

» 2017

Season: Appeared in two games.

Rankings: Sits tied for No. 32 nationally and No. 1 in the Big Ten in interceptions per game (0.5)...Ranks tied for No. 34 nationally and No. 5 in the Big Ten in pass breakups per game (1.5).

Akron (9/2): Made three stops...Hauled in his second career interception to create Penn State's first takeaway of the season...Also broke up one pass...One of eight players to be a part of three-straight seasons with a shutout (Illinois, 2015; at Rutgers, 2016; Akron, 2017), marking the longest such streak since a three-year span from 1989-91...Part of a defense that logged a season-opening shutout for the first time since 2007 (FIU, 59-0). Pittsburgh (9/9): Had three tackles...Added one pass breakup, a third down breakup to force a first-quarter punt.

» 2017 GAME-BY-GAME

Tackles (Solo-Assisted-Total)

AKRON 1-2-3; PITTSBURGH 3-0-3.

» ORUWARIYE'S CAREER STATISTICS & GAME HIGHS

	UA-A	TK	FF	FR	I	PBU	SACK	TFL
2015	1-4	5	-	-	-	1	-	-
2016	13-10	23	-	-	1	1	-	-
2017	4-2	6	-	-	1	2	-	-
CAREER	18-16	34	-	-	2	4	-	-

Tackles 7; Michigan State, 11/26/16

Interceptions 1; Twice: Last Akron, 9/2/17

Long Interception Return 30 yards; Kent State, 9/3/16

Pass Breakups 1; Four Times: Last Pittsburgh, 9/9/17

NOTE: Has one career touchdown - a 30-yard interception return vs. Kent State.



TOM PANCOAST 89
Tight End/H-Back | 6-3 | 236
Senior^/Senior
West Chester, Pa./Unionville
Major: Economics

» 2017
Season: Appeared in two games.

Akron (9/2): Made his first career reception in the fourth quarter, gaining 12 yards.

» 2017 GAME-BY-GAME
Receiving (Receptions-Yards-TD)
AKRON 1-12-0; PITTSBURGH 0-0-0.

» PANCOAST'S CAREER OFFENSIVE STATISTICS & GAME HIGHS

	Att.-Yds.	Avg.	TD	LG	Rec.-Yds.	Avg.	TD	LG
2014	-	-	-	-	-	-	-	-
2015	-	-	-	-	-	-	-	-
2016	-	-	-	-	-	-	-	-
2017	-	-	-	-	1-12	12.0	-	12
CAREER	-	-	-	-	1-12	12.0	-	12

Receptions 1; Akron, 9/2/17
Receiving Yards 12; Akron, 9/2/17
Longest Reception 12; Akron, 9/2/17

NOTE: Has one career kickoff return - in 2016 - an 11-yard return at Indiana.



JOHN PETRISHEN 16
Safety | 6-0 | 211
Junior/Sophomore
Lower Burrell, Pa./Pittsburgh Central Catholic
Major: Communications Arts & Sciences

» 2017
Season: Appeared in one game...Made collegiate debut vs. Akron (9/2)... One of 16 student-athletes to make their collegiate debut in 2017.

Akron (9/2): Made collegiate debut...Posted his first career tackle in the fourth quarter...One of 10 Penn Staters to register their first career tackles in the game.

» 2017 GAME-BY-GAME
Tackles (Solo-Assisted-Total)
AKRON 0-1-1; PITTSBURGH DNP.

» PETRISHEN'S CAREER STATISTICS & GAME HIGHS

	UA-A	TK	FF	FR	I	PBU	SACK	TFL
2016	-	-	-	-	-	-	-	-
2017	0-1	1	-	-	-	-	-	-
CAREER	0-1	1	-	-	-	-	-	-

Tackles 1; Akron, 9/2/17



BRANDON POLK 10
Wide Receiver | 5-9 | 181
Junior/Sophomore
Ashburn, Va./Briar Woods
Major: Criminology

» 2017
Season: Appeared in two games.

Akron (9/2): Made one catch for four yards. **Pittsburgh (9/9):** Had one catch for 18 yards, which set up Saquon Barkley's 8-yard rushing score in the second half.

» 2017 GAME-BY-GAME
Receiving (Receptions-Yards-TD)
AKRON 1-4-0; PITTSBURGH 1-18-0.

» POLK'S CAREER OFFENSIVE STATISTICS & GAME HIGHS

	Att.-Yds.	Avg.	TD	LG	Rec.-Yds.	Avg.	TD	LG
2015	18-159	8.8	1	33	6-57	9.5	1	39
2016	-	-	-	-	2-18	9.0	-	14
2017	-	-	-	-	2-22	11.0	-	18
CAREER	18-159	8.8	1	33	10-97	9.7	1	39

Rushing attempts 3; Three Times: Last vs. Georgia, 1/2/16
Rushing Yards 50; at Temple, 9/5/15
Rushing Touchdowns 1; Buffalo, 9/12/15
Longest Rush 33 yards; at Temple, 9/5/15

Receptions 2; Indiana, 10/10/15
Receiving Yards 46; Indiana, 10/10/15
Receiving Touchdowns 1; Indiana, 10/10/15
Longest Reception 39 yards; Indiana, 10/10/15

All-Purpose Yards 89; at Ohio State, 10/17/15

NOTE: Has 10 career kickoff returns for 209 yards (20.9 ypr), all coming in 2015.



ANDRE ROBINSON 6
Running Back | 5-9 | 216
Junior/Sophomore
Mechanicsburg, Pa./Bishop McDevitt
Major: Economics

» 2017
Season: Appeared in two games.

Akron (9/2): Carried twice for minus-3 yards.

» 2017 GAME-BY-GAME
Rushing (Carries-Yards-TD)
AKRON 2-(-3)-0; PITTSBURGH 0-0-0.

» ROBINSON'S CAREER OFFENSIVE STATISTICS & GAME HIGHS

	Att.-Yds.	Avg.	TD	LG	Rec.-Yds.	Avg.	TD	LG
2016	29-141	4.9	5	19	2-42	21.0	1	40
2017	2-(-3)	-1.5	-	2	-	-	-	-
CAREER	31-138	4.5	5	19	2-42	21.0	1	40

Rushing Attempts 6; Twice: Last at Rutgers, 11/19/16
Rushing Yards 32; Michigan State, 11/26/16
Rushing Touchdowns 2; at Purdue, 10/29/16
Longest Rush 19 yards; at Purdue, 10/29/16

Receptions 1; Twice: Last Michigan State, 11/26/16
Receiving Yards 40; Michigan State, 11/26/16
Receiving Touchdowns 1; Michigan State, 11/26/16
Longest Reception 40 yards; Michigan State, 11/26/16



MILES SANDERS 24
Running Back | 5-11 | 209
Sophomore/Sophomore
Pittsburgh, Pa./Woodland Hills
Major: Division of Undergraduate Studies

» 2017
Season: Appeared in two games.

Akron (9/2): Carried once for 16 yards. **Pittsburgh (9/9):** Rushed one time for minus-3 yards.

» 2017 GAME-BY-GAME
Rushing (Carries-Yards-TD)
AKRON 1-16-0; PITTSBURGH 1-(-3)-0.

» SANDERS' CAREER OFFENSIVE STATISTICS & GAME HIGHS

	Att.-Yds.	Avg.	TD	LG	Rec.-Yds.	Avg.	TD	LG
2016	25-184	7.4	1	57	2-24	12.0	1	21
2017	2-13	6.5	-	16	-	-	-	-
CAREER	27-197	7.3	1	57	2-24	12.0	1	21

Rushing Attempts 5; Twice: Last at Rutgers, 11/19/16
Rushing Yards 85; at Rutgers, 11/19/16
Rushing Touchdowns 1; Maryland, 10/8/16
Longest Rush 57 yards; at Rutgers, 11/19/16

Receptions 1; Twice: Last at Purdue, 10/29/16
Receiving Yards 21; at Purdue, 10/29/16
Receiving Touchdowns 1; at Purdue, 10/29/16
Longest Reception 21 yards; at Purdue, 10/29/16

» SANDERS' CAREER KICKOFF RETURN STATISTICS & GAME HIGHS

	No.	Yds.	Avg.	TD	LG
2016	33	688	20.8	-	48
2017	-	-	-	-	-
CAREER	33	688	20.8	-	48

Kickoff Returns 4; Three Times: Last vs. Wisconsin, 12/3/16
Kickoff Return Yards 89; Ohio State, 10/22/16
Longest Kickoff Return 48 yards; Iowa, 11/5/16

All-Purpose Yards 106; Iowa, 11/5/16



NICK SCOTT 4
Safety | 5-11 | 199
Senior/Junior
Fairfax, Va./Fairfax
Major: Psychology

» 2017
Season: Appeared in two games...Selected as team captain prior to the season.

Akron (9/2): Logged two stops...Made one tackle on kickoff coverage. **Pittsburgh (9/9):** Totaled a career-high eight tackles, to tie or No. 2 on the team with Jason Cabinda and Koa Farmer...Logged his first career tackle for loss on a fourth-quarter combined stop behind the line with Shareef Miller...Two of his tackles came on special teams.

» 2017 GAME-BY-GAME
Tackles (Solo-Assisted-Total)
AKRON 0-2-2; PITTSBURGH 4-4-8.

» SCOTT'S CAREER STATISTICS & GAME HIGHS

	UA-A	TK	FF	FR	I	PBU	SACK	TFL
2015	5-3	8	-	-	-	-	-	-
2016	3-5	8	-	-	-	1	-	-
2017	4-6	10	-	-	-	-	-	0.5-1
CAREER	12-14	26	-	-	-	1	-	-


Tackles 8; Pittsburgh, 9/9/17
Tackles for Loss 0.5; Pittsburgh, 9/9/17
Pass Breakups 1; Michigan State, 11/26/16



ANTONIO SHELTON 55
Defensive Tackle | 6-2 | 291
Sophomore/Freshman
Westerville, Ohio/Westerville-North
Major: Communications

» 2017
Season: Appeared in two games...Made collegiate debut vs. Akron (9/2)...One of 16 student-athletes to make their collegiate debut in 2017...One of 13 freshmen (10 redshirt, 3 true) to appear in 2017.

Akron (9/2): Made collegiate debut.



SHANE SIMMONS 34
Defensive End | 6-3 | 250
Sophomore/Freshman
Laurel, Md./DeMatha
Major: Division of Undergraduate Studies

» 2017
Season: Appeared in two games...Made collegiate debut vs. Akron (9/2)...One of 16 student-athletes to make their collegiate debut in 2017...One of 13 freshmen (10 redshirt, 3 true) to appear in 2017.

Akron (9/2): Made collegiate debut...Logged his first career stop, a combined tackle for loss with Brandon Smith in the fourth quarter... One of 10 Penn Staters to register their first career tackles in the game... Was a part of a defense that logged 14.0 tackles for loss, the most since recording 15.0 vs. Temple in 2015.

» 2017 GAME-BY-GAME
Tackles (Solo-Assisted-Total)
AKRON 0-1-1; PITTSBURGH 0-0-0.

» SIMMONS' CAREER STATISTICS & GAME HIGHS

	UA-A	TK	FF	FR	I	PBU	SACK	TFL
2016	-	-	-	-	-	-	-	-
2017	0-1	1	-	-	-	-	-	0.5-1
CAREER	0-1	1	-	-	-	-	-	0.5-1

Tackles1; Akron, 9/2/17
Tackles for Loss0.5; Akron, 9/2/17



ZACH SIMPSON 64
 Offensive Line | 6-3 | 301
 Junior/Sophomore
 Hollidaysburg, Pa./Hollidaysburg Area
 Major: Economics

» 2017
Season: Appeared in two games.
Akron (9/2): Appeared on special teams and offense. **Pittsburgh (9/9):** Appeared on special teams.



BRANDON SMITH 47
 Linebacker | 6-0 | 227
 Graduate/Senior
 Winfield, Pa./Lewisburg
 Major: Health Policy & Administration (2nd degree)

» 2017
Awards: Nominated for the 2017 Allstate AFCA Good Works Team.
Season: Appeared in two games.

Akron (9/2): Made four tackles...Toted 1.0 tackle for loss...Combined with Koa Farmer on a second-quarter tackle for loss...Teamed with Shane Simmons on a fourth-quarter tackle behind the line of scrimmage...Was a part of a defense that logged 14.0 tackles for loss, the most since recording 15.0 vs. Temple in 2015...Part of a defense that logged a season-opening shutout for the first time since 2007 (FIU, 59-0). **Pittsburgh (9/9):** Had one tackle.

» 2017 GAME-BY-GAME
Tackles (Solo-Assisted-Total)
 AKRON 0-4-4; PITTSBURGH 0-1-1.

» SMITH'S CAREER STATISTICS & GAME HIGHS

	UA-A	TK	FF	FR	I	PBU	SACK	TFL
2014					DNP			
2015	0-1	1	-	-	-	-	-	-
2016	21-33	54	-	-	2	3	0.5-2	4.0-7
2017	0-5	5	-	-	-	-	-	1.0-2
CAREER	21-39	60	-	-	2	3	0.5-2	5.0-9

Tackles 14; Maryland, 10/8/16
Sacks0.5; at Rutgers, 11/19/16
Tackles for Loss1.0; Three Times: Last Akron, 9/2/17
Interceptions 1; Twice: Last at Purdue, 10/29/16
Pass Breakups 1; Three Times: Last at Indiana, 11/12/16



TOMMY STEVENS 2
 Quarterback | 6-4 | 224
 Junior/Sophomore
 Indianapolis, Ind./Decatur Central
 Major: Telecommunications

» 2017
Season: Appeared in two games...Has seen time at quarterback, running back and wide receiver.

Akron (9/2): Completed 3-of-6 passes for 42 yards, which are all career highs...Connected with DaeSean Hamilton on a career-long-tying 26-yard completion...Rushed four times for 16 yards and one touchdown...Scored on a 5-yard touchdown run in the fourth quarter...Caught his first career pass for seven yards. **Pittsburgh (9/9):** Made one catch for one yard.

» 2017 GAME-BY-GAME
Passing (Comp-Att-Yds-TD-INT)
 AKRON 3-6-42-0-0; PITTSBURGH 0-0-0-0-0.

» STEVENS' CAREER PASSING STATISTICS & GAME HIGHS

	C-A	Yds.	%	TD-INT	YPG	LG
2016	2-3	36	66.7	-	5.1	26
2017	3-6	42	50.0	-	42.0	26
CAREER	5-9	78	55.5	-	9.7	26

Pass Completions3; Akron, 9/2/17
Pass Attempts6; Akron, 9/2/17
Passing Yards42; Akron, 9/2/17
Long Pass26 yards; Twice: Last Akron, 9/2/17

» 2017 GAME-BY-GAME
Rushing (Carries-Yards-TD)
 AKRON 4-16-1; PITTSBURGH 0-0-0.

Receiving (Receptions-Yards-TD)
 AKRON 1-7-0; PITTSBURGH 1-1-0.

» STEVENS' CAREER OFFENSIVE STATISTICS & GAME HIGHS

SEASON	Att.-Yds.	Avg.	TD	LG	Rec.-Yds.	Avg.	TD	LG
2016	21-198	9.4	2	45	-	-	-	-
2017	4-16	4.0	1	7	2-8	4.0	-	7
CAREER	25-214	8.6	3	45	2-8	4.0	-	7

Rushing Attempts6; at Rutgers, 11/19/16
Rushing Yards70; Iowa, 11/5/16
Rushing Touchdowns1; Three Times: Last Akron, 9/2/17
Longest Rush45 yards; Iowa, 11/5/16

Receptions1; Twice: Last Pittsburgh, 9/9/17
Rushing Yards7; Akron, 9/2/17
Longest Reception7 yards; Akron, 9/2/17

All-Purpose Yards70; Iowa, 11/5/16
Total Offense70; Iowa, 11/5/16



GARRETT TAYLOR 17
 Safety | 6-0 | 197
 Junior/Sophomore
 Richmond, Va./Saint Christopher's
 Major: Advertising & Public Relations (Smeal Business Cert.)


» 2017
Season: Appeared in two games.
Akron (9/2): Had one tackle...Tied a career high with one pass breakup.
Pittsburgh (9/9): Made a career-high two stops.

» 2017 GAME-BY-GAME
Tackles (Solo-Assisted-Total)
 AKRON 0-1-1; PITTSBURGH 2-0-2.

» TAYLOR'S CAREER STATISTICS & GAME HIGHS

	UA-A	TK	FF	FR	I	PBU	SACK	TFL
2016	1-1	2	-	-	-	1	-	-
2017	2-1	3	-	-	-	1	-	-
CAREER	3-2	5	-	-	-	2	-	-

Tackles2; Pittsburgh, 9/9/17
Pass Breakups1; Twice: Last Akron, 9/2/17



DeANDRE THOMPKINS 3
 Wide Receiver | 5-11 | 189
 Senior/Junior
 Hubert, N.C./Swansboro
 Major: Psychology & Criminology

» CAREER NOTES AND RECORDS
Game: Set a school record for punt return average in a game with 31.8 yard per return vs. Akron (9/2/17), besting Derrick Williams' mark of 31.7 vs. Temple (2006).

» 2017
Season: Started two games...Became the first Penn Stater to return a punt for a touchdown since Derrick Williams at Wisconsin in 2008...Was the first punt return touchdown by a Nittany Lion at Beaver Stadium since Williams did so vs. Notre Dame in 2007.

Rankings: Tied for No. 2 national and No. 1 in the Big Ten in punt return touchdowns (1)...Ranks No. 5 nationally and leads the Big Ten in punt return average (22.6 ypr)...Is No. 19 nationally and No. 2 in the Big Ten in combined kickoff return yardage (158).

Akron (9/2): Caught two passes for 29 yards...Returned four punts for 127 yards and one touchdown...His first-quarter punt return for a touchdown was the opening score of the game and first Penn State punt return for a touchdown since 2008 (Derrick Williams, at Wisconsin)...Was the first punt return for a touchdown by a Nittany Lion at Beaver Stadium since 2007 (Williams, Notre Dame)...Set a career high with 156 all-purpose yards...Named the coaching staff's Special Teams Player of the Week. **Pittsburgh (9/9):** Made one catch for 12 yards...Returned three punts for 31 yards...Had a long return of 16 yards.

» 2017 GAME-BY-GAME
Receiving (Receptions-Yards-TD)
 AKRON 2-29-0; PITTSBURGH 1-12-0.

» THOMPKINS' CAREER OFFENSIVE STATISTICS & GAME HIGHS

	Att.-Yds.	Avg.	TD	LG	Rec.-Yds.	Avg.	TD	LG
2015	5-12	2.4	1	6	3-33	11.0	-	31
2016	-	-	-	-	27-440	16.3	1	70
2017	-	-	-	-	2-41	20.5	-	15
CAREER	5-12	2.4	1	6	33-514	15.6	1	70

Rush Attempts2; Twice: Last Indiana, 10/10/15
Rush Yards11; Indiana, 10/10/15
Rushing Touchdowns1; Rutgers, 9/19/15
Long Rush6 yards; Indiana, 10/10/15

Receptions4; Three Times: Last at Rutgers, 11/19/16
Receiving Yards91; Maryland, 10/8/16
Receiving Touchdowns1; Maryland, 10/8/16
Long Reception70 yards; Maryland, 10/8/16

» 2017 GAME-BY-GAME
Punt Returns (Returns-Yards-TD-YPR)
 AKRON 4-127-1-31.8; PITTSBURGH 3-31-0-10.3

» THOMPKINS' CAREER PUNT RETURN STATISTICS & GAME HIGHS

	No.	Yds.	Avg.	TD	LG
2015	23	178	7.7	0	58
2016	1	2	2.0	0	2
2017	7	158	22.6	1	61
CAREER	31	338	10.9	1	61

Punt Returns5; Indiana, 10/10/15
Punt Return Yards127; Akron, 9/2/17
Long Punt Return61 yards; Akron, 9/2/17
Total Offense Yards91; Maryland, 10/8/16
All-Purpose Yards156; Akron, 9/2/17

NOTE: Owns one kickoff return for five yards (vs. Iowa, 11/5/16).



SHAKA TONEY 18
 Defensive End | 6-3 | 218
 Sophomore/Freshman
 Philadelphia, Pa./Imhotep Charter
 Major: Division of Undergraduate Studies

» 2017
Season: Appeared in two games...Made collegiate debut vs. Akron (9/2)...One of 16 student-athletes to make their collegiate debut in 2017...One of 13 freshmen (10 redshirt, 3 true) to appear in 2017.

Akron (9/2): Made collegiate debut...Toted two tackles...Logged his first career stop in the third quarter on a solo tackle for loss...One of 10 Penn Staters to register their first career tackles in the game...Was a part of a defense that logged 14.0 tackles for loss, the most since recording 15.0 vs. Temple in 2015. **Pittsburgh (9/9):** Made one tackle...Combined with Kevin Givens on a fourth-quarter tackle for loss.

» 2017 GAME-BY-GAME
Tackles (Solo-Assisted-Total)
 AKRON 1-1-2; PITTSBURGH 0-1-1.

» TONEY'S CAREER STATISTICS & GAME HIGHS

	UA-A	TK	FF	FR	I	PBU	SACK	TFL
2016	-	-	-	-	-	-	-	-
2017	1-2	3	-	-	-	-	-	1.5-3
CAREER	1-2	3	-	-	-	-	-	1.5-3

Tackles2; Akron, 9/2/17
Tackles for Loss 1.0; Akron, 9/2/17



KYLE VASEY 96
 Long Snapper | 6-2 | 237
 Senior/Junior
 Hawley, Pa./Wallenpaupack
 Major: Rehabilitation & Human Services

» 2017
Season: Started two games at long snapper...Made collegiate debut vs. Akron (9/2)...One of 16 student-athletes to make their collegiate debut in 2017.

Akron (9/2): Made collegiate debut. **Pittsburgh (9/9):** Handled all of the snapping duties on placements.



JASON VRANIC 51
 Linebacker | 6-0 | 222
 Senior/Senior
 Wheatfield, N.Y./Niagara-Wheatfield
 Major: Kinesiology

» 2017
Season: Appeared in one game...Made Penn State debut vs. Akron (9/2)...One of 16 student-athletes to make their collegiate debut in 2017.

Akron (9/2): Made Penn State debut.



LAMONT WADE 38
 Cornerback | 5-9 | 193
 Freshman/Freshman
 Clairton, Pa./Clairton
 Major: Division of Undergraduate Studies

» 2017
Season: Appeared in two games...Made collegiate debut vs. Akron (9/2)...One of 16 student-athletes to make their collegiate debut in 2017...One of 13 freshmen (10 redshirt, 3 true) to appear in 2017.

Akron (9/2): Logged his first career tackle on special teams...One of 10 Penn Staters to register their first career tackles in the game. **Pittsburgh (9/9):** Made a career-high two stops.

» 2017 GAME-BY-GAME

Tackles (Solo-Assisted-Total)
 AKRON 0-1-1; PITTSBURGH 2-0-2.

» WADE'S CAREER STATISTICS & GAME HIGHS

	UA-A	TK	FF	FR	I	PBU	SACK	TFL
2016	-	-	-	-	-	-	-	-
2017	2-1	3	-	-	-	-	-	-
CAREER	2-1	3	-	-	-	-	-	-

Tackles2; Pittsburgh, 9/9/17



ROBERT WINDSOR 54
 Defensive Tackle | 6-4 | 295
 Junior/Sophomore
 Fond Du Lac, Wis./Fond Du Lac
 Major: Telecommunications

» 2017
Season: Appeared in two games.

Rankings: Is tied for No. 24 nationally and No. 3 in the Big Ten in forced fumbles per game (0.5)...Ranks tied for No. 4 in the FBS and No. 2 in the Big Ten in fumbles total recovered (1).

Akron (9/2): Tied a career high with four stops and 0.5 tackle for loss... Combined with Ryan Buchholz on a first-quarter tackle behind the line of scrimmage...Was a part of a defense that logged 14.0 tackles for loss, the most since recording 15.0 vs. Temple in 2015...Part of a defense that logged a season-opening shutout for the first time since 2007 (FIU, 59-0). **Pittsburgh (9/9):** Made two tackles...Sacked Pittsburgh quarterback Ben DiNucci in the fourth quarter, forcing and recovering a fumble, to end the Panthers' final drive of the game...Part of a defense that piled up five sacks, its most since logging six last season vs. No. 2 Ohio State.

» 2017 GAME-BY-GAME

Tackles (Solo-Assisted-Total)
 AKRON 1-3-4; PITTSBURGH 1-1-2.

» WINDSOR'S CAREER STATISTICS & GAME HIGHS

	UA-A	TK	FF	FR	I	PBU	SACK	TFL
2016	9-14	23	-	-	-	-	1.0-6	1.5-6
2017	2-4	6	1	1	-	-	1.0-9	1.5-10
CAREER	11-18	29	1	1	-	-	2.0-15	3.0-16

Tackles4; Twice: Last Akron, 9/2/17
Sacks 1.0; Pittsburgh, 9/9/17
Tackles For Loss 1.0; Pittsburgh, 9/9/17
Forced Fumbles1; Pittsburgh, 9/9/17
Fumble Recoveries1; Pittsburgh, 9/9/17



CHASZ WRIGHT 77
 Offensive Line | 6-7 | 345
 Senior/Junior
 Woodbridge, Va./Milford Academy
 Major: Telecommunications

» 2017
Season: Started two games.

Akron (9/2): Helped pave the way for 569 total yards...Cleared the way for Saquon Barkley's 174 rushing yards for his 11th career 100-yard rushing game...Protected Trace McSorley to the tune of 280 passing yards and two scoring throws...Didn't allow a sack or quarterback hurry...Part of the offensive line unit that was named the coaching staff's Offensive Player of the Week. **Pittsburgh (9/9):** Part of an offensive line that allowed just one sack...Blocked for 148 total rushing yards - including 88 from Saquon Barkley - and protected Trace McSorley to the tune of three touchdowns and 164 yards passing...Enabled the team to eclipse the 30-point mark for the ninth-straight game.

2017 RESULTS & STATISTICS

Date	PSU Rank	Opponent (Rank)	Score	Attendance	Big Ten	Overall
Sept. 2	6/6	AKRON	W, 52-0	101,684	0-0	1-0
Sept. 9	4/4	PITTSBURGH	W, 33-14	109,898	0-0	2-0
Sept. 16		GEORGIA STATE				
Sept. 23		at Iowa *				
Sept. 30		INDIANA *				
Oct. 7		at Northwestern *				
Oct. 21		MICHIGAN *				
Oct. 28		at Ohio State *				
Nov. 4		at Michigan State *				
Nov. 11		RUTGERS *				
Nov. 18		NEBRASKA *				
Nov. 25		at Maryland *				

(*) Big Ten Conference game; Rankings - AP/Coaches.

TEAM STATISTICS	Penn State	Opponent
SCORING	85	14
Points Per Game	42.5	7.0
Points Off Turnovers	14	--
FIRST DOWNS	38	36
Rushing	13	16
Passing	21	18
Penalty	4	2
RUSHING YARDAGE	395	228
Yards Gained Rushing	439	306
Yards Lost Rushing	44	78
Rushing Attempts	58	79
Average Per Rush	6.8	2.9
Average Per Game	197.5	114.0
TDs Rushing	5	1
PASSING YARDAGE	486	273
Comp-Att-Int	36-59-2	38-70-3
Average Per Pass	8.2	3.9
Average Per Catch	13.5	7.2
Average Per Game	243.0	136.5
TDs Passing	5	--
TOTAL OFFENSE	881	501
Total Plays	117	149
Average Per Play	7.5	3.4
Average Per Game	440.5	250.5
KICK RETURNS: #-Yards	3-70	6-110
PUNT RETURNS: #-Yards	8-161	3-0
INT RETURNS: #-Yards	3-43	2-2
KICK RETURN AVERAGE	23.3	18.3
PUNT RETURN AVERAGE	20.1	--
INT RETURN AVERAGE	14.3	1.0
FUMBLES-LOST	1-0	2-1
PENALTIES-Yards	6-60	15-139
Average Per Game	30.0	69.5
PUNTS-Yards	8-359	16-657
Average Per Punt	44.9	41.1
Net Punt Average	42.4	31.0
KICKOFFS-Yards	15-945	6-387
Average Per Kick	63.0	64.5
Net Kick Average	44.0	40.3
TIME OF POSSESSION/Game	25:35	34:25
3RD-DOWN Conversions	7/21 (33%)	9/34 (26%)
4TH-DOWN Conversions	1/2 (50%)	3/4 (75%)
SACKS BY-Yards	8-50	1-7
MISC YARDS	--	--
TOUCHDOWNS SCORED	11	1
FIELD GOALS-ATTEMPTS	2-3	2-2
ON-SIDE KICKS	--	--
RED ZONE SCORES	(9-10) 90%	(3-4) 75%
RED ZONE TOUCHDOWNS	(8-10) 80%	(1-4) 25%
PAT-ATTEMPTS	(11-11) 100%	--
ATTENDANCE	211582	--

SCORE BY QUARTERS	1	2	3	4	Total	Average
Penn State	28	21	17	19	85	42.5
Opponents	--	3	3	8	14	7.0

PASSING	G	Rating	C-A-I	Pct.	Yards	TD	LP	Avg./G
McSorley, Trace	2	156.22	33-53-2	62.3	444	5	46	222.0
Stevens, Tommy	2	108.80	3-6-0	50.0	42	--	26	21.0
Penn State	2	151.40	36-59-2	61.0	486	5	46	243.0
Opponents	2	78.47	38-70-3	54.3	273	--	30	136.5

Statistician's Note

Passing rating formula: $[(8.4 \times \text{yards}) + (330 \times \text{touchdowns}) - (200 \times \text{interceptions}) + (100 \times \text{completions})] / \text{attempts}$.

RUSHING	G	Att.	Yards	Avg./Att.	TD	LG	Avg./G
Barkley, Saquon	2	28	260	9.3	3	80	130.0
McSorley, Trace	2	20	113	5.7	1	36	56.5
Stevens, Tommy	2	4	16	4.0	1	7	8.0
Sanders, Miles	2	2	13	6.5	--	16	6.5
Robinson, Andre	2	2	(-3)	(-1.5)	--	2	(-1.5)
TEAM	2	2	(-4)	(-2.0)	--	0	(-2.0)
Penn State	2	58	395	6.8	5	80	197.5
Opponents	2	79	228	2.9	1	32	114.0

RECEIVING	G	No.	Yards	Avg./Rec.	TD	LG	Avg./G
Gesicki, Mike	2	10	97	9.7	4	35	48.5
Barkley, Saquon	2	7	99	14.1	1	46	49.5
Hamilton, DaeSean	2	6	119	19.8	--	29	59.5
Johnson, Juwan	2	5	88	17.6	--	33	44.0
Thompkins, DeAndre	2	3	41	13.7	--	15	20.5
Polk, Brandon	2	2	22	11.0	--	18	11.0
Stevens, Tommy	2	2	8	4.0	--	7	4.0
Pancoast, Tom	2	1	12	12.0	--	12	6.0
Penn State	2	36	486	13.5	5	46	243.0
Opponents	2	38	273	7.2	--	30	136.5

TOTAL OFFENSE	G	Plays	Rushing	Passing	Total	Avg./G
McSorley, Trace	2	73	113	444	557	278.5
Barkley, Saquon	2	28	260	--	260	130.0
Stevens, Tommy	2	10	16	42	58	29.0
Sanders, Miles	2	2	13	--	13	6.5
Robinson, Andre	2	2	(-3)	--	(-3)	(-1.5)
TEAM	2	2	(-4)	--	(-4)	(-2.0)
Penn State	2	117	395	486	881	440.5
Opponents	2	149	228	273	501	250.5

KICKOFF RETURNS	No.	Yards	Avg./Ret.	TD	LG
Barkley, Saquon	3	70	23.3	--	32
Penn State	3	70	23.3	--	32
Opponents	6	110	18.3	--	24

PUNT RETURNS	No.	Yards	Avg./Ret.	TD	LG
Thompkins, DeAndre	7	158	22.6	1	61
Apke, Troy	1	3	3.0	--	3
Penn State	8	161	20.1	1	61
Opponents	3	0	0.0	--	13



ALL-PURPOSE YARDAGE	G	Rushing	Receiving	Punt Returns	KO Returns	Int. Returns	Total	Avg./G
Barkley, Saquon	2	260	99	--	70	--	429	214.5
Thompkins, DeAndre	2	--	41	158	--	--	199	99.5
Hamilton, DaeSean	2	--	119	--	--	--	119	59.5
McSorley, Trace	2	113	--	--	--	--	113	56.5
Gesicki, Mike	2	--	97	--	--	--	97	48.5
Johnson, Juwan	2	--	88	--	--	--	88	44.0
Haley, Grant	2	--	--	--	--	42	42	21.0
Stevens, Tommy	2	16	8	--	--	--	24	12.0
Polk, Brandon	2	--	22	--	--	--	22	11.0
Sanders, Miles	2	13	--	--	--	--	13	6.5
Pancoast, Tom	2	--	12	--	--	--	12	6.0
Apke, Troy	2	--	--	3	--	1	4	2.0
Robinson, Andre	2	(-3)	--	--	--	--	(-3)	(-1.5)
TEAM	2	(-4)	--	--	--	--	(-4)	(-2.0)
Penn State	2	395	486	161	70	43	1155	577.5
Opponents	2	228	273	--	110	2	613	306.5

..... Points After Touchdown

SCORING	TD	FG	Kick	Rush	Rec.	Pass	DXP	Saf	Points
Barkley, Saquon	4	--	--	--	--	--	--	--	24
Gesicki, Mike	4	--	--	--	--	--	--	--	24
Davis, Tyler	--	2-3	11-11	--	--	--	--	--	17
Stevens, Tommy	1	--	--	--	--	--	--	--	6
Thompkins, DeAndre	1	--	--	--	--	--	--	--	6
McSorley, Trace	1	--	--	--	--	--	--	--	6
Allen, Marcus	--	--	--	--	--	--	--	1	2
Penn State	11	2-3	11-11	--	--	--	--	1	85
Opponents	1	2-2	--	--	1	1-1	--	--	14

PUNTING	No.	Yards	Average	LG	TB	FC	I-20	50+	Blk.
Gillikin, Blake	8	359	44.9	56	1	2	4	1	--
Penn State	8	359	44.9	56	1	2	4	1	--
Opponents	16	657	41.1	54	--	4	3	1	--

FIELD GOALS	FG	Pct.	1-19	20-29	30-39	40-49	50+	LG	Blk.
Davis, Tyler	2-3	66.7	--	1-1	0-1	1-1	--	47	--

KICKOFFS	No.	Yards	Average	TB	OB
Davis, Tyler	13	832	64.0	7	1
Barbir, Alex	2	113	56.5	--	1
Penn State	15	945	63.0	7	2
Opponents	6	387	64.5	3	--



INTERCEPTIONS	No.	Yards	Average	TD	LG	FUMBLE RETURNS	No.	Yards	Average	TD	LG
Apke, Troy	1	1	1.0	--	1	None					
Haley, Grant	1	42	42.0	--	42						
Oruwariye, Amani	1	--	--	--	--						
Penn State	3	43	14.3	--	42						
Opponents	2	2	1.0	--	2						

DEFENSE	G-GS	Solo	Assist	Total	TFL-Yards	Sacks-Yards	Int.-Yards	PBU	QBH	FR-Yards	FF
2 Allen, Marcus	2-2	10	6	16	1.5-5	--	--	2	--	--	--
40 Cabinda, Jason	2-2	5	6	11	--	--	--	--	--	--	--
7 Farmer, Koa	2-2	4	6	10	2.0-5	1.0-4	--	--	--	--	--
4 Scott, Nick	2-0	4	6	10	0.5-1	--	--	--	--	--	--
43 Bowen, Manny	2-2	4	5	9	0.5-1	--	--	1	1	--	--
28 Apke, Troy	2-2	5	3	8	--	--	1-1	--	1	--	--
6 Brown, Cam	2-0	3	3	6	1.0-4	--	--	--	1	--	--
97 Buchholz, Ryan	2-0	4	2	6	1.5-9	1.0-8	--	--	1	--	1
21 Oruwariye, Amani	2-0	4	2	6	--	--	1-0	2	--	--	--
19 Brown, Torrence	2-2	--	6	6	1.0-1	--	--	1	--	--	--
1 Campbell, Christian	2-2	3	3	6	0.5-1	--	--	4	--	--	--
54 Windsor, Robert	2-0	2	4	6	1.5-10	1.0-9	--	--	--	1-0	1
9 Miller, Jarvis	2-0	3	2	5	1.0-1	1.0-1	--	--	--	--	--
56 Chavis, Tyrell	2-0	2	3	5	3.0-7	0.5-2	--	--	--	--	--
52 Cothran, Curtis	2-2	--	5	5	1.0-3	0.5-2	--	--	--	--	--
47 Smith, Brandon	2-0	--	5	5	1.0-2	--	--	--	--	--	--
15 Haley, Grant	2-2	4	1	5	1.0-9	1.0-9	1-42	1	--	--	--
48 Miller, Shareef	2-2	2	2	4	3.0-19	2.0-15	--	--	1	--	--
18 Toney, Shaka	2-0	1	2	3	1.5-3	--	--	--	--	--	--
38 Wade, Lamont	2-0	2	1	3	--	--	--	--	--	--	--
17 Taylor, Garrett	2-0	2	1	3	--	--	--	1	--	--	--
41 Cothren, Parker	2-2	--	3	3	0.5-1	--	--	--	1	--	--
99 Gross-Matos, Yetur	2-0	2	1	3	--	--	--	--	1	--	--
33 Cooper, Jake	1-0	1	1	2	--	--	--	--	--	--	--
39 McPhearson, Josh	2-0	1	1	2	--	--	--	--	--	--	--
30 Givens, Kevin	2-0	--	2	2	0.5-1	--	--	--	--	--	--
36 Johnson, Jan	1-0	2	--	2	--	--	--	--	--	--	--
42 Jordan, Ellison	1-0	--	1	1	--	--	--	--	--	--	--
34 Simmons, Shane	2-0	--	1	1	0.5-1	--	--	--	--	--	--
46 Castagna, Colin	2-0	--	1	1	--	--	--	--	--	--	--
11 Charles, Irvin	2-0	1	--	1	--	--	--	--	--	--	--
13 Blacknall, Saeed	2-0	--	1	1	--	--	--	--	--	--	--
14 McPhearson, Zech	1-0	1	--	1	--	--	--	--	--	--	--
16 Petrishen, John	1-0	--	1	1	--	--	--	--	--	--	--
88 Gesicki, Mike	2-2	1	--	1	--	--	--	--	--	--	--
91 Monk, Ryan	1-0	--	1	1	--	--	--	--	--	--	--
95 Davis, Tyler	2-0	1	--	1	--	--	--	--	--	--	--
96 Iyke, Immanuel	1-0	--	1	1	--	--	--	--	--	--	--
5 Castro-Fields, Tariq	2-0	--	1	1	--	--	--	--	--	--	--
Penn State	2-0	73	88	161	23.0-84	8-50	3-43	12	6	1-0	2
Opponents	2-0	71	26	97	13.0-56	1-7	2-2	2	4	--	1

SCORING SUMMARY

Plays	Yds	Time	Result	Qtr.	Scoring Play
AKRON (8)					
-	-	-	TD	1	Thompkins 61-yard punt return (Davis, T. kick)
10	75	4:49	TD	1	Gesicki 13-yard pass from McSorley (Davis, T. kick)
3	87	0:51	TD	2	McSorley 4-yard run (Davis, T. kick)
5	62	2:30	TD	2	Barkley 3-yard run (Davis, T. kick)
5	45	1:51	TD	2	Barkley 30-yard run (Davis, T. kick)
8	62	4:03	FG	3	Davis, T. 47-yard field goal
3	58	1:23	TD	3	Gesicki 2-yard pass from McSorley (Davis, T. kick)
5	66	1:56	TD	4	Stevens 5-yard run (Davis, T. kick)
PITTSBURGH (6)					
1	8	0:08	TD	1	Gesicki 13-yard pass from McSorley (Davis, T. kick)
6	62	2:43	TD	1	Gesicki 10-yard pass from McSorley (Davis, T. kick)
1	46	0:09	TD	3	Barkley 46-yard pass from McSorley (Davis, T. kick)
6	78	2:32	TD	4	Barkley 8-yard run (Davis, T. kick)
--	--	--	Safety	4	Allen, Marcus
7	34	2:11	FG	4	Davis, T. 24-yard field goal



PENN STATE GAME-BY-GAME

	AKRON	PITT	GSU	at Iowa	IND	at NW	MICH	at OSU	at MSU	RUT	NEB	at UMD
First Downs	24	14										
Rushing	7	6										
Passing	14	7										
Penalty	3	1										
Net Yards Rushing	247	148										
Rushing Attempts	34	24										
Average Per Rush	7.3	6.2										
Rushing Touchdowns	4	1										
Yards Gained	266	173										
Yards Lost	19	25										
Net Yards Passing	322	164										
Completions	21	15										
Attempts	31	28										
Interceptions	1	1										
Yards Per Attempt	10.4	5.9										
Yards Per Completion	15.3	10.9										
Passing Touchdowns	2	3										
Total Offensive Yards	569	312										
Plays	65	52										
Yards Per Play	8.8	6.0										
Fumbles-Lost	--	1-0										
Penalties-Yards	5-45	1-15										
Punts-Yards	2-100	6-259										
Yards Per Punt	50.0	43.2										
Net Yards Per Punt	40.0	43.2										
Inside 20	--	4										
50+ Yard Kicks	1	--										
Touchbacks	1	--										
Fair Catch	--	2										
Kickoffs-Yards	9-561	3-348										
Yards Per Kickoff	62.3	64.0										
Net Yards Per Kickoff	42.7	46.0										
Touchbacks	4	3										
Punt Returns	5	3										
Yards	130	31										
Touchdowns	1	--										
Yards Per Return	26.0	10.3										
Kickoff Returns	1	2										
Yards	20	50										
Touchdowns	--	--										
Yards Per Return	20.0	25.0										
Interceptions	1	2										
Yards	--	43										
Touchdowns	--	--										
Fumble Recoveries	--	1										
Returns-Yards	--	--										
Touchdowns	--	--										
Miscellaneous Yards	--	--										
Possession Times	29:30	21:40										
1st Quarter	7:59	3:31										
2nd Quarter	7:03	4:38										
3rd Quarter	8:54	6:50										
4th Quarter	5:34	6:41										
3rd-Down Conversions	3-9	4-12										
4th-Down Conversions	1-2	--										
Red Zone Scoring	5-6	4-4										
Touchdowns	5	3										
Field Goals	--	1										
Sacks By-Yards	3-13	5-37										
PAT Kicks	7-7	4-4										
Field Goals	1-2	1-1										
Total Points	52	33										
Touchdowns Rushing	4	1										
Touchdowns Passing	2	3										
Touchdown Returns	1	--										
Other Touchdowns	--	--										
Safeties	--	1										
Kick PAT-Attempts	7-7	4-4										
2pt PAT-Attempts	--	--										
Field Goals-Attempts	1-2	1-1										
Points Off Turnovers	7	7										



OPPONENT GAME-BY-GAME

	AKRON	PITT	GSU	at Iowa	IND	at NW	MICH	at OSU	at MSU	RUT	NEB	at UMD
First Downs	12	24										
Rushing	4	12										
Passing	7	11										
Penalty	1	1										
Net Yards Rushing	73	155										
Rushing Attempts	34	45										
Average Per Rush	2.1	3.4										
Rushing Touchdowns	--	1										
Yards Gained	107	199										
Yards Lost	34	44										
Net Yards Passing	86	187										
Completions	14	24										
Attempts	29	41										
Interceptions	1	2										
Yards Per Attempt	3.0	4.6										
Yards Per Completion	6.1	7.8										
Passing Touchdowns	--	--										
Total Offensive Yards	159	342										
Plays	63	86										
Yards Per Play	2.5	4.0										
Fumbles-Lost	1-0	1-1										
Penalties-Yards	9-84	6-55										
Punts-Yards	11-435	5-222										
Yards Per Punt	39.5	44.4										
Net Yards Per Punt	27.7	38.2										
Inside 20	2	1										
50+ Yard Kicks	--	1										
Touchbacks	--	--										
Fair Catch	2	2										
Kickoffs-Yards	1-65	5-322										
Yards Per Kickoff	65.0	64.4										
Net Yards Per Kickoff	45.0	39.4										
Touchbacks	4	3										
Punt Returns	--	3										
Yards	--	0										
Touchdowns	--	0.0										
Yards Per Return	--	--										
Kickoff Returns	4	2										
Yards	77	33										
Touchdowns	--	--										
Yards Per Return	19.2	16.5										
Interceptions	1	1										
Yards	--	2										
Touchdowns	--	--										
Fumble Recoveries	--	--										
Returns-Yards	--	--										
Touchdowns	--	--										
Miscellaneous Yards	--	--										
Possession Times	30:30	38:20										
1st Quarter	7:01	11:29										
2nd Quarter	7:57	10:22										
3rd Quarter	6:06	8:10										
4th Quarter	9:26	8:19										
3rd-Down Conversions	4-17	5-17										
4th-Down Conversions	--	3-4										
Red Zone Scoring	--	3-4										
Touchdowns	--	1										
Field Goals	--	2										
Sacks By-Yards	--	1-7										
PAT Kicks	--	--										
Field Goals	--	2-2										
Total Points	0	14										
Touchdowns Rushing	--	1										
Touchdowns Passing	--	--										
Touchdown Returns	--	--										
Other Touchdowns	--	--										
Safeties	--	--										
Kick PAT-Attempts	--	--										
2pt PAT-Attempts	--	1-1										
Field Goals-Attempts	--	2-2										
Points Off Turnovers	--	--										



INDIVIDUAL GAME-BY-GAME

RUSHING

(ATT-YDS-TD)	AKRON	PITT	GSU	at Iowa	IND	at NW	MICH	at OSU	at MSU	RUT	NEB	at UMD
Barkley, Saquon	14-174-2	14-88-1										
McSorley, Trace	12-57-1	8-65-0										
Robinson, Andre	2-(-3)-0	--										
Sanders, Miles	1-16-0	1-(-3)-0										
Stevens, Tommy	4-16-1	--										
TEAM	1-(-2)-0	1-(-2)-0										

RECEIVING

(REC-YDS-TD)	AKRON	PITT	GSU	at Iowa	IND	at NW	MICH	at OSU	at MSU	RUT	NEB	at UMD
Barkley, Saquon	3-54-0	4-45-1										
Gesicki, Mike	6-58-2	4-39-2										
Hamilton, DaeSean	3-74-0	3-45-0										
Johnson, Juwan	4-84-0	1-4-0										
Pancoast, Tom	1-12-0	--										
Polk, Brandon	1-4-0	1-18-0										
Stevens, Tommy	1-7-0	1-1-0										
Thompkins, DeAndre	2-29-0	1-12-0										

PASSING

Trace McSorley

	C-A-I	Pct.	Yards	TD	Long	Sack-Yards	Efficiency
AKRON	18-25-1	72.0	280	2	43	--	184.48
PITTSBURGH	15-28-1	53.5	164	3	46	1-(-7)	130.99
GEORGIA STATE							
at Iowa							
INDIANA							
at Northwestern							
MICHIGAN							
at Ohio State							
at Michigan State							
RUTGERS							
NEBRASKA							
at Maryland							

Tommy Stevens

	C-A-I	Pct.	Yards	TD	Long	Sack-Yards	Efficiency
AKRON	3-6-0	50.0	42	--	26	--	108.80
PITTSBURGH	--	--	--	--	--	--	--
GEORGIA STATE							
at Iowa							
INDIANA							
at Northwestern							
MICHIGAN							
at Ohio State							
at Michigan State							
RUTGERS							
NEBRASKA							
at Maryland							

KICKING & PUNTING

KICKOFFS

Season	KO	Total Yards	TB	OB	Kick Avg.	Returns	Rtn. Yds.	Yds./Rtn.
Davis, Tyler	13	832	7	1	64.0	--	--	--
Barbir, Alex	2	113	--	1	56.5	--	--	--
						6	110	18.3

Season	KO	Total Yards	TB	OB	Kick Avg.	Returns	Rtn. Yds.	Yds./Rtn.
AKRON	9	561	4	1	62.3	4	77	19.2
PITTSBURGH	6	384	3	1	64.0	2	33	16.5
GEORGIA STATE								
at Iowa								
INDIANA								
at Northwestern								
MICHIGAN								
at Ohio State								
at Michigan State								
RUTGERS								
NEBRASKA								
at Maryland								

PUNTING

Season	No.	Total Yds	Avg.	Long	TB	FC	I20	50+	Blk
Gillikin, Blake	8	359	44.9	56	1	2	4	1	0

Game	No.	Total Yds	Avg.	Long	TB	FC	I20	50+	Blk
AKRON	2	100	50.0	56	1	--	--	1	--
PITTSBURGH	6	259	43.2	49	--	2	4	--	--
GEORGIA STATE									
at Iowa									
INDIANA									
at Northwestern									
MICHIGAN									
at Ohio State									
at Michigan State									
RUTGERS									
NEBRASKA									
at Maryland									

INDIVIDUAL GAME-BY-GAME

TACKLES

(UT-AT-TT)	UT-AT	TT	AKRON	PITT	GSU	at Iowa	IND	at NW	MICH	at OSU	at MSU	RUT	NEB	at UMD
Allen, Marcus	10-6	15	0-3	10-3										
Cabinda, Jason	5-6	11	0-3	5-3										
Farmer, Koa	4-6	10	0-2	4-4										
Scott, Nick	4-6	10	0-2	4-4										
Bowen, Manny	4-5	9	1-4	3-1										
Apke, Troy	5-3	8	1-2	4-1										
Brown, Cam	3-3	6	2-2	1-1										
Buchholz, Ryan	4-2	6	2-2	2-0										
Oruwariye, Amani	4-2	6	1-2	3-0										
Brown, Torrence	0-6	6	0-3	0-3										
Campbell, Christian	3-3	6	0-2	3-1										
Windsor, Robert	2-4	6	1-3	1-1										
Miller, Jarvis	3-2	5	3-2	--										
Chavis, Tyrell	2-3	5	2-3	--										
Cothran, Curtis	0-5	5	0-3	0-2										
Smith, Brandon	0-5	5	0-4	0-1										
Haley, Grant	4-1	5	1-0	3-1										
Miller, Shareef	2-2	4	0-1	2-1										
Toney, Shaka	1-2	3	1-1	0-1										
Wade, Lamont	2-1	3	0-1	2-0										
Taylor, Garrett	2-1	3	0-1	2-0										
Cothren, Parker	0-3	3	0-1	0-2										
Gross-Matos, Yetur	2-1	3	1-1	1-0										
Cooper, Jake	1-1	2	1-1	DNP										
McPhearson, Josh	1-1	2	1-1	--										
Givens, Kevin	0-2	2	0-1	0-1										
Johnson, Jan	2-0	2	2-0	DNP										
Jordan, Ellison	0-1	1	0-1	DNP										
Simmons, Shane	0-1	1	0-1	--										
Castagna, Colin	0-1	1	--	0-1										
Charles, Irvin	1-0	1	--	1-0										
Blacknall, Saeed	0-1	1	--	0-1										
McPhearson, Zech	1-0	1	1-0	DNP										
Petrisen, John	0-1	1	0-1	DNP										
Gesicki, Mike	1-0	1	--	1-0										
Monk, Ryan	0-1	1	0-1	DNP										
Davis, Tyler	1-0	1	1-0	--										
Iyke, Immanuel	0-1	1	0-1	DNP										
Castro-Fields, Tariq	0-1	1	--	0-1										

TFL & SACKS

TFL (Sacks)	AKRON	PITT	GSU	at Iowa	IND	at NW	MICH	at OSU	at MSU	RUT	NEB	at UMD
Allen, Marcus	0.5 (--)	1.0 (--)										
Bowen, Manny	0.5 (--)	--										
Brown, Cam	1.0 (--)	--										
Brown, Torrence	--	0.5 (--)										
Buchholz, Ryan	1.5 (1.0)	--										
Campbell, Christian	0.5 (--)	--										
Cothran, Curtis	1.0 (0.5)	--										
Cothren, Parker	0.5 (--)	--										
Chavis, Tyrell	3.0 (0.5)	--										
Farmer, Koa	0.5 (--)	1.5 (1.0)										
Givens, Kevin	--	0.5 (--)										
Haley, Grant	--	1.0 (1.0)										
Miller, Shareef	0.5 (--)	2.5 (2.0)										
Scott, Nick	--	0.5 (--)										
Simmons, Shane	0.5 (--)	--										
Smith, Brandon	1.0 (--)	--										
Toney, Shaka	--	0.5 (--)										
Windsor, Robert	0.5 (--)	1.0 (1.0)										
Team Total	14.0 (3.0)	9.0 (5.0)										



INDIVIDUAL GAME-BY-GAME

ALL-PURPOSE YARDS

	TOTAL	AKRON	PITT	GSU	at Iowa	IND	at NW	MICH	at OSU	at MSU	RUT	NEB	at UMD
Barkley, Saquon	429	246	183										
Thompkins, DeAndre	199	156	43										
Hamilton, DaeSean	119	74	45										
McSorley, Trace	113	48	65										
Gesicki, Mike	97	58	39										
Johnson, Juwan	88	84	4										
Haley, Grant	42	--	42										
Stevens, Tommy	24	23	1										
Polk, Brandon	22	4	18										
Sanders, Miles	13	16	(-3)										
Pancoast, Tom	12	12	--										
Apke, Troy	4	3	1										
Robinson, Andre	(-3)	(-3)	--										
TEAM	(-4)	(-2)	(-2)										

RED ZONE RECAP

PENN STATE				OPPONENT			
Opponent	Scores/Chances	Result	Pct.	Opponent	Series	Result	Pct.
AKRON	5/6	5 TD, 1 INT	83%	AKRON	--/--	--	--
PITTSBURGH	4/4	3 TD, 1 FG	100%	PITTSBURGH	3/4	1 TD, 2 FG, 1 Fumble	75%
GEORGIA STATE				GEORGIA STATE			
at Iowa				at Iowa			
INDIANA				INDIANA			
at Northwestern				at Northwestern			
MICHIGAN				MICHIGAN			
at Ohio State				at Ohio State			
at Michigan State				at Michigan State			
RUTGERS				RUTGERS			
NEBRASKA				NEBRASKA			
at Maryland				at Maryland			
TOTAL	9/10	8 TD, 1 FG, 1 INT	90%	TOTAL	3/4	1 TD, 2 FG, 1 Fumble	75%

GAME LEADERS

Opponent	Rushing Attempts	Rushing Yards	Receptions	Receiving Yards	All-Purpose Yards	Tackles
AKRON	Barkley - 14	Barkley - 172	Gesicki - 6	Johnson - 84	Barkley - 246	Three Tied - 5
PITTSBURGH	Barkley - 14	Barkley - 88	Two Tied - 4	Two Tied - 45	Barkley - 183	Allen - 13
GEORGIA STATE						
at Iowa						
INDIANA						
at Northwestern						
MICHIGAN						
at Ohio State						
at Michigan State						
RUTGERS						
NEBRASKA						
at Maryland						



TURNOVER BY GAME

PENN STATE: 4 GAINED

TYPE	QTR	PLAYER	PLAYS/ YDS	1st DOWNS	RESULT
AKRON (1)					
Interception	3	Oruwariye of Woodson	10/75	4	TD
PITTSBURGH (3)					
Interception	1	Haley of Browne	1/8	-	TD
Interception	2	Apke of Browne	3/(-5)	-	Punt
Fumble	4	Windsor by DiNucci	1/(-2)	-	End of Game

OPPONENT: 2 GAINED

TYPE	QTR	PLAYER	PLAYS/ YDS	1st DOWNS	RESULT
AKRON (1)					
Interception	1	Guiser of McSorley	3/3	-	Punt
PITTSBURGH (1)					
Interception	2	Jackson of McSorley	-/-	-	End of Half

TURNOVERS BY PLAYER

FUMBLES

(#-Lost)	AKRON	PITT	GSU	at Iowa	IND	at NW	MICH	at OSU	at MSU	RUT	NEB	at UMD
Sanders, Miles	--	1-0										

FORCED FUMBLES

	AKRON	PITT	GSU	at Iowa	IND	at NW	MICH	at OSU	at MSU	RUT	NEB	at UMD
Buchholz, Ryan	1	--										
Windsor, Robert	--	1										

FUMBLES RECOVERED

(#-Yards)	AKRON	PITT	GSU	at Iowa	IND	at NW	MICH	at OSU	at MSU	RUT	NEB	at UMD
Windsor, Robert	--	1										

INTERCEPTIONS

(#-Yards)	AKRON	PITT	GSU	at Iowa	IND	at NW	MICH	at OSU	at MSU	RUT	NEB	at UMD
Apke, Troy	--	1-1										
Hayley, Grant	--	1-42										
Oruwariye, Amani	1-0	--										

SCORING BREAKDOWN

PENN STATE DRIVES

Totals: 12 scoring drives (10 TD, 2 FG)

Special Teams/Defensive:

Thompkins, DeAndre - Punt Return; Akron
Allen, Marcus - Safety; Pittsburgh

LONGEST DRIVES BY:

Plays: 10 AKRON (9/2)
8 AKRON (9/2)

Yards: 87 AKRON (9/2)
78 PITTSBURGH (9/9)

Time: 4:49 AKRON (9/2)
4:03 AKRON (9/2)

OPPONENT DRIVES

Totals: 3 (1 TD, 2 FG)

Special Teams/Defensive: None

LONGEST DRIVES BY:

Plays: 15 PITTSBURGH (9/9)
9, 2x Last: PITTSBURGH (9/9)

Yards: 77 PITTSBURGH (9/9)
75 PITTSBURGH (9/9)

Time: 5:30 PITTSBURGH (9/9)
4:45 PITTSBURGH (9/9)



LONG PLAY BREAKDOWN

BY YARDAGE

OFFENSE

Yards	Type	Player(s)	Opponent
80	Rush	Barkley, Saquon	Akron
*46	Pass	Barkley, Saquon from McSorley, Trace	Pittsburgh
43	Pass	Barkley, Saquon from McSorley, Trace	Akron
36	Rush	McSorley, Trace	Pittsburgh
35	Pass	Gesicki, Mike from McSorley, Trace	Akron
33	Pass	Johnson, Juwan from McSorley, Trace	Akron
*30	Rush	Barkley, Saquon	Akron
29	Pass	Hamilton, DaeSean from McSorley, Trace	Akron
28	Pass	Johnson, Juwan from McSorley, Trace	Akron
26	Pass	Hamilton, DaeSean from Stevens, Tommy	Akron
25	Rush	Barkley, Saquon	Akron
23	Pass	Hamilton, DaeSean from McSorley, Trace	Pittsburgh
22	Rush	Barkley, Saquon	Pittsburgh

DEFENSE

Yards	Type	Player(s)	Opponent
42	INT	Haley, Grant	Pittsburgh

SPECIAL TEAMS

Yards	Type	Player(s)	Opponent
*61	PR	Thompkins, DeAndre	Akron
42	PR	Thompkins, DeAndre	Akron
32	KR	Barkley, Saquon	Pittsburgh
20	KR	Barkley, Saquon	Akron

LONG PLAY BREAKDOWN

LONG PLAYS BY THE NUMBERS

BY YARDAGE

Yards	No.	TD
100+	--	--
90-99	--	--
80-89	1	--
70-79	--	--
60-69	1	1
50-59	--	--
40-49	4	1
30-39	5	1
20-29	7	--

BY TYPE

Type	No.	TD
Rushing	5	1
Passing	8	1
Punt returns	2	1
Kick returns	2	--
Interceptions	1	--
Fumble returns	--	--
Other	--	--
TOTAL	18	3

20+ YARD PLAYS BY PLAYER

Player	No.	TD	R	P	KR	PR	IR	FR
Barkley, Saquon	8	2	4	2	2	--	--	--
Hamilton, DaeSean	3	--	--	3	--	--	--	--
Thompkins, DeAndre	2	1	--	--	--	2	--	--
Johnson, Juwan	2	--	--	2	--	--	--	--
McSorley, Trace	1	--	1	--	--	--	--	--
Gesicki, Mike	1	--	--	1	--	--	--	--
Haley, Grant	1	--	--	--	--	--	1	--
TOTAL	18	3	5	8	2	2	1	--

LONGEST PLAYS OF THE YEAR

Rushing			
80	Barkley, Saquon		Akron (9/2)
Rushing Touchdown			
30	Barkley, Saquon		Akron (9/2)
Passing			
46*	Barkley, Saquon from McSorley, Trace		Pittsburgh (9/9)
Passing Touchdown			
46*	Barkley, Saquon from McSorley, Trace		Pittsburgh (9/9)
Punt Return			
61*	Thompkins, DeAndre		Akron (9/2)
Kick Return			
32	Barkley, Saquon		Pittsburgh (9/9)
Interception Return			
42	Haley, Grant		Pittsburgh (9/9)
Fumble Return			
None			
Punt			
56	Gillikin, Blake		Akron (9/2)
Field Goal			
47	Davis, Tyler		Akron (9/2)

PENN STATE [18 PLAYS]

Play	#	Long	Play	Opponent
Passing	8	46*	Barkley, Saquon from McSorley, Trace	Pittsburgh
Rushing	5	80	Barkley, Saquon	Akron
PR	2	61*	Thompkins, DeAndre	Akron
KR	2	32	Barkley, Saquon	Pittsburgh
INT	1	42	Haley, Grant	Pittsburgh

Opp.	#	Long	Play	Type
AKRON	12	80	Barkley, Saquon	Rush
PITTSBURGH	6	46*	Barkley, Saquon from McSorley, Trace	Pass

GEORGIA STATE
at Iowa
INDIANA
at Northwestern
MICHIGAN
at Ohio State
at Michigan State
RUTGERS
NEBRASKA
at Maryland

OPPONENTS [6 PLAYS]

Play	#	Long	Play	Opponent
Rush	1	32	Ollison, Qadree	Pittsburgh
Pass	3	30	Ollison, Qadree from Browne, Max	Pittsburgh
KR	2	24	Edwards, Van	Akron

Opp.	#	Long	Play	Type
AKRON	2	24	Edwards, Van	KR
PITTSBURGH	4	32	Ollison, Qadree	Rush

GEORGIA STATE
at Iowa
INDIANA
at Northwestern
MICHIGAN
at Ohio State
at Michigan State
RUTGERS
NEBRASKA
at Maryland

* - touchdown scored on play



TACKLE BREAKDOWN

RUSHING TACKLES

Allen, Marcus	11
Cabinda, Jason	9
Farmer, Koa	7
Brown, Torrence	6
Bowen, Manny	6
Oruwariye, Amani	5
Windsor, Robert	5
Apke, Troy	4
Cothran, Curtis	4
Smith, Brandon	4
Chavis, Tyrell	4
Scott, Nick	4
Miller, Jarvis	3
Haley, Grant	3
Buchholz, Ryan	3
Toney, Shaka	3
Brown, Cam	3
Miller, Shareef	2
Givens, Kevin	2
Cooper, Jake	2
Johnson, Jan	2
Gross-Matos, Yetur	2
Jordan, Ellison	1
Monk, Ryan	1
lyke, Immanuel	1
Petrishen, John	1
Simmons, Shane	1
Campbell, Christian	1
Cothren, Parker	1
TOTAL	99

PASSING TACKLES

Campbell, Christian	5
Allen, Marcus	5
Apke, Troy	4
Brown, Cam	3
Scott, Nick	3
Cabinda, Jason	2
Farmer, Koa	2
Wade, Lamont	2
Cothren, Parker	2
Bowen, Manny	2
Haley, Grant	1
Miller, Jarvis	1
Gross-Matos, Yetur	1
Smith, Brandon	1
Buchholz, Ryan	1
Castagna, Colin	1
Oruwariye, Amani	1
McPhearson, Zech	1
Taylor, Garrett	1
Castro-Fields, Tariq	1
TOTALS	40

SPECIAL TEAMS TACKLES

	Total	KO	Punt
Scott, Nick	3	2	1
Taylor, Garrett	2	0	2
McPhearson, Josh	2	2	--
Bowen, Manny	1	1	--
Davis, Tyler	1	1	--
Charles, Irvin	1	1	--
Blacknall, Saeed	1	1	--
Wade, Lamont	1	1	--
TOTALS	12	9	3



SEASON SUPERLATIVES

PENN STATE INDIVIDUAL

Rushes	14	Twice: Last Barkley, Saquon; Pittsburgh (9/9)
Yards Rushing	172	Barkley, Saquon; Akron (9/2)
TD Rushes	2	Barkley, Saquon; Akron (9/2)
Long Rush	80	Barkley, Saquon; Akron (9/2)
Pass Attempts	28	McSorley, Trace; Pittsburgh (9/9)
Pass Completions	18	McSorley, Trace; Akron (9/2)
Yards Passing	280	McSorley, Trace; Akron (9/2)
TD Passes	3	McSorley, Trace; Pittsburgh (9/9)
Long Pass	46	McSorley, Trace; Pittsburgh (9/9)
Receptions	6	Gesicki, Mike; Akron (9/2)
Yards Receiving	84	Johnson, Juwan; Akron (9/2)
TD Receptions	2	Twice: Last Gesicki, Mike; Pittsburgh (9/9)
Long Reception	46	Barkley, Saquon; Pittsburgh (9/9)
Field Goals	1	Twice: Last Davis, Tyler; Pittsburgh (9/9)
Long Field Goal	47	Davis, Tyler; Akron (9/2)
Punts	6	Gillikin, Blake; Pittsburgh (9/9)
Punting Avg	50.0	Gillikin, Blake; Akron (9/2)
Long Punt	56	Gillikin, Blake; Akron (9/2)
Punts Inside 20	4	Gillikin, Blake; Pittsburgh (9/9)
Long Punt Return	61	Thompkins, DeAndre; Akron (9/2)
Long Kickoff Return	32	Barkley, Saquon; Pittsburgh (9/9)
Tackles	13	Allen, Marcus; Pittsburgh (9/9)
Sacks	2.0	Miller, Shareef; Pittsburgh (9/9)
Tackles For Loss	3.0	Chavis, Tyrell; Akron (9/2)
Interceptions	1	Three Times: Last Haley, Grant; Pittsburgh (9/9) Apke, Troy; Pittsburgh (9/9)

OPPONENT INDIVIDUAL

Rushes	15	Ollison, Qadree; Pittsburgh (9/9)
Yards Rushing	96	Ollison, Qadree; Pittsburgh (9/9)
TD Rushes	1	DiNucci, Ben; Pittsburgh (9/9)
Long Rush	32	Ollison, Qadree; Pittsburgh (9/9)
Pass Attempts	32	Browne, Max; Pittsburgh (9/9)
Pass Completions	19	Browne, Max; Pittsburgh (9/9)
Yards Passing	138	Browne, Max; Pittsburgh (9/9)
TD Passes	--	--
Long Pass	30	Browne, Max; Pittsburgh (9/9)
Receptions	6	Weah, Jester; Pittsburgh (9/9)
Yards Receiving	65	Weah, Jester; Pittsburgh (9/9)
TD Receptions	--	--
Long Reception	30	Ollison, Qadree; Pittsburgh (9/9)
Field Goals	2	Kessman, Alex; Pittsburgh (9/9)
Long Field Goal	28	Kessman, Alex; Pittsburgh (9/9)
Punts	11	Gasser, Nick; Akron (9/2)
Punting Avg	44.4	Winslow, Ryan; Pittsburgh (9/9)
Long Punt	54	Winslow, Ryan; Pittsburgh (9/9)
Punts Inside 20	2	Gasser, Nick; Akron (9/2)
Long Punt Return	13	Henderson, Quadree; Pittsburgh (9/9)
Long Kickoff Return	24	Edwards, Van; Akron (9/2)
Tackles	10	Guiser, Zach; Akron (9/2)
Sacks	1.0	Hendrix, Dewayne; Pittsburgh (9/9)
Tackles For Loss	3.0	Idowu, Oluwaseun; Pittsburgh (9/9)
Interceptions	1	Twice: Jackson, Dane; Pittsburgh (9/9)

PENN STATE TEAM

	Highs	Lows
Rushes	34, Akron (9/2)	24, Pittsburgh (9/9)
Yards Rushing	247, Akron (9/2)	148, Pittsburgh (9/9)
Yards Per Rush	7.3, Akron (9/2)	6.2, Pittsburgh (9/9)
TD Rushes	4, Akron (9/2)	1, Pittsburgh (9/9)
Pass Attempts	31, Akron (9/2)	28, Pittsburgh (9/9)
Pass Completions	21, Akron (9/2)	15, Pittsburgh (9/9)
Yards Passing	322, Akron (9/2)	164, Pittsburgh (9/9)
Yards Per Completion	10.9, Pittsburgh (9/9)	10.4, Akron (9/2)
TD Passes	3, Pittsburgh (9/9)	2, Akron (9/2)
Total Plays	65, Akron (9/2)	52, Pittsburgh (9/9)
Total Offense	569, Akron (9/2)	312, Pittsburgh (9/9)
Yards Per Play	8.8, Akron (9/2)	6.0, Pittsburgh (9/9)
Points	52, Akron (9/2)	33, Pittsburgh (9/9)
Sacks By	5, Pittsburgh (9/9)	3, Akron (9/2)
First Downs	24, Akron (9/2)	14, Pittsburgh (9/9)
Penalties	5, Akron (9/2)	1, Pittsburgh (9/9)
Penalty Yards	45, Akron (9/2)	15, Pittsburgh (9/9)
Turnovers	1, Twice: Last Pittsburgh (9/9)	--
Interceptions By	2, Pittsburgh (9/9)	1, Akron (9/2)
Punts	6, Pittsburgh (9/9)	2, Akron (9/2)
Punting Avg.	50.0, Akron (9/2)	43.2, Pittsburgh (9/9)
Long Punt	56, Akron (9/2)	49, Pittsburgh (9/9)
Punts Inside 20	4, Pittsburgh (9/9)	0, Akron (9/2)
Long Punt Return	61, Akron (9/2)	16, Pittsburgh (9/9)

OPPONENT TEAM

	Highs	Lows
Rushes	45, Pittsburgh (9/9)	34, Akron (9/2)
Yards Rushing	155, Pittsburgh (9/9)	73, Akron (9/2)
Yards Per Rush	3.4, Pittsburgh (9/9)	2.1, Akron (9/2)
TD Rushes	1, Pittsburgh (9/9)	0, Akron (9/2)
Pass Attempts	41, Pittsburgh (9/9)	29, Akron (9/2)
Pass Completions	24, Pittsburgh (9/9)	14, Akron (9/2)
Yards Passing	187, Pittsburgh (9/9)	86, Akron (9/2)
Yards Per Completion	7.8, Pittsburgh (9/9)	3.0, Akron (9/2)
TD Passes	--	0, Twice: Last Pittsburgh (9/9)
Total Plays	86, Pittsburgh (9/9)	63, Akron (9/2)
Total Offense	342, Pittsburgh (9/9)	159, Akron (9/2)
Yards Per Play	4.0, Pittsburgh (9/9)	2.5, Akron (9/2)
Points	14, Pittsburgh (9/9)	0, Akron (9/2)
Sacks By	1, Pittsburgh (9/9)	0, Akron (9/2)
First Downs	24, Pittsburgh (9/9)	12, Akron (9/2)
Penalties	9, Akron (9/2)	6, Pittsburgh (9/9)
Penalty Yards	84, Akron (9/2)	55, Pittsburgh (9/9)
Turnovers	3, Pittsburgh (9/9)	1, Akron (9/2)
Interceptions By	1, Twice: Last Pittsburgh (9/9)	--
Punts	11, Akron (9/2)	5, Pittsburgh (9/9)
Punting Avg.	44.4, Pittsburgh (9/9)	39.5, Akron (9/2)
Long Punt	55, Pittsburgh (9/9)	47, Akron (9/2)
Punts Inside 20	2, Akron (9/2)	1, Pittsburgh (9/9)
Long Punt Return	13, Pittsburgh (9/9)	(-), Pittsburgh (9/9)



PARTICIPATION CHART

	GP/GS	AKRON	PITT	GSU	at Iowa	IND	at NW	MICH	at OSU	at MSU	RUT	NEB	at UMD
2 Allen, Marcus	2/2	ST	ST										
28 Apke, Troy	2/2	ST	ST										
90 Barbir, Alex	1/-	P	--										
26 Barkley, Saquon	2/2	ST	ST										
52 Bates, Ryan	2/2	ST	ST										
13 Blacknall, Saeed	2/-	P	P										
43 Bowen, Manny	2/2	ST	ST										
6 Brown, Cam	2/-	P	P										
19 Brown, Torrence	2/2	ST	ST										
97 Buchholz, Ryan	2/-	P	P										
40 Cabinda, Jason	2/2	ST	ST										
1 Campbell, Christian	2/2	ST	ST										
46 Castagna, Colin	2/-	P	P										
5 Castro-Fields, Tariq	2/-	P	P										
11 Charles, Irvin	2/-	P	P										
56 Chavis, Tyrell	2/-	P	P										
33 Cooper, Jake	1/-	P	--										
52 Cothran, Curtis	2/2	ST	ST										
41 Cothren, Parker	2/2	ST	ST										
95 Davis, Tyler	2/-	P	P										
7 Farmer, Koa	2/2	ST	ST										
16 Fessler, Billy	2/-	P	P										
71 Fries, Will	2/-	P	P										
51 Gellerstedt, Alex	2/-	P	P										
88 Gesicki, Mike	2/2	ST	ST										
93 Gillikin, Blake	2/-	P	P										
30 Givens, Kevin	2/-	P	P										
74 Gonzalez, Steven	2/2	ST	ST										
99 Gross-Matos, Yetur	2/-	P	P										
15 Haley, Grant	2/2	ST	ST										
5 Hamilton, DaeSean	2/2	ST	ST										
18 Holland, Jonathan	2/-	P	P										
96 Iyke, Immanuel	1/-	P	--										
36 Johnson, Jan	1/-	P	--										
84 Johnson, Juwan	2/2	ST	ST										
42 Jordan, Ellison	1/-	P	--										
70 Mahon, Brendan	2/2	ST	ST										
66 McGovern, Conner	2/2	ST	ST										
39 McPhearson, Josh	2/-	P	P										
14 McPhearson, Zech	1/-	P	--										
9 McSorley, Trace	2/2	ST	ST										
62 Menet, Michael	1/-	P	--										
9 Miller, Jarvis	2/-	P	P										
48 Miller, Shareef	2/2	ST	ST										
91 Monk, Ryan	1/-	P	--										
23 Monroe, Ayrton	1/-	--	P										
59 Nelson, Andrew	1/-	--	P										
21 Oruwariye, Amani	2/-	P	P										
89 Pancoast, Tom	2/-	P	P										
16 Petrishen, John	1/-	P	--										
10 Polk, Brandon	2/-	P	P										
6 Robinson, Andre	2/-	P	P										
24 Sanders, Miles	2/-	P	P										
4 Scott, Nick	2/-	P	P										
55 Shelton, Antonio	2/-	P	P										
34 Simmons, Shane	2/-	P	P										
64 Simpson, Zach	2/-	P	P										
47 Smith, Brandon	2/-	P	P										
2 Stevens, Tommy	2/-	P	P										
17 Taylor, Garrett	2/-	P	P										
3 Thompkins, DeAndre	2/2	ST	ST										
18 Toney, Shaka	2/-	P	P										
9 Vasey, Kyle	2/-	P	P										
5 Vranic, Jason	1/-	P	--										
38 Wade, Lamont	2/-	P	P										
54 Windsor, Robert	2/-	P	P										
77 Wright, Chasz	2/2	ST	ST										



OVERALL TEAM STATISTICS

Team Statistics	PSU	OPP
SCORING	85	14
Points Per Game	42.5	7.0
Points Off Turnovers	14	0
FIRST DOWNS	38	36
Rushing	13	16
Passing	21	18
Penalty	4	2
RUSHING YARDAGE	395	228
Yards gained rushing	439	306
Yards lost rushing	44	78
Rushing Attempts	58	79
Average Per Rush	6.8	2.9
Average Per Game	197.5	114.0
TDs Rushing	5	1
PASSING YARDAGE	486	273
Comp-Att-Int	36-59-2	38-70-3
Average Per Pass	8.2	3.9
Average Per Catch	13.5	7.2
Average Per Game	243.0	136.5
TDs Passing	5	0
TOTAL OFFENSE	881	501
Total Plays	117	149
Average Per Play	7.5	3.4
Average Per Game	440.5	250.5
KICK RETURNS: #-Yards	3-70	6-110
PUNT RETURNS: #-Yards	8-161	3-0
INT RETURNS: #-Yards	3-43	2-2
KICK RETURN AVERAGE	23.3	18.3
PUNT RETURN AVERAGE	20.1	0.0
INT RETURN AVERAGE	14.3	1.0
FUMBLES-LOST	1-0	2-1
PENALTIES-Yards	6-60	15-139
Average Per Game	30.0	69.5
PUNTS-Yards	8-359	16-657
Average Per Punt	44.9	41.1
Net punt average	42.4	31.0
KICKOFFS-Yards	15-945	6-387
Average Per Kick	63.0	64.5
Net kick average	44.0	40.3
TIME OF POSSESSION/Game	25:35	34:25
3RD-DOWN Conversions	7/21	9/34
3rd-Down Pct	33%	26%
4TH-DOWN Conversions	1/2	3/4
4th-Down Pct	50%	75%
SACKS BY-Yards	8-50	1-7
MISC YARDS	0	0
TOUCHDOWNS SCORED	11	1
FIELD GOALS-ATTEMPTS	2-3	2-2
ON-SIDE KICKS	0-0	0-0
RED-ZONE SCORES	(9-10) 90%	(3-4) 75%
RED-ZONE TOUCHDOWNS	(8-10) 80%	(1-4) 25%
PAT-ATTEMPTS	(11-11) 100%	(0-0) 0%
ATTENDANCE	211582	0
Games/Avg Per Game	2/105791	0/0
Neutral Site Games		0/0

Score by Quarters	1st	2nd	3rd	4th	OT	Total
Penn State	28	21	17	19	0	85
Opponents	0	3	3	8	0	14



OVERALL INDIVIDUAL STATISTICS

Rushing	gp-gs	att	gain	loss	net	avg	td	lg	avg/g
Barkley, Saquon	2-2	28	275	15	260	9.3	3	80	130.0
McSorley, Trace	2-2	20	129	16	113	5.7	1	36	56.5
Stevens, Tommy	2-0	4	17	1	16	4.0	1	7	8.0
Sanders, Miles	2-0	2	16	3	13	6.5	0	16	6.5
Robinson, Andre	2-0	2	2	5	-3	-1.5	0	2	-1.5
TEAM	2-0	2	0	4	-4	-2.0	0	0	-2.0
Total	2	58	439	44	395	6.8	5	80	197.5
Opponents	2	79	306	78	228	2.9	1	32	114.0

Passing	gp-gs	effic	comp-att-int	pct	yds	td	lg	avg/g
McSorley, Trace	2-2	156.22	33-53-2	62.3	444	5	46	222.0
Stevens, Tommy	2-0	108.80	3-6-0	50.0	42	0	26	21.0
Total	2	151.40	36-59-2	61.0	486	5	46	243.0
Opponents	2	78.47	38-70-3	54.3	273	0	30	136.5

Receiving	gp-gs	no.	yds	avg	td	lg	avg/g
Gesicki, Mike	2-2	10	97	9.7	4	35	48.5
Barkley, Saquon	2-2	7	99	14.1	1	46	49.5
Hamilton, DaeSean	2-2	6	119	19.8	0	29	59.5
Johnson, Juwan	2-2	5	88	17.6	0	33	44.0
Thompkins, DeAndre	2-2	3	41	13.7	0	15	20.5
Polk, Brandon	2-0	2	22	11.0	0	18	11.0
Stevens, Tommy	2-0	2	8	4.0	0	7	4.0
Pancoast, Tom	2-0	1	12	12.0	0	12	6.0
Total	2	36	486	13.5	5	46	243.0
Opponents	2	38	273	7.2	0	30	136.5

Punt Returns	no.	yds	avg	td	lg
Thompkins, DeAndre	7	158	22.6	1	61
Apke, Troy	1	3	3.0	0	3
Total	8	161	20.1	1	61
Opponents	3	0	0.0	0	13

Interceptions	no.	yds	avg	td	lg
Oruwariye, Amani	1	0	0.0	0	0
Apke, Troy	1	1	1.0	0	1
Haley, Grant	1	42	42.0	0	42
Total	3	43	14.3	0	42
Opponents	2	2	1.0	0	2

Kick Returns	no.	yds	avg	td	lg
Barkley, Saquon	3	70	23.3	0	32
Total	3	70	23.3	0	32
Opponents	6	110	18.3	0	24

Fumble Returns	no.	yds	avg	td	lg
Total	0	0	0.0	0	0
Opponents	0	0	0.0	0	0



OVERALL INDIVIDUAL STATISTICS

Scoring	td	fg	PAT				dpx	saf	pts
			kick	rush	rcv	pass			
Barkley, Saquon	4	-	-	-	-	-	-	24	
Gesicki, Mike	4	-	-	-	-	-	-	24	
Davis, Tyler	-	2-3	11-11	-	-	-	-	17	
Stevens, Tommy	1	-	-	-	-	-	-	6	
Thompkins, DeAndre	1	-	-	-	-	-	-	6	
McSorley, Trace	1	-	-	-	-	-	-	6	
Allen, Marcus	-	-	-	-	-	-	1	2	
Total	11	2-3	11-11	-	-	-	1	85	
Opponents	1	2-2	-	-	1	1-1	-	14	

Total Offense	g	plays	rush	pass	total	avg/g
McSorley, Trace	2	73	113	444	557	278.5
Barkley, Saquon	2	28	260	0	260	130.0
Stevens, Tommy	2	10	16	42	58	29.0
Sanders, Miles	2	2	13	0	13	6.5
Robinson, Andre	2	2	-3	0	-3	-1.5
TEAM	2	2	-4	0	-4	-2.0
Total	2	117	395	486	881	440.5
Opponents	2	149	228	273	501	250.5

Field Goals	fg	pct.	01-19	20-29	30-39	40-49	50-99	lg	blk
Davis, Tyler	2-3	66.7	0-0	1-1	0-1	1-1	0-0	47	0

FG Sequence	Penn State	Opponents
Akron	39,(47)	-
Pitt	(24)	(28),(24)

Numbers in (parentheses) indicate field goal was made.

Punting	no.	yds	avg	lg	tb	fc	i20	50+	blk
Gillikin, Blake	8	359	44.9	56	1	2	4	1	0
Total	8	359	44.9	56	1	2	4	1	0
Opponents	16	657	41.1	54	0	4	3	1	0

Kickoffs	no.	yds	avg	tb	ob	retn	net	ydln
Davis, Tyler	13	832	64.0	7	1			
Barbir, Alex	2	113	56.5	0	1			
Total	15	945	63.0	7	2	18.3	44.0	21
Opponents	6	387	64.5	3	0	23.3	40.3	24

All Purpose	g	rush	rcv	pr	kr	ir	total	avg/g
Barkley, Saquon	2	260	99	0	70	0	429	214.5
Thompkins, DeA	2	0	41	158	0	0	199	99.5
Hamilton, DaeS	2	0	119	0	0	0	119	59.5
McSorley, Trace	2	113	0	0	0	0	113	56.5
Gesicki, Mike	2	0	97	0	0	0	97	48.5
Johnson, Juwan	2	0	88	0	0	0	88	44.0
Haley, Grant	2	0	0	0	0	42	42	21.0
Stevens, Tommy	2	16	8	0	0	0	24	12.0
Polk, Brandon	2	0	22	0	0	0	22	11.0
Sanders, Miles	2	13	0	0	0	0	13	6.5
Pancoast, Tom	2	0	12	0	0	0	12	6.0
Apke, Troy	2	0	0	3	0	1	4	2.0
Robinson, Andre	2	-3	0	0	0	0	-3	-1.5
TEAM	2	-4	0	0	0	0	-4	-2.0
Total	2	395	486	161	70	43	1155	577.5
Opponents	2	228	273	0	110	2	613	306.5

OVERALL DEFENSIVE STATISTICS

##	Defensive Leaders	gp-gs	Tackles				tfl/yds	Sacks no-yds	Pass defense			Fumbles		blkd	
			ua	a	tot				int-yds	brup	qbh	rcv-yds	ff	kick	saf
2	Allen, Marcus	2-2	9	6	15	1.5-5	.	.	2	1
40	Cabinda, Jason	2-2	4	7	11
4	Scott, Nick	2-0	4	6	10	0.5-1
7	Farmer, Koa	2-2	4	6	10	2.0-5	1.0-4
43	Bowen, Manny	2-2	4	5	9	0.5-1	.	.	1	1
28	Apke, Troy	2-2	4	4	8	.	.	1-1	.	1
54	Windsor, Robert	2-0	2	4	6	1.5-10	1.0-9	.	.	.	1-0	1	.	.	.
6	Brown, Cam	2-0	3	3	6	1.0-4	.	.	.	1
21	Oruwariye, Amani	2-0	4	2	6	.	.	1-0	2
19	Brown, Torrence	2-2	.	6	6	1.0-1	.	.	1
1	Campbell, Christian	2-2	3	3	6	0.5-1	.	.	4
97	Buchholz, Ryan	2-0	4	2	6	1.5-9	1.0-8	.	.	1	.	1	.	.	.
15	Haley, Grant	2-2	4	1	5	1.0-9	1.0-9	1-42	1
47	Smith, Brandon	2-0	.	5	5	1.0-2
9M	Miller, Jarvis	2-0	3	2	5	1.0-1	1.0-1
52	Cothran, Curtis	2-2	.	5	5	1.0-3	0.5-2
56	Chavis, Tyrell	2-0	2	3	5	3.0-7	0.5-2
48	Miller, Shareef	2-2	2	2	4	3.0-19	2.0-15	.	.	1
18	Toney, Shaka	2-0	1	2	3	1.5-3
17	Taylor, Garrett	2-0	2	1	3	.	.	.	1
38	Wade, Lamont	2-0	2	1	3
41	Cothren, Parker	2-2	.	3	3	0.5-1	.	.	.	1
99	Gross-Matos, Yetur	2-0	2	1	3	1
36	Johnson, Jan	1-0	2	.	2
30	Givens, Kevin	2-0	.	2	2	0.5-1
39	McPhearson, Josh	2-0	1	1	2
33	Cooper, Jake	1-0	1	1	2
11	Charles, Irvin	2-0	1	.	1
46	Castagna, Colin	2-0	.	1	1
95	Davis, Tyler	2-0	1	.	1
88	Gesicki, Mike	2-2	1	.	1
34	Simmons, Shane	2-0	.	1	1	0.5-1
16	Petrishen, John	1-0	.	1	1
91	Monk, Ryan	1-0	.	1	1
96	Iyke, Immanuel	1-0	.	1	1
14	McPhearson, Zech	1-0	1	.	1
42	Jordan, Ellison	1-0	.	1	1
13	Blacknall, Saeed	2-0	.	1	1
5C	Castro-Fields, Tariq	2-0	.	1	1
Total		2	71	92	163	23-84	8-50	3-43	12	7	1-0	2	.	.	1
Opponents		2	71	26	97	13-56	1-7	2-2	2	4	.	1	.	.	.