

# NORTHWESTERN BASKETBALL

GAME 32 • THURSDAY, MARCH 1 • 5:30 P.M. CT • NEW YORK, N.Y. • MADISON SQUARE GARDEN (19,812)

## 2017-18 SCHEDULE & RESULTS

Overall: 15-16 | BIG: 6-12  
Home: 11-6 | Away: 3-9 | Neutral: 1-1

DATE	OPPONENT	TIME/RESULT
Nov. 10	Loyola (Md.)	W, 79-75
Nov. 13	Saint Peter's	W, 75-66
Nov. 15	Creighton ♦	L, 92-88
Nov. 18	vs. La Salle ✓	W, 82-74
Nov. 19	vs. Texas Tech ✓	L, 85-49
Nov. 24	Sacred Heart	W, 81-50
Nov. 28	at Georgia Tech ▲	L, 52-51
Dec. 1	Illinois *	W, 72-68 (OT)
Dec. 3	Purdue *	L, 74-69
Dec. 11	Chicago State	W, 96-31
Dec. 14	Valparaiso	W, 84-50
Dec. 16	at DePaul	W, 62-60
Dec. 19	Lewis	W, 85-48
Dec. 22	at #17/17 Oklahoma	L, 104-78
Dec. 30	Brown	W, 95-73
Jan. 2	Nebraska *	L, 70-55
Jan. 5	at Penn State *	L, 78-63
Jan. 10	Minnesota *	W, 83-60
Jan. 14	at Indiana *	L, 66-46
Jan. 17	#22/22 Ohio State *	L, 71-65
Jan. 20	Penn State *	W, 70-61
Jan. 23	at Minnesota *	W, 77-69
Jan. 29	at #24/25 Michigan *	L, 58-47
Feb. 1	at Wisconsin *	W, 60-52
Feb. 6	#20/20 Michigan *	W, 61-52
Feb. 10	at Maryland *	L, 73-57
Feb. 13	at Rutgers *	L, 67-58 (OT)
Feb. 17	#2/1 Michigan State *	L, 65-60
Feb. 19	Maryland *	L, 71-64
Feb. 22	Wisconsin *	L, 70-64
Feb. 25	at Iowa *	L, 77-70
March 1	vs. Penn State X	5:30 p.m.
March 2	vs. #13/14 Ohio State (if win 3/1) X	5:30 p.m.

All times Central

Home games in bold

▲ Big Ten/ACC Challenge

♦ Gavitt Games

✓ Basketball Hall of Fame Tip-Off (Uncasville, Conn.)

X Big Ten Tournament (New York, N.Y.)

\* Big Ten game

**NORTHWESTERN WILDCATS**  
2017-18 Record: 15-16, 6-12 B1G  
Conference: Big Ten  
Ranking: N/A  
Head Coach: Chris Collins  
Record at NU: 88-76 (5th Year)  
Overall Record: 88-76 (5th Year)

**PENN STATE NITTANY LIONS**  
2017-18 Record: 19-12, 9-9 B1G  
Conference: Big Ten  
Ranking: N/A  
Head Coach: Patrick Chambers  
Record at PSU: 106-121 (7th Year)  
Overall Record: 148-149 (9th Year)

**GAMEDAY INFORMATION**  
TV: BTN and BTN2Go (Kevin Kugler, Shon Morris and Rick Pizzo)  
Radio: 720 WGN, Sirius 134, XM 195 (Dave Eanet and Joey Meyer)  
Live Stats: NUSports.com  
Twitter: @NUMensBball

## THE OPENING TIP...


• Northwestern and Penn State are meeting in the Big Ten tournament for the fourth time. The Wildcats have won two of the previous three matchups, though the teams are squaring off in the tourney for the first time since 2006.

• The winner of Thursday's contest advances to the quarterfinal round where it will square off against second-seeded Ohio State.

• Northwestern reached the semifinal round of the Big Ten tournament for the first time a year ago, defeating Rutgers, 83-61, in the second round before upsetting Maryland, 72-64, in the quarterfinals.

• The Wildcats had a pair of players earn All-Big Ten recognition as senior guard **Bryant McIntosh** and junior center **Dererk Pardon** were named honorable mention picks of the league's media members.

## NORTHWESTERN PREVIOUS GAME STARTERS




**BRYANT MCINTOSH**  
Sr. • G • 6-3  
Greensburg, Ind.



**ANTHONY GAINES**  
Fy. • G • 6-4  
Kingston, N.Y.



**SCOTTIE LINDSEY**  
Sr. • G • 6-5  
Hillside, Ill.



**GAVIN SKELLY**  
Sr. • F • 6-8  
Westlake, Ohio



**DERERK PARDON**  
Jr. • C • 6-8  
Cleveland, Ohio



## Northwestern vs. Penn State Series Information



### 2017-18 Season Statistics

69.2	Points Per Game	75.3
66.5	Opponent Points Per Game	66.8
+2.7	Scoring Margin	+8.4
32.9	Rebounds Per Game	35.5
+0.5	Rebounding Margin	+2.7
.427	Field Goal Percentage	.470
.440	Opponent Field Goal Percentage	.424
.357	3-Pt FG Percentage	.378
.353	Opponent 3-Pt FG Percentage	.345
.750	Free Throw Percentage	.687
14.1	Assists Per Game	13.9
4.2	Blocks Per Game	5.4
5.0	Steals Per Game	7.6
+1.1	Turnover Margin	+1.5

### Of Note:

• Northwestern and Penn State split their two regular-season meetings. The Nittany Lions won 78-63 Jan. 5 in University Park before the Wildcats posted a 70-61 victory Jan. 20 in Rosemont. NU held PSU without a field goal over the final 10:37 in winning the rematch. **Vic Law** paced Northwestern with 18 points.

## FOLLOW THE #BIGCATS



@NUMensBball  
@coach\_collins  
@NU\_Sports



facebook.com/northwesternmbb



numensbball  
nu\_sports

# 2018 BIG TEN MEN'S BASKETBALL TOURNAMENT

FEB 28-MARCH 4 • MADISON SQUARE GARDEN • NEW YORK CITY



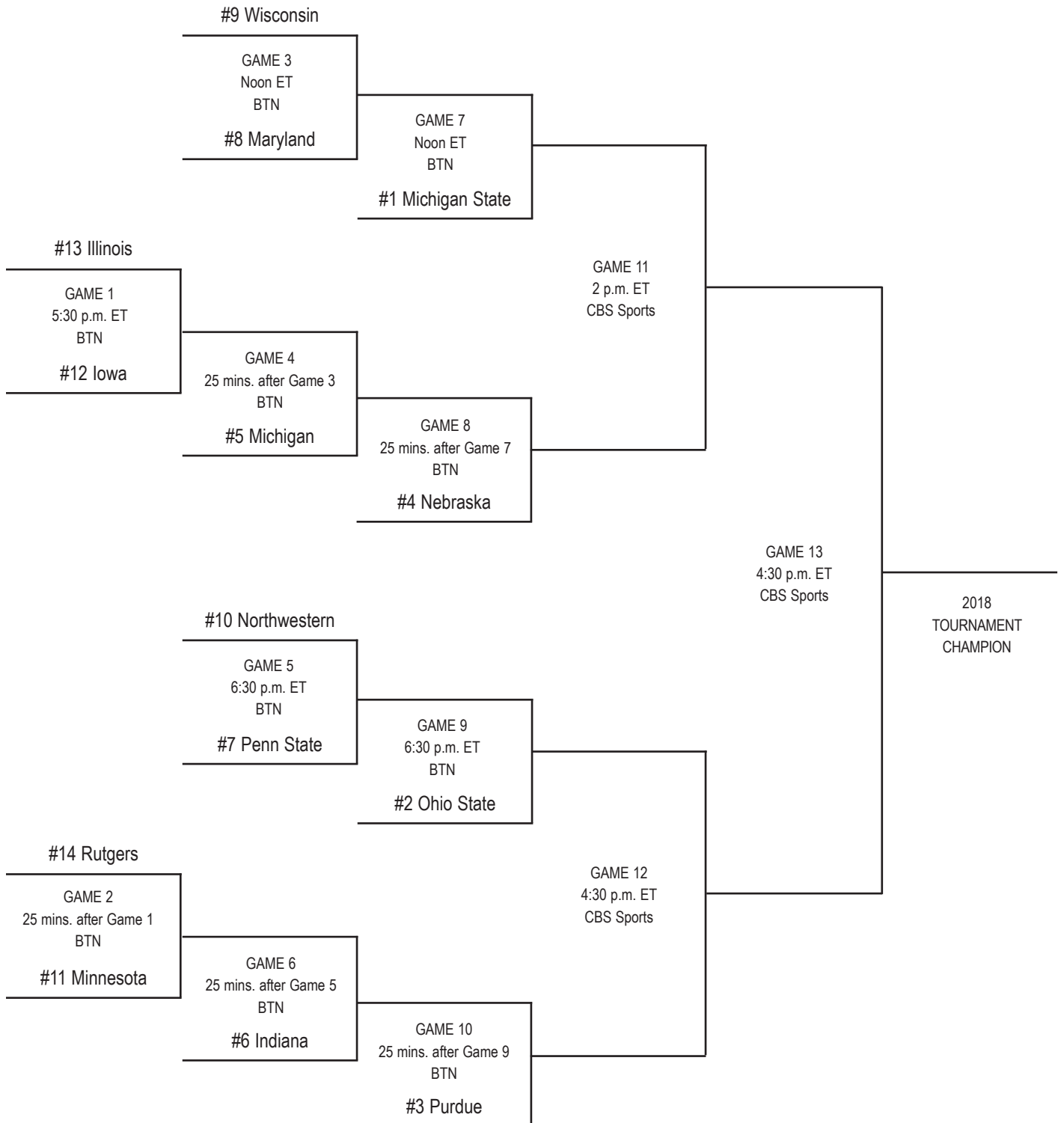
WED., FEB. 28

THURS., MARCH 1

FRI., MARCH 2

SAT., MARCH 3

SUN., MARCH 4



**SCOUTING PENN STATE**

The Nittany Lions (19-12, 9-9 B1G) tied Indiana for sixth place during the regular season but have dropped their last three contests, most recently falling 76-64 at Nebraska on Sunday. Tony Carr led Penn State with 27 points. A first-team All-Big Ten selection, Carr leads the Big Ten with an average of 19.9 points per game while ranking third with a .458 3-point field goal percentage and fifth with an average of 4.8 assists per game. Josh Reaves ranks first in the Big Ten with an average of 2.4 steals per contest and Shep Garner is tops with 2.8 3-point field goals per game.

**NORTHWESTERN AND PENN STATE IN THE BIG TEN TOURNAMENT**

The Wildcats and Nittany Lions have met three previous times in the Big Ten tournament, but not since 2006. Northwestern has won two of the three meetings. The better seed has won all three matchups. NU set a Big Ten tournament record with 22 steals, including an individual record 8 by Jitum Young, in a 57-52 win March 11, 2004.

**Northwestern/Penn State Big Ten Tournament Matchups**

- #8 Northwestern 54, #9 Penn State 44—March 4, 1999 (Chicago)
- #6 Northwestern 57, #11 Penn State 52—March, 11, 2004 (Indianapolis)
- #8 Penn State 60, #9 Northwestern 42—March 7, 2006 (Indianapolis)

**MCINTOSH, PARDON EARN ALL-BIG TEN RECOGNITION**

Senior guard **Bryant McIntosh** and junior center **Dererk Pardon** both earned postseason recognition Feb. 26 when they were named honorable mention All-Big Ten as selected by the league's media members. McIntosh was an honorable mention pick as a sophomore before earning second-team accolades a year ago as a junior. This is the first All-Big Ten honor for Pardon.

**LINDSEY LIGHTS IT UP**

Senior guard **Scottie Lindsey** enters the Big Ten tournament on a hot streak. In Northwestern's last two games, Lindsey tallied 26 points vs. Wisconsin last Thursday before scoring a career-best 32 points at Iowa on Sunday. He went 9-of-11 from 3-point range vs. the Hawkeyes with the nine triples tying Craig Moore and John Shurna for the Northwestern single-game record. The nine makes rank as a tie for the third most ever in a Big Ten game trailing only the 11 made by Michigan State's Bryn Forbes vs. Rutgers and 10 by Ohio State's Jon Diebler vs. Penn State. The total also tied a Carver-Hawkeye Arena record.

**Most Points in Consecutive Games by Northwestern Player (Last 10 Years)**

- 59—John Shurna (2011-12)
- 58—**Scottie Lindsey (2017-18)**
- 56—John Shurna (2009-10)
- 55—Drew Crawford (2011-12)

**BACK IN THE NEW YORK GROOVE**

NU is playing at Madison Square Garden for the first time since the 2010-11 season when it participated in the MSG Holiday Festival. The Wildcats defeated St. Francis (N.Y.), 92-61, before falling to St. John's, 85-69. Northwestern did play in New York a year ago, participating in the Legends Classic at Barclays Center in Brooklyn. The 'Cats defeated 22nd-ranked Texas, 77-58, before falling to Notre Dame, 70-66, in the championship game.

**NOT FAR OFF**

Though Northwestern's record may not be where it would like it to be this season, the Wildcats haven't been far off from having a much more successful campaign. Seven of NU's Big Ten losses were by either seven points or less or in overtime, including each of the last five. Northwestern played each of the top three teams in the conference (Michigan State, Ohio State, Purdue) once with all three of the losses decided by six points or less.

**WINNING WAYS**

Northwestern has posted at least six Big Ten wins in each of Chris Collins' five seasons as head coach. The only other time NU has won at least six league games over at least five straight years was a seven-year span from 1928-34 that included a pair of Big Ten championships. The Wildcats posted school records of 24 overall wins and 21 regular-season wins in 2016-17 after posting what was then a record 20 regular-season wins the prior season. The previous regular-season best was 19 wins during the 2009-10 season.

**BEG YOUR PARDON**

Junior center **Dererk Pardon** ranks third in the Big Ten with a .623 field goal percentage this season and is NU's all-time leader with a .623 career field goal percentage. The career mark ranks 12th in the nation among all active Division I players. Pardon made all eight of his field goal attempts in the team's win at Wisconsin Feb. 1, Northwestern's first perfect effort from the field with at least seven attempts since Vince Scott went 7-for-7 against Loyola (Md.) Dec. 27, 2006. Pardon posted a season-high 15 boards against Nebraska Jan. 2. His 11 offensive rebounds against the Cornhuskers are tied for the second most by a Division I player in a game this season, trailing only the 12 by Hofstra's Rokas Gustys against Siena Nov. 25.

**Northwestern Single-Season Field Goal Percentage**

<b>Dererk Pardon (2017-18)</b>	<b>.623</b>
Evan Eschmeyer (1996-97)	.613
Dererk Pardon (2016-17)	.611
Evan Eschmeyer (1997-98)	.610

**RETURN OF THE MAC**

Now in his senior season, guard **Bryant McIntosh** already has left his mark on Northwestern. His 694 career assists are a school record and rank third among all active players in the nation. He holds the top two single-season assist totals in school history. After posting a school-record 213 assists as a sophomore, McIntosh had 188 assists in 2016-17. McIntosh currently ranks sixth in school history with 1,676 career points. He is the only Big Ten player over the last 25 years to post 1,340 points and 550 assists through his first three collegiate seasons.

**At Least 1,600 Points and 675 Assists (Big Ten History)**

	<b>Points</b>	<b>Assists</b>
Gary Grant, Michigan (1985-88)	2,222	731
Demetri McCamey, Illinois (2008-11)	1,718	733
<b>Bryant McIntosh, Northwestern (2015-pres.)</b>	<b>1,676</b>	<b>694</b>

**NCAA Division I Active Career Assist Leaders**

Emmett Naar, St. Mary's (Calif.)	784
Erick Neal, UT Arlington	735
<b>Bryant McIntosh, Northwestern</b>	<b>694</b>
Jordan McLaughlin, USC	685

**All-Time Big Ten Career Assist Leaders**

4. Gary Grant, Michigan	731
<b>5. Bryant McIntosh, Northwestern</b>	<b>694</b>
Aaron Craft, Ohio State	694

**LINDSEY JOINS THE COMMA CLUB**

Senior guard **Scottie Lindsey** became the 35th player in NU history to eclipse 1,000 points in his career when he reached the milestone in a 95-73 victory over Brown Dec. 30. Lindsey currently has 1,258 career points (19th in school history) and leads the team with an average of 15.3 points per contest this season.

**A DISH TO PASS**

**Bryant McIntosh** put together a memorable performance in the team's Jan. 10 home win over Minnesota. McIntosh handed out a school-record 16 assists in the game without committing a turnover, making him the first Division I player since 2005 to not commit a turnover while handing out at least 16 assists. The assist total bested the previous school single-game mark of 14 by Patrick Baldwin against Youngstown State Dec. 5, 1992. McIntosh has handed out 10 or more assists in a game six times in his career, something no other Wildcat has done more than twice.

**ONE FOR THE RECORD BOOKS**

- NU's 96-31 victory over Chicago State Dec. 11 was notable on many levels:
- The 65-point margin of victory is the largest ever by NU. The previous best was 57 in a 77-20 win over University of Chicago Jan. 14, 1944.
- Chicago State's 31 points are just one more than the low by a Northwestern opponent since 1944. Oakland scored 30 points in a 68-30 loss to NU Nov. 21, 1998. The 31 points are the fewest by a Division I team this season.
- The 'Cats led 55-8 at halftime. The eight points are the fewest by an NU foe in a half during the shot clock era.
- Chicago State's 8 field goals rank as a tie for the fewest by a Division I team in a game over the last four years.

**SUCCESS ACROSS THE BOARD**

With Northwestern earning a preseason national ranking as well as being ranked in the first weekly Associated Press poll and the Wildcats' football program appearing in the College Football Playoff Rankings, this season marked the first time that both programs have been nationally ranked at the same time. The football program concluded its season with eight straight wins and capped a 10-3 campaign with a win in the Music City Bowl.

**SCINTILLATING FROM THE STRIPE**

Northwestern ranks second in the Big Ten with a .750 team free throw percentage. The Wildcats were nearly perfect from the free throw line against Saint Peter's on Nov. 13. NU hit on 23 of its 24 attempts from the charity stripe. The .958 percentage is the seventh-best effort in school history (minimum 15 attempts) and the top performance with only one miss.

**SCINTILLATING FROM THE STRIPE, PART 2**

**Bryant McIntosh** has been nearly automatic from the free throw line during his career. He converted on each of his first 20 attempts this season before finally missing once against Illinois Dec. 1. McIntosh's career free throw percentage of .852 ranks second in program history behind only Jeff Grose (.862). In Big Ten play, **Scottie Lindsey** connected on 37 of his 42 attempts (.881).

**CRASHING THE GLASS**

Northwestern was dominant on the glass in a Jan. 10 home win over Minnesota. The Wildcats finished with a 45-26 rebounding advantage. The +19 margin was the team's largest since out-rebounding Rutgers, 45-25, Feb. 27, 2016. Northwestern surrendered only 16 rebounds to Saint Peter's Nov. 13, the fewest by a Northwestern opponent in over 25 years.

**BLOCK PARTY**

NU was swatting shots left and right in the team's season-opening win over Loyola (Md.) Nov. 10. The 'Cats posted 12 blocked shots in the game which rank as a tie for the second-best single-game effort in program history. **Derek Pardon** and **Vic Law** led the way with three blocks apiece. The school record for blocked shots by the team is 15 achieved at Rutgers Jan. 12, 2017. Pardon's 56 blocked shots in 2017-18 are three shy of Alex Olah's top single-season mark (59; 2014-15) in school history since blocked shots became an official statistic in 1986.

**Northwestern Single-Season Blocked Shots (Since 1986)**

Alex Olah (2014-15)	59
Alex Olah (2013-14)	58
<b>Derek Pardon (2017-18)</b>	<b>56</b>
John Shurna (2011-12)	55
Derek Pardon (2016-17)	50

**WILDCATS EARN PRESEASON NATIONAL RANKINGS**

Northwestern opened the season ranked in the preseason Associated Press and USA TODAY Coaches polls. The Wildcats were ranked No. 19 by the AP and No. 20 by the coaches. It is the first time that NU is ranked in the AP preseason poll. The team was ranked No. 25 Jan. 30 of last season, their first top-25 AP ranking in seven years. This is the first time that Northwestern has ever been ranked at any time in the Coaches Poll.

**QUARTET SERVING AS TEAM CAPTAINS**

Four individuals are serving as team captains for the 2017-18 season. Senior guards **Scottie Lindsey** and **Bryant McIntosh**, redshirt junior forward **Vic Law** and junior center **Derek Pardon** are serving in the leadership role for the Wildcats. All four are returning starters. This is the first time that Northwestern has had four individuals be team captains.

**MCINTOSH, LINDSEY TABBED PRESEASON ALL-BIG TEN**

Northwestern senior guards **Scottie Lindsey** and **Bryant McIntosh** each were named to the 10-member Preseason All-Big Ten Team. NU is one of three schools to have two individuals named to the squad, joining Michigan State and Minnesota. Both Lindsey and McIntosh were All-Big Ten selections in 2016-17. McIntosh was one of three unanimous selections to the team, joining Michigan State's Miles Bridges and Wisconsin's Ethan Happ.

**RETURNING ALL-BIG TEN HONOREES**

Three Northwestern players earned All-Big Ten recognition a year ago. Guard **Bryant McIntosh** was a consensus second-team all-league pick, while **Scottie Lindsey** was named by the league's head coaches to the third team

and honorable mention by the media. In addition, **Vic Law** was selected by the coaches to the five-member All-Defensive Team. It's the first time NU has had two All-Big Ten picks in the same years since John Shurna and Drew Crawford in 2012. Law was the first Wildcat to be named to the All-Defensive Team since Jeremy Nash in 2010. McIntosh was a Big Ten All-Freshman Team selection in 2015 and was a consensus honorable mention All-Big Ten pick as a sophomore.

**MCINTOSH NAMED TO PRESEASON WATCH LISTS**

Senior guard **Bryant McIntosh** was named to a trio of prestigious preseason watch lists. He is one of 50 individuals named to the Naismith Award and Wooden Award watch lists which honor the nation's top player. He also is one of 20 individuals named to the watch list for the 2018 Bob Cousy Award presented to the nation's top point guard. A year ago, McIntosh averaged 5.4 assists per game in Big Ten play making him the first Northwestern player to lead the league in the category.

**HOME AWAY FROM HOME**

Northwestern is playing all of its home games at Allstate Arena in Rosemont, Illinois, this season due to Welsh-Ryan Arena undergoing a complete \$110 million renovation. More information on the project can be found on page 7 of this notes packet.

**MCINTOSH NAMED CANDIDATE FOR SENIOR CLASS AWARD**

Senior guard **Bryant McIntosh** is one of 30 national candidates for the Senior CLASS Award. To be eligible for the award, a student-athlete must be classified as an NCAA Division I senior and have notable achievements in four areas of excellence: community, classroom, character and competition. An acronym for Celebrating Loyalty and Achievement for Staying in School®, the Senior CLASS Award focuses on the total student-athlete and encourages students to use their platform in athletics to make a positive impact as leaders in their communities. McIntosh is the lone Big Ten player named a candidate for the honor.

**IVANAUSKAS, ASH TO MISS REMAINDER OF 2017-18 SEASON**

Northwestern redshirt first-year forward **Rapolas Ivanauskas** underwent shoulder surgery Dec. 8 and will miss the remainder of the 2017-18 season. He was limited to three appearances and 11 minutes of action this season. Ivanauskas also sat out the 2016-17 season due to shoulder surgery. Meanwhile, junior guard Jordan Ash has been shut down for the season due to a knee injury. He had appeared in each of the team's first 24 games, including making five starts, prior to having his season come to an end.

**DONLON JOINS STAFF AS ASSISTANT COACH**

**Billy Donlon** is in his first season as an assistant coach on Northwestern's staff after spending the 2016-17 season as an assistant at Michigan. Donlon previously served as the head coach at Wright State. Like head coach **Chris Collins**, Donlon is a graduate of nearby Glenbrook North High School in Northbrook, Illinois, where both individuals were coached by current NU assistant **Brian James**. Donlon's father, Bill, was an assistant coach at Northwestern under head coach Bill Foster from 1986-93.

**GUYTON NAMED DIRECTOR OF PLAYER DEVELOPMENT**

**A.J. Guyton** has joined NU as the program's director of player development. Guyton joins the Wildcats after spending last season as an assistant coach of the Windy City Bulls of the NBA G League. A 2000 graduate of Indiana University, Guyton earned Big Ten Player of the Year and consensus first-team All-America honors his senior year. A three-time team MVP, he earned second-team All-Big Ten recognition and was the Big Ten Freshman of the Year in 1997 before earning first-team all-conference accolades in 1998 and 2000.

**NORTHWESTERN INKS STELLAR RECRUITING CLASS**

Four individuals have signed National Letters of Intent to join the Northwestern men's basketball program for the 2018-19 season Sullivan-Ubben head men's basketball coach Chris Collins announced Wednesday, Nov. 8. Jordan Lathon (Grandview, Mo./Grandview), Miller Kopp (Houston, Texas/Houston Christian), Pete Nance (Akron, Ohio/Revere) and Ryan Young (Stewartsville, N.J./Bethlehem (Pa.) Catholic) comprise the highly regarded quartet that will matriculate to Evanston next year. The group is rated as the No. 21 recruiting class in the nation by 247Sports and No. 25 by Rivals.com.

## QUICK FACTS

### NORTHWESTERN UNIVERSITY

Location: .....Evanston, Ill.  
 Founded: .....1851  
 Enrollment: .....8,367  
 President: .....Morton O. Schapiro  
 Home Facility: .....Allstate Arena (16,500)  
 Nickname: .....Wildcats  
 Color: .....Purple  
 Conference: .....Big Ten  
 Director of Athletics: .....Jim Phillips  
 Senior Woman Administrator: .....Janna Blais  
 Faculty Athletics Rep.: .....Robert Gundlach

### MEN'S BASKETBALL FACTS

Sullivan-Ubben Head Coach: .....Chris Collins  
 Alma Mater, Year: .....Duke, '96  
 Record at NU (Years): .....88-76 (5th yr.)  
 Overall Record (Years): .....88-76 (5th yr.)  
 Assistant Coach: .....Brian James  
 Alma Mater, Year: .....Illinois State, '77  
 Assistant Coach: .....Billy Donlon  
 Alma Mater, Year: .....UNC Wilmington, '99  
 Assistant Coach: .....Armon Gates  
 Alma Mater, Year: .....Kent State, '06  
 Director of Player Development .....A.J. Guyton  
 Director of Operations: .....Chris Lauten  
 Asst. Dir. of Operations: .....Tad Glibert  
 Basketball Athletic Trainer: .....Jen Tymkew  
 Sports Performance: .....Mike Schweigert  
 Program Assistant .....Jenifer Marr

2016-17 Overall Record: .....24-12  
 Conference Record (Finish): .....10-8 (t-5th)  
 Starters Returning/Lost: .....4/1  
 Letterwinners Returning/Lost: .....10/2

### ATHLETIC COMMUNICATIONS

Assoc. Dir./MBB Contact .....Nick Brilowski  
 Office Phone .....(847) 467-3831  
 Cell Phone .....(847) 239-4127  
 E-mail .....brilowski@northwestern.edu  
 Asst. Director/Sec. MBB Contact .....Ray O'Connell  
 Office Phone .....(847) 467-3418  
 Cell Phone .....(773) 550-0128  
 E-mail .....raymond.oconnell@northwestern.edu  
 Official Web Site .....NUSports.com  
 Asst. AD for Athletic Comm. ....Paul Kennedy  
 Dir. of Digital and Social Comm. ....Doug Meffley  
 Associate Director .....Kyle Kelley  
 Assistant Director .....Carsten Parmenter  
 Assistant Director .....Preston Michelson  
 Sr. Exec. Director of Broadcast Ops .....Rob Coons  
 Program Assistant .....Jocelyn Serranilla

## SULLIVAN-UBBEN HEAD COACH CHRIS COLLINS

### 88-76 CAREER RECORD (FIFTH SEASON)



Chris Collins is in his fifth season at Northwestern. He was named the University's 24th head men's basketball coach on March 27, 2013.

In Collins' first four years at the helm, he has led Northwestern to an increased win total each season.

Collins guided the Wildcats to heights never before reached during the 2016-17 season. The unforgettable campaign saw Northwestern accumulate a school-record 24 wins while earning the program's first NCAA tournament berth and victory in school history.

NU captured the nation's attention with its outstanding start to the season. An 18-4 start, including a six-game winning streak in Big Ten Conference play — the program's first since 1933 — saw the team crack the top 25 of the AP poll on Jan. 30, the team's first national ranking in seven years. NU went on to record 10 wins in league play, its most since the 1932-33 campaign. Five of the victories came on the road, including a 66-59 triumph at No. 7/5 Wisconsin on Feb. 12.

The 'Cats picked up a pair of wins in the Big Ten tournament in Washington D.C., including defeating 25th-ranked Maryland in its own backyard, to give NU its first appearance in the conference tournament semifinal round in school history.

NU was rewarded with an NCAA tournament berth on Selection Sunday and the Wildcats earned a 68-66 victory over Vanderbilt in an opening-round contest in Salt Lake City. Northwestern pushed second-ranked and eventual national runner-up Gonzaga to the limits in the second round before eventually suffering a narrow loss.

The 'Cats placed two individuals on the All-Big Ten teams for the first time since 2012 as Bryant McIntosh was a unanimous second-team selection while Scottie Lindsey was recognized as a third-team pick of the league's coaches. In addition, Vic Law was named to the conference's five-member All-Defensive Team.

Collins' contributions to the program were rewarded by being named one of four national finalists for the Naismith Men's Coach of the Year award. Following the season, Collins agreed to a contract extension that runs through the 2024-25 campaign.

Collins came to Evanston after serving on the coaching staff at Duke since July 22, 2000. He was promoted to Associate Head Coach in the summer of 2008. During Collins' 13 seasons on the Blue Devils' staff, Duke posted an overall record of 385-77 while recording eight ACC tournament championships, four ACC regular season titles, eight in-season tournament titles and national championships in 2001 and 2010.

Collins worked primarily with backcourt players during his time at Duke and tutored All-Americans Jason Williams, Mike Dunleavy, Chris Duhon, J.J. Redick, Gerald Henderson, DeMarcus Nelson, Jon Scheyer, Nolan Smith and Austin Rivers, in addition to NBA draft picks Daniel Ewing, Kyrie Irving and Kyle Singler.

Before returning to his alma mater, Collins served as an assistant coach at Seton Hall for two years with Tommy Amaker. Prior to Seton Hall, Collins spent the 1997-98 season as an assistant with the WNBA's Detroit Shock.

As a player, Collins played professional basketball in Finland during the 1996-97 season, leading the league in scoring.

While attending Duke, Collins was a team captain as a senior and four-year letterman from 1993-96. He ranks 11th among Duke's all-time leaders in three-point field goals (209) and 10th in three-point field goal attempts (539). Collins averaged 9.1 points, 2.0 rebounds and 2.4 assists as a collegian. He earned second-team All-ACC honors as a senior.

Collins is the son of former NBA All-Star, Doug Collins, who is currently a senior advisor for the Chicago Bulls. A native of nearby Northbrook, Illinois, Collins is a 1996 graduate of Duke with a bachelor's degree in sociology.

Collins and his wife, Kim, have two children: Ryan and Kate.

## BIG TEN STANDINGS

	BIG TEN	OVERALL
Michigan State	16-2 .889	28-3 .903
Ohio State	15-3 .833	24-7 .774
Purdue	15-3 .833	26-5 .839
Nebraska	13-5 .722	22-9 .710
Michigan	13-5 .722	24-7 .774
Indiana	9-9 .500	16-14 .533
Penn State	9-9 .500	19-12 .613
Maryland	8-10 .444	19-12 .613
Wisconsin	7-11 .389	14-17 .452
Northwestern	6-12 .333	15-16 .484
Minnesota	4-14 .222	15-15 .484
Illinois	4-14 .222	14-17 .452
Iowa	4-14 .222	13-18 .419
Rutgers	3-15 .167	13-18 .419

### Collins' Coaching Experience

Year	School/Team	Position
1997-98	Detroit Shock (WNBA)	Assistant Coach
1998-2000	Seton Hall	Assistant Coach
2000-08	Duke	Assistant Coach
2008-13	Duke	Associate Head Coach
2013-Present	Northwestern	Head Coach

### Collins' Head Coaching Record Year-by-Year

Year	School	Record	Big Ten	Place	Postseason
2013-14	Northwestern	14-19	6-12	T-10th	—
2014-15	Northwestern	15-17	6-12	T-10th	—
2015-16	Northwestern	20-12	8-10	9th	—
2016-17	Northwestern	24-12	10-8	T-5th	NCAA 2nd Rd.
2017-18	Northwestern	15-16	6-12		
<b>Totals</b>	<b>5 years</b>	<b>88-76</b>	<b>36-54</b>		

2017-18 ROSTER

NUMERICAL ROSTER

No.	Name	Pos	Ht.	Wt.	Yr.	Hometown/Last School
4	Vic Law	F	6-7	200	R-Jr.	South Holland, Ill./St. Rita
5	Dererk Pardon	C	6-8	235	Jr.	Cleveland, Ohio/Villa Angela-St. Joseph
10	Charlie Hall	F	6-5	210	Jr.	Los Angeles, Calif./Crossroads
11	Anthony Gaines	G	6-4	205	Fy.	Kingston, N.Y./New Hampton School (N.H.)
12	Isiah Brown	G	6-2	190	So.	Lynnwood, Wash./Lakeside School
14	Rapolas Ivanauskas	F	6-9	230	R-Fy.	Barrington, Ill./Brewster Academy (N.H.)
20	Scottie Lindsey	G/F	6-5	210	Sr.	Hillside, Ill./Fenwick
21	A.J. Turner *	F	6-7	188	Jr.	Mt. Clemons, Mich./Boston College
23	Jordan Ash	G	6-3	200	Jr.	Bolingbrook, Ill./St. Joseph
25	Barret Benson	C	6-10	240	So.	Willowbrook, Ill./Hinsdale South
30	Bryant McIntosh	G	6-3	200	Sr.	Greensburg, Ind./Greensburg
33	Tino Malnati	G	6-3	190	R-Fy.	Northfield, Ill./New Trier
35	Aaron Falzon	F	6-8	225	R-So.	Newton, Mass./Northfield Mount Hermon
44	Gavin Skelly	F	6-8	235	Sr.	Westlake, Ohio/Westlake

ALPHABETICAL ROSTER

No.	Name	Pos	Ht.	Wt.	Yr.	Hometown/Last School
23	Ash, Jordan	G	6-3	200	Jr.	Bolingbrook, Ill./St. Joseph
25	Benson, Barret	C	6-10	240	So.	Willowbrook, Ill./Hinsdale South
12	Brown, Isiah	G	6-2	190	So.	Lynnwood, Wash./Lakeside School
35	Falzon, Aaron	F	6-8	225	R-So.	Newton, Mass./Northfield Mount Hermon
11	Gaines, Anthony	G	6-4	205	Fy.	Kingston, N.Y./New Hampton School (N.H.)
10	Hall, Charlie	F	6-5	210	Jr.	Los Angeles, Calif./Crossroads
14	Ivanauskas, Rapolas	F	6-9	230	R-Fy.	Barrington, Ill./Brewster Academy (N.H.)
4	Law, Vic	F	6-7	200	R-Jr.	South Holland, Ill./St. Rita
20	Lindsey, Scottie	G/F	6-5	210	Sr.	Hillside, Ill./Fenwick
33	Malnati, Tino	G	6-3	190	R-Fy.	Northfield, Ill./New Trier
30	McIntosh, Bryant	G	6-3	200	Sr.	Greensburg, Ind./Greensburg
5	Pardon, Dererk	C	6-8	235	Jr.	Cleveland, Ohio/Villa Angela-St. Joseph
44	Skelly, Gavin	F	6-8	235	Sr.	Westlake, Ohio/Westlake
21	Turner, A.J. *	F	6-7	188	Jr.	Mt. Clemons, Mich./Boston College

\* Turner will sit out 2017-18 season due to NCAA transfer rules

**Head Coach:** Chris Collins

**Assistant Coach:** Brian James

**Assistant Coach:** Billy Donlon

**Assistant Coach:** Armon Gates

**Director of Player Development:** A.J. Guyton

**Director of Operations:** Chris Lauten

BY ELIGIBILITY

**SENIORS (3)**

Scottie Lindsey  
Bryant McIntosh  
Gavin Skelly

**JUNIORS (5)**

Jordan Ash  
Charlie Hall  
Vic Law  
Dererk Pardon  
A.J. Turner

**SOPHOMORES (3)**

Barret Benson  
Isiah Brown  
Aaron Falzon

**FIRST YEARS (3)**

Anthony Gaines  
Rapolas Ivanauskas  
Tino Malnati

BY STATE

**CALIFORNIA (1)**

Charlie Hall

**ILLINOIS (6)**

Jordan Ash  
Barret Benson  
Rapolas Ivanauskas  
Vic Law  
Scottie Lindsey  
Tino Malnati

**INDIANA (1)**

Bryant McIntosh

**MASSACHUSETTS (1)**

Aaron Falzon

**MICHIGAN (1)**

A.J. Turner

**NEW YORK (1)**

Anthony Gaines

**OHIO (2)**

Dererk Pardon  
Gavin Skelly

**WASHINGTON (1)**

Isiah Brown

PRONUNCIATION GUIDE

Aaron Falzon (35) .....fal-ZONE  
Rapolas Ivanauskas (14)..... EYE-van-ows-kiss  
Dererk Pardon (5) .....DARE-ick

**ASSOCIATED PRESS**

1. Virginia (48)	26-2	1,608
2. Michigan State (17)	28-3	1,571
3. Xavier	25-4	1,422
4. Villanova	25-4	1,416
5. Duke	24-5	1,362
6. Kansas	23-6	1,272
7. Gonzaga	27-4	1,231
8. Purdue	26-5	1,178
9. North Carolina	22-7	1,140
10. Cincinnati	25-4	1,013
11. Wichita State	23-5	945
12. Texas Tech	22-7	887
13. Ohio State	24-7	791
14. Auburn	24-5	781
15. Michigan	24-7	753
16. Tennessee	21-7	564
17. Rhode Island	23-4	558
18. Clemson	21-7	499
19. Arizona	22-7	450
20. West Virginia	21-8	429
21. Nevada	25-5	386
22. Saint Mary's	27-4	318
23. Kentucky	20-9	174
24. Middle Tennessee	23-5	144
25. Houston	22-6	45

**Others Receiving Votes:** TCU 41, Butler 34, St. Bonaventure 29, NC State 28, Creighton 26, Loyola-Chicago 8, USC 7, Florida State 4, Seton Hall 3, Arkansas 3, Virginia Tech 2, Florida 1, Boise State 1, Oklahoma 1.

**USA TODAY COACHES POLL**

1. Virginia (17)	26-2	785
2. Michigan State (15)	28-3	781
3. Duke	24-5	690
4. Xavier	25-4	683
5. Villanova	25-4	670
6. Kansas	23-6	644
7. Gonzaga	27-4	593
8. Purdue	26-5	587
9. North Carolina	22-7	550
10. Cincinnati	25-4	492
11. Wichita State	23-5	436
12. Texas Tech	22-7	421
13. Michigan	24-7	384
14. Ohio State	24-7	378
15. Auburn	24-5	316
16. Rhode Island	23-4	301
17. Tennessee	21-7	290
18. Clemson	21-7	248
19. West Virginia	21-8	223
20. Saint Mary's	27-4	195
21. Nevada	25-5	170
22. Arizona	22-7	166
23. Middle Tennessee	23-5	81
24. Creighton	20-9	66
25. Kentucky	20-9	60

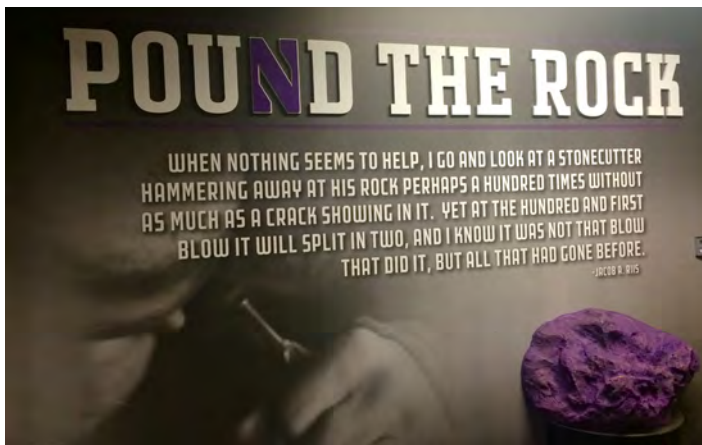
**Others Receiving Votes:** Houston 51, Arizona State 22, TCU 17, Butler 14, Virginia Tech 12, Florida 10, NC State 10, Nebraska 8, New Mexico State 7, Florida State 7, Loyola-Chicago 7, Miami 6, St. Bonaventure 6, Oklahoma 4, Louisiana 3, Texas A&M 2, Seton Hall 2, Arkansas 2.

**"POUND THE ROCK" IS WILDCATS' MANTRA**

Since head coach Chris Collins arrived in April 2013, the Wildcats have adopted the mantra of "Pound The Rock." It's based on the quote "The Stonecutter's Credo" by Jacob A. Riis. The quote reads:

*"When nothing seems to help, I go look at a stonecutter hammering away at his rock perhaps a hundred times without as much as a crack showing in it. Yet at the hundred and first blow it will split in two, and I know it was not that blow that did it, but all that had gone before."*

The mantra is one that also has been adopted by the NBA's San Antonio Spurs.



**CREDENTIALS**

Season and single-game credential requests for Northwestern men's basketball must be requested online at: <http://sportssystem.com/northwestern>

Phone requests will not be accepted. Reporters may not use a credential to cover the game for another newspaper, TV station, radio or internet site. Failure to comply will result in both agency's credentials being revoked for the entire season.

Credentials can be picked up at the Allstate Arena Ticket Office which is located across Lunt Avenue, north of the arena. Entrance to the arena is via the North VIP entrance off Lunt Avenue. Doors open to the media two hours prior to game time.

**IN-SEASON INTERVIEWS**

Interviews with Northwestern players and coaches are available to the media upon request throughout the season. To arrange an interview, please contact the athletic communications office at (847) 491-7503. Please place your request at least 24 hours in advance. Interview availability is 30 minutes prior to the start of practice. All pre-practice interviews with players should be concluded well before the start of practice. As a Northwestern policy, players are not permitted to participate in live radio or television call-in shows. **Player home telephone numbers will not be made available to media members.**

**PRO SCOUTING PASSES**

Scouts of professional teams wishing to attend Northwestern home games should contact Sarah Holmes, Northwestern's director of ticket operations, at (847) 491-4659 or at [sarah.holmes@northwestern.edu](mailto:sarah.holmes@northwestern.edu).

**PRACTICE SESSIONS**

Media members may attend the first 15 minutes of practice—however, this is subject to change on a daily basis. In order that the Northwestern Athletic Communications Department may be of better service, media members should call ahead to confirm practice time, player and coach interview availability, and media access.

**MEDIA ROOM**

The media room in Allstate Arena is located between sections 106 and 107 atop the lower seating bowl and is accessible via the concourse. The room will be open approximately two hours prior to tipoff. Game notes and flipcards will be made available. Soda, water and a light meal will be provided to working media only. The postgame press conference will be held in that same room.

**PARKING**

For the 2017-18 season, all media parking will be handled via a parking list. No physical passes will be issued. Media members who would like their name added to the parking list for a particular contest can do so via the online credential application or can contact Nick Brilowski. Press parking is located in the lot north of Allstate Arena and west of the Allstate Arena Ticket Office. The entrance to the parking area is on Chestnut Street.

**PRESS RELEASES AND GAME NOTES**

The Northwestern men's basketball game notes, along with statistics and other up-to-date information, can be found at [NUsports.com](http://NUsports.com) in PDF format. If you wish to receive the PDF release via e-mail, please sign up via the Big Ten Conference's distribution system at [office.bigten.org/media](http://office.bigten.org/media).

## WELSH-RYAN ARENA RENOVATION

Immediately following the completion of the 2016-17 season, Welsh-Ryan Arena began to undergo a complete renovation that will close off the facility until the fall of 2018.

The project is estimated at a cost of \$110 million. A leadership gift from Patrick G. and Shirley W. Ryan, along with a \$10 million gift from Stephen R. and Susan K. Wilson, donations from other loyal Northwestern benefactors and the existing athletics maintenance and equipment budget, will fund the project.

The project, part of the 2010 master athletics facilities plan recommendation, will entail a complete renovation of Welsh-Ryan Arena and McGaw Memorial Hall, including:

- New seating throughout the arena, with chair-back seats replacing existing wood bleachers
- Wider, more accessible concourses with improved lighting
- Improved accessibility for the mobility-impaired, with five new elevators replacing the existing one
- New and expanded restrooms, as well as the addition of accessible family restrooms
- New concession areas with twice as many point-of-sale stations for increased efficiency, along with new food and drink offerings
- State-of-the-art lighting, audio and video capabilities in the arena
- Premium seating areas and expansion of the N-Club, which provides space for pre- and post-game events, by more than 400 percent
- Expansion of the building lobby by nearly 50 percent
- A new ticket office
- New locker rooms for men's basketball, women's basketball and volleyball

Northwestern's men's basketball program has announced plans to play its home games at Allstate Arena in Rosemont, Illinois, during the 2017-18 campaign.

The renovation of Welsh-Ryan Arena also will include a state-of-

the-art practice facility for basketball, volleyball and other Wildcats programs, the University announced Feb. 7. The enhancement is possible thanks in large part to a gift of up to \$20 million from University trustee and alumnus Howard J. Trienens. In recognition of his continuing generosity, the facility will be named the Trienens Performance Center.

The Trienens Performance Center will feature a fieldhouse with three courts constructed inside the existing Trienens Hall, adjacent to Welsh-Ryan Arena. The facility will allow for construction of larger team locker rooms inside the Arena for men's basketball, women's basketball and volleyball. It also will include:


- Best-in-class athletic training and rehabilitation amenities
- Ultramodern strength and conditioning facilities
- Team meeting rooms with advanced teaching technologies
- Expanded performance nutrition hub
- Offices for men's and women's basketball
- Staff locker rooms



Artist's rendering of the Trienens Performance Center



Artist's rendering of the renovated Welsh-Ryan Arena



Artist's rendering of new basketball locker room



## 2017-18 SCHEDULE

DATE	OPPONENT	TIME/RESULT	RECORD/TV	NU High Scorer	NU High Rebounder	NU High Assists	Attend.
<b>Nov. 10</b>	<b>Loyola (Md.)</b>	<b>W, 79-75</b>	<b>1-0, 0-0</b>	<b>26, Lindsey</b>	<b>9, Lindsey</b>	<b>7, McIntosh</b>	<b>6,013</b>
<b>Nov. 13</b>	<b>St. Peter's X</b>	<b>W, 75-66</b>	<b>2-0, 0-0</b>	<b>17, McIntosh</b>	<b>7, Law/McIntosh</b>	<b>6, Lindsey</b>	<b>5,101</b>
<b>Nov. 15</b>	<b>Creighton ★</b>	<b>L, 92-88</b>	<b>2-1, 0-0</b>	<b>30, Law</b>	<b>6, Skelly</b>	<b>9, McIntosh</b>	<b>6,384</b>
Nov. 18	vs. La Salle X	W, 82-74	3-1, 0-0	21, McIntosh	8, Law	7, McIntosh	—
Nov. 19	vs. Texas Tech X	L, 85-49	3-2, 0-0	20, Lindsey	4, Law	3, McIntosh	—
<b>Nov. 24</b>	<b>Sacred Heart X</b>	<b>W, 81-50</b>	<b>4-2, 0-0</b>	<b>19, Lindsey</b>	<b>6, Lindsey/Pardon</b>	<b>6, McIntosh</b>	<b>5,216</b>
Nov. 28	at Georgia Tech ❖	L, 52-51	4-3, 0-0	18, McIntosh	12, Pardon	5, McIntosh	5,562
<b>Dec. 1</b>	<b>Illinois *</b>	<b>W, 72-68 (OT)</b>	<b>5-3, 1-0</b>	<b>22, Lindsey</b>	<b>7, Law</b>	<b>6, McIntosh</b>	<b>10,017</b>
Dec. 3	at Purdue *	L, 74-69	5-4, 1-1	20, Pardon	10, Law	5, McIntosh	14,360
<b>Dec. 11</b>	<b>Chicago State</b>	<b>W, 96-31</b>	<b>6-4, 1-1</b>	<b>18, Law</b>	<b>8, Pardon</b>	<b>7, McIntosh</b>	<b>5,007</b>
<b>Dec. 14</b>	<b>Valparaiso</b>	<b>W, 84-50</b>	<b>7-4, 1-1</b>	<b>18, Law</b>	<b>10, Skelly</b>	<b>5, McIntosh</b>	<b>5,299</b>
Dec. 16	at DePaul	W, 62-60	8-4, 1-1	25, Lindsey	8, Lindsey	7, McIntosh	7,001
<b>Dec. 19</b>	<b>Lewis</b>	<b>W, 85-48</b>	<b>9-4, 1-1</b>	<b>24, McIntosh</b>	<b>6, Gaines</b>	<b>7, McIntosh</b>	<b>5,126</b>
Dec. 22	at #17/17 Oklahoma	L, 104-78	9-5, 1-1	17, Pardon	9, Pardon	3, Benson/Lindsey	11,259
<b>Dec. 30</b>	<b>Brown</b>	<b>W, 97-73</b>	<b>10-5, 1-1</b>	<b>18, Pardon</b>	<b>8, Pardon</b>	<b>3, four players</b>	<b>6,006</b>
<b>Jan. 2</b>	<b>Nebraska *</b>	<b>L, 70-55</b>	<b>10-6, 1-2</b>	<b>17, Pardon</b>	<b>15, Pardon</b>	<b>4, Lindsey</b>	<b>5,443</b>
Jan. 5	at Penn State *	L, 78-63	10-7, 1-3	18, McIntosh	6, Law	5, Law	4,682
<b>Jan. 10</b>	<b>Minnesota *</b>	<b>W, 83-60</b>	<b>11-7, 2-3</b>	<b>22, Lindsey</b>	<b>12, Pardon</b>	<b>16, McIntosh</b>	<b>5,514</b>
Jan. 14	at Indiana *	L, 66-46	11-8, 2-4	9, Brown/Law	8, Pardon	3, Law	17,222
<b>Jan. 17</b>	<b>#22/22 Ohio State *</b>	<b>L, 71-65</b>	<b>11-9, 2-5</b>	<b>14, Law</b>	<b>10, Pardon</b>	<b>5, McIntosh</b>	<b>6,018</b>
<b>Jan. 20</b>	<b>Penn State *</b>	<b>W, 70-61</b>	<b>12-9, 3-5</b>	<b>18, Law</b>	<b>5, Law/Lindsey</b>	<b>4, McIntosh</b>	<b>6,544</b>
Jan. 23	at Minnesota *	W, 77-69	13-9, 4-5	18, Law/McIntosh	13, Law	5, Law	11,302
Jan. 29	at #24/25 Michigan *	L, 58-47	13-10, 4-6	15, Lindsey	7, Law/Pardon	5, McIntosh	10,879
Feb. 1	at Wisconsin *	W, 60-52	14-10, 5-6	17, Pardon	8, Law	4, McIntosh	17,287
<b>Feb. 6</b>	<b>#20/20 Michigan *</b>	<b>W, 61-52</b>	<b>15-10, 6-6</b>	<b>24, McIntosh</b>	<b>9, Skelly</b>	<b>5, McIntosh</b>	<b>7,457</b>
Feb. 10	at Maryland *	L, 73-57	15-11, 6-7	20, Lindsey	8, Pardon	3, Law/Lindsey	16,164
Feb. 13	at Rutgers *	L, 67-58 (OT)	15-12, 6-8	19, Lindsey	13, Pardon	5, McIntosh	3,827
<b>Feb. 17</b>	<b>#2/1 Michigan State *</b>	<b>L, 65-60</b>	<b>15-13, 6-9</b>	<b>21, Law</b>	<b>6, Pardon</b>	<b>5, Law</b>	<b>12,114</b>
<b>Feb. 19</b>	<b>Maryland *</b>	<b>L, 71-64</b>	<b>15-14, 6-10</b>	<b>14, Pardon</b>	<b>6, Pardon</b>	<b>5, Gaines</b>	<b>6,014</b>
<b>Feb. 22</b>	<b>Wisconsin *</b>	<b>L, 70-64</b>	<b>15-15, 6-11</b>	<b>26, Lindsey</b>	<b>9, Pardon</b>	<b>6, McIntosh</b>	<b>7,033</b>
Feb. 25	at Iowa *	L, 77-70	15-16, 6-12	32, Lindsey	10, Benson	6, Gaines	11,396
March 1	vs. Penn State ✓	5:30 p.m.	BTN				
March 2	vs. #13/14 Ohio State ✓	5:30 p.m.	BTN				
March 3	Semifinal ✓	3:30 p.m.	CBS				
March 4	Championship ✓	3:30 p.m.	CBS				

- X Basketball Hall of Fame Tip-Off Tournament
- ★ Gavitt Games
- ❖ Big Ten/ACC Challenge
- ✓ Big Ten Tournament
- \* Big Ten game

All times Central  
Home games in **bold**

2017-18 OVERALL STATISTICS

2017-18 Northwestern Basketball  
Northwestern Combined Team Statistics (as of Feb 25, 2018)  
All games

RECORD:	OVERALL	HOME	AWAY	NEUTRAL
ALL GAMES	15-16	11-6	3-9	1-1
CONFERENCE	6-12	4-5	2-7	0-0
NON-CONFERENCE	9-4	7-1	1-2	1-1

#	Player	gp-gs	min	Total		3-Point		F-Throw		Rebounds				pf	dq	a	to	blk	stl	pts	avg	
				fg-fga	fg%	3fg-fga	3fg%	ft-fga	ft%	off	def	tot	avg									
20	Scottie Lindsey	31-30	991	32.0	165-411	.401	77-211	.365	66-80	.825	23	92	115	3.7	77	0	53	51	13	15	473	15.3
4	Vic Law	27-27	853	31.6	109-261	.418	51-133	.383	56-68	.824	30	126	156	5.8	73	1	60	45	15	29	325	12.0
30	Bryant McIntosh	28-28	871	31.1	124-315	.394	38-111	.342	49-57	.860	13	54	67	2.4	45	0	143	72	3	13	335	12.0
05	Derek Pardon	31-31	956	30.8	137-220	.623	0-1	.000	73-119	.613	103	116	219	7.1	91	2	37	44	56	17	347	11.2
44	Gavin Skelly	31-21	685	22.1	65-149	.436	24-58	.414	35-50	.700	34	91	125	4.0	85	3	31	45	17	23	189	6.1
35	Aaron Falzon	27-10	430	15.9	44-126	.349	36-94	.383	29-34	.853	8	37	45	1.7	36	2	15	15	5	9	153	5.7
12	Isiah Brown	24-0	268	11.2	32-81	.395	7-26	.269	27-30	.900	5	17	22	0.9	37	1	29	23	0	9	98	4.1
11	Anthony Gaines	31-4	568	18.3	40-105	.381	6-29	.207	37-47	.787	24	56	80	2.6	50	1	36	27	4	17	123	4.0
23	Jordan Ash	25-4	317	12.7	19-52	.365	11-34	.324	3-5	.600	3	26	29	1.2	25	0	18	13	0	14	52	2.1
25	Barret Benson	31-0	276	8.9	17-33	.515	0-1	.000	16-30	.533	18	43	61	2.0	66	2	13	18	15	7	50	1.6
10	Charlie Hall	4-0	12	3.0	0-2	.000	0-2	.000	1-3	.333	0	1	1	0.3	0	0	0	0	2	0	1	0.3
33	Tino Malnati	8-0	12	1.5	0-4	.000	0-1	.000	0-0	.000	0	2	2	0.3	0	0	1	1	1	1	0	0.0
14	Rapolas Ivanauskas	3-0	11	3.7	0-2	.000	0-0	.000	0-0	.000	0	3	3	1.0	5	0	0	0	0	0	0	0.0
Team											48	48	96				11					
Total.....		31	6250		752-1761	.427	250-701	.357	392-523	.750	309	712	1021	32.9	590	12	436	365	131	154	2146	69.2
Opponents.....		31	6251		707-1608	.440	214-607	.353	434-609	.713	266	739	1005	32.4	534	-	428	398	103	184	2062	66.5

TEAM STATISTICS	NU	OPP	Date	Opponent	Score	Att.
SCORING	2146	2062	11/10/17	LOYOLA (MD.)	w 79-75	6013
Points per game	69.2	66.5	11/13/17	SAINT PETER'S	w 75-66	5101
Scoring margin	+2.7	-	11/15/17	CREIGHTON	L 88-92	6384
FIELD GOALS-ATT	752-1761	707-1608	11/18/17	vs La Salle	w 82-74	0
Field goal pct	.427	.440	11/19/17	vs Texas Tech	L 49-85	0
3 POINT FG-ATT	250-701	214-607	11/24/17	SACRED HEART	w 81-50	5216
3-point FG pct	.357	.353	11/28/17	at Georgia Tech	L 51-52	5562
3-pt FG made per game	8.1	6.9	* 12/01/17	ILLINOIS	wot 72-68	10017
FREE THROWS-ATT	392-523	434-609	* 12/03/17	at Purdue	L 69-74	14360
Free throw pct	.750	.713	12/11/17	CHICAGO STATE	w 96-31	5007
F-Throws made per game	12.6	14.0	12/14/17	VALPARAISO	w 84-50	5299
REBOUNDS	1021	1005	12/16/17	at DePaul	w 62-60	7001
Rebounds per game	32.9	32.4	12/19/17	LEWIS	w 85-48	5126
Rebounding margin	+0.5	-	12/22/17	at Oklahoma	L 78-104	11259
ASSISTS	436	428	12/30/17	BROWN	w 95-73	6006
Assists per game	14.1	13.8	* 01/02/18	NEBRASKA	L 55-70	5443
TURNOVERS	365	398	* 01/05/18	at Penn State	L 63-78	4682
Turnovers per game	11.8	12.8	* 01/10/18	MINNESOTA	w 83-60	5514
Turnover margin	+1.1	-	* 01/14/18	at Indiana	L 46-66	17222
Assist/turnover ratio	1.2	1.1	* 01/17/18	OHIO STATE	L 65-71	6018
STEALS	154	184	* 01/20/18	PENN STATE	w 70-61	6544
Steals per game	5.0	5.9	* 01/23/18	at Minnesota	w 77-69	11302
BLOCKS	131	103	* 01/29/18	at Michigan	L 47-58	10879
Blocks per game	4.2	3.3	* 02/01/18	at Wisconsin	w 60-52	17287
ATTENDANCE	110306	130941	* 02/06/18	MICHIGAN	w 61-52	7457
Home games-Avg/Game	17-6489	12-10912	* 02/10/18	at Maryland	L 57-73	16164
Neutral site-Avg/Game	-	2-0	* 02/13/18	at Rutgers	Lot 58-67	3827
			* 02/17/18	MICHIGAN STATE	L 60-65	12114
			* 02/19/18	MARYLAND	L 64-71	6014
			* 02/22/18	WISCONSIN	L 64-70	7033
			* 02/25/18	at Iowa	L 70-77	11396

\* = Conference game

2017-18 BIG TEN STATISTICS

**2017-18 Northwestern Basketball**  
**Northwestern Combined Team Statistics (as of Feb 25, 2018)**  
**Conference games only**

<b>RECORD:</b>	<b>OVERALL</b>	<b>HOME</b>	<b>AWAY</b>	<b>NEUTRAL</b>
ALL GAMES	6-12	4-5	2-7	0-0
CONFERENCE	6-12	4-5	2-7	0-0
NON-CONFERENCE	0-0	0-0	0-0	0-0

#	Player	gp-gs	min	avg	Total		3-Point		F-Throw		Rebounds				pf	dq	a	to	blk	stl	pts	avg
					fg-fga	fg%	3fg-fga	3fg%	ft-fga	ft%	off	def	tot	avg								
20	Scottie Lindsey	18-17	629	34.9	104-264	.394	46-122	.377	37-42	.881	16	48	64	3.6	45	0	26	41	8	7	291	16.2
04	Vic Law	16-16	546	34.1	61-159	.384	28-83	.337	28-35	.800	18	90	108	6.8	42	1	42	29	6	19	178	11.1
05	Dererk Pardon	18-18	610	33.9	79-129	.612	0-0	.000	34-58	.586	66	70	136	7.6	52	2	26	18	39	11	192	10.7
30	Bryant McIntosh	15-15	463	30.9	58-157	.369	17-52	.327	22-30	.733	6	29	35	2.3	25	0	72	47	1	6	155	10.3
44	Gavin Skelly	18-13	390	21.7	33-93	.355	11-35	.314	13-20	.650	20	48	68	3.8	53	2	16	22	5	11	90	5.0
35	Aaron Falzon	17-5	269	15.8	21-70	.300	18-49	.367	22-25	.880	5	24	29	1.7	25	2	7	8	2	6	82	4.8
12	Isiah Brown	11-0	129	11.7	18-48	.375	5-16	.313	8-9	.889	3	6	9	0.8	19	0	12	8	0	5	49	4.5
11	Anthony Gaines	18-4	343	19.1	22-56	.393	5-18	.278	16-21	.762	12	30	42	2.3	31	0	23	14	3	9	65	3.6
23	Jordan Ash	12-2	135	11.3	8-19	.421	5-12	.417	0-1	.000	1	12	13	1.1	11	0	4	9	0	4	21	1.8
25	Barret Benson	18-0	135	7.5	8-13	.615	0-0	.000	2-6	.333	9	19	28	1.6	33	0	9	9	4	4	18	1.0
33	Tino Malnati	4-0	1	0.3	0-0	.000	0-0	.000	0-0	.000	0	0	0	0.0	0	0	0	0	1	0	0	0.0
Team											28	22	50				6					
Total.....		18	3650		412-1008	.409	135-387	.349	182-247	.737	184	398	582	32.3	336	7	237	211	69	82	1141	63.4
Opponents.....		18	3651		416-941	.442	122-369	.331	248-335	.740	167	426	593	32.9	268	-	256	197	74	114	1202	66.8

<b>TEAM STATISTICS</b>	<b>NU</b>	<b>OPP</b>	<b>Date</b>	<b>Opponent</b>	<b>Score</b>	<b>Att.</b>
SCORING	1141	1202	* 12/01/17	ILLINOIS	Wot 72-68	10017
Points per game	63.4	66.8	* 12/03/17	at Purdue	L 69-74	14360
Scoring margin	-3.4	-	* 01/02/18	NEBRASKA	L 55-70	5443
FIELD GOALS-ATT	412-1008	416-941	* 01/05/18	at Penn State	L 63-78	4682
Field goal pct	.409	.442	* 01/10/18	MINNESOTA	W 83-60	5514
3 POINT FG-ATT	135-387	122-369	* 01/14/18	at Indiana	L 46-66	17222
3-point FG pct	.349	.331	* 01/17/18	OHIO STATE	L 65-71	6018
3-pt FG made per game	7.5	6.8	* 01/20/18	PENN STATE	W 70-61	6544
FREE THROWS-ATT	182-247	248-335	* 01/23/18	at Minnesota	W 77-69	11302
Free throw pct	.737	.740	* 01/29/18	at Michigan	L 47-58	10879
F-Throws made per game	10.1	13.8	* 02/01/18	at Wisconsin	W 60-52	17287
REBOUNDS	582	593	* 02/06/18	MICHIGAN	W 61-52	7457
Rebounds per game	32.3	32.9	* 02/10/18	at Maryland	L 57-73	16164
Rebounding margin	-0.6	-	* 02/13/18	at Rutgers	Lot 58-67	3827
ASSISTS	237	256	* 02/17/18	MICHIGAN STATE	L 60-65	12114
Assists per game	13.2	14.2	* 02/19/18	MARYLAND	L 64-71	6014
TURNOVERS	211	197	* 02/22/18	WISCONSIN	L 64-70	7033
Turnovers per game	11.7	10.9	* 02/25/18	at Iowa	L 70-77	11396
Turnover margin	-0.8	-				
Assist/turnover ratio	1.1	1.3		* = Conference game		
STEALS	82	114				
Steals per game	4.6	6.3				
BLOCKS	69	74				
Blocks per game	3.8	4.1				
ATTENDANCE	66154	107119				
Home games-Avg/Game	9-7350	9-11902				
Neutral site-Avg/Game	-	0-0				

<b>Score by Periods</b>	<b>1st</b>	<b>2nd</b>	<b>OT</b>	<b>Totals</b>
Northwestern	576	554	11	1141
Opponents	567	619	16	1202

## 2017-18 GAME HIGHS AND LOWS

### NORTHWESTERN HIGHS

POINTS	96	Chicago State (12/11/17)
FIELD GOALS MADE	33	Brown (12/30/17)
	32	vs. La Salle (11/18/17)
FIELD GOAL ATTEMPTS	67	Creighton (11/15/17)
FIELD GOAL PERCENTAGE	.561 (32-57)	vs. La Salle (11/18/17)
3 PT FIELD GOALS MADE	13	at Iowa (2/25/18)
3 PT FG ATTEMPTS	31	Lewis (12/19/17)
3 PT FG PERCENTAGE	.571 (12-21)	vs. La Salle (11/18/17)
FREE THROWS MADE	30	Chicago State (12/11/17)
FREE THROW ATTEMPTS	37	Chicago State (12/11/17)
	37	Loyola (Md.) (11/10/17)
FREE THROW PERCENTAGE	1.000 (9-9)	at Indiana (1/14/18)
REBOUNDS	45	Minnesota (1/10/18)
ASSISTS	21	Minnesota (1/10/18)
	21	Lewis (12/19/17)
STEALS	10	Chicago State (12/11/17)
BLOCKED SHOTS	12	Loyola (Md.) (11/10/17)
TURNOVERS	18	at DePaul (12/16/17)
FOULS	28	Illinois (12/1/17)

### NORTHWESTERN LOWS

POINTS	46	at Indiana (1/14/18)
FIELD GOALS MADE	12	vs. Texas Tech (11/19/17)
FIELD GOAL ATTEMPTS	42	at Wisconsin (2/1/18)
FIELD GOAL PERCENTAGE	.267 (12-45)	vs. Texas Tech (11/19/17)
3 PT FIELD GOALS MADE	4	three times
3 PT FG ATTEMPTS	11	at Wisconsin (2/1/18)
3 PT FG PERCENTAGE	.217 (5-23)	at Georgia Tech (11/28/17)
FREE THROWS MADE	3	three times
FREE THROW ATTEMPTS	5	three times
FREE THROW PERCENTAGE	.429 (3-7)	at Iowa (2/25/18)
REBOUNDS	24	vs. Texas Tech (11/19/17)
ASSISTS	6	vs. Texas Tech (11/19/17)
STEALS	1	vs. La Salle (11/18/17)
BLOCKED SHOTS	0	Wisconsin (2/22/18)
	0	vs. Texas Tech (11/19/17)
TURNOVERS	6	three times
FOULS	14	at Wisconsin (2/1/18)
	14	Ohio State (1/17/18)

### NORTHWESTERN INDIVIDUAL HIGHS

POINTS	32	Scottie Lindsey at Iowa (2/25/18)
FIELD GOALS MADE	11	Vic Law vs. Creighton (11/15/17)
	11	Bryant McIntosh vs. Creighton (11/15/17)
FIELD GOAL ATTEMPTS	20	four times
FIELD GOAL PCT (min. 5 made)	1.000 (8-8)	Dererk Pardon at Wisconsin (2/1/18)
3 PT FIELD GOALS MADE	9	Scottie Lindsey at Iowa (2/25/18)
3 PT FG ATTEMPTS	13	Scottie Lindsey at DePaul (12/16/17)
3 PT FG PCT (min. 3 made)	.833 (5-6)	Bryant McIntosh vs. La Salle (11/18/17)
FREE THROWS MADE	8	three times
FREE THROW ATTEMPTS	10	Dererk Pardon vs. Loyola (Md.) (11/10/17)
FT PERCENTAGE (min. 4 made)	1.000 (8-8)	Bryant McIntosh vs. Loyola (Md.) (11/10/17)
REBOUNDS	15	Dererk Pardon vs. Nebraska (1/2/18)
ASSISTS	16	Bryant McIntosh vs. Minnesota (1/10/18)
STEALS	3	seven times
BLOCKED SHOTS	6	Dererk Pardon vs. Minnesota (1/10/18)

### OPPONENT HIGHS

POINTS	104	at Oklahoma (12/22/17)
FIELD GOALS MADE	35	Creighton (11/15/17)
FIELD GOAL ATTEMPTS	68	Creighton (11/15/17)
FIELD GOAL PERCENTAGE	.611 (33-54)	at Oklahoma (12/22/17)
3 PT FIELD GOALS MADE	17	at Oklahoma (12/22/17)
3 PT FG ATTEMPTS	29	at Iowa (2/25/18)
3 PT FG PERCENTAGE	.607 (17-28)	at Oklahoma (12/22/17)
FREE THROWS MADE	21	at Oklahoma (12/22/17)
	21	Illinois (12/1/17)
FREE THROW ATTEMPTS	29	Loyola (Md.) (11/10/17)
FREE THROW PERCENTAGE	.909 (10-11)	at Maryland (2/10/18)
REBOUNDS	44	Loyola (Md.) (11/10/17)
ASSISTS	22	at Oklahoma (12/22/17)
STEALS	11	vs. Texas Tech (11/19/17)
BLOCKED SHOTS	14	Nebraska (1/2/18)
TURNOVERS	25	Chicago State (12/11/17)
FOULS	30	Loyola (Md.) (11/10/17)

### OPPONENT LOWS

POINTS	31	Chicago State (12/11/17)
FIELD GOALS MADE	8	Chicago State (12/11/17)
FIELD GOAL ATTEMPTS	39	Valparaiso (12/14/17)
FIELD GOAL PERCENTAGE	.200 (8-40)	Chicago State (12/11/17)
3 PT FIELD GOALS MADE	1	Chicago State (12/11/17)
3 PT FG ATTEMPTS	6	Chicago State (12/11/17)
3 PT FG PERCENTAGE	.167 (1-6)	Chicago State (12/11/17)
	.167 (3-18)	Illinois (12/1/17)
FREE THROWS MADE	7	at Wisconsin (2/1/18)
FREE THROW ATTEMPTS	10	at Wisconsin (2/1/18)
FREE THROW PERCENTAGE	.375 (9-24)	at DePaul (12/16/17)
REBOUNDS	16	Saint Peter's (11/13/17)
ASSISTS	5	Chicago State (12/11/17)
STEALS	1	three times
BLOCKED SHOTS	0	four times
TURNOVERS	5	at Michigan (1/29/18)
FOULS	9	at Purdue (12/3/17)

### OPPONENT INDIVIDUAL HIGHS

POINTS	33	Max Strus at DePaul (12/16/17)
FIELD GOALS MADE	14	Lamar Stevens at Penn State (1/5/18)
FIELD GOAL ATTEMPTS	22	Corey Sanders at Rutgers (2/13/18)
FIELD GOAL PCT (min. 5 made)	1.000 (5-5)	Micah Potter vs. Ohio State (1/17/18)
	1.000 (5-5)	Zach Smith vs. Texas Tech (11/19/17)
3 PT FIELD GOALS MADE	8	Trae Young at Oklahoma (12/22/17)
3 PT FG ATTEMPTS	14	Jordan Bohannon at Iowa (2/25/18)
3 PT FG PCT (min. 3 made)	.833 (5-6)	Christian James at Oklahoma (12/22/17)
FREE THROWS MADE	10	Isaac Haas at Purdue (12/3/17)
FREE THROW ATTEMPTS	14	Isaac Haas at Purdue (12/3/17)
FT PERCENTAGE (min. 4 made)	1.000 (7-7)	Ben Lammers at Georgia Tech (11/28/17)
REBOUNDS	17	Mike Watkins at Penn State (1/5/18)
ASSISTS	12	Trae Young at Oklahoma (12/22/17)
STEALS	5	Devonte Green at Indiana (1/14/18)
BLOCKED SHOTS	4	Mike Watkins at Penn State (1/5/18)
	4	Matt Haarms at Purdue (12/3/17)

## 2017-18 GAME-BY-GAME STATISTICS

Team	NU Starters	FG-A	Pct.	3FG-A	Pct.	FT-A	Pct.	Reb.	A	TO	B	S	PF	1st	2nd	OT	F
Northwestern	McIntosh, Law, Lindsey, Skelly, Pardon	25-61	.410	5-21	.238	24-37	.649	41	13	15	12	5	25	37	42	-	79
Loyola (Md.)		24-59	.407	8-17	.471	19-29	.655	44	14	18	2	6	30	24	51	-	75
Northwestern	McIntosh, Law, Lindsey, Skelly, Pardon	23-47	.489	6-16	.375	23-24	.958	34	15	17	4	2	17	32	43	-	75
Saint Peter's		22-49	.449	10-26	.385	12-15	.800	16	18	10	3	10	20	25	41	-	66
Northwestern	McIntosh, Law, Lindsey, Skelly, Pardon	32-67	.478	12-28	.429	12-19	.632	32	16	6	7	3	19	43	45	-	88
Creighton		35-68	.515	8-16	.500	14-16	.875	38	19	9	3	1	17	51	41	-	92
Northwestern	McIntosh, Law, Lindsey, Skelly, Pardon	32-57	.561	12-21	.571	6-6	1.000	33	15	14	7	1	18	46	36	-	82
vs. La Salle		29-60	.483	5-21	.238	11-18	.611	27	8	8	2	9	12	24	50	-	74
Northwestern	McIntosh, Law, Lindsey, Skelly, Pardon	12-45	.267	6-23	.261	19-27	.704	24	6	17	0	5	18	25	24	-	49
vs. Texas Tech		29-48	.483	10-19	.526	17-21	.810	35	14	16	3	11	24	41	44	-	85
Northwestern	McIntosh, Law, Lindsey, Skelly, Pardon	27-57	.474	9-27	.333	18-21	.857	29	19	10	2	9	15	43	38	-	81
Sacred Heart		18-42	.429	4-16	.250	10-21	.476	29	16	23	0	5	20	31	19	-	50
Northwestern	McIntosh, Law, Lindsey, Skelly, Pardon	21-58	.362	5-23	.217	4-5	.800	29	10	6	1	6	17	22	29	-	51
at Georgia Tech		16-43	.372	4-14	.286	16-20	.800	35	14	15	4	4	10	28	24	-	52
Northwestern	McIntosh, Law, Ash, Falzon, Pardon	23-59	.390	8-23	.348	18-21	.857	32	13	17	4	8	28	32	32	9	72
Illinois		22-53	.415	3-18	.167	21-26	.808	36	8	19	0	8	23	36	27	5	68
Northwestern	McIntosh, Law, Lindsey, Falzon, Pardon	30-63	.476	6-20	.300	3-5	.600	33	17	7	4	5	18	33	36	-	69
at Purdue		26-53	.491	6-18	.333	16-24	.667	33	15	7	5	2	9	33	41	-	74
Northwestern	McIntosh, Law, Lindsey, Falzon, Pardon	27-55	.491	12-30	.400	30-37	.811	37	20	10	5	10	20	55	41	-	96
Chicago State		8-40	.200	1-6	.167	14-20	.700	29	5	25	0	3	29	8	23	-	31
Northwestern	McIntosh, Law, Lindsey, Falzon, Pardon	28-61	.459	12-22	.545	16-21	.762	34	19	7	5	9	17	43	41	-	84
Valparaiso		15-39	.385	7-17	.412	13-23	.565	29	8	21	4	4	23	26	24	-	50
Northwestern	McIntosh, Law, Lindsey, Falzon, Pardon	24-60	.400	11-28	.393	3-5	.600	41	13	18	4	5	25	28	34	-	62
at DePaul		22-53	.415	7-20	.350	9-24	.375	37	11	15	2	6	15	33	27	-	60
Northwestern	McIntosh, Ash, Lindsey, Falzon, Pardon	27-59	.458	11-31	.355	20-27	.741	39	21	11	5	7	22	49	36	-	85
Lewis		15-48	.313	3-17	.176	15-21	.714	29	11	17	3	1	26	22	26	-	48
Northwestern	McIntosh, Ash, Lindsey, Falzon, Pardon	29-65	.446	8-28	.286	12-19	.632	32	13	14	1	3	23	38	40	-	78
at Oklahoma		33-54	.611	17-28	.607	21-27	.778	32	22	13	2	6	18	68	36	-	104
Northwestern	McIntosh, Law, Lindsey, Skelly, Pardon	33-61	.541	6-16	.375	23-28	.821	34	19	9	9	7	18	42	53	-	95
Brown		25-64	.391	8-21	.381	15-19	.789	32	12	11	1	4	22	37	36	-	73
Northwestern	Ash, Law, Lindsey, Skelly, Pardon	19-65	.292	6-21	.286	11-16	.688	42	14	11	6	3	17	30	25	-	55
Nebraska		24-55	.436	7-16	.438	15-17	.882	36	14	10	14	7	17	25	45	-	70
Northwestern	McIntosh, Law, Lindsey, Skelly, Pardon	23-62	.371	11-28	.393	6-6	1.000	27	11	15	2	8	21	34	29	-	63
at Penn State		30-55	.545	3-13	.231	15-23	.652	40	15	16	8	9	11	41	37	-	78
Northwestern	McIntosh, Law, Lindsey, Falzon, Pardon	28-56	.500	11-24	.458	16-25	.640	45	21	11	9	4	20	43	40	-	83
Minnesota		17-55	.309	8-24	.333	18-22	.818	26	14	9	3	6	18	21	39	-	60
Northwestern	McIntosh, Law, Lindsey, Falzon, Pardon	15-56	.268	7-25	.280	9-9	1.000	38	8	17	5	6	20	19	27	-	46
at Indiana		23-53	.434	8-23	.348	12-22	.545	39	17	11	4	9	14	24	42	-	66
Northwestern	McIntosh, Law, Lindsey, Skelly, Pardon	26-58	.448	8-27	.296	5-10	.500	25	19	10	6	6	14	25	40	-	65
Ohio State		26-55	.473	6-17	.353	13-17	.765	38	17	12	3	7	13	33	38	-	71
Northwestern	McIntosh, Law, Lindsey, Skelly, Pardon	28-65	.431	5-19	.263	9-14	.643	32	16	7	2	5	17	33	37	-	70
Penn State		22-43	.512	7-19	.368	10-12	.833	25	11	14	6	1	18	35	26	-	61
Northwestern	McIntosh, Law, Lindsey, Skelly, Pardon	27-56	.482	5-17	.294	18-23	.783	37	15	10	7	6	17	34	43	-	77
at Minnesota		25-59	.424	9-24	.375	10-16	.625	33	19	11	1	8	15	40	29	-	69
Northwestern	McIntosh, Law, Lindsey, Skelly, Pardon	18-47	.383	4-16	.250	7-10	.700	34	7	16	1	2	20	19	28	-	47
at Michigan		21-50	.420	7-25	.280	9-14	.643	28	13	5	1	8	13	21	37	-	58
Northwestern	McIntosh, Law, Lindsey, Skelly, Pardon	21-42	.500	4-11	.364	14-17	.824	30	9	14	4	5	14	37	23	-	60
at Wisconsin		19-58	.328	7-26	.269	7-10	.700	31	11	11	3	7	13	26	26	-	52
Northwestern	McIntosh, Law, Lindsey, Skelly, Pardon	20-50	.400	8-23	.348	13-17	.765	32	12	6	2	4	16	29	32	-	61
Michigan		17-44	.386	5-22	.227	13-19	.684	27	13	9	2	4	18	32	20	-	52
Northwestern	McIntosh, Law, Lindsey, Skelly, Pardon	19-57	.333	9-24	.375	10-13	.769	32	7	13	1	5	16	29	28	-	57
at Maryland		27-51	.529	9-21	.429	10-11	.909	32	16	12	7	6	12	36	37	-	73
Northwestern	McIntosh, Law, Lindsey, Skelly, Pardon	23-61	.377	7-23	.304	5-9	.556	37	13	12	6	2	18	33	23	2	58
at Rutgers		24-60	.400	5-19	.263	14-18	.778	41	11	8	5	8	12	24	32	11	67
Northwestern	Gaines, Law, Lindsey, Skelly, Pardon	21-56	.375	9-23	.391	9-10	.900	26	14	7	2	4	22	49	11	-	60
Michigan State		20-46	.435	8-18	.444	17-21	.810	35	16	12	0	3	16	27	38	-	65
Northwestern	Gaines, Law, Lindsey, Falzon, Pardon	21-50	.420	10-25	.400	12-18	.667	25	14	14	4	5	20	37	27	-	64
Maryland		24-47	.511	5-17	.294	18-22	.818	30	14	13	4	6	17	30	41	-	71
Northwestern	McIntosh, Gaines, Lindsey, Skelly, Pardon	23-47	.489	4-13	.308	14-17	.824	26	10	13	0	3	20	32	32	-	64
Wisconsin		24-45	.533	9-20	.450	13-18	.722	21	16	9	5	9	16	38	32	-	70
Northwestern	McIntosh, Gaines, Lindsey, Skelly, Pardon	27-58	.466	13-25	.520	3-7	.429	29	17	11	4	2	18	28	42	-	70
at Iowa		25-59	.424	10-29	.345	17-23	.739	41	16	9	3	6	13	45	32	-	77

## MISCELLANEOUS STATISTICS

### CURRENT PLAYERS ON NU CAREER LISTS

#### POINTS

1.	John Shurna, 2009-12	2,038
2.	Drew Crawford, 2010-14	1,920
3.	Billy McKinney, 1974-77	1,900
4.	Evan Eschmeyer, 1995-99	1,805
5.	Michael Thompson, 2008-11	1,689
6.	<b>Bryant McIntosh, 2015-present</b>	<b>1,676</b>
18.	Craig Moore, 2006-09	1,294
19.	<b>Scottie Lindsey, 2015-present</b>	<b>1,258</b>

#### ASSISTS

1.	<b>Bryant McIntosh, 2015-present</b>	<b>694</b>
2.	Michael Thompson, 2008-11	528
3.	Patrick Baldwin, 1991-94	452

#### BLOCKED SHOTS

1.	Alex Olah, 2013-16	181
2.	John Shurna, 2009-12	136
3.	Kevin Rankin, 1991-94	133
4.	Evan Eschmeyer, 1995-99	132
5.	<b>Derek Pardon, 2016-present</b>	<b>118</b>
6.	Tavaras Hardy, 1999-2002	101
7.	Drew Crawford, 2010-14	98
8.	<b>Gavin Skelly, 2015-present</b>	<b>91</b>

#### FIELD GOALS

1.	Billy McKinney, 1974-77	768
2.	John Shurna, 2009-12	704
3.	Drew Crawford, 2010-14	687
4.	Jim Stack, 1979-83	623
5.	Evan Eschmeyer, 1995-99	621
6.	<b>Bryant McIntosh, 2015-present</b>	<b>618</b>

#### FIELD GOAL ATTEMPTS

1.	Billy McKinney, 1974-77	1,645
2.	Drew Crawford, 2010-14	1,575
3.	John Shurna, 2009-12	1,509
4.	<b>Bryant McIntosh, 2015-present</b>	<b>1,507</b>

#### FIELD GOAL PERCENTAGE (min. 100 made)

1.	<b>Derek Pardon, 2016-present</b>	<b>.623</b>
2.	Evan Eschmeyer, 1995-99	.595
3.	Paul Schultz, 1981-84	.541
4.	Walker Lambiotte, 1989-90	.513
5.	Brian Schwabe, 1986-80	.503
6.	Bob Grady, 1979-82	.501
7.	Kevin Rankin, 1991-94	.498
8.	Phil Styles, 1988-89	.497

### THREE-POINT FIELD GOALS

1.	Craig Moore, 2006-09	320
2.	Michael Thompson, 2007-11	276
3.	John Shurna, 2009-12	274
6.	Tre Demps, 2012-16	211
7.	Todd Leslie, 1990-94	203
8.	Winston Blake, 2000-03	200
9.	<b>Scottie Lindsey, 2015-present</b>	<b>196</b>
10.	<b>Bryant McIntosh, 2015-present</b>	<b>169</b>

### THREE-POINT FG PERCENTAGE

1.	Todd Leslie, 1989-94	.446
	Rex Walters, 1989-90	.446
3.	Sean Wink, 1997-99	.423
4.	Nathan Taphorn, 2014-17	.414
5.	Michael Thompson, 2008-11	.409
6.	Jeff Grose, 1986-89	.402
7.	John Shurna, 2009-12	.401
8.	Kevin Coble, 2007-09	.391
9.	<b>Vic Law, 2015-pres.</b>	<b>.384</b>
10.	Craig Moore, 2006-09	.379

### FREE THROW PERCENTAGE

1.	Jeff Grose, 1986-89	.862
2.	<b>Bryant McIntosh, 2015-present</b>	<b>.852</b>
3.	Dan Davis, 1967-69	.843

### GAMES STARTED

1.	Drew Crawford, 2010-14	142
2.	Michael Thompson, 2008-11	129
3.	John Shurna, 2009-12	128
4.	<b>Bryant McIntosh, 2015-present</b>	<b>126</b>
	Sanjay Lumpkin, 2013-17	126

### GAMES PLAYED

1.	Drew Crawford, 2010-14	143
2.	Sanjay Lumpkin, 2013-17	137
3.	Tre Demps, 2012-16	132
4.	John Shurna, 2009-12	130
5.	Michael Thompson, 2008-11	129
6.	<b>Bryant McIntosh, 2015-present</b>	<b>128</b>
	Alex Marcotullio, 2010-13	128

### MINUTES PLAYED

1.	Michael Thompson, 2008-11	4,633
2.	Drew Crawford, 2010-14	4,627
3.	<b>Bryant McIntosh, 2015-present</b>	<b>4,310</b>

### ACTIVE TEAM LEADERS

#### POINTS

Bryant McIntosh	1,676
Scottie Lindsey	1,258
Vic Law	992

#### REBOUNDS

Derek Pardon	528
Vic Law	519
Gavin Skelly	403

#### ASSISTS

Bryant McIntosh	694
Scottie Lindsey	187
Vic Law	164

#### BLOCKED SHOTS

Derek Pardon	118
Gavin Skelly	91
Vic Law	48

#### STEALS

Vic Law	88
Bryant McIntosh	78
Scottie Lindsey	70

#### 3-POINT FIELD GOALS

Scottie Lindsey	196
Bryant McIntosh	169
Vic Law	137

#### GAMES PLAYED

Bryant McIntosh	128
Gavin Skelly	126
Scottie Lindsey	125

#### GAMES STARTED

Bryant McIntosh	126
Vic Law	82
Scottie Lindsey	75

### LED TEAM IN SCORING

	SEASON	CAREER
Bryant McIntosh	7	43
Scottie Lindsey	11	23
Vic Law	8	21
Derek Pardon	6	7
Aaron Falzon	0	3
Isiah Brown	1	2
Gavin Skelly	0	1

### 30+ POINT GAMES

	SEASON	CAREER
Scottie Lindsey	1	2
Bryant McIntosh	0	2
Vic Law	1	1

### 20+ POINT GAMES

	SEASON	CAREER
Bryant McIntosh	4	23
Scottie Lindsey	9	14
Vic Law	2	6
Derek Pardon	1	2
Aaron Falzon	0	2

### 10+ POINT GAMES

	SEASON	CAREER
Bryant McIntosh	17	87
Scottie Lindsey	24	64
Vic Law	14	47
Derek Pardon	18	33
Aaron Falzon	5	16
Gavin Skelly	7	15
Anthony Gaines	4	4
Isiah Brown	2	11
Jordan Ash	1	2

### 20+ REBOUND GAMES

	SEASON	CAREER
Derek Pardon	0	1

### 10+ REBOUND GAMES

	SEASON	CAREER
Derek Pardon	5	13
Vic Law	2	5
Gavin Skelly	1	3

### 10+ ASSIST GAMES

	SEASON	CAREER
Bryant McIntosh	1	6

### DOUBLE-DOUBLES

	SEASON	CAREER
Derek Pardon	4	9
Vic Law	2	4
Gavin Skelly	1	2
Bryant McIntosh	1	2

## BIG TEN TOURNAMENT HISTORY

### RESULTS

#### 1998 (Chicago)

3/5 #8 Minnesota vs. #9 Northwestern.....L, 64-56

#### 1999 (Chicago)

3/4 #8 Northwestern vs. #9 Penn State ..... W, 54-44

3/5 #1 Michigan State vs. #11 Northwestern .....L, 61-59

#### 2000 (Chicago)

3/9 #6 Wisconsin vs. #11 Northwestern .....L, 51-41

#### 2001 (Chicago)

3/8 #6 Iowa vs. #11 Northwestern .....L, 72-55

#### 2002 (Indianapolis)

3/7 #7 Northwestern vs. #10 Michigan.....L, 72-51

#### 2003 (Chicago)

3/13 #10 Northwestern vs. #7 Minnesota..... W, 76-64

3/14 #2 Illinois vs. #10 Northwestern .....L, 94-65

#### 2004 (Indianapolis)

3/11 #6 Northwestern vs. #11 Penn State..... W, 57-52

3/12 #3 Michigan State vs. #6 Northwestern.....L, 68-55

#### 2005 (Chicago)

3/10 #8 Northwestern vs. #9 Michigan ..... W, 58-56

3/11 #1 Illinois vs. #8 Northwestern.....L, 68-51

#### 2006 (Indianapolis)

3/7 #8 Penn State vs. #9 Northwestern .....L, 60-42

#### 2007 (Indianapolis)

3/8 #7 Michigan State vs. #10 Northwestern .....L, 62-57

#### 2008 (Indianapolis)

3/13 #6 Minnesota vs. #11 Northwestern .....L, 55-52

#### 2009 (Indianapolis)

3/12 #8 Minnesota vs. #9 Northwestern.....L, 66-53

#### 2010 (Indianapolis)

3/11 #7 Northwestern vs. #10 Indiana ..... W, 73-58

3/12 #2 Purdue vs. #7 Northwestern .....L, 69-61

#### 2011 (Indianapolis)

3/10 #8 Northwestern vs. #9 Minnesota..... W, 75-65

3/11 #1 Ohio State vs. #8 Northwestern .....L, 68-61 (OT)

#### 2012 (Indianapolis)

3/8 #7 Northwestern vs. #10 Minnesota..... L, 75-68 (OT)

#### 2013 (Chicago)

3/14 #6 Iowa vs. #11 Northwestern .....L, 73-59

#### 2014 (Indianapolis)

3/13 #6 Iowa vs. #11 Northwestern ..... W, 67-62

3/14 #3 Michigan State vs. #11 Northwestern .....L, 67-51

#### 2015 (Chicago)

3/12 #7 Indiana vs. #10 Northwestern .....L, 71-56

#### 2016 (Indianapolis)

3/10 #8 Michigan vs. #9 Northwestern ..... L, 72-70 (OT)

#### 2017 (Washington D.C.)

3/9 #6 Northwestern vs. #14 Rutgers..... W, 83-61

3/10 #3 Maryland vs. #6 Northwestern..... W, 72-64

3/11 #2 Wisconsin vs. #6 Northwestern.....L, 76-48

### BIG TEN TOURNAMENT RECORDS HELD BY NORTHWESTERN

#### TEAM

##### Steals in a game

22 vs. Penn State (3/11/04)

##### TO's caused in a game

26 vs. Penn State (3/11/04)

##### FT Percentage in a game

.957 (22-of-23) vs. Illinois (3/14/03)

##### 3FG Percentage in a game

.667 (6-of-9) vs. Michigan State (3/5/99)

#### INDIVIDUAL

##### Points in a game

35 by Michael Thompson vs. Minnesota (3/10/11)

##### Steals in a game

8 by Jitim Young vs. Penn State (3/11/04)

##### Steals in the tournament

11 by Jitim Young in 2004 (T-1st)

##### Three-point FG attempts in a game

14 by Craig Moore vs. Minnesota (3/12/09)

### DID YOU KNOW?

• Northwestern has had three players earn all-tournament team honors at the Big Ten Tournament:

Evan Eschmeyer (1999)

Jitim Young (2004)

Michael Thompson (2011)

• Northwestern set a Big Ten record in its second-round game against Rutgers March 9, 2017 when the Wildcats scored 31 consecutive points during the first half.

## NORTHWESTERN BIG TEN TOURNAMENT GAME RECORDS

### TEAM

#### Points

Game:	83	3/9/17 vs. Rutgers
First Half:	42	3/9/17 vs. Rutgers
Second Half:	46	3/11/10 vs. Indiana
	46	3/13/03 vs. Minnesota

#### Points Allowed

Most:	94	3/14/03 vs. Illinois
Fewest:	44	3/4/99 vs. Penn State

**Field Goals Made** 30..... 3/9/17 vs. Rutgers

**Field Goals Attempted** 68..... 3/10/16 vs. Michigan

**Field Goal Percentage** .600 (30-50) ..... 3/9/17 vs. Rutgers

**3-Pt. Field Goals Made** 11..... 3/10/16 vs. Michigan  
 11..... 3/13/14 vs. Iowa  
 11..... 3/8/12 vs. Minnesota  
 11..... 3/8/07 vs. Minnesota

**3-Pt. Field Goals Att.** 31..... 3/10/11 vs. Minnesota  
 31..... 3/11/10 vs. Indiana  
 31..... 3/9/06 vs. Penn State

**3-Pt. Field Goal Percentage (min. 10 attempts)**  
 .500 (9-18)..... 3/13/08 vs. Minnesota  
 (best is .667 (6-9) on 3/5/99 vs. Michigan State)

**Free Throws Made** 22..... 3/14/03 vs. Illinois

**Free Throws Attempted** 29..... 3/5/98 vs. Minnesota

**Free Throw Percentage** .957 (22-23) ..... 3/14/03 vs. Illinois

#### Rebounds

Total: 44..... 3/4/99 vs. Penn State  
 Offensive: 17..... 3/11/10 vs. Indiana  
 Defensive: 34..... 3/4/99 vs. Penn State

**Personal Fouls** 28..... 3/12/10 vs. Purdue

**Assists** 19..... 3/9/17 vs. Rutgers  
 19..... 3/8/01 vs. Iowa

#### Turnovers

High: 19..... 3/11/05 vs. Illinois  
 Low: 5 ..... 3/11/11 vs. Ohio State  
 5 ..... 3/10/11 vs. Minnesota

**Assist/Turnover Ratio** 3.00 (15/5) ..... 3/10/11 vs. Minnesota

**Blocked Shots** 7 ..... 3/14/13 vs. Iowa

**Steals** 22..... 3/11/04 vs. Penn State

### INDIVIDUAL

#### Points

35.....	Michael Thompson (3/10/11 vs. Minnesota)
30.....	Evan Eschmeyer (3/5/99 vs. Michigan State)

#### Field Goals Made

11.....	Michael Thompson (3/10/11 vs. Minnesota)
11.....	Evan Eschmeyer (3/5/99 vs. Michigan State)

#### Field Goals Attempted

22.....	Michael Thompson (3/10/11 vs. Minnesota)
---------	--

#### Field Goal Percentage (min. 5 attempts)

.688 (11-16).....	Evan Eschmeyer (3/5/99 vs. Michigan State)
.667 (8-12).....	JerShon Cobb (3/8/12 vs. Minnesota)

#### 3-Pt. FG Made

6.....	Ben Johnson (3/8/01 vs. Iowa)
--------	-------------------------------

#### 3-Pt. FG Attempted

14.....	Craig Moore (3/12/09 vs. Minnesota)
12.....	Michael Thompson (3/10/11 vs. Minnesota)

#### 3-Pt. FG Percentage (min. 5 attempts)

.667 (6-9).....	Ben Johnson (3/8/01 vs. Iowa)
.667 (4-6).....	Tre Demps (3/13/14 vs. Iowa)

#### FT Made

9.....	Davor Duvancic (3/14/03 vs. Illinois)
--------	---------------------------------------

#### FT Attempted

15.....	Jitim Young (3/12/04 vs. Michigan State)
15.....	Evan Eschmeyer (3/5/98 vs. Minnesota)

#### FT Percentage (min. 5 attempts)

1.000 (9-9).....	Davor Duvancic (3/14/03 vs. Illinois)
1.000 (8-8).....	Michael Thompson (3/10/11 vs. Minnesota)
1.000 (8-8).....	Evan Eschmeyer (3/5/99 vs. Michigan State)

#### Rebounds

11.....	Evan Eschmeyer (3/4/99 vs. Penn State)
11.....	Steve Lepore (3/4/99 vs. Penn State)
11.....	Evan Eschmeyer (3/5/98 vs. Minnesota)

#### Assists

9.....	Steve Lepore (3/5/99 vs. Michigan State)
8.....	Collier Drayton (3/5/98 vs. Minnesota)

#### Blocked Shots

3.....	Jeremy Nash (3/12/10 vs. Purdue)
3.....	Tavaras Hardy (3/7/02 vs. Michigan)
3.....	Alex Olah (3/14/13 vs. Iowa)
3.....	Reggie Hearn (3/14/13 vs. Iowa)

#### Steals

8.....	Jitim Young (3/11/04 vs. Penn State)
--------	--------------------------------------



# NORTHWESTERN SINGLE TOURNAMENT AND CAREER TOURNAMENT RECORDS

## SINGLE TOURNAMENT

### Points

50..... Michael Thompson (2011, 2 games)  
 49..... Scottie Lindsey (2017, 3 games)  
 41..... Evan Eschmeyer (1999, 2 games)

### Field Goals Made

18..... Scottie Lindsey (2017, 3 games)  
 16..... Michael Thompson (2011, 2 games)  
 15..... Bryant McIntosh (2017, 3 games)  
 15..... Evan Eschmeyer (1999, 2 games)

### Field Goals Attempted

34..... Scottie Lindsey (2017, 3 games)  
 34..... Michael Thompson (2011, 2 games)  
 31..... Mohamed Hachad (2005, 2 games)

### 3FG Made

7..... Michael Thompson (2010, 2 games)  
 6..... Michael Thompson (2011, 2 games)  
 6..... Ben Johnson (2001, 1 game)

### 3FG Attempted

17..... Scottie Lindsey (2017, 3 games)  
 16..... Michael Thompson (2011, 2 games)  
 16..... Michael Thompson (2010, 2 games)

### FT Made

12..... Michael Thompson (2011, 2 games)  
 11..... Evan Eschmeyer (1999, 2 games)  
 10..... Davide Curletti (2010, 2 games)  
 10..... Mohamed Hachad (2005, 2 games)

### FT Attempted

19..... Jitim Young (2004, 2 games)

### Rebounds

23..... Dererk Pardon (2017, 3 games)  
 17..... Evan Eschmeyer (1999, 2 games)  
 16..... Drew Crawford (2011, 2 games)  
 16..... Mohamed Hachad (2005, 2 games)  
 16..... Steve Lepore (1999, 2 games)

### Assists

11..... T.J. Parker (2004, 2 games)  
 11..... Steve Lepore (1999, 2 games)

### Blocked Shots

4..... Evan Eschmeyer (1999, 2 games)

### Steals

11..... Jitim Young (2004, 2 games)

## CAREER

### Points

99..... Michael Thompson (2008-11, 6 games)  
 92..... Drew Crawford (2010-14, 7 games)  
 82..... Mohamed Hachad (2003-06, 7 games)  
 79..... John Shurna (2009-12, 6 games)

### Points Per Game (min. 3 games)

21.3..... Evan Eschmeyer (1998-99, 64 pts in 3 games)

### Field Goals Made

33..... Michael Thompson (2008-11, 6 games)  
 31..... Mohamed Hachad (2003-06, 7 games)

### Field Goals Attempted

83..... Drew Crawford (2010-14, 7 games)  
 75..... Michael Thompson (2008-11, 6 games)  
 75..... Mohamed Hachad (2003-06, 7 games)

### Field Goal Percentage (min. 10 attempts)

.667 (8-12)..... JerShon Cobb (2011-present, 1 game)  
 .561 (23-41)..... Evan Eschmeyer (1998-99, 3 games)

### 3FG Made

16..... Michael Thompson (2008-11, 6 games)  
 12..... Craig Moore (2006-09, 4 games)

### 3FG Attempted

38..... Michael Thompson (2008-11, 6 games)  
 37..... Drew Crawford (2010-14, 7 games)  
 37..... Craig Moore (2006-09, 4 games)

### 3FG Percentage (min. 10 attempts)

.636 (7-11)..... Kevin Coble (2007-09, 3 games)  
 .545 (6-11)..... Ben Johnson (2000-01, 2 games)

### FT Made

22..... Drew Crawford (2010-14, 7 games)  
 18..... Evan Eschmeyer (1998-99, 3 games)

### FT Percentage (min. 10 attempts)

.944 (17-18)..... Michael Thompson (2008-11, 6 games)

### Rebounds

46..... Drew Crawford, (2010-14, 7 games)  
 37..... Mohamed Hachad (2003-06, 7 games)

### Assists

20..... Bryant McIntosh (2015-present, 5 games)  
 20..... Mohamed Hachad (2003-06, 7 games)  
 18..... T.J. Parker (2003-05, 6 games)

### Blocked Shots

7..... Drew Crawford (2010-14, 7 games)  
 6..... John Shurna (2009-12, 6 games)

### Steals

18..... Mohamed Hachad (2003-06, 7 games)  
 14..... Jitim Young (2001-04, 6 games)

# NORTHWESTERN BIG TEN TOURNAMENT GAME-BY-GAME HISTORY

## NORTHWESTERN GAME-BY-GAME TOURNAMENT HISTORY

Game (Date)	Points												
	1-2-Total	FG	Pct.	3FG	Pct.	FT	Pct.	O-D-Reb.	PF	A	TO	B	S
Minnesota (3/5/98)	30-26-56	19-42	.452	3-13	.231	15-29	.517	10-22-32	17	11	16	2	4
Penn State (3/4/99)	17-37-54	19-55	.345	4-13	.308	12-17	.706	10-34-44	12	17	8	5	4
Michigan State (3/5/99)	22-37-59	21-41	.512	6-9	.667	11-12	.917	4-19-23	17	18	14	2	5
Wisconsin (3/9/00)	19-22-41	15-50	.300	3-9	.333	8-10	.800	11-24-35	15	15	11	2	4
Iowa (3/8/01)	15-40-55	21-58	.362	9-30	.300	4-6	.667	8-13-21	23	19	11	1	14
Michigan (3/7/02)	28-23-51	17-51	.333	8-30	.267	9-14	.643	10-20-30	19	14	16	6	5
Minnesota (3/13/03)	30-46-76	24-29	.490	10-22	.455	18-26	.692	9-24-33	17	17	15	5	8
Illinois (3/14/03)	21-44-65	18-61	.295	7-26	.269	22-23	.957	15-20-35	22	14	12	2	5
Penn State (3/11/04)	26-31-57	24-66	.364	5-25	.200	4-8	.500	14-15-29	12	17	7	1	22
Michigan State (3/12/04)	23-32-55	17-44	.386	8-23	.348	13-27	.481	8-13-21	14	12	9	0	9
Michigan (3/10/05)	20-38-58	22-52	.423	4-19	.211	10-19	.526	12-19-31	22	15	12	3	0
Illinois (3/11/05)	22-29-51	18-52	.346	5-19	.263	10-18	.556	9-27-36	20	13	19	2	9
Penn State (3/9/06)	21-21-42	16-50	.320	7-31	.226	3-6	.500	7-19-26	16	12	10	1	6
Michigan State (3/8/07)	23-34-57	19-44	.432	11-24	.458	8-12	.667	6-15-21	17	16	13	1	7
Minnesota (3/13/08)	34-18-52	17-39	.436	9-18	.500	9-11	.818	2-20-22	16	14	12	2	5
Minnesota (3/12/09)	25-28-53	17-52	.327	8-25	.320	11-15	.733	13-21-34	23	10	13	2	6
Indiana (3/11/10)	27-46-73	24-58	.414	7-31	.226	18-20	.900	17-14-31	20	17	7	5	10
Purdue (3/12/10)	34-27-61	16-43	.372	8-23	.348	21-27	.778	11-22-33	28	11	5	6	5
Minnesota (3/10/11)	32-43-75	24-57	.421	9-31	.290	18-23	.783	8-27-35	21	15	5	4	4
Ohio State (3/11/11) *	28-24-15-67	19-59	.322	3-15	.200	26-32	.813	21-27-48	16	3	7	7	4
Minnesota (3/8/12) *	36-25-7-68	20-57	.351	11-26	.423	17-21	.810	8-21-29	14	11	8	3	12
Iowa (3/14/13)	22-37-59	18-49	.367	7-22	.318	16-21	.762	5-26-31	23	14	9	7	4
Iowa (3/13/14)	31-36-67	23-44	.523	11-23	.478	10-13	.769	5-24-29	20	14	13	4	4
Michigan State (3/14/14)	22-29-51	19-47	.404	7-19	.368	6-8	.750	5-19-24	14	11	11	1	3
Indiana (3/12/15)	22-34-56	20-46	.435	5-12	.417	11-16	.688	5-20-25	16	12	9	5	5
Michigan (3/10/16) *	25-35-10-70	25-68	.368	11-27	.407	9-12	.750	14-31-45	18	16	7	2	2
Rutgers (3/9/17)	42-41-83	30-50	.600	9-20	.450	14-16	.875	9-24-33	13	19	11	4	3
Maryland (3/10/17)	34-38-72	26-47	.553	7-15	.467	13-20	.650	10-22-32	17	15	16	3	7
Wisconsin (3/11/17)	21-27-48	18-52	.346	3-14	.214	9-11	.818	8-19-27	14	5	12	0	4

## OPPONENT GAME-BY-GAME TOURNAMENT HISTORY

Game (Date)	Points												
	1-2-Total	FG	Pct.	3FG	Pct.	FT	Pct.	O-D-Reb.	PF	A	TO	B	S
Minnesota (3/5/98)	27-37-64	23-48	.479	5-13	.385	13-19	.684	6-23-29	22	14	11	2	7
Penn State (3/4/99)	20-24-44	16-59	.271	8-25	.320	4-7	.571	11-28-39	19	14	9	5	5
Michigan State (3/5/99)	24-37-61	24-55	.436	4-9	.444	9-16	.562	17-17-34	15	16	11	2	9
Wisconsin (3/9/00)	27-24-51	18-42	.429	3-11	.273	12-17	.706	3-24-27	14	14	10	12	7
Iowa (3/8/01)	30-42-72	24-42	.571	3-8	.375	21-29	.724	10-31-41	13	16	20	0	4
Michigan (3/7/02)	36-36-72	24-52	.462	8-13	.615	16-20	.800	9-27-36	17	9	12	2	8
Minnesota (3/13/03)	28-36-64	24-58	.414	7-16	.438	9-19	.474	18-18-36	21	17	17	3	8
Illinois (3/14/03)	47-47-94	30-58	.517	8-24	.333	26-34	.765	13-28-41	23	22	10	4	8
Penn State (3/11/04)	24-28-52	21-52	.404	4-17	.235	6-7	.857	17-31-48	13	12	26	7	4
Michigan State (3/12/04)	36-32-68	26-42	.619	8-14	.571	8-13	.615	7-28-35	25	20	18	1	5
Michigan (3/10/05)	26-30-56	19-47	.404	3-16	.188	15-20	.750	13-24-37	19	11	19	8	7
Illinois (3/11/05)	38-30-68	25-52	.481	4-18	.222	14-29	.483	9-31-40	17	20	16	3	7
Penn State (3/9/06)	31-29-60	20-43	.465	6-18	.333	14-25	.560	10-29-39	10	13	12	3	7
Michigan State (3/8/07)	32-30-62	22-38	.579	7-13	.538	11-17	.647	6-22-28	12	20	16	5	7
Minnesota (3/13/08)	21-34-55	18-44	.409	5-20	.250	14-20	.700	8-21-29	14	9	10	1	7
Minnesota (3/12/09)	31-35-66	21-48	.438	4-19	.211	20-26	.769	8-24-32	19	9	9	11	7
Indiana (3/11/10)	30-28-58	20-46	.435	5-15	.333	13-17	.765	14-19-33	21	10	19	2	2
Purdue (3/12/10)	30-39-69	18-51	.353	4-16	.250	29-39	.744	17-19-36	24	12	9	5	3
Minnesota (3/10/11)	30-35-65	21-56	.375	5-15	.333	18-26	.692	12-29-41	20	13	8	5	4
Ohio State (3/11/11) *	23-29-9-61	19-51	.373	7-21	.333	16-18	.889	6-21-27	23	7	5	6	2
Minnesota (3/8/12) *	34-27-14-75	29-62	.468	11-26	.423	6-10	.600	13-31-44	18	15	14	4	6
Iowa (3/14/13)	36-37-73	23-62	.371	6-17	.353	21-32	.656	19-29-48	16	15	7	8	6
Iowa (3/13/14)	31-31-62	20-62	.323	6-24	.250	16-18	.889	19-18-37	16	13	9	5	7
Michigan State (3/14/14)	40-27-67	27-60	.450	8-19	.421	5-10	.500	16-24-40	11	15	10	8	4
Indiana (3/12/15)	36-35-71	27-65	.415	11-32	.344	6-10	.600	20-22-42	15	19	8	6	5
Michigan (3/10/16) *	34-26-12-72	22-58	.379	12-29	.414	16-20	.800	9-30-39	15	14	8	2	3
Rutgers (3/9/17)	24-37-61	22-53	.415	9-19	.474	8-12	.667	8-11-19	21	10	11	6	4
Maryland (3/10/17)	36-28-64	24-51	.471	6-16	.375	10-17	.588	8-16-24	21	14	14	3	8
Wisconsin (3/11/17)	38-38-76	27-57	.474	12-29	.414	10-15	.667	12-25-37	11	13	9	3	7

\* overtime game

# GAME RECAPS AND BOX SCORES

## Game 1 #19/20 NU 79, Loyola (Md.) 75 Nov. 10, 2017 • Rosemont, Ill.

Northwestern started its season off on a positive note with a 79-75 win over Loyola (Md.) in the season-opener for both teams at Allstate Arena. Scottie Lindsey finished with a game-high 26 points, while adding a career-high nine rebounds. Bryant McIntosh contributed 16 points, seven assists, four rebounds and a team-high three steals, including one with 16 seconds left to help seal the victory for the 'Cats. The Wildcats played lockdown defense in the first half, holding the Greyhounds to 24 points and just 8-of-30 shooting. Pardon and sophomore Barret Benson each added two blocks and four defensive rebounds in the period, while the 'Cats finished the half with seven total blocks as a team. Northwestern held Loyola without a field goal for almost eight minutes midway through the half, during which the #B1GCats went on a 16-0 run to take the lead. Pardon had six points during the run while Lindsey added 10 points, including back-to-back 3-pointers to give Northwestern a 20-8 lead. The Wildcats finished the half on an 11-3 run, capped off with an emphatic dunk by Lindsey to send Northwestern into the break with a 37-24 lead. Lindsey led all players with 14 points on 50.0-percent shooting in the half. McIntosh kickstarted the Northwestern offense to start the second half, hitting back-to-back jumpers to give him 10 points on the night. However, Loyola rallied back in the second half thanks to a much improved 55.0-percent field goal percentage, including shooting 7-of-8 from behind the arc. In the game's last five minutes, Lindsey finished with seven points, while McIntosh added four points along with a steal. McIntosh hit a pair of free throws in the game's final seconds to secure the victory.

Loyola (Md.) 75 • 0-1		Total		3-Ptr		Rebounds		PF		TP		A To Blk Stl		Min													
#	Player	FG	FGA	FG	FGA	FT	FTA	Off	Def	TP	PA	A	To	Blk	Stl	Min											
22	Gregory, Cam	f	6-11	0-0	6-7	4	7	11	4	18	2	4	0	1	38												
41	Langendoerfer, Ian	f	0-3	0-2	3-3	0	1	1	4	3	0	0	0	0	11												
10	Kostecka, Andrew	g	8-14	3-5	3-6	1	3	4	4	22	2	2	0	3	33												
2	Walker, Andre	g	3-10	0-2	2-5	0	2	2	4	8	4	3	0	0	28												
5	Fives, James	g	1-4	1-2	2-2	3	8	11	3	5	2	2	0	1	30												
0	Hart, Isaiyah	g	2-9	0-1	1-2	0	2	2	3	5	3	2	2	1	28												
15	Norton, Sam	g	0-0	0-0	1-2	1	2	3	1	1	1	0	0	0	4												
23	Holcombe, Brent	g	4-8	4-5	1-2	1	2	3	5	13	0	3	0	0	23												
4	Team	g	0-0	0-0	0-0	0	3	2	0	0	1	0	0	0	5												
Totals		24-59		8-17		19-29		12		32		44		30		75		14		18		2		6		20	
FG % 1st Half:		8-30		26.7%		2nd half:		16-29		55.2%		Game:		24-59		40.7%		Deadball		Rebounds		4					
3FG % 1st Half:		1-9		11.1%		2nd half:		7-8		87.5%		Game:		8-17		47.1%											
FT % 1st Half:		7-10		70.0%		2nd half:		12-19		63.2%		Game:		19-29		65.5%											

Northwestern 79 • 1-0		Total		3-Ptr		Rebounds		PF		TP		A To Blk Stl		Min													
#	Player	FG	FGA	FG	FGA	FT	FTA	Off	Def	TP	PA	A	To	Blk	Stl	Min											
20	Scottie Lindsey	f	9-20	4-11	4-8	1	8	9	2	26	0	0	1	1	35												
4	Vic Law	f	4-12	1-4	3-5	1	6	7	4	12	1	0	0	0	35												
44	Gavin Skelly	f	1-1	0-0	1-2	0	2	2	4	3	1	2	2	1	19												
5	Derek Pardon	c	6-9	0-0	4-10	2	2	7	4	16	0	3	3	0	29												
30	Bryant McIntosh	g	4-13	0-5	8-8	2	4	4	1	16	7	4	1	3	38												
11	Anthony Gaines	g	0-2	0-0	2-0	1	1	1	2	1	3	0	0	0	12												
12	Isiah Brown	g	1-2	0-0	2-2	0	1	1	1	4	1	1	0	0	14												
23	Jordan Ash	g	0-0	0-0	0	0	0	0	1	0	1	0	0	0	8												
25	Barret Benson	g	2-0	0-1	0-0	0	1	4	0	1	2	0	1	0	10												
Team		0-0		0-0		0-0		0-0		0-0		0-0		0-0													
Totals		25-61		5-21		24-37		12		29		41		25		79		13		15		2		5		20	
FG % 1st Half:		14-30		46.7%		2nd half:		11-31		35.5%		Game:		25-61		41.0%		Deadball		Rebounds		5					
3FG % 1st Half:		2-9		22.2%		2nd half:		3-12		25.0%		Game:		5-21		23.8%											
FT % 1st Half:		7-9		77.8%		2nd half:		17-38		60.7%		Game:		24-37		64.9%											

Officials: D.J. Carstensen, Paul Szalc, John Floyd  
Technical fouls: Loyola (Md.)-Walker, Andre. Northwestern-None.  
Attendance: 6013

Score by periods		1st	2nd	Total	Points	In	Off	2nd	Fast	Bench
		24	51	75	Point	Point	T/O	Chance	Break	19
Loyola (Md.)		37	42	79	12	23	13	7	6	19
Northwestern		24	42	66	12	23	13	7	6	19

Last FG - LOYOLA 2nd-01:31, NU 2nd-02:13.  
Largest lead - LOYOLA by 4 1st-16:32, NU by 18 2nd-12:22.  
LOYOLA led for 03:00, NU led for 33:14, Game was tied for 03:46.  
Score tied - 6 times.  
Lead changed - 7 times.

## Game 2 #20/20 NU 75, Saint Peter's 66 Nov. 13, 2017 • Rosemont, Ill.

Five Northwestern players scored in double figures and the Wildcats finished with a 34-16 rebounding advantage en route to a 75-66 victory over Saint Peter's at Allstate Arena. Bryant McIntosh led the way with 17 points and matched his career high with seven rebounds. The Wildcats' starting frontcourt of Derek Pardon and Gavin Skelly added 15 and 14 points, respectively. The Wildcats started out fast thanks to an early 8-0 run. Skelly energized the run with two highlight-reel dunks, including a thunderous alley-oop from Law followed by a put-back slam. Moments later, Lindsey drained a 3-pointer to extend the lead to 11-3 and force Saint Peter's to call a timeout. Skelly led all players at the half with eight points and four rebounds. McIntosh and Pardon each finished the period with seven points. The Wildcats went into halftime with a 32-25 lead thanks to an efficient offensive performance and disciplined defense in the first half. The #B1GCats started the second half red hot from behind the arc. Skelly, Lindsey and Law each hit a triple on NUs first three possessions of the period. A layup by Pardon followed by a McIntosh jumper helped improve the 'Cats' shooting numbers to 5-of-6 to start the half. The jumper opened the lead up to 15 and forced another Peacocks' timeout. Anthony Gaines turned in a strong stretch of play midway through the second half, scoring five consecutive points including his first-career 3-pointer to extend NU's lead to 18 points. Saint Peter's wouldn't go away as an 11-3 run brought them back within 10 points midway through the second half, but Northwestern shut the door on any further comeback efforts. The Wildcats finished the night shooting 48.9 percent from the field and 23-of-24 from the free throw line.

Saint Peter's 66 • 0-2		Total		3-Ptr		Rebounds		PF		TP		A To Blk Stl		Min											
#	Player	FG	FGA	FG	FGA	FT	FTA	Off	Def	TP	PA	A	To	Blk	Stl	Min									
11	Enechionvia, Nnamdi	f	0-4	0-4	0-0	0	0	0	3	0	4	0	0	0	22										
7	Ikwu, Samuel	f	4-7	1-4	1-1	2	5	7	1	10	1	2	1	0	31										
24	Taylor, Quinn	f	2-3	2-3	4-7	1	1	2	4	10	4	1	0	4	29										
0	Griffin, Nick	g	7-12	3-5	2-2	0	3	3	2	19	2	0	0	0	34										
1	Turner, Davauhnte	g	3-6	1-3	0-0	1	0	1	1	7	5	3	0	0	32										
12	Livingston, Jeremiah	g	0-4	0-1	0-0	0	1	1	3	0	3	0	0	1	16										
15	Nkleye, Mamasou	g	1-3	0-1	0-0	0	1	1	1	2	0	1	0	0	10										
1	Powell, Julian	g	0-1	0-1	0-0	1	1	2	1	0	0	1	1	1	9										
25	Jones, Cameron	g	5-8	2-4	2-2	0	3	3	14	0	1	0	2	2	28										
Team		0-0		0-0		0-0		0-0		0-0		0-0		0-0											
Totals		22-49		10-26		12-15		3		13		20		66		18		10		3		10		20	
FG % 1st Half:		10-26		38.5%		2nd half:		12-23		52.2%		Game:		22-49		44.9%		Deadball		Rebounds		2			
3FG % 1st Half:		5-14		35.7%		2nd half:		3-12		25.0%		Game:		10-26		38.5%									
FT % 1st Half:		0-0		0.0%		2nd half:		12-15		80.0%		Game:		12-15		80.0%									

Northwestern 75 • 2-0		Total		3-Ptr		Rebounds		PF		TP		A To Blk Stl		Min													
#	Player	FG	FGA	FG	FGA	FT	FTA	Off	Def	TP	PA	A	To	Blk	Stl	Min											
4	Vic Law	f	11-19	5-10	3-4	2	3	5	4	30	1	2	2	1	39												
44	Gavin Skelly	f	4-9	1-3	3-4	3	3	0	8	14	1	2	0	0	35												
5	Derek Pardon	c	4-8	0-0	7-8	1	3	4	3	15	3	5	0	0	36												
20	Scottie Lindsey	g	3-5	2-4	4-4	0	3	4	12	6	0	0	0	0	29												
30	Bryant McIntosh	g	5-9	1-2	6-6	0	7	7	2	17	3	2	1	0	37												
11	Anthony Gaines	g	4-3	2-5	4-2	1	3	4	1	11	5	0	3	0	31												
12	Isiah Brown	g	0-1	0-1	0-0	0	1	1	0	0	1	0	0	0	4												
23	Jordan Ash	g	0-2	0-1	0-0	0	0	0	0	0	1	0	0	0	10												
25	Barret Benson	g	1-2	0-0	0-0	0	1	1	0	2	0	2	1	0	3												
Team		0-0		0-0		0-0		0-0		0-0		0-0		0-0													
Totals		23-47		6-16		23-24		9		25		34		17		75		15		17		4		2		20	
FG % 1st Half:		10-20		50.0%		2nd half:		13-27		48.1%		Game:		23-47		48.9%		Deadball		Rebounds		3					
3FG % 1st Half:		2-4		50.0%		2nd half:		4-12		33.3%		Game:		6-16		37.5%											
FT % 1st Half:		10-11		90.9%		2nd half:		13-13		100.0		Game:		23-24		95.8%											

Officials: Terry Wymer, Keith Kimble, Brooks Wells  
Technical fouls: Saint Peter's-None. Northwestern-None.  
Attendance: 5101

Score by periods		1st	2nd	Total	Points	In	Off	2nd	Fast	Bench
		25	41	66	Point	Point	T/O	Chance	Break	16
Saint Peter's		25	41	66	14	14	6	16	7	16
Northwestern		23	43	66	28	14	10	7	7	16

Last FG - SPUM 2nd-00:32, NU 2nd-01:25.  
Largest lead - SPUM by 2 1st-08:24, NU by 18 2nd-12:22.  
SPUM led for 01:59, NU led for 35:03, Game was tied for 02:58.  
Score tied - 2 times.  
Lead changed - 2 times.

## Game 3 Creighton 92, #20/20 NU 88 Nov. 15, 2017 • Rosemont, Ill.

Vic Law scored a career-high 30 points but No. 20 Northwestern was unable to complete a furious second-half comeback as the Wildcats fell to the Creighton, 92-88, at Allstate Arena as part of the Gavitt Tipoff Games. Bryant McIntosh added 24 points along with a team-high nine assists. Five consecutive baskets for Creighton helped the Bluejays pull ahead with a 22-13 lead, however Northwestern continued to fight offensively to keep the score close. Despite six consecutive field goals by the 'Cats midway through the half, a 10-0 run by Creighton opened up their lead to 15 late in the first half, but the #B1GCats would not go away. The Wildcats went on a 7-2 run to close the first half, holding Creighton without a field goal for the final 2:52 of the half to head into the locker room trailing, 51-43. A 7-0 run to begin to half cut the NU deficit to just one. Northwestern kept its foot on the gas pedal as Law converted on four-point play to give the 'Cats a 56-55 lead with 17:02 remaining. Following a Creighton basket on the ensuing possession, Law stayed hot as he drained a fade-away three to put Northwestern back on top, 59-57. The Bluejays kept answering every NU charge, though. With the 'Cats trailing by seven with under four minutes left, Law scored four straight points to close the deficit to three. A basket by Martin Krampelj and a free throw by Ronnie Harrell Jr. made it a six-point game, but a triple by Scottie Lindsey cut the margin in half. A putback basket by Krampelj extended the guests' lead to five. After Gavin Skelly hit a 3-pointer to cut the Bluejays' lead to 90-88 with 18 seconds remaining, Khyri Thomas converted on two free throws to make the score 92-88 and seal the game for Creighton.

Creighton 92 • 3-0		Total		3-Ptr		Rebounds		PF		TP		A To Blk Stl		Min		
#	Player	FG	FGA	FG	FGA	FT	FTA	Off	Def	TP	PA	A	To	Blk	Stl	Min
15	KRAMPELJ, Martin	f	7-9	1-1	2-2	2	3	5	4	17	3	0	0	0	26	
32	HEGNER, Toby	f	2-3	0-0	0-0	0	0	0	4	1	0	0	0	0	5	
0	FOSTER, Marcus	f	3-11	2-3	4-4	0	0	0	3	12	2	2	1	0	35	
1	MINTZ, Davion	g	0-2	0-0	2-2	0	4	2	2	3	0	0	0	0	19	
2	THOMAS, Khyri	g	9-16	1-3	5-5	1	10	11	1	24	5					

GAME RECAPS AND BOX SCORES

Game 4  
#20/20 NU 82, La Salle 74  
Nov. 18, 2017 • Uncasville, Conn.

Bryant McIntosh and Scottie Lindsey combined for 41 points to lead Northwestern over La Salle, 82-74, in the 2017 Hall of Fame Tip-Off Tournament at Mohegan Sun Arena. McIntosh scored a team-high 21 points with a 5-of-6 mark behind arc, while Lindsey dropped 20 points to go along with six rebounds. Aaron Falzon made his season debut after missing the majority of the 2016-17 campaign due to injury, scoring 11 points on a trio of 3-pointers and pair of free throws. The contest was knotted at 13 just over eight minutes into the contest when NU took control. An 8-1 run put the 'Cats up by seven, 21-14, with 9:38 remaining before halftime. The advantage was 23-18 with eight minutes remaining, but the Wildcats closed the opening stanza on a 23-6 run to take a convincing 46-24 advantage into halftime. The Wildcats connected on six of their 10 3-point attempts over the opening half with McIntosh (11 first-half points) leading the way by knocking down each of his three triple tries. Northwestern shot a blistering 62.1 percent (18-29) from the field while holding the Explorers to 31.3 percent shooting (10-32) in the opening half. The lead grew to 26 before a 12-point La Salle run got the Explorers within 14 with 16 minutes remaining. Falzon ended the opposing surge by knocking down his second 3-pointer of the game. The Explorers, who connected on 10 of their first 12 field goal attempts to open the second stanza, crept to within eight, 59-51, but Lindsey's third trey pushed the lead back to double digits. B.J. Johnson, who hit each of his first six field goal attempts of the half, led La Salle's charge back as it got within seven, but a 3-pointer by McIntosh and a dunk by Pardon extended the lead back to 12. NU eventually pushed the advantage to 20 with 3:15 remaining before La Salle used a 12-point run to close the game.

La Salle 74 • 3-1

#	Player	Total			3-Ptr			Rebounds			PF	TP	A	To	Bk	Stl	Min
		FG	FGA	FT	FTA	FG	FGA	FT	FTA	Off							
00	POWELL, Pookie	3	11	1	5	1	2	0	3	3	0	8	5	1	0	32	
02	STUKES, Amar	3	9	0	4	3	3	0	1	1	3	9	0	1	0	26	
05	WASHINGTON, Tony	4	6	0	0	0	1	1	2	3	4	2	0	0	0	27	
13	PHIRI, Saul	2	5	1	4	0	0	1	0	1	0	5	0	1	0	26	
20	JOHNSON, B.J.	9	15	2	4	2	5	4	3	7	1	22	0	2	0	36	
01	SHULER, Johnnie	1	2	0	1	0	0	0	0	0	0	2	0	0	0	9	
03	MCULTREE, Jamir	1	1	0	0	0	0	1	5	6	1	20	0	2	0	11	
04	BROOKINS, Miles	3	3	0	2	2	2	0	2	2	4	8	1	0	0	14	
10	DEAS, Isiah	3	8	1	3	2	3	1	4	5	0	9	1	1	1	15	
23	JOSEPH, Dajour	0	0	0	0	0	0	0	0	0	0	0	0	0	0	1	
31	SULLIVAN, Cian	0	0	0	0	1	2	0	0	0	1	0	0	0	0	1	
	Team							3	2	5							
	Totals	29	60	5	21	11	18	10	17	27	12	74	8	8	2	9	200

FG % 1st Half: 10-32 31.3% 2nd half: 19-28 67.9% Game: 29-60 48.3%  
3FG % 1st Half: 2-13 15.4% 2nd half: 3-8 37.5% Game: 5-21 23.8%  
FT % 1st Half: 2-4 50.0% 2nd half: 9-14 64.3% Game: 11-18 61.1%

Northwestern 82 • 3-1

#	Player	Total			3-Ptr			Rebounds			PF	TP	A	To	Bk	Stl	Min
		FG	FGA	FT	FTA	FG	FGA	FT	FTA	Off							
04	Vic Law	4	11	0	3	0	2	4	4	8	2	8	5	1	2	0	33
05	Derek Pardon	6	9	0	0	2	2	2	5	7	4	14	0	4	2	0	24
29	Scottie Lindsey	8	12	4	7	0	0	1	5	6	1	20	0	2	0	1	34
30	Bryant McIntosh	8	15	5	6	0	0	0	1	1	21	7	2	0	0	34	
44	Gavin Skelly	2	2	0	0	2	2	1	1	2	3	6	3	2	0	0	12
11	Anthony Gaines	0	0	0	0	0	0	0	0	0	1	0	0	0	0	0	1
12	Isiah Brown	0	0	0	0	0	0	0	0	0	1	0	0	0	0	0	12
14	Rapolas Ivanauskas	0	0	0	0	0	0	0	0	0	1	0	0	0	0	0	1
23	Jordan Ash	0	0	0	0	0	0	0	1	1	0	0	0	0	0	0	5
25	Barret Benson	1	1	0	0	0	0	0	3	3	4	2	0	0	0	0	14
35	Aaron Falzon	3	5	2	5	2	2	0	1	1	11	0	1	0	0	0	18
	Team							0	4	4							
	Totals	32	57	12	21	6	6	8	25	33	18	82	15	14	7	1	200

FG % 1st Half: 18-29 62.1% 2nd half: 14-28 50.0% Game: 32-57 56.1%  
3FG % 1st Half: 6-10 60.0% 2nd half: 6-11 54.5% Game: 12-21 57.1%  
FT % 1st Half: 4-4 100.0 2nd half: 2-2 100.0 Game: 6-6 100.0

Officials: Brian Dorsey, Rob Riley, Bobby Daw  
Technical fouls: La Salle-None. Northwestern-None.  
Attendance:

Score by periods	1st	2nd	Total
La Salle	21	15	36
Northwestern	46	36	82

Points In Off 2nd Fast  
LAS 42 23 10 4 22  
NU 30 12 10 0 22

Score tied - 0 times.  
Lead changed - 0 times.

Last FG - LAS 2nd-00:07, NU 2nd-03:15.  
Largest lead - LAS None, NU by 26 2nd-18:34.  
LAS led for 00:00, NU led for 37:33. Game was tied for 02:27.

Game 5  
Texas Tech 85, #20/20 NU 49  
Nov. 19, 2017 • Uncasville, Conn.

Northwestern was unable to overcome a rough opening half as the Wildcats dropped the championship game of the Hall of Fame Tip-Off Tournament to Texas Tech, 85-49, at Mohegan Sun Arena. Scottie Lindsey led Northwestern with 20 points and was named to the all-tournament team. Turnovers were the story of the first half as miscues dug the Wildcats into an early deficit. The Red Raiders scored the first nine points of the contest before Lindsey got NU on the board with a 3-pointer. Texas Tech answered with a 14-2 run to push its advantage to 18, 23-5, just beyond the midway point of the opening stanza thanks in large part to nine turnovers by the Wildcats. The deficit was still 18 when Northwestern finally got things going offensively. Behind seven points by Aaron Falzon off the bench and five by Lindsey, Northwestern brought the crowd to life with a 12-4 surge that cut the deficit to 10, 29-19, with five minutes left in the half. Texas Tech responded with 10 straight points, however, to take its largest lead of the half. The lead was 19 following a last-second bucket by Keenan Evans, but Lindsey's heave from three-quarters court went in at the buzzer making it 41-25 at the intermission. Lindsey single-handedly kept NU in contention by scoring 17 of the team's 25 first-half points. Vic Law's 3-pointer right out of the gates to open the second half brought the Wildcats with 13 as Northwestern began to get better looks from the field. However, NU never was able to get hot from the field as it was unable to mount a serious charge to put pressure on the Red Raiders. Bryant McIntosh went 3-for-3 from the free throw line in the contest giving him 17 straight makes from the charity stripe to open the season.

Texas Tech 85 • 4-0

#	Player	Total			3-Ptr			Rebounds			PF	TP	A	To	Bk	Stl	Min
		FG	FGA	FT	FTA	FG	FGA	FT	FTA	Off							
00	Hamilton IV, Tommy	3	5	1	2	3	3	2	2	4	3	10	1	0	0	1	16
05	Gray, Justin	1	4	0	2	2	2	1	0	1	1	4	3	1	1	0	20
10	Stevenson, Niem	3	5	2	3	0	0	3	3	2	10	2	1	0	0	0	22
11	Smith, Zach	5	5	0	0	1	1	2	2	4	3	11	2	3	1	2	23
12	Evans, Keenan	9	13	4	5	3	4	0	2	2	3	25	2	1	0	0	27
01	Francis, Brandon	2	3	1	1	0	0	0	5	3	5	0	1	0	0	0	18
02	Smith, Zhaire	2	3	0	0	2	2	1	3	4	0	6	0	1	0	0	19
03	Webster, Josh	0	0	0	0	0	0	0	3	3	1	0	0	0	0	0	5
21	Ondigo, Malik	0	0	0	0	0	0	0	0	0	1	0	1	0	0	0	5
23	Culver, Jarrett	1	2	1	2	0	0	0	2	2	4	3	0	2	0	1	9
25	Moretti, Davide	1	3	1	3	2	2	0	0	1	5	2	2	0	0	0	14
30	Sorellis, Andrew	0	0	0	0	0	0	0	0	0	0	0	0	0	0	0	0
32	Odiasse, Norensa	2	4	0	0	2	2	0	5	2	6	1	2	1	0	0	18
35	Hicks, Parker	0	0	0	0	2	2	0	0	0	0	0	0	0	0	0	2
	Team							0	1	1							
	Totals	29	48	10	19	17	21	6	29	35	24	85	14	16	3	11	200

FG % 1st Half: 16-31 51.6% 2nd half: 13-17 76.5% Game: 29-48 60.4%  
3FG % 1st Half: 6-10 60.0% 2nd half: 7-8 87.5% Game: 10-19 52.6%  
FT % 1st Half: 6-7 85.7% 2nd half: 11-14 78.6% Game: 17-21 81.0%

Northwestern 49 • 3-2

#	Player	Total			3-Ptr			Rebounds			PF	TP	A	To	Bk	Stl	Min
		FG	FGA	FT	FTA	FG	FGA	FT	FTA	Off							
04	Vic Law	1	6	1	3	1	2	0	4	4	4	4	0	0	0	0	31
05	Derek Pardon	1	1	0	0	4	5	2	0	2	4	6	0	1	0	1	23
29	Scottie Lindsey	5	14	3	3	0	0	1	2	3	20	1	1	0	0	0	33
30	Bryant McIntosh	1	8	0	0	3	3	0	2	2	5	3	5	0	0	0	32
44	Gavin Skelly	0	1	0	1	0	0	0	2	2	1	0	1	0	0	0	2
11	Anthony Gaines	0	0	0	0	0	0	0	0	0	1	0	0	0	0	0	13
12	Isiah Brown	1	2	1	2	0	0	0	0	0	0	3	1	0	0	0	5
14	Rapolas Ivanauskas	0	0	0	0	0	0	0	3	3	1	0	0	0	0	0	6
23	Jordan Ash	0	0	0	0	0	0	0	0	0	0	0	0	0	0	0	8
25	Barret Benson	1	1	0	0	4	2	0	2	2	1	2	0	1	0	0	17
35	Aaron Falzon	2	6	1	4	2	3	1	0	1	2	7	0	3	0	1	16
	Team							0	5	5							
	Totals	12	45	6	23	19	27	8	16	24	18	49	6	17	0	5	200

FG % 1st Half: 7-20 35.0% 2nd half: 5-25 20.0% Game: 12-45 26.7%  
3FG % 1st Half: 4-10 40.0% 2nd half: 2-13 15.4% Game: 6-23 26.1%  
FT % 1st Half: 7-11 63.6% 2nd half: 12-16 75.0% Game: 19-27 70.4%

Officials: Brian Dorsey, John Floyd, Steve Honacki  
Technical fouls: Texas Tech-None. Northwestern-TEAM.  
Attendance:

Score by periods	1st	2nd	Total
Texas Tech	41	44	85
Northwestern	25	24	49

Points In Off 2nd Fast  
TTU 42 29 9 9 25  
NU 12 8 8 2 14

Score tied - 0 times.  
Lead changed - 0 times.

Last FG - TTU 2nd-03:14, NU 2nd-02:46.  
Largest lead - TTU by 41 2nd-03:14, NU None.  
TTU led for 40:00, NU led for 00:00. Game was tied for 00:00.

Game 6  
NU 81, Sacred Heart 50  
Nov. 24, 2017 • Rosemont, Ill.

Scottie Lindsey scored a game-high 19 points and Northwestern put forth a dominant defensive performance in earning an 81-50 win over Sacred Heart at Allstate Arena. Vic Law (15), Derek Pardon (11) and Gavin Skelly (10) also scored in double figures for Northwestern. The Wildcats started the game on the right foot, tallying the first eight points of the contest in surging out to an early advantage. NU forced five turnovers in just over four minutes to begin the matchup as the lead grew to 13-3, forcing the Pioneers to burn an early timeout. Sacred Heart got things going on the offensive end, trimming Northwestern's lead to four by the second media timeout before a 3-pointer made it a one-point game. The Pioneers were within two, 21-19, when the 'Cats picked it up again on the offensive end. Aaron Falzon and Skelly each hit 3-pointers as part of a 10-2 run that pushed the lead back up to 10, 31-21, with five minutes left in the half. The Wildcats would eventually take a 43-31 lead into halftime. The 'Cats started the second half similar to how they started the first as the hosts scored 16 of the first 22 points in opening up a 59-37 lead. Sacred Heart scored four straight points to make it 59-41, but NU's defense held the visitors scoreless over the next eight minutes and 17 seconds in pulling away. In fact, Northwestern allowed only 10 points over the first 16 minutes of the second stanza while not allowing a field goal for nearly 10 minutes. The Wildcats held Sacred Heart to 33.3 percent shooting in the second half (6-18). Northwestern forced 23 turnovers in the contest, their most in a game in eight seasons.

Sacred Heart 50 • 2-4

#	Player	Total			3-Ptr			Rebounds			PF	TP	A	To	Bk	Stl	Min
		FG	FGA	FT	FTA	FG	FGA	FT	FTA	Off							

GAME RECAPS AND BOX SCORES

Game 7  
Georgia Tech 52, NU 51  
Nov. 28, 2017 • Atlanta, Ga.

Despite a furious second-half comeback, Northwestern was unable to overcome a rough shooting performance as the Wildcats fell to Georgia Tech, 52-51, on a buzzer-beater at McCamish Pavilion. Bryant McIntosh turned in an impressive performance, finishing with a game-high 18 points while adding six rebounds and five assists. Dererk Pardon registered his first double-double of the season as he finished with 10 points and 12 rebounds. Both teams had trouble getting the lid off the basket early, but eight straight points by the Wildcats midway through the first half, highlighted by two field goals from McIntosh and a three-point play by Skelly, helped wipe away a seven-point deficit and give the Wildcats a 10-9 lead early. The pace began to pick up as both teams traded buckets in the last 10 minutes of the half. A floater by McIntosh knotted the score at 22 with 2:34 remaining in the half, however a pair of 3-pointers from the Yellow Jackets' Curtis Haywood II sent Georgia Tech into halftime with a 28-22 lead. Law's jumper to open the second half brought the Wildcats within four, but Georgia Tech kept its foot on the gas pedal and extended the lead to as much as 10 with just under 14 minutes to play in the game. Georgia Tech's lead was 47-37 with eight minutes remaining, but the Wildcats came roaring back, going on an 12-0 run to take the lead with 2:22 remaining in the game. A putback by Pardon gave the Wildcats a 51-50 lead with seven seconds to play, however a Tadric Jackson layup at the buzzer gave the Yellow Jackets a 52-51 victory. Northwestern forced 15 Georgia Tech turnovers, one game after forcing 23 against Sacred Heart.

**Northwestern 51 • 4-3**

#	Player	Total		3-Ptr		Rebounds		PF	TP	A	TO	Bk	Stl	Min			
		FG	FGA	FG	FGA	FT	FTA								Off	Def	
04	Law, Vic	5	8	1	2	1	1	4	5	2	12	2	1	0	33		
44	Skelly, Gavin	2	4	1	1	1	1	0	1	1	2	6	0	1	0	21	
05	Pardon, Dererk	4	6	0	0	2	3	4	8	12	3	10	1	1	0	33	
20	Lindsey, Scottie	0	8	0	5	0	0	0	0	0	3	0	1	2	1	23	
30	McIntosh, Bryant	8	18	2	5	0	0	2	4	6	3	18	5	1	0	39	
11	Gaines, Anthony	0	2	0	0	0	0	0	0	0	0	0	0	0	1	4	
12	Brown, Isiah	1	1	0	1	0	0	0	0	0	0	0	0	0	0	3	
23	Ash, Jordan	0	2	1	2	0	0	1	1	0	0	3	1	0	0	1	
25	Benson, Barrett	0	1	0	0	0	0	0	0	0	0	0	0	0	0	9	
35	Falzon, Aaron	1	8	0	0	0	1	1	2	2	2	2	0	0	0	17	
Team		21-58		5-23		4-5		9		20		29		17		51	
Totals		21-58		5-23		4-5		9		20		29		17		51	

FG % 1st Half: 9-33 27.3% 2nd half: 12-25 48.0% Game: 21-58 36.2%  
3FG % 1st Half: 2-14 14.3% 2nd half: 3-9 33.3% Game: 5-23 21.7%  
FT % 1st Half: 2-2 100.0 2nd half: 2-3 66.7% Game: 4-5 80.0%

**Georgia Tech 52 • 4-1**

#	Player	Total		3-Ptr		Rebounds		PF	TP	A	TO	Bk	Stl	Min			
		FG	FGA	FG	FGA	FT	FTA								Off	Def	
34	Gueye, Abdoulaye	2	5	0	2	1	3	2	4	6	4	5	1	2	2	32	
44	Lammers, Ben	3	6	0	0	7	7	1	5	6	2	13	1	4	1	31	
40	Alston, Brandon	0	3	0	0	1	2	1	0	1	0	1	0	0	0	14	
10	Alvarado, Jose	3	10	1	5	2	3	0	3	3	1	9	4	2	0	35	
13	Haywood, Curtis	3	3	2	2	3	6	6	1	11	2	1	1	0	32		
00	Moore, Justin	0	0	0	0	0	0	0	0	0	0	0	0	0	0	9	
24	Jackson, Tadric	4	13	1	4	1	1	2	5	7	1	10	4	3	0	20	
12	Wright, Moses	1	3	0	1	1	4	5	1	3	1	0	0	0	0	17	
Team		16-43		4-14		16-20		7		28		31		52		14	
Totals		16-43		4-14		16-20		7		28		31		52		14	

FG % 1st Half: 9-25 36.0% 2nd half: 7-18 38.9% Game: 16-43 37.2%  
3FG % 1st Half: 3-8 37.5% 2nd half: 1-6 16.7% Game: 4-14 28.6%  
FT % 1st Half: 7-8 87.5% 2nd half: 9-12 75.0% Game: 16-20 80.0%

Officials: Mike Eades, Les Jones, Bill Covington Jr.  
Technical fouls: Northwestern-None. Georgia Tech-None.  
Attendance: 5562

Score by periods	1st	2nd	Total
Northwestern	22	29	51
Georgia Tech	28	24	52

Last FG - NU 2nd-00:07, GT 2nd-00:01.  
Largest lead - NU by 9 1st-09:31, GT by 10 2nd-13:49.  
NU led for 02:26. GT led for 32:46. Game was tied for 02:26.

Points In Off 2nd Fast  
NU Paint T/O Chance Break Bench  
22 15 6 5 2 13

Score tied - 4 times.  
Lead changed - 6 times.

Game 8  
NU 72, Illinois 68 (OT)  
Dec. 1, 2017 • Rosemont, Ill.

Northwestern came up with a thrilling, 72-68, overtime victory over in-state rival Illinois in the Big Ten opener for both teams at Allstate Arena. Scottie Lindsey led the scoring efforts for the Wildcats, finishing with a game-high 22 points, while Vic Law chipped in 16 points and seven rebounds. NU trailed, 26-18, with 6:12 remaining in the first half but promptly cut the Illini lead to just one thanks to a 9-2 run. Moments later, after a pair of Illinois free throws, a triple by McIntosh tied the score at 30. However, Illinois entered halftime with a 36-32 lead. The #B1GCats came out blazing hot to start the second half with a 7-0 run to give them a three-point lead, their first lead in over 15 minutes of action. Pardon jumpstarted the run with a layup on the first possession of the half, then moments later Lindsey converted on his first three of the night to give Northwestern a 37-36 lead. Northwestern regained the lead with 3:34 remaining in the game when Lindsey skied over an Illinois defender for a two-handed slam to put the Wildcats on top, 60-59. After Illinois converted on a pair of free throws, Law drained a three on the ensuing possession to give NU a two-point lead. Tied 63-63 in the final minutes, both defenses ramped up their efforts, with no team scoring in the final 2:49 of regulation to send the game into overtime. With the score tied at 68 and just under a minute remaining in overtime, Lindsey converted on a pair of free throws to put the Wildcats on top. Holding a two-point lead, the #B1GCats came up with two defensive stops, highlighted by a block by Pardon with three seconds remaining before Isiah Brown hit two free throws, to seal the game.

**Illinois 68 • 6-2, 0-1 B1G**

#	Player	Total		3-Ptr		Rebounds		PF	TP	A	TO	Bk	Stl	Min			
		FG	FGA	FG	FGA	FT	FTA								Off	Def	
12	Black, Leron	5	11	1	3	4	4	3	4	7	4	15	0	5	0	36	
43	Finke, Michael	0	3	0	2	2	4	1	3	4	3	2	0	0	0	32	
03	Lucas, Te'Jon	6	12	0	1	2	4	0	5	5	2	14	2	2	0	35	
13	Smith, Mark	2	4	1	3	0	0	1	1	2	5	0	1	0	0	8	
24	Alstork, Mark	4	8	0	3	6	6	1	5	6	4	14	3	3	0	40	
01	Frazier, Trent	0	2	0	2	0	1	1	1	1	0	2	1	0	0	10	
02	Nichols, Kipper	2	7	0	1	0	0	1	6	7	1	4	0	3	0	11	
20	Williams, DeMonte	1	3	0	2	2	0	4	4	2	4	1	2	0	3	20	
23	Jordan, Aaron	2	3	1	1	5	5	0	1	1	4	10	0	1	0	23	
Team		22-53		3-18		21-26		6		30		23		68		8	
Totals		22-53		3-18		21-26		6		30		23		68		8	

FG % 1st Half: 11-24 45.8% 2nd half: 9-23 39.1% OT: 2-6 33.3% Game: 22-53 41.5%  
3FG % 1st Half: 2-8 25.0% 2nd half: 1-8 12.5% OT: 0-2 0.0% Game: 3-18 16.7%  
FT % 1st Half: 12-14 85.7% 2nd half: 8-8 100.0% OT: 1-4 25.0% Game: 21-26 80.8%

**Northwestern 72 • 5-3, 1-0 B1G**

#	Player	Total		3-Ptr		Rebounds		PF	TP	A	TO	Bk	Stl	Min			
		FG	FGA	FG	FGA	FT	FTA								Off	Def	
04	Vic Law	6	11	2	7	2	2	6	7	5	16	1	1	0	35		
05	Dererk Pardon	3	6	0	0	0	0	2	2	4	3	6	2	0	4	43	
30	Jordan Ash	0	1	0	1	0	0	3	3	1	0	0	0	0	14		
20	Bryant McIntosh	5	14	2	4	2	3	3	3	2	14	6	6	0	42		
35	Aaron Falzon	0	1	0	0	4	4	0	1	1	1	0	0	0	2		
11	Anthony Gaines	0	0	0	0	0	1	1	2	2	0	0	0	0	6		
12	Isiah Brown	1	2	0	0	3	4	2	2	1	5	0	0	0	1		
20	Scottie Lindsey	6	17	3	7	7	8	1	2	3	3	22	1	3	0	39	
25	Barrett Benson	0	1	0	0	0	0	0	0	0	1	0	0	0	2		
44	Gavin Skelly	1	2	0	0	0	1	2	3	5	2	1	1	0	11		
Team		23-59		8-23		18-21		7		25		32		72		13	
Totals		23-59		8-23		18-21		7		25		32		72		13	

FG % 1st Half: 9-27 33.3% 2nd half: 12-26 46.2% OT: 2-6 33.3% Game: 23-59 39.0%  
3FG % 1st Half: 3-10 30.0% 2nd half: 4-12 33.3% OT: 1-1 100.0% Game: 8-23 34.8%  
FT % 1st Half: 11-14 78.6% 2nd half: 3-3 100.0% OT: 4-4 100.0% Game: 18-21 85.7%

Officials: Terry Wymer, D.J. Carstensen, Paul Szec.  
Technical fouls: Illinois-Black, Leron. Northwestern-Vic Law.  
Attendance: 10017

Score by periods	1st	2nd	OT	Total
Illinois	36	27	5	68
Northwestern	32	31	9	72

Last FG - ILL OT-01:18, NU OT-01:30.  
Largest lead - ILL by 8 1st-09:31, NU by 4 1st-17:43.  
ILL led for 26:48. NU led for 09:13. Game was tied for 08:59.

Points In Off 2nd Fast  
ILL Paint T/O Chance Break Bench  
36 14 4 8 18

NU 24 14 6 2 29

Score tied - 11 times.  
Lead changed - 8 times.

Game 9  
Purdue 74, NU 69  
Dec. 3, 2017 • West Lafayette, Ind.

A strong second-half effort from Dererk Pardon nearly gave Northwestern a win in its first Big Ten road trip of the season, but the Wildcats fell to Purdue, 74-69, at Mackey Arena in a back-and-forth game that featured 13 lead changes. Pardon led Northwestern with a team-high 20 points, 14 of which came in the second half, along with eight rebounds and four assists. Vic Law added 12 points and 10 rebounds to give him his first double-double this season. Northwestern got off to a quick start offensively, converting on three of its first five shots of the game to jump out to a 6-2 lead. Hot shooting by Purdue gave the Boilermakers a double-digit lead midway through the first half. However, the Wildcats clawed their way back into the game as they went on a 14-1 run to take a 27-25 lead. Following the run, Purdue responded with a triple and a pair of free throws to take back the lead, but back-to-back baskets by Gavin Skelly helped tie the score, 33-33, heading into halftime. Purdue got off to a hot start to open the second half, but Northwestern was able to keep the lead close thanks to some stellar play from Pardon, who scored the first eight points of the half for the Wildcats. Pardon continued his second-half takeover as he scored six consecutive points to bring his total to 20 on the night and give the Wildcats a 62-61 lead with 3:14 remaining. Law converted on his third triple of the half and Lindsey hit back-to-back jumpers in the final minutes with the second giving NU a 69-67 advantage with 1:34 remaining. However, despite getting some good looks on the final two possessions of the game, Northwestern could not keep up with Purdue down the stretch as the Boilermakers scored the final seven points of the contest.

**Northwestern 69 • 5-4, 1-1 B1G**

#	Player	Total		3-Ptr		Rebounds		PF	TP	A	TO	Bk	Stl	Min			
		FG	FGA	FG	FGA	FT	FTA								Off	Def	
04	Vic Law	4	9	3	4	1	2	3	10	3	12	4	1	0	33		
35	Aaron Falzon	0	1	0	1	0	0	1	1	0	0	0	0	0	12		
05	Dererk Pardon	9	12	0	0	2	3	1	7	8	5	20	4	0	1	30	
20	Scottie Lindsey	8	17	1	6	0	0	2	2	4	3	17	0	2	2	29	
30	Bryant McIntosh	2	8	1	5	0	0	1	2	3	1	5	2	0	0	36	
11	Anthony Gaines	0	0	0	0	0	1	1	0	0	0	0	0	0	4		
12	Isiah Brown	4	8	1	2	0	0	1	1	3	2	0	0	0	17		
23	Jordan Ash	0	0	0	0	0	0	0	0	0	0	0	0	0	1		
25	Barrett Benson	1	1	0	0	0	0	0	0	0	3	2	1	0	0		
44	Gavin Skelly	2	7	0	2	0	0	1	2	0	4	0	1	1	26		
Team		30-63		6-20		3-5		10		23		18		69		17	
Totals		30-63		6-20		3-5		10		23		18		69		17	

FG % 1st Half: 15-36 41.7% 2nd half: 15-27 55.6% Game: 30-63 47.6%  
3FG % 1st Half: 3-12 25.0% 2nd half: 3-8 37.5% Game: 6-20 30.0%  
FT % 1st Half: 0-0 0.0% 2nd half: 3-5 60.0% Game: 3-5 60.0%

**Purdue 74 • 8-2, 2-0 B1G**

#	Player	Total		3-Ptr		Rebounds		PF	TP	A	TO	Bk	Stl	Min		
		FG	FGA	FG	FGA	FT	FTA								Off	Def
12	Edwards, Vincent	4	12	0	3	4	6	3	5	8	1	12	1	2	0	37
44	Haas, Isaac	8	13	0	0	10	14	4	5	9	3	26	0	1	0	28
03	Edwards, Carsen	3	7	0	3	0	0	0	0	0	2	6				

GAME RECAPS AND BOX SCORES

**Game 10**  
**NU 96, Chicago State 31**  
**Dec. 11, 2017 • Rosemont, Ill.**

Northwestern cruised to its largest margin of victory in program history with a 96-31 win over Chicago State at Allstate Arena. The Wildcats were firing on all cylinders both offensively and defensively as they finished with a team-high in points on the season, while holding the Cougars the fewest points scored in a game by an NU opponent since Nov. 22, 2012 (TCU, 31). The 65-point winning margin for the #B1GCats broke a 73-year record. Five Wildcats finished the game scoring in double figures, led by 18 points from Vic Law. The Wildcats jumped out to an early start, scoring the first 15 points of the game, holding Chicago State scoreless for the first 4:40 of the contest. Later on in the half, they held the Cougars scoreless for 6:40 as the 'Cats mounted a 22-0 run to extend their lead to 44-5. Northwestern held Chicago State without a field goal for the final 12:08 of the half and went into the locker room with 55-8 lead. All-in-all, the Wildcats' first half was one of the best performances turned in by any team in the country this season. The eight points scored by Chicago State is tied for fewest points scored by any Division I team in a half this season and is a low by a Northwestern foe in the shot clock era. The 55 points scored by NU marked the most points the Wildcats have scored in a half since they scored the same amount against Sacred Heart in 2015. Northwestern shot a blistering 55.2 percent (16-29) from the field in the first half while holding Chicago State to 10.5 percent shooting (2-19) in the opening half. The Wildcats held the Cougars without a 3-pointer in the half, while converting on 9-of-16 of their own looks from behind the arc. Northwestern did not let up as it outscored the Cougars, 41-23, in the second half. NU forced 25 turnovers, the most by an NU opponent in a game in 10 years.

**Chicago State 31 • 2-11**

#	Player	Total			3-Ptr			Rebounds			PF	TP	A	TO	Bk	Stl	Min
		FG	FGA	FT	FTA	Off	Def	Off	Def	Total							
05	Dubovitskiy, Alex	0-0	0-0	2-2	0	1	1	5	2	0	2	0	2	0	1	14	
23	Szpir, Patrick	0-3	0-0	1-2	2	2	4	2	1	0	4	0	4	0	0	17	
09	Burns, Glen	1-3	1-1	0-0	0	4	4	1	4	2	3	2	0	0	0	23	
14	Sims, Jr., Fred	0-9	0-2	0-0	0	2	2	0	1	1	0	1	0	0	24		
32	Byrd, Montana	1-2	0-1	0-0	0	0	0	5	2	1	4	0	0	0	16		
02	Pruitt, Jelani	1-7	0-0	5-8	1	5	6	1	7	0	1	0	1	0	16		
03	Simmons, Delonte	1-2	0-0	3-2	1	4	5	2	3	0	1	0	0	0	23		
11	Townsend, Jr., Nathan	0-1	0-0	2-2	0	1	1	1	2	1	3	0	0	0	14		
15	Henton, Simeon	1-5	0-1	0-0	0	0	0	4	2	1	0	0	0	0	16		
21	Bowles, Cameron	3-7	0-1	2-2	1	1	2	8	0	2	0	2	0	0	28		
35	Shaw, Rob	0-1	0-0	1-2	0	1	1	1	0	1	0	1	0	0	9		
	<b>Team</b>				1	2	3										
	<b>Totals</b>	8-40	1-6	14-20	6	23	29	31	5	25	0	3	20				

FG % 1st Half: 2-19 10.5% 2nd Half: 6-21 28.6% Game: 8-40 20.0%  
3FG % 1st Half: 0-4 0.0% 2nd Half: 1-2 50.0% Game: 1-6 16.7%  
FT % 1st Half: 4-6 66.7% 2nd Half: 10-14 71.4% Game: 14-20 70.0%

**Northwestern 96 • 6-4**

#	Player	Total			3-Ptr			Rebounds			PF	TP	A	TO	Bk	Stl	Min
		FG	FGA	FT	FTA	Off	Def	Off	Def	Total							
04	Vic Law	4-6	3-4	7-7	0	3	3	18	0	0	0	0	0	1	17		
05	Derek Pardon	4-5	0-0	5-8	4	4	8	2	13	0	1	2	1	18			
20	Scottie Lindsey	4-8	3-7	1-2	2	1	3	12	3	0	2	0	2	23			
30	Bryant McIntosh	2-6	1-4	4-4	0	1	1	7	3	2	4	0	1	20			
35	Aaron Falzon	5-9	4-8	1-1	0	1	1	15	1	1	0	0	0	19			
10	Charlie Hall	0-1	0-1	0-0	0	0	0	0	0	0	0	0	0	3			
11	Anthony Gaines	4-5	0-0	3-5	1	4	5	11	0	0	2	25					
12	Isiah Brown	1-2	0-0	1-1	0	1	1	5	0	0	1	0	0	17			
23	Jordan Ash	1-3	0-2	0-0	0	0	0	2	4	0	0	0	0	22			
25	Barret Benson	1-2	0-0	2-2	0	3	3	4	0	2	1	1	16				
33	Tino Malnati	0-1	0-0	0-0	0	0	0	0	0	0	0	0	0	3			
44	Gavin Skelly	1-5	1-3	2-2	0	7	4	5	1	4	0	1	0	17			
	<b>Team</b>				1	5	6										
	<b>Totals</b>	27-55	12-30	30-37	8	29	37	20	96	10	5	10	20				

FG % 1st Half: 16-29 55.2% 2nd Half: 11-26 42.3% Game: 27-55 49.1%  
3FG % 1st Half: 9-16 56.3% 2nd Half: 3-14 21.4% Game: 12-30 40.0%  
FT % 1st Half: 14-17 82.4% 2nd Half: 16-20 80.0% Game: 30-37 81.1%

Officials: Larry Scrotto, Lewis Garrison, Andy O'Brien  
Technical fouls: Chicago State-Burns, Glen; Bowles, Cameron.  
Northwestern-None.

Score by periods	1st	2nd	Total
Chicago State	3	11	14
Northwestern	55	41	96

Points	In	Off	2nd	Fast
CSUM	12	6	9	23
NU	24	1	15	29

Last FG - CSUM 2nd-04:39, NU 2nd-02:10.  
Largest lead - CSUM None, NU by 65 2nd-02:35.  
CSUM led for 00:00, NU led for 39:44. Game was tied for 00:12.

**Game 11**  
**NU 84, Valparaiso 50**  
**Dec. 14, 2017 • Rosemont, Ill.**

Vic Law posted 18 points with five 3-pointers as a big first-half run propelled Northwestern to a convincing 84-50 win over Valparaiso at Allstate Arena. Gavin Skelly posted the second double-double of his career as he finished with 12 points along with a game-high 10 rebounds. Coming off a dominant offensive performance earlier in the week, Northwestern carried over that strong play as the team shot a scorching 54.5-percent from three point territory on 12-of-22 shooting. On the defensive end, the Wildcats stifled the Valparaiso all night as the Crusaders turned the ball over 21 times and shot just 38.5-percent (15-of-39) from the field. The Wildcats hit their first six 3-pointers of the game and Law hit his first four threes while scoring 15 of the Wildcats' first 24 points to help the 'Cats jump out to an early lead. Law's four-point play came in the middle of a 14-0 scoring run that Northwestern mounted midway through the first half. The run helped the 'Cats extend their lead to 27-10, during which Northwestern's defense held the Crusaders scoreless for over four minutes and without a field goal for over eight minutes during the stretch. NU eventually took a 43-26 lead to the break. The Wildcats opened up their lead even further to start the second half. The #B1GCats' defense continued to lock down the Crusaders, holding them without a field goal for the first 6:53 of the half. An 11-0 run by the Wildcats during that stretch gave NU a 34-point lead with just over 13 minutes to play. Northwestern did not let up as it outscored the Crusaders, 41-24, in the second half. Lindsey led the Wildcats with eight points in the second half, while first-year Anthony Gaines added six points. NU finished the contest with a 30-4 advantage in points off turnovers.

**Valparaiso 50 • 8-3**

#	Player	Total			3-Ptr			Rebounds			PF	TP	A	TO	Bk	Stl	Min
		FG	FGA	FT	FTA	Off	Def	Off	Def	Total							
05	Goldier, Markus	3-6	2-2	2-2	1	5	6	10	1	3	0	1	27				
10	Burton, Joe	3-6	3-5	7-10	0	1	1	2	16	2	2	1	30				
14	Sorolla, Jaume	2-4	0-0	0-0	0	1	1	2	4	0	3	1	18				
04	Evelyn, Bekari	1-5	0-2	0-0	0	1	1	2	2	4	0	1	26				
33	Kiser, John	1-2	0-1	0-0	1	5	6	3	2	0	0	0	24				
00	Hazen, Parker	0-1	0-0	0-0	0	0	0	0	0	0	1	0	4				
01	Bradford, Micah	3-6	2-4	1-5	0	4	4	9	3	0	0	1	26				
03	Joseph, Max	0-2	0-1	2-2	0	2	2	0	2	0	0	0	16				
12	Linszen, Marten	0-2	0-0	0-2	1	4	4	0	0	1	1	1	11				
21	Smits, Derrick	1-2	0-0	1-2	1	1	2	3	0	3	1	0	10				
23	McMillan, Mileek	1-3	0-2	0-0	0	0	0	3	2	0	4	0	8				
	<b>Team</b>				0	0	0										
	<b>Totals</b>	15-39	7-17	13-23	5	24	29	23	50	8	21	4	20				

FG % 1st Half: 9-21 42.9% 2nd Half: 6-18 33.3% Game: 15-39 38.5%  
3FG % 1st Half: 4-10 40.0% 2nd Half: 3-7 42.9% Game: 7-17 41.2%  
FT % 1st Half: 4-6 66.7% 2nd Half: 9-17 52.9% Game: 13-23 56.5%

Officials: Gene Stierator, D.J. Carstensen, Rob Riley  
Technical fouls: Valparaiso-None, Northwestern-None.  
Attendance: 5299

Score by periods	1st	2nd	Total
Valparaiso	26	24	50
Northwestern	43	41	84

Points	In	Off	2nd	Fast
VALPO	19	4	1	5
NU	28	30	17	15

Last FG - VALPO 2nd-03:15, NU 2nd-01:30.  
Largest lead - VALPO by 4 1st-18:27, NU by 39 2nd-06:41.  
VALPO led for 01:33, NU led for 37:34. Game was tied for 00:53.

**Game 12**  
**NU 62, DePaul 60**  
**Dec. 16, 2017 • Chicago, Ill.**

Scottie Lindsey connected on a career-high seven three pointers and scored a team-high 25 points to lead Northwestern to a 62-60 victory over DePaul at Wintrust Arena. Both teams got off to quick starts offensively, with each side knocking down five of its first eight shots from the field. Lindsey paced the Northwestern offense early on, scoring eight of the first 16 points for the 'Cats. An 8-0 run by DePaul helped the Blue Demons pull ahead, opening their lead up to as many as nine points midway through the first half. However, despite some hot shooting by DePaul, the Wildcats battled back to cut into the lead late in the half. Back-to-back triples from Law narrowed the NU deficit to just three, but DePaul entered halftime with a 33-28 lead. DePaul took a 43-37 lead with 14 minutes remaining in the game, but the #B1GCats battled back with an 8-0 run to regain the lead. Jordan Ash hit a triple to start the run, and Isiah Brown converted on a three in transition to put the Wildcats on top, 44-43. Northwestern also ramped up its defensive efforts as points came at a premium for DePaul midway through the half. The Wildcats held the Blue Demons scoreless for 5:40, which allowed NU to take a 51-47 lead with 7:41 remaining. DePaul cut back into Northwestern's lead, cutting the game to one possession on multiple occasions. However, Lindsey shut the door with two clutch baskets in the game's final minutes, including a deep three pointer--his seventh of the game--to give the Wildcats a 62-57 lead with 55 seconds remaining. Holding a 62-60 lead with five seconds left in the game, the #B1GCats' defense came up with a stop to seal the game and hold on for the win.

**Northwestern 62 • 8-4**

#	Player	Total			3-Ptr			Rebounds			PF	TP	A	TO	Bk	Stl	Min
		FG	FGA	FT	FTA	Off	Def	Off	Def	Total							
04	Vic Law	3-5	2-2	1-2	1	1	2	3	9	1	4	0	13				
35	Aaron Falzon	0-3	0-3	0-0	0	1	1	0	0	0	0	0	12				
05	Derek Pardon	4-6	0-0	0-0	3	3	6	2	8	0	4	0	37				
20	Scottie Lindsey	9-19	7-13	0-0	1	7	8	4	25	1	1	1	31				
30	Bryant McIntosh	2-17	0-6	0-0	1	0	1	3	4	7	0	0	38				
11	Anthony Gaines	0-2	0-1	2-2	1	6	7	5	2	0	2	0	24				
12	Isiah Brown	3-4	1-1	0-0	1	1	2	0	7	1	0	0	11				
23	Jordan Ash	2-3	1-2	0-0	0	3	4	2	5	1	1	0	16				
25	Barret Benson	0-0	0-0	0-0	0	0	0	1	0	0	0	0	3				
44	Gavin Skelly	1-1	0-0	1-1	0	2	2	5	2	4	1	3	15				
	<b>Team</b>				3	5	2										
	<b>Totals</b>	24-60	11-28	3-5	13	28	41	25	62	13	18	4	5				

FG % 1st Half: 11-30 36.7% 2nd Half: 13-30 43.3% Game: 24-60 40.0%  
3FG % 1st Half: 5-14 35.7% 2nd Half: 6-14 42.9% Game: 11-28 39.3%  
FT % 1st Half: 1-2 50.0% 2nd Half: 2-3 66.7% Game: 3-5 60.0%

Officials: Tim Clougherty, Evon Burroughs, Nathan Farrell  
Technical fouls: Northwestern-None, DePaul-None.  
Attendance: 7001

Score by periods	1st	2nd	Total
Northwestern	28	34	62
DePaul	33	27	60

Points	In	Off	2nd	Fast
NU	12	9	4	2
DePaul	24	13	14	4

Last FG - NU 2nd-00:55, DePaul 2nd-01:57.  
Largest lead - NU by 5 2nd-00:55, DePaul 9 1st-04:51.  
NU led for 13:57, DePaul led for 23:57. Game was tied for 02:06.

GAME RECAPS AND BOX SCORES

**Game 13**  
**NU 85, Lewis 48**  
**Dec. 19, 2017 • Rosemont, Ill.**

Bryant McIntosh finished with a career-high six 3-pointers in scoring 24 points to go with a game-high seven assists as Northwestern cruised to an 85-48 win over Lewis at Allstate Arena. Gavin Skelly contributed 15 points while shooting a perfect five-of-five from the field. On defense, the Wildcats stifled the Flyers all night as they held Lewis to 31.3 percent shooting (15-of-48). After a slow start in the game's opening minutes, the Wildcats mounted a 9-0 run to take the lead—which they did not relinquish for the rest of the game. Northwestern continued to ramp up its defensive efforts as it held the Flyers without a field goal for over six minutes late in the first half as it continued to build upon its lead. With 1:13 remaining, McIntosh knocked down a triple, his fourth of the half, to put the Wildcats up by 32, their largest lead of the first 20 minutes. The Wildcats eventually took a 49-22 lead into halftime. McIntosh led all players with 16 points and five assists. Scottie Lindsey chipped in with nine points and three rebounds, while Dererk Pardon and Skelly each added eight points. The 'Cats also forced 11 turnovers in the first half and made the most out of those opportunities as they finished the half with 26 points off turnovers. On the other end, the Wildcats moved the ball around as they assisted on 12 of their 16 field goals in the half. Northwestern kept its foot on the gas pedal as it outscored Lewis, 36-26, in the second half. McIntosh finished with eight points in the half, while Skelly chipped in with seven of his own. The Wildcats came into the game forcing an average of 17.9 turnovers per game over the previous seven contests and forced 17 by Lewis. NU finished the game with a 34-5 advantage in points off turnovers. Northwestern assisted on 21 of its 27 field goals with Isiah Brown dishing out a career-high six helpers to go along with the seven by McIntosh.

#	Player	Total			3-Ptr			Rebounds			PF	TP	A	TO	Bk	Stl	Min
		FG	FGA	FT	FTA	FG	FGA	FT	FTA	Off							
10	Wilson, Cristian	1	5	1	0	2	5	5	3	12	0	1	0	0	0	27	
14	Norton, Nick	3	6	0	2	3	4	0	4	3	9	2	3	0	0	27	
20	Blaylock, Delaney	2	6	0	1	2	2	0	2	1	6	1	2	2	0	17	
12	Pischke, Adam	1	4	1	1	2	2	0	0	5	3	2	2	0	0	26	
31	Niego, Josh	0	3	0	2	0	0	0	1	2	0	1	0	0	0	18	
21	McCombs, Brandon	0	1	0	0	3	4	0	2	2	5	3	0	2	0	14	
22	Bell, Dre	0	1	0	1	2	2	0	2	0	2	1	0	0	0	10	
32	Oliver, Donovan	0	1	0	0	0	3	1	4	0	0	0	0	0	0	8	
13	D'Avanzo, Anthony	1	2	0	0	0	0	0	0	0	2	0	0	0	0	3	
35	Basala, Bailey	2	6	2	4	0	0	2	2	1	6	1	1	0	0	15	
4	Reinhart, Jake	1	5	0	3	1	2	1	2	3	3	0	2	1	0	13	
40	Windt, Justin	0	0	0	0	0	0	0	0	1	0	0	0	0	0	2	
5	Pettinato, Marco	0	3	0	3	0	0	1	2	0	2	3	0	0	0	21	
Team		15-48		3-17		15-21		6		23		29		26		48	
Totals		15-48		3-17		15-21		6		23		29		26		48	

FG % 1st Half: 7-19 36.8% 2nd half: 8-29 27.6% Game: 15-48 31.3%  
3FG % 1st Half: 1-5 20.0% 2nd half: 2-12 16.7% Game: 3-17 17.6%  
FT % 1st Half: 7-10 70.0% 2nd half: 8-11 72.7% Game: 15-21 71.4%

#	Player	Total			3-Ptr			Rebounds			PF	TP	A	TO	Bk	Stl	Min
		FG	FGA	FT	FTA	FG	FGA	FT	FTA	Off							
35	Aaron Falzon	1	2	0	2	0	0	3	3	1	6	1	1	0	1	28	
5	Dererk Pardon	5	7	0	2	3	0	3	3	2	12	0	1	2	1	21	
10	Scottie Lindsey	9	17	1	4	2	2	3	3	9	1	1	0	1	0	19	
23	Jordan Ash	9	0	3	0	0	4	4	2	0	2	3	1	0	0	24	
30	Bryant McIntosh	8	14	6	11	2	2	0	1	1	24	7	1	0	0	26	
10	Charlie Hall	0	1	0	1	3	0	1	1	0	1	0	0	0	0	4	
12	Anthony Gaines	6	11	0	3	4	6	2	6	1	2	1	0	0	0	24	
12	Isiah Brown	2	6	0	2	2	3	4	6	6	2	0	1	0	0	24	
25	Barret Benson	0	0	0	4	5	3	2	5	4	0	1	2	1	0	14	
33	Tino Mainati	0	3	0	1	0	0	0	0	0	0	0	0	0	0	4	
44	Gavin Skelly	5	5	2	3	4	0	0	1	2	0	1	2	1	1	22	
Team		27-59		11-31		20-27		12		27		39		22		85	
Totals		27-59		11-31		20-27		12		27		39		22		85	

FG % 1st Half: 16-32 50.0% 2nd half: 11-27 40.7% Game: 27-59 45.8%  
3FG % 1st Half: 6-17 35.3% 2nd half: 5-14 35.7% Game: 11-31 35.5%  
FT % 1st Half: 7-10 70.0% 2nd half: 9-13 69.2% Game: 20-27 74.1%

Officials: Rob Kueneman, Donnie Epler, Edwin Young  
Technical fouls: Lewis-None, Northwestern-None.  
Attendance: 5126

Score by periods	1st	2nd	Total
Lewis	22	26	48
Northwestern	49	36	85

Points in Paint: Lewis 26, NU 34  
Fast Break Points: Lewis 9, NU 16  
Bench Points: Lewis 11, NU 34

Last FG - Lewis 2nd-00:44, NU 2nd-02:53.  
Largest lead - Lewis by 31:08:55, NU by 41 2nd-02:53.  
Lewis led for 04:24, NU led for 34:31. Game was tied for 01:05.

**Game 14**  
**#17/17 Oklahoma 104, NU 78**  
**Dec. 22, 2017 • Norman, Okla.**

Dererk Pardon scored a team-high 17 points with nine rebounds but Northwestern was unable to withstand a first-half scoring barrage by No. 17/17 Oklahoma, falling 104-78 at Lloyd Noble Center. The contest got off to a less-than-ideal start for the Wildcats as seven straight points by the hosts over the opening 72 seconds of play caused NU to burn an early timeout. However, a pair of 3-pointers by Jordan Ash and a dunk by Pardon allowed Northwestern to close to within 10-8. The Sooners could not be slowed down from behind the arch, though, as the hosts made each of their first six triples and started 9-of-10 from the field overall. OU's Trae Young, the nation's leading scorer, sparked the host by tallying 12 quick points, including hitting three consecutive 3-pointers, during the outburst. Pardon kept NU within striking distance with 8 points. Oklahoma simply could not be slowed down as the nation's leading scoring team connected on an incredible 14 3-pointers in the opening 20 minutes of play in opening up an insurmountable lead. Pardon paced the Wildcats with 10 first-half points. Northwestern was able to slow down the Sooners' attack in the second half as it out-scored the hosts, 40-36, but the large halftime deficit was too large to make a run. Five Wildcats finished in double figures, including Ash, who scored a career-high 11 points. Pardon's nine rebounds were a game high as he finished one board shy of a double-double. Aaron Falzon chipped in with 12 points for Northwestern, including knocking down four 3-pointers. Young paced Oklahoma with 31 points and 12 assists, adding to his nation's-leading totals in both categories, while Christian James added 19 points.

#	Player	Total			3-Ptr			Rebounds			PF	TP	A	TO	Bk	Stl	Min
		FG	FGA	FT	FTA	FG	FGA	FT	FTA	Off							
05	Dererk Pardon	8	11	0	0	1	4	5	4	9	3	17	1	3	0	0	26
20	Scottie Lindsey	7	12	0	1	2	0	1	2	1	2	2	0	0	0	24	
23	Jordan Ash	3	6	2	5	3	4	0	0	0	4	11	0	0	0	21	
30	Bryant McIntosh	4	13	2	6	2	2	0	0	0	12	2	2	0	0	27	
35	Aaron Falzon	4	8	0	4	7	0	1	2	3	12	1	0	0	0	24	
11	Anthony Gaines	4	9	0	1	0	1	4	5	1	4	1	0	0	0	18	
12	Isiah Brown	3	3	0	4	5	0	0	0	3	10	2	4	0	1	21	
25	Barret Benson	2	4	0	1	2	3	3	4	3	0	1	0	1	0	14	
44	Gavin Skelly	2	4	0	1	2	3	6	0	6	1	0	0	0	0	19	
Team		2-4		0-1		2-2		3		6		0		1		1	
Totals		29-65		8-28		12-19		13		39		32		23		78	

FG % 1st Half: 15-35 42.9% 2nd half: 14-30 46.7% Game: 29-65 45.8%  
3FG % 1st Half: 4-15 26.7% 2nd half: 4-13 30.8% Game: 8-28 28.6%  
FT % 1st Half: 4-5 80.0% 2nd half: 9-14 64.3% Game: 13-19 68.4%

Officials: Terry Ogden, Lamont Simpson, Lewis Garrison  
Technical fouls: Northwestern-None, Oklahoma-None.  
Attendance: 11259

Score by periods	1st	2nd	Total
Northwestern	38	40	78
Oklahoma	68	36	104

Points in Paint: NU 34, OU 36  
Fast Break Points: NU 12, OU 14  
Bench Points: NU 9, OU 16

Last FG - NU 2nd-03:31, OU 2nd-01:57.  
Largest lead - NU None, OU by 39 2nd-13:55.  
NU led for 00:00, OU led for 39:48. Game was tied for 00:12.

**Game 15**  
**NU 95, Brown 73**  
**Dec. 30, 2017 • Rosemont, Ill.**

Dererk Pardon led five Northwestern players in double figures with 18 points as the Wildcats used a strong second-half performance to pull away from Brown for a 95-73 win at Allstate Arena. Trailing by seven early in the second half, NU outscored the Bears 47-18 over the final 15:30 of the game to earn the victory. A three-point play by Anthony Gaines at the 12:46 mark gave NU a 15-10 advantage, the first lead of more than three points for either team through the first seven minutes of the contest. The advantage was four before Aaron Falzon drilled a triple from the top of the key and Gaines followed with a steal and a slam, giving Northwestern its largest lead of the half, 37-28, with just over four minutes remaining before halftime. Brown eventually would close back to within 42-37 at the intermission despite the Wildcats shooting 51.6 percent from the field (16-31). An early second-half surge allowed the Bears to get the lead back as they went up 49-46 just under three minutes into the period. The guests' advantage grew to seven but a dunk by Scottie Lindsey, a corner trey by Jordan Ash and a triple by Gavin Skelly sparked a quick eight-point run that gave NU the lead back, 56-55, with 13:49 left. Overall, a 20-3 run over a span of six and a half minutes pushed Northwestern's lead to 68-58 with nine minutes remaining. A three-point play by Lindsey with 7:54 left gave him 1,000 points for his career, making him the 35th player in school history to reach the milestone. Brown was within seven, 77-70, with five minutes to go, but a jumper by Lindsey and a dunk by Pardon pushed the lead back up to double digits and igniting an 18-3 run to end the game.

#	Player	Total			3-Ptr			Rebounds			PF	TP	A	TO	Bk	Stl	Min
		FG	FGA	FT	FTA	FG	FGA	FT	FTA	Off							
05	Howard, Joshua	1	0	5	0	2	2	3	4	7	4	2	1	0	1	11	
44	DeWolf, Matt	0	2	0	0	1	2	4	6	2	0	1	2	0	0	20	
02	Anderson, Brandon	8	17	3	5	7	9	0	0	1	26	2	3	0	2	32	
20	Hunsaker, Zach	2	6	1	2	0	0	1	1	5	4	1	0	1	0	28	
24	Cambridge, Desmond	7	18	3	9	5	5	1	2	3	22	2	0	0	0	35	
60	Massey, Jason	1	2	0	0	0	0	0	0	3	2	0	1	0	0	13	
04	Okolie, Obi	3	7	0	1	2	0	3	3	2	7	0	1	0	0	23	
11	Sullivan, Chris	1	2	1	1	0	0	0	0	1	3	0	1	0	0	10	
25	Choh, Tamenang	3	5	0	1	0	0	3	6	5	6	2	2	0	0	19	
Team		4		2		1		2		6		1		1		9	
Totals		25-64		8-21		15-19		13		19		32		22		73	

FG % 1st Half: 14-33 42.4% 2nd half: 11-31 35.5% Game: 25-64 39.1%  
3FG % 1st Half: 4-11 36.4% 2nd half: 4-10 40.0% Game: 8-21 38.1%  
FT % 1st Half: 5-6 83.3% 2nd half: 10-13 76.9% Game: 15-19 78.9%

Officials: Rob Kueneman, Courtney Green, Steve Honacki  
Technical fouls: Brown-TEAM, Northwestern-None.  
Attendance: 6006

Score by periods	1st	2nd	Total
Brown	37	36	73
Northwestern	42	53	95

Points in Paint: NU 34, OU 21  
Fast Break Points: NU 11, OU 13  
Bench Points: NU 9, OU 11

Last FG - Brown 2nd-01:42, NU 2nd-00:26.  
Largest lead - Brown by 7 2nd-15:30, NU by 22 2nd-00:26.  
Brown led for 07:34, NU led for 31:16. Game was tied for 01:10.

GAME RECAPS AND BOX SCORES

Game 16  
Nebraska 70, NU 55  
Jan. 2, 2018 • Rosemont, Ill.

Derek Pardon registered a double-double, highlighted by a season-high 15 rebounds, but Northwestern was unable to overcome a tough shooting day, falling to Nebraska, 70-55, at Allstate Arena. Pardon turned in a solid all-around performance, finishing the game with 17 points, 11 offensive rebounds, three assists and three blocks. Aaron Falzon came off the bench to help provide a spark for the Wildcats' offense early in the game, jumpstarting a 11-0 run with a three-pointer followed by a layup. A jumper by Jordan Ash at the 9:33 mark extended Northwestern's lead to 16-10, its largest lead of the half. The #B1GCats' defense made life difficult for Nebraska throughout the first half, holding them to 29.6 percent shooting and forcing seven turnovers. The Wildcats also held the Cornhuskers scoreless for nearly five minutes during the Northwestern run midway through the first half. A 10-2 run by Northwestern to close the half, which included back-to-back threes by Falzon and Lindsey on NU's final two possessions, sent the Wildcats into intermission with a 30-25 lead. Pardon's layup to open the second half gave the Wildcats a seven-point lead, but Northwestern had a difficult time getting shots to fall to start the second half and, as a result, Nebraska was able to take back the lead. The Cornhuskers ramped up their shooting efforts, finishing the half shooting 59.3 percent (16-of-27) from the field, helping to extend their lead to double figures. Northwestern was unable to recover, ultimately falling 70-55. The Wildcats were held to 29.2 percent shooting in the contest despite posting a season-high 22 offensive rebounds.

Nebraska 70 • 11-5, 2-1 B1G

#	Player	Total			3-Ptr			Rebounds			PF	TP	A	TO	Blk	Stl	Min
		FG	FGA	FT	FTA	Off	Def	Total									
14	Copeland, Isaac	f	5-9	0-3	3-3	4	4	8	1	13	1	0	3	0	0	29	
23	Tshimanga, Jordy	c	0-3	0-3	2-2	1	4	5	2	2	0	3	1	1	10		
05	Watson Jr., Glynn	g	5-14	2-5	7-8	0	6	6	2	19	6	2	1	2	35		
11	Taylor, Evan	g	0-5	0-1	0-0	0	1	1	2	0	0	1	0	0	24		
24	Palmer Jr., James	g	7-11	2-3	2-3	1	4	5	1	18	4	3	1	0	30		
00	Okeke, Dúby	f	1-1	0-0	0-0	2	1	3	1	2	0	1	3	0	10		
12	Allen, Thomas	g	0-2	0-1	0-0	0	1	1	0	0	0	0	0	1	5		
13	Gill, Anton	g	2-3	2-2	1-1	0	1	1	1	7	0	0	1	2	26		
15	Roby, Isaiah	g	2-5	1-1	0-0	1	0	1	1	3	5	2	0	2	19		
20	Borchardt, Tanner	g	2-2	0-0	0-0	1	2	3	4	1	0	2	0	1	12		
Team								3									
Totals			24-55	7-16	15-17	10	26	36	17	70	14	10	14	7	200		

FG % 1st Half:	8-28	28.6%	2nd half:	16-27	59.3%	Game:	24-55	43.6%	Deadball	
3FG % 1st Half:	4-7	57.1%	2nd half:	3-9	33.3%	Game:	7-16	43.8%	Rebounds	
FT % 1st Half:	5-6	83.3%	2nd half:	10-11	90.9%	Game:	15-17	88.2%		2.2

Northwestern 55 • 10-6, 1-2 B1G

#	Player	Total			3-Ptr			Rebounds			PF	TP	A	TO	Blk	Stl	Min
		FG	FGA	FT	FTA	Off	Def	Total									
04	Vic Law	f	2-11	0-4	4-4	3	5	8	1	8	3	3	1	1	37		
44	Gavin Skelly	f	1-6	1-2	0-0	3	2	5	3	3	1	0	0	0	18		
05	Derek Pardon	c	6-18	0-0	5-8	11	4	15	0	17	3	2	3	0	36		
20	Scottie Lindsey	g	4-14	2-6	2-2	0	2	2	3	12	4	3	1	0	35		
23	Jordan Ash	g	1-4	0-3	0-0	0	2	2	1	2	1	0	2	0	28		
11	Anthony Gaines	g	0-1	0-1	0-0	0	1	1	0	0	0	0	1	0	13		
12	Isiah Brown	g	1-3	0-0	0-0	0	0	0	1	2	2	1	0	0	12		
25	Barret Benson	g	0-0	0-0	0-0	0	0	0	1	0	0	1	0	0	4		
35	Aaron Falzon	g	4-8	3-5	0-0	1	2	5	11	0	0	0	0	0	17		
Team								3									
Totals			19-65	6-21	11-16	22	20	42	17	55	14	11	6	3	200		

FG % 1st Half:	12-39	30.8%	2nd half:	7-26	26.9%	Game:	19-65	29.2%	Deadball	
3FG % 1st Half:	4-12	33.3%	2nd half:	2-9	22.2%	Game:	6-21	28.6%	Rebounds	
FT % 1st Half:	2-4	50.0%	2nd half:	9-12	75.0%	Game:	11-16	68.8%		1.1

Officials: Lamont Simpson, Paul Selez, Kelly Pfeifer  
Technical fouls: Nebraska-None, Northwestern-None.  
Attendance: 5443

Score by periods	1st	2nd	Total
Nebraska	25	45	70
Northwestern	30	25	55

Points	In	Off	2nd	Fast	Bench
Nebraska	13	11	8	20	6
NU	22	8	20	0	13

Last FG - NEB 2nd-00:30, NU 2nd-00:12.  
Largest lead - NEB by 17 2nd-00:30, NU by 7 2nd-19:18.  
NEB led for 17:15, NU led for 16:18, Game was tied for 06:03.  
Score tied - 5 times.  
Lead changed - 5 times.

Game 17  
Penn State 78, NU 63  
Jan. 5, 2018 • University Park, Pa.

Bryant McIntosh scored a team-high 18 points, but Northwestern was unable to overcome a strong shooting performance by Penn State, falling, 78-63, at the Bryce Jordan Center. Lamar Stevens led the Nittany Lions with 30 points. As a team, Penn State shot 54.5-percent (30-of-55) on the night. The Nittany Lions got off to a hot start offensively, knocking down nine of their first 11 shots to start the game and jump out to a 22-11 lead. Penn State extended its lead to 31-15 with 7:44 remaining in the first half, however the Wildcats went on a 7-0 scoring run to cut their deficit to single digits. NU ramped up its offensive efforts in the final 10 minutes of the half, converting on 9-of-16 shots to close out the opening stanza. The #B1GCats continued to cut away at the lead as they went on a 6-0 in the final two minutes of the half, finishing with McIntosh banking in a triple at the buzzer to send the Wildcats into the break trailing, 41-34. Trailing 45-36 early in the second half, Northwestern went on a 8-2 run to cut its deficit to just three with over 15 minutes remaining in the game. Derek Pardon jump started the run with a two-handed dunk, and then back-to-back three pointers by McIntosh and Jordan Ash helped cut into the lead even further. Penn State countered the Wildcats' run with a 9-0 streak of their own to extend the lead back to 56-44. However, the Wildcats answered it with back-to-back 3-pointers from Ash and Law to trim the deficit to six. But that would be as close as the Wildcats could get for the rest of the game as Penn State continued its hot shooting en route to a 78-63 victory.

Northwestern 63 • 10-7, 1-3

#	Player	Total			3-Ptr			Rebounds			PF	TP	A	TO	Blk	Stl	Min
		FG	FGA	FT	FTA	Off	Def	Total									
4	Vic Law	f	3-7	1-3	1-1	1	5	6	4	8	5	1	0	3	30		
44	Gavin Skelly	f	2-6	1-3	2-2	2	2	4	3	7	0	2	0	1	19		
5	Derek Pardon	c	3-6	0-0	0-0	2	2	4	5	6	1	1	1	1	32		
20	Scottie Lindsey	g	3-17	3-11	0-0	0	4	4	1	9	1	4	1	1	34		
30	Bryant McIntosh	g	6-14	4-6	2-2	2	1	3	3	18	4	5	0	2	34		
11	Anthony Gaines	g	2-4	0-1	0-0	0	1	1	1	5	0	0	0	0	13		
12	Isiah Brown	g	1-3	0-1	0-0	0	2	2	1	2	0	0	0	0	8		
23	Jordan Ash	g	2-3	2-2	0-0	0	2	2	0	6	0	1	0	0	16		
25	Barret Benson	g	1-1	0-0	0-0	1	1	2	2	0	1	0	0	0	12		
35	Aaron Falzon	g	0-1	0-1	0-0	0	1	1	0	0	0	0	0	0	2		
Team								0									
Totals			23-62	11-28	6-6	10	17	27	21	63	11	15	2	8	200		

FG % 1st Half:	13-32	40.6%	2nd half:	10-30	33.3%	Game:	23-62	37.1%	Deadball	
3FG % 1st Half:	5-13	38.5%	2nd half:	6-15	40.0%	Game:	11-28	39.3%	Rebounds	
FT % 1st Half:	3-3	100.0	2nd half:	3-3	100.0	Game:	6-6	100.0		0

Penn State 78 • 12-5, 2-2

#	Player	Total			3-Ptr			Rebounds			PF	TP	A	TO	Blk	Stl	Min
		FG	FGA	FT	FTA	Off	Def	Total									
11	Stevens, Lamar	f	14-19	1-3	1-3	2	3	5	1	30	2	4	0	1	37		
24	Watkins, Mike	f	5-6	0-0	8-11	4	13	17	2	18	0	2	4	2	31		
10	Carr, Tony	g	3-13	1-4	5-7	0	4	4	2	12	5	1	0	0	30		
23	Reaves, Josh	g	3-5	1-1	0-0	2	4	6	7	1	2	2	1	2	24		
23	Garner, Shep	g	1-4	0-1	0-0	0	2	2	2	2	1	2	1	0	21		
40	Bostick, Nazeer	g	1-2	0-1	0-0	0	1	1	0	2	1	1	1	0	9		
05	Wheeler, Jamari	g	2-5	0-2	0-0	1	2	0	4	5	3	0	3	0	19		
44	Moore, Julian	g	1-1	0-0	1-1	1	0	1	1	3	0	0	0	0	9		
Team								2									
Totals			30-55	3-13	15-23	12	28	40	11	78	15	16	8	9	200		

FG % 1st Half:	17-24	70.8%	2nd half:	13-31	41.9%	Game:	30-55	54.5%	Deadball	
3FG % 1st Half:	2-6	33.3%	2nd half:	1-7	14.3%	Game:	3-13	23.1%	Rebounds	
FT % 1st Half:	5-8	62.5%	2nd half:	10-15	66.7%	Game:	15-23	65.2%		4.1

Officials: Donnie Epley, Chris Beaver, Steve McClunkins  
Technical fouls: Northwestern-None, Penn State-None.  
Attendance: 4682

Score by periods	1st	2nd	Total
Northwestern	34	29	63
Penn State	41	37	78

Points	In	Off	2nd	Fast	Bench
Northwestern	13	6	14	6	9
PSU	48	19	14	6	9

Last FG - NU 2nd-01:34, PSU 2nd-00:12.  
Largest lead - NU None, PSU by 17 2nd-03:19.  
NU led for 00:00, PSU led for 38:59, Game was tied for 01:01.  
Score tied - 1 time.  
Lead changed - 0 times.

Game 18  
NU 83, Minnesota 60  
Jan. 10, 2018 • Rosemont, Ill.

Bryant McIntosh broke the school single-game assists record with 16 while adding 11 points for a double-double, as Northwestern rolled to an 83-60 victory over Minnesota at Allstate Arena. McIntosh's assist total best the previous school record of 14 held by Patrick Baldwin. Derek Pardon added a double-double of his own, posting 13 points and 12 rebounds. Scottie Lindsey finished with a game-high 22 points. With the game tied at 5-5 early, Gavin Skelly came off the bench and provided a spark for the Wildcats as he knocked down a triple and then a jumper soon after to give NU a 10-9 lead. A 16-2 run by the 'Cats extended the lead to 29-14 midway through the first half. Jordan Ash began the run with a 3-pointer before two dunks by Pardon and a layup from McIntosh helped swing the momentum in the #B1GCats' favor. Three-pointers by Lindsey and Vic Law helped Northwestern open up its lead even further. Later in the run, the Wildcats scored 12-unanswered points to build their lead to as many as 24 with 1:16 remaining in the half. Northwestern also ramped up its defensive efforts, holding Minnesota without a field goal for 4:41 midway through the half and then scoreless for a 5:21 stretch later on in the period. Northwestern entered the break holding a 43-21 lead. Lindsey led all scorers with 10 points, while Pardon chipped in with eight points and eight rebounds. Following a Minnesota three to start the second half, the Wildcats showed no signs of slowing down to open up the game as they went on a 9-0 run to extend their lead to 52-24 with 17:10 left in the contest. A run by Minnesota trimmed the 'Cats' lead to as few as 14, but NU promptly answered back with a 6-0 run of its own to extend the gap back to 20 points. Falzon finished with a team-high 13 points in the second half, while Lindsey added 12 of his own.

Minnesota 60 • 13-5, 2-3 B1G

#	Player	Total			3-Ptr			Rebounds			PF	TP	A	TO	Blk	Stl	Min
		FG	FGA	FT	FTA	Off	Def	Total									
03	Murphy, Jordan	f	2-4	1-1	3-3	0	2	2	5	8	0	0	1	0	17		
42	Hurt, Michael	f	2-3	0-0	3-5	0	1	1	0	7	0	1	1	0	21		
21	Konate, Bakary	c	2-4	0-0	0-0	2	2	4	1	4	0	0	0	1	22		
20	McBryer, Dupree	g	3-8	2-4	6-6	0	0	0	3	14	2	1	0	3	32		
02	Mason, Nate	g	2-10	2-6	3-3	0	3	3	5	9	4	0	0	0	26		
04	Harris, Jamir	g	1-5	1-4	0-0	0	1	1	0	3	2	0	0	1	19		
11	Washington, Isaiah	g	2-12	2-6	3-4	2	3	5	0	9	5	1	0	1	27		



GAME RECAPS AND BOX SCORES

**Game 19**  
**Indiana 66, NU 46**  
**Jan. 14, 2018 • Bloomington, Ind.**

Northwestern was unable to overcome a slow start offensively as Indiana defeated the Wildcats, 66-46, at Assembly Hall. Vic Law finished tied for a team-high nine points to go along with seven rebounds and three assists for the Wildcats. Aaron Falzon contributed with eight points and five rebounds, while Dererk Pardon also finished with eight points and a game-high eight rebounds. Northwestern's defense set the tone early, holding the Hoosiers scoreless for almost four minutes to start the game. A run by Indiana gave the Hoosiers a double-digit lead midway through the first half, however an 8-0 counter by the 'Cats helped cut their deficit to two, 13-11, with 7:18 to go in the half. Bryant McIntosh began the run with a triple, his first of the day, and then Law followed it up with a layup and a three-pointer on back-to-back possessions. The pace began to pick up as both teams traded buckets in the final 10 minutes of the half. A three-pointer by Robert Johnson gave Indiana a 24-15 lead, but a dunk by Pardon and a pair of free throws from Falzon sent Northwestern into halftime trailing, 24-19. Pardon led the Wildcats at the half with six points and four rebounds, while Falzon and Law each had five points. Northwestern hung in the game to start the second half, with a three-pointer by Falzon and a dunk by Lindsey each cutting the lead to four on separate occasions early on. However, the Wildcats didn't have an answer for the Hoosiers' hot shooting as IU opened up its lead back up to double digits. Indiana shot an impressive 14-of-23 from the field as a team over the final 20 minutes of play. Isiah Brown provided NU with a spark off the bench, finishing tied for a team-high nine points, all of which came in the second half. Northwestern converted on all nine of its free throw attempts in the contest.

**Northwestern 46 • 11-8, 2-4**

#	Player	Total			3-Ptr			Rebounds			PF	TP	A	To	Blk	Stl	Min
		FG	FGA	FT	FTA	FG	FGA	FT	FTA	Off							
04	Vic Law	f	4-11	1-4	0-0	3	4	7	3	9	3	1	0	3	34		
26	Aaron Falzon	f	2-8	2-6	2-2	0	5	5	1	8	0	2	0	1	19		
05	Dererk Pardon	g	2-2	0-0	4-4	4	4	8	4	8	0	2	3	0	33		
20	Scottie Lindsey	g	1-15	0-7	0-0	1	3	4	1	2	1	4	1	1	34		
30	Bryant McIntosh	g	2-8	1-2	2-2	0	3	3	1	7	2	3	0	0	24		
11	Anthony Gaines	g	0-3	0-0	0-0	0	0	0	3	0	0	0	0	0	14		
12	Isiah Brown	g	3-3	2-2	1-1	0	0	1	9	0	1	0	1	4			
23	Jordan Ash	g	0-1	0-1	0-0	0	2	2	1	0	1	2	0	0	14		
25	Barret Benson	g	0-0	0-0	0-0	0	1	1	3	0	1	0	0	0	5		
33	Tino Mainali	g	0-0	0-0	0-0	0	0	0	0	0	0	0	0	0	04		
44	Gavin Skelly	g	1-5	1-3	0-0	2	3	2	3	0	2	1	0	0	19		
	Team					2	1	3									
	Totals		15-56	7-25	9-9	12	26	38	20	46	8	17	5	6	200		

FG % 1st Half:	6-25	24.0%	2nd half:	9-31	29.0%	Game:	15-56	26.8%	Deadball	
3FG % 1st Half:	3-11	27.3%	2nd half:	4-14	28.6%	Game:	7-25	28.0%	Rebounds	
FT % 1st Half:	4-4	100.0%	2nd half:	5-5	100.0%	Game:	9-9	100.0%		

**Indiana 66 • 11-7, 4-2**

#	Player	Total			3-Ptr			Rebounds			PF	TP	A	To	Blk	Stl	Min
		FG	FGA	FT	FTA	FG	FGA	FT	FTA	Off							
03	Smith, Justin	f	4-8	0-0	0-2	3	2	5	2	8	0	1	1	0	17		
13	Morgan, Juwan	f	4-4	0-0	0-4	0	5	5	2	8	2	1	0	1	16		
02	Newkirk, Josh	g	3-6	2-3	4-4	0	3	3	2	12	2	2	0	0	30		
04	Johnson, Robert	g	5-12	5-11	2-2	0	6	5	1	17	3	2	0	1	36		
15	McRoberts, Zach	g	0-3	0-2	2-2	0	3	2	2	2	0	0	1	0	18		
01	Durham, Aljami	g	2-4	0-1	1-2	0	3	3	0	5	1	0	0	0	14		
10	Jager, Johnny	g	0-0	0-0	0-0	0	0	0	0	0	0	0	0	0	1		
11	Green, Devonte	g	1-7	0-3	2-4	0	1	1	0	4	0	2	0	5	21		
21	McSwain Jr., Freddie	g	2-2	0-0	0-0	1	4	5	2	4	1	0	1	0	17		
22	Moore, Clifton	g	0-1	0-0	0-0	0	0	0	3	0	0	2	1	7			
30	Hartman, Collin	g	2-5	1-3	1-2	2	1	3	0	6	5	2	0	0	22		
35	Piller, Tim	g	0-0	0-0	0-0	0	0	0	0	0	0	0	0	0	1		
	Team					4	1	5									
	Totals		23-53	8-23	12-22	10	29	34	14	66	17	11	4	9	200		

FG % 1st Half:	9-30	30.0%	2nd half:	14-23	60.9%	Game:	23-53	43.4%	Deadball	
3FG % 1st Half:	4-13	30.8%	2nd half:	4-10	40.0%	Game:	8-23	34.8%	Rebounds	
FT % 1st Half:	2-4	50.0%	2nd half:	10-10	55.6%	Game:	12-22	54.5%		

Officials: Terry Wymmer, Paul Szalec, D.J. Carstensen  
Technical fouls: Northwestern-None. Indiana-None.  
Attendance: 17222

Score by periods	1st			2nd			Total		
	Northwestern	19	27	46	Points	In	Off	2nd	Fast
Indiana	24	42	66	Paint	T/O	Chance	Break	Bench	
					12	9	2	1	17
					28	18	9	8	19

Last FG - NU 2nd-00:04, IND 2nd-00:41. Score tied - 1 time.  
Largest lead - NU by 3 1st-16:22, IND by 29 2nd-03:32. Lead changed - 1 time.  
NU led for 00:20, IND led for 34:04. Game was tied for 05:35.

**Game 20**  
**#22/22 Ohio State 71, NU 65**  
**Jan. 17, 2018 • Rosemont, Ill.**

Northwestern was unable to overcome a strong offensive performance by Ohio State, falling, 71-65, at Allstate Arena. With 7:23 remaining in the game, the Wildcats trailed 62-49 before mounting a 16-6 run in the game's final minutes to give the conference leaders all they could handle. Five Wildcat players finished in double figures, with Vic Law leading the way with 14 points. Micah Potter paced the Buckeyes with 13 points. As a team, Ohio State shot 47.3-percent (26-of-55) on the night. Back-to-back buckets by Gavin Skelly helped the Wildcats take a 12-6 lead with 14:14 remaining in the first half, but Ohio State pushed its way out front to close out the half and entered the locker room with a 33-25 lead. As a team, Northwestern converted on 10-of-27 field goals in the first half, while the Buckeyes shot 12-of-29 from the field. After a slow first half offensively for Dererk Pardon, the junior center picked it up in the second half with two electrifying dunks in the first opening five minutes of the half. However, the Buckeyes caught fire midway through the second half, converting on five straight field goals to open their lead up to 51-36 with 13:00 left in the game. A jumper by Skelly, followed by a McIntosh three-pointer on the ensuing possession, cut the Wildcats' deficit to single digits with 6:37 remaining in the game. Northwestern continued to put pressure on Ohio State, cutting the Buckeyes' lead to as little as three points in the final minute of the game thanks to back-to-back triples from Law and Lindsey, but Ohio State was able to clinch the victory at the free throw line.

**Ohio State 71 • 16-4, 7-0 B1G**

#	Player	Total			3-Ptr			Rebounds			PF	TP	A	To	Blk	Stl	Min
		FG	FGA	FT	FTA	FG	FGA	FT	FTA	Off							
01	Tate, Jae'Sean	f	5-9	0-0	2-2	0	5	5	2	12	1	1	1	1	29		
33	Bates-Diop, Keita	f	4-12	0-3	2-4	3	5	8	1	10	3	2	1	1	31		
24	Wesson, Caleb	f	3-8	0-1	2-2	2	4	6	1	8	0	1	1	0	18		
03	Jackson, C.J.	g	3-10	1-6	5-7	1	4	5	2	12	8	2	0	3	36		
15	Williams, Kam	g	3-5	1-1	0-0	0	4	4	1	7	0	1	0	0	26		
00	Potter, Micah	g	5-5	1-1	2-2	1	2	3	3	13	1	1	0	0	16		
02	Jallow, Musa	g	0-0	0-0	0-0	0	1	1	0	0	2	0	0	0	3		
13	Dakich, Andrew	g	2-3	2-3	0-0	1	1	1	1	6	1	0	0	2	23		
24	Wesson, Andre	g	1-3	1-2	0-0	1	2	3	1	3	3	1	0	0	18		
	Team					2	2	2									
	Totals		26-55	6-17	13-17	10	28	38	13	71	17	12	3	7	200		

FG % 1st Half:	12-29	41.4%	2nd half:	14-26	53.8%	Game:	26-55	47.3%	Deadball	
3FG % 1st Half:	2-8	25.0%	2nd half:	4-10	50.0%	Game:	6-17	35.3%	Rebounds	
FT % 1st Half:	9-9	77.8%	2nd half:	6-8	75.0%	Game:	13-17	76.5%		

**Northwestern 65 • 11-9, 2-5 B1G**

#	Player	Total			3-Ptr			Rebounds			PF	TP	A	To	Blk	Stl	Min
		FG	FGA	FT	FTA	FG	FGA	FT	FTA	Off							
04	Vic Law	f	5-14	2-8	2-2	1	4	5	2	14	2	2	0	1	32		
46	Gavin Skelly	f	5-8	1-3	0-2	2	2	4	11	3	2	1	0	1	28		
05	Dererk Pardon	c	3-4	0-0	1-2	2	8	10	2	7	4	0	4	0	37		
20	Scottie Lindsey	g	6-13	1-5	0-0	0	3	3	3	13	3	2	1	0	38		
30	Bryant McIntosh	g	4-14	2-7	0-0	0	1	1	10	5	2	0	0	0	38		
11	Anthony Gaines	g	3-5	2-4	2-4	0	0	0	1	10	1	0	0	0	20		
23	Jordan Ash	g	0-0	0-0	0-0	0	1	1	0	1	0	0	0	0	3		
25	Barret Benson	g	0-0	0-0	0-0	0	1	2	1	0	0	0	0	0	3		
	Team					1	1	1									
	Totals		26-58	8-27	5-10	5	20	25	14	65	19	10	6	5	200		

FG % 1st Half:	10-27	37.0%	2nd half:	16-31	51.6%	Game:	26-58	44.8%	Deadball	
3FG % 1st Half:	2-9	22.2%	2nd half:	6-18	33.3%	Game:	8-27	29.6%	Rebounds	
FT % 1st Half:	3-6	50.0%	2nd half:	2-4	50.0%	Game:	5-10	50.0%		

Officials: Lamont Simpson, Pat Driscoll, Donnie Epley  
Technical fouls: Ohio State-None. Northwestern-None.  
Attendance: 6018

Score by periods	1st			2nd			Total		
	Ohio State	35	38	71	Points	In	Off	2nd	Fast
Northwestern	25	40	65	Paint	T/O	Chance	Break	Bench	
					26	11	5	6	10
									22

Last FG - OSU 2nd-02:38, NU 2nd-00:43. Score tied - 0 times.  
Largest lead - OSU by 15 2nd-13:00, NU by 6 1st-17:48. Lead changed - 1 time.  
OSU led for 28:54, NU led for 10:26. Game was tied for 00:40.

**Game 21**  
**NU 70, Penn State 61**  
**Jan. 20, 2018 • Rosemont, Ill.**

A 15-2 run by Northwestern to close the game helped fuel a thrilling 70-61 victory over Penn State at Allstate Arena. The #B1GCats held the Nittany Lions without a field goal during the final 10:37 of the game. The 'Cats defense also forced 14 turnovers during the contest, which they turned into 14 points off turnovers on the other end. Vic Law led NU with 18 points. The Nittany Lions jumped out to an early lead, converting on six of their first eight shots from the field to give them a 15-6 advantage. Northwestern's defense ramped up its efforts midway through the half and held the Nittany Lions scoreless for over four minutes in the first half. A three-pointer by Law with 5:10 left in the first half put the Wildcats on top, 24-23, their first lead of the game. Both teams then proceeded to catch fire from the field as the lead changed eight times during the final five minutes of the half. A jumper by Shep Garner sent Penn State into halftime with a 35-33 lead. Garner led all players with 17 points at the half. With the Wildcats trailing by six with 13 minutes to go in the game, Jordan Ash provided some valuable minutes off the bench, sinking a three-pointer and then converting on a put-back layup minutes later to cut the deficit to 53-51. Three consecutive baskets by Pardon, including back-to-back two-handed dunks underneath the hoop, gave the Wildcats a 61-59 lead with 4:56 to go in the game. The Wildcats weren't finished yet as a three-pointer by Law, followed by a McIntosh jumper on the ensuing possession, extended their lead to seven points with 3:26 remaining in the game. The stretch capped off an 11-0 run for the #B1GCats, during which they held Penn State scoreless for 5:11. Down the stretch, the Wildcats went 4-for-4 from the free throw line to put the game on ice.

**Penn State 61 • 13-8, 3-5 B1G**

#	Player	Total			3-Ptr			Rebounds			PF	TP	A	To	Blk	Stl	Min
		FG	FGA	FT	FTA	FG	FGA	FT	FTA	Off							
11	Stevens, Lamar	f	6-11	1-3	0-0	0	2	2	13	1	1	0	0	0	38		
24	Watkins, Mike	f	2-2	0-0	4-4	0	8	8	4	8	1	4	3	0	26		

GAME RECAPS AND BOX SCORES

Game 22

NU 77, Minnesota 69

Jan. 23, 2018 • Minneapolis, Minn.

Backed by a solid second-half effort and Vic Law's double-double, Northwestern picked up a 77-69 win at Minnesota to complete a season sweep over the Golden Gophers. Law totaled 18 points on the night and a career-high 13 rebounds, while matching his career best in assists with five dimes. Joining Law with a team-high 18 points was Bryant McIntosh. An 11-2 run early in the opening stanza helped the Wildcats jump out to a 13-7 lead. But Minnesota got off to a hot start offensively, knocking down 53.0-percent of their shots in the first half, including 6-of-10, three-pointers to jump ahead of the Wildcats. The #B1GCats continued to cut away at the lead as they held the Golden Gophers without a field goal for the final 2:45 of the first half. A dunk by Law and a jumper by McIntosh sent Northwestern into the break trailing, 40-34. The 'Cats clawed their way back in the second half, converting on 7-of-12 shots in the half's first 10 minutes. With 10:57 remaining, Law converted on a triple to give NU a 56-54 lead, its first lead of the half. Three consecutive baskets by Pardon, including back-to-back two-handed dunks underneath the hoop, gave the Wildcats a 61-59 lead. Following a three from Law, the lead proceeded to go back-and-forth midway through the second half as Pardon converted on a jumper to put NU up, 58-56. Then, with 7:37 remaining, McIntosh knocked down a jumper to give the Wildcats a 60-58 lead. Following the jumper from McIntosh, Northwestern never relinquished the lead. The Wildcats' defense held Minnesota to just five field goals in the final 10 minutes of the half, while NU converted on 7-of-8 field goals during the final 1:15 to ice the game.

Northwestern 77 • 13-9, 4-5															
#	Player	Total			3-Ptr			Rebounds			PF	TP	A TO Blk Stl	Min	
		FG	FGA	FG%	FG	FGA	FG%	FT	FTA	FT%					Off
04	Vic Law	f	6-11	1-3	5-6	1	12	13	2	18	5	3	2	1	35
44	Gavin Skelly	f	1-2	0-0	1-1	3	2	5	3	3	1	1	0	0	14
05	Derek Pardon	c	5-7	0-0	0-1	5	3	8	3	10	2	1	3	0	29
20	Scottie Lindsey	g	6-16	1-6	2-2	2	2	0	0	15	1	1	0	0	34
30	Bryant McIntosh	g	7-13	2-6	2-4	0	1	1	2	18	3	1	0	1	32
11	Anthony Gaines	g	0-2	0-0	0-0	0	2	2	2	0	1	2	0	0	15
23	Jordan Ash	g	1-3	1-2	0-0	0	0	0	1	3	0	0	0	0	8
25	Barret Benson	g	1-2	0-0	0-0	0	1	1	4	2	0	1	1	2	11
35	Aaron Falzon	g	0-0	0-0	8-9	0	2	2	0	8	2	0	1	2	21
Team			1-1			1			2						
Totals			27-56	5-17	18-23	11	26	37	17	15	10	7	6	200	
FG % 1st Half:		4-12	33.3%	2nd half:	1-5	20.0%	Game:		27-56	48.2%	Deadball				
3FG % 1st Half:		4-12	33.3%	2nd half:	1-5	20.0%	Game:		5-17	29.4%	Rebounds		3		
FT % 1st Half:		4-5	80.0%	2nd half:	14-18	77.8%	Game:		18-23	78.3%					

Minnesota 69 • 14-9, 3-7															
#	Player	Total			3-Ptr			Rebounds			PF	TP	A TO Blk Stl	Min	
		FG	FGA	FG%	FG	FGA	FG%	FT	FTA	FT%					Off
03	Murphy, Jordan	f	4-8	0-0	2-3	5	4	9	2	10	1	3	1	0	35
20	Fitzgerald, Davonte	f	1-3	1-3	0-0	0	1	1	2	3	1	0	0	0	24
01	McBrayer, Dupree	g	4-11	2-7	1-2	1	4	5	3	11	5	3	0	2	33
02	Mason, Nate	g	7-14	4-8	7-8	1	2	3	1	25	9	0	0	1	40
05	Coffey, Amir	g	7-13	1-2	0-3	1	3	4	5	15	2	5	0	1	32
04	Harris, Jamir	g	1-6	0-3	0-0	0	2	2	1	2	0	0	0	0	17
11	Washington, Isaiah	g	1-3	1-1	0-0	0	1	1	0	3	1	0	0	0	6
22	Konate, Bakary	g	0-0	0-0	0-0	0	1	1	0	0	0	0	0	0	5
42	Hurt, Michael	g	1-1	0-0	0-0	1	2	3	1	0	0	0	0	0	8
Team			3-4			4			4						
Totals			25-59	9-24	10-16	13	20	33	15	69	19	11	1	8	200
FG % 1st Half:		16-30	53.3%	2nd half:	9-29	31.0%	Game:		25-59	42.4%	Deadball				
3FG % 1st Half:		4-10	40.0%	2nd half:	3-14	21.4%	Game:		9-24	37.5%	Rebounds		1		
FT % 1st Half:		2-4	50.0%	2nd half:	8-12	66.7%	Game:		10-16	62.5%					

Score by periods				Points			
	1st	2nd	Total	In	Off	2nd	Fast
				T/O	Chance	Break	Bench
Northwestern	34	43	77	28	14	7	8
Minnesota	40	29	69	28	11	13	8

Officials: D.J. Carstensen, Terry Oglesby, Steve McClunings  
 Technical fouls: Northwestern-None. Minnesota-None.  
 Attendance: 11302  
 Last FG - NU 2nd-02:42, MINN 2nd-00:45.  
 Largest lead - NU by 8 2nd-00:32, MINN by 10 1st-07:25.  
 NU led for 12:59, MINN led for 24:19. Game was tied for 02:42.  
 Score tied - 4 times.  
 Lead changed - 7 times.

Game 23

#24/25 Michigan 58, NU 47

Jan. 29, 2018 • Ann Arbor, Mich.

Playing in its second of three straight games on the road, Northwestern fell to No. 24/25 Michigan, 58-47, at Crisler Center. A fast start gave the Wildcats an early lead, however despite a strong defensive performance throughout the game, the 'Cats were unable to overcome a slew of turnovers and a poor shooting performance from the field. Scottie Lindsey led all players with 15 points. Northwestern wasted no time getting going as it jumped out to a 14-5 lead in the game's first seven minutes. The #B1GCats saw a balanced scoring effort as their first six baskets came from six different players. Leading, 14-9, with 7:50 remaining in the first half, Lindsey continued his hot start by knocking down a corner three-pointer and then, on the ensuing possession, finishing a two-handed slam with authority to extend the 'Cats' lead to 19-11. Michigan closed the half on a 10-0 run to head into the locker room with a 21-19 lead. The Wolverines caught fire from behind the arc to open up the second half, converting on three of their first four looks from deep to open their lead up to as many as eight in the first four minutes of the second half. However, Northwestern battled back with three consecutive baskets from Gavin Skelly, Bryant McIntosh and Vic Law to cap off a 6-0 run and the trim the deficit to 32-30 with 14:33 to go in the half. The Wildcats continued going toe-to-toe with the Wolverines in scoring midway through the half, as back-to-back threes from Lindsey and Aaron Falzon cut the score to 41-38 in favor of Michigan. Trailing by seven with under eight minutes to play, Northwestern's defense was able to string together multiple stops, but struggled to get shots to fall on the other end.

Northwestern 47 • 13-10, 4-6 B1G															
#	Player	Total			3-Ptr			Rebounds			PF	TP	A TO Blk Stl	Min	
		FG	FGA	FG%	FG	FGA	FG%	FT	FTA	FT%					Off
04	Vic Law	f	2-8	0-5	2-2	0	7	7	3	6	1	3	1	1	28
44	Gavin Skelly	f	2-4	0-0	1-1	1	5	6	4	8	0	1	0	1	24
05	Derek Pardon	c	4-7	0-0	1-3	4	3	7	2	9	0	4	0	0	35
20	Scottie Lindsey	g	5-11	2-5	3-3	0	2	2	4	15	1	3	0	0	37
30	Bryant McIntosh	g	3-10	0-2	0-1	0	3	3	4	6	5	3	0	0	35
11	Anthony Gaines	g	0-0	0-0	0-0	0	2	2	0	0	1	0	0	0	10
23	Jordan Ash	g	0-1	0-1	0-0	0	1	1	3	0	0	1	0	0	12
25	Barret Benson	g	0-0	0-0	0-0	0	1	1	2	0	0	0	0	0	5
35	Aaron Falzon	g	2-6	2-3	0-0	2	2	2	0	6	0	0	0	0	14
Team			0-0			0			0						
Totals			18-47	4-16	7-10	7	27	34	20	47	7	16	1	2	200
FG % 1st Half:		8-24	33.3%	2nd half:	10-23	43.5%	Game:		18-47	38.3%	Deadball				
3FG % 1st Half:		2-7	28.6%	2nd half:	2-9	22.2%	Game:		4-16	25.0%	Rebounds		1		
FT % 1st Half:		1-1	100.0	2nd half:	6-9	66.7%	Game:		7-10	70.0%					

Michigan 58 • 18-6, 7-4 B1G															
#	Player	Total			3-Ptr			Rebounds			PF	TP	A TO Blk Stl	Min	
		FG	FGA	FG%	FG	FGA	FG%	FT	FTA	FT%					Off
04	Livers, Isaiah	f	1-1	1-1	0-0	0	0	0	0	3	0	0	0	0	33
13	Wagner, Moritz	f	3-7	1-3	1-3	1	7	8	4	8	0	2	0	2	28
01	Matthews, Charles	g	6-11	2-3	0-0	0	7	7	3	14	0	2	0	3	26
03	Simpson, Zavier	g	1-4	0-2	2-4	0	1	1	1	4	3	1	0	0	27
12	Abdur-Rahkman, M-A	g	3-6	1-4	4-4	1	3	4	1	11	3	0	0	0	38
14	Antzi, Breyon	g	3-10	2-6	0-0	0	2	2	1	8	3	0	1	1	24
15	Teske, Jon	g	1-2	0-0	0-0	1	4	5	1	2	0	0	0	1	11
22	Robinson, Duncan	g	3-9	0-6	2-2	0	0	0	1	8	3	0	0	1	27
55	Brooks, Eli	g	0-0	0-0	1-1	1	0	1	0	1	0	0	0	0	5
Team			0-0			0			0						
Totals			21-50	7-25	9-14	4	24	28	13	58	13	5	1	8	200
FG % 1st Half:		9-25	36.0%	2nd half:	12-25	48.0%	Game:		21-50	42.0%	Deadball				
3FG % 1st Half:		3-15	20.0%	2nd half:	4-10	40.0%	Game:		7-25	28.0%	Rebounds		3		
FT % 1st Half:		0-2	0.0%	2nd half:	9-12	75.0%	Game:		9-14	64.3%					

Score by periods				Points			
	1st	2nd	Total	In	Off	2nd	Fast
				T/O	Chance	Break	Bench
Northwestern	19	28	47	2	0	8	18
Michigan	21	37	58	20	16	5	8

Officials: Bo Boroski, Lamont Simpson, Pat Driscoll  
 Technical fouls: Northwestern-None. Michigan-None.  
 Attendance: 10879  
 Game Duration: 1:57  
 Last FG - NU 2nd-01:38, MICH 2nd-04:45.  
 Largest lead - NU by 9 1st-13:02, MICH by 11 2nd-01:49.  
 NU led for 17:24, MICH led for 21:54. Game was tied for 00:42.  
 Score tied - 0 times.  
 Lead changed - 1 time.

Game 24

NU 60, Wisconsin 52

Feb. 1, 2018 • Madison, Wis.

A red-hot start to the game along with a solid defensive performance helped propel the Northwestern to a 60-52 win over Wisconsin at Kohl Center. Northwestern has now won back-to-back games at the Kohl Center and three of its last four games at Wisconsin's home venue. Derek Pardon posted a game-high 17 points on a perfect 8-of-8 shooting from the field. Meanwhile, Scottie Lindsey finished with 14 points and Vic Law added nine points along with a team-high 8 rebounds. The #B1GCats got off to a blazing start, converting on six of their first seven shots from the field to jump out to a 14-1 lead before the first media timeout. Northwestern held an early 5-0 lead before proceeding to knock down seven consecutive shots to extend their lead to 18-1 with 14:29 to go in the half. The Wildcats' defense also started off on the right foot as they forced four turnovers in the first four minutes and held the Badgers' without a field goal for the first 6:22 of the game. Wisconsin trimmed Northwestern's lead to eight with 11:23 remaining in the first half, but the 'Cats responded by hitting shots on four consecutive possessions and opening their lead back up to 28-13. Northwestern carried a 37-26 lead into halftime. The scoring slowed down in the second half as both teams had shooting struggles throughout much of the period. As a team, the Badgers shot just 10-of-34 in the half, while the Wildcats cooled off significantly from their first half numbers, shooting 27.8-percent. Wisconsin cut the lead to as few as five points, however, the Wildcats converted on 8-of-8 free throws during the last minute to put the game out of reach.

Northwestern 60 • 14-10, 5-6															
#	Player	Total			3-Ptr			Rebounds			PF	TP	A TO Blk Stl	Min	
		FG	FGA	FG%	FG	FGA	FG%	FT	FTA	FT%					Off
04	Vic Law	f	4-7	1-1	0-0	0	8	8	3	9	2	1	1	1	36
44	Gavin Skelly	f	3-4	1-2	1-2	0	5	5	4	8	1	1	0	2	22
05	Derek Pardon	c	8-8	0-0	1-2	2	2	4	1	17	1	0	0	0	38
20	Scottie Lindsey	g	4-12	2-5	4-4	1	3	4	1	14	1	2	0	0	36
30	Bryant McIntosh	g	2-8	0-1	6-6	0	1	1	2	10	4	7	0	1	32
11	Anthony Gaines	g	0-1	0-1	0-0	0	3	3	1	0	0	1	0	0	8
23	Jordan Ash	g	0-0	0-0	0-0	0	0	0	0	0	0	1	0	1	8
25	Barret Benson	g	0-0	0-0	0-0	0	1	1	0	0	0	0	0	0	2
35	Aaron Falzon	g	0-2	0-1	2-3	2	0	2	2	2	0	0	0	0	18
Team		</													

GAME RECAPS AND BOX SCORES

Game 25  
 NU 61, #20/20 Michigan 52  
 Feb. 6, 2018 • Rosemont, Ill.

Northwestern earned a statement win over No. 20 Michigan, 61-52, at Allstate Arena behind a backcourt explosion from Bryant McIntosh and Scottie Lindsey. The two senior guards combined for 43 of the team's 61 points, with McIntosh dropping a season-high 24. Lindsey added 19 points and seven rebounds and sank four 3-pointers. The defense spurred the Wildcats forward in the second half, and held the Wolverines without a field goal from 12:15 to 2:46. The 52-point output on the game was tied for the lowest of the season for Michigan. Michigan came out of the gate strong and jumped out to a 10-1 lead. The 'Cats roared back behind two three pointers from Lindsey to cut it to 19-17. Northwestern kept battling to keep the score close and Lindsey's third three-pointer just before the half made it a three-point game at 32-29. The 'Cats took their first lead of the game came at 35-33 when Vic Law drained a left-wing three late in the shot clock on a crosscourt feed from McIntosh. Derek Pardon sent two Wolverines flying out of bounds with a pump fake on the next possession down, and finished his easy lay-up. The two plays were part of a 10-2 run that flipped the score to 39-35 in Northwestern's favor. Bryant McIntosh took over the end of the game to put Michigan away, scoring 12 of his 24 points in the last ten minutes. The senior shot 5-of-6 from the field and 2-of-2 from the line to shut down any hope of a Michigan comeback, including scoring on a layup as the shot clock was about to expire with 1:25 remaining, stretching the NU lead from four to six.

Michigan 52 • 19-7, 8-5 B1G

#	Player	Total		3-Ptr		Rebounds		PF	TP	A	TO	Bk	Stl	Min	
		FG	FGA	FG	FGA	FT	FTA								Off
04	Livers, Isaiah	1	2	0	0	0	0	0	1	2	0	0	0	1	2
13	Wagner, Moritz	7	10	1	4	5	8	2	7	9	1	20	2	1	1
01	Matthews, Charles	2	7	1	3	0	2	1	3	4	5	0	3	0	0
03	Simpson, Xavier	2	6	0	4	2	3	0	3	2	6	5	1	0	0
12	Abdur-Rahkman, M-A	3	7	1	2	4	6	0	3	3	11	2	1	0	1
02	Poole, Jordan	1	6	1	5	2	2	0	3	3	4	5	2	1	1
15	Teske, Jon	0	0	0	0	0	0	0	0	0	1	0	0	0	0
22	Robinson, Duncan	1	6	1	4	0	1	5	6	2	3	2	0	0	1
23	Watson, Ibi	0	0	0	0	0	0	0	0	0	0	0	0	0	0
55	Brooks, Eli	0	0	0	0	0	0	0	0	0	0	0	1	0	0
	<b>Totals</b>	17	44	5	22	13	19	5	22	27	18	52	13	9	2

FG % 1st Half:		2nd half:		Game:		3FG % 1st Half:		2nd half:		Game:		FT % 1st Half:		2nd half:		Game:	
12-24	50.0%	5-20	25.0%	17-44	38.6%	3-7	42.9%	5-22	22.7%	13-19	68.4%	0-0	0.0%	0-0	0.0%	0-0	0.0%

Officials: D.J. Carstensen, Gene Steratore, John Gaffney  
 Technical fouls: Michigan-None, Northwestern-None  
 Attendance: 7457

Score by periods				Points			
	1st	2nd	Total	Michigan	Northwestern	In	Off
Michigan	32	20	52	22	11	8	5
Northwestern	29	32	61	11	8	5	4

Last FG - MICH 2nd-02:01, NU 2nd-01:25.  
 Largest lead - MICH by 10 1st-15:26, NU by 10 2nd-03:43.  
 MICH led for 21:17, NU led for 17:12. Game was tied for 01:05.  
 Score tied - 0 times.  
 Lead changed - 1 time.

Game 26  
 Maryland 73, NU 57  
 Feb. 10, 2018 • College Park, Md.

Northwestern's momentum came to a halt against Maryland in a 73-57 defeat at the Xfinity Center. Scottie Lindsey followed up his 19-point outburst against No. 20 Michigan by answering the call again to the tune of a team-high 20 points. Lindsey sank four threes in back-to-back games for the first time in his career. Derek Pardon added 12 points and eight rebounds. Kevin Huerter led a balanced effort for the Terps with 22 points. Maryland came out of the gate strong at the Xfinity Center, but Northwestern kept pace thanks to threes from Vic Law and Gavin Skelly. Huerter started the game hot, sinking his first four attempts from the field as the Terrapins opened up a 19-8 lead. The Terps had it going from beyond the arc early, knocking down seven of their first ten triples to push the lead to 32-16. The 'Cats pushed back with a 6-0 run from Lindsey to force Mark Turgeon into a timeout. As they did against the Wolverines on Tuesday, the Wildcats kept battling to claw back into the game, this time with a 13-2 run to cut the deficit to 36-29 at the break. Lindsey erupted for 15 points in the first half, including a monster putback slam and a tough fadeaway three late in the shot clock to keep the 'Cats within striking distance. Maryland responded with a 7-0 run of its own to start the second half to make it 43-29. Aaron Falzon threw a counterpunch for Northwestern with two makes from downtown to bring it to 47-39. The 'Cats continued to lurk at an arm's length. Bryant McIntosh threw an alley-oop from 30 feet away for Law to slam home, and the hosts' lead shrunk to eight. The Terrapins finally pulled away down the stretch with 11-1 run that proved to seal the win.

Northwestern 57 • 15-11 (6-7)

#	Player	Total		3-Ptr		Rebounds		PF	TP	A	TO	Bk	Stl	Min	
		FG	FGA	FG	FGA	FT	FTA								Off
04	Vic Law	3	9	2	4	0	0	2	3	5	0	8	3	1	0
05	Derek Pardon	4	9	0	0	4	7	5	3	8	3	12	0	4	0
20	Scottie Lindsey	8	20	4	10	0	0	2	3	5	2	20	3	2	0
30	Bryant McIntosh	0	5	0	2	0	0	0	1	1	3	0	1	3	0
44	Gavin Skelly	2	7	1	3	0	0	0	2	2	4	5	0	0	0
11	Anthony Gaines	0	1	0	1	4	4	2	4	0	3	0	0	0	0
12	Isiah Brown	0	2	0	1	0	0	0	0	0	1	0	0	0	0
25	Barret Benson	0	0	0	0	0	0	0	1	1	0	0	0	0	0
33	Tino Malnati	0	0	0	0	0	0	0	0	0	0	0	0	0	0
35	Aaron Falzon	2	4	2	3	2	2	0	0	0	1	8	0	0	0
	<b>Totals</b>	19	57	9	24	10	13	14	18	32	16	57	7	13	1

FG % 1st Half:		2nd half:		Game:		3FG % 1st Half:		2nd half:		Game:		FT % 1st Half:		2nd half:		Game:	
11-31	35.5%	8-36	22.2%	19-57	33.3%	5-12	41.7%	9-24	37.5%	10-13	76.9%	0-0	0.0%	0-0	0.0%	0-0	0.0%

Officials: Larry Scrotto, Tom Eades, Donnie Epley  
 Technical fouls: Northwestern-None, Maryland-None  
 Attendance: 16164

Score by periods				Points			
	1st	2nd	Total	Northwestern	Maryland	In	Off
Northwestern	29	28	57	16	14	7	7
Maryland	36	37	73	14	8	9	12

Last FG - NU 2nd-01:51, UMD 2nd-01:20.  
 Largest lead - NU None, UMD by 21 2nd-03:45.  
 NU led for 00:00, UMD led for 39:44. Game was tied for 00:16.  
 Score tied - 0 times.  
 Lead changed - 0 times.

Game 27  
 Rutgers 67, NU 58 (OT)  
 Feb. 13, 2018 • Piscataway, N.J.

Northwestern led for nearly the entire game at Rutgers, but the Scarlet Knights hit a late game-tying three-pointer to send the contest into overtime where the Wildcats fell, 67-58. Senior Scottie Lindsey dropped a team-high 19 points for his third straight game with 19-or-more. Junior Derek Pardon recorded his fourth double-double of the season with 12 points on 6-of-7 shooting and 13 rebounds. Pardon had six of the game's first 10 points and almost ended the first half with a double-double, tallying 10 points and eight rebounds. Aaron Falzon had one of his best halves on the season, posting eight points without a missed field goal. His eight points all came in a 14-4 run in the first half that pushed the Wildcats to a 28-16 lead with just over six minutes in the period. Vic Law nailed a triple with under two minutes to go before Pardon dream-shaked his defender out of the way and hit a lay-up to give the 'Cats an 11-point lead at 33-22. Rutgers started the second frame with a 6-0 run, but Lindsey took over the ballgame after another Pardon bucket, scoring the next nine Northwestern points, all from behind the arc, with the third triple make extending the lead to 44-33. Despite two more layups from Lindsey, Corey Sanders willed his team back within one at 51-50. First-year Anthony Gaines sank a crucial three to extend the lead to 56-50 with under a minute to play but Rutgers sprung back to life once more with six more points from Sanders in the last minute including a game-tying three with six seconds to go. Skelly scored the first two points in overtime, but that would be all the Wildcats mustered. Rutgers closed out the game with the last 11 points and walked away with the win.

Northwestern 58 • 15-12, 6-8

#	Player	Total		3-Ptr		Rebounds		PF	TP	A	TO	Bk	Stl	Min	
		FG	FGA	FG	FGA	FT	FTA								Off
04	Vic Law	3	7	1	3	2	4	1	4	10	2	8	3	2	0
44	Gavin Skelly	2	9	0	4	0	0	2	1	3	3	4	1	0	0
05	Derek Pardon	6	7	0	0	6	7	13	1	12	0	19	3	4	0
20	Scottie Lindsey	7	20	3	8	2	3	0	4	4	2	19	3	4	0
30	Bryant McIntosh	1	5	0	2	0	0	1	1	1	2	5	2	0	0
11	Anthony Gaines	2	3	1	1	1	2	0	0	0	2	3	1	0	1
12	Isiah Brown	0	1	0	0	0	0	0	0	0	0	0	0	0	0
25	Barret Benson	0	1	0	0	0	0	2	0	2	0	1	0	0	0
35	Aaron Falzon	3	8	2	5	0	2	0	2	2	4	8	1	1	0
	<b>Totals</b>	23	61	7	23	5	9	13	24	37	18	58	13	12	6

FG % 1st Half:		2nd half:		OT:		3FG % 1st Half:		2nd half:		OT:		FT % 1st Half:		2nd half:		OT:	
15-27	55.6%	7-26	26.9%	0-1	0.0%	3-7	42.9%	4-12	33.3%	0-0	0.0%	2-3	66.7%	5-9	55.6%	2	2

Officials: Paul Szele, D.J. Carstensen, Bill Ek  
 Technical fouls: Northwestern-None, Rutgers-None  
 Attendance: 3827

Score by periods				Points			
	1st	2nd	OT	Northwestern	Rutgers	In	Off
Northwestern	33	23	2	58	13	4	14
Rutgers	24	32	11	67	16	14	6

Last FG - NU OT-04:34, RUTGERS OT-01:18.  
 Largest lead - NU by 12 1st-06:11, RUTGERS by 9 OT-00:35.  
 NU led for 39:11, RUTGERS led for 02:15. Game was tied for 03:34.  
 Score tied - 4 times.  
 Lead changed - 1 time.

GAME RECAPS AND BOX SCORES

**Game 28**  
**#2/1 Michigan State 65, NU 60**  
**Feb. 17, 2018 • Rosemont, Ill.**

Northwestern rocketed out from the opening whistle against No. 2 Michigan State at Allstate Arena, building a massive first-half lead before the Spartans roared back themselves in the second half to just edge the Wildcats, 65-60. Vic Law finished with a game-high 21 points for NU. The 'Cats got off to a quick start as a jumper from Law made it 17-6 at the 11:50 mark, increasing his total to 10 points in the first eight minutes of action. A 3-pointer in transition made it 20-6 shortly after, and the Spartans were forced to call a timeout. The pause had little effect on the flow of the game, as a 10-2 run by the hosts increased the lead to 22 points. Anthony Gaines hit back-to-back layups before Law and Gavin Skelly each added a triple in the stretch. NU led 49-27 at the intermission on the back of 8-of-13 shooting from behind the arc. The Wildcats shot 60 percent from the floor in the first 20 minutes and recorded assists on 12 of their 18 made field goals. Michigan State came out firing on all cylinders in the second half, ripping off a 19-4 run to cut the lead to seven points with ten minutes remaining. After a Northwestern timeout, the Spartans scored another seven straight to tie the contest at 53 apiece. A layup-and-1 from Jaren Jackson Jr. put MSU ahead for the first time with 5:26 remaining. A dunk from Pardon a minute later gave the 'Cats just their second field goal of the half, as the game was a two-point affair with three minutes to play. After multiple misses on either end, Miles Bridges went to the line with 42 seconds on the clock. The Spartan knocked down both to stretch his team's lead to four points. MSU's lead was six before Law hit a triple with 11.7 seconds to go, but Bridges hit a pair from the charity stripe to seal it for the Spartans.

**Michigan State 65 • 26-3, 14-2 B1G**

#	Player	Total			3-Ptr			Rebounds			PF	TP	A	TO	Blk	Stl	Min
		FG	FGA	FT	FTA	Off	Def	Off	Def	Total							
02	Jr, Jaren Jackson	f	5-9	0-1	1-2	0	0	0	3	11	0	1	0	0	0	14	
44	Ward, Nick	f	3-8	0-0	9-11	5	5	10	3	15	1	1	0	0	0	27	
01	Langford, Joshua	g	3-10	2-4	0-0	1	3	4	1	8	5	1	0	0	0	38	
05	Winston, Cassius	g	5-8	4-6	3-4	0	9	9	2	17	2	0	0	0	24		
22	Bridges, Miles	g	2-6	0-3	4-4	0	3	3	4	8	0	0	0	0	23		
11	Jr, Lourawls Nairn	g	0-1	0-0	0-0	0	0	0	0	0	0	0	0	0	6		
13	Carter, Ben	g	0-0	0-0	0-0	0	0	0	0	0	0	0	0	0	2		
20	McQuaid, Matt	g	2-4	1-0	0-0	0	0	0	0	6	0	0	0	0	26		
23	Tillman, Xavier	g	0-0	0-0	0-0	2	2	1	1	0	1	0	0	0	4		
25	Goins, Kenny	g	0-0	0-0	0-0	0	3	3	1	0	0	1	0	0	23		
34	Schilling, Gavin	g	0-0	0-0	0-0	0	0	0	0	0	0	0	0	0	3		
	Team									2	2	4					
	Totals		20-46	8-18	17-21	8	27	35	16	65	16	12	0	0	3	200	

FG % 1st Half: 9-24 33.3% 2nd half: 12-22 54.5% Game: 20-46 43.5%  
 3FG % 1st Half: 3-9 33.3% 2nd half: 5-9 55.6% Game: 9-18 44.4%  
 FT % 1st Half: 8-10 80.0% 2nd half: 9-11 81.8% Game: 17-21 81.0%

**Northwestern 60 • 15-13, 6-9 B1G**

#	Player	Total			3-Ptr			Rebounds			PF	TP	A	TO	Blk	Stl	Min
		FG	FGA	FT	FTA	Off	Def	Off	Def	Total							
04	Vic Law	f	7-17	5-11	2-2	0	3	3	2	21	5	3	1	1	0	40	
44	Gavin Skelly	f	3-8	2-4	3-3	0	2	2	5	11	0	0	0	0	0	23	
05	Derek Pardon	c	3-4	0-0	2-3	4	2	6	4	8	1	0	0	2	24		
11	Anthony Gaines	g	4-9	0-0	2-2	3	2	5	3	10	4	0	0	0	37		
20	Scottie Lindsey	g	2-5	0-0	0-0	0	5	5	2	6	2	1	0	0	31		
12	Isiah Brown	g	2-5	0-0	0-0	1	2	2	4	0	0	1	0	0	13		
25	Barret Benson	g	0-1	0-0	0-0	0	0	0	4	2	0	0	0	0	12		
35	Aaron Falzon	g	0-5	0-3	0-0	0	3	3	0	0	0	0	0	0	20		
	Team									0	0	0	0	0	0		
	Totals		21-56	9-23	9-10	8	28	36	22	60	14	7	2	4	200		

FG % 1st Half: 18-30 60.0% 2nd half: 3-26 11.5% Game: 21-56 37.5%  
 3FG % 1st Half: 8-13 61.5% 2nd half: 10-10 100% Game: 9-23 39.1%  
 FT % 1st Half: 5-5 100.0% 2nd half: 4-5 80.0% Game: 9-10 90.0%

Officials: Terry Oglesby, Gene Steratore, Kelly Pfeifer  
 Technical fouls: Michigan State-None. Northwestern-None.  
 Attendance: 12114

Score by periods	1st	2nd	Total
Michigan State	27	38	65
Northwestern	49	11	60

Points: MSU 65, NU 60  
 In: 16, Off: 16, 2nd: 3, Fast: 6  
 T/O: 12, Chance: 3, Break: 6  
 NU: 18, 12, 5, 7, 4

Last FG - MSU 2nd-04:55, NU 2nd-00:11.  
 Largest lead - MSU by 6 2nd-00:25, NU by 7 1st-04:18.  
 MSU led for 05:26, NU led for 30:59. Game was tied for 03:35.  
 Score tied - 1 time.  
 Lead changed - 1 time.

**Game 29**  
**Maryland 71, NU 64**  
**Feb. 19, 2018 • Rosemont, Ill.**

Maryland used a second-half rally to defeat Northwestern 71-64 at Allstate Arena. Scottie Lindsey led the Wildcats in scoring with 15 points. Northwestern started the game on fire from deep, with 3-pointers from Vic Law, Lindsey and Aaron Falzon to open up a 9-2 lead. The Terrapins climbed back and took a lead behind a few inside looks from Michal Cekovsky. Northwestern hung within four thanks to Lindsey's second three of the night and a bucket out of the post from Gaines. Law splashed in his second make from downtown to bring the 'Cats within one at 21-20. Gavin Skelly followed that up with a corner three off of a crosscourt find from Brown to tie the ballgame at 23-23. Brown hit a jumper of his own and then dished the rock once more to Gaines, who nailed his first three to give the 'Cats the lead back. Northwestern closed the half on a 10-2 run as it took a 37-30 lead into halftime. The Wildcats and the Terrapins traded buckets to start the second period as the visitors remained an arm's length away. Derek Pardon scored six points in the first five minutes and Law canned his third deep ball to make it 47-38. Maryland cut it to within three at 52-49, despite Pardon reaching double figures on the night for the 18th time the season and Lindsey knocking down his third shot from behind the arc. The Terps surged ahead with a 15-2 run and grabbed a late 65-56 lead. Pardon started chipping away with a bruising and-one with under four minutes to play. Brown scored on a floater to make it 65-60 with under two minutes to go, but the Terrapins were able to seal the game from the charity stripe.

**Maryland 71 • 19-11, 8-9 B1G**

#	Player	Total			3-Ptr			Rebounds			PF	TP	A	TO	Blk	Stl	Min
		FG	FGA	FT	FTA	Off	Def	Off	Def	Total							
23	Bruno Fernando	f	2-3	0-0	3-5	0	6	6	4	9	0	0	1	0	0	21	
01	Anthony Cowan	g	3-7	1-5	6-6	0	4	4	1	13	4	3	0	2	38		
04	Kevin Huerter	g	7-12	3-6	1-2	0	3	3	2	18	4	4	0	0	37		
05	Dion Wiley	g	4-7	1-4	4-4	0	3	3	3	13	0	0	0	2	30		
10	Darryl Morsell	g	2-8	0-0	2-2	2	4	6	3	6	3	1	1	0	38		
11	Jared Nickens	g	1-4	0-2	2-2	0	0	0	4	0	0	1	1	1	15		
15	Michal Cekovsky	g	4-6	0-0	0-0	4	1	5	4	8	2	1	0	0	19		
33	Joshua Tomicic	g	0-0	0-0	0-0	0	0	0	0	0	0	0	0	0	2		
	Team									0	0	0	0	0	0		
	Totals		24-47	5-17	18-22	8	23	31	17	71	14	13	4	4	200		

FG % 1st Half: 10-22 45.5% 2nd half: 14-25 56.0% Game: 24-47 51.1%  
 3FG % 1st Half: 1-8 12.5% 2nd half: 4-9 44.4% Game: 5-17 29.4%  
 FT % 1st Half: 9-10 90.0% 2nd half: 9-12 75.0% Game: 18-22 81.8%

**Northwestern 64 • 15-14, 6-10 B1G**

#	Player	Total			3-Ptr			Rebounds			PF	TP	A	TO	Blk	Stl	Min
		FG	FGA	FT	FTA	Off	Def	Off	Def	Total							
04	Vic Law	f	3-8	3-6	0-1	1	4	5	4	9	3	1	0	0	30		
05	Derek Pardon	c	5-6	0-0	4-7	2	3	5	3	14	0	0	3	1	36		
11	Anthony Gaines	g	2-5	1-3	1-2	1	3	4	2	6	5	0	2	38			
20	Scottie Lindsey	g	6-12	3-5	0-0	1	1	2	4	15	2	6	0	0	36		
35	Aaron Falzon	g	1-4	1-4	0-0	0	1	1	0	3	0	0	0	0	15		
12	Isiah Brown	g	3-11	1-4	4-4	0	1	1	3	11	3	1	0	0	16		
25	Barret Benson	g	0-0	0-0	0-0	0	1	1	2	0	0	2	0	0	4		
44	Gavin Skelly	g	1-9	1-3	3-4	1	3	4	2	6	1	3	1	0	25		
	Team									1	0	1	0	0	0		
	Totals		21-50	10-25	12-18	8	17	25	20	64	14	14	4	5	200		

FG % 1st Half: 13-29 44.8% 2nd half: 8-21 38.1% Game: 21-50 42.0%  
 3FG % 1st Half: 8-15 53.3% 2nd half: 2-10 20.0% Game: 10-25 40.0%  
 FT % 1st Half: 3-6 50.0% 2nd half: 9-12 75.0% Game: 12-18 66.7%

Officials: Bo Borowski, Paul Szekel, Keith Kimble  
 Technical fouls: Maryland-None. Northwestern-None.  
 Attendance: 6014

Score by periods	1st	2nd	Total
Maryland	30	41	71
Northwestern	37	27	64

Points: MD 71, NU 64  
 In: 34, Off: 20, 2nd: 11, Fast: 12  
 UMD: 18, 12, 5, 7, 4  
 NU: 18, 12, 5, 7, 4

Last FG - UMD 2nd-03:54, NU 2nd-01:23.  
 Largest lead - UMD by 9 2nd-03:54, NU by 11 2nd-19:06.  
 UMD led for 17:45, NU led for 19:22. Game was tied for 02:53.  
 Score tied - 3 times.  
 Lead changed - 5 times.

**Game 30**  
**Wisconsin 70, NU 64**  
**Feb. 22, 2018 • Rosemont, Ill.**

Northwestern celebrated seniors Scottie Lindsey, Bryant McIntosh and Gavin Skelly at Allstate Arena, but fell in a close battle against Wisconsin, 70-64. Lindsey and McIntosh each shined on Senior Night, finishing as Northwestern's top scorers on the night. Lindsey tied his season high with 26 points and McIntosh added 18. Lindsey made four of his first five shots and scored 15 of the team's 32 points in the first half. Together, the senior backcourt combined for 44 of the team's 64 points in the contest. Wisconsin used red-hot shooting from beyond the arch early on in jumping out to an 18-7 advantage. Trailing 30-21 with seven minutes remaining in the half, NU went on a 9-1 run to close to within one. Northwestern eventually trailed 38-32 at the half, but opened the second half strong in taking a 43-42 lead. Wisconsin went back out in front by seven before the two teams battled back-and-forth throughout the final minutes with NU repeatedly pulling to within a single possession. With less than 30 second left, however, Brevin Pritzl beat the shot clock buzzer by hitting a three-pointer that increased the visitors' lead to four. Wisconsin connected on two free throws to seal the road win. The Badgers shot 53.3 percent from the field, including connecting on nine of 20 attempts from beyond the arch. Northwestern shot a respectable 48.9 percent but committed 13 turnovers which Wisconsin converted into 19 points. Ethan Happ paced UW with 19 points and 7 rebounds while Khalil Iverson added 16 points and Andy Van Vliet chipped in with 14.

**Wisconsin 70 • 14-16, 7-10 B1G**

#	Player	Total			3-Ptr			Rebounds			PF	TP	A	TO	Blk	Stl	Min
		FG	FGA	FT	FTA	Off	Def	Off	Def	Total							
02	Ford, Aleem	f	0-2	0-2	0-0	0	0	0	3	0	0	1	1	1	19		
22	Happ, Ethan	f	7-12	0-0	5-9	3	4	7	2	19	3	3	4	32			
01	Pritzl, Brevin	g	4-9	3-7	0-0	0	1	1	2	11	1	0	0	29			
21	Iverson, Khalil	g	6-8	0-0	4-5	2	4	6	1	16	1	1	0	0	39		
34	Davison, Brad	g	1-4	1-4	2-2	0	2	2	4	5	6	2	0	0	29		
05	Moesch, Aaron	g	0-0	0-0	2-2	0	1	1	1	2	0	0	0	0	7		
11	Van Vliet, Andy	g	5-7	4-6	0-0	1	1	2	0	14	0	0	0	0	24		
20	Schlundt, T.J.	g	0-0	0-0	0-0	0	0	0	0	0	0	0	0	0	1		
25	Illikainen, Alex	g	1-1	1-1	0-0	0	0	0	0	3	0	0	0	0	1		
35	Reuvers, Nate	g	0-2	0-0	0-0	1	0	1	3	2	1	1	1	9			
	Team									0	1	1					
	Totals		24-45	9-20	13-18	7	14	21	16	70	16	9	5	9	200		

FG % 1st Half: 14-23 60.9% 2nd half: 10-22 45.5% Game: 24-45 53.3%  
 3FG % 1st Half: 7-14 50.0% 2nd half: 2-6 33.3% Game: 9-20 45.0%  
 FT % 1st Half: 3-6 50.0% 2nd half: 10-12 83.3% Game: 13-18 72.2%

**Northwestern 64 • 15-15, 6-11 B1G**

#	Player	Total			3-Ptr			Rebounds			PF	TP	A	TO	Blk	Stl	Min
		FG	FGA	FT	FTA	Off	Def	Off	Def	Total							
44	Gavin Skelly	f	2-2	0-0	0-1	1	2	3	4	1	0	0	0	0			

GAME RECAPS AND BOX SCORES

**Game 31**  
**Iowa 77, NU 70**  
**Feb. 25, 2018 • Iowa City, Iowa**

Scottie Lindsey dropped a career-high 32 points to lead Northwestern's comeback effort that came up just short as the Wildcats fell, 77-70, to Iowa in the regular-season finale. Lindsey hit nine 3-pointers, matching a Northwestern record and the most ever by a Wildcat player in a Big Ten game. Sophomore Barret Benson finished with eight points, a tie for his career-high, on a perfect 4-of-4 line from the field, while grabbing 10 rebounds. Despite starting brightly with a Pardon dunk and a jumper from Bryant McIntosh, who started the game but only played seven minutes, Northwestern could not keep pace with the Hawkeyes' potent offense. Lindsey cut the early lead to 12-9 with his first three, but his next two triples would be the only source of offense as the hosts put a 30-15 stronghold on the game. Benson was active in the paint in the rest of the first half with a tip-in and two lay-ups, but Iowa headed to the break up, 45-28. Lindsey picked up in the second frame where he left off and drained two triples early to cut the lead to 50-34. Iowa kept its foot on the gas pedal until Northwestern came back to life late in the ballgame. Isiah Brown drained a 3-pointer to kickoff a 7-0 run that brought the 'Cats within 12. Northwestern hit the Hawkeyes with a barrage of deep balls, including Lindsey's sixth and seventh 3-pointers to force a timeout from Iowa head coach Fran McCaffery at 73-65. Iowa avoided a collapse in the closing moments and held on for the win. Lindsey ended his night with an exclamation point, knocking down his ninth three with five seconds to go to make it 77-70. His outburst helped Northwestern connect on a season-high 13 triples in the contest.

**Northwestern 70 • 15-16, 6-12**

#	Player	Total		3-Ptr		Rebounds			PF	TP	A	TO	Blk	Stl	Min
		FG	FGA	FG	FGA	FT	FTA	Off							
44	Gavin Skelly	f	0-0	0-0	0-2	0	0	0	2	0	0	0	0	0	8
05	Derek Pardon	c	3-8	0-0	0-1	4	5	9	3	6	4	1	1	0	34
11	Anthony Gaines	g	4-11	1-4	0-0	0	2	2	1	9	6	3	0	0	40
20	Scottie Lindsey	g	10-14	9-11	3-4	1	3	4	2	32	0	0	0	0	40
30	Bryant McIntosh	g	1-1	0-0	0-0	0	0	0	2	1	3	0	0	7	
12	Isiah Brown	g	3-14	1-6	0-0	0	0	0	4	7	3	2	0	33	
25	Barret Benson	g	4-4	0-0	0-0	3	7	10	4	8	2	1	3	1	25
33	Tino Malnati	g	0-0	0-0	0-0	0	0	0	0	0	0	0	0	0	+
35	Aaron Falzon	g	2-6	2-4	0-0	0	1	1	2	6	1	0	0	1	13
Team						1	2	3							
Totals			27-58	13-25	3-7	9	20	29	18	70	17	11	4	2	200

FG % 1st Half: 12-27 44.4% 2nd half: 15-31 48.4% Game: 27-58 46.6%  
 3FG % 1st Half: 4-10 40.0% 2nd half: 9-15 60.0% Game: 13-25 52.0%  
 FT % 1st Half: 0-3 0.0% 2nd half: 3-4 75.0% Game: 3-7 42.9%

**Iowa 77 • 13-18, 4-14**

#	Player	Total		3-Ptr		Rebounds			PF	TP	A	TO	Blk	Stl	Min
		FG	FGA	FG	FGA	FT	FTA	Off							
05	Cook, Tyler	f	5-7	0-0	4-5	4	7	11	3	14	6	3	0	1	32
25	Uhl, Dom	f	0-1	0-1	0-0	0	2	2	0	0	0	1	2	0	8
55	Garza, Luka	f	6-10	1-2	5-6	4	1	5	2	18	1	1	1	0	26
03	Bohannon, Jordan	g	7-14	7-14	4-5	0	6	6	1	25	5	1	0	2	40
04	Moss, Isiah	g	4-8	2-3	2-2	2	0	2	1	12	1	0	0	0	26
00	Wagner, Ahmad	g	0-0	0-0	0-0	1	1	2	0	0	0	0	0	1	2
01	Dalley, Maishe	g	0-3	0-3	0-0	0	0	0	0	0	1	0	0	1	16
02	Nunge, Jack	g	0-5	0-2	0-1	2	1	3	1	0	0	0	0	0	9
11	Rose, Charlie	g	0-0	0-0	0-0	0	0	0	0	0	0	0	0	0	+
15	Kriener, Ryan	g	1-5	0-2	0-2	1	2	3	3	2	1	0	0	0	10
35	Perns, Cordell	g	1-2	0-0	2-2	0	0	0	2	4	0	2	0	0	10
51	Baer, Nicholas	g	1-4	0-2	0-0	2	4	6	0	2	1	0	0	1	21
Team						1	0	1							
Totals			25-59	10-29	17-23	17	24	41	13	77	16	9	3	6	200

FG % 1st Half: 13-27 48.1% 2nd half: 12-32 37.5% Game: 25-59 42.4%  
 3FG % 1st Half: 9-19 47.4% 2nd half: 1-10 10.0% Game: 10-29 34.5%  
 FT % 1st Half: 10-11 90.9% 2nd half: 7-12 58.3% Game: 17-23 73.9%

Officials: Gene Strotter, Keith Kimble, Brooks Wells

Technical fouls: Northwestern-None. Iowa-None.

Attendance: 11,996

Score by periods	1st	2nd	Total
Northwestern	28	42	70
Iowa	45	32	77

Points	In	Off	2nd	Fast	Bench
	Paint	T/O	Chance	Break	
NU	26	10	8	2	21
IOWA	24	14	20	9	8

Last FG - NU 2nd-00:05, IOWA 2nd-01:30.  
 Largest lead - NU by 2 1st-19:45, IOWA by 22 1st-04:44.  
 NU led for 00:28. IOWA led for 37:48. Game was tied for 01:44.

Score tied - 3 times.  
 Lead changed - 3 times.

## THE LAST TIME IT HAPPENED...

<b>TEAM</b>	
Ranked in AP Top 25.....	#20, 11/13/17
Defeated a team ranked in AP Top 25.....	#20 Michigan; W, 61-52; 2/6/18
Defeated an AP Top 10 team.....	at #7 Wisconsin; W, 66-59; 2/12/17
Defeated an AP Top 10 team on the road.....	at #7 Wisconsin; W, 66-59; 2/12/17
Defeated an AP Top 5 team.....	#4 Michigan State; W, 83-65; 1/27/79
Defeated the No. 1 team in AP poll.....	Yet to happen
Faced the No. 1 team in AP poll.....	at Michigan; L, 68-46; 1/30/13
Played an overtime game.....	at Rutgers; L, 67-58; 2/13/18
Won an overtime game.....	vs. Illinois; W, 72-68; 12/1/17
Played two-overtime game.....	Michigan; W, 82-78; 3/3/15
Played three-overtime game.....	at Michigan State; W, 75-73; 2/23/80
Won on a buzzer-beater.....	Michigan; W, 67-65; 3/1/17 (Dererk Pardon layup)
Won by 40+ points.....	W, 96-31 vs. Chicago State*; 12/11/17
Won by 50+ points.....	W, 96-31 vs. Chicago State*; 12/11/17
Won by 60+ points.....	W, 96-31 vs. Chicago State*; 12/11/17
Scored 100+ points.....	W, 103-67 vs. Sacred Heart; 12/21/15
Scored 55+ points in a half.....	55 vs. Chicago State (1st half); 12/11/17
Shot 60% or better from the field.....	.600 (30-50) vs. Rutgers; 3/9/17
Shot 65% or better from the field.....	.674 (29-43) vs. Arkansas State; 12/3/07
Shot 95% or better from the free throw line.....	.958 (23-24) vs. Saint Peter's; 11/13/17
Shot 100% from the free throw line.....	18-18 vs. Northern Kentucky; 12/27/14
40+ free throw attempts.....	48 vs. Northern Illinois; 11/13/09
50+ rebounds.....	50 vs. Mississippi Valley State; 11/11/16
Held opponent to 20 rebounds or less.....	16 vs. Saint Peter's; 11/13/17
30+ assists.....	33 vs. Rutgers*; 2/27/16
10+ blocked shots.....	12 vs. Loyola (Md.); 11/10/17
15+ steals.....	18 vs. Howard; 12/20/07
20+ steals.....	22 vs. Penn State*; 3/11/04
15+ 3-point field goals made.....	17 vs. Rutgers; 2/27/16
20+ 3-point field goals made.....	20 vs. Mississippi Valley State*; 12/2/11
5 or fewer turnovers.....	5 vs. Eastern Washington; 11/14/16
Opponent committed 20+ turnovers.....	21 vs. Valparaiso; 12/14/17
Opponent committed 30+ turnovers.....	32 vs. Savannah State; 12/1/07
Held opponent to 25% or worse shooting.....	.200 (8-40) vs. Chicago State; 12/11/17
Held opponent to 30% or worse shooting.....	.200 (8-40) vs. Chicago State; 12/11/17
Held opponent to 30 points or less.....	30 vs. Oakland; 11/21/98
Held opponent to 40 points or less.....	31 vs. Chicago State; 12/11/17
Held opponent to 15 points or less in a half.....	.8 vs. Chicago State (1st half)*; 12/11/17
Led by 40+ points at halftime.....	47 (55-8) vs. Chicago State; 12/11/17

<b>INDIVIDUAL</b>	
20+ points.....	Scottie Lindsey, 32 at Iowa; 2/25/18
30+ points.....	Scottie Lindsey, 32 at Iowa; 2/25/18
35+ points.....	John Shurna, 37 vs. LSU; 11/17/11
40+ points.....	Rich Falk, 49 vs. Iowa*; 2/24/64
20+ points in a half.....	Scottie Lindsey, 21 at Iowa (2nd half); 2/25/18
25+ points in a half.....	John Shurna, 25 at Northern Illinois (2nd half); 11/12/10
20+ points off the bench.....	Scottie Lindsey, 22 vs. Illinois; 12/1/17
30+ points off the bench.....	Jeff Grose, 32 vs. Rutgers*; 12/5/88
10+ rebounds.....	Barret Benson, 10 at Iowa; 2/25/18
20+ rebounds.....	Dererk Pardon, 22 vs. Nebraska; 1/26/17
10+ assists.....	Bryant McIntosh, 16 vs. Minnesota*; 1/10/18
15+ assists.....	Bryant McIntosh, 16 vs. Minnesota*; 1/10/18
5+ blocked shots.....	Dererk Pardon, 6 vs. Minnesota; 1/10/18
10+ blocked shots.....	Jim Pitts, 10 vs. Purdue*; 1/8/66
5+ steals.....	Sanjay Lumpkin, 5 vs. Iowa; 1/25/14
10+ steals.....	Yet to happen
7+ 3-point field goals.....	Scottie Lindsey, 9 at Iowa*; 2/25/18
10+ free throws made.....	Drew Crawford, 13 at Purdue; 3/9/14
15+ free throws made.....	Evan Eschmeyer, 17 vs. Minnesota*; 2/27/99
Five players score in double figures.....	5 vs. Ohio State; 1/17/18
Six players score in double figures.....	6 vs. IUPUI; 12/20/16
Two players with 20+ points.....	Bryant McIntosh (21) and Scottie Lindsey (20) vs. La Salle; 11/18/17
20+ points, 10+ rebounds.....	Alex Olah (20P, 13R) vs. Michigan; 3/10/16
20+ points, 10+ assists.....	Bryant McIntosh (20P, 10A) vs. Iowa; 1/15/17
Double-double (points/rebounds).....	Dererk Pardon (13P, 12R) vs. Minnesota; 1/10/18
Double-double (points/assists).....	Bryant McIntosh (11P, 16A) vs. Minnesota; 1/10/18
Two players with double-doubles.....	Dererk Pardon (13P, 12R) & Bryant McIntosh (11P, 16A) vs. Minnesota; 1/10/18
Triple-double.....	Evan Eschmeyer (27P, 12R, 10A) at Indiana; 1/13/99
Perfect from the field (min. 8 attempts).....	Dererk Pardon (8-8) at Wisconsin; 2/1/18
Perfect at free throw line (min. 10 attempts).....	Michael Thompson (11-11) at Indiana; 2/19/11

\* school record



4

VIC LAW

6-7 • 200 • R-Jr. • Forward  
 South Holland, Ill.  
 St. Rita

2017-18 SEASON NOTES

- Closing in on 1,000 career points, currently 8 shy of becoming the 36th North-western player to reach the milestone
- Ranks ninth in school history with a career .384 3-point field goal percentage
- Recorded 12 points, 7 rebounds and 3 blocks in a season-opening win over Loyola (Md.) (11/12/17)
- Tallied a career-best 30 points, including 23 in the second half, while matching a career high with five 3-pointers vs. Creighton (11/15)
- Finished just shy of recording a double-double in a win over La Salle, posting 8 points, 8 rebounds and 5 assists (11/18)
- Scored 15 points in a victory over Sacred Heart (11/24)
- Posted 16 points with 7 rebounds in an overtime win over Illinois (12/1)
- Recorded a double-double, posting 12 points and a season-high 10 rebounds with 4 assists at Purdue (12/3)
- Scored a game-high 18 points in just 17 minutes of action, including going 7-for-7 from the free throw line, in a win over Chicago State (12/11)
- Tallied 15 points in the first seven minutes of the game, including knocking down four straight 3-pointers, en route to scoring a game-high 18 points in a win over Valparaiso (12/14)
- Missed two contests vs. Lewis (12/19) and Oklahoma (12/22) due to injury
- Scored a team-high 18 points in a comeback win over Penn State (1/20)
- Posted a double-double, recording 18 points, a career-high 13 rebounds and a career-high-tying 5 assists in a victory at Minnesota (1/23)
- Finished just shy of a double-double, posting 9 points and a team-high 8 rebounds in a win at Wisconsin (2/1)
- Tallied 18 of his game-high 21 points in the first half to go along with 5 assists against No. 2/1 Michigan State (2/17)
- Has missed the last two games due to injury

LAW'S GAME-BY-GAME STATISTICS

Opponent	GS	FG	3FG	FT	Reb	Pts	A	TO	B	S	Min
Loyola (Md.)	*	4-12	1-4	3-5	7	12	1	0	3	0	35
Saint Peter's	*	4-8	1-4	1-1	7	10	1	2	1	2	35
Creighton	*	11-19	5-10	3-4	5	30	1	2	2	1	39
vs. La Salle	*	4-11	0-3	0-0	8	8	5	1	2	0	33
vs. Texas Tech	*	1-6	1-3	1-2	4	4	0	4	0	0	31
Sacred Heart	*	5-9	2-5	3-3	1	15	2	1	0	1	29
at Georgia Tech	*	5-8	1-2	1-1	5	12	2	1	0	3	33
Illinois	*	6-11	2-7	2-2	7	16	1	1	0	1	35
at Purdue	*	4-9	3-4	1-2	10	12	4	1	0	1	33
Chicago State	*	4-6	3-4	7-7	3	18	0	0	0	1	17
Valparaiso	*	5-9	5-7	3-3	4	18	3	0	0	1	25
at DePaul	*	3-5	2-2	1-2	2	9	1	4	0	0	13
Lewis											DNP
at Oklahoma											DNP
Brown	*	2-9	2-6	5-5	2	11	2	1	1	1	17
Nebraska	*	2-11	0-4	4-4	8	8	3	3	1	1	37
at Penn State	*	3-7	1-3	1-1	6	8	5	1	0	3	30
Minnesota	*	3-7	2-5	0-0	7	8	1	2	0	0	27
at Indiana	*	4-11	1-4	0-0	7	9	3	1	0	3	34
Ohio State	*	5-14	2-8	2-2	5	14	2	2	0	1	32
Penn State	*	5-12	3-7	5-7	5	18	2	1	0	1	35
at Minnesota	*	6-11	1-3	5-6	13	18	5	3	2	1	35
at Michigan	*	2-8	0-5	2-2	7	6	1	3	1	1	28
at Wisconsin	*	4-7	1-1	0-0	8	9	2	1	1	1	36
Michigan	*	2-10	1-8	2-2	7	7	1	3	0	2	36
at Maryland	*	3-9	2-4	0-0	5	8	3	1	0	2	36
at Rutgers	*	2-7	1-3	2-4	5	7	1	2	0	0	42
Michigan State	*	7-17	5-11	2-2	3	21	5	3	1	1	40
Maryland	*	3-8	3-6	0-1	5	9	3	1	0	0	30
Wisconsin											DNP
at Iowa											DNP

VIC LAW'S CAREER HIGHS

Points.....	30 vs. Creighton (11/15/17)
Rebounds.....	12 (2x) last vs. Indiana (1/29/17)
FG.....	11 vs. Creighton (11/15/17)
3-pt FG.....	5 (4x) last vs. Michigan State (2/17/18)
FT.....	9 (2x) last at Rutgers (1/12/17)
Assists.....	5 (5x) last vs. Michigan State (2/17/18)
Steals.....	3 (5x) last at Indiana (1/4/18)
Minutes.....	42 at Rutgers (2/13/18)



5

DERERK PARDON

6-8 • 235 • Jr. • Center  
Cleveland, Ohio  
Villa Angela-St. Joseph

2017-18 SEASON NOTES

- Second in the Big Ten in offensive rebounds (3.3 pg), third in field goal percentage (.623) and fifth in blocked shots (1.8 pg)
- Northwestern's career leader with a .623 field goal percentage, a mark that ranks 12th among all active Division I players
- Sixth in school history with 118 career blocked shots
- Three blocks shy of equaling the Northwestern single-season record of 59 set by Alex Olah in 2014-15
- Posted 16 points, 7 rebounds and 3 blocks in a season-opening win over Loyola (Md.) (11/12/17)
- Tallied 15 points in a victory over Saint Peter's (11/13)
- Recorded 14 points and 7 rebounds in a win over La Salle (11/18)
- Connected on five of seven field goal attempts in scoring 11 points with 6 rebounds in a victory over Sacred Heart (11/24)
- Notched first double-double of the season, recording 10 points and a season-high 12 rebounds at Georgia Tech (11/28)
- Made 9 of 12 field goal attempts in scoring a team-high 20 points with 8 rebounds and 4 assists at Purdue (12/3)
- Connected on 4 of 5 field goal attempts in posting 13 points and 8 rebounds in a win over Chicago State (12/11)
- Shot 8 of 11 from the field in scoring a team-high 17 points with 9 rebounds at No. 17 Oklahoma
- Made 6 of 8 field goal attempts and scored a team-high 18 points with game highs of 8 rebounds and 4 blocked shots in a win over Brown (12/30)
- Pulled down a season-high 15 rebounds to go along with a team-high 17 points vs. Nebraska (1/2)
- Recorded a double-double, posting 13 points and 12 rebounds to go along with 6 blocked shots in a win over Minnesota (1/10)
- Shot a perfect 8-for-8 from the field in scoring a game-high 17 points in a victory at Wisconsin (2/1)
- Notched a double-double, posting 12 points on 6-of-7 shooting to go along with 13 rebounds and 4 blocked shots at Rutgers (2/13)

PARDON'S GAME-BY-GAME STATISTICS

Opponent	GS	FG	3FG	FT	Reb	Pts	A	TO	B	S	Min
Loyola (Md.)	*	6-9	0-0	4-10	7	16	0	3	3	0	29
Saint Peter's	*	4-9	0-0	7-8	4	15	3	5	0	0	36
Creighton	*	3-7	0-1	0-1	5	6	0	3	3	0	25
vs. La Salle	*	6-9	0-0	2-2	7	14	0	4	2	0	24
vs. Texas Tech	*	1-1	0-0	4-5	2	6	0	2	0	2	23
Sacred Heart	*	5-7	0-0	1-3	6	11	0	0	0	1	22
at Georgia Tech	*	4-6	0-0	2-3	12	10	1	1	0	0	31
Illinois	*	3-6	0-0	0-0	4	6	2	0	4	2	43
at Purdue	*	9-12	0-0	2-3	8	20	4	0	1	1	30
Chicago State	*	4-5	0-0	5-8	8	13	0	0	1	2	18
Valparaiso	*	2-7	0-0	5-6	6	9	3	1	0	0	20
at DePaul	*	4-6	0-0	0-0	6	8	0	4	2	0	37
Lewis	*	5-7	0-0	2-3	3	12	0	1	2	1	21
at Oklahoma	*	8-11	0-0	1-4	9	17	1	3	0	0	26
Brown	*	6-7	0-0	6-8	8	18	3	0	4	1	34
Nebraska	*	6-18	0-0	5-8	15	17	3	2	3	0	36
at Penn State	*	3-6	0-0	0-0	4	6	1	1	1	1	32
Minnesota	*	5-7	0-0	3-7	12	13	0	1	6	1	31
at Indiana	*	2-2	0-0	4-4	8	8	0	2	3	0	33
Ohio State	*	3-4	0-0	1-2	10	7	4	0	4	0	37
Penn State	*	6-9	0-0	0-1	4	12	3	0	1	0	33
at Minnesota	*	5-7	0-0	0-1	8	10	2	1	3	0	29
at Michigan	*	4-7	0-0	1-3	7	9	0	4	0	0	28
at Wisconsin	*	8-8	0-0	1-2	4	17	1	0	3	0	38
Michigan	*	2-5	0-0	1-2	1	5	1	0	2	0	28
at Maryland	*	4-9	0-0	4-7	8	12	0	4	0	2	34
at Rutgers	*	6-7	0-0	0-0	13	12	0	1	4	0	41
Michigan State	*	3-4	0-0	2-3	6	8	1	1	0	2	24
Maryland	*	5-6	0-0	4-7	6	14	0	0	3	1	36
Wisconsin	*	2-4	0-0	6-7	9	10	0	0	0	1	36
at Iowa	*	3-8	0-0	0-1	9	6	4	1	1	0	34

DERERK PARDON'S CAREER HIGHS

Points.....	28 at Nebraska (12/30/15)
Rebounds.....	22 vs. Nebraska (1/26/17)
FG.....	11 at Nebraska (12/30/15)
3-pt FG.....	none
FT.....	7 vs. Saint Peter's (11/13/17)
Assists.....	4 (5x) last at Iowa (2/25/18)
Steals.....	3 at Purdue (2/1/17)
Minutes.....	43 vs. Illinois (12/1/17)





10

CHARLIE HALL

6-5 • 210 • Jr. • Forward  
Los Angeles, Calif.  
Crossroads School

2017-18 SEASON NOTES

- Made first appearance of the season in a win over Sacred Heart (11/24)
- Recorded first collegiate blocked shot in a victory against Chicago State (12/11) and followed it up with another in the next game vs. Valparaiso (12/14)
- Tallied first collegiate point on a free throw in a victory over Lewis (12/19)

HALL'S GAME-BY-GAME STATISTICS

Opponent	GS	FG	3FG	FT	Reb	Pts	A	TO	B	S	Min
Loyola (Md.)					DNP						
Saint Peter's					DNP						
Creighton					DNP						
vs. La Salle					DNP						
vs. Texas Tech					DNP						
Sacred Heart	0-0	0-0	0-0	0-0	0	0	0	0	0	0	1
at Georgia Tech					DNP						
Illinois					DNP						
at Purdue					DNP						
Chicago State	0-1	0-1	0-0	0-0	0	0	0	0	1	0	3
Valparaiso	0-0	0-0	0-0	0-0	0	0	0	0	1	0	4
at DePaul					DNP						
Lewis	0-1	0-1	1-3	1-3	1	1	0	0	0	0	4
at Oklahoma					DNP						
Brown					DNP						
Nebraska					DNP						
at Penn State					DNP						
Minnesota					DNP						
at Indiana					DNP						
Ohio State					DNP						
Penn State					DNP						
at Minnesota					DNP						
at Michigan					DNP						
at Wisconsin					DNP						
Michigan					DNP						
at Maryland					DNP						
at Rutgers					DNP						
Michigan State					DNP						
Maryland					DNP						
Wisconsin					DNP						
at Iowa					DNP						

CHARLIE HALL'S CAREER HIGHS

Points	.....1 vs. Lewis (12/19/17)
Rebounds	.....2 vs. Rutgers (3/9/17)
FG	.....none
3-pt FG	.....none
FT	.....none
Assists	.....none
Steals	.....none
Minutes	.....4 (3x) last vs. Lewis (12/19/17)



11

ANTHONY GAINES

6-4 • 205 • Fy. • Guard  
Kingston, N.Y.  
New Hampton School (N.H.)

2017-18 SEASON NOTES

- Scored 5 points, including hitting the first 3-point attempt of his career, in a victory over Saint Peter's (11/13)
- Made all four free throw attempts while scoring 6 points in a victory over Sacred Heart (11/24)
- Tallied a collegiate-best of 11 points to go along with 5 rebounds and a pair of steals in a win against Chicago State (12/11)
- Grabbed a season-best 7 rebounds in a comeback victory at DePaul (12/16)
- Recorded 8 points and 6 rebounds in a win over Lewis (12/19)
- Matched a season high with 11 points to go along with 5 rebounds and a pair of steals in a win over Brown (12/30)
- Grabbed 6 rebounds in victory over Minnesota (1/10)
- Tallied 10 points while collecting 3 steals vs. No. 22 Ohio State (1/17)
- Contributed 6 points in a comeback win over Penn State (1/20)
- Posted 6 points in a season-high 30 minutes of action at Rutgers (2/13)
- Enjoy best all-around game vs. No. 2/1 Michigan State (2/17) in first collegiate start, posting 10 points, 5 rebounds and 4 assists
- Had a hand in the team's first six field goals vs. Maryland (2/19), including dishing out 5 assists
- Scored 9 points while posting a season-high 6 assists at Iowa (2/25)

GAINES' GAME-BY-GAME STATISTICS

Opponent	GS	FG	3FG	FT	Reb	Pts	A	TO	B	S	Min
Loyola (Md.)	0-2	0-0	2-2	1	2	1	3	0	0	0	12
Saint Peter's	2-4	1-1	0-0	1	5	0	3	0	0	0	15
Creighton	0-3	0-1	1-2	4	1	4	0	0	0	0	22
vs. La Salle	0-0	0-0	0-0	0	0	0	0	0	0	0	12
vs. Texas Tech	0-3	0-1	2-2	1	2	1	1	0	0	0	13
Sacred Heart	1-2	0-1	4-4	1	6	0	0	0	0	1	12
at Georgia Tech	0-2	0-0	0-0	0	0	0	0	0	0	1	4
Illinois	0-0	0-0	0-0	2	0	0	0	0	0	0	6
at Purdue	0-0	0-0	0-0	1	0	0	0	0	0	0	4
Chicago State	4-5	0-0	3-5	5	11	0	0	0	0	2	25
Valparaiso	2-4	0-0	2-2	2	6	2	1	1	2	2	22
at DePaul	0-2	0-1	2-2	7	2	0	2	0	0	0	24
Lewis	2-7	0-3	4-6	6	8	2	1	0	0	0	24
at Oklahoma	2-4	0-1	0-0	5	4	1	1	0	0	0	18
Brown	5-11	0-2	1-1	5	11	2	1	0	2	2	22
Nebraska	0-1	0-1	0-0	1	0	0	0	1	0	0	13
at Penn State	2-4	0-1	1-1	0	5	0	0	0	0	0	13
Minnesota	0-2	0-0	3-4	6	3	2	2	0	2	1	17
at Indiana	0-3	0-0	0-0	0	0	0	0	0	0	0	14
Ohio State	3-5	2-4	2-4	0	10	1	0	0	0	3	20
Penn State	2-4	0-0	2-2	3	6	2	1	1	1	1	26
at Minnesota	0-2	0-0	0-0	2	0	1	2	0	0	0	15
at Michigan	0-0	0-0	0-0	2	0	0	1	0	0	0	10
at Wisconsin	0-1	0-1	0-0	3	0	0	1	0	0	0	8
Michigan	0-2	0-2	0-0	1	0	0	0	0	0	0	4
at Maryland	0-1	0-1	4-4	4	4	0	3	0	0	0	17
at Rutgers	2-3	1-1	1-2	2	6	1	0	1	1	1	30
Michigan State	* 4-9	0-0	2-2	5	10	4	0	0	0	0	37
Maryland	* 2-5	1-3	1-2	4	6	5	0	0	2	3	38
Wisconsin	* 3-3	0-0	0-0	4	6	1	1	0	0	0	31
at Iowa	* 4-11	1-4	0-0	2	9	6	3	0	0	0	40

ANTHONY GAINES' CAREER HIGHS

Points	.....11 (2x) last vs. Brown (12/30/17)
Rebounds	.....7 at DePaul (12/16/17)
FG	.....5 vs. Brown (12/30/17)
3-pt FG	.....2 vs. Ohio State (1/17/18)
FT	.....4 (3x) last at Maryland (2/10/18)
Assists	.....6 at Iowa (2/25/18)
Steals	.....3 vs. Ohio State (1/17/18)
Minutes	.....40 at Iowa (2/25/18)



12

ISIAH BROWN

6-2 • 190 • So. • Guard  
Lynnwood, Wash.  
Lakeside

2017-18 SEASON NOTES

- Missed three weeks during the preseason with a quad injury
- Connected on all four free throw attempts while collecting a pair of steals in a win over Sacred Heart (11/24)
- Hit a go-ahead basket with 1:30 left in overtime and then sealed the game with a pair of free throws in an overtime win over Illinois (12/1)
- Contributed 9 points with a pair of assists at Purdue (12/3)
- Posted 7 points and 3 assists in a win over Chicago State (12/11)
- Tallied 7 points in a comeback victory at DePaul (12/16)
- Dished out a career-best 6 assists to go along with 6 points and 4 rebounds in a win over Lewis (12/19)
- Scored 10 points, including making all three field goal attempts, at No. 17 Oklahoma (12/22)
- Posted a team-high 9 points in only 4 minutes of action at Indiana (1/14)
- Tallied a season-high 11 points with 3 assists off the bench vs. Maryland (2/19)
- Played a season-high 33 minutes at Iowa (2/25), contributing 7 points and 3 assists

BROWN'S GAME-BY-GAME STATISTICS

Opponent	GS	FG	3FG	FT	Reb	Pts	A	TO	B	S	Min
Loyola (Md.)	1-2	0-0	2-2	1	4	1	1	0	0	0	14
Saint Peter's	0-1	0-1	0-0	1	0	0	0	1	0	0	4
Creighton	0-1	0-1	0-0	0	0	0	0	0	0	0	5
vs. La Salle	0-2	0-0	0-0	0	0	0	2	0	0	0	3
vs. Texas Tech	1-2	1-2	0-0	0	3	0	1	0	0	0	5
Sacred Heart	0-1	0-1	4-4	0	4	1	1	0	2	7	7
at Georgia Tech	0-1	0-1	0-0	0	0	0	0	0	0	0	3
Illinois	1-2	0-0	3-4	2	5	0	0	0	1	7	7
at Purdue	4-8	1-2	0-0	1	9	2	0	0	0	0	17
Chicago State	1-4	0-1	5-6	1	7	3	2	0	0	0	17
Valparaiso	1-1	0-0	2-2	0	4	0	0	0	0	0	11
at DePaul	3-4	1-1	0-0	2	7	1	0	0	0	0	11
Lewis	2-6	0-2	2-2	4	6	6	2	0	1	24	24
at Oklahoma	3-3	0-0	4-5	0	10	2	4	0	1	18	18
Brown	2-5	0-0	0-0	4	4	3	1	0	0	0	17
Nebraska	1-3	0-0	0-0	0	2	2	1	0	0	0	12
at Penn State	1-3	0-1	0-0	2	2	0	0	0	0	0	8
Minnesota					DNP						
at Indiana	3-3	2-2	1-1	0	9	0	1	0	1	4	4
Ohio State					DNP						
Penn State					DNP						
at Minnesota					DNP						
at Michigan					DNP						
at Wisconsin					DNP						
Michigan					DNP						
at Maryland	0-2	0-1	0-0	0	0	0	0	0	0	0	3
at Rutgers	0-1	0-0	0-0	0	0	0	2	0	1	9	9
Michigan State	2-5	0-0	0-0	2	4	0	1	0	0	0	12
Maryland	3-6	1-4	4-4	1	11	3	1	0	1	16	16
Wisconsin	0-1	0-0	0-0	1	0	2	0	0	1	8	8
at Iowa	3-14	1-6	0-0	0	7	3	2	0	0	0	33

ISIAH BROWN'S CAREER HIGHS

Points	19 vs. Maryland (2/15/17)
Rebounds	4 (3x) last vs. Lewis (12/19/17)
FG	6 vs. Maryland (2/15/17)
3-pt FG	3 vs. IUPUI (12/20/16)
FT	5 (4x) last vs. Chicago State (12/11/17)
Assists	6 vs. Lewis (12/19/17)
Steals	2 (4x) last vs. Maryland (2/15/17)
Minutes	34 at Purdue (2/1/17)



14

RAPOLAS IVANAUSKAS

6-9 • 230 • R-Fy. • Forward  
Barrington, Ill.  
Brewster Academy (N.H.)

2017-18 SEASON NOTES

- Appeared in first collegiate game vs. La Salle (11/18)
- Grabbed three rebounds vs. Texas Tech (11/19)
- Underwent season-ending shoulder surgery Dec. 8 and will miss the remainder of the 2017-18 campaign

IVANAUSKAS' GAME-BY-GAME STATISTICS

Opponent	GS	FG	3FG	FT	Reb	Pts	A	TO	B	S	Min
Loyola (Md.)					DNP						
Saint Peter's					DNP						
Creighton					DNP						
vs. La Salle	0-0	0-0	0-0	0	0	0	0	0	0	0	1
vs. Texas Tech	0-2	0-0	0-0	3	0	0	0	0	0	0	6
Sacred Heart	0-0	0-0	0-0	0	0	0	0	0	0	0	4
at Georgia Tech					DNP						
Illinois					DNP						
at Purdue					DNP						
Chicago State					DNP						
Valparaiso					DNP						
at DePaul					DNP						
Lewis					DNP						
at Oklahoma					DNP						
Brown					DNP						
Nebraska					DNP						
at Penn State					DNP						
Minnesota					DNP						
at Indiana					DNP						
Ohio State					DNP						
Penn State					DNP						
at Minnesota					DNP						
at Michigan					DNP						
at Wisconsin					DNP						
Michigan					DNP						
at Maryland					DNP						
at Rutgers					DNP						
Michigan State					DNP						
Maryland					DNP						
Wisconsin					DNP						
at Iowa					DNP						

RAPOLAS IVANAUSKAS' CAREER HIGHS

Points	none
Rebounds	3 vs. Texas Tech (11/19)
FG	none
3-pt FG	none
FT	none
Assists	none
Steals	none
Minutes	6 vs. Texas Tech (11/19)



20

SCOTTIE LINDSEY

6-5 • 210 • Sr. • Guard  
Hillside, Ill.  
Fenwick

2017-18 SEASON NOTES

- Preseason All-Big Ten selection
- Team leader with an average of 15.3 points per game
- Connected on 37 of 42 attempts (.881) from the free throw line in Big Ten play
- Tallied a game-high 26 points with a career-best 9 rebounds in a season-opening win over Loyola (Md.) (11/12/17)
- Posted 12 points with a game-high 6 assists without a turnover in a victory over Saint Peter's (11/14)
- Connected on 8 of 12 field goal attempts while scoring 20 points with 6 rebounds in a win over La Salle (11/18)
- Tallied 17 of his 20 points vs. Texas Tech (11/19) in the first half en route to being named to the Hall of Fame Tip-Off Tournament all-tournament team
- Recorded 19 points with 6 rebounds and 4 assists in a victory over Sacred Heart (11/24)
- Came off the bench to score a game-high 22 points in an overtime win over Illinois (12/1)
- Scored 17 points at Purdue (12/3)
- Knocked down a career-high seven 3-pointers while tallying 25 points with a season-high 8 rebounds in a comeback win at DePaul (12/16)
- Tallied 14 points and became the 35th player in school history to eclipse 1,000 career points in a victory over Brown (12/30)
- Posted a game-high 22 points in a win over Minnesota (1/10)
- Knocked down four 3-pointers and scored 19 points with 7 rebounds in a victory over No. 20 Michigan (2/6)
- Scored 15 of his 20 points in the first half against Maryland (2/10)
- Recorded a team-high 19 points at Rutgers (2/13)
- Tallied a game-high 26 points on Senior Night vs. Wisconsin (2/22)
- Matched a school record and set a school best for a Big Ten game by knocking down nine 3-pointers in only 11 attempts in scoring a career-high 32 points at Iowa (2/25)

LINDSEY'S GAME-BY-GAME STATISTICS

Opponent	GS	FG	3FG	FT	Reb	Pts	A	TO	B	S	Min
Loyola (Md.)	*	9-20	4-11	4-8	9	26	0	0	1	1	35
Saint Peter's	*	3-5	2-4	4-4	3	12	6	0	0	0	29
Creighton	*	3-8	2-7	2-2	3	10	1	0	0	1	22
vs. La Salle	*	8-12	4-7	0-0	6	20	0	2	0	1	34
vs. Texas Tech	*	5-14	3-8	7-8	2	20	1	1	0	1	33
Sacred Heart	*	7-15	3-8	2-2	6	19	4	1	0	0	32
at Georgia Tech	*	0-8	0-5	0-0	0	0	1	2	1	0	23
Illinois	*	6-17	3-7	7-8	3	22	1	3	0	2	39
at Purdue	*	8-17	1-6	0-0	4	17	0	2	2	0	29
Chicago State	*	4-8	3-7	1-2	3	12	3	0	2	0	23
Valparaiso	*	5-10	2-5	1-2	1	13	3	0	0	1	29
at DePaul	*	9-19	7-13	0-0	8	25	1	1	1	1	31
Lewis	*	3-7	1-4	2-2	3	9	1	1	0	1	19
at Oklahoma	*	1-12	0-8	0-1	3	2	3	2	0	0	26
Brown	*	4-9	0-2	6-7	4	14	3	0	0	1	26
Nebraska	*	4-14	2-6	2-2	2	12	4	3	1	0	35
at Penn State	*	3-17	3-11	0-0	4	9	1	4	1	1	34
Minnesota	*	8-14	3-7	3-3	0	22	0	1	2	0	28
at Indiana	*	1-15	0-7	0-0	4	2	1	4	1	1	34
Ohio State	*	6-13	1-5	0-0	3	13	3	2	1	0	38
Penn State	*	6-16	1-6	0-0	5	13	2	1	0	1	30
at Minnesota	*	6-16	1-6	2-2	3	15	1	1	0	0	34
at Michigan	*	5-11	2-5	3-3	2	15	1	3	0	0	37
at Wisconsin	*	4-12	2-5	4-4	4	14	1	2	0	0	36
Michigan	*	6-13	4-6	3-4	7	19	1	0	0	1	36
at Maryland	*	8-20	4-10	0-0	5	20	3	2	0	0	34
at Rutgers	*	7-20	3-8	2-3	4	19	3	4	0	0	38
Michigan State	*	2-7	2-5	0-0	5	6	2	1	0	1	31
Maryland	*	6-12	3-5	0-0	2	15	2	6	0	0	36
Wisconsin	*	8-16	2-6	8-9	3	26	0	2	0	0	40-
at Iowa	*	10-14	9-11	3-4	4	32	0	0	0	0	40-

SCOTTIE LINDSEY'S CAREER HIGHS

Points .....	32 at Iowa (2/25/18)
Rebounds .....	9 vs. Loyola (Md.) (11/10/17)
FG .....	10 at Iowa (2/25/18)
3-pt FG .....	9 at Iowa (2/25/18)
FT .....	8 (2x) last vs. Wisconsin (2/22/18)
Assists .....	7 (2x) last vs. DePaul (12/3/16)
Steals .....	3 vs. Iowa (1/15/17)
Minutes .....	40- (2x) last at Iowa (2/25/18)



23

JORDAN ASH

6-3 • 200 • Jr. • Guard  
Bolingbrook, Ill.  
St. Joseph

2017-18 SEASON NOTES

- Will miss remainder of the season due to injury
- Sparked a late comeback effort at Georgia Tech (11/28) including hitting a 3-pointer
- Made first collegiate start in an overtime win over Illinois (12/1), recording 3 rebounds while helping make a clutch stop on the final defensive possession in the extra session
- Collected a career-high 3 steals to go along with 4 assists in a win over Chicago State (12/11)
- Scored 5 points in a victory against Valparaiso (12/14)
- Contributed 5 points and 4 rebounds in a comeback victory at DePaul (12/16)
- Earned a starting nod in a win over Lewis (12/19), recording 4 rebounds and 3 assists
- Tallied a career-high 11 points with a pair of steals at No. 17 Oklahoma (12/22)
- Helped spark a comeback in a win over Penn State (1/20) by scoring 5 second-half points

ASH'S GAME-BY-GAME STATISTICS

Opponent	GS	FG	3FG	FT	Reb	Pts	A	TO	B	S	Min
Loyola (Md.)	0-0	0-0	0-0	0	0	0	1	0	0	0	8
Saint Peter's	0-2	0-1	0-0	0	0	0	1	0	0	0	10
Creighton	0-1	0-1	0-0	1	0	0	0	0	0	1	2
vs. La Salle	0-0	0-0	0-0	1	0	0	0	0	0	0	5
vs. Texas Tech	0-1	0-1	0-0	0	0	0	0	0	0	0	8
Sacred Heart	0-1	0-0	0-0	0	0	0	1	0	0	1	7
at Georgia Tech	1-2	1-2	0-0	1	3	1	0	0	0	1	18
Illinois	* 0-1	0-1	0-0	3	0	0	0	1	0	0	14
at Purdue	0-0	0-0	0-0	0	0	0	0	0	0	1	3
Chicago State	1-3	0-2	0-0	0	2	4	0	0	0	3	22
Valparaiso	2-5	1-2	0-0	1	5	0	0	0	0	0	11
at DePaul	2-3	1-2	0-0	4	5	1	1	0	0	1	16
Lewis	* 0-3	0-3	0-0	4	0	3	1	0	0	0	24
at Oklahoma	* 3-6	2-5	3-4	0	11	0	0	0	0	2	31
Brown	2-6	1-3	0-0	4	5	2	2	0	0	1	20
Nebraska	* 1-4	0-3	0-0	2	2	1	1	0	0	2	28
at Penn State	* 2-3	2-2	0-0	2	6	0	0	1	0	0	16
Minnesota	1-2	1-1	0-0	0	3	0	1	0	0	0	13
at Indiana	0-1	0-1	0-0	2	0	0	1	2	0	0	14
Ohio State	0-0	0-0	0-0	1	0	0	1	1	0	0	4
Penn State	2-2	1-1	0-1	1	5	0	0	0	0	0	6
at Minnesota	1-3	1-2	0-0	0	3	0	0	0	0	0	8
at Michigan	0-1	0-1	0-0	1	0	0	1	0	0	0	12
at Wisconsin	0-0	0-0	0-0	0	0	0	0	1	0	1	8
Michigan	1-2	0-0	0-0	1	2	1	0	0	0	0	9
at Maryland					DNP						
at Rutgers					DNP						
Michigan State					DNP						
Maryland					DNP						
Wisconsin					DNP						
at Iowa					DNP						

JORDAN ASH'S CAREER HIGHS

Points	11 at Oklahoma (12/22/17)
Rebounds	5 vs. Rutgers (2/27/16)
FG	3 (3x) last at Oklahoma (12/22/17)
3-pt FG	2 (3x) last at Oklahoma (12/22/17)
FT	3 (2x) at Oklahoma (12/22/17)
Assists	6 vs. Rutgers (2/27/16)
Steals	3 vs. Chicago State (12/11/17)
Minutes	31 at Oklahoma (12/22/17)



25

BARRET BENSON

6-10 • 240 • So. • Center  
Willowbrook, Ill.  
Hinsdale South

2017-18 SEASON NOTES

- Pulled down 5 rebounds with a pair of blocked shots in 10 minutes of action in a season-opening win over Loyola (Md.) (11/10)
- Blocked 3 shots while grabbing 3 rebounds in a victory over La Salle (11/18)
- Posted 4 points with 3 rebounds, a block and a steal on a win over Chicago State (12/11)
- Contributed 4 points, 5 rebounds and 3 assists at No. 17 Oklahoma (12/22)
- Enjoyed the best game of his career at Iowa (2/25), tying career highs with 8 points (4-4 FGs) and 3 blocked shots while setting a new best with 10 rebounds

BENSON'S GAME-BY-GAME STATISTICS

Opponent	GS	FG	3FG	FT	Reb	Pts	A	TO	B	S	Min	
Loyola (Md.)	0-2	0-1	0-0	5	0	0	1	1	2	0	10	
Saint Peter's	1-2	0-0	0-0	1	2	0	2	0	2	1	0	3
Creighton	0-1	0-0	3-6	3	3	0	0	0	0	0	9	
vs. La Salle	1-1	0-0	0-0	3	2	0	0	0	3	0	14	
vs. Texas Tech	1-1	0-0	0-4	2	2	0	1	0	0	0	17	
Sacred Heart	0-1	0-0	2-2	2	2	0	0	1	1	0	15	
at Georgia Tech	0-1	0-0	0-0	1	0	0	0	0	0	0	9	
Illinois	0-0	0-0	0-0	0	0	0	0	0	0	0	2	
at Purdue	1-1	0-0	0-0	0	2	2	1	0	0	0	10	
Chicago State	1-2	0-0	2-2	3	4	0	2	1	1	1	16	
Valparaiso	1-3	0-0	1-2	2	3	0	1	0	0	1	11	
at DePaul	0-0	0-0	0-0	0	0	0	0	0	0	0	3	
Lewis	0-0	0-0	4-5	5	4	0	1	2	1	1	14	
at Oklahoma	2-4	0-0	0-1	5	4	3	0	1	0	0	14	
Brown	2-2	0-0	2-2	1	6	0	0	0	0	0	6	
Nebraska	0-0	0-0	2-2	0	0	0	0	1	0	0	4	
at Penn State	1-1	0-0	0-0	2	2	0	1	0	0	0	12	
Minnesota	0-1	0-0	0-2	2	0	0	1	0	0	0	8	
at Indiana	0-0	0-0	0-0	1	0	1	0	0	0	0	5	
Ohio State	0-0	0-0	0-0	2	0	0	1	0	0	0	3	
Penn State	1-2	0-0	0-0	2	2	0	0	0	0	1	6	
at Minnesota	1-2	0-0	0-0	1	2	0	1	1	2	1	11	
at Michigan	0-0	0-0	0-0	1	0	0	0	0	0	0	5	
at Wisconsin	0-0	0-0	0-0	1	0	0	0	0	0	0	2	
Michigan	0-0	0-0	2-2	1	2	1	0	0	0	0	11	
at Maryland	0-0	0-0	0-0	1	0	0	0	0	0	0	7	
at Rutgers	0-1	0-0	0-0	2	0	1	0	0	0	0	4	
Michigan State	0-1	0-0	0-0	0	0	2	0	0	0	0	13	
Maryland	0-0	0-0	0-0	1	0	0	2	0	0	0	4	
Wisconsin	0-0	0-0	0-0	1	0	0	0	0	0	0	3	
at Iowa	4-4	0-0	0-0	10	8	2	1	3	1	2	25	

BARRET BENSON'S CAREER HIGHS

Points	8 at Purdue (2/1/17)
Rebounds	6 vs. Houston Baptist (12/22/16)
FG	2 (9x) last vs. Michigan (3/1/17)
3-pt FG	none
FT	4 (2x) last vs. Lewis (12/19/17)
Assists	3 (2x) last at Oklahoma (12/22/17)
Steals	2 at Penn State (12/27/16)
Minutes	20 vs. DePaul (12/3/16)



30

**BRYANT McINTOSH**

6-3 • 200 • Sr. • Guard  
Greensburg, Ind.  
Greensburg

**2017-18 SEASON NOTES**

- Preseason All-Big Ten selection
- Named to Wooden Award and Naismith Award Watch Lists (nation's top player)
- Named to Bob Cousy Award Watch List (nation's top point guard)
- USA TODAY preseason second-team All-American
- One of 30 candidates for Senior CLASS Award
- School's all-time leader while ranking third among all active Division I players with 694 career assists (5th in Big Ten history)
- Ranks sixth in school history with 1,676 career points
- Second in school history with a .852 career free throw percentage
- Connected on his first 20 free throw attempts of the season
- Posted 16 points with 7 assists, 4 rebounds and 3 steals in a season-opening win over Loyola (Md.) (11/10)
- In his 100th career start, recorded team-high 17 points while tying a career high with 7 rebounds in a win over Saint Peter's (11/13)
- Recorded 24 points with 9 assists vs. Creighton (11/15)
- Connected on five of six 3-point attempts in scoring 21 points with 7 assists in a victory over La Salle (11/18)
- Tallied 18 points with 6 rebounds and 5 assists at Georgia Tech (11/28)
- Knocked down a career-best six 3-pointers in scoring a game-high 24 points to go along with 7 assists in a win over Lewis (12/19)
- Missed contest vs. Nebraska (1/2) due to injury
- Returned from injury to score a team-high 18 points at Penn State (1/5)
- Became first Division I player in 13 years to post 16 assists and no turnovers in a game—while adding 11 points—in a win over Minnesota (1/10)
- Scored a team-high 18 points in a victory at Minnesota (1/23)
- Connected on 8 of 11 field goal attempts, including all three 3-point attempts, in matching a season high with 24 points with 5 assists in a win over No. 20 Michigan (2/6)
- Missed contests vs. Michigan State (2/17) and Maryland (2/19) due to injury
- Posted 18 points and 6 assists on Senior Night vs. Wisconsin (2/22)

**At Least 1,600 Points and 675 Assists (Big Ten History)**

	Points	Assists
Gary Grant, Michigan (1985-88)	2,222	731
Demetri McCamey, Illinois (2008-11)	1,718	733
<b>Bryant McIntosh, Northwestern (2015-pres.)</b>	<b>1,676</b>	<b>694</b>

**NCAA Division I Active Career Assist Leaders**

Emmett Naar, St. Mary's (Calif.)	783
Erick Neal, UT Arlington	728
<b>Bryant McIntosh, Northwestern</b>	<b>694</b>
Jordan McLaughlin, USC	680

**All-Time Big Ten Career Assist Leaders**

4. Gary Grant, Michigan	731
5. Aaron Craft, Ohio State	694
<b>6. Bryant McIntosh, Northwestern</b>	<b>694</b>

**McINTOSH'S GAME-BY-GAME STATISTICS**

Opponent	GS	FG	3FG	FT	Reb	Pts	A	TO	B	S	Min
Loyola (Md.)	*	4-13	0-5	8-8	4	16	7	4	1	3	38
Saint Peter's	*	5-9	1-2	6-6	7	17	3	2	1	0	37
Creighton	*	11-20	2-3	0-0	4	24	9	1	0	0	40-
vs. La Salle	*	8-15	5-6	0-0	1	21	7	2	0	0	34
vs. Texas Tech	*	1-8	0-3	3-3	2	5	3	5	0	0	32
Sacred Heart	*	3-10	1-5	2-2	4	9	6	3	0	1	31
at Georgia Tech	*	8-18	2-5	0-0	6	18	5	1	0	0	39
Illinois	*	5-14	2-4	2-3	3	14	6	6	0	1	42
at Purdue	*	2-8	1-5	0-0	3	5	5	2	0	0	36
Chicago State	*	2-6	1-4	4-4	0	9	7	0	0	1	20
Valparaiso	*	4-7	0-2	0-0	2	8	5	1	0	2	25
at DePaul	*	2-17	0-6	0-0	1	4	7	0	0	0	38
Lewis	*	8-14	6-11	2-2	1	24	7	1	0	0	26
at Oklahoma	*	4-13	2-6	2-2	0	12	2	2	0	0	27
Brown	*	6-8	1-1	0-0	0	13	3	3	0	0	21
Nebraska											
at Penn State	*	6-14	4-6	2-2	3	18	4	5	0	2	34
Minnesota	*	4-13	0-4	3-4	5	11	16	0	1	1	34
at Indiana	*	2-8	1-2	2-2	3	7	2	3	0	0	24
Ohio State	*	4-14	2-7	0-0	1	10	5	2	0	0	38
Penn State	*	5-16	0-4	0-1	4	10	4	3	0	0	34
at Minnesota	*	7-13	2-6	2-4	1	18	3	1	0	1	32
at Michigan	*	3-10	0-2	0-1	3	6	5	3	0	0	35
at Wisconsin	*	2-8	0-1	6-6	1	10	4	7	0	1	32
Michigan	*	8-11	3-3	5-7	3	24	5	1	0	0	35
at Maryland	*	0-5	0-2	0-0	1	0	1	3	0	0	28
at Rutgers	*	1-5	0-2	0-0	1	2	5	2	0	0	14
Michigan State											
Maryland											
Wisconsin	*	8-17	2-4	0-0	3	18	6	6	0	0	38
at Iowa	*	1-1	0-0	0-0	0	2	1	3	0	0	7

**BRYANT McINTOSH'S CAREER HIGHS**

Points .....	33 vs. Loyola (Md.) (12/27/15)
Rebounds .....	7 (3x) last vs. Saint Peter's (11/13/17)
FG .....	11 (2x) last vs. Loyola (Md.) (12/27/15)
3-pt FG .....	6 vs. Lewis (12/19/17)
FT .....	8 (3x) last vs. Loyola (Md.) (11/10/17)
Assists .....	16 vs. Minnesota (1/10/18)
Steals .....	4 vs. Fairfield (11/18/15)
Minutes .....	45 at DePaul (12/19/15)



33

TINO MALNATI

6-3 • 190 • R-Fy. • Guard  
Northfield, Ill.  
New Trier

2017-18 SEASON NOTES

- Made first collegiate appearance in a win over Sacred Heart (11/24)
- Pulled down two rebounds in a victory against Valparaiso (12/14)
- Recorded first career blocked shot at Maryland (2/10)

MALNATI'S GAME-BY-GAME STATISTICS

Opponent	GS	FG	3FG	FT	Reb	Pts	A	TO	B	S	Min
Loyola (Md.)					DNP						
Saint Peter's					DNP						
Creighton					DNP						
vs. La Salle					DNP						
vs. Texas Tech					DNP						
Sacred Heart	0-0	0-0	0-0	0-0	0	0	0	0	0	0	1
at Georgia Tech					DNP						
Illinois					DNP						
at Purdue					DNP						
Chicago State	0-1	0-0	0-0	0-0	0	0	1	0	0	0	3
Valparaiso	0-0	0-0	0-0	0-0	2	0	0	1	0	0	3
at DePaul					DNP						
Lewis	0-3	0-1	0-0	0-0	0	0	0	0	0	1	4
at Oklahoma					DNP						
Brown					DNP						
Nebraska					DNP						
at Penn State					DNP						
Minnesota					DNP						
at Indiana	0-0	0-0	0-0	0-0	0	0	0	0	0	0	0+
Ohio State					DNP						
Penn State					DNP						
at Minnesota					DNP						
at Michigan					DNP						
at Wisconsin					DNP						
Michigan					DNP						
at Maryland	0-0	0-0	0-0	0-0	0	0	0	0	1	0	1
at Rutgers					DNP						
Michigan State					DNP						
Maryland					DNP						
Wisconsin	0-0	0-0	0-0	0-0	0	0	0	0	0	0	0+
at Iowa	0-0	0-0	0-0	0-0	0	0	0	0	0	0	0+

TINO MALNATI'S CAREER HIGHS

Points .....none  
 Rebounds .....2 vs. Valparaiso (12/14/17)  
 FG .....none  
 3-pt FG .....none  
 FT .....none  
 Assists .....1 vs. Chicago State (12/11/17)  
 Steals .....1 vs. Lewis (12/19/17)  
 Minutes .....4 vs. Lewis (12/19/17)



35

AARON FALZON

6-8 • 225 • R-So. • Forward  
Newton, Mass.  
Northfield Mount Hermon

2017-18 SEASON NOTES

- Missed the team's first three games due to injury
- Appeared in his first game in a calendar year, coming off the bench to hit three 3-pointers and scoring 11 points in a win over La Salle (11/18)
- Matched a career high with 4 assists in a victory over Sacred Heart (11/24)
- Knocked down four 3-pointers in scoring a season-high 15 points in a win against Chicago State (12/11)
- Matched a season high with four 3-pointers in scoring 12 points at No. 17 Oklahoma (12/22)
- Scored 11 points off the bench vs. Nebraska (1/2)
- Equaled a season high with 15 points in a victory over Minnesota (1/10)
- Match a team season high with a career-best eight free throws to go along with two steals, two assists and a blocked shot in a win at Minnesota (1/23)
- Tallied 8 straight points off the bench in the second half at Maryland (2/10)
- Contributed 8 points at Rutgers (2/13)

FALZON'S GAME-BY-GAME STATISTICS

Opponent	GS	FG	3FG	FT	Reb	Pts	A	TO	B	S	Min
Loyola (Md.)					DNP						
Saint Peter's					DNP						
Creighton					DNP						
vs. La Salle		3-5	3-5	2-2	1	11	0	1	0	0	18
vs. Texas Tech		2-6	1-4	2-3	1	7	0	3	0	1	16
Sacred Heart		2-5	1-4	0-0	3	5	4	0	0	0	16
at Georgia Tech		1-8	0-7	0-0	1	2	0	0	0	0	17
Illinois	*	1-6	1-4	4-4	1	7	2	5	0	0	22
at Purdue	*	0-1	0-1	0-0	1	0	0	0	0	0	12
Chicago State	*	5-9	4-8	1-1	1	15	1	1	0	0	19
Valparaiso	*	2-4	2-2	0-0	1	6	2	0	2	0	15
at DePaul	*	0-3	0-3	0-0	2	0	0	0	0	0	12
Lewis	*	2-6	2-4	0-0	3	6	1	1	0	1	18
at Oklahoma	*	4-8	4-7	0-0	2	12	0	1	0	0	21
Brown		2-2	1-1	2-3	1	7	0	0	1	0	9
Nebraska		4-8	3-5	0-0	2	11	0	0	0	0	17
at Penn State		0-1	0-1	0-0	0	0	0	0	0	0	2
Minnesota	*	4-6	3-5	4-5	5	15	0	0	0	0	24
at Indiana	*	2-8	2-6	2-2	5	8	0	2	0	1	19
Ohio State					DNP						
Penn State		0-0	0-0	0-0	0	0	0	0	0	0	3
at Minnesota		0-0	0-0	8-9	2	8	2	0	1	2	21
at Michigan		2-6	2-3	0-0	2	6	0	0	0	0	14
at Wisconsin		0-2	0-1	2-3	2	2	0	0	0	0	18
Michigan		0-1	0-1	0-0	1	0	1	0	0	0	10
at Maryland		2-4	2-3	2-2	0	8	0	0	0	0	17
at Rutgers		3-8	2-5	0-0	2	8	1	1	1	0	22
Michigan State		0-5	0-3	0-0	3	0	0	0	0	0	20
Maryland		1-4	1-4	0-0	1	3	0	0	0	1	15
Wisconsin		0-4	0-3	0-0	1	0	0	0	0	1	20
at Iowa		2-6	2-4	0-0	1	6	1	0	0	1	13

AARON FALZON'S CAREER HIGHS

Points .....20 (2x) last at Minnesota (1/9/16)  
 Rebounds .....7 vs. Ohio State 1/6/16)  
 FG .....8 vs. UMass Lowell (11/13/15)  
 3-pt FG .....6 at Minnesota (1/9/16)  
 FT .....8 at Minnesota (1/23/18)  
 Assists .....4 (2x) last vs. Sacred Heart (11/24/17)  
 Steals .....2 (2x) last at Minnesota (1/23/18)  
 Minutes .....35 (2x) last vs. Michigan State (1/28/16)



44

GAVIN SKELLY

6-8 • 235 • Sr. • Forward  
Westlake, Ohio  
Westlake

2017-18 SEASON NOTES

- Ranks eighth in school history with 91 career blocked shots
- Made first collegiate start in a season-opening win over Loyola (Md.) (11/12)
- Posted 14 points and 6 rebounds in a victory over Saint Peter's (11/13)
- Hit a career-best three 3-pointers en route to scoring 14 points with 6 rebounds in a career-high 36 minutes of action vs. Creighton (11/15)
- Hauled in a season-high 7 rebounds in a victory over Chicago State (12/11)
- Recorded a double-double, posting 12 points with 10 rebounds in a win over Valparaiso (12/14)
- Went a perfect 5-for-5 from the field in scoring a season-high 15 points off the bench in a victory over Lewis (12/19)
- Posted 8 points and 5 rebounds in a win over Minnesota (1/10)
- Scored 11 points in a starting role vs. No. 22 Ohio State (1/17)
- Contributed 8 points, 5 rebounds and a pair of steals in a victory at Wisconsin (2/1)
- Grabbed 9 rebounds in a win over No. 20 Michigan (2/6)
- Tallied 11 first-half points against No. 2/1 Michigan State (2/17)

SKELLY'S GAME-BY-GAME STATISTICS

Opponent	GS	FG	3FG	FT	Reb	Pts	A	TO	B	S	Min
Loyola (Md.)	*	1-1	0-0	1-2	2	3	1	2	2	1	19
Saint Peter's	*	4-7	1-3	5-5	6	14	1	2	1	0	31
Creighton	*	4-7	3-4	3-4	6	14	1	0	2	0	36
vs. La Salle	*	2-2	0-0	2-2	2	6	3	2	0	0	22
vs. Texas Tech	*	0-1	0-1	0-0	2	0	1	0	0	2	16
Sacred Heart	*	4-6	2-3	0-1	5	10	1	3	1	1	23
at Georgia Tech	*	2-4	1-1	1-1	1	6	0	1	0	1	23
Illinois		1-2	0-0	0-0	3	2	1	1	0	1	15
at Purdue		2-7	0-2	0-0	2	4	0	1	1	2	26
Chicago State		1-5	1-3	2-2	7	5	1	4	0	0	17
Valparaiso		4-11	2-4	2-4	10	12	1	2	1	2	24
at DePaul		1-1	0-0	0-1	2	2	2	4	1	3	15
Lewis		5-5	2-2	3-4	4	15	1	2	1	1	22
at Oklahoma		2-4	0-1	2-2	6	6	1	0	0	0	19
Brown	*	2-2	1-1	1-2	4	6	1	1	3	1	28
Nebraska	*	1-6	1-2	0-0	5	3	1	0	0	0	18
at Penn State	*	2-6	1-3	2-2	4	7	0	2	0	1	19
Minnesota		3-4	2-2	0-0	5	8	2	3	0	0	18
at Indiana		1-5	1-3	0-0	5	3	0	2	1	0	19
Ohio State	*	5-8	1-3	0-2	2	11	3	2	1	1	28
Penn State	*	1-4	0-1	2-2	3	4	3	0	0	1	27
at Minnesota	*	1-2	0-0	1-1	5	3	1	1	0	0	15
at Michigan	*	2-4	0-0	1-1	6	5	0	1	0	1	24
at Wisconsin	*	3-4	1-2	1-2	5	8	1	1	0	2	22
Michigan	*	1-6	0-3	0-0	9	2	1	2	0	1	31
at Maryland	*	2-7	1-3	0-0	2	5	0	0	0	1	23
at Rutgers	*	2-9	0-4	0-0	3	4	1	0	0	0	25
Michigan State	*	3-8	2-4	3-3	2	11	0	0	1	0	23
Maryland		1-9	1-3	3-4	4	6	1	3	1	0	25
Wisconsin	*	2-2	0-0	0-1	3	4	1	3	0	0	24
at Iowa	*	0-0	0-0	0-2	0	0	0	0	0	0	8

GAVIN SKELLY'S CAREER HIGHS

Points	.....19 vs. IUPUI (12/20/16)
Rebounds	.....11 vs. IUPUI (12/20/16)
FG	.....9 vs. IUPUI (12/20/16)
3-pt FG	.....3 vs. Creighton (11/15/17)
FT	.....6 vs. Illinois (2/7/17)
Assists	.....6 vs. Bryant (11/25/16)
Steals	.....3 (2x) last at DePaul (12/16/17)
Minutes	.....36 vs. Creighton (11/15/17)

## Northwestern Men's Basketball Individual Career History

### Jordan Ash

Season	gp-gs	min/avg	Total		3-Point		F-Throws		Rebounds				Scoring							
			fg-fga	pct	fg-fga	pct	ft-fta	pct	off	def	tot	avg	pf	fo	ast	to	blk	stl	pts	avg
2015-16	28-0	156/5.6	12-29	.414	4-15	.267	7-10	.700	2	14	16	0.6	17	0	22	7	0	2	35	1.3
2016-17	27-0	103/3.8	5-20	.250	5-15	.333	0-0	.000	1	11	12	0.4	10	0	10	5	1	5	15	0.6
2017-18	25-4	317/12.7	19-52	.365	11-34	.324	3-5	.600	3	26	29	1.2	25	0	18	13	0	14	52	2.1
TOTAL	80-4	576/7.2	36-101	.356	20-64	.313	10-15	.667	6	51	57	0.7	52	0	50	25	1	21	102	1.3

### Barret Benson

Season	gp-gs	min/avg	Total		3-Point		F-Throws		Rebounds				Scoring							
			fg-fga	pct	fg-fga	pct	ft-fta	pct	off	def	tot	avg	pf	fo	ast	to	blk	stl	pts	avg
2016-17	32-8	256/8.0	26-44	.591	0-0	.000	13-23	.565	21	30	51	1.6	50	0	12	11	19	9	65	2.0
2017-18	31-0	276/8.9	17-33	.515	0-1	.000	16-30	.533	18	43	61	2.0	66	2	13	18	15	7	50	1.6
TOTAL	63-8	532/8.4	43-77	.558	0-1	.000	29-53	.547	39	73	112	1.8	116	2	25	29	34	16	115	1.8

### Isiah Brown

Season	gp-gs	min/avg	Total		3-Point		F-Throws		Rebounds				Scoring							
			fg-fga	pct	fg-fga	pct	ft-fta	pct	off	def	tot	avg	pf	fo	ast	to	blk	stl	pts	avg
2016-17	35-2	519/14.8	70-211	.332	19-67	.284	63-82	.768	10	32	42	1.2	58	1	41	39	7	19	222	6.3
2017-18	24-0	268/11.2	32-81	.395	7-26	.269	27-30	.900	5	17	22	0.9	37	1	29	23	0	9	98	4.1
TOTAL	59-2	787/13.3	102-292	.349	26-93	.280	90-112	.804	15	49	64	1.1	95	2	70	62	7	28	320	5.4

### Aaron Falzon

Season	gp-gs	min/avg	Total		3-Point		F-Throws		Rebounds				Scoring							
			fg-fga	pct	fg-fga	pct	ft-fta	pct	off	def	tot	avg	pf	fo	ast	to	blk	stl	pts	avg
2015-16	32-29	786/24.6	87-227	.383	63-178	.354	33-46	.717	42	67	109	3.4	74	1	28	21	10	11	270	8.4
2016-17	3-0	20/6.7	0-3	.000	0-3	.000	0-0	.000	0	2	2	0.7	1	0	3	1	1	0	0	0.0
2017-18	27-10	430/15.9	44-126	.349	36-94	.383	29-34	.853	8	37	45	1.7	36	2	15	15	5	9	153	5.7
TOTAL	62-39	1236/19.9	131-356	.368	99-275	.360	62-80	.775	50	106	156	2.5	111	3	46	37	16	20	423	6.8

### Anthony Gaines

Season	gp-gs	min/avg	Total		3-Point		F-Throws		Rebounds				Scoring							
			fg-fga	pct	fg-fga	pct	ft-fta	pct	off	def	tot	avg	pf	fo	ast	to	blk	stl	pts	avg
2017-18	31-4	568/18.3	40-105	.381	6-29	.207	37-47	.787	24	56	80	2.6	50	1	36	27	4	17	123	4.0
TOTAL	31-4	568/18.3	40-105	.381	6-29	.207	37-47	.787	24	56	80	2.6	50	1	36	27	4	17	123	4.0

### Charlie Hall

Season	gp-gs	min/avg	Total		3-Point		F-Throws		Rebounds				Scoring							
			fg-fga	pct	fg-fga	pct	ft-fta	pct	off	def	tot	avg	pf	fo	ast	to	blk	stl	pts	avg
2015-16	8-0	12/1.5	0-0	.000	0-0	.000	0-0	.000	0	0	0	0.0	1	0	0	0	0	0	0	0.0
2016-17	7-0	8/1.1	0-2	.000	0-2	.000	0-0	.000	1	3	4	0.6	0	0	0	0	0	0	0	0.0
2017-18	4-0	12/3.0	0-2	.000	0-2	.000	1-3	.333	0	1	1	0.3	0	0	0	0	2	0	1	0.3
TOTAL	19-0	32/1.7	0-4	.000	0-4	.000	1-3	.333	1	4	5	0.3	1	0	0	0	2	0	1	0.1

### Rapolas Ivanauskas

Season	gp-gs	min/avg	Total		3-Point		F-Throws		Rebounds				Scoring							
			fg-fga	pct	fg-fga	pct	ft-fta	pct	off	def	tot	avg	pf	fo	ast	to	blk	stl	pts	avg
2017-18	3-0	11/3.7	0-2	.000	0-0	.000	0-0	.000	0	3	3	1.0	5	0	0	0	0	0	0	0.0
TOTAL	3-0	11/3.7	0-2	.000	0-0	.000	0-0	.000	0	3	3	1.0	5	0	0	0	0	0	0	0.0



## Northwestern Men's Basketball Individual Career History

### Vic Law

Season	gp-gs	min/avg	Total		3-Point		F-Throws		Rebounds				Scoring							
			fg-fga	pct	fg-fga	pct	ft-fta	pct	off	def	tot	avg	pf	fo	ast	to	blk	stl	pts	avg
2014-15	32-19	780/24.4	74-191	.387	27-76	.355	49-64	.766	31	122	153	4.8	76	0	41	48	15	21	224	7.0
2016-17	36-36	1155/32.1	147-365	.403	59-148	.399	90-122	.738	46	164	210	5.8	96	4	63	56	18	38	443	12.3
2017-18	27-27	853/31.6	109-261	.418	51-133	.383	56-68	.824	30	126	156	5.8	73	1	60	45	15	29	325	12.0
<b>TOTAL</b>	<b>95-82</b>	<b>2788/29.3</b>	<b>330-817</b>	<b>.404</b>	<b>137-357</b>	<b>.384</b>	<b>195-254</b>	<b>.768</b>	<b>107</b>	<b>412</b>	<b>519</b>	<b>5.5</b>	<b>245</b>	<b>5</b>	<b>164</b>	<b>149</b>	<b>48</b>	<b>88</b>	<b>992</b>	<b>10.4</b>

### Scottie Lindsey

Season	gp-gs	min/avg	Total		3-Point		F-Throws		Rebounds				Scoring							
			fg-fga	pct	fg-fga	pct	ft-fta	pct	off	def	tot	avg	pf	fo	ast	to	blk	stl	pts	avg
2014-15	31-10	467/15.1	51-126	.405	23-65	.354	11-17	.647	13	57	70	2.3	60	0	17	20	15	10	136	4.4
2015-16	31-3	585/18.9	71-163	.436	38-93	.409	17-23	.739	12	60	72	2.3	67	3	44	26	7	15	197	6.4
2016-17	32-32	980/30.6	163-384	.424	58-180	.322	68-81	.840	17	105	122	3.8	73	1	73	44	9	30	452	14.1
2017-18	31-30	991/32.0	165-411	.401	77-211	.365	66-80	.825	23	92	115	3.7	77	0	53	51	13	15	473	15.3
<b>TOTAL</b>	<b>125-75</b>	<b>3023/24.2</b>	<b>450-1084</b>	<b>.415</b>	<b>196-549</b>	<b>.357</b>	<b>162-201</b>	<b>.806</b>	<b>65</b>	<b>314</b>	<b>379</b>	<b>3.0</b>	<b>277</b>	<b>4</b>	<b>187</b>	<b>141</b>	<b>44</b>	<b>70</b>	<b>1258</b>	<b>10.1</b>

### Tino Malnati

Season	gp-gs	min/avg	Total		3-Point		F-Throws		Rebounds				Scoring							
			fg-fga	pct	fg-fga	pct	ft-fta	pct	off	def	tot	avg	pf	fo	ast	to	blk	stl	pts	avg
2017-18	8-0	12/1.5	0-4	.000	0-1	.000	0-0	.000	0	2	2	0.3	0	0	1	1	1	1	0	0.0
<b>TOTAL</b>	<b>8-0</b>	<b>12/1.5</b>	<b>0-4</b>	<b>.000</b>	<b>0-1</b>	<b>.000</b>	<b>0-0</b>	<b>.000</b>	<b>0</b>	<b>2</b>	<b>2</b>	<b>0.3</b>	<b>0</b>	<b>0</b>	<b>1</b>	<b>1</b>	<b>1</b>	<b>1</b>	<b>0</b>	<b>0.0</b>

### Bryant McIntosh

Season	gp-gs	min/avg	Total		3-Point		F-Throws		Rebounds				Scoring							
			fg-fga	pct	fg-fga	pct	ft-fta	pct	off	def	tot	avg	pf	fo	ast	to	blk	stl	pts	avg
2014-15	32-30	1066/33.3	134-318	.421	40-110	.364	58-68	.853	10	69	79	2.5	34	0	150	79	6	8	366	11.4
2015-16	32-32	1142/35.7	161-381	.423	49-134	.366	70-85	.824	12	104	116	3.6	65	1	213	78	5	31	441	13.8
2016-17	36-36	1231/34.2	199-493	.404	42-137	.307	94-108	.870	9	90	99	2.8	74	1	188	96	4	26	534	14.8
2017-18	28-28	871/31.1	124-315	.394	38-111	.342	49-57	.860	13	54	67	2.4	45	0	143	72	3	13	335	12.0
<b>TOTAL</b>	<b>128-126</b>	<b>4310/33.7</b>	<b>618-1507</b>	<b>.410</b>	<b>169-492</b>	<b>.343</b>	<b>271-318</b>	<b>.852</b>	<b>44</b>	<b>317</b>	<b>361</b>	<b>2.8</b>	<b>218</b>	<b>2</b>	<b>694</b>	<b>325</b>	<b>18</b>	<b>78</b>	<b>1676</b>	<b>13.1</b>

### Dererk Pardon

Season	gp-gs	min/avg	Total		3-Point		F-Throws		Rebounds				Scoring							
			fg-fga	pct	fg-fga	pct	ft-fta	pct	off	def	tot	avg	pf	fo	ast	to	blk	stl	pts	avg
2015-16	20-2	332/16.6	53-82	.646	0-0	.000	27-51	.529	35	49	84	4.2	48	2	5	14	12	4	133	6.7
2016-17	28-28	862/30.8	102-167	.611	0-0	.000	37-68	.544	91	134	225	8.0	75	3	32	30	50	23	241	8.6
2017-18	31-31	956/30.8	137-220	.623	0-1	.000	73-119	.613	103	116	219	7.1	91	2	37	44	56	17	347	11.2
<b>TOTAL</b>	<b>79-61</b>	<b>2150/27.2</b>	<b>292-469</b>	<b>.623</b>	<b>0-1</b>	<b>.000</b>	<b>137-238</b>	<b>.576</b>	<b>229</b>	<b>299</b>	<b>528</b>	<b>6.7</b>	<b>214</b>	<b>7</b>	<b>74</b>	<b>88</b>	<b>118</b>	<b>44</b>	<b>721</b>	<b>9.1</b>

### Gavin Skelly

Season	gp-gs	min/avg	Total		3-Point		F-Throws		Rebounds				Scoring							
			fg-fga	pct	fg-fga	pct	ft-fta	pct	off	def	tot	avg	pf	fo	ast	to	blk	stl	pts	avg
2014-15	29-0	210/7.2	16-33	.485	0-0	.000	9-17	.529	23	31	54	1.9	36	0	14	9	16	9	41	1.4
2015-16	30-0	376/12.5	33-54	.611	4-9	.444	29-45	.644	35	57	92	3.1	58	1	16	25	14	7	99	3.3
2016-17	36-0	637/17.7	72-155	.465	18-60	.300	52-69	.754	51	81	132	3.7	100	4	46	47	44	12	214	5.9
2017-18	31-21	685/22.1	65-149	.436	24-58	.414	35-50	.700	34	91	125	4.0	85	3	31	45	17	23	189	6.1
<b>TOTAL</b>	<b>126-21</b>	<b>1908/15.1</b>	<b>186-391</b>	<b>.476</b>	<b>46-127</b>	<b>.362</b>	<b>125-181</b>	<b>.691</b>	<b>143</b>	<b>260</b>	<b>403</b>	<b>3.2</b>	<b>279</b>	<b>8</b>	<b>107</b>	<b>126</b>	<b>91</b>	<b>51</b>	<b>543</b>	<b>4.3</b>

**RADIO/TV ROSTER**



**VIC LAW**  
R-Jr. • F • 6-7  
South Holland, Ill.  
St. Rita



**DERERK PARDON**  
Jr. • C • 6-8  
Cleveland, Ohio  
Villa Angela-St. Joseph



**CHARLIE HALL**  
Jr. • F • 6-5  
Los Angeles, Calif.  
Crossroads School



**ANTHONY GAINES**  
FY • G • 6-4  
Kingston, N.Y.  
New Hampton School (N.H.)



**ISIAH BROWN**  
So. • G • 6-2  
Lynnwood, Wash.  
Lakeside



**RAPOLAS IVANAUSKAS**  
R-FY. • F • 6-9  
Barrington, Ill.  
Brewster Academy (N.H.)



**SCOTTIE LINDSEY**  
Sr. • G • 6-5  
Hillside, Ill.  
Fenwick




**A.J. TURNER**  
Jr. • F • 6-7  
Mt. Clemens, Mich.  
New Hampton School (N.H.)



**JORDAN ASH**  
Jr. • G • 6-3  
Bolingbrook, Ill.  
St. Joseph



**BARRET BENSON**  
So. • C • 6-10  
Willowbrook, Ill.  
Hinsdale South



**BRYANT MCINTOSH**  
Sr. • G • 6-3  
Greensburg, Ind.  
Greensburg



**TINO MALNATI**  
R-FY. • G • 6-3  
Northfield, Ill.  
New Trier



**AARON FALZON**  
R-So. • F • 6-8  
Newton, Mass.  
Northfield Mount Hermon



**GAVIN SKELLY**  
Sr. • F • 6-8  
Westlake, Ohio  
Westlake



**CHRIS COLLINS**  
Head Coach  
Fifth Season



**BRIAN JAMES**  
Assistant Coach  
Fifth Season



**ARMON GATES**  
Assistant Coach  
Fifth Season



**BILLY DONLON**  
Assistant Coach  
First Season