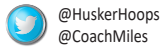





# NEBRASKA BASKETBALL


## 2018-19 GAME NOTES



@HuskerHoops  
@CoachMiles



HuskerHoops



HuskerHoops



HuskerHoops



Huskers.com

### NEBRASKA AT PENN STATE

27

#### AT PENN STATE

Date: Tues., Feb. 19  
Time: 6 p.m. (CT)  
Location: State College, Pa.  
Arena: Bryce Jordan Center

#### MEDIA INFO

TV: FS1  
Video: Fox Sports app  
Radio: Husker Sports Network  
Internet Audio: Huskers.com

## HUSKERS TRAVEL TO PENN STATE

### MATCHUP

#### NEBRASKA CORNHUSKERS

2018-19 Record: 15-11, 5-10 Big Ten  
Head coach: Tim Miles

Record at Nebraska: 112-108 (7th year)  
Career Record: 395-328 (24th year)

#### PENN STATE NITTANY LIONS

2018-19 Record: 9-16, 2-12 Big Ten  
Head coach: Patrick Chambers

Record at Penn State: 122-138 (8th year)  
Career Record: 164-166 (10th year)

#### BROADCAST INFO

##### Television: FS1

Play-by-play: Lisa Byington Analysis: Nick Bahe

##### Internet: FOX Sports App

Radio: Husker Sports Network, including 590 AM (Omaha), 1400 AM (Lincoln) and 880 AM (Lexington)

Play-by-play: Kent Pavelka Analysis: Ben McLaughlin

Online Radio: Available online at Huskers.com, on the Huskers App and on TuneIn Radio and the TuneIn Radio App.

Satellite Radio: Sirius: 98 (PSU feed) XM: 328 Internet: 973

The Husker men's basketball team hits the road in search of its third straight win on Tuesday, as Nebraska travels to State College to take on Penn State.

Tipoff at the Bryce Jordan Center is set for 6 p.m. (CT) and the matchup of the Huskers and Nittany Lions will be televised nationally on FS1 with Lisa Byington and Nick Bahe on the call. The matchup will also be available on the Fox Sports App with cable authentication.

Fans can follow all of the action across the state of Nebraska on the IMG Husker Sports Network with Kent Pavelka and Ben McLaughlin on the call. The game will also be available on Huskers.com, on the Huskers app, on TuneIn Radio and the TuneIn Radio app and on both Sirius and XM Radio. The pregame show begins one hour prior to tipoff on many of the Husker Sports Network affiliates (affiliate list on page 7 of the game notes).

The Huskers (15-11, 5-10 Big Ten) used a strong performance from junior Isaiah Roby and one of its best

defensive efforts of the season in posting a 59-50 win over Northwestern. Roby led three Huskers in double figures with 19 points, a career-high 16 rebounds and matched his season high with five blocked shots. Nebraska took control of the game with an 11-0 second-half run, holding the Wildcats scoreless for more than five and a half minutes to break open a one-point game with seven minutes remaining. Glynn Watson Jr. and Thomas Allen accounted for nine of NU's points in the spurt. The Huskers held Northwestern to 50 points - Nebraska's best defensive effort in a conference game since 2015 - on just 34.5 percent shooting.


Roby has become a focal point of the Husker attack since the season-ending injury to Isaac Copeland Jr. on Jan. 26, as he has averaged 13.7 points, 9.0 rebounds, 2.5 assists and 2.7 blocks per game over the last six contests.

Penn State (6-16, 2-12) battled Purdue in West Lafayette, but the Boilermakers' second-half shooting was too much in a 76-64 victory. The Nittany Lions got 18 points from Lamar Stevens and 17 off the bench from Rasir Bolton, but shot just 38 percent, including 5-of-24 from 3-point range. Purdue shot 60 percent in the second half, including 7-of-10 from 3-point range, to pull away after leading by three at the break. Penn State forced 23 Purdue turnovers and had 13 steals in a losing effort against the Boilermakers.

### OPENING NUMBER

3

Only three Huskers since 2000 have had a game with at least 19 points and 16 rebounds. In addition to Isaiah Roby on Saturday, Aleks Maric did it four times, most recently in 2008, while Kimani Ffriend reached those plateaus twice during his NU career.



### 2018-19 NEBRASKA CORNHUSKERS

No	Name	Pos.	Ht.	Wt.	Yr.	Hometown	GP/GS	MPG	PPG	RPG	APG
0	James Palmer Jr.	G	6-6	207	Sr.	Upper Marlboro, Md.	26/26	34.3	18.8	4.3	3.2
1	Amir Harris	G	6-6	205	Fr.	Frederick, Md.	18/0	8.6	1.1	1.9	0.6
4	Johnny Trueblood	G	6-3	194	Sr.	Omaha, Neb.	8/0	3.8	0.8	1.0	0.6
5	Glynn Watson Jr.	G	6-0	180	Sr.	Bellwood, Ill.	26/26	33.0	12.1	4.0	3.1
10	Karrington Davis	G	6-6	215	Fr.	St. Louis, Mo.	Injured (Achilles)				
11	Dachon Burke Jr.	G	6-4	180	Jr.	Orange, N.J.	Will sit out 2018-19 (Transfer)				
12	Thomas Allen	G	6-1	184	So.	Raleigh, N.C.	26/22	30.3	8.9	2.9	2.0
14	Isaac Copeland Jr.	F	6-9	225	Sr.	Raleigh, N.C.	20/20	30.7	14.0	5.4	1.1
15	Isaiah Roby	F	6-8	230	Jr.	Dixon, Ill.	25/25	30.4	11.2	7.2	2.0
20	Tanner Borchardt	F	6-8	250	Sr.	Gothenburg, Neb.	26/7	16.6	2.5	4.0	0.4
25	Nana Akenten	G	6-6	218	So.	Bolingbrook, Ill.	24/2	13.3	4.2	2.6	0.3
33	Justin Costello	G	6-1	200	RFr.	Omaha, Neb.	8/0	3.1	1.0	0.3	0.5
34	Thorir Thorbjarnarson	G	6-6	206	So.	Reykjavik, Iceland	16/2	8.5	1.4	2.2	1.0
45	Brady Heiman	F	6-11	215	Fr.	Springfield, Neb.	22/0	8.8	2.2	2.1	0.1

## 2018-19 SCHEDULE

Date	Opponent	TV/Internet	Result
Thurs., Nov. 1	Wayne State (exh.)	BTN Plus	W, 75-40
Tues., Nov. 6	Mississippi Valley State	BTN Plus	W, 106-37
Sun., Nov. 11	Southeastern Louisiana	ESPNU	W, 87-35

#### Gavitt Tipoff Games

Wed., Nov. 14	Seton Hall	BTN	W, 80-57
---------------	------------	-----	----------

#### Hall of Fame Classic Powered by ShotTracker

Mon., Nov. 19	vs. Missouri State	ESPNU	W, 85-62
Tues., Nov. 20	vs. Texas Tech	ESPN2	L, 52-70
Sat., Nov. 24	Western Illinois	BTN Plus	W, 73-49

#### ACC/B1G Challenge

Mon., Nov. 26	at Clemson	ESPN2	W, 68-66
Sun., Dec. 2	Illinois*	BTN	W, 75-60
Wed., Dec. 5	at Minnesota *	BTN	L, 78-85
Sat., Dec. 8	Creighton	BTN	W, 94-75
Sun., Dec. 16	vs. Oklahoma State	BTN	W, 79-56
Sat., Dec. 22	Cal State Fullerton	BTN	W, 86-62
Sat., Dec. 29	Southwest Minn. St.	BTN Plus	W, 79-38
Wed., Jan. 2	at Maryland *	BTN	L, 72-74
Sun., Jan. 6	at No. 25 Iowa *	BTN	L, 84-93
Thurs., Jan. 10	Penn State *	ESPN2	W, 70-64
Mon., Jan. 14	at No. 25 Indiana *	FS1	W, 66-51
Thurs., Jan. 17	No. 6 Michigan State*	FS1	L, 64-70
Mon., Jan. 21	at Rutgers *	BTN	L, 69-76
Sat., Jan. 26	Ohio State *	FS1	L, 60-70
Tues., Jan. 29	No. 24 Wisconsin *	BTN	L, 51-62
Sat., Feb. 2	at Illinois *	BTN	L, 64-71
Wed., Feb. 6	No. 24 Maryland *	BTN	L, 45-60
Sat., Feb. 9	at No. 15 Purdue *	BTN	L, 62-81
Wed., Feb. 13	Minnesota *	BTN	W, 62-61
Sat., Feb. 16	Northwestern *	BTN	W, 59-50
Tues., Feb. 19	at Penn State *	FS1	6 p.m.
Sat., Feb. 23	Purdue *	BTN	3 p.m.
Thurs., Feb. 28	at Michigan *	ESPN/2	6 p.m.
Tues., March 5	at Michigan State *	ESPN/2	6 p.m.
Sun., March 10	Iowa *	BTN	1 p.m.

#### Big Ten Tournament

Wed., March 13	First Round	BTN	TBD
Thurs., March 14	Second Round	BTN	TBD
Fri., March 15	Quarterfinals	BTN	TBD
Sat., March 16	Semifinals	CBS	Noon/2:30 p.m.
Sun., March 17	Championship	CBS	2:30 p.m.

#### NCAA Tournament

March 19-20	First Four	TBA	TBA
March 21-24	First/Second Rounds	TBA	TBA
March 28-29	Regional Semifinals	TBA	TBA
March 30-31	Regional Finals	TBA	TBA
Sat., April 6	National Semifinals	TBA	TBA
Mon., April 8	National Championship	TBA	TBA

All games carried on IMG Husker Sports Network; Home games in red. All dates/times subject to change. Please check Huskers.com for updates.

### COMMUNICATIONS CONTACT

Sr. Associate Communications Director: Shamus McKnight  
Office: 402-472-7772 | Cell: 402-540-0268  
E-mail: smcknight@huskers.com

2018-19 NEBRASKA CORNHUSKERS

No.	VL	Name	Pos.	Ht.	Wt.	Yr.	Hometown (Previous School)
0	*	James Palmer Jr.	G	6-6	207	Sr.	Upper Marlboro, Md. (Miami)
1		Amir Harris	G	6-6	205	Fr.	Frederick, Md. (St. James School)
4	**	Johnny Trueblood	G	6-3	194	Sr.	Omaha, Neb. (Elkhorn South)
5	***	Glynn Watson Jr.	G	6-0	180	Sr.	Bellwood, Ill. (St. Joseph)
10		Karrington Davis ^	G	6-6	215	Fr.	St. Louis, Mo. (Montverde Academy)
11		Dachon Burke Jr. &	G	6-4	180	Jr.	Orange, N.J. (Robert Morris)
12	*	Thomas Allen	G	6-1	184	So.	Raleigh, N.C. (Brewster Academy)
14	*	Isaac Copeland Jr.	F	6-9	225	Sr.	Raleigh, N.C. (Georgetown)
15	**	Isaiah Roby	F	6-8	230	Jr.	Dixon, Ill. (Dixon)
20	***	Tanner Borchardt	F	6-8	250	Sr.	Gothenburg, Neb. (Gothenburg)
25	*	Nana Akenten	G	6-6	218	So.	Bolingbrook, Ill. (Bolingbrook)
33		Justin Costello	G	6-1	200	RFr.	Omaha, Neb. (Elkhorn South)
34	*	Thorir Thorbjarnarson	G	6-6	206	So.	Reykjavik, Iceland (Menntaskólinn i Reykjavik)
45		Brady Heiman	F	6-11	215	Fr.	Springfield, Neb. (Platteview)

\*-Letters earned; ^-2018-19 Redshirt; &-Sitting out because of NCAA Transfer rules

PRONUNCIATIONS

Jim Molinari.....	Mole-in-AIR-ee
Nana Akenten.....	uh-KEN-ten
Tanner Borchardt.....	BOR-kart
Dachon Burke.....	DAY-shawn
Thorir Thorbjarnarson.....	Thor-EAR thorb-YAR-nar-son
Glynn Watson Jr.....	Glinn
Brady Heiman.....	HI-men

COACHING AND SUPPORT STAFF

Head Coach: Tim Miles, seventh season (University of Mary, 1989)

Assistant Coaches: Armon Gates, first season (Kent State, 2006); Michael Lewis, third season (Indiana, 2000); Jim Molinari, fifth season (Illinois Wesleyan, 1977)

Basketball Strength Coach: Tim Wilson

Video Coordinator: Matt Holt

Director of Basketball Operations: Gregory Eaton

Assistant Director of Basketball Operations: Sheryl Burbach

Graduate Managers: Dorian Green and Vince Fritz

Equipment Manager: Pat Norris

Athletic Trainer: R.J. Pietig

MEDIA SCHEDULE

Men's Basketball Communications Contact: Shamus McKnight / Office: 402-472-7772 / Cell: 402-540-0268 / E-mail: smcknight@huskers.com

MEDIA PLANNER	Feb. 10 (Sun.)	Feb. 11 (Mon.)	Feb. 12 (Tues.)	Feb. 13 (Wed.)	Feb. 14 (Thurs.)	Feb. 15 (Fri.)	Feb. 16 (Sat.)
<b>Feb. 10-23</b> (HTC) - Hendricks Training Complex (PBA) - Pinnacle Bank Arena	OFF DAY	Practice (PBA)	Practice (PBA) Media (post practice)	vs. Minnesota W, 62-61 BTN and HSN	Practice (HTC)	Practice (PBA) Media (1 p.m.)	vs. Northwestern W, 59-50 BTN and HSN
	<b>Feb. 17 (Sun.)</b> Practice (HTC)	<b>Feb. 18 (Mon.)</b> Practice (HTC) Media (post practice)	<b>Feb. 19 (Tues.)</b> at Penn State, 6 p.m. (CT) FS1 and HSN	<b>Feb. 20 (Wed.)</b> OFF DAY	<b>Feb. 21 (Thurs.)</b> Practice (HTC)	<b>Feb. 22 (Fri.)</b> Practice (PBA) Media (post practice)	<b>Feb. 23 (Sat.)</b> vs. Purdue 3 p.m. BTN and HSN

TALE OF THE TAPE

Nebraska Cornhuskers	Nebraska	OPP	Penn State Nittany Lions	PSU	OPP
2018-19 Team Statistics (Record: 15-11, 5-10 Big Ten)			2018-19 Team Statistics (Record: 9-16, 2-12 Big Ten)		
SCORING	1870	1635	SCORING	1706	1729
Points per game	71.9	62.9	Points Per Game	68.2	69.2
Scoring margin	+9.0	-	Margin	-0.9	--
FIELD GOALS-ATT	656-1529	604-1510	FIELD GOALS-ATT	604-1475	611-1354
Field goal pct	.429	.400	Field Goal Percentage	.409	.451
3 POINT FG-ATT	200-591	147-483	3-POINT FG-ATT	174-557	177-473
3-point FG pct	.338	.304	3-Point FG Percentage	.312	.374
3-pt FG made per game	7.7	5.7	3-Point FG made per game	7.0	7.1
FREE THROWS-ATT	358-503	280-416	FREE THROWS-ATT	324-478	330-458
Free throw pct	.712	.673	Free Throw Percentage	.678	.721
F-Throws made per game	13.8	10.8	F-Throws made per game	13.5	13.8
REBOUNDS	952	981	REBOUNDS	900	859
Rebounds per game	36.6	37.7	Rebounds Per Game	36.0	34.4
Rebounding margin	-1.1	-	Rebounding Margin	1.6	--
ASSISTS	344	254	ASSISTS	298	308
Assists per game	13.2	9.8	Assists Per Game	11.9	12.3
TURNOVERS	258	351	TURNOVERS	317	351
Turnovers per game	9.9	13.5	Turnovers Per Game	12.7	14.0
Turnover margin	+3.6	-	Turnover Margin	1.4	--
Assist/turnover ratio	1.3	0.7	Assist/Turnover Ratio	0.9	0.9
STEALS	191	133	STEALS	195	172
Steals per game	7.3	5.1	Steals Per Game	7.8	6.9
BLOCKS	113	94	BLOCKS	89	91
Blocks per game	4.3	3.6	Blocks Per Game	3.6	3.6

NUMBERS TO KNOW

**-1.5** - Nebraska has only been out-rebounded by 1.5 rebounds per game in its last six Big Ten games, a stretch which includes three of the top five Big Ten teams in rebounding margin. Prior to that, NU was out-rebounded by 6.1 per game in its first nine Big Ten contests.

**.921** - Nebraska is 35-3 under Tim Miles when shooting over 50 percent, including 13 straight wins dating back to the 2016-17 season.

**2** - Number of opponents who have shot over 50 percent against the Huskers in the last 51 games.

**+3.6** - Nebraska is third in the Big Ten in turnover margin, as NU is third in turnovers per game and fourth in forcing turnovers.

**19** - Number of 20-point games for Husker players in 2018-19. James Palmer Jr. has 12 while Isaac Copeland Jr. (three), Isaiah Roby (three) and Glynn Watson Jr. (one) also enjoyed 20-point games this season.

**60** - The Huskers are 8-0 this season when holding opponents under 60 points.

**PROBABLE STARTERS**



**#5 Glynn Watson Jr. | G | Sr. | 6-0 | 180 | Bellwood, Ill.**

**2018-19:** PPG: 12.1 | RPG: 4.0 | APG: 3.1 | SPG: 1.2

**vs. Northwestern:** Tallied 12 points, six rebounds, two steals and two assists in 37 minutes  
**Worth Noting:** Fourth-year starter at guard....Reached double figures 18 times in 2018-19 (71 in his career), including a season-high 20 points and nine boards vs. Western Illinois...Totaled 19 points vs. Minnesota and helped limit Amir Coffery to 11 points...Had 18 points vs. Ohio State...Led NU with 15 points (12 in second half), along with five rebounds and two steals at Indiana...Finished with 19 points against Penn State...Posted his first career double-double with 10 points and a career-high 10 assists vs. Cal State Fullerton....Dished eight assists and had 14 points vs. Seton Hall.

**Career Bests:** Pts: 34 | Reb: 9 (2x) | Ast: 10 | Stl: 6



**#12 Thomas Allen | G | So. | 6-1 | 184 | Raleigh, N.C.**

**2018-19:** PPG: 8.9 | RPG: 2.9 | APG: 2.0 | SPG: 1.5

**vs. Northwestern:** Had nine points, four rebounds and two assists in a career-high 38 minutes  
**Worth Noting:** Fourth in the Big Ten in steals per game...Has 11 career double-figure efforts, including nine this season...Grabbed a career-high nine boards vs. Minnesota...Came off the bench for 18 points, including 5-of-6 from 3-point range, at No. 15 Purdue...Had 18 points along with five boards and four assists vs. Creighton...Came off the bench with 14 points on 5-of-7 shooting and two steals vs. Oklahoma State...Played in 32 games in 2017-18...Was a consensus top-100 recruit playing for Brewster (N.H.) Academy where he averaged 18 ppg, including 115 3-pointers.

**Career Bests:** Pts: 18 (2x) | Reb: 9 | Ast: 5 | Stl: 5



**#0 James Palmer Jr. | G | Sr. | 6-6 | 207 | Upper Marlboro, Md.**

**2018-19:** PPG: 18.8 | RPG: 4.3 | APG: 3.2 | SPG: 1.3

**vs. Northwestern:** Finished with 13 points and six assists  
**Worth Noting:** *Midseason Wooden Award Top 25*...Is third in B1G in scoring...Has 20 career 20-point games, including 12 this season...Totaled 24 points, including the game-winning free throws with 1.1 seconds vs. Minnesota...Led NU with 24 points and eight rebounds vs. No. 6 MSU...Had 26 points, seven rebounds and five steals at Maryland...Poured in a season-high 30 points vs. Creighton, including six 3-pointers...2018 First-team All-Big Ten pick was fifth in the B1G in scoring at 17.2 ppg, 4.4 rpg and 3.0 apg...Had a career-high 34 points at Ohio State in 2018.

**Career Bests (includes Miami):** Pts: 34 | Reb: 9 | Ast: 9 | Stl: 5 (2x)



**#20 Tanner Borchardt | F | Sr. | 6-8 | 250 | Gothenberg, Neb.**

**2018-19:** PPG: 2.5 | RPG: 4.0

**vs. Northwestern:** Had two points and five rebounds in 33 minutes of work  
**Worth Noting:** Former walk-on who was put on scholarship in Dec. of 2017...Enjoyed a career game at Illinois with 12 points on 6-of-9 shooting and 18 rebounds...Had seven points and five boards at Indiana...Played 25 minutes vs. Ohio St., finishing with eight rebounds...Matched his career high with eight points at Maryland...Made first career start on Dec. 29 against Southwest Minn. St. when he had nine rebounds...Played basketball and track at Gothenburg High School, winning the all-class title in the shot put as a senior (59-6.25) and was the valedictorian of his senior class.

**Career Bests:** Pts: 12 | Reb: 18 | Ast: 2 | Bl: 2 (2x) | Stl: 1 (11x)



**#15 Isaiah Roby | F | Jr. | 6-8 | 230 | Dixon, Ill.**

**2018-19:** PPG: 11.2 | RPG: 7.2 | APG: 2.0 | BPG: 1.8 | SPG: 1.4

**vs. Northwestern:** Totaled 19 points, a career-high 16 boards and five blocked shots  
**Worth Noting:** The only B1G player in the top-10 in both blocks (1.8, fourth) and steals (1.4, eighth)...Has 28 career double-figure games and seven double-doubles...Tallied 20 points, 14 boards and five blocks vs. No. 24 Maryland...Totaled 18 points, nine rebounds, three assists and two blocked shots vs. No. 24 Wisconsin...Posted a career high 22 points along with 11 boards and four blocks vs. Penn State...Had 17 points on 8-of-10 shooting and nine boards at Iowa...Ranked fourth in Big Ten in blocks (2.0 bpg) in 2017-18...Averaged 19.7 ppg, 10.5 rpg, 5.5 apg and 3.9 bpg per game as a senior at Dixon HS.

**Career Bests:** Pts: 22 | Reb: 16 | Ast: 4 (4x) | Bl: 6 | Stl: 4 (2x)

**ACTIVE CAREER LEADERS (AFTER NORTHWESTERN)**

Points.....	Glynn Watson Jr., 1,356
Rebounds.....	Isaiah Roby, 469
3-Pointers.....	Glynn Watson Jr., 151
Field Goals.....	Glynn Watson Jr., 494
Free Throws.....	James Palmer Jr., 319
Assists.....	Glynn Watson Jr., 351
Steals.....	Glynn Watson Jr., 168
Blocked Shots.....	Isaiah Roby, 134
Games Played.....	Glynn Watson Jr., 124
Games Started.....	Glynn Watson Jr., 103

**EXPERIENCE CHART (AFTER NORTHWESTERN)**

Totals	Career GP	GP at NU	Starts	Starts at NU
Akenten	31	24	2	2
Allen	58	26	22	22
Borchardt	55	55	7	7
Burke	65	0	46	0
Copeland	126	53	102	53
Costello	8	8	0	0
Davis	0	0	0	0
Harris	18	18	0	0
Heiman	22	22	0	0
Palmer	131	59	64	59
Roby	87	87	42	42
Thorbjarnarson	16	16	2	2
Trueblood	18	18	0	0
Watson	124	124	103	103
<b>Totals</b>	<b>759</b>	<b>510</b>	<b>390</b>	<b>290</b>

**RETURNING TEAM STATS (ENTERING 2018-19)**

Pct. of scoring.....	73.4 (1751/2386)
Pct. of rebounds.....	61.4 (731/1111)
Pct. of field goals made.....	73.2 (600/820)
Pct. of field goals attempted.....	72.2 (1376/1906)
Pct. of 3-point FG made.....	67.2 (156/232)
Pct. of 3-point FG attempted.....	70.1 (470/670)
Pct. of free throws made.....	76.8 (395/514)
Pct. of free throws attempted.....	76.0 (544/716)
Pct. of assists.....	71.5 (319/446)
Pct. of steals.....	68.0 (136/200)
Pct. of blocked shots.....	67.2 (123/183)
Pct. of minutes.....	64.5 (4273/6625)

*NOTE: All statistics based on returning player stats and percentage of overall team totals from 2017-18.*

**RETURNING STAT LEADERS (ENTERING 2018-19)**

Points per game.....	James Palmer Jr. – 17.2
Rebounds per game.....	Isaiah Roby – 6.3
Assists per game.....	Glynn Watson Jr. – 3.2
Steals per game.....	Glynn Watson Jr. – 1.4
Blocked Shots per game.....	Isaiah Roby – 2.0
Games Started.....	James Palmer Jr./Isaac Copeland Jr. – 33
Minutes Played.....	James Palmer Jr. – 1,024
Field Goals Made.....	James Palmer Jr. – 181
Field Goal Pct.....	Isaiah Roby – 56.5
Free Throws Made.....	James Palmer Jr. – 163
Free Throw Pct.....	Glynn Watson Jr. – 78.0
3-Pointers Made.....	James Palmer Jr. – 43
3-Point Field Goal Pct.....	Isaiah Roby – 40.5

2018-19 BIG TEN STANDINGS (FEB. 16)

Team	B1G	Pct.	Overall	Pct.
Michigan	12-3	.800	23-3	.885
Michigan State	12-3	.800	21-5	.800
Purdue	11-3	.786	18-7	.720
Maryland	10-5	.667	19-7	.731
Iowa	9-5	.643	20-5	.800
Wisconsin	9-5	.643	17-8	.680
Minnesota	7-8	.467	17-9	.654
Ohio State	6-8	.429	16-9	.667
Illinois	6-8	.429	10-15	.400
Nebraska	5-10	.333	15-11	.577
Rutgers	5-10	.333	12-13	.480
Indiana	4-10	.286	13-12	.520
Northwestern	3-11	.214	12-13	.480
Penn State	2-12	.143	9-16	.360

UPCOMING SCHEDULE/RECENT RESULTS

Date	Matchup	Time	TV
Sat., Feb. 16	Michigan 65, Maryland 52 Minnesota 84, Indiana 63 Purdue 76, Penn State 64 Iowa 71, Rutgers 69 Nebraska 59, Northwestern 50		
Sun., Feb. 17	Michigan State 62, Ohio State 44		
Mon., Feb. 18	Illinois at Wisconsin	7 p.m.	FS1
Tues., Feb. 19	*Purdue at Indiana *Nebraska at Penn State *Maryland at Iowa	6 p.m. 6 p.m. 7 p.m.	ESPN2 FS1 BTN
Wed., Feb. 20	Rutgers at Michigan State Northwestern at Ohio State	5:30 p.m. 7:30 p.m.	BTN BTN
Thurs., Feb. 21	Michigan at Minnesota	6 p.m.	ESPN
Fri., Feb. 22	Indiana at Iowa	8 p.m.	FS1
Sat., Feb. 23	Penn State at Illinois Ohio State at Maryland Purdue at Nebraska Wisconsin at Northwestern	11 a.m. 1 p.m. 3 p.m. 7:30 p.m.	BTN ESPN BTN BTN
Sun., Feb. 24	Michigan State at Michigan Minnesota at Rutgers	2:45 p.m. 5:30 p.m.	CBS BTN

COPELAND NAMED TO SENIOR CLASS AWARD LIST

Isaac Copeland Jr. was named as one of 30 candidates for the 2019 Senior CLASS Award earlier this season. An acronym for Celebrating Loyalty and Achievement for Staying in School®, the Senior CLASS Award focuses on the total student-athlete and encourages students to use their platform in athletics to make a positive impact as leaders in their communities.

Copeland has been instrumental in the Huskers' success over the last two seasons, starting every game since arriving on campus and earning honorable-mention All-Big Ten honors. In the classroom, he received his degree from Nebraska in May of 2018 and is currently working on a master's degree.

PENN STATE PROBABLE STARTERS (based on last game)

No.	Name	Pos.	Yr.	Ht.	Wt.	G/GS	PPG	RPG	Other
5	Jamari Wheeler	G	So.	6-1	170	24/17	3.0	3.0	2.0 apg
23	Josh Reaves	G	Sr.	6-5	214	24/24	10.1	4.5	2.6 spg
2	Myles Dread	G	Fr.	6-4	215	24/20	8.8	2.8	1.2 apg
11	Lamar Stevens	F	Jr.	6-8	230	24/24	19.2	8.0	2.2 apg
21	John Harrar	F	So.	6-9	243	24/11	3.2	3.6	0.5 spg

SCOUTING PENN STATE

Under eighth-year coach Patrick Chambers, Penn State comes into Tuesday's game with a 9-16 record, but has played much better of late. PSU is 2-3 in its last five games, including a 75-69 win over No. 6 Michigan and a 99-90 overtime loss to No. 12 Purdue. The Nittany Lions, who went 26-13 and won the 2018 NIT, returned three starters from a year ago, have juggled the lineup throughout the season. PSU has been in every game in the last month, as six of its last eight games have been decided by seven points or less. The Nittany Lions are coming off a 76-64 loss at Purdue on Saturday.

Senior forward Lamar Stevens has been the one constant for Penn State, as he leads the Nittany Lions in both scoring (19.2 ppg) and rebounding (8.0 rpg). Stevens has been in double figures in 23 of 24 contests, including 12 20-point performances.

Junior Mike Watkins returns on the interior and is averaging 8.1 points and 7.9 rebounds per game while shooting 55 percent from the field. Senior Josh Reaves is one of the premier defensive players in the Big Ten, as he leads the conference in steals at 2.7 per game while also leading Penn State in assists (3.2 apg) while averaging 10.1 points per game. PSU has also gotten solid production from freshmen guards Rasir Bolton (12.0 ppg) and Myles Dread (8.8 ppg).

SERIES HISTORY

Tuesday's game is the 19th meeting and the teams are tied at nine wins apiece. Since Nebraska joined the Big Ten, the Huskers are 8-7 against the Nittany Lions (8-5 in regular season; 0-2 in Big Ten Tournament). The teams played three times before Nebraska joined the Big Ten, a home-and-home series in 1980 and 1981 and in the second round of the 1995 NIT. Three of the last four matchups in State College have been decided by four points or less, including the last two matchups by a total of three points.

LAST MEETING VS. PENN STATE

Behind a career-high 22 points from Isaiah Roby, Nebraska snapped a two-game losing streak with a 70-64 win over Penn State on Jan. 10.

Roby had 22 points on 8-of-9 shooting and added season bests in both rebounds (11) and blocked shots (four) to propel the Huskers to its 20th straight home win dating back to last season. Glynn Watson Jr. added 19 points and three assists, while James Palmer Jr. added 11 markers, as the Huskers shot nearly 50 percent from the floor, but could not subdue the Nittany Lions until the end.

Clinging to a 58-57 lead, Watson scored eight straight points for the Huskers, the last being a 3-pointer with 2:15 left that gave the hosts a 65-61 lead. Penn State pulled to within 66-62 after a Mike Watkins free throw just under 20 seconds remaining, but Roby salted the game away hitting four straight free throws in the final 17.2 seconds.

Nebraska's defense held Penn State to just one field goal in the final 2:51, as the Nittany Lions shot just 36 percent, but used a 46-32 advantage on the glass and a 17-4 advantage in second-chance points to stay in the contest. Josh Reaves led four PSU players in double figures with 20 points while Lamar Stevens and Myles Dread added 13 apiece.

NEBRASKA-PENN STATE AT A GLANCE

- All-time: Tied, 9-9
- In Lincoln: Nebraska leads, 8-1  
At Pinnacle Bank Arena: Nebraska leads, 5-0
- In State College: Penn State leads 6-1  
Bryce Jordan Center: Penn State leads, 5-1
- In Big Ten Conference games: Nebraska leads, 8-5
- In Big Ten Tournament games: Penn State leads, 2-0

Husker-Nittany Lion Superlatives

- Most consecutive wins (year ended): Nebraska 2 (2013, 2018-present); Penn State 2 (1981-1995; 2015)
- Most points scored: Nebraska, 82, at Lincoln, Neb., Feb. 14, 2017; Penn State, 76, at Washington, D.C., March 8, 2017
- Highest combined score: 148, Nebraska, 82, Penn State, 66, at Lincoln, Neb., Feb. 14, 2017
- Biggest winning margin: Nebraska, 25, at Lincoln, Neb., Dec. 9, 1980; Penn State, 16, at University Park, Pa., Feb. 11, 2012

Big Ten Era

Date	Site	Rankings	Result	Neb.	PSU
1-11-12	H	-/-	W	70	58
2-11-12	A	-/-	L	51	67
1-19-13	A	-/-	W	68	64
2-9-13	H	-/-	W	67	53
1-23-14	A	-/-	L	54	58
2-20-14	H	-/-	W	80	67
2-7-15	A	-/-	L	43	56
3-11-15	N	-/-	L	65	68
2-13-16	H	-/-	W	70	54
2-25-16	A	-/-	L	55	56
2-14-17	H	-/-	W	82	66
3-8-17	N	-/-	L (OT)	67	76
1-12-18	A	-/-	L (OT)	74	76
2-25-18	H	-/-	W	76	64
1-10-19	H	-/-	W	70	64

CAREER STATS VS. PENN STATE

Player	GP-GS	Min-Avg	FG-FGA	Pct	3FG-FGA	Pct	FT-FTA	Pct	Off	Def	Tot	Avg	PF	A	TO	Blk	Stl	Pts	Avg
Copeland	3-3	109-36.3	17-33	.515	4-12	.333	8-12	.667	6	17	23	7.6	5	8	4	3	4	46	15.3
Watson	7-5	222-31.7	35-82	.427	10-23	.435	11-13	.846	4	20	24	3.4	16	19	7	1	7	91	13.0
Roby	5-1	132-26.4	20-29	.690	3-7	.429	10-14	.714	11	17	28	5.6	18	7	2	7	4	53	10.6
Palmer	3-3	92-30.7	9-33	.273	3-10	.300	6-11	.545	3	9	12	4.0	5	10	9	1	4	27	9.0
Allen	3-1	46-15.3	6-12	.500	2-6	.333	0-0	.000	0	8	8	2.7	1	1	2	1	2	14	4.7
Harris	1-0	4-4.0	0-0	.000	0-0	.000	1-2	.500	0	1	1	1.0	1	1	0	0	0	1	1.0
Akenten	1-0	7-7.0	0-1	.000	0-1	.000	0-0	.000	0	0	0	0.0	0	0	0	0	0	0	0.0
Borchardt	4-0	18-4.5	0-0	.000	0-0	.000	0-2	.000	3	3	6	1.5	5	1	3	0	0	0	0.0
Trueblood	1-0	2-2.0	0-1	.000	0-0	.000	0-0	.000	0	0	0	0.0	0	0	0	0	0	0	0.0

## LAST TIME OUT

Behind a big night from Isaiah Roby, the Nebraska men's basketball team won its second straight game with a 59-50 victory over Northwestern Saturday night at Pinnacle Bank Arena.

Roby filled up the stat sheet while producing his third double-double of the season. He scored a game-high 19 points, pulled down a game- and career-high 16 rebounds, tied his season high with a game-high five blocks and added a pair of assists and two steals. With Nebraska's offense struggling early in the second half, Roby scored the Huskers' first 10 points of the period and finished with 12 points and 11 rebounds in the second half alone.

In addition to Roby's performance, James Palmer Jr. chipped in 13 points – his 22nd straight game in double figures – and dished out six assists, one shy of his season high. Glynn Watson Jr. added 12 points and six rebounds. Nebraska shot only 32.8 percent from the field, but the Husker defense had seven blocks and eight steals while forcing 15 Northwestern turnovers. The Wildcats shot only 34.5 percent and were just 5-of-25 from the 3-point line en route to its second-lowest total of the year.

With its second win of the week, Nebraska improved to 15-11 on the year and moved to 5-10 in Big Ten Conference play. Northwestern (12-13, 3-11 Big Ten) was led by a double-double from Dererk Pardon (13 points and 12 rebounds), while Vic Law scored 15 points and Anthony Gaines added 10 points.

## PALMER SEEKS 2ND STRAIGHT 500-POINT SEASON

Nebraska senior guard James Palmer Jr. comes into Tuesday's game against Penn State needing only 10 points to reach 500 for the season. If he does that, Palmer will become just the eighth player in school history to post consecutive 500-point seasons and the first since Terran Petteway in 2015.

▶ The others on the list include Jerry Fort (1974-75 & 1975-76), Dave Hoppen (1983-84 & 1984-85), Eric Piatkowski (1992-93 & 1993-94), Erick Strickland (1994-95 & 1995-96), Tyronn Lue (1996-97 & 1997-98), Aleks Maric (2006-07 & 2007-08) and Terran Petteway (2013-14 & 2014-15).

## WORTH NOTING

▶ Tuesday's matchup will feature two of the top steals teams in the Big Ten, as Penn State is second at 7.8 spg, while the Huskers rank third at 7.3 spg.

▶ Nebraska ranks in the top 30 nationally in scoring defense, field goal percentage defense and 3-point percentage defense.

▶ Nebraska is 38th in the latest NET rankings released on Feb. 15. All five of NU's remaining regular-season games are currently in Quadrant 1.

▶ According to KenPom, Nebraska's strength of schedule is 12th nationally, as seven of the 12 toughest schedules are by Big Ten teams as of Feb. 16.

▶ Eight of Nebraska's 11 losses have been to teams who have been ranked in the top-15 at some point in the season (Texas Tech, Maryland-2x, Iowa, Michigan State, Ohio State and Wisconsin).

▶ As of the Feb. 15 NET, Nebraska has played 19 of its 25 Division I games against teams in the top two quadrants. Currently, every Big Ten team is in the top-125 of the NET, including eight of the top 50 teams.

▶ With 1,058 career points entering Tuesday's game, James Palmer Jr. is one point shy of Herschell Turner (1,059) for 29th place on NU's scoring list. Turner was NU's first 1,000-point scorer between 1957 and 1960.

▶ Palmer has 12 20-point games this season, more than doubling his career total in 105 games entering this year. That total ranks among the highest 20-point games in a season under Tim Miles.

▶ Palmer has reached double figures in 22 consecutive games dating back to Nov. 20. Over the last two decades, the only Huskers with longer double-figure streaks are Tyronn Lue (36, 1996-97 and 1997-98), Tai Webster (30, 2016-17), Terran Petteway (30, 2013-14 and 2014-15) and Venson Hamilton (24, 1998-99). Palmer's eight-point effort in a win over Missouri State is the only game in the last 40 games he didn't reach double figures dating back to last season.

▶ Palmer is now in sixth place on NU's single-season chart with 156, and is in position to climb on Tuesday. He is two free throws behind Dave Hoppen (158, 1984) for fifth place and needs seven to match his entire 2017-18 total.

▶ Glynn Watson Jr. is one of six players currently on NU's top-10 list in both assists and steals, joining Brian Carr (1984-87), Cookie Belcher (1997-2001), Tyronn Lue (1996-98), Erick Strickland (1993-96) and Clifford Scales (1998-91). Watson is currently in 10th place on NU's assist list (351) and fifth on NU's steals list (168).

▶ Former walk-on Tanner Borchardt has stepped into a crucial role for the Huskers following Isaac Copeland's injury. Borchardt is averaging 6.9 rebounds per game over the Huskers' last seven contests and is averaging 28.1 minutes per game. Prior to Copeland's injury, Borchardt averaged just 2.9 rebounds per game in 12.3 minutes per contest and had never played more than 20 minutes in a game.

▶ Balance has been key for the Husker attack this season. When NU has at least three double-figure scorers, the Huskers are 13-7, but just 2-4 when less than three NU players are in double figures.

▶ Nebraska ranks ninth nationally in average attendance at 15,638 per game as of Feb. 16. Of the eight schools ahead of the Huskers, all eight play in facilities of at least 16,300 seats. NU's attendance is 104 percent of PBA's 15,000-seat capacity.

## Postgame Notes

•-Nebraska held Northwestern to its second-lowest scoring output of the season with 50 points.

•-Nebraska improved to 51-5 under Tim Miles when holding opponents under 60 points, including 17-0 the past three seasons.

•-Isaiah Roby notched his third double-double of the season and seventh of his career with 19 points and 16 rebounds. His 16 rebounds was a career high, while he tied his season-high for blocks with five.

•-Nebraska's seven blocked shots was one off its season high.

•-James Palmer Jr. has reached double figures in 22 consecutive games dating back to Nov. 20, and in 25 of 26 games this season. His six assists were his second-highest total of the season.

## AP TOP 25 (FEB. 11)

No	Team (1st)	Record	Points	Prev.
1	Tennessee (40)	22-1	1,573	1
2	Duke (24)	21-2	1,554	2
3	Gonzaga	23-2	1,457	4
4	Virginia	20-2	1,406	3
5	Kentucky	20-3	1,330	5
6	Michigan	22-2	1,253	7
7	Nevada	23-1	1,230	6
8	North Carolina	19-4	1,178	8
9	Houston	23-1	1,022	12
10	Marquette	20-4	953	10
11	Michigan State	19-5	948	9
12	Purdue	17-6	900	15
13	Villanova	19-5	753	14
14	Kansas	18-6	699	13
15	Texas Tech	19-5	660	18
16	Louisville	17-7	542	16
17	Florida State	18-5	455	22
18	Kansas State	18-5	444	NR
19	LSU	19-4	437	21
20	Wisconsin	17-7	403	19
21	Iowa	19-5	399	20
22	Virginia Tech	18-5	393	11
23	Iowa State	18-6	280	17
24	Maryland	18-6	196	24
25	Buffalo	20-3	170	23

Others receiving votes: Cincinnati 76, Auburn 35, Wofford 22, Washington 17, Lipscomb 6, TCU 5, Texas 3, Clemson 1.

## USA TODAY COACHES TOP 25 (FEB. 11)

No	Team (1st)	Record	Points	Prev.
1	Tennessee (30)	22-1	798	1
2	Duke (2)	21-2	768	2
3	Gonzaga	23-2	734	4
4	Virginia	20-2	689	3
5	Kentucky	20-3	667	5
6	Nevada	23-1	609	6
7	Michigan	22-2	607	7
8	North Carolina	19-4	583	8
9	Houston	23-1	517	12
10	Marquette	20-4	488	9
11	Purdue	17-6	430	15
12	Michigan State	19-5	420	11
13	Villanova	19-5	411	13
14	Kansas	18-6	320	14
15	Texas Tech	19-5	305	18
16	Virginia Tech	18-5	266	10
17	Iowa	19-5	250	20
18	Kansas State	18-5	233	NR
19	Florida State	18-5	211	24
20	Louisville	17-7	207	17
21	Louisiana State	19-4	200	22
22	Iowa State	18-6	194	16
23	Wisconsin	17-7	174	19
24	Buffalo	20-3	86	25
25	Maryland	18-6	65	NR

Others receiving votes: Cincinnati 45; Mississippi State 22; Auburn 20; Washington 16; Furman 13; Wofford 13; Arizona State 8; North Texas 7; Texas 6; Hofstra 6; North Carolina State 5; Mississippi 4; Syracuse 2; Toledo 1.

**QUICK FACTS**

Location ..... Lincoln, Neb.  
 Founded ..... 1869  
 Enrollment ..... 25,820  
 Nickname ..... Cornhuskers, Huskers  
 Colors ..... Scarlet & Cream  
 Conference ..... Big Ten Conference  
 Home Arena/Capacity ..... Pinnacle Bank Arena (15,000)  
 Chancellor ..... Ronnie Green  
 Athletics Director ..... Bill Moos

**BASKETBALL HISTORY**

First year of basketball ..... 1896-97  
 Regular-Season conference titles (Last) ..... 7 (1950)  
 Postseason conference titles (Last) ..... 1 (1994)  
 All-time postseason appearances ..... 25  
 All-time postseason record ..... 23-24  
 NCAA Appearances (last) ..... 7 (2014)  
 NIT Appearances (last) ..... 18 (2018)

**BASKETBALL STAFF**

Head Coach ..... Tim Miles (University of Mary, 1989)  
 Assistant Coaches ..... Armon Gates (1st season)  
 ..... Michael Lewis (3rd season) and Jim Molinari (5th season)  
 Strength Coach ..... Tim Wilson  
 Graduate Managers ..... Dorian Green and Vince Fritz  
 Director of Operations ..... Gregory Eaton  
 Athletic Trainer ..... R.J. Pietig

**2018-19 TEAM INFORMATION**

2017-18 Record ..... 22-11 (16-1 H, 4-8 A, 2-3 N)  
 Big Ten Record (Finish) ..... 13-5 (t-4th)  
 Big Ten Championship ..... 0-1, lost to Michigan, 58-77  
 Postseason ..... 0-1, lost at Mississippi State, 59-66  
 Starters Returning/Lost ..... 3/2  
 Lettermen Returning/Lost ..... 9/6

**NEBRASKA'S CAREER SCORING LIST**

No.	Player, Years	Points
10.	Cookie Belcher, 1997-01	1,552
11.	Rich King, 1988-91	1,475
12.	Venson Hamilton, 1996-99	1,416
13.	<b>Glynn Watson Jr., 2016-pres.</b>	<b>1,356</b>

**NEBRASKA'S CAREER STEALS LIST**

No.	Player, Years	Steals
4.	Clifford Scales, 1988-91	177
5.	<b>Glynn Watson Jr., 2016-pres.</b>	<b>168</b>
6.	Ryan Anderson, 2007-10	166

**NEBRASKA'S CAREER ASSIST LIST**

No.	Player, Years	Assists
8.	Jamar Johnson, 1992-94	355
9.	Clifford Scales, 1988-91	354
10.	<b>Glynn Watson Jr., 2016-pres.</b>	<b>351</b>

**NEBRASKA'S CAREER 3-POINTER LIST**

No.	Player, Years	3-Pointers
6.	Brian Conklin, 2001-04	176
7.	Ray Gallegos, 2010-14	158
8.	<b>Glynn Watson Jr., 2016-present</b>	<b>151</b>

**ALLEN MAKES IMPACT FOR KIDS**

Sophomore guard Thomas Allen coordinated a back-to-school drive for the kids of Everett Elementary School in Lincoln. Allen spearheaded the efforts, using traditional and social media to get the word out on the event, which took place on Aug. 4. In all, more than five vans of materials were donated that day with other Husker teams and university staffers making contributions for the event.

Allen, Nana Akenten and Isaiah Roby also coordinated a coat drive for the school in conjunction with the Nebrasketball Buddies Clinic in December.

**HUSKERS LIMIT TURNOVERS**

Nebraska has done an exceptional job of limiting turnovers this season. The Huskers are on pace to shatter the school record for fewest turnovers per game. Nebraska is seventh nationally in that category with an average of 9.9 per game.

▶ Nebraska has committed 10 or fewer turnovers in five of the last six games, including a season low of five against No. 24 Maryland on Feb. 6.

▶ Four of the five lowest turnover per game totals have come in Tim Miles' seven seasons at Nebraska.

▶ Three of the top seven teams in terms of turnovers per game are in the Big Ten, as NU is joined by Wisconsin (third) and Michigan (fourth).

**Lowest Turnovers/Game**

Rk	Year	TO/Gm
-	<b>2018-19</b>	<b>9.92</b>
1.	2012-13	10.67
2.	1981-82	10.79
3.	2013-14	10.91
4.	2017-18	10.97

**HUSKER OFFENSIVE NOTES**

Despite the offensive struggles since Isaac Copeland's season-ending injury, NU comes into the Penn State game averaging 71.9 points per game. The Huskers have scored at least 70 points 14 times, including seven games of at least 80 points.

▶ Nebraska is 47th nationally in offensive efficiency according to KenPom through Feb. 13. In the KenPom era, only the 2003-04 team (25th) ranked in the top-50 nationally in offensive efficiency.

▶ Nebraska is 14-4 when averaging at least one point per possession, but 1-7 when held under one point per possession.

▶ The Huskers have shown signs of breaking out of an offensive slump. In a six-game stretch from Jan. 17-Feb. 6, NU shot just 33 percent and averaged 58.8 points per game. NU also failed to score one point per possession in each of those contests. In the last three games, NU is shooting 40 percent from the field, including 35 percent from 3-point range.

▶ The Huskers scored 106 points against Mississippi Valley State, the Huskers' highest total since the 2005-06 campaign.

▶ Nebraska opened the season with four straight games scoring at least 80 points, marking the first time NU has accomplished that since the 1996 NIT.

▶ Nebraska scored 94 points in the win over Creighton, its third-highest total in 52 meetings in the series.

The solid offensive effort is not surprising based on what the Huskers brought back from last year's team that went 22-11, as Nebraska brought back its top four scorers for the first time in 15 years, including three players who averaged double figures.

▶ Nebraska returned three double-figure scorers (James Palmer Jr., 17.2, Isaac Copeland Jr., 12.9 and Glynn Watson Jr., 10.5) for the first time since the 1992-93 season (Eric Piatkowski, 14.3; Derrick Chandler, 12.3; Jamar Johnson, 11.2).

▶ Nebraska returned 73 percent of its scoring and 72 percent of its assists from last season. It marked the third time in the last 15 seasons that Nebraska returns at least 70 percent of its scoring from the previous year.

**DOING IT WITH DEFENSE**

For Nebraska, the biggest thing over the last two seasons has been improvements on the defensive end.

Last season, NU went from 13th to sixth in the Big Ten in field goal percentage defense and from 14th to second in 3-point percentage defense. That has continued during the 2018-19 season as we hit the homestretch.

▶ NU ranks in the top-30 nationally in scoring defense (62.9 ppg, 18th), field goal defense (.400, 23rd) and 3-point defense (.304, 29th) as of Feb. 16. The Huskers are also third in the Big Ten in steals (7.3 spg) and fourth in blocked shots (4.3 bpg).

▶ Nebraska's opponents are shooting .400 from the field, which ranks among the best numbers since the 3-point line was established in 1987-88.

▶ Only two opponents have shot over 50 percent against Nebraska in the last 51 games dating back to last season. In 2018-19, NU has held 24 of its 26 opponents under 50 percent shooting, as only Minnesota (Dec. 5) and Purdue (Feb. 6) have shot over 50 percent.

▶ NU has limited 11 opponents to under 0.85 points per possession. Mississippi Valley State and Southeastern Louisiana were held to 0.47 points per possession, the lowest number in Tim Miles' seven years at NU. On the season, the Huskers are 31st in Kenpom's adjusted defense through Feb. 16.

▶ The Huskers have held six opponents to their lowest offensive total of the season.

▶ Under Miles, the Huskers are 51-5 (.911) when holding foes under 60 points, including 17-0 the past three years.

▶ Under Miles, the Huskers are 59-18 (.766) when holding opponents under 40 percent shooting, including 22-4 (.846) over the past three seasons.

**Lowest Opp. FG Pct Since 1988**

Rk.	Year	Opp FG Pct.
1.	2010-11	.389
-	<b>2018-19</b>	<b>.400</b>
2.	1997-98	.400
3.	2003-04	.400
4.	2007-08	.402
5.	2014-15	.404
6.	2002-03	.408
7.	1996-97	.410

**Charting Defensive Improvement**

Category	2016-17 Season	2017-18 Season	2018-19 Season
	Overall (Conf. Rk.)	Overall (Conf. Rk.)	Overall (Conf. Rk.)
PPG Allowed	73.0 (12)	68.6 (10)	62.9 (3)
FG Pct. Def.	.447 (13)	.423 (6)	.400 (5)
3-Pt. Pct. Def.	.399 (14)	.322 (2)	.304 (2)

**NEW GAME, SAME NUMBER FOR PALMER**

While senior guard James Palmer Jr. switched from No. 24 to No. 0 in the offseason, the All-American candidate continues to produce at a high level. Earlier this season, he was named to the midseason watch list for both the Wooden and Lute Olson awards, and is currently averaging 18.8 points, 4.3 rebounds, 3.2 assists and 1.3 steals per game.

▶ He is among the Big Ten leaders in scoring (third), assists (eighth), steals (10th), free throw percentage (.788, 10th), and 3-pointers per game (1.9, 14th).

▶ Palmer's scoring average is the highest by a Husker since Tyronn Lue averaged 21.2 ppg in 1997-98. Palmer has flirted with 20.0 ppg for most of the year, as only six Husker players have ever averaged 20.0 ppg in a season.

▶ He is on pace to post one of the highest scoring averages in Nebraska history. Only two players - Terran Petteway and Dave Hoppen - have averaged 18.0 ppg as a Husker during their career.

▶ His Husker career scoring average of 17.9 points per game is third among Big Ten players and 10th among all power conference players spanning the last two seasons.

▶ Palmer has shown the ability to get to the free throw line, as he ranks in the top-10 nationally in both free throws (156, 11th) and attempts (198, 10th), while shooting a career best 78.8 percent from the foul line. Entering this year, Palmer was a career 72 percent shooter.

▶ Palmer has reached double figures in 56 of 59 career games at Nebraska, including 20 20-point efforts and a pair of 30-point performances.

▶ He had his most recent 20-point effort against Minnesota when he had a game-high 24 points on 7-of-10 shooting and went 8-of-10 from the line, including a pair of free throws with 1.1 seconds left to give Nebraska a 62-61 win.

▶ He joined an exclusive club at Nebraska on Feb. 6, as he became the Huskers' 30th 1,000-point scorer. He reached the 1,000-point mark in 56 career games, the second-fastest player to reach that milestone. He is also just the third player to reach 1,000 points in his first two seasons at NU, joining Terran Petteway and Dave Hoppen.

▶ Palmer had 24 points, including 11-of-11 from the foul line, and a team-high eight caroms against No. 6 Michigan State.

▶ He put together one of his best all-around games at No. 25 Indiana with 11 points along with a career-high nine rebounds and season-high seven assists.

▶ Palmer led NU with 26 points at Maryland while adding seven rebounds, four assists and a career-high five steals.

▶ Palmer enjoyed one of the best performances of his career with a 30-point game against Creighton. The effort included a career-high six 3-pointers.

▶ He turned in a strong performance in the Huskers' win at Clemson, scoring 14 of his 20 points in the second half and also snaring a career-high nine rebounds.

▶ Finished with 29 points against Seton Hall, the third-highest scoring night in his career, as he scored 18 of his points in the second half.

Last season, Palmer averaged 17.2 points, 4.4 rebounds and 3.0 assists per game in leading the Huskers to a 22-11 record and an NIT berth. Palmer reached double figures in 31 of 33 games in his first season at Nebraska, including eight 20-point efforts. Palmer's junior year was highlighted by a career-high 34-point effort at Ohio State. Palmer joins Purdue's Carsen Edwards as returning first-team All-Big Ten selections by the conference coaches.

▶ Palmer averaged 18.8 points per game in Big Ten play last year, which is the highest average in conference play since Aleks Maric averaged 18.9 ppg in 2006-07. It is also the most by a returning Big Ten player since Tim Frazier in 2012-13.

**Highest NU Career Scoring Average** (min. 675 points)

No.	Player (Years)	G	Pts.	Avg.
1.	Dave Hoppen (1983-86)	111	2,167	19.5
2.	Terran Petteway (2014-15)	63	1,143	18.1
-	<b>James Palmer Jr. (2018-Pres.)</b>	<b>59</b>	<b>1,058</b>	<b>17.9</b>
3.	Jerry Fort (1973-76)	105	1,882	17.9
4.	Tom Baack (1966-68)	75	1,299	17.3

**Fastest Huskers to 1,000 Points**

No.	Player	Games
1.	Terran Petteway	55
2.	James Palmer Jr.	56
3.	Dave Hoppen	58

**WATSON KEYS HUSKER ATTACK**

Glynn Watson Jr. is in his fourth year as Nebraska's starting point guard and is currently averaging 12.1 points, 4.0 rebounds and 3.1 assists per game.

▶ Watson will make his 104th career start on Tuesday which ranks fifth on NU's career list. He has played all 124 games of his collegiate career.

▶ His on-ball defense has been instrumental in Nebraska ranking among the national leaders in field goal and scoring defense, as he can switch on bigger guards and some forwards.

▶ Watson has been in double figures 18 times this season, including his first career double-double with 10 points and 10 assists in the win over Cal State Fullerton.

▶ Watson put together a strong effort against Minnesota on Feb. 13, finishing with 19 points, while limiting Amir Coffey to 11 points on 4-of-10 shooting.

▶ He had an 18-point performance against Ohio State, which included going 7-of-7 from the foul line.

▶ He turned in a strong effort at No. 25 Indiana, scoring 12 of his 15 points in the second half, while adding five rebounds and two steals.

▶ Watson led NU to a win over Penn State with 19 points and three assists. He scored eight straight Husker points late in the second half to extend a one-point lead.

▶ He guided the Husker attack in the win over Creighton with 13 points, five assists and a season-high three steals, while holding Creighton's Ty-Shon Alexander to just 2-of-10 shooting.

▶ Watson led NU with a season-high 20 points and a career-high nine boards against Western Illinois.

▶ He showed his playmaking ability by dishing out eight assists and totaling 14 points in the win over Seton Hall.

▶ His older brother Demetri McCamey was an All-Big Ten guard at Illinois during the 2009-10 season.

▶ Watson is one of three alumni of St. Joseph to reach 1,000 points at Nebraska, joining Carl Hayes (1,136, 1990-92) and Clifford Scales (1,136, 1988-91). All three played for legendary high school coach Gene Pingatore, who is in his 50th year as coach at St. Joseph and has won over 1,000 games at the school.

**Watson on Husker Career Charts**

Category	Watson	NU Rank	# to Next
Points	1,356	13th	60 (12th)
Steals	166	5th	9 (4th)
3-Pointers	151	8th	7 (7th)
Assists	351	10th	3 (9th)

**Watson on Big Ten Charts (as of Feb. 17)**

Category	Watson	Big Ten Rank
Assists	3.1 apg	12th
Steals	1.2 spg	11th
Assist-to-Turnover Ratio	2.1-to-1	7th
3-Pointers/Gm	1.9	15th

**HUSKER BASKETBALL ON THE RADIO**

The Husker IMG Sports Network will continue the strong tradition of broadcasting excellence in 2018-19.

In Nebraska, KXSP AM 590 ESPN (590 AM) serves as the Omaha affiliate. KXSP-AM's strong signal reaches a good portion of the Midwest day and night, including parts of Iowa, Minnesota, Missouri and Kansas. KLIN (1400 AM) serves as the Lincoln affiliate while KRVN (880 AM) is a powerful central Nebraska affiliate that reaches around the state.

All broadcasts are heard live on Huskers.com, the Husker App, the TuneIn Radio App and TuneIn.com/Huskers while select games are available on SiriusXM Satellite Radio.

Kent Pavelka returns behind the microphone to handle his 32nd overall season calling Husker hoops in 2018-19. Pavelka previously called Nebraska basketball for two long stints between 1974 and 1996 before returning to the Husker basketball play-by-play chair prior to the 2006-07 season. A six-time winner of the Nebraska Sportscaster-of-the-Year Award, Pavelka also handled color analyst duties on NU football broadcasts from 1974 to 1983, and was the play-by-play announcer from 1983 to 1996. Pavelka was honored in January 2009 with the Bud Cuca Special Merit Award given by the Nebraska Basketball Hall of Fame for his contributions to the NU men's basketball program.

Alongside Pavelka as color analyst will be former Husker point guard Jake Muhleisen, who begins his first full season on the broadcast team. Muhleisen, who has served in a part-time role for the network for the last few seasons, was a four-year starter and three-year captain for the Huskers from 2002-05.

Ben McLaughlin will also be part of the broadcast team for selected broadcasts. McLaughlin co-hosts Sports Nightly and is part of the network's football and baseball broadcast teams.

In addition to unmatched game coverage, Sports Nightly airs Monday-Friday evenings for three hours year round across the network. During the basketball season, Sports Nightly features a weekly basketball radio show with Coach Miles and Husker assistant coaches.

**2018-19 AFFILIATES**

City.....	Station.....	Frequency
Ainsworth .....	KBRB-AM .....	1400
Alliance .....	KCOW-AM .....	1400
Broken Bow .....	KBBN-FM .....	95.3
Chadron .....	KCSR-AM .....	610
Columbus .....	KJSK-AM.....	900
Cozad .....	KAMI-AM.....	1580
Falls City.....	KTNC-AM.....	1230
Fremont .....	KFMT-FM .....	105.5
Grand Island .....	KRGI-AM .....	1430
Hastings .....	KHAS-AM .....	1230
Holdrege .....	KUVR-AM.....	1380
Imperial .....	KADL-FM.....	102.9
Kearney.....	KGFW-AM .....	1340
Lexington.....	KRVN-AM.....	880
Lincoln .....	KLIN-AM .....	1400
McCook .....	KSWN-FM .....	93.9
Nebraska City.....	KNCY-AM .....	1600
Norfolk.....	KNEN-FM .....	94.7
North Platte.....	KODY-AM .....	1240
Omaha.....	KXSP-AM.....	590
Scottsbluff .....	KNEB-AM .....	960
Sidney.....	KSID-AM .....	1340
Superior.....	KRFS-AM .....	1600
Superior .....	KRFS-FM .....	103.9
Valentine .....	KVSH-AM .....	940

**HUSKER BASKETBALL RADIO SHOW**

Date .....	Coach .....	Location
Feb. 26.....	Head Coach Tim Miles.....	HopCat
March 7 .....	Head Coach Tim Miles .....	HSN Studio

**BIG TEN TEAM RANKINGS (FEB. 17)**

Category	Overall (Rk.)	B1G (Rk.)
Scoring Offense	71.9 (7)	65.4 (9)
Scoring Defense	62.9 (3)	68.5 (8)
Scoring Margin	+9.0 (4)	-3.1 (9)
Free Throw Pct.	.712 (7)	.708 (8)
Field Goal Pct.	.429 (11)	.395 (13)
Field Goal Pct. Def.	.400 (4)	.431 (5)
3-Point Pct.	.338 (9)	.306 (13)
3-Point Pct. Def	.304 (2)	.351 (10)
Rebounding Margin	-1.1 (12)	-4.3 (12)
Blocked Shots	4.3 (4)	3.8 (6)
Assists	13.2 (10)	11.7 (10)
Steals	7.3 (3)	6.3 (6)
Turnover Margin	+3.6 (4)	+2.1 (4)
3-Pointers/Gm	7.7 (5)	6.5 (10)

**BIG TEN INDIVIDUAL LEADERS (FEB. 17)**

Category	Name	Overall (Rk.)	B1G (Rk.)
Scoring	Palmer Jr.	18.8 (3)	17.9 (4)
	Copeland Jr.	14.0 (19)	-
	Watson Jr.	12.1 (31)	-
	Roby	-	12.2 (23)
Rebounding	Copeland Jr.	5.4 (19)	-
	Roby	7.2 (11)	7.9 (7)
Assists	Watson Jr.	3.1 (12)	-
	Palmer Jr.	3.2 (8)	3.5 (6)
FG Pct.	Copeland Jr.	.525 (12)	-
FT Pct.	Palmer Jr.	.788 (10)	-
Steals	Watson Jr.	-	-
	Allen	1.5 (4)	1.3 (10)
	Roby	1.4 (8)	1.3 (10)
	Watson Jr.	1.2 (11)	-
3 Pt.	Palmer Jr.	1.3 (10)	1.5 (6)
	Watson Jr.	1.9 (15)	-
Blocks	Palmer Jr.	1.8 (18)	-
	Roby	1.8 (4)	2.1 (2)
Asst-to-TO	Watson Jr.	2.1 (7)	-
	Palmer Jr.	1.4 (10)	1.4 (7)

**2018-19 HUSKER DOUBLE-DOUBLES**

Isaac Copeland Jr. vs. Seton Hall	18 pts./10 reb.
Glynn Watson Jr. vs. Cal State Fullerton	10 pts/10 asst.
Isaiah Roby vs. Penn State	22 pts./11 reb.
Isaiah Roby vs. Maryland	20 pts./14 reb.
Isaiah Roby vs. Northwestern	19 pts./16 reb.
Tanner Borchardt at Illinois	12 pts./18 reb.

**2018-19 TEAM LEADERS**

**Double-Figure Scoring Games:** ..... Palmer 25; Copeland 16; ..... Watson 18; Roby 12; Allen 9; Akenten 2; Heiman 1; Borchardt 1

**10+ Rebounding Games:**..... Heiman 1; Copeland 1; Borchardt 1 .....Roby 3; Thorbjarnarson 1

**Double-Doubles:** .... Roby 3; Copeland 1; Watson 1; Borchardt 1

**20-Point Games:** ..... Palmer 12; Copeland 3; Roby 3; Watson 1

**30-Point Games:** ..... Palmer 1

**Games Leading NU in Scoring:\*** ..... Palmer 14; Copeland 4; Watson 4; Roby 4; Allen 1

**Games Leading NU in Rebounding:\*** ..... Roby 13; Copeland 5; ..... Watson 3; Palmer 4; Heiman 1; Borchardt 3; ..... Thorbjarnarson 1; Akenten 1; Allen 1

**Games Leading NU in Assists:\*** ..Palmer 12; Watson 10; Allen 4; .....Copeland 2; Roby 5; Thorbjarnarson 1

**Games Leading NU in Blocks\*** ..Roby 18; Copeland 5; Heiman 4; .....Palmer 4; Borchardt 3; Watson 2; Allen 2; Akenten 1

**Games Leading NU in Steals**..... Roby 12; Palmer 11; Allen 9; ..... Watson 6; Copeland 4; Heiman 1; ..... Borchardt 2; Akenten 2; Harris 1

\*..Includes Ties

**ROBY FILLS STAT SHEET**

Isaiah Roby compliments the Husker attack with a unique skill set. The 6-foot-8 junior averages 11.2 points, 7.2 rebounds, 2.0 assists, 1.8 blocks and 1.4 steals per game. He leads the Huskers in blocked shots and rebounding and is the only Big Ten player ranked in the top 10 in the conference in both blocked shots and steals as of Feb. 16.

▶ Roby comes off one of the best performances of the year, as he had 19 points, 16 rebounds, five blocked shots, two steals and two assists in NU's 59-50 win over Northwestern. His 16 rebounds was a career high while his five blocked shots matched a season best.

▶ He is one of only six players nationally and three in power conferences averaging at least 1.3 blocks and 1.3 steals per game as of Feb. 16. The others are Duke's Zion Williamson and Washington's Matisse Thybulle.

▶ Roby has played his best against NU's toughest foes, averaging 13.3 points, 7.7 rebounds and 2.0 blocks per game in NU's six games against nationally ranked opponents.

▶ Roby had 10 points at No. 15 Purdue, but led NU in assists (four), steals (two) and blocked shots (one).

▶ He collected his second double-double against No. 24 Maryland on Feb. 6 with 20 points, a career-high 14 rebounds and a season-high five blocked shots.

▶ Roby put together a strong effort against No. 24 Wisconsin on Jan. 29 with 18 points, nine rebounds, three assists and two blocked shots.

▶ He keyed NU's 70-64 win over Penn State with 22 points on 8-of-9 shooting, along with 11 rebounds and four blocked shots.

▶ His dunk against Seton Hall on Nov. 14 marked the fourth time he's had a top-10 play on SportsCenter at NU, including highlight dunks vs. Rutgers (2018) and at Indiana (2016).

**ALLEN ANSWERS THE BELL**

Sophomore Thomas Allen has emerged during his sophomore campaign, averaging 8.9 points per game on 44 percent shooting, including 39 percent from 3-point range, while chipping in 2.9 rebounds, 2.0 assists and 1.5 steals per game. He has been in double figures nine times after reaching double figures twice as a freshman. Allen is fourth in the Big Ten in steals per game and is second on the team in assist-to-turnover ratio (1.89-to-1).

▶ He has been in double figures in eight of NU's last 17 games after reaching double figures once in the Huskers' first nine contests.

▶ Since the injury to Isaac Copeland Jr., Allen has averaged 10.3 points per game.

▶ Allen had a career night at No. 15 Purdue when he came off the bench to tie his career high with 18 points, including 5-of-6 from 3-point range.

▶ In Wednesday's win over Minnesota, Allen led the Huskers with a career-high nine rebound while also chipping in seven points and a team-high three assists.

▶ Allen also had 18 points, five assists and four rebounds against Creighton and had 14 points on 5-of-7 shooting against Oklahoma State after missing most of the week with an illness.

**TANNER'S BIG DAY**

Senior Tanner Borchardt put together the finest effort of his career against Illinois on Feb. 2. The former walk-on from Gothenberg, Neb., posted personal bests in points (12), rebounds (18) and minutes (32) in just the third start of his career. Borchardt's 18-rebound effort was not only a career high, but matched the highest total by any Husker in more than a decade.

▶ Borchardt's 18 rebounds tied for the fifth-best rebound day in the last 25 years of Husker basketball, and was the most since Aleks Maric snared 19 rebounds against Missouri on Feb. 24, 2007.

▶ His 18-rebound effort tied for the third-highest total by a Big Ten player this season. Only Jordan Murphy, who had 21 rebounds against Penn State on Jan. 19, and Bruno Fernando, who had 19 against the Huskers on Feb. 6, have grabbed more rebounds in a Big Ten game than Borchardt this season.

▶ Borchardt's 11 offensive rebounds marked only the fourth time in the last nine seasons that a Big Ten player totaled at least 11 offensive rebounds in a game. Borchardt joins Jared Sullinger (2-29-12 vs. Northwestern), Gabriel Olaseni (1-24-15 vs. Purdue) and Dererk Pardon (1-2-18 vs. Nebraska) as the only Big Ten players to accomplish the feat.

▶ He showed his toughness against Indiana on Jan. 15, putting up seven points and five rebounds in 17 minutes despite missing shoot around with tooth pain that required a root canal upon returning to Lincoln.

▶ Borchardt has grabbed seven or more rebounds four times this season after grabbing a total of 45 rebounds in his collegiate career entering this season.

**Most Rebounds By a Husker in a Game (last 25 seasons)**

No	Reb.	Name	Opponent	Date
1.	21	Kimani Ffriend	Oral Roberts	12/22/99
2.	19	Aleks Maric	Missouri	2/24/07
	19	Steffon Bradford	Eastern Illinois	11/23/99
	19	Kimani Friend	Baylor	1/22/00
5.	18	Tanner Borchardt	at Illinois	2/2/19
	18	Ed Morrow Jr.	Gardner-Webb	12/18/16
	18	Venson Hamilton	vs. Old Dominion	12/30/96

**Roby on Big Ten Charts (as of Feb. 17)**

Category	Roby	Big Ten Rank
Rebounds	7.2 rpg	11th
Steals	1.4 spg	8th
Blocks	1.8 bpg	4th

**Power Conference Players w/45 Assists & Blocks in 2018-19 ( as of Feb. 17)**

Player	School	Assists	Blocks
Zion Williamson	Duke	57	48
Bruno Fernando	Maryland	50	49
Nicolas Claxton	Georgia	53	64
Isaiah Roby	Nebraska	51	46
Matisse Thybulle	Washington	56	53

*CBB at Sports Reference*



## BENCH LOOKS TO CREATE A SPARK

With the loss of Isaac Copeland Jr., the Husker bench will be counted on to make a significant impact. NU's bench features sophomores Thorir Thorbjarnarson and Nana Akenten and freshmen Amir Harris and Brady Heiman.

- ▶ Thorbjarnarson has played in 16 games, averaging 1.4 points and 2.2 rebounds per game. He has reached double figures in minutes in four of the last six games, a stretch where he averaged 3.7 rebounds and 1.2 assists per game. Against No. 24 Wisconsin, he had 10 rebounds in 17 minutes. He added six boards and three assists in 17 minutes against Illinois
- ▶ Akenten has started twice and is averaging 4.2 points and 2.6 rebounds per game. He is fifth on the team with 22 3-pointers and has a pair of double-figure efforts. He had a career-high 18 points off the bench against Mississippi Valley State, including five 3-pointers, in just 13 minutes. He also had 11 points in the win over Missouri State and nine points in a start against Cal State Fullerton.
- ▶ Heiman has played in 22 games, averaging 2.2 points and 2.1 rebounds per game in just under 10 minutes per contest. He had 10 points against Southeastern Louisiana and nine points at Minnesota. He grabbed 13 rebounds in NU's opener against MVSU.
- ▶ Harris has played in 18 games, averaging 1.1 points and 1.9 rebounds per game. He missed nearly a month of action with mono and has played in nine of the Huskers' last 10 games since returning to action. He had season bests in points (six) and rebounds (five) against Mississippi Valley State.

## COPELAND'S STRONG SENIOR CAMPAIGN DERAILED BY INJURY

Senior forward Isaac Copeland Jr. was putting together a strong senior year before suffering a torn left ACL on Jan. 26 against Ohio State. Copeland had surgery on his knee on Friday, Feb. 1. After earning honorable-mention All-Big Ten honors as a junior, Copeland raised many of his numbers in 2018-19, averaging 14.0 points, 5.6 rebounds and 1.1 steals and 0.9 blocks per contest.

- ▶ Including his two-plus seasons at Georgetown, Copeland finished his collegiate career with over 1,300 points, 600 rebounds and nearly 100 blocked shots.
- ▶ Copeland reached double figures 16 times this season, including a trio of 20-point efforts (vs. Missouri State, vs. Texas Tech and at Iowa). He had a season-high 24-point effort at No. 25 Iowa on Jan. 6
- ▶ He had 11 career 20-point games (7 at Nebraska, 4 at Georgetown), including a pair of 30-point games. Copeland had 30 points against North Dakota in 2017 and a career-high 32-point night against Marquette while at Georgetown.
- ▶ Copeland earned his undergraduate degree in sociology last May and is currently working on his Master's Degree.

## HUSKER COMEBACK

Wednesday's win over Minnesota on Feb. 13 marked the Huskers' largest comeback of the year, as Nebraska overcame a pair of 11-point deficits in the first half. Prior to Wednesday, the largest deficit the Huskers overcame this season was seven against Oklahoma State in Sioux Falls on Dec. 16.

- ▶ The 11-point deficit marked the largest home deficit NU has overcome since Nov. 25, 2014, against Omaha. NU's last three double-figure comebacks before Wednesday had been on the road.
- ▶ Nebraska has had at least one double-digit comeback in each of Tim Miles' seven seasons and in 11 straight seasons dating back to the 2008-09 campaign.

NU Double-Digit Comebacks Under Tim Miles

Year	Opponent	Deficit
2012-13	Iowa	19
2013-14	Indiana	16
2014-15	Omaha	16
2016-17	at Maryland	13
2015-16	Rhode Island	11
2016-17	at Ohio State	11
2017-18	at Wisconsin	11
2018-19	Minnesota	11

## FILLING UP PINNACLE BANK ARENA

Pinnacle Bank Arena will be full every game in 2018-19, as the NU Athletic Ticket Office announced on September 25 that general public season tickets were sold out for the 2018-19 season. In all, nearly 15,000 season tickets have been sold for the 2018-19 season, including the Red Zone student section.

Since moving into PBA in 2013-14, the Huskers have ranked in the top-15 in attendance nationally all five years, and are one of only nine schools in the country to average 15,000+ fans per contest in that span.

Pinnacle Bank Arena Attendance

Season	Average (Rank)
2018-19	15,638 (9th)
2017-18	15,494 (11th)
2016-17	15,427 (11th)
2015-16	15,430 (11th)
2014-15	15,569 (10th)
2013-14 (1st year of PBA)	15,419 (13th)

## PROTECTING THE VAULT

The Huskers have been strong at protecting its home court at Pinnacle Bank Arena since it opened in the fall of 2013. NU has posted a 70-28 (.714) all-time record in Pinnacle Bank Arena.

- ▶ Over the last two seasons, the Huskers are 27-5 (.843) with four of the losses coming to ranked teams.
- ▶ NU tied a school record with 20 straight home wins from Dec. 20, 2017 to Jan. 10, 2019. It tied the school record which was originally set during the 1965-66 and 1966-67 seasons.
- ▶ Nebraska went a perfect 9-0 at home in Big Ten play in 2017-18, the first time NU went unbeaten in conference play at home since the 1965-66 season.

Nebraska's Longest Home Win Streaks

Rk.	No.	Dates
1.	20	Dec. 20, 2017-Jan. 17, 2019
	20	Dec. 7, 1965-March 4, 1967
3.	19	Jan. 12, 1912-Jan. 23, 1914

## HUSKERS ANNOUNCE FALL RECRUITING CLASS

University of Nebraska men's basketball coach Tim Miles announced a three-member fall recruiting class which includes high school seniors Mika Adams-Woods and Akol Arop and junior college transfer Jervay Green. All three players will start their Husker careers in the 2019-20 campaign.

Name	Pos.	Ht.	Wt.	Hometown
Mika Adams-Woods	G	6-3	185	Syracuse, N.Y.
Akol Arop	F	6-5	190	Omaha, Neb.
Jervay Green	G	6-3	200	Denver, Colo.

**Mika Adams-Woods** (pronounced MY-ka): Adams-Woods attends New Hampton School where he is in his second season playing for Coach Nickolas Whitmore. Adams-Woods was rated as the No. 10 prospect in New England by the New England Recruiting Report and the No. 2 player in the state. A consensus three-star recruit, Adams led New Hampton to a runner-up finish at the NEPSAC AAA Championship in 2018. He was a second-team All-NEPSAC selection after averaging 16.1 points, 5.1 rebounds, 4.2 assists and 1.9 steals per game last season and was chosen as the team's MVP.

**Akol Arop** (pronounced A-Cul): Considered to be the best prospect in the state in this year's senior class, Arop is a senior at Creighton Prep in Omaha. He is listed as a three-star prospect by both Rivals and 247Sports. Last season, Arop led Coach Josh Luedtke's squad to a 26-1 record and the Class A (largest class) state title. He was a first-team all-state selection from both the Omaha World-Herald and the Lincoln Journal Star, as he averaged 16.0 points, 9.7 rebounds and 2.1 blocks per game.

**Jervay Green:** The lone junior college transfer in this fall's signing class, Jervay Green plays for Cory Fehringer at Western Nebraska Community College. The 6-foot-3 guard helped Western Nebraska CC to a 27-8 record and the program's first regional title in 17 years in 2018. A third-team preseason All-American by Street and Smith's, Green has helped the school to a top-15 national ranking this fall, as he is averaging 24.4 ppg on 55 percent shooting, while adding 5.8 rebounds and 4.8 assists per game through Feb. 6. He set Nebraska Western's school record with a 51-point game in December of 2018.

## FIVE HUSKERS NAMED TO ATHLETIC DEPARTMENT HONOR ROLL

Five members of the Husker basketball team were honored on Feb. 7, as they were named to the NU Athletic Department Honor Roll for the fall semester.

The group included seniors Tanner Borchardt, Isaac Copeland Jr. and Johnny Trueblood, as well as sophomore Thorir Thorbjarnarson and redshirt freshman Justin Costello. It is the sixth time that Borchardt has garnered the honor, while Trueblood (fourth), Copeland (second), Thorbjarnarson (second) and Costello (second) are all multiple-time recipients.

To qualify for the honor roll, student-athletes must have a 3.0 GPA for the previous semester.



**TIM MILES**  
University of Mary ('89)  
Seventh Season at Nebraska  
24th Season as a Head Coach

**HEAD COACHING EXPERIENCE**  
Nebraska, 2012-present;  
Colorado State, 2007-12;

North Dakota State, 2001-07; Southwest Minnesota State, 1997-2001; Mayville State, 1995-97.

**ASSISTANT COACHING EXPERIENCE**  
Northern State, 1989-95

**FAMILY**  
Wife, Kari  
Children: Son, Gabriel; Daughter, Ava

- COACHING HONORS**
- Jim Phelan National Coach of the Year, 2014
  - Big Ten Coach of the Year, 2014
  - Mayville State Hall of Fame, 2016
  - Northern State University Hall of Fame
  - Jim Kretchman Coaching Award, 2014
  - USBWA District VIII Coach of the Year, 2012
  - CollegenInsider.com Mountain West Coach of the Year, 2010
  - University of Mary Hall of Fame Inductee, 2007
  - CBSSportsline Division I Independent Coach of the Year, 2005-06
  - North Central Region Coach of the Year, 2000-01
  - Northern Sun Conference Coach of the Year, 2000-01
  - NDCAC Coach of the Year, 1995-96

**YEAR-BY-YEAR TOTALS**

Year	Team	Record	Pct.
1995-96	Mayville State	17-11	.607
1996-97	Mayville State	18-11	.621
Two seasons at Mayville St.		35-22	.614
1997-98	SW Minnesota State	16-11	.593
1998-99	SW Minnesota State	16-11	.593
1999-00	SW Minnesota State	18-10	.643
2000-01	SW Minnesota State	28-7	.800
Four seasons at SW Minn. St.		78-39	.667
2001-02	North Dakota State	11-15	.423
2002-03	North Dakota State	20-11	.645
2003-04	North Dakota State	16-13	.552
2004-05	North Dakota State	16-12	.571
2005-06	North Dakota State	16-12	.571
2006-07	North Dakota State	20-8	.714
Six seasons at NDSU		99-71	.582
2007-08	Colorado State	7-25	.219
2008-09	Colorado State	9-22	.290
2009-10	Colorado State	16-16	.500
2010-11	Colorado State	19-13	.594
2011-12	Colorado State	20-12	.625
Five seasons at CSU		71-88	.447
2012-13	Nebraska	15-18	.455
2013-14	Nebraska	19-13	.594
2014-15	Nebraska	13-18	.419
2015-16	Nebraska	16-18	.471
2016-17	Nebraska	12-19	.387
2017-18	Nebraska	22-11	.667
2018-19	Nebraska	15-11	.577
Seven seasons at NU		112-108	.509
Career	24 seasons overall	395-328	.546

A proven program builder who has enjoyed success at the Division I, Division II and NAIA levels, Tim Miles was named the 27th basketball coach at the University of Nebraska on March 24, 2012. He is believed to be the only active coach who has made national tournament appearances at four-year schools at the Division I, Division II and NAIA levels.

In 2017-18, Miles guided Nebraska to one of its most successful seasons in school history. The Huskers won 22 games, a total which ranks second on school charts. Nebraska went 13-5 in the Big Ten, breaking a school mark for conference wins which had stood for more than five decades. James Palmer Jr. and Isaac Copeland Jr. both earned All-Big Ten honors, while Palmer also captured first-team all-district honors by the NABC and the USBWA.

During the 2016-17 season, the Huskers won a pair of games over ranked teams, including Big Ten regular-season champion Purdue, as they played 20 games against teams which reached postseason play. In 2015-16, Miles guided a youthful Husker team to 16 wins against a schedule featuring 11 ranked opponents. Shavon Shields repeated as a first-team Academic All-American and was a second-team All-Big Ten pick.

In 2014-15, the Huskers garnered their first national ranking since 1995 and enjoyed record-setting attendance numbers, establishing a school-record attendance of 15,569 fans per game to rank 10th nationally. Terran Petteway earned All-Big Ten honors for the second straight year and earned an invitation to training camp with the Atlanta Hawks.

In 2013-14, Miles was named Big Ten Coach of the Year and Jim Phalen National Coach of the Year after guiding the Huskers to an 11-7 Big Ten mark and a fourth-place finish after the team was picked to finish 12th in the preseason. NU's 11 conference wins were its highest total since 1965-66, while the fourth-place finish was the Huskers' best since 1997-98. Miles became the first Husker coach to garner conference coach-of-the-year accolades since 1991 after guiding the Huskers to their first NCAA appearance in 16 years.

Before taking over the Nebraska program, Miles spent the previous five seasons building the Colorado State program. He increased his victory total in each of his five years at CSU, culminating in a 20-12 record and the school's first NCAA appearance in nine seasons during his final year in Fort Collins. After winning 16 games in his first two years, his teams went 55-41 over the last three years, reaching postseason play in each campaign.

The 2011-12 Rams posted the school's first 20-win season since 1997-98 while playing a schedule that was rated as the fourth-toughest in the country. Colorado State set a school record with three wins over ranked teams and placed three players on the All-Mountain West teams, and Miles was named the District VIII Coach of the Year by the U.S. Basketball Writers Association for his efforts. The Rams, one of four Mountain West teams to receive bids in the 2012 NCAA Tournament, averaged 70.1 points per game on the season and topped the Mountain West Conference in field-goal percentage (47.1), 3-point percentage (40.0) and free throw percentage (76.8).

With 24 years of experience as a head coach at five institutions, he has compiled a career record of 395-328 that includes three conference championships and eight postseason tournament appearances, including the 2018 NIT.

Before taking over the Colorado State program, Miles spent six seasons at North Dakota State, guiding the Bison through the transition to the Division I ranks. He won at least 16 games in each of his final five seasons at the school, including the program's first three years at the Division I level. Miles' tenure at NDSU was highlighted by a pair of road wins over top-15 squads in his final two seasons.

Miles showed his ability to turn around programs during his tenure at Southwest Minnesota State University. He took a program that had only one winning season in the previous decade and went 78-39 in his four seasons at the school, recorded the first 20-win season in school history, and led Southwest Minnesota State to its first back-to-back winning seasons in more than two decades.

Miles began his head coaching career at Mayville (N.D.) State University, guiding the program to a 35-22 record from 1995 to 1997 and a pair of conference titles. He began his coaching career as an assistant coach at Northern State for six seasons from 1989-90 through 1994-95 and helped the Wolves to five NAIA playoff appearances and five regional titles. He was the recruiting coordinator for NSU and was responsible for bringing in and coaching five All-Americans at that school.

A native of Doland, S.D., he graduated from the University of Mary in Bismarck, N.D., in 1989 and earned a master's degree in health and physical education from Northern State in Aberdeen, S.D., in 1990. He was inducted into the University of Mary Athletic Hall of Fame in 2007.

**MILES BY THE NUMBERS**

- 1 - Shavon Shields earned first-team CoSIDA Academic All-America honors in 2015 and 2016, the first Husker to earn that honor.
- 2 - At North Dakota State (a Division I independent at the time), Tim Miles went 2-0 against ranked opponents, topping No. 13 Wisconsin in 2005-06 and No. 8 Marquette in 2006-07.
- 3 - Miles was one of only three coaches in Colorado State history to lead the Rams to three consecutive postseason appearances (2010-11-12).
- 4 - Number of former assistants under Miles who are Division I head coaches in 2018-19 (Saul Phillips-Ohio; Craig Smith-Utah State; Niko Medved-Colorado State; Dave Richman-North Dakota State).
- 9 - Number of all-Big Ten performers Miles has coached in his Nebraska tenure, including two-time selections Terran Petteway and Shavon Shields.
- 13 - Nebraska's Big Ten wins in 2017-18, the most conference wins in school history. It broke the record of 12 set in 1965-66 and 1915-16.
- 24 - Seasons that Tim Miles has been a head coach at the college level. His teams have reached postseason play at the Division I, Division II and NAIA levels eight times, including 2017-18.

**94.7** - Percentage of seniors at Nebraska who have received their degree under Miles in the last six seasons.

**Most Wins in School History**

No.	Coach	Years	Wins
1.	Danny Nee	1986-2000	254
2.	Joe Cipriano	1963-80	253
3.	<b>Tim Miles</b>	<b>2012-Pres.</b>	<b>112</b>
4.	Moe Iba	1980-86	106


**Most Conference Wins at Nebraska**

No.	Coach	Years	Record	Pct.
1	Joe Cipriano	1963-80	118-106	.527
2.	Danny Nee	1986-2000	88-116	.431
3.	Moe Iba	1980-86	53-45	.541
4.	<b>Tim Miles</b>	<b>2012-Pres.</b>	<b>51-72</b>	<b>.415</b>
5.	William H. Browne	1932-40	43-46	.483
6.	Harry Good	1946-54	41-53	.436
7.	Jerry Bush	1954-63	38-80	.322

# 2018-19 TV AND RADIO ROSTER




**0 | James Palmer Jr.**  
Sr. | G | 6-6 | 207



**1 | Amir Harris**  
Fr. | G | 6-6 | 205



**4 | Johnny Trueblood**  
Sr. | G | 6-3 | 194




**5 | Glynn Watson Jr.**  
Sr. | G | 6-0 | 180



**10 | Karrington Davis**  
Fr. | G | 6-6 | 215



**11 | Dachon Burke Jr.**  
Jr. | G | 6-4 | 180



**12 | Thomas Allen**  
So. | G | 6-1 | 184



**14 | Isaac Copeland Jr.**  
Sr. | F | 6-9 | 225



**15 | Isaiah Roby**  
Jr. | F | 6-8 | 230



**20 | Tanner Borchardt**  
Sr. | F | 6-8 | 250




**25 | Nana Akenten**  
So. | G | 6-6 | 218



**33 | Justin Costello**  
Rfr. | G | 6-1 | 200



**34 | Thorir Thorbjarnarson**  
So. | G | 6-6 | 206



**45 | Brady Heiman**  
Fr. | F | 6-11 | 215



**Tim Miles**  
Head Coach



**Armon Gates**  
Assistant Coach



**Michael Lewis**  
Assistant Coach



**Jim Molinari**  
Assistant Coach



**Tim Wilson**  
Strength Coach



**Gregory Eaton**  
Director of Basketball Operations



**Matt Holt**  
Video Coordinator



**R.J. Pietig**  
Athletic Trainer



**Pat Norris**  
Equipment Manager



**Sheryl Burbach**  
Assistant Director of Basketball Operations



**Dorian Green**  
Graduate Manager



**Vince Fritz**  
Graduate Manager



## 2018-19 GAME-BY-GAME COMPARISON

Team	FG-FGA	Pct.	3FG-3FGA	Pct.	FT-FTA	Pct.	O-D	Reb.	PF	A	TO	B	S	Pts.	W/L
Mississippi Valley State	13-68	.191	1-15	.167	10-16	.625	17-22	39	21	3	19	1	6	37	
at Nebraska	38-69	.563	15-37	.405	15-24	.625	14-41	55	15	23	11	8	10	106	W
Southwestern Louisiana	15-56	.268	3-17	.176	2-4	.500	9-21	30	18	8	25	2	9	35	
at Nebraska	31-65	.564	8-25	.320	17-22	.773	6-33	39	14	21	15	8	14	87	W
Seton Hall	21-59	.356	2-16	.125	13-20	.650	12-26	38	20	3	14	3	1	57	
at Nebraska	26-63	.413	8-23	.348	20-27	.741	15-29	44	16	15	8	6	7	80	W
vs. Missouri State	24-59	.407	7-24	.292	7-9	.778	11-27	38	14	8	18	1	4	62	
Nebraska	31-61	.508	13-33	.394	10-16	.625	8-26	34	11	21	10	6	9	85	W
vs. Texas Tech	25-57	.439	4-12	.333	16-20	.800	11-27	38	18	10	11	4	3	70	
Nebraska	17-48	.354	5-23	.217	13-21	.619	7-22	29	17	6	14	3	6	52	L
Western Illinois	19-62	.306	7-23	.304	4-5	.800	8-25	33	17	7	14	4	8	49	
at Nebraska	29-63	.460	4-20	.200	11-19	.579	11-36	47	9	12	9	7	8	73	W
at Clemson	26-53	.491	4-12	.333	10-12	.833	10-20	30	14	15	11	3	3	66	
Nebraska	26-55	.473	7-22	.318	9-11	.818	10-19	29	13	10	10	3	5	68	W
Illinois	23-57	.404	6-15	.400	8-13	.114	12-18	30	23	10	15	1	5	60	
at Nebraska	22-46	.478	6-14	.429	25-30	.833	9-26	35	16	13	16	3	8	75	W
at Minnesota	29-56	.518	3-8	.375	24-32	.750	15-22	37	15	15	13	5	4	85	
Nebraska	28-61	.459	7-21	.333	15-19	.789	13-16	29	22	13	10	8	5	78	L
Creighton	26-60	.433	11-27	.407	12-21	.571	13-18	31	16	10	12	1	7	75	
at Nebraska	32-60	.533	14-27	.519	16-20	.800	11-24	35	16	15	10	5	9	94	W
vs. Oklahoma State	23-56	.411	2-15	.133	8-15	.533	13-21	34	19	9	19	4	6	56	
Nebraska	23-53	.472	8-18	.444	21-23	.913	7-21	28	13	13	12	5	10	79	W
Cal State Fullerton	25-66	.379	4-19	.211	8-16	.500	15-34	39	24	8	16	4	4	62	
at Nebraska	26-59	.441	10-22	.455	24-38	.632	8-30	38	11	18	7	4	6	86	W
Southwest Minn. State	16-53	.302	3-21	.143	3-5	.600	6-24	30	14	6	15	5	4	38	
at Nebraska	29-66	.439	11-24	.458	10-11	.909	14-33	47	10	15	6	1	12	79	W
at Maryland	28-60	.467	8-17	.471	10-14	.714	14-24	38	17	11	13	4	4	74	
Nebraska	24-51	.471	9-22	.409	15-23	.652	7-21	28	17	11	10	4	7	72	L
at No. 25 Iowa	27-59	.458	10-22	.455	29-32	.906	12-28	40	22	16	13	6	6	93	
Nebraska	30-65	.462	4-23	.167	20-26	.769	9-22	31	25	17	8	3	8	84	L
Penn State	25-69	.362	7-24	.292	7-12	.583	21-25	46	15	11	8	4	3	64	
at Nebraska	27-55	.491	9-23	.391	7-11	.636	6-26	32	13	13	8	8	7	70	W
at No. 25 Indiana	19-52	.365	2-14	.143	11-19	.579	9-22	31	12	7	13	6	3	51	
Nebraska	27-60	.450	8-24	.333	4-6	.667	11-29	40	18	13	12	3	7	66	W
No. 6 Michigan State	24-55	.436	6-20	.300	16-18	.889	10-32	42	19	13	15	4	5	70	
at Nebraska	22-67	.328	5-26	.192	15-19	.789	16-22	38	19	11	9	2	9	64	L
at Rutgers	27-61	.443	5-13	.385	17-26	.654	14-30	44	19	10	15	5	8	76	
Nebraska	25-60	.417	9-22	.409	10-18	.556	9-25	34	24	12	12	4	11	69	L
Ohio State	24-58	.414	9-27	.333	13-18	.722	14-31	45	14	8	13	1	8	70	
at Nebraska	21-58	.362	8-22	.364	10-12	.833	7-24	31	16	10	11	1	5	60	L
No. 24 Wisconsin	24-55	.436	9-23	.391	5-11	.455	8-29	37	19	12	7	2	4	62	
at Nebraska	17-60	.283	4-20	.200	13-20	.650	18-27	45	16	7	9	2	4	51	L
at Illinois	27-56	.482	8-20	.400	9-23	.391	8-28	36	23	12	10	3	4	71	
Nebraska	25-70	.357	3-23	.130	11-21	.524	21-29	50	22	13	10	2	3	64	L
No. 24 Maryland	22-58	.379	7-20	.350	9-18	.500	12-41	53	19	10	10	5	2	60	
at Nebraska	12-57	.231	4-17	.194	17-26	.654	11-31	42	17	5	5	5	5	45	L
at No. 15 Purdue	27-53	.509	8-20	.400	19-21	.905	12-27	39	17	12	8	7	8	81	
Nebraska	21-55	.382	10-24	.417	10-13	.769	8-16	24	17	13	8	4	2	62	L
Minnesota	25-54	.463	6-14	.429	5-8	.625	10-21	31	14	12	10	4	4	61	
at Nebraska	24-48	.500	5-14	.357	9-13	.692	5-22	27	14	11	11	4	3	62	W
Northwestern	20-58	.345	5-25	.200	5-8	.625	11-31	42	14	8	15	5	4	50	
at Nebraska	21-64	.328	6-22	.273	11-14	.786	14-27	41	9	13	8	7	8	59	W



## NEBRASKA TEAM GAME HIGHS

POINTS	106	MISSISSIPPI VALLEY STATE (11/06/18)
	94	CREIGHTON (12/08/18)
	87	SOUTHEASTERN LOUISIANA (11/11/18)
FIELD GOALS MADE	38	MISSISSIPPI VALLEY STATE (11/06/18)
	32	CREIGHTON (12/08/18)
FIELD GOAL ATTEMPTS	70	at Illinois (02/02/19)
	69	MISSISSIPPI VALLEY STATE (11/06/18)
FIELD GOAL PERCENTAGE	.564 (31-55)	SOUTHEASTERN LOUISIANA (11/11/18)
	.551 (38-69)	MISSISSIPPI VALLEY STATE (11/06/18)
3 PT FIELD GOALS MADE	15	MISSISSIPPI VALLEY STATE (11/06/18)
	14	CREIGHTON (12/08/18)
3 PT FG ATTEMPTS	37	MISSISSIPPI VALLEY STATE (11/06/18)
	33	vs Missouri State (11/19/18)
3 PT FG PERCENTAGE	.519 (14-27)	CREIGHTON (12/08/18)
	.458 (11-24)	SOUTHWEST MINN. ST. (12/29/18)
FREE THROWS MADE	25	ILLINOIS (12/02/18)
	24	CAL ST. FULLERTON (12/22/18)
FREE THROW ATTEMPTS	38	CAL ST. FULLERTON (12/22/18)
	30	ILLINOIS (12/02/18)
FREE THROW PERCENTAGE	.913 (21-23)	vs Oklahoma State (12/16/18)
	.909 (10-11)	SOUTHWEST MINN. ST. (12/29/18)
REBOUNDS	55	MISSISSIPPI VALLEY STATE (11/06/18)
	50	at Illinois (02/02/19)
ASSISTS	23	MISSISSIPPI VALLEY STATE (11/06/18)
	21	vs Missouri State (11/19/18)
	21	SOUTHEASTERN LOUISIANA (11/11/18)
STEALS	14	SOUTHEASTERN LOUISIANA (11/11/18)
	12	SOUTHWEST MINN. ST. (12/29/18)
BLOCKED SHOTS	8	PENN ST. (01/10/19)
	8	SOUTHEASTERN LOUISIANA (11/11/18)
	8	MISSISSIPPI VALLEY STATE (11/06/18)
TURNOVERS	16	ILLINOIS (12/02/18)
	15	SOUTHEASTERN LOUISIANA (11/11/18)
FOULS	25	at Iowa (01/06/19)
	24	at Rutgers (01/21/19)

## NEBRASKA TEAM GAME LOWS

POINTS	45	MARYLAND (02/06/19)
	51	WISCONSIN (01/29/19)
	52	vs Texas Tech (11/20/18)
FIELD GOALS MADE	12	MARYLAND (02/06/19)
FIELD GOAL ATTEMPTS	46	ILLINOIS (12/02/18)
	48	vs Texas Tech (11/20/18)
	48	MINNESOTA (02/13/19)
FIELD GOAL PERCENTAGE	.211 (12-57)	MARYLAND (02/06/19)
	.283 (17-60)	WISCONSIN (01/29/19)
3 PT FIELD GOALS MADE	3	at Illinois (02/02/19)
	4	WESTERN ILL. (11/24/18)
	4	at Iowa (01/06/19)
	4	WISCONSIN (01/29/19)
	4	MARYLAND (02/06/19)
3 PT FG ATTEMPTS	14	ILLINOIS (12/02/18)
	14	MINNESOTA (02/13/19)
3 PT FG PERCENTAGE	.130 (3-23)	at Illinois (02/02/19)
	.174 (4-23)	at Iowa (01/06/19)
FREE THROWS MADE	4	at Indiana (01/14/19)
	7	PENN ST. (01/10/19)
FREE THROW ATTEMPTS	6	at Indiana (01/14/19)
	11	at Clemson (11/26/18)
	11	SOUTHWEST MINN. ST. (12/29/18)
	11	PENN ST. (01/10/19)
FREE THROW PERCENTAGE	.524 (11-21)	at Illinois (02/02/19)
	.556 (10-18)	at Rutgers (01/21/19)
REBOUNDS	24	at Purdue (02/09/19)
	27	MINNESOTA (02/13/19)
ASSISTS	5	MARYLAND (02/06/19)
	6	vs Texas Tech (11/20/18)
STEALS	2	at Purdue (02/09/19)
BLOCKED SHOTS	1	SOUTHWEST MINN. ST. (12/29/18)
	1	OHIO ST. (01/26/19)
TURNOVERS	5	MARYLAND (02/06/19)
FOULS	9	WESTERN ILL. (11/24/18)
	9	NORTHWESTERN (02/16/19)

## OPPONENT TEAM GAME HIGHS

POINTS	93	at Iowa (01/06/19)
	85	at Minnesota (12/05/18)
	76	at Rutgers (01/21/19)
FIELD GOALS MADE	29	at Minnesota (12/05/18)
	28	at Maryland (01/02/19)
FIELD GOAL ATTEMPTS	69	PENN ST. (01/10/19)
	68	MISSISSIPPI VALLEY STATE (11/06/18)
FIELD GOAL PERCENTAGE	.518 (29-56)	at Minnesota (12/05/18)
	.491 (26-53)	at Clemson (11/26/18)
3 PT FIELD GOALS MADE	11	CREIGHTON (12/08/18)
	10	at Iowa (01/06/19)
3 PT FG ATTEMPTS	27	OHIO ST. (01/26/19)
	27	CREIGHTON (12/08/18)
3 PT FG PERCENTAGE	.471 (8-17)	at Maryland (01/02/19)
	.455 (10-22)	at Iowa (01/06/19)
FREE THROWS MADE	29	at Iowa (01/06/19)
	24	at Minnesota (12/05/18)
FREE THROW ATTEMPTS	32	at Iowa (01/06/19)
	32	at Minnesota (12/05/18)
FREE THROW PERCENTAGE	.906 (29-32)	at Iowa (01/06/19)
	.889 (16-18)	MICHIGAN ST. (01/17/19)
REBOUNDS	49	CAL ST. FULLERTON (12/22/18)
	46	PENN ST. (01/10/19)
ASSISTS	16	at Iowa (01/06/19)
	15	at Minnesota (12/05/18)
	15	at Clemson (11/26/18)
STEALS	9	at Indiana (01/14/19)
	9	SOUTHEASTERN LOUISIANA (11/11/18)
BLOCKED SHOTS	6	at Indiana (01/14/19)
	6	at Iowa (01/06/19)
TURNOVERS	25	SOUTHEASTERN LOUISIANA (11/11/18)
	19	vs Oklahoma State (12/16/18)
	19	MISSISSIPPI VALLEY STATE (11/06/18)
FOULS	24	CAL ST. FULLERTON (12/22/18)
	23	at Illinois (02/02/19)
	23	ILLINOIS (12/02/18)

## OPPONENT TEAM GAME LOWS

POINTS	35	SOUTHEASTERN LOUISIANA (11/11/18)
	37	MISSISSIPPI VALLEY STATE (11/06/18)
	38	SOUTHWEST MINN. ST. (12/29/18)
FIELD GOALS MADE	13	MISSISSIPPI VALLEY STATE (11/06/18)
	15	SOUTHEASTERN LOUISIANA (11/11/18)
FIELD GOAL ATTEMPTS	52	at Indiana (01/14/19)
FIELD GOAL PERCENTAGE	.191 (13-68)	MISSISSIPPI VALLEY STATE (11/06/18)
	.268 (15-56)	SOUTHEASTERN LOUISIANA (11/11/18)
3 PT FIELD GOALS MADE	1	MISSISSIPPI VALLEY STATE (11/06/18)
3 PT FG ATTEMPTS	8	at Minnesota (12/05/18)
	12	vs Texas Tech (11/20/18)
	12	at Clemson (11/26/18)
3 PT FG PERCENTAGE	.067 (1-15)	MISSISSIPPI VALLEY STATE (11/06/18)
	.125 (2-16)	SETON HALL (11/14/18)
FREE THROWS MADE	2	SOUTHEASTERN LOUISIANA (11/11/18)
	3	SOUTHWEST MINN. ST. (12/29/18)
FREE THROW ATTEMPTS	4	SOUTHEASTERN LOUISIANA (11/11/18)
	5	WESTERN ILL. (11/24/18)
	5	SOUTHWEST MINN. ST. (12/29/18)
FREE THROW PERCENTAGE	.391 (9-23)	at Illinois (02/02/19)
	.455 (5-11)	WISCONSIN (01/29/19)
REBOUNDS	30	SOUTHEASTERN LOUISIANA (11/11/18)
	30	at Clemson (11/26/18)
	30	ILLINOIS (12/02/18)
	30	SOUTHWEST MINN. ST. (12/29/18)
ASSISTS	3	MISSISSIPPI VALLEY STATE (11/06/18)
	3	SETON HALL (11/14/18)
STEALS	1	SETON HALL (11/14/18)
BLOCKED SHOTS	1	MISSISSIPPI VALLEY STATE (11/06/18)
	1	vs Missouri State (11/19/18)
	1	ILLINOIS (12/02/18)
	1	CREIGHTON (12/08/18)
	1	OHIO ST. (01/26/19)
TURNOVERS	7	WISCONSIN (01/29/19)
FOULS	12	at Indiana (01/14/19)



2018-19 NEBRASKA WIN/LOSS MARGIN

	1	2	3	4	5	6	7	8	9	10	11	12	13	14	15	16	17	18	19	20	+20
Husker Wins	1	1	0	0	0	1	0	0	1	0	0	0	0	0	2	0	0	0	1	0	8
Husker Losses	0	1	0	0	0	1	3	0	0	1	1	0	0	0	1	0	0	1	1	0	0

2018-19 NEBRASKA INDIVIDUAL GAME HIGHS

Points	30	Palmer Jr.,James vs Creighton (12/08/18)
	29	Palmer Jr.,James vs Oklahoma State (12/16/18)
	29	Palmer Jr.,James vs Seton Hall (11/14/18)
Field Goals Made	9	Palmer Jr.,James vs Creighton (12/08/18)
	9	Copeland Jr.,Isaac vs Missouri State (11/19/18)
Field Goal Att.	22	Roby,Isaiah vs Maryland (02/06/19)
	21	Palmer Jr.,James vs Michigan St. (01/17/19)
FG Pct (min 5 made)	.889 (8-9)	Roby,Isaiah vs Penn St. (01/10/19)
	.800 (8-10)	Roby,Isaiah at Iowa (01/06/19)
	.800 (8-10)	Watson Jr.,Glynn vs Western Ill. (11/24/18)
3-Point FG Made	6	Palmer Jr.,James vs Creighton (12/08/18)
	5	Allen,Thomas at Purdue (02/09/19)
	5	Akenten,Nana vs Mississippi Valley State (11/06/18)
	5	Watson Jr.,Glynn vs Mississippi Valley State (11/06/18)
3-Point FG Att.	11	Akenten,Nana vs Mississippi Valley State (11/06/18)
	10	Palmer Jr.,James at Maryland (01/02/19)
3-Pt FG Pct (min 2 made)	1.000 (2-2)	Copeland Jr.,Isaac at Maryland (01/02/19)
	.857 (6-7)	Palmer Jr.,James vs Creighton (12/08/18)
Free Throws Made	14	Palmer Jr.,James vs Oklahoma State (12/16/18)
	13	Palmer Jr.,James vs Seton Hall (11/14/18)
Free Throw Att.	18	Palmer Jr.,James vs Seton Hall (11/14/18)
	16	Roby,Isaiah vs Cal St. Fullerton (12/22/18)
FT Pct (min 3 made)	1.000 (11-11)	Palmer Jr.,James vs Michigan St. (01/17/19)
	1.000 (7-7)	Watson Jr.,Glynn vs Ohio St. (01/26/19)
	1.000 (6-6)	Palmer Jr.,James vs Creighton (12/08/18)
	1.000 (5-5)	Palmer Jr.,James vs Western Ill. (11/24/18)
Rebounds	18	Borchardt,Tanner at Illinois (02/02/19)
	16	Roby,Isaiah vs Northwestern (02/16/19)
Assists	10	Watson Jr.,Glynn vs Cal St. Fullerton (12/22/18)
	8	Watson Jr.,Glynn vs Seton Hall (11/14/18)
Steals	5	Palmer Jr.,James at Maryland (01/02/19)
	5	Allen,Thomas vs Missouri State (11/19/18)
Blocked Shots	5	Roby,Isaiah vs Northwestern (02/16/19)
	5	Roby,Isaiah vs Maryland (02/06/19)
Turnovers	5	Roby,Isaiah vs Minnesota (02/13/19)
	5	Roby,Isaiah vs Michigan St. (01/17/19)
	5	Palmer Jr.,James at Indiana (01/14/19)
	5	Palmer Jr.,James at Iowa (01/06/19)
	5	Palmer Jr.,James vs Illinois (12/02/18)
	5	Palmer Jr.,James vs Missouri State (11/19/18)
Fouls	5	Watson Jr.,Glynn at Purdue (02/09/19)
	5	Borchardt,Tanner vs Maryland (02/06/19)
	5	Watson Jr.,Glynn at Illinois (02/02/19)
	5	Borchardt,Tanner vs Wisconsin (01/29/19)
	5	Roby,Isaiah vs Ohio St. (01/26/19)
	5	Palmer Jr.,James at Rutgers (01/21/19)
	5	Roby,Isaiah vs Michigan St. (01/17/19)
	5	Copeland Jr.,Isaac at Indiana (01/14/19)
	5	Roby,Isaiah at Minnesota (12/05/18)
	5	Copeland Jr.,Isaac at Minnesota (12/05/18)
	5	Palmer Jr.,James vs Texas Tech (11/20/18)
Minutes	40	Palmer Jr.,James at Purdue (02/09/19)
	40	Roby,Isaiah vs Maryland (02/06/19)
	40	Palmer Jr.,James at Rutgers (01/21/19)

2018-19 OPPONENT INDIVIDUAL GAME HIGHS

Points	32	Amir Coffey at Minnesota (12/05/18)
	29	Cassius Winston vs Michigan St. (01/17/19)
	27	Carsen Edwards at Purdue (02/09/19)
Field Goals Made	9	Cassius Winston vs Michigan St. (01/17/19)
	9	Culver,Jarrett vs Texas Tech (11/20/18)
Field Goal Att.	23	Dante Scott vs Mississippi Valley State (11/06/18)
	21	Myles Powell vs Seton Hall (11/14/18)
FG Pct (min 5 made)	.875 (7-8)	Kipper Nichols at Illinois (02/02/19)
	.875 (7-8)	THOMAS, Elijah at Clemson (11/26/18)
3-Point FG Made	7	Mitch Ballock vs Creighton (12/08/18)
	5	Jordan Bohannon at Iowa (01/06/19)
3-Point FG Att.	10	Mitch Ballock vs Creighton (12/08/18)
	9	Myles Powell vs Seton Hall (11/14/18)
3-Pt FG Pct (min 2 made)	1.000 (2-2)	Sasha Stefanovic at Purdue (02/09/19)
	1.000 (2-2)	Grady Eifert at Purdue (02/09/19)
	1.000 (2-2)	Aaron Wiggins at Maryland (01/02/19)
	1.000 (2-2)	Kipper Nichols vs Illinois (12/02/18)
	1.000 (2-2)	TRAPP, Clyde at Clemson (11/26/18)
Free Throws Made	14	Amir Coffey at Minnesota (12/05/18)
	10	Jordan Bohannon at Iowa (01/06/19)
Free Throw Att.	17	Amir Coffey at Minnesota (12/05/18)
	11	Langford,Romeo at Indiana (01/14/19)
FT Pct (min 3 made)	1.000 (10-10)	Jordan Bohannon at Iowa (01/06/19)
	1.000 (9-9)	Carsen Edwards at Purdue (02/09/19)
	1.000 (9-9)	Myles Powell vs Seton Hall (11/14/18)
	1.000 (6-6)	Grady Eifert at Purdue (02/09/19)
	1.000 (5-5)	Peter Kiss at Rutgers (01/21/19)
	1.000 (5-5)	Mooney,Matt vs Texas Tech (11/20/18)
	1.000 (4-4)	Moretti,Davide vs Texas Tech (11/20/18)
	1.000 (4-4)	Tereke Eckwood vs Mississippi Valley State (11/06/18)
	1.000 (3-3)	Ryan Kriener at Iowa (01/06/19)
Rebounds	19	Bruno Fernando vs Maryland (02/06/19)
	17	Bruno Fernando at Maryland (01/02/19)
Assists	6	Cassius Winston vs Michigan St. (01/17/19)
	6	Amir Coffey at Minnesota (12/05/18)
Steals	4	Grady Eifert at Purdue (02/09/19)
	4	Nicholas Baer at Iowa (01/06/19)
Blocked Shots	4	Matt Haarms at Purdue (02/09/19)
	3	Bruno Fernando vs Maryland (02/06/19)
	3	Morgan,Juwan at Indiana (01/14/19)
	3	Mike Watkins vs Penn St. (01/10/19)
	3	Ryan Kriener at Iowa (01/06/19)
	3	Kenny Byers vs Southwest Minn. St. (12/29/18)
	3	Daniel Oturu at Minnesota (12/05/18)
	3	Brandon Gilbeck vs Western Ill. (11/24/18)
Turnovers	6	Bruno Fernando at Maryland (01/02/19)
	6	Jackson Rowe vs Cal St. Fullerton (12/22/18)
Fouls	5	Kenny Goins vs Michigan St. (01/17/19)
	5	Josh Reaves vs Penn St. (01/10/19)
	5	Khaliil Ahmad vs Cal St. Fullerton (12/22/18)
	5	Likelele,Isaac vs Oklahoma State (12/16/18)
	5	Dupree McBrayer at Minnesota (12/05/18)
	5	Giorgi Bezhanishvili vs Illinois (12/02/18)
	5	Brandon Gilbeck vs Western Ill. (11/24/18)
	5	Kobe Webster vs Western Ill. (11/24/18)
	5	Quincy McKnight vs Seton Hall (11/14/18)

2018-19 NEBRASKA RECORD BY STARTING LINEUP

No.	Starting Lineup	Record
1.	Allen, Copeland Jr., Palmer Jr., Roby, Watson Jr.	10-7
2.	Akenten, Copeland Jr., Palmer Jr., Roby, Watson Jr.	2-0
3.	Allen, Borchardt, Copeland Jr., Palmer Jr., Watson Jr.	1-0
4.	Allen, Borchardt, Palmer Jr., Roby, Watson Jr.	2-2
5.	Borchardt, Palmer Jr. Roby, Thorbjarnarson, Watson Jr.	0-2

**Nebraska Team**

Ranked in the top 5 (AP Poll) ..... Never Happened  
 Ranked in the top 10 (AP Poll) ..... March 1, 1966  
 Ranked in the top 20 (AP Poll) ..... Jan. 2, 1995  
 Ranked in the top 25 (AP Poll) ..... Dec. 31, 2018 (No. 24)  
 Ranked in the top 25 (USA Today Coaches Poll) ..... Dec. 31, 2018 (No. 23)

Played AP Poll No. 1 ranked team.....lost at No. 1 Indiana (47-76), 2/13/2013  
 Defeated AP Poll No. 1 ranked team ..... at No. 1 Missouri (67-51), 2/6/1982  
 Played AP Poll No. 2 ranked team.....lost at No. 2 Michigan (47-62), 1/9/13  
 Defeated AP Poll No. 2 ranked team ..... vs. No. 2 Oklahoma State (85-69), 2/5/1992  
 Played Team Ranked 1-5 by AP.....lost at No. 3 Michigan State (57-86), 12/3/2017  
 Defeated Team Ranked 1-5 by AP..... vs. No. 3 Texas (70-67), 2/19/2011  
 Played Team Ranked 6-10 by AP..... lost to No. 6 Michigan State (66-70), 1/17/2018  
 Defeated Team Ranked 6-10 by AP..... vs. No. 9 Wisconsin (77-68), 3/9/2014  
 Defeated Team Ranked 11-25 by AP..... vs. No. 25 Indiana (66-51), 1/14/2019  
 Defeated Team Ranked 1-10 by AP on Road..... at No. 9 Michigan State (60-51), 2/16/2014  
 Defeated Ranked Team by AP on Road..... vs. No. 25 Indiana (66-51), 1/14/2019

Scored 100 or more points ..... 106; vs. Mississippi Valley State, 11/6/2018  
 Scored 90 or more points ..... 94; Creighton, 12/8/2018  
 Scored 80 or more points ..... 83; at Iowa, 1/6/2019  
 Scored less than 50 points ..... 45; vs. Maryland, 2/6/2019  
 Scored less than 40 points ..... 38; at Oregon, 12/15/2012  
 Shot 75% from the field......750, vs. Nebraska-Omaha (42-56), 1/25/1988 \$  
 Shot 70% from the field......723; vs. UNC Wilmington (34-47), 12/5/1997  
 Shot 60% from the field......628; vs. Northwestern (27-43), 2/3/2015

Made 50 or more free throws ..... Never Happened  
 Made 40 or more free throws ..... 43, vs. Texas (43-59), 1/3/1996 - \$  
 Made 30 or more free throws ..... 37; vs. UTSA (37-50), 12/20/2017  
 Made 25 or more free throws ..... 25; vs. Illinois (25-30), 12/2/2018  
 Attempted 60 or more free throws ..... 60, vs. Kansas State (36-60), 1/11/1954 - \$  
 Attempted 50 or more free throws ..... 50, vs. UTSA (37-50), 12/20/2017  
 Attempted 40 or more free throws ..... 50, vs. UTSA (37-50), 12/20/2017  
 Attempted 30 or more free throws ..... 38; vs. Cal State Fullerton (24-38), 12/22/2018  
 Shot 100% from the foul line (min 10 att.) ..... 1.000; at Penn State (16-16), 1/19/2013  
 Shot 95% from the foul line (min 10 att.) ..... 1.000; at Penn State, (16-16), 1/19/2013  
 Shot 90% from the foul line (min 10 att.) ..... .913; vs. Oklahoma State (21-23), 12/16/2018

Made 20 or more 3-pointers ..... Never Happened  
 Made 15 or more 3-pointers ..... 15; vs. Mississippi Valley State (15-37), 11/6/2018  
 Made 10 or more 3-pointers ..... 10; at Purdue (10-24), 2/9/2019  
 Made 0 3-pointers ..... 0; vs. Jacksonville State (0-5), 12/18/2012  
 Held Opponent to 0 3-pointers..... 0; Southeastern Louisiana, 11/22/2015  
 Attempted 40 or more 3-pointers ..... Never Happened  
 Attempted 30 or more 3-pointers ..... 33; vs. Missouri State (13-33), 11/19/2018  
 Attempted 20 or more 3-pointers ..... 24; at Purdue (10-24), 2/9/2019  
 Shot 75% from 3-point range (min. 10 att.)......750, vs. UT-Pan American (9-12), 12/2/2009 - \$  
 Shot 60% from 3-point range (min. 10 att.)......647; vs. USC (11-17), 12/3/2012  
 Shot 50% from 3-point range (min. 10 att.)......519; vs. Creighton (14-27), 12/8/2018  
 Shot 50% from 3-point range (min. 20 att.)......519; vs. Creighton (14-27), 12/8/2018

Had 60 or more rebounds ..... 60; vs. Oral Roberts, 12/22/1999  
 Had 50 or more rebounds ..... 50; at Illinois, 2/2/2019

Had 30 or more assists ..... 35, vs. Northeastern Illinois, 12/21/1994  
 Had 25 or more assists ..... 28; vs. North Carolina A&T, 12/19/2005  
 Had 20 or more assists ..... 21; vs. Missouri State, 11/19/2018  
 Had 15 or more assists ..... 17; at Iowa, 1/6/2019

Had 20 or more steals..... 23, vs. Texas Tech, 3/4/1999 - \$  
 Had 15 or more steals..... 15, vs. Long Beach State, 11/26/2017  
 Had 10 or more steals..... 11; at Rutgers, 1/21/2019

Had 15 or more blocked shots..... 15, vs. Coppin State, Dec. 6, 1996 - \$  
 Had 10 or more blocked shots..... 14; at Northwestern, 1/2/2018

Had 30 or more turnovers ..... 31, at Creighton, 12/11/2005  
 Had 20 or more turnovers ..... 22; vs. Wisconsin, 2/9/2017  
 Had less than 5 turnovers..... 5; vs. Maryland, 2/6/2019

**Nebraska Player..**

**Had 20 or more points:** ..... 24; James Palmer Jr. vs. Minnesota, 2/13/2019  
**Had 25 or more points:** ..... 26; James Palmer Jr. at Maryland, 1/2/2019  
**Had 30 or more points:** ..... 30; James Palmer Jr. vs. Creighton, 12/8/2018  
**Had 40 or more points:** ..... 41; Aleks Maric vs. Kansas State, 2/13/2007

**Had No Player in Double Figures:** .....vs. Ohio State, 1/21/2012  
**Had Five Players with 10 or more points** .....vs. Creighton, 12/8/2018  
 ..... James Palmer Jr (30); Thomas Allen (18); Isaiah Roby (15);  
 ..... Glynn Watson Jr. (13); Isaac Copeland (11)  
**Had Six Players with 10 or more points** ..... vs. Southeastern Louisiana, 11/11/2018  
 ..... James Palmer Jr (17); Glynn Watson Jr. (16); Isaac Copeland (11);  
 ..... Isaiah Roby (10); Thomas Allen (10); Brady Heiman (10)  
**Two Huskers with 20 or more points, same game:** ..... at Iowa, 1/6/2019  
 ..... James Palmer Jr. (20) and Isaac Copeland Jr. (24)  
**Three Huskers with 20 or more points, same game:** ..... vs. Oklahoma State, 3/5/2007  
 ..... Marcus Perry (25), Aleks Maric (23), Paul Velander (20)  
**Two Huskers with 30 or more points, same game:** ..... vs. Oregon, 11/25/1995  
 ..... Tyronn Lue (30) & Jaron Boone (30) - only time in school history

**Had 10 or more rebounds:** ..... 16; Isaiah Roby vs. Northwestern, 2/16/2019  
**Had 15 or more rebounds:** ..... 16; Isaiah Roby vs. Northwestern, 2/16/2019  
**Had 20 or more rebounds:** ..... 21, Kimani Ffriend vs. Oral Roberts, 12/22/1999  
**Had 25 or more rebounds:** ..... 26, Bill Johnson vs. Iowa State, 1/4/1954 - \$  
**Two Huskers with 10 or more rebounds, same game:** ..... vs. Stetson, 12/29/2017  
 ..... (Tanner Borchardt, 10; Jordy Tshimanga, 10)  
**Three Huskers with 10 or more rebounds, same game:** ..... vs. Texas Tech, 1/19/2000  
 ..... (Steffon Bradford 16; Kimani Ffriend 12; Louis Truscott 11)

**Had 5 or more 3-pointers:** ..... 5; Thomas Allen (5-6) at Purdue, 2/9/2019  
**Had 6 or more 3-pointers:** ..... 6; James Palmer Jr. (6-7) vs. Creighton, 12/8/2018  
**Had 7 or more 3-pointers:** ..... 7; Glynn Watson Jr. vs. Iowa (7-8), 1/5/2017  
**Had 8 or more 3-pointers:** ..... 8; Cary Cochran, vs. Baylor (8-13), 2/27/2002 - \$

**Had 5 or more assists:** ..... 6; James Palmer Jr. at Indiana, 1/14/2019  
**Had 10 or more assists:** ..... 10; Glynn Watson Jr. vs. Cal State Fullerton, 12/22/2018  
**Had 15 or more assists:** ..... 15; Charles Richardson vs. Rutgers, 12/2/2006  
**Had 18 or more assists:** ..... 18; Brian Carr, at Evansville, 1/3/1985 - \$

**Had 5 or more blocked shots:** ..... 5; Isaiah Roby vs. Northwestern, 2/16/2019  
**Had 6 or more blocked shots:** ..... 6; Isaiah Roby vs. Eastern Illinois, 11/11/2017  
**Had 7 or more blocked shots:** ..... 7; John Turek vs. Colorado, 3/2/2005  
**Had 9 or more blocked shots:** ..... 9; Mikki Moore vs. Coppin State, 12/6/1996 - \$  
**Had 10 or more blocked shots:** ..... Never Happened

**Had 5 or more steals:** ..... 5; James Palmer Jr. at Maryland, 2/2/2019  
**Had 6 or more steals:** ..... 6; Glynn Watson Jr. vs. Long Beach State, 11/26/2017  
**Had 7 or more steals:** ..... 7; Brandon Richardson at Ohio State, 1/3/2012  
**Had 8 or more steals:** ..... 8, Cookie Belcher vs. Oklahoma St., 2/7/2001 - \$  
**Had 10 or more steals:** ..... Never Happened

**Had Triple-Double (Points/Rebounds/Assists):** ..... Never Happened  
**Had Double-Double (Points/Assists):** ..... Glynn Watson Jr. vs. Cal St. Fullerton, 12/22/2018  
 ..... (10 pts/10 asst)  
**Had Double-Double (Points/Rebounds):** ..... Isaiah Roby vs. Northwestern, 2/16/2019 (19 pts/16 reb)  
**Had Double-Double (Points/Steals):** ..... Never Happened  
**Had Double-Double (Points/Blocks):** ..... Never Happened

\$ - School Record - # - Tied School record  
 As of 2/16/2019



	Nebraska...	A Nebraska Opponent...
Scored 100 or more points.....	106; vs. Mississippi Valley State, 11/6/18	101; TCU, 3/15/99
Scored 90 or more points.....	94; vs. Creighton, 12/8/18	93; at Iowa, 1/6/19
Scored 41 to 50 points.....	45; Maryland, 2/6/19	50; Northwestern, 2/16/19
Scored 40 or fewer points.....	38; at Oregon, 12/15/12	38; Southwest Minnesota State, 12/28/18
Shot 70% from the field.....	723; vs. UNC Wilmington 12/5/97 (34-47)	.723; Kansas, 2/2/85 (34-47)
Shot 60% from the field.....	.628; vs. Northwestern, 2/3/15 (27-43)	.630; Michigan, 3/5/17 (34-54)
Shot 90% from the free throw line (Min 10 attempts).....	.909; vs. Southwest Minnesota State, 12/28/18 (10-11)	.905; at Purdue, 2/9/19 (19-21)
Made 10, 3-Point Field Goals.....	19; at Purdue, 2/9/19 (10-24)	11; Creighton, 11/8/18 (11-27)
Had 60 rebounds.....	60; vs. Oral Roberts, 12/22/99	62; Colorado, 2/15/75
Had 50 rebounds.....	50; at Illinois, 2/2/19	53; Maryland, 2/6/19
Had 30 assists.....	35; vs. Northeastern Illinois, 12/21/94	30; Iowa State, 2/3/93
Had 15 steals.....	15; vs. Arkansas State, 12/14/13	15; Florida State, 12/31/05
Had 10 blocked shots.....	14; at Northwestern, 1/2/18	11; at Michigan State, 12/3/17
Had 10 or fewer turnovers.....	8; Northwestern, 2/16/19	10; Minnesota, 2/13/19
Had 20 or more turnovers.....	22; vs. Wisconsin, 2/9/17	21; Long Beach State, 11/26/17
Had three players with 20 points.....	vs. Oklahoma State, 3/5/07	Michigan, 1/14/17
.....	(Perry 25; Maric 23; Velandar 20)	(Wagner 23, Irvin 21, Walton 20)
Had three players with 10 rebounds.....	vs. Texas Tech, 1/19/00	at Kansas, 1/9/02
.....	(Bradford 16, Ffriend 12, Truscott 11)	(Collison 13, Gooden 12, Simien 10)
Had five players reach double-figure points.....	vs. Creighton (12/8/18)	Iowa, 1/6/19
.....	Palmer (30); Allen (18); Roby (15); Watson (13); Copeland (11)	(Kriener 14; Cook 16; Bohannon 25; Moss 12; Wieskamp 10)
Had a player score 40 points.....	41; Aleks Maric, vs. Kansas State, 2/13/07	41; Jarrius Jackson, Texas Tech, 2/18/06
Had a player score 30 points.....	30; James Palmer Jr. vs. Creighton, 12/8/18	32; Amir Coffey, Minnesota, 12/5/18
Had a player grab 15 rebounds.....	16; Isaiah Roby vs. Northwestern, 2/16/19	19; Bruno Fernando, Maryland, 2/6/19
Had a player dish out 10 assists.....	10; Glynn Watson Jr. vs. Cal State Fullerton, 12/22/18	14; Lamar Peters, Mississippi State, 3/13/18
Had a player collect five steals.....	5; James Palmer Jr. at Maryland, 1/2/18	7; Josh Reeves, Penn State, 2/25/18
Had a player block five shots.....	5; Isaiah Roby vs. Maryland, 2/6/18	8; Mike Watkins, Penn State (B1G Tourney), 3/8/17

**GAME RECAPS AND LEADERS**

-----Nebraska Individual Leaders-----								
Date	Opponent	Result	Record (B1G)	Attend.	Points	Rebounds	Assists	Steals
11/6	Mississippi Valley State @	W, 106-37	1-0 (0-0)	15,307	19-Watson Jr.	13-Heiman	5-Palmer Jr.	2-Allen/Roby
11/11	Southeastern Louisiana @	W, 87-35	2-0 (0-0)	15,462	17-Palmer Jr.	7-Roby	5-Allen	4-Palmer Jr.
11/14	Seton Hall	W, 80-57	3-0 (0-0)	15,713	29-Palmer Jr.	10-Copeland Jr.	8-Watson Jr.	2-Copeland Jr./Heiman
11/19	vs. Missouri State &	W, 85-62	4-0 (0-0)	6,082	23-Copeland Jr.	7-Roby, Copeland Jr.	4-Copeland Jr, Palmer Jr., Watson Jr.	5-Allen
11/20	vs. Texas Tech &	L, 52-70	5-1 (0-0)	6,521	20-Copeland Jr.	8-Copeland Jr.	3-Watson Jr.	2-Copeland Jr./Roby
11/24	Western Illinois	W, 73-49	5-1 (0-0)	15,800	20-Watson Jr.	9-Watson Jr.	3-Watson Jr.	3-Watson Jr./Copeland
11/26	at Clemson	W, 68-66	6-1 (0-0)	6,974	20-Palmer Jr.	9-Palmer Jr.	3-Copeland Jr., Allen	1-Five players
12/2	Illinois *	W, 75-60	7-1 (1-0)	15,764	23-Palmer Jr.	6-Roby, Watson Jr.	4-Palmer Jr.	3-Roby
12/5	at Minnesota *	L, 78-85	7-2 (1-1)	9,624	17-Copeland	7-Copeland	4-Palmer Jr., Watson Jr.	2-Roby, Palmer Jr., Allen
12/8	Creighton	W, 94-75	8-2 (1-1)	15,950	30-Palmer Jr.	8-Roby	5-Watson Jr.	3-Watson Jr./Akenten
12/16	vs. Oklahoma State	W, 79-56	9-2 (1-1)	3,800	29-Palmer Jr.	7-Roby	5-Palmer Jr.	4-Roby
12/22	Cal State Fullerton	W, 86-62	10-2 (1-1)	15,088	23-Palmer Jr.	8-Roby	10-Watson Jr.	2-Palmer Jr./Watson Jr.
12/28	Southwest Minnesota St.	W, 79-38	11-2 (1-1)	15,057	16-Palmer Jr./Watson Jr.	9-Borchardt	5-Palmer Jr.	4-Watson Jr.
1/2	at Maryland *	L, 72-74	11-3 (1-2)	11,251	26-Palmer Jr.	7-Roby/Palmer Jr.	4-Watson Jr./Palmer Jr.	5-Palmer Jr.
1/6	at No. 25 Iowa	L, 84-93	11-4 (1-3)	11,782	24-Copeland Jr.	9-Roby	5-Watson Jr.	3-Palmer Jr.
1/10	Penn State	W, 70-64	12-4 (2-3)	15,753	22-Roby	11-Roby	4-Palmer Jr.	2-Roby, Allen, Palmer Jr.
1/14	at No. 25 Indiana	W, 66-51	13-4 (3-3)	17,222	15-Watson Jr.	9-Palmer Jr.	7-Palmer Jr.	3-Allen
1/17	No. 6 Michigan State	L, 64-70	13-5 (3-4)	15,923	24-Palmer Jr.	8-Palmer Jr.	3-Palmer Jr.	3-Watson Jr.
1/21	at Rutgers	L, 69-76	13-6 (3-5)	5,022	22-Palmer Jr.	8-Copeland Jr./Roby	4-Watson Jr./Palmer Jr.	3-Roby
1/26	Ohio State	L, 60-70	13-7 (3-6)	15,890	19-Palmer Jr.	9-Roby	4-Palmer Jr.	3-Allen
1/29	No. 24 Wisconsin	L, 51-62	13-8 (3-7)	15,739	18-Roby	10-Thorbjarnarson	3-Roby	1-Four players
2/2	at Illinois	L, 64-71	13-9 (3-8)	13,588	22-Palmer Jr.	18-Borchardt	3-Roby/Allen/Thorbjarnarson	1-Borchardt/Palmer/Akenten
2/6	No. 24 Maryland	L, 45-60	13-10 (3-9)	15,552	20-Roby	14-Roby	3-Palmer Jr.	2-Roby/Palmer Jr.
2/9	at No. 15 Purdue	L, 62-81	13-11 (3-10)	14,804	18-Allen	5-3 Players	4-Roby	2-Roby
2/13	Minnesota	W, 62-61	14-11 (4-10)	15,642	24-Palmer Jr.	9-Allen	3-Roby/Allen	1-Palmer Jr., Allen, Harris
2/16	Northwestern	W, 59-50	15-11 (5-10)	15,927	19-Roby	16-Roby	6-Palmer Jr.	2-Roby, Watson Jr.

\*-- Big Ten game; @-Hall of Fame Classic (Lincoln, Neb.); &-Hall of Fame Classic (Kansas City, Mo.); \$-Big Ten Tournament (Chicago)



### MISCELLANEOUS REVIEW

Nebraska Record When:	All (W)	All(L)	H(W)	H(L)	A (W)	A (L)
Ahead at Halftime	13	3	11	0	2	3
Behind at Halftime	1	8	1	4	0	4
Tied at Halftime	1	0	0	0	1	0
Bench Outscores Opponent's	7	2	5	0	2	2
Opponent Bench Outscores NU	8	9	6	4	2	5
Bench scoring is even	0	0	0	0	0	0
Shooting 50% or Better	5	0	4	0	1	0
Shooting Under 50%	10	11	7	4	3	7
Opp. Shoots 50% or Better	0	2	0	0	0	2
Opp. Shoots Under 50%	15	9	11	4	4	5
Outshooting Opponent (pct.)	13	2	10	0	3	2
Outshot by Opponent (pct.)	2	9	1	4	1	5
Shooting is even	0	0	0	0	0	0
Outrebounding Opponent	8	2	7	1	1	1
Outrebounded by Opponent	7	9	4	3	3	6
Rebounds are Even	0	0	0	0	0	0
Committing More TOs than Opp	2	2	2	1	0	1
Committing Fewer TOs than Opp	12	7	8	3	4	4
Turnovers are Even	1	2	1	0	0	2
Leading with 5:00 left	15	1	11	0	4	1
Trailing with 5:00 left	0	10	0	4	0	6
Tied with 5:00 left	0	0	0	0	0	0

In Overtime	0	0	0	0	0	0
Scoring 80 or more points	6	1	5	0	1	1
Scoring 61 to 79 points	8	6	5	1	3	5
Scoring 60 or fewer points	1	4	1	3	0	1
Allowing 80 or more points	0	3	0	0	0	3
Allowing 61 to 79 points	6	7	4	3	2	4
Allowing 60 or fewer points	9	1	7	1	2	0

#### Field-Goal Percentage by Site:

NU	H (PBA) --377-890= 42.4	A -- 279-639= 43.7
OPP	A -- 282-622 = 45.3	H (PBA) -- 322-888= 36.3

#### Free-Throw Percentage by Site:

NU	H (PBA) -- 220-306 = 71.9	A --138-197= 70.1
OPP	A --160-223= 71.7	H (PBA) --120-193= 62.2

NU Average at home: 72.7 ppg (1091)

Opp. Average at home: 56.7 ppg (850)

NU Average on Road/Neutral: 70.8 ppg (779)

Opp. Average on Road/Neutral: 71.4 ppg (785)

### MISCELLANEOUS STREAKS

Biggest margin of victory ..... 69, Mississippi Valley State (11/6)  
 Biggest margin of defeat ..... 19, at Purdue (2/9)  
 Largest deficit overcome in win..... 11, vs. Minnesota (2/13)  
 Largest halftime deficit overcome in win ..... 1; vs. Minnesota (2/13)  
 Largest lead surrendered in loss..... 13, at Minnesota (12/5); at Rutgers (1/21/19)

Largest halftime lead surrendered in loss ..... 5, at Minnesota (12/5); at Rutgers (1/21/19)  
 Largest lead at any time ..... 72, Mississippi Valley State (11/6)  
 Largest deficit at any time ..... 20, vs. Maryland (2/6)  
 Largest runs without opponent scoring ..... 22 (16:07-7:48, 1st), Southeastern Louisiana (11/11)  
 Largest opponent run without NU scoring ..... 15, at Rutgers (4:35-1:02, 1st);  
 ..... at Maryland (11:04-3:50, 1st)

### MISC. STATS

Opponent	NU-Opp Paint	NU-Opp off TO	NU-Opp 2nd Ch.	NU-Opp Bench	Largest Lead	Largest Deficit
Mississippi Valley State	36-20	32-6	10-9	48-4	72 (4:50 2nd)	-
Southeastern Louisiana	42-22	33-7	6-7	23-13	53 (5:12, 2nd)	3 (18:42, 1st)
Seton Hall	24-36	16-2	10-10	5-9	25 (0:23, 2nd)	3 (18:16, 1st)
vs. Missouri State	26-32	26-13	10-9	17-12	26 (2:05, 2nd)	2 (1st, 14:13)
vs. Texas Tech	18-34	8-19	3-10	3-15	9 (15:47, 1st)	19 (2nd, 0:55)
Western Illinois	44-22	19-5	10-4	12-9	33 (2nd, 17:41)	5 (1st, 15:32)
at Clemson	34-32	17-16	13-17	8-10	8 (2:29, 2nd)	6 (1st, 17:20)
Illinois	20-28	13-16	9-6	6-20	18 (3:08, 2nd)	-
at Minnesota	36-50	19-14	18-18	12-8	13 (2nd, 17:14)	7 (2nd, 0:04)
Creighton	26-26	17-5	19-17	7-12	22 (2nd, 1:22)	1 (1st, 18:38)
vs. Oklahoma State	26-38	25-13	4-11	22-18	25 (2nd, 0:29)	7 (1st, 3:35)
Cal State Fullerton	22-38	20-5	5-7	12-28	26 (2nd, 1:58)	-
Southwest Minnesota State	32-14	24-5	12-4	21-8	41 (2nd, 1:42)	-
at Maryland	26-38	11-17	10-14	8-9	8 (2nd, 15:30)	4 (1st, 17:11)
at No. 25 Iowa	46-34	19-7	9-18	7-16	4 (1st, 14:48)	11 (2nd, 13:14)
Penn State	32-30	11-6	4-17	1-2	6 (2nd, 0:15)	5 (1st, 9:14)
at No. 25 Indiana	28-30	10-5	12-8	7-8	18 (1st, 9:06)	-
No. 6 Michigan State	32-32	19-6	6-16	4-8	4 (1st, 10:51)	12 (2nd, 1:50)
at Rutgers	24-42	13-19	7-17	6-31	13 (1st, 4:50)	8 (2nd, 0:26)
Ohio State	24-28	13-12	2-14	3-14	7 (1st, 9:50)	13 (2nd, 7:56)
No. 24 Wisconsin	20-24	6-10	7-5	3-13	(3, 2nd:15:13)	14 (1st, 7:17)
at Illinois	40-32	9-9	18-16	4-36	5 (1st, 12:10)	15 (2nd, 16:57)
No. 24 Maryland	16-30	12-4	9-12	10-14	7 (1st, 11:41)	20 (2nd, 6:22)
at No. 15 Purdue	22-34	9-11	6-15	23-12	4 (1st, 17:17)	19 (2nd, 0:24)
Minnesota	30-34	12-10	7-10	6-2	7 (2nd, 17:44)	11 (1st, 13:22)
Northwestern	26-22	16-6	7-7	4-8	12 (2nd, 3:52)	1 (1st, 19:06)

**#0 JAMES PALMER JR. (NEB. HIGHS)**

**Points**  
Season: 30 vs. Creighton (12/8/18)  
Career: 34 at Ohio State (1/22/18)

**Rebounds**  
Season: 9 at Clemson (11/26/18); at Indiana (1/14/19)  
Career: same

**Field Goals**  
Season: 9 vs. Creighton (12/8/18)  
Career: 11 at Ohio State (1/22/18)

**Field Goal Attempts**  
Season: 21 vs. Michigan State (1/17/19)  
Career: same

**3-Point Field Goals**  
Season: 6 vs. Creighton (12/8/18)  
Career: same

**3-Point Field Goal Attempts**  
Season: 10 at Maryland (1/2/19)  
Career: Same

**Free Throws**  
Season: 14 vs. Oklahoma State (12/16/18)  
Career: same

**Free Throw Attempts**  
Season: 18 vs. Seton Hall (11/14/18)  
Career: same

**Assists**  
Season: 7 at Indiana (1/14/19)  
Career: 9 at Minnesota (2/6/18)

**Steals**  
Season: 5 at Maryland (1/2/19)  
Career: 5 vs. Boston College (11/29/17); at Maryland (1/2/19)

**Blocks**  
Season: 3 vs. Miss. Valley St. (11/6/18)  
Career: same

**Minutes Played**  
Season: 40 at Rutgers (1/21/19)  
Career: same

**#1 AMIR HARRIS**

**Points**  
Season: 6 vs. Miss. Valley St. (11/6/18)  
Career: Same

**Rebounds**  
Season: 5 three times, last vs. Western Illinois (11/24)  
Career: Same

**Field Goals**  
Season: 3 vs. Miss. Valley St. (11/6/18)  
Career: Same

**Field Goal Attempts**  
Season: 3 vs. Miss. Valley St. (11/6/18)  
Career: Same

**3-Point Field Goals**  
Season: None  
Career: Same

**3-Point Field Goal Attempts**  
Season: None  
Career: Same

**Free Throws**  
Season: 1 vs. Seton Hall (11/14/18); Penn State (1/10/19)  
Career: Same

**Free Throw Attempts**  
Season: 2 four times, last vs. Penn State (1/10/19)  
Career: Same

**Assists**  
Season: 2 five times, last at Purdue (2/9)  
Career: Same

**Steals**  
Season: 1 six times, last vs. Northwestern (2/16/19)  
Career: Same

**Blocks**  
Season: 1 four times, last vs. Minnesota (2/13/19)  
Career: Same

**Minutes Played**  
Season: 21 vs. SELA (11/11)  
Career: Same

**#4 JOHNNY TRUEBLOOD**

**Points**  
Season: 4 vs. SW Minn. St. (12/18/18)  
Career: same

**Rebounds**  
Season: 4 vs. SW Minn. St. (12/18/18)  
Career: same

**Field Goals**  
Season: 2 vs. SW Minn. St. (12/18/18)  
Career: same

**Field Goal Attempts**  
Season: 4 vs. SW Minn. St. (12/18/18)  
Career: same

**3-Point Field Goals**  
Season: None  
Career: 2 vs. Rutgers (2/6/16)

**3-Point Field Goal Attempts**  
Season: None  
Career: 1 vs. Rutgers (2/6/16); vs North Dakota (11/19/17)

**Free Throws**  
Season: None  
Career: 2 vs. SE Louisiana (11/22/15)

**Free Throw Attempts**  
Season: 1 vs. SW Minn. St. (12/18/18)  
Career: 4 vs. SE Louisiana (11/22/15)

**Assists**  
Season: 3 vs. Miss. Valley St. (11/6/18)  
Career: same

**Steals**  
Season: 2 vs. SW Minn. St. (12/18/18)  
Career: same

**Blocks**  
Season: None  
Career: same

**Minutes Played**  
Season: 8 vs. SELA (11/11/18); vs. SW Minn. St. (12/18/18)  
Career: 8 three times, last vs. SW Minn. St. (12/18/18)

**#5 GLYNN WATSON JR.**

**Points**  
Season: 20 vs. Western Illinois (11/24)  
Career: 34 vs. Iowa (1/5/17)

**Rebounds**  
Season: 9 vs. Western Illinois (11/24)  
Career: 9 vs. Minnesota (12/5/17); vs. Western Illinois (11/24)

**Field Goals**  
Season: 8 vs. Penn State (1/10/19); vs. Minnesota (2/13/19)  
Career: 11 vs. Iowa (1/5/17)

**Field Goal Attempts**  
Season: 16 vs. Penn State (1/10/19); vs. Minnesota (2/13/19)  
Career: 20 at Penn State (1/12/18)

**3-Point Field Goals**  
Season: 5 vs. Miss. Valley St. (11/6/18)  
Career: 7 vs. Iowa (1/5/17)

**3-Point Field Goal Attempts**  
Season: 8 vs. Missouri State (11/19/18)  
Career: 8 vs. Iowa (1/5/17); vs. Missouri State (11/19/18)

**Free Throws**  
Season: 7 vs. Ohio State (1/26/19)  
Career: 9 vs. Minnesota (12/5/17)

**Free Throw Attempts**  
Season: 7 vs. Ohio State (1/26/19)  
Career: 10 vs. E. Illinois (11/11/17); vs. Minnesota (12/5/17)

**Assists**  
Season: 10 vs Cal State Fullerton (12/22/18)  
Career: Same

**Steals**  
Season: 4 vs. SW Minn. St. (12/18/18)  
Career: 6 vs. LBSU (11/26/17)

**Blocks**  
Season: 1 vs. Illinois (12/2/18); vs. Michigan St. (1/17/19)  
Career: 1 16 times, last vs. Michigan State (1/17/19)

**Minutes Played**  
Season: 38 seven times, last vs. Minnesota (2/13/19)  
Career: 41 vs. Penn State (3/8/17)

**#12 THOMAS ALLEN**

**Points**  
Season: 18 vs. Creighton (12/8/18); at Purdue (2/9)  
Career: same

**Rebounds**  
Season: 9 vs. Minnesota (2/13/19)  
Career: same

**Field Goals**  
Season: 7 vs. Creighton (12/8/18)  
Career: same

**Field Goal Attempts**  
Season: 12 at Illinois (2/2/19)  
Career: same

**3-Point Field Goals**  
Season: 5 at Purdue (2/9)  
Career: same

**3-Point Field Goal Attempts**  
Season: 6 at Purdue (2/9)  
Career: 6 vs. Delaware St. (12/22/17); at Purdue (2/9/19)

**Free Throws**  
Season: 4 vs. Illinois (12/2/18)  
Career: 4 vs. North Texas (11/13/17); vs. Illinois (12/2/18)

**Free Throw Attempts**  
Season: 4 vs. Illinois (12/2/18)  
Career: 6 vs. North Texas (11/13/17)

**Assists**  
Season: 5 vs. SELA (11/11/18)  
Career: same

**Steals**  
Season: 5 vs. Missouri State (11/19/18)  
Career: same

**Blocks**  
Season: 1 three times, last vs. Ohio State (1/26/19)  
Career: Same

**Minutes Played**  
Season: 38 vs. Northwestern (2/16/19)  
Career: same

**#14 ISAAC COPELAND JR. (NEB HIGHS)**

**Points**  
Season: 24 at Iowa (1/6/19)  
Career: 30 vs North Dakota (11/19/17)

**Rebounds**  
Season: 10 vs. Seton Hall (11/14/18)  
Career: 12 vs. Penn State (2/25/18)

**Field Goals**  
Season: 9 vs. Missouri State (11/19/18)  
Career: 12 vs North Dakota (11/19/17)

**Field Goal Attempts**  
Season: 16 at Iowa (1/6/19)  
Career: 20 vs. Stetson (12/29/17)

**3-Point Field Goals**  
Season: 3 at Minnesota (12/5/18)  
Career: 4 vs. Iowa (1/27/18)

**3-Point Field Goal Attempts**  
Season: 6 vs. Missouri State (11/19/18); at Rutgers (1/21/19)  
Career: same

**Free Throws**  
Season: 9 vs. Texas Tech (11/20/18)  
Career: same

**Free Throw Attempts**  
Season: 14 vs. Texas Tech (11/20/18)  
Career: same

**Assists**  
Season: 4 vs. Missouri State (11/19/18)  
Career: 4 three times, last vs. Missouri State (11/19/18)

**Steals**  
Season: 3 vs. Western Illinois (11/24)  
Career: same

**Blocks**  
Season: 3 vs. Seton Hall (11/14/18)  
Career: 4 vs. North Texas (11/13/17)

**Minutes Played**  
Season: 39 vs. Seton Hall (11/14/18)  
Career: Same

**#15 ISAIAH ROBY**

**Points**  
Season: 22 vs. Penn State (1/10/19)  
Career: same

**Rebounds**  
Season: 16 vs. Northwestern (2/16/19)  
Career: 13 vs. Eastern Illinois (11/11/17)

**Field Goals**  
Season: 8 at Iowa (1/6/19); vs. Penn State (1/10/19)  
Career: 8 three times, last vs. Penn State (1/10/19)

**Field Goal Attempts**  
Season: 22 vs. Maryland (2/6/19)  
Career: same

**3-Point Field Goals**  
Season: 3 vs. Northwestern (2/16/19)  
Career: 3 at Illinois (2/18/18); vs. Northwestern (2/16/19)

**3-Point Field Goal Attempts**  
Season: 8 vs. Northwestern (2/16/19)  
Career: same

**Free Throws**  
Season: 9 vs. Cal State Fullerton (12/22/18)  
Career: same

**Free Throw Attempts**  
Season: 16 vs. Cal State Fullerton (12/22/18)  
Career: same

**Assists**  
Season: 4 three times, last at Purdue (2/9)  
Career: 4 five times, last at Purdue (2/9)

**Steals**  
Season: 4 vs. Oklahoma State (12/16/18)  
Career: 4 vs. Illinois (1/15/18); vs. Oklahoma State (12/16/18)

**Blocks**  
Season: 5 vs. Maryland (2/6/19); vs. Northwestern (2/16/19)  
Career: 6 vs. Eastern Illinois (11/11/17)

**Minutes Played**  
Season: 40 vs. Maryland (2/6/19)  
Career: same

**#20 TANNER BORCHARDT**

**Points**  
Season: 12 at Illinois (2/2/19)  
Career: same

**Rebounds**  
Season: 18 at Illinois (2/2/19)  
Career: same

**Field Goals**  
Season: 6 at Illinois (2/2/19)  
Career: same

**Field Goal Attempts**  
Season: 9 at Illinois (2/2/19)  
Career: same

**3-Point Field Goals**  
Season: None  
Career: same

**3-Point Field Goal Attempts**  
Season: None  
Career: same

**Free Throws**  
Season: 3 vs. Maryland (2/6/19)  
Career: 4 vs. Stetson (12/29/17)

**Free Throw Attempts**  
Season: 4 vs. Maryland (2/6/19)  
Career: 5 vs. Stetson (12/29/17)

**Assists**  
Season: 2 vs. Michigan State (1/17/19)  
Career: same

**Steals**  
Season: 1 nine times, last at Illinois (2/2/19)  
Career: 1, 11 times, last at Illinois (2/2/19)

**Blocks**  
Season: 1 five times, last at Purdue (2/9/19)  
Career: 2 vs. Stetson (12/29/17); at Northwestern (1/2/18)

**Minutes Played**  
Season: 36 at Purdue (2/9/19)  
Career: same



#25 NANA AKENTEN

**Points**  
 Season: : 18 vs. Miss. Valley St. (11/6/18)  
 Career: Same

**Rebounds**  
 Season: 6 vs. SW Minn. St. (12/18/18)  
 Career: Same

**Field Goals**  
 Season: 6 vs. MVSU (11/6/18); vs. Missouri State (11/19/18)  
 Career: Same

**Field Goal Attempts**  
 Season: 11 vs. Miss. Valley St. (11/6/18)  
 Career: Same

**3-Point Field Goals**  
 Season: 5 vs. Miss. Valley St. (11/6/18)  
 Career: Same

**3-Point Field Goal Attempts**  
 Season: 11 vs. Miss. Valley St. (11/6/18)  
 Career: Same

**Free Throws**  
 Season: 1 vs. Miss. Valley St. (11/6/18); vs. W. Illinois (11/24)  
 Career: 1 three times, vs. Western Illinois (11/24)

**Free Throw Attempts**  
 Season: 3 vs. Miss. Valley St. (11/6/18)  
 Career: Same

**Assists**  
 Season: 1 six times, last at Illinois (2/2/19)  
 Career: Same

**Steals**  
 Season: 3 vs. Creighton (12/8/18)  
 Career: Same

**Blocks**  
 Season: 1 vs. Oklahoma State (12/16/18); at Purdue (2/9/19)  
 Career: Same

**Minutes Played**  
 Season: 22 vs. SW Minn. St. (12/18/18)  
 Career: Same

#33 JUSTIN COSTELLO

**Points**  
 Season: 3 vs. MVSU (11/6/18); vs. Oklahoma State (12/16/18)  
 Career: Same

**Rebounds**  
 Season: 1 vs. MVSU (11/6/18); vs. SW Minn. St. (12/18/18)  
 Career: Same

**Field Goals**  
 Season: 1 vs. MVSU (11/6/18); vs. Oklahoma State (12/16/18)  
 Career: Same

**Field Goal Attempts**  
 Season: 3 vs. Miss. Valley St. (11/6/18)  
 Career: Same

**3-Point Field Goals**  
 Season: 1 vs. MVSU (11/6/18); vs. Oklahoma State (12/16/18)  
 Career: Same

**3-Point Field Goal Attempts**  
 Season: 3 vs. Miss. Valley St. (11/6/18)  
 Career: Same

**Free Throws**  
 Season: 2 vs. SW Minn. St. (12/18/18)  
 Career: Same

**Free Throw Attempts**  
 Season: 2 vs. SW Minn. St. (12/18/18)  
 Career: Same

**Assists**  
 Season: 2 vs. SELA (11/11/18)  
 Career: Same

**Steals**  
 Season: None  
 Career: Same

**Blocks**  
 Season: None  
 Career: Same

**Minutes Played**  
 Season: 8 vs. Miss. Valley St. (11/6/18)  
 Career: Same

#34 THORIR THORBJARNSON

**Points**  
 Season: 9 vs. Miss. Valley St. (11/6/18)  
 Career: Same

**Rebounds**  
 Season: 10 vs. Wisconsin (1/29/18)  
 Career: Same

**Field Goals**  
 Season: 3 vs. Miss. Valley St. (11/6/18)  
 Career: Same

**Field Goal Attempts**  
 Season: 5 vs. Miss. Valley St. (11/6/18)  
 Career: Same

**3-Point Field Goals**  
 Season: 1 vs. Miss. Valley St. (11/6/18); at Purdue (2/9/19)  
 Career: 2 vs. Delaware St. (12/22/17)

**3-Point Field Goal Attempts**  
 Season: 3 vs. SELA (11/11/18); at Purdue (2/9/19)  
 Career: 3 three times, last at Purdue (2/9/19)18)

**Free Throws**  
 Season: 2 vs. Miss. Valley St. (11/6/18)  
 Career: Same

**Free Throw Attempts**  
 Season: 2 vs. Miss. Valley St. (11/6/18); vs. Wis. (1/29/19)  
 Career: Same

**Assists**  
 Season: 3 at Illinois (2/2/19)  
 Career: Same

**Steals**  
 Season: 1 vs. MVSU (11/6/18); vs. Northwestern (2/16/19)  
 Career: 1 three times, last vs. Northwestern (2/16/19)

**Blocks**  
 Season: 1 vs. Miss. Valley St. (11/6/18)  
 Career: Same

**Minutes Played**  
 Season: 21 vs. Miss. Valley St. (11/6/18)  
 Career: Same

#45 BRADY HEIMAN

**Points**  
 Season: 10 vs. SELA (11/11/18)  
 Career: Same

**Rebounds**  
 Season: 13 vs. Miss. Valley St. (11/6/18)  
 Career: Same

**Field Goals**  
 Season: 5 vs. SELA (11/11/18)  
 Career: Same

**Field Goal Attempts**  
 Season: 8 vs. Miss. Valley St. (11/6/18)  
 Career: Same

**3-Point Field Goals**  
 Season: None  
 Career: Same

**3-Point Field Goal Attempts**  
 Season: 1 vs. Miss. Valley St. (11/6/18)  
 Career: Same

**Free Throws**  
 Season: 1 three times, last vs. Cal State Fullerton (12/22/18)  
 Career: Same

**Free Throw Attempts**  
 Season: 4 vs. Western Illinois (11/24)  
 Career: Same

**Assists**  
 Season: 1 three times, last vs. Minnesota (2/13/19)  
 Career: Same

**Steals**  
 Season: 2 vs. Seton Hall (11/14/18)  
 Career: Same

**Blocks**  
 Season: 2 vs. SELA (11/11/18); vs. Western Illinois (11/24)  
 Career: Same

**Minutes Played**  
 Season: 26 vs. SW Minn. St. (12/18/18)  
 Career: Same



**#0 JAMES PALMER JR.** | 6-6 | 207 | Sr. | G | Upper Marlboro, Md.

**CAREER STATS** \*-AT MIAMI

Year	GP	GS	Min	Avg	Total			3FG	3FGA	Pct	FT	FTA	Pct	Rebounds				PF	FO	Ast	TO	Blk	Stl	Pts	Avg
					FG	FGA	Pct							Off	Def	Tot	Avg								
2014-15*	38	5	504	13.3	52	126	.413	23	63	.365	15	23	.652	14	40	54	1.4	28	0	25	28	9	5	142	3.7
2015-16*	34	0	394	11.6	39	107	.364	13	47	.277	25	37	.676	11	28	39	1.1	19	0	25	16	5	14	116	3.4
2017-18	33	33	1024	31.0	181	408	.444	43	139	.309	163	221	.738	41	103	144	4.4	61	0	99	72	16	32	568	17.2
2018-19	25	25	856	34.2	140	370	.378	48	144	.333	149	189	.788	27	81	108	4.3	50	2	76	57	13	32	477	19.1
<b>TOTAL</b>	<b>58</b>	<b>58</b>	<b>1880</b>	<b>32.4</b>	<b>321</b>	<b>778</b>	<b>.413</b>	<b>91</b>	<b>283</b>	<b>.322</b>	<b>312</b>	<b>410</b>	<b>.761</b>	<b>68</b>	<b>184</b>	<b>252</b>	<b>4.3</b>	<b>111</b>	<b>2</b>	<b>175</b>	<b>129</b>	<b>29</b>	<b>64</b>	<b>1045</b>	<b>18.0</b>
<b>All*</b>	<b>130</b>	<b>63</b>	<b>2778</b>	<b>21.4</b>	<b>412</b>	<b>1011</b>	<b>.408</b>	<b>127</b>	<b>393</b>	<b>.323</b>	<b>352</b>	<b>470</b>	<b>.749</b>	<b>93</b>	<b>252</b>	<b>345</b>	<b>2.7</b>	<b>158</b>	<b>2</b>	<b>225</b>	<b>173</b>	<b>43</b>	<b>83</b>	<b>1303</b>	<b>10.0</b>

**2017-18 GAME-BY-GAME**

Opponent	Date	GS	Min	TOTAL			3-PTS			REBOUNDS			PF	FO	A	TO	Blk	Stl	Pts	Avg					
				FG	FGA	Pct	3FG	FGA	Pct	FT	FTA	Pct									Off	Def	Tot	Avg	
Mississippi Valley St.	11/6/18	*	20	4	8	.500	1	5	.200	8	11	.727	1	2	3	3.0	2	0	5	1	3	1	17	17.0	
Southeastern Louisiana	11/11/18	*	25	5	10	.500	0	4	.000	7	8	.875	0	3	3	3.0	0	0	4	1	1	4	17	17.0	
Seton Hall	11/14/18	*	39	7	20	.350	2	8	.250	13	18	.722	2	4	6	4.0	0	0	2	1	1	0	29	21.0	
vs. Missouri State	11/19/18	*	23	3	11	.273	2	9	.222	0	0	.000	1	3	4	4.0	2	0	3	5	0	0	8	17.8	
vs. Texas Tech	11/20/18	*	27	5	13	.385	2	8	.250	1	2	.500	0	2	2	3.6	5	1	1	4	0	0	13	16.8	
Western Illinois	11/24/18	*	34	7	18	.389	0	5	.000	5	5	1.000	1	3	4	3.7	2	0	2	0	1	0	19	17.2	
at Clemson	11/26/18	*	36	8	14	.571	2	5	.400	2	3	.667	1	8	9	4.4	2	0	0	4	1	1	20	17.6	
Illinois	12/2/18	*	38	4	12	.333	3	6	.500	12	14	.857	2	1	3	4.3	0	0	4	5	0	1	23	18.3	
at Minnesota	12/05/18	*	34	3	14	.214	1	6	.167	4	4	1.000	1	3	4	4.2	3	0	4	3	0	2	11	17.4	
Creighton	12/8/18	*	27	9	12	.750	6	7	.857	6	6	1.000	0	0	0	3.8	2	0	2	1	0	1	30	18.7	
vs. Oklahoma State	12/16/18	*	38	6	17	.353	3	4	.750	14	15	.933	1	1	2	3.6	0	0	5	1	2	1	29	19.6	
Cal State Fullerton	12/22/18	*	35	7	14	.500	4	6	.667	5	7	.714	2	2	4	3.7	1	0	0	0	1	2	23	19.9	
Southwest Minn. St.	12/29/18	*	28	5	14	.357	2	5	.400	4	4	1.000	1	5	6	3.8	0	0	5	1	0	2	16	19.6	
at Maryland	1/2/19	*	38	7	19	.368	3	10	.300	9	13	.692	3	4	7	4.1	2	0	4	3	1	5	26	20.1	
at No. 25 Iowa	1/6/19	*	39	6	15	.400	0	5	.000	8	11	.727	0	2	2	3.9	3	0	4	5	0	3	20	20.1	
Penn State	1/10/19	*	39	3	12	.250	3	6	.500	2	4	.500	0	5	5	4.0	1	0	4	2	1	2	11	19.5	
at No. 25 Indiana	1/14/19	*	35	5	12	.417	1	4	.250	0	0	.000	2	7	9	4.3	2	0	7	5	0	0	11	19.0	
No. 6 Michigan State	1/17/19	*	39	6	21	.286	1	6	.167	11	11	1.000	3	5	8	4.5	2	0	3	2	0	1	24	19.3	
at Rutgers	1/21/19	*	40	7	18	.389	3	6	.500	5	9	.556	1	3	4	4.5	5	1	4	1	0	1	22	19.4	
Ohio State	1/26/19	*	36	7	17	.412	3	6	.500	2	3	.667	2	1	3	4.4	2	0	4	2	0	0	19	19.4	
No. 24 Wisconsin	1/29/19	*	39	5	19	.263	1	7	.143	3	4	.750	1	2	3	4.3	1	0	1	1	0	1	14	19.1	
at Illinois	2/2/19	*	38	6	20	.300	2	7	.286	8	12	.667	1	7	8	4.5	3	0	2	2	0	1	22	19.3	
No. 24 Maryland	2/6/19	*	39	2	13	.154	0	2	.000	8	11	.727	1	4	5	4.5	3	0	3	2	0	2	12	19.0	
No. 15 Purdue	2/9/19	*	40	6	17	.353	1	3	.333	4	4	1.000	0	1	1	4.4	4	0	1	2	1	0	17	18.9	
Minnesota	2/13/19	*	30	7	10	.700	2	4	.500	8	10	.800	0	3	3	4.3	3	0	2	3	0	1	24	19.1	
Northwestern	2/16/19	*	37	3	17	.176	0	6	.000	7	9	.778	2	2	4	4.3	3	0	6	1	0	2	13	18.8	
<b>Totals</b>			<b>26</b>	<b>893</b>	<b>143</b>	<b>387</b>	<b>.370</b>	<b>48</b>	<b>150</b>	<b>.320</b>	<b>156</b>	<b>198</b>	<b>.788</b>	<b>29</b>	<b>83</b>	<b>112</b>	<b>4.3</b>	<b>53</b>	<b>2</b>	<b>82</b>	<b>58</b>	<b>13</b>	<b>34</b>	<b>490</b>	<b>18.8</b>

- John Wooden Award Midseason Top-25 Watch List
- Citizen Naismith Trophy Men's Player of the Year Watch List
- Jerry West Award Watch List

- Lute Olson Award Midseason Watch List
- Preseason All-Big Ten

**MISC. STATS**

Category	2018-19	Career
Double-Figure Scoring	25	60
Double-Figure Rebounding	0	0
Double-Figure Assists	0	0
Double-Doubles	0	0
Led NU in Scoring	14	35
Led NU in Rebounding	4	5
Led NU in Assists	13	28
20+ Point Games	12	20
30+ Point Games	1	2

**TOP PERFORMANCES OF 2018-19**

Category	No.	Opponent (Date)
Points	30	Creighton (12/8/18)
	29	Oklahoma State (12/16/18)
	29	Seton Hall (11/14/18)
	26	at Maryland (1/2/19)
Rebounds	9	at Clemson (2/26/18)
	9	at Indiana (1/14/19)
	8	Michigan State (1/17/19)
	8	at Illinois (2/2/19)
	7	at Maryland (1/2/19)
Assists	7	at Indiana (1/14/19)
	6	Northwestern (2/16/19)
	5	Mississippi Valley St. (11/6)
	5	Oklahoma State (12/16/18)
	5	Southwest Minn. St. (12/29/18)

**NOTING PALMER**

- Senior guard who tested the NBA Draft waters and returned for his senior year and is an All-American candidate
- Ranks in the top-15 in the Big Ten in scoring, assists, steals and free throw percentage
- Tallied 13 points, six assists and four rebounds in the win over Northwestern
- Led NU with 24 points vs. Minnesota on 7-of-10 shooting and hit the game-winning free throws with 1.1 seconds left
- Finished with 17 points in the loss at No. 15 Purdue
- Went over 1,000 points at Nebraska with 12 points in the loss to No. 24 Maryland
- Posted his 11th 20-point game with 22 points and eight rebounds in the loss at Illinois
- Finished with 14 points and three boards vs. No. 24 Wisconsin
- Led NU with 19 points, including 3-of-6 from 3-point range, and four assists against Ohio State
- Posted his second straight 20-point game with 22 points, four rebounds and four assists at Rutgers
- Led Nebraska with 25 points and eight rebounds against No. 6 Michigan State, including 11-of-11 at the foul line
- Played a complete game in the win at No. 25 Indiana with 11 points and season bests in both rebounds (nine) and assists (seven)
  - Recorded his eighth 20-point game of the year with 20 markers at No. 25 Iowa
  - Led NU with 26 points, seven rebounds, a career-high five steals and four assists at Maryland
  - Recorded team highs in points (16) and assists (five) against Southwest Minnesota State
  - Led the Huskers with 23 points against Cal State Fullerton, including 4-of-6 from 3-point range
  - Paced NU to a win over Oklahoma State with 29 points, including 14-of-15 from the line, and a season-high five assists
  - Enjoyed a breakout game in the win over Creighton with a season-high 30 points, including 6-of-7 from 3-point range
  - Led the Huskers with 23 points, including 12-of-14 from the foul line, and four assists vs. Illinois
  - Scored 14 of his 20 points in the second half at Clemson while matching his career high with nine rebounds
  - Scored 18 of his game-high 29 points in the win over Seton Hall in the second half, as he went 13-of-18 from the foul line and added six boards
    - First-team All-Big Ten performer who averaged 17.2 points, 4.4 rebounds and 3.0 assists per game in 2017-18
    - Scored a career-high 34 points at Ohio State, including five 3-pointers
    - Played in 34 games on Miami's Sweet 16 Team in 2015-16, averaging 3.5 points and 1.2 rebounds per game
    - Listed by Scout and Rivals as one of the top-100 players in the class of 2014, as he played at St. John's College High School in Washington, D.C.
      - Averaged 15.7 points, 3.0 rebounds and 2.0 assists as a senior, as he was the top player in the region by ESPN



**#1 AMIR HARRIS** | 6-6 | 205 | Fr. | G | Frederick, Md.

### CAREER STATS

Year	GP	GS	Min	Avg	Total					Rebounds					PF	FO	Ast	TO	Blk	Stl	Pts	Avg			
					FG	FGA	Pct	3FG	3FGA	Pct	FT	FTA	Pct	Off									Def	Tot	Avg
2018-19	17	0	148	8.7	8	12	.667	0	0	.000	2	8	.250	5	28	33	1.9	11	0	11	8	4	6	18	1.1
<b>TOTAL</b>	<b>17</b>	<b>0</b>	<b>148</b>	<b>8.7</b>	<b>8</b>	<b>12</b>	<b>.667</b>	<b>0</b>	<b>0</b>	<b>.000</b>	<b>2</b>	<b>8</b>	<b>.250</b>	<b>5</b>	<b>28</b>	<b>33</b>	<b>1.9</b>	<b>11</b>	<b>0</b>	<b>11</b>	<b>8</b>	<b>4</b>	<b>6</b>	<b>18</b>	<b>1.1</b>

### 2018-19 GAME-BY-GAME

Opponent	Date	GS	Min	TOTAL			3-PTS			REBOUNDS			PF	FO	A	TO	Blk	Stl	Pts	Avg				
				FG	FGA	Pct	3FG	3FGA	Pct	FT	FTA	Pct									Off	Def	Tot	Avg
Mississippi Valley St.	11/6/18	18	3	3	1.000	0	0	.000	1	4	5	5.0	1	0	2	0	1	1	6	6.0				
Southeastern Louisiana	11/11/18	21	2	2	1.000	0	0	.000	0	2	4	4.5	1	0	2	1	1	0	4	5.0				
Seton Hall	11/14/18	8	0	1	.000	0	0	.000	1	2	5	4.7	0	0	0	1	0	0	1	3.7				
vs. Missouri State	11/19/18	13	0	0	.000	0	0	.000	0	0	3	4.3	0	0	2	0	0	1	0	2.8				
vs. Texas Tech	11/20/18	9	0	0	.000	0	0	.000	0	0	0	3.4	0	0	0	1	0	1	0	2.2				
Western Illinois	11/24/18	17	0	2	.000	0	0	.000	0	0	5	3.7	1	0	2	2	1	0	0	1.8				
at Clemson	11/26/18	4	0	0	.000	0	0	.000	0	0	0	3.1	1	0	0	0	0	0	0	1.6				
Illinois	12/2/18	11	1	1	1.000	0	0	.000	0	0	1	2.9	1	0	0	0	0	1	2	1.6				
at Minnesota	12/5/18	3	0	0	.000	0	0	.000	0	0	1	2.9	0	0	0	0	0	0	0	1.4				
Creighton	12/8/18																							
vs. Oklahoma State	12/16/18																							
Cal State Fullerton	12/22/18																							
Southwest Minn. St.	12/29/18																							
at Maryland	1/2/19																							
at No. 25 Iowa	1/6/19																							
Penn State	1/10/19	4	0	0	.000	0	0	.000	1	2	5.0	2.7	1	0	1	0	0	0	1	1.4				
at No. 25 Indiana	1/14/19																							
No. 6 Michigan State	1/17/19	1	0	0	.000	0	0	.000	0	0	0	2.5	0	0	0	0	0	1	0	1.3				
at Rutgers	1/21/19	5	1	1	1.000	0	0	.000	0	0	1	2.3	1	0	0	0	0	0	2	1.3				
Ohio State	1/26/19	1	0	0	.000	0	0	.000	0	0	0	2.2	0	0	0	1	0	0	0	1.2				
No. 24 Wisconsin	1/29/19	6	0	0	.000	0	0	.000	0	0	1	2.1	0	0	0	1	0	0	0	1.1				
at Illinois	2/2/19	4	1	1	1.000	0	0	.000	0	0	0	1.9	2	0	0	1	0	0	2	1.2				
No. 24 Maryland	2/6/19																							
at No. 15 Purdue	2/9/19	9	0	0	.000	0	0	.000	0	0	1	1.9	2	0	2	0	0	0	0	1.1				
Minnesota	2/13/19	14	0	1	.000	0	0	.000	1	2	3	1.9	0	0	0	0	1	1	0	1.1				
Northwestern	2/16/19	7	1	1	1.000	0	0	.000	0	0	1	1.9	1	0	0	0	0	1	2	1.1				
<b>Totals</b>		<b>0</b>	<b>155</b>	<b>9</b>	<b>13</b>	<b>.692</b>	<b>0</b>	<b>0</b>	<b>.000</b>	<b>2</b>	<b>8</b>	<b>.250</b>	<b>5</b>	<b>29</b>	<b>34</b>	<b>1.9</b>	<b>12</b>	<b>0</b>	<b>11</b>	<b>8</b>	<b>4</b>	<b>7</b>	<b>20</b>	<b>1.1</b>

### NOTING HARRIS


- Athletic freshman who has seen action in the backcourt and on the wing in his initial campaign
- Had two points, one rebound and a steal in seven minutes in the win over Northwestern
- Played one of his best games of the year with three rebounds, one block, a steal and exception defense vs. Minnesota
- Had two assists and a rebound in eight minutes at No. 15 Purdue
- Played some forward against Wisconsin, grabbing one rebound in six minutes of work
- Had two points and a rebound in five minutes off the bench at Rutgers
- Missed six games with mono before returning to action against Penn State on Jan. 10
- Had a steal in a reserve role against No. 6 Michigan State
- Grabbed three rebounds in limited action at Minnesota
- Played 11 minutes vs. Illinois with two points, a rebound and a steal
- Matched his season high with five rebounds and two assists in 16 minutes against Western Illinois
- Had three boards, two assists and a steal in 13 minutes against Missouri State
- Grabbed five rebounds in seven minutes of work against Seton Hall
- Had four points, four rebounds and two assists in 21 minutes off the bench against Southeastern Louisiana
- Made his NU debut against Mississippi Valley State, finishing with six points, five boards and two assists in 18 minutes
- Was a three-star recruit by both Rivals and 247Sports and was ranked by Rivals as the No. 32 point guard in the class of 2018.
  - Averaged 11.5 points, 6.3 rebounds, 6.4 assists, 1.8 steals and 1.4 blocks per game, as St. James School went 19-11 and won the Mid-Atlantic Conference Tournament Championship in 2017-18
  - Named the Hagerstown Herald-Mail Player of the Year and a first-team DMVelite All-Maryland Team selection in 2018

### MISC. STATS

Category	2018-19	Career
Double-Figure Scoring	0	0
Double-Figure Rebounding	0	0
Double-Figure Assists	0	0
Double-Doubles	0	0
Led NU in Scoring	0	0
Led NU in Rebounding	0	0
Led NU in Assists	0	0
20+ Point Games	0	0
30+ Point Games	0	0

### TOP PERFORMANCES OF 2018-19

Category	No.	Opponent (Date)
Points	6	Mississippi Valley St. (11/6/18)
	4	Southeastern Louisiana (11/11/18)
Rebounds	5	Mississippi Valley St. (11/6/18)
	5	Seton Hall (11/14/18)
	5	Western Illinois (11/24/18)
Assists	2	Mississippi Valley St. (11/6/18)
	2	Southeastern Louisiana (11/11/18)
	2	Missouri State (11/19/18)
	2	Western Illinois (11/24/18)
	2	at Purdue (2/9/19)



**#4 JOHNNY TRUEBLOOD** | 6-3 | 194 | Sr. | G | Omaha, Neb.

**CAREER STATS**

Year	GP	GS	Min		Total					Rebounds					PF	FO	Ast	TO	Blk	Stl	Pts	Avg			
			Avg	FG	FGA	Pct	3FG	3FGA	Pct	FT	FTA	Pct	Off	Def									Tot	Avg	
2015-16	10	0	28	2.8	2	5	.400	1	1	1.000	3	6	.500	0	2	2	0.2	0	0	4	1	0	1	8	0.8
2017-18	7	0	11	1.6	0	2	.000	0	0	.000	1	4	.250	0	3	3	0.4	1	0	1	3	0	0	1	0.1
2018-19	8	0	30	3.8	3	8	.375	0	0	.000	0	1	.000	2	6	8	1.0	1	0	5	2	0	2	6	0.8
<b>TOTAL</b>	<b>25</b>	<b>0</b>	<b>69</b>	<b>2.8</b>	<b>5</b>	<b>15</b>	<b>.333</b>	<b>1</b>	<b>1</b>	<b>1.000</b>	<b>4</b>	<b>11</b>	<b>.364</b>	<b>2</b>	<b>11</b>	<b>13</b>	<b>0.5</b>	<b>2</b>	<b>0</b>	<b>10</b>	<b>6</b>	<b>0</b>	<b>3</b>	<b>15</b>	<b>0.6</b>

**2018-19 GAME-BY-GAME**

Opponent	Date	GS	Min	TOTAL			3-PTS			REBOUNDS			PF	FO	A	TO	Blk	Stl	Pts	Avg				
				FG	FGA	Pct	3FG	FGA	Pct	FT	FTA	Pct									Off	Def	Tot	Avg
Mississippi Valley St.	11/06/18		6	0	0	.000	0	0	.000	0	0	.000	1	1	2	2.0	0	0	3	1	0	0	0	0.0
Southeastern Louisiana	11/11/18		8	0	3	.000	0	0	.000	0	0	.000	1	0	1	1.5	0	0	0	0	0	0	0	0.0
Seton Hall	11/14/18																							
vs. Missouri State	11/19/18		2	1	1	1.000	0	0	.000	0	0	.000	0	0	0	1.0	0	0	0	1	0	0	2	0.7
vs. Texas Tech	11/20/18																							
vs. Western Illinois	11/24/18																							
at Clemson	11/26/18																							
Illinois	12/2/18																							
at Minnesota	12/5/18																							
Creighton	12/8/18		1	0	0	.000	0	0	.000	0	0	.000	0	1	1	1.0	0	0	0	0	0	0	0	0.5
vs. Oklahoma State	12/16/18		2	0	0	.000	0	0	.000	0	0	.000	0	0	0	0.8	0	0	0	0	0	0	0	0.4
Cal State Fullerton	12/22/18		2	0	0	.000	0	0	.000	0	0	.000	0	0	0	0.7	0	0	1	0	0	0	0	0.3
Southwest Minn. St.	12/29/18		8	2	4	.500	0	0	.000	0	1	.000	0	4	4	1.1	1	0	1	0	0	2	4	0.9
at Maryland	1/2/19																							
at No. 25 Iowa	1/6/19																							
Penn State	1/10/19																							
at No. 25 Indiana	1/14/19																							
No. 6 Michigan State	1/17/19																							
at Rutgers	1/21/19																							
Ohio State	1/26/19																							
No. 24 Wisconsin	1/29/19		1	0	0	.000	0	0	.000	0	0	.000	0	0	0	1.0	0	0	0	0	0	0	0	0.8
at Illinois	2/2/19																							
No. 24 Maryland	2/6/19																							
at No. 15 Purdue	2/9/19																							
Minnesota	2/13/19																							
Northwestern	2/16/19																							
<b>Totals</b>		<b>0</b>	<b>30</b>	<b>3</b>	<b>8</b>	<b>.375</b>	<b>0</b>	<b>0</b>	<b>.000</b>	<b>0</b>	<b>1</b>	<b>.000</b>	<b>2</b>	<b>6</b>	<b>8</b>	<b>1.0</b>	<b>1</b>	<b>0</b>	<b>5</b>	<b>2</b>	<b>0</b>	<b>2</b>	<b>6</b>	<b>0.8</b>

**NOTING TRUEBLOOD**

- Walk-on who set career highs in points (four), rebounds (four) and steals (two) in eight minutes vs. Southwest Minnesota State
- Had an assist in two minutes of work against Cal State Fullerton
- Got in the final two minutes of NU's win over Oklahoma State
- Played the final minute against Creighton and had a rebound in NU's 19-point win
- Walk-on who scored his first basket of the year in two minutes vs. Missouri State
- Dished out three assists and added two boards in six minutes against Mississippi Valley State
- Matched his career high with eight minutes against Southeastern Louisiana
- Appeared in seven games in 2017-18, and played 11 minutes in a reserve role
- Did not play basketball in 2016-17 after walking on to the team as a freshman
- Played in 10 games as a true freshman, totaling eight points and four assists in 28 minutes of action
- Attended Elkhorn South High School and led the school to a Class B (2nd-largest class) state title in 2015, as he earned first-team all-state honors by averaging 23.0 points, 5.1 rebounds and 3.4 assists per game

**MISC. STATS**

Category	2018-19	Career
Double-Figure Scoring	0	0
Double-Figure Rebounding	0	0
Double-Figure Assists	0	0
Double-Doubles	0	0
Led NU in Scoring	0	0
Led NU in Rebounding	0	0
Led NU in Assists	0	0
20+ Point Games	0	0
30+ Point Games	0	0

**TOP PERFORMANCES OF 2018-19**

Category	No.	Opponent (Date)
Points	4	Southwest Minn. St (12/29/18)
	2	Missouri State (11/19/18)
Rebounds	4	Southwest Minn. St (12/29/18)
	2	Mississippi Valley St. (11/6/18)
	1	Southeastern Louisiana (11/11/18)
Assists	3	Mississippi Valley St. (11/6/18)
	1	Southwest Minn. St (12/29/18)



**#5 GLYNN WATSON JR.** | 6-0 | 180 | Sr. | G | Bellwood, Ill.

**CAREER STATS**

Year	GP	GS	Min	Avg	Total					Rebounds					PF	FO	Ast	TO	Blk	Stl	Pts	Avg			
					FG	FGA	Pct	3FG	3FGA	Pct	FT	FTA	Pct	Off									Def	Tot	Avg
2015-16	34	16	826	24.3	115	296	.389	20	75	.267	42	53	.792	8	55	63	1.9	73	1	83	35	3	40	292	8.6
2016-17	31	29	979	31.6	144	345	.417	48	121	.397	68	84	.810	16	77	93	3.0	91	3	81	48	4	50	404	13.0
2017-18	33	32	981	29.7	120	346	.347	34	117	.291	71	91	.780	24	86	110	3.3	78	1	106	48	7	47	345	10.5
2018-19	25	25	822	32.9	110	268	.410	47	131	.359	36	44	.818	8	90	98	3.9	62	2	79	38	2	29	303	12.1
<b>TOTAL</b>	<b>123</b>	<b>102</b>	<b>3608</b>	<b>29.3</b>	<b>489</b>	<b>1255</b>	<b>.390</b>	<b>149</b>	<b>444</b>	<b>.336</b>	<b>217</b>	<b>272</b>	<b>.798</b>	<b>56</b>	<b>308</b>	<b>364</b>	<b>3.0</b>	<b>304</b>	<b>7</b>	<b>349</b>	<b>169</b>	<b>16</b>	<b>166</b>	<b>1344</b>	<b>10.9</b>

**2018-19 GAME-BY-GAME**

Opponent	Date	GS	Min	TOTAL			3-PTS			FT	FTA	Pct	REBOUNDS				PF	FO	A	TO	Blk	Stl	Pts	Avg	
				FG	FGA	Pct	3FG	FGA	Pct				Off	Def	Tot	Avg									
Mississippi Valley St.	11/6/18	*	19	7	10	.700	5	7	.714	0	0	.000	0	3	3	3.0	2	0	3	0	0	1	19	19.0	
Southeastern Louisiana	11/11/18	*	20	7	10	.700	2	5	.400	0	0	.000	1	5	6	4.5	2	0	3	1	0	2	16	17.5	
Seton Hall	11/14/18	*	35	5	11	.455	2	3	.667	2	3	.667	0	3	3	4.0	3	0	8	2	0	1	14	16.3	
vs. Missouri State	11/19/18	*	32	6	11	.545	4	8	.500	0	0	.000	0	2	2	3.5	0	0	4	2	0	1	16	16.3	
vs. Texas Tech	11/20/18	*	38	2	11	.182	2	7	.286	0	0	.000	0	5	5	3.8	2	0	3	1	0	0	6	14.2	
Western Illinois	11/24/18	*	30	8	10	.800	2	3	.667	2	2	1.000	0	9	9	4.7	1	0	3	1	0	3	20	15.2	
at Clemson	11/26/18	*	38	4	14	.286	2	7	.286	2	2	1.000	0	4	4	4.6	3	0	2	0	0	0	12	14.7	
Illinois	12/2/18	*	24	5	9	.556	2	4	.500	2	2	1.000	1	5	6	4.8	4	0	3	2	1	0	14	14.6	
at Minnesota	12/05/18	*	38	4	8	.500	1	3	.333	5	6	.833	0	1	1	4.3	2	0	4	2	0	1	14	14.6	
Creighton	12/8/18	*	34	4	11	.364	3	6	.500	2	2	1.000	0	3	3	4.2	2	0	5	1	0	3	13	14.4	
vs. Oklahoma State	12/16/18	*	34	2	8	.250	1	5	.200	2	2	1.000	0	4	4	4.2	1	0	1	3	0	1	7	13.7	
Cal State Fullerton	12/22/18	*	35	3	11	.273	0	4	.000	4	5	.800	0	3	3	4.1	1	0	10	1	0	2	10	13.4	
Southwest Minn. St.	12/29/18	*	26	6	13	.462	4	7	.571	0	0	.000	1	4	5	4.2	2	0	4	0	0	4	16	13.6	
at Maryland	1/2/19	*	30	4	7	.571	2	4	.500	2	2	1.000	0	6	6	4.3	3	0	4	3	0	0	12	13.5	
at No. 25 Iowa	1/6/19	*	30	3	10	.300	0	5	.000	0	0	.000	0	2	2	4.1	4	0	5	1	0	1	6	13.0	
Penn State	1/10/19	*	38	8	16	.500	3	6	.500	0	0	.000	0	4	4	4.1	4	0	3	1	0	0	19	13.4	
at No. 25 Indiana	1/14/19	*	37	6	12	.500	3	7	.429	0	0	.000	1	4	5	4.2	1	0	2	3	0	2	15	13.5	
No. 6 Michigan State	1/17/19	*	38	3	13	.231	2	7	.286	0	0	.000	1	2	3	4.1	4	0	1	2	1	3	8	13.2	
at Rutgers	1/21/19	*	38	4	10	.400	3	6	.500	3	3	1.000	1	4	5	4.2	3	0	4	4	0	2	14	13.2	
Ohio State	1/26/19	*	32	5	10	.500	1	4	.250	7	7	1.000	0	1	1	4.0	2	0	1	1	0	0	18	13.5	
No. 24 Wisconsin	1/29/19	*	35	2	10	.200	0	5	.000	1	1	1.000	0	6	6	4.1	2	0	1	3	0	1	5	13.0	
at Illinois	2/2/19	*	30	3	12	.250	0	6	.000	0	0	.000	1	1	2	4.0	5	1	0	1	0	0	6	12.7	
No. 24 Maryland	2/6/19	*	39	0	10	.000	0	2	.000	0	1	.000	1	3	4	4.0	2	0	1	0	0	1	0	12.2	
at No. 15 Purdue	2/9/19	*	33	1	5	.200	1	5	.200	1	3	.333	0	5	5	4.0	5	1	3	1	0	0	4	11.8	
Minnesota	2/13/19	*	39	8	16	.500	2	5	.400	1	3	.333	0	1	1	3.9	2	0	1	2	0	0	19	12.1	
Northwestern	2/16/19	*	37	5	12	.417	2	5	.400	0	0	.000	2	4	6	4.0	2	0	2	1	0	2	12	12.1	
<b>Totals</b>			<b>26</b>	<b>859</b>	<b>115</b>	<b>280</b>	<b>.411</b>	<b>49</b>	<b>136</b>	<b>.360</b>	<b>36</b>	<b>44</b>	<b>.818</b>	<b>10</b>	<b>94</b>	<b>104</b>	<b>4.0</b>	<b>64</b>	<b>2</b>	<b>81</b>	<b>39</b>	<b>2</b>	<b>31</b>	<b>315</b>	<b>12.1</b>

**NOTING WATSON**

- Four-year starter who has played in every game in his Husker career in the backcourt and ranks 13th on NU's career scoring list, 10th on NU's assist list and fifth on NU's steals list.
- Tallied 12 points, six rebounds and two assists in the win over Northwestern
- Broke out of a slump with 19 points on 8-of-16 shooting in the one-point win over Minnesota
- Totaled 18 points, including a season-best 7-of-7 from the foul line in the loss to Ohio State
- Had 14 points, four assists and five rebounds at Rutgers
- Scored 12 of his 15 points in the second half in the win at No. 25 Indiana, as he also had five caroms and two steals
- Totaled 19 points against Penn State, including eight straight Husker points after PSU closed to within 58-57
- Had 12 points, six rebounds and four assists in the loss at Maryland
- Tallied 16 points, including four 3-pointers, along with four steals, four assists and five boards vs. SMSU
- Posted his first career double double with 10 points and a career-high 10 assists vs. Cal State Fullerton
- Keyed NU's win over Creighton with 13 points, five assists and three steals and held Ty-Shon Alexander to 10 points on 2-of-10 shooting
- Topped the Huskers in points (20), rebounds (nine) and assists (three) against Western Illinois, as he had a season-high in scoring and matched his career high in rebounds
- Keyed NU's win over Missouri State with 16 points on 6-of-11 shooting and four assists
- Nearly had a double-double with 14 points and a game-high eight assists in the win over Seton Hall
- Tallied 16 points on 7-of-10 shooting and six boards in the win over Southeastern Louisiana
- Led NU with 19 points on 7-of-10 shooting along with three assists in 19 minutes vs. Mississippi Valley State
- Started 32 games (all but senior day), averaging 10.5 ppg along with team bests in assists (3.2 apg) and steals (1.4 spg)
- Had a season-high 29 points and a career-high nine rebounds in a win over No. 14 Minnesota
- Started 29 games as a sophomore, averaging 13.0 points, 3.0 rebounds, 2.6 assists and 1.6 steals per game, ranking 18th in the Big Ten in scoring and third in steals
- Carried the Huskers with a career-high 34-point effort against Iowa on Jan. 5. In that game, Watson went 11-of-18 from the field, including a blistering 7-of-8 shooting from 3-point range. His seven 3-pointers was one off NU's single game record, while his .875 percentage was the fourth-highest total in school history.
- Played in all 34 games in 2015-16, averaging 8.6 points, 2.4 assists and 1.2 steals per game, as he ranked among NU's freshmen list in points (292, eighth), assists (83, fifth), steals (40, fifth) and field goals (115, sixth)
- Consensus top-100 recruit who averaged 15.5 points, 4.3 rebounds, 4.0 assists and 3.0 steals per game during his senior season to lead St. Joseph to a state title for legendary coach Gene Pingatore

**MISC. STATS**

Category	2018-19	Career
Double-Figure Scoring	18	71
Double-Figure Rebounding	0	0
Double-Figure Assists	1	1
Double-Doubles	0	0
Led NU in Scoring	4	20
Led NU in Rebounding	3	4
Led NU in Assists	9	45
20+ Point Games	1	12
30+ Point Games	0	1

**TOP PERFORMANCES OF 2018-19**

Category	No.	Opponent (Date)
Points	20	Western Illinois (11/24/18)
	19	Minnesota (2/13/19)
	19	Mississippi Valley St. (11/6/18)
	19	Penn State (1/10/18)
Rebounds	9	Western Illinois (11/24/18)
	6	Northwestern (2/16/19)
	6	Wisconsin (1/29/19)
	6	at Maryland (1/2/19)
	6	Southeastern Louisiana (11/11/18)
	6	Illinois (12/2/18)
Assists	10	Cal State Fullerton (12/22/18)
	8	Seton Hall (11/14/18)
	5	Creighton (12/8/18)



**#12 THOMAS ALLEN** | 6-1 | 184 | So. | G | Raleigh, N.C.

**CAREER STATS**

Year	GP	GS	Min	Avg	Total					Rebounds					PF	FO	Ast	TO	Blk	Stl	Pts	Avg			
					FG	FGA	Pct	3FG	3FGA	Pct	FT	FTA	Pct	Off									Def	Tot	Avg
2017-18	32	0	318	9.9	34	86	.395	17	48	.354	16	20	.800	5	26	31	1.0	8	0	17	20	0	7	101	3.2
2018-19	25	21	750	30.0	83	186	.446	33	85	.388	23	27	.852	8	63	71	2.8	26	0	49	24	5	38	222	8.9
<b>TOTAL</b>	<b>57</b>	<b>21</b>	<b>1068</b>	<b>18.7</b>	<b>117</b>	<b>272</b>	<b>.430</b>	<b>50</b>	<b>133</b>	<b>.376</b>	<b>39</b>	<b>47</b>	<b>.830</b>	<b>13</b>	<b>89</b>	<b>102</b>	<b>1.8</b>	<b>34</b>	<b>0</b>	<b>66</b>	<b>44</b>	<b>5</b>	<b>45</b>	<b>323</b>	<b>5.7</b>

**2018-19 GAME-BY-GAME**

Opponent	Date	GS	Min	TOTAL			3-PTS			REBOUNDS			PF	FO	A	TO	Blk	Stl	Pts	Avg					
				FG	FGA	Pct	3FG	FGA	Pct	FT	FTA	Pct									Off	Def	Tot	Avg	
Mississippi Valley St.	11/6/18	*	22	2	6	.333	2	5	.400	0	0	.000	0	5	5	5.0	0	0	4	1	0	2	6	6.0	
Southeastern Louisiana	11/11/18	*	22	3	5	.600	2	4	.500	2	2	1.000	0	2	2	3.5	2	0	5	2	0	3	10	8.0	
Seton Hall	11/14/18	*	27	3	10	.300	1	5	.200	0	0	.000	0	2	2	3.0	1	0	0	0	0	0	7	7.7	
vs. Missouri State	11/19/18	*	27	3	7	.429	2	4	.500	0	0	.000	0	2	2	2.8	0	0	2	0	0	5	8	7.8	
vs. Texas Tech	11/20/18	*	36	2	6	.333	0	2	.000	0	0	.000	0	0	0	2.2	0	0	0	1	0	1	4	7.0	
Western Illinois	11/24/18	*	23	3	7	.429	0	3	.000	0	0	.000	0	4	4	2.5	0	0	2	1	1	1	6	6.8	
at Clemson	11/26/18	*	31	2	4	.500	1	1	1.000	0	0	.000	0	1	1	2.3	0	0	3	1	0	1	5	6.6	
Illinois	12/2/18	*	31	2	4	.500	0	0	.000	4	4	1.000	0	2	2	2.3	3	0	1	3	0	2	8	6.8	
at Minnesota	12/5/18	*	33	4	6	.667	1	3	.333	0	1	.000	0	3	3	2.3	1	0	3	0	0	2	9	7.0	
Creighton	12/8/18	*	35	7	11	.636	2	5	.400	2	2	1.000	0	5	5	2.6	0	0	4	0	1	1	18	8.1	
vs. Oklahoma State	12/16/18	*	27	5	7	.714	2	3	.667	2	2	1.000	0	1	1	2.5	2	0	2	1	0	2	14	8.6	
Cal State Fullerton	12/22/18	*	21	4	5	.800	1	1	1.000	0	0	.000	0	3	3	2.5	1	0	1	0	0	1	9	8.7	
Southwest Minn. St.	12/29/18	*	25	3	7	.429	2	3	.667	2	2	1.000	0	0	0	2.3	0	0	2	0	0	1	10	8.8	
at Maryland	1/2/19	*	36	3	8	.375	1	3	.333	0	0	.000	0	1	1	2.2	2	0	1	0	0	1	7	8.6	
at No. 25 Iowa	1/6/19	*	35	3	8	.375	1	4	.250	3	4	.750	2	2	4	2.3	2	0	4	1	0	1	10	8.7	
Penn State	1/10/19	*	34	4	7	.571	1	3	.333	0	0	.000	0	6	6	2.6	1	0	1	1	1	2	9	8.8	
at No. 25 Indiana	1/14/19	*	36	3	9	.333	2	4	.500	2	2	1.000	0	1	1	2.5	1	0	2	1	0	3	10	8.8	
No. 6 Michigan State	1/17/19	*	33	3	7	.429	1	3	.333	2	2	1.000	1	1	2	2.4	2	0	2	0	0	2	9	8.8	
at Rutgers	1/21/19	*	28	2	6	.333	1	2	.500	0	0	.000	0	3	3	2.5	3	0	2	2	0	2	5	8.6	
Ohio State	1/26/19	*	34	2	11	.182	1	5	.200	0	0	.000	1	3	4	2.6	0	0	1	1	1	3	5	8.5	
No. 24 Wisconsin	1/29/19	*	34	4	9	.444	2	5	.400	0	0	.000	0	4	4	2.6	1	0	0	1	0	1	10	8.5	
at Illinois	2/2/19	*	32	5	12	.417	0	4	.000	1	3	.333	1	2	3	2.6	2	0	3	4	1	0	11	8.6	
No. 24 Maryland	2/6/19	*	29	2	6	.333	1	3	.333	2	2	1.000	1	1	2	2.6	1	0	0	1	0	0	7	8.6	
at No. 15 Purdue	2/9/19	*	26	6	9	.667	5	6	.833	1	1	1.000	1	1	2	2.6	1	0	1	1	0	0	18	9.0	
Minnesota	2/13/19	*	33	3	9	.333	1	4	.250	0	0	.000	1	8	9	2.8	0	0	3	1	0	1	7	8.9	
Northwestern	2/16/19	*	38	3	9	.333	1	3	.333	2	2	1.000	0	4	4	2.9	1	0	2	3	1	0	9	8.9	
<b>Totals</b>			<b>22</b>	<b>788</b>	<b>86</b>	<b>195</b>	<b>.441</b>	<b>34</b>	<b>88</b>	<b>.386</b>	<b>25</b>	<b>29</b>	<b>.862</b>	<b>8</b>	<b>67</b>	<b>75</b>	<b>2.9</b>	<b>27</b>	<b>0</b>	<b>51</b>	<b>27</b>	<b>6</b>	<b>38</b>	<b>231</b>	<b>8.9</b>

**NOTING ALLEN**

- First-year starter who gives the Huskers ball-handling and shooting
- Had nine points, four rebounds and two assists in a career-high 38 minutes against Northwestern
- Totaled seven points and led NU in rebounds (nine) and assists (three) vs. Minnesota
- Matched his career high with a team-high 18 points, including 5-of-6 from 3-point range, at No. 15 Purdue
- Came off the bench for seven points and two boards against No. 24 Maryland
- Scored nine of his 11 points in the second half at Illinois and added three assists
- Had 10 points on 4-of-9 shooting and four boards vs. No. 24 Wisconsin
- Chipped in nine points, two assists and two steals in 33 minutes against No. 6 Michigan State
- Finished with 10 points, three steals and two assists in the win at No. 25 Indiana
- Grabbed a career high six rebounds and scored nine points in the win over Penn State
- Finished with 10 points, four rebounds and four assists at No. 25 Iowa
- Reached double figures for the third time in four games with 10 points vs. Southwest Minnesota State
- Came off the bench vs. Cal State Fullerton and had nine points and three boards in 21 minutes
- Battled through illness to put up 14 points on 5-of-7 shooting and two assists in the win over Oklahoma State
- Enjoyed one of the finest games of his college career against Creighton, as he had a career-high 18 points on 7-of-11 shooting along with five rebounds and four assists
- Turned in a solid effort at Minnesota with nine points, three rebounds, three assists and two steals
- Finished with eight points, two assists and a career-high five steals against Missouri State
- Tallied 10 points and set personal bests with five assists and three steals against Southeastern Louisiana
- Was the only freshman in NU's rotation in 2017-18, playing in 32 games and averaging 3.2 points on 40 percent shooting along with 1.0 rebound per game
- Played his best game of the season against No. 13 Kansas, setting personal bests in points (13), field goals (five), 3-pointers (three) and rebounds (two) in just 14 minutes off the bench
- Top-100 player by ESPN in the class of 2017, as he led Brewster Academy to a 33-0 record and a National Prep title in 2017
- Named the NEPSAC Class AAA Player of the Year in 2017 after averaging 18 points per game, including 48 percent shooting from 3-point range
- Set a school record with 115 3-pointers, including 11 as part of a 50-point outburst as a senior
- Originally signed with North Carolina State, but was released from his NLI after Mark Gottfried was dismissed and was recruited by Kansas, Georgetown and Xavier before signing with Nebraska

**MISC. STATS**

Category	2018-19	Career
Double-Figure Scoring	9	11
Double-Figure Rebounding	0	0
Double-Figure Assists	0	0
Double-Doubles	0	0
Led NU in Scoring	1	1
Led NU in Rebounding	1	1
Led NU in Assists	4	4
20+ Point Games	0	0
30+ Point Games	0	0

**TOP PERFORMANCES OF 2018-19**

Category	No.	Opponent (Date)
Points	18	Creighton (12/8/18)
	18	at Purdue (2/9/19)
	14	vs. Oklahoma State (12/16/18)
	11	at Illinois (2/2/19)
Rebounds	9	Minnesota (2/13/19)
	6	Penn State (1/10/19)
	5	Mississippi Valley St. (11/6/18)
	5	Creighton (12/8/18)
Assists	5	Southeastern Louisiana (11/11/18)
	4	Mississippi Valley St. (11/6/18)
	4	Creighton (12/8/18)
	4	at Iowa (1/6/19)



**#14 ISAAC COPELAND JR.** | 6-9 | 225 | Sr. | F | Raleigh, N.C.



**CAREER STATS**

\*-AT GEORGETOWN

Year	GP	GS	Min		Total			3PTS			FT			Rebounds				PF	FO	Ast	TO	Blk	Stl	Pts	Avg
			FG	FGA	Pct	3FG	3FGA	Pct	FT	FTA	Pct	Off	Def	Tot	Avg										
2014-15*	33	11	661	20.0	83	184	.451	21	54	.389	38	47	.809	30	97	127	3.8	46	0	23	36	19	8	225	6.8
2015-16*	33	33	1057	32.0	130	303	.429	34	125	.272	71	90	.789	47	132	179	5.4	68	0	66	54	20	25	365	11.1
2016-17*	7	5	137	19.6	11	40	.275	0	10	.000	16	19	.842	8	15	23	3.3	12	0	6	7	0	6	38	5.4
2017-18	33	33	1012	30.7	159	337	.472	41	111	.369	66	94	.702	55	146	201	6.1	56	1	38	33	33	27	425	12.9
2018-19	20	20	613	30.7	105	200	.525	25	71	.352	45	65	.692	30	77	107	5.4	41	2	22	31	18	21	280	14.0
<b>TOTAL</b>	<b>53</b>	<b>53</b>	<b>1625</b>	<b>30.7</b>	<b>264</b>	<b>537</b>	<b>.492</b>	<b>66</b>	<b>182</b>	<b>.363</b>	<b>111</b>	<b>159</b>	<b>.698</b>	<b>85</b>	<b>223</b>	<b>308</b>	<b>5.8</b>	<b>97</b>	<b>3</b>	<b>60</b>	<b>64</b>	<b>51</b>	<b>48</b>	<b>705</b>	<b>13.3</b>
<i>All*</i>	<i>126</i>	<i>102</i>	<i>3480</i>	<i>27.6</i>	<i>488</i>	<i>1064</i>	<i>.459</i>	<i>121</i>	<i>371</i>	<i>.326</i>	<i>236</i>	<i>315</i>	<i>.749</i>	<i>170</i>	<i>467</i>	<i>637</i>	<i>5.1</i>	<i>223</i>	<i>3</i>	<i>155</i>	<i>161</i>	<i>90</i>	<i>87</i>	<i>1333</i>	<i>10.6</i>

**2018-19 GAME-BY-GAME**

Opponent	Date	GS	Min	TOTAL			3-PTS			FT			REBOUNDS				PF	FO	A	TO	Blk	Stl	Pts	Avg	
				FG	FGA	Pct	3FG	3FGA	Pct	FT	FTA	Pct	Off	Def	Tot	Avg									
Mississippi Valley St.	11/06/18	*	23	5	9	.556	0	3	.000	0	0	.000	1	3	4	4.0	1	0	1	1	1	1	10	10.0	
Southeastern Louisiana	11/11/18	*	23	4	6	.667	1	3	.333	2	2	1.000	1	2	3	3.5	0	0	1	3	1	1	11	10.5	
Seton Hall	11/14/18	*	39	6	11	.545	2	5	.400	4	4	1.000	4	6	10	5.7	1	0	1	1	3	2	18	13.0	
vs. Missouri State	11/19/18	*	31	9	14	.643	2	3	.667	3	6	.500	2	5	7	6.0	2	0	4	2	1	1	23	15.5	
vs. Texas Tech	11/20/18	*	38	5	9	.556	1	3	.333	9	14	.643	2	6	8	6.4	1	0	2	3	0	2	20	16.4	
Western Illinois	11/24/18	*	24	2	5	.400	0	3	.000	3	6	.500	1	3	4	6.0	3	0	1	2	1	3	7	14.8	
at Clemson	11/26/18	*	35	6	11	.545	0	3	.000	4	4	1.000	3	3	6	6.0	2	0	3	4	1	1	16	15.0	
Illinois	12/2/18	*	35	6	9	.667	1	1	1.000	3	5	.600	1	4	5	5.9	0	0	1	2	1	1	16	15.1	
at Minnesota	12/05/18	*	26	7	15	.467	3	5	.600	0	0	.000	4	3	7	6.0	5	1	1	0	1	1	17	15.3	
Creighton	12/8/18	*	33	4	8	.500	2	4	.500	1	2	.500	1	6	7	6.1	2	0	0	1	0	0	11	14.9	
vs. Oklahoma State	12/16/18	*	34	7	11	.636	1	3	.333	1	1	1.000	2	3	5	6.0	1	0	2	1	1	1	16	15.0	
Cal State Fullerton	12/22/18	*	31	3	8	.375	1	3	.333	5	7	.714	0	4	4	5.8	3	0	0	1	0	1	12	14.8	
Southwest Minn. St.	12/29/18	*	25	5	11	.455	2	4	.500	0	0	.000	1	2	3	5.6	1	0	0	0	0	1	12	14.5	
at Maryland	1/2/19	*	31	3	4	.750	2	2	1.000	0	0	.000	0	3	3	5.4	3	0	0	3	1	1	8	14.1	
at No. 25 Iowa	1/6/19	*	30	8	16	.500	1	4	.250	7	8	.875	4	2	6	5.5	4	0	2	0	1	2	24	14.7	
Penn State	1/10/19	*	38	4	10	.400	0	4	.000	0	0	.000	0	3	3	5.3	1	0	2	2	2	1	8	14.3	
at No. 25 Indiana	1/14/19	*	34	6	11	.545	1	4	.250	1	2	.500	2	6	8	5.5	5	1	0	1	1	0	14	14.3	
No. 6 Michigan State	1/17/19	*	36	5	12	.417	1	5	.200	2	4	.500	0	5	5	5.4	1	0	1	0	0	0	13	14.2	
at Rutgers	1/21/19	*	32	7	15	.467	2	6	.333	0	0	.000	1	7	8	5.6	4	0	0	2	2	1	16	14.2	
Ohio State	1/26/19	*	15	3	5	.600	2	3	.667	0	0	.000	0	1	1	5.4	1	0	0	2	0	0	8	14.0	
No. 24 Wisconsin	1/29/19																								
at Illinois	2/2/19																								
No. 24 Maryland	2/6/19																								
at No. 15 Purdue	2/9/19																								
Minnesota	2/13/19																								
Northwestern	2/16/19																								
<b>Totals</b>			20	613	105	200	.525	25	71	.352	45	65	.692	30	77	107	5.4	41	2	22	31	18	21	280	14.0

•Hall of Fame Classic All-Tournament Team •Senior CLASS Award Nominee

**NOTING COPELAND**

- Senior forward who tested the NBA Draft waters and returned for his senior year
- Had eight points in 15 minutes against Ohio State before he tore his left ACL, ending his senior season
- Reached double figures against No. 6 Michigan State with 13 points and five boards
- Played a significant role in the win at No. 25 Indiana with 14 points, eight boards and a blocked shot before fouling out
- Led NU with 24 points, including 7-of-8 from the line, and six boards at No. 25 Iowa
- Reached double figures for the seventh straight game with 12 points vs. Southwest Minnesota State
- Scored 16 points, grabbed five boards and had two assists vs. Oklahoma State, including five straight points after NU fell behind 28-21 late in the first half
- Had 11 points and seven rebounds in the win over Creighton
- Led the Huskers in scoring (17 points) and rebounds (seven) at Minnesota, including a trio of 3-pointers
- Finished with 16 points on 6-of-9 shooting and five rebounds in the win over Illinois
- Came up big in the win over Clemson with 16 points, six rebounds three assists and a key block late in the contest
- Paced NU with 20 points and seven boards, as he set personal bests in free throws made (nine) and attempted (14)
- Carried NU in the win over Missouri State with team-highs in points (23), rebounds (seven) and assists (three)
- Shined in the win over Seton Hall, tallying 18 points and a game-high 10 rebounds for a double-double while also blocking three shots
- Earned his undergraduate degree in sociology in May of 2018
- All-Big Ten performer who was second on the team in scoring (12.9 ppg), rebounding (6.1 rpg) and blocked shots (1.0 bpg) in 2017-18
- Received a medical hardship in 2016-17, as he played in just seven games before back surgery
- Was a preseason All-Big East selection as a sophomore (11.2 ppg, 5.4 rpg, 2.0 apg) and reached double figures 20 times as a sophomore, including a career-high 32-point, nine-rebound effort vs. Marquette while at Georgetown
- Helped Georgetown make the 2015 NCAA Tournament as a freshman, playing in all 33 games and earning a spot on the Big East All-rookie team
- Ranked as the No. 16 player in the class of 2014 by ESPN, as he led Brewster Academy to the National Prep Championship in 2013-14
- Was a teammate of Husker guard Anton Gill at Ravenscroft High School, leading the school to the 2011-12 North Carolina 3A State Championship

**MISC. STATS**

Category	2018-19	Career
Double-Figure Scoring *	16	73
Double-Figure Rebounding*	1	7
Double-Figure Assists*	0	0
Double-Doubles*	1	5
Led NU in Scoring	4	13
Led NU in Rebounding	5	17
Led NU in Assists	2	5
20+ Point Games*	3	12
30+ Point Games*	0	2

\*-Includes Georgetown

**TOP PERFORMANCES OF 2018-19**

Category	No.	Opponent (Date)
Points	24	at Iowa (1/6/18)
	23	Missouri State (11/19/18)
	20	Texas Tech (11/20/18)
Rebounds	10	Seton Hall (11/14/18)
	8	at Indiana (1/14/19)
Assists	8	at Rutgers (1/21/19)
	4	Missouri State (11/19/18)
Blocks	3	at Clemson (2/26/18)
	3	Seton Hall (11/14/18)
	2	Penn State (1/10/19)
	2	at Rutgers (2/21/19)



**#15 ISAIAH ROBY** | 6-8 | 230 | Jr. | F | Dixon, Ill.

**CAREER STATS**

Year	GP	GS	Min	Avg	Total					Rebounds					PF	FO	Ast	TO	Blk	Stl	Pts	Avg			
					FG	FGA	Pct	3FG	3FGA	Pct	FT	FTA	Pct	Off									Def	Tot	Avg
2016-17	30	4	457	15.2	37	94	.394	4	20	.200	16	21	.762	36	52	88	2.9	58	1	22	36	25	16	94	3.1
2017-18	32	13	769	24.0	95	168	.565	17	42	.405	71	98	.724	53	147	200	6.3	103	4	53	48	63	20	278	8.7
2018-19	24	24	721	30.0	92	208	.442	15	51	.294	63	98	.643	46	119	165	6.9	81	3	49	49	41	32	262	10.9
<b>TOTAL</b>	<b>86</b>	<b>41</b>	<b>1947</b>	<b>22.6</b>	<b>224</b>	<b>470</b>	<b>.477</b>	<b>36</b>	<b>113</b>	<b>.319</b>	<b>150</b>	<b>217</b>	<b>.691</b>	<b>135</b>	<b>318</b>	<b>453</b>	<b>5.3</b>	<b>242</b>	<b>8</b>	<b>124</b>	<b>133</b>	<b>129</b>	<b>68</b>	<b>634</b>	<b>7.4</b>

**2018-19 GAME-BY-GAME**

Opponent	Date	GS	Min	TOTAL			3-PTS			REBOUNDS			PF	FO	A	TO	Blk	Stl	Pts	Avg					
				FG	FGA	Pct	3FG	FGA	Pct	FT	FTA	Pct									Off	Def	Tot	Avg	
Mississippi Valley St.	11/06/18	*	16	2	2	1.000	0	0	.000	2	2	1.000	1	4	5	5.0	3	0	2	2	1	2	6	6.0	
Southeastern Louisiana	11/11/18	*	22	2	3	.667	0	1	.000	6	8	.750	1	6	7	6.0	1	0	2	4	2	3	10	8.0	
Seton Hall	11/14/18	*	17	3	5	.600	1	1	1.000	0	0	.000	1	3	4	5.3	4	0	3	1	1	1	7	7.7	
vs. Missouri State	11/19/18	*	29	4	9	.444	0	3	.000	5	6	.833	2	5	7	5.8	3	0	4	0	3	0	13	9.0	
vs. Texas Tech	11/20/18	*	37	2	5	.400	0	0	.000	2	3	.667	2	4	6	5.8	3	0	0	4	3	2	6	8.4	
Western Illinois	11/24/18	*	28	4	10	.400	1	2	.500	0	0	.000	1	6	7	6.0	1	0	1	1	0	1	9	8.5	
at Clemson	11/26/18	*	22	3	6	.500	1	3	.333	0	0	.000	1	2	3	5.6	4	0	1	0	0	1	7	8.3	
Illinois	12/2/18	*	31	3	8	.375	0	2	.000	2	3	.667	0	6	6	5.6	4	0	3	3	0	3	8	8.3	
at Minnesota	12/05/18	*	32	5	13	.385	0	3	.000	5	6	.833	3	1	4	5.4	5	1	1	2	3	2	15	9.0	
Creighton	12/8/18	*	32	5	9	.556	0	2	.000	5	8	.625	5	3	8	5.7	3	0	4	3	2	0	15	9.6	
vs. Oklahoma State	12/16/18	*	27	2	4	.500	0	0	.000	1	1	1.000	1	6	7	5.8	4	0	1	2	1	4	5	9.2	
Cal State Fullerton	12/22/18	*	31	5	13	.385	1	3	.333	9	16	.563	1	7	8	6.0	2	0	3	2	2	0	20	10.1	
Southwest Minn. St.	12/29/18		DNP-Injury																						
at Maryland	1/2/19	*	35	3	7	.429	1	2	.500	4	8	.500	3	4	7	6.1	2	0	2	1	2	0	11	10.2	
at No. 25 Iowa	1/6/19	*	23	8	10	.800	1	1	1.000	0	0	.000	2	7	9	6.3	4	0	0	0	1	0	17	10.6	
Penn State	1/10/19	*	38	8	9	.889	2	3	.667	4	5	.800	5	6	11	6.6	4	0	1	0	4	2	22	11.4	
at No. 25 Indiana	1/14/19	*	24	4	9	.444	1	2	.500	0	0	.000	0	4	4	6.4	4	0	1	2	2	1	9	11.3	
No. 6 Michigan State	1/17/19	*	29	3	8	.375	0	3	.000	0	1	.000	3	4	7	6.5	5	1	2	5	1	2	6	10.9	
at Rutgers	1/21/19	*	32	2	6	.333	0	1	.000	2	6	.333	3	5	8	6.6	4	0	2	3	2	3	6	10.7	
Ohio State	1/26/19	*	32	3	6	.500	1	1	1.000	0	0	.000	1	8	9	6.7	5	1	3	4	0	0	7	10.5	
No. 24 Wisconsin	1/29/19	*	33	5	13	.385	1	2	.500	7	9	.778	5	4	9	6.8	3	0	3	1	2	1	18	10.9	
at Illinois	2/2/19	*	39	3	11	.273	1	5	.200	2	4	.500	1	7	8	6.9	4	0	3	1	1	0	9	10.8	
No. 24 Maryland	2/6/19	*	40	7	22	.318	2	6	.333	4	8	.500	4	10	14	7.2	2	0	0	1	5	2	20	11.2	
at No. 15 Purdue	2/9/19	*	35	3	11	.273	1	4	.250	3	4	.750	0	3	3	7.0	4	0	4	2	1	2	10	11.1	
Minnesota	2/13/19	*	37	3	9	.333	0	1	.000	0	0	.000	0	4	4	6.9	3	0	3	5	2	0	6	10.9	
Northwestern	2/16/19	*	38	7	19	.368	3	8	.375	2	3	.667	5	11	16	7.2	0	0	2	2	5	2	19	11.2	
<b>Totals</b>			25	759	99	227	.436	18	59	.305	65	101	.644	51	130	181	7.2	81	3	51	51	46	34	281	11.2

**NOTING ROBY**

- Athletic forward who fills several roles on the Husker front line
- Posted his third double-double of the year with 19 points and season-highs in rebounds (16) and blocked shots (five)
- Finished with 10 points, four assists and three rebounds at No. 15 Purdue
- Recorded his second double-double of the season with 22 points, 14 rebounds and five blocked shots vs. Maryland
- Nearly put together a double-double with 19 points, nine rebounds and three assists vs. No. 24 Wisconsin
- Had seven points, a game-high nine rebounds and three assists in the loss to Ohio State
- Scored five of his nine points in a game-opening 9-0 run as NU led from wire to wire at No. 25 Indiana, finishing with nine points, four boards and two blocked shots
- Turned in a career effort against Penn State with 22 points on 8-of-9 shooting and season highs in both rebounds (11) and blocked shots (four)
  - Had 17 points on 8-of-10 shooting and a team-high nine rebounds at Iowa
  - Posted a career-high 20 points, including 9-of-16 from the foul line, eight boards & three dimes vs. Cal State Fullerton
  - Totaled five points and led NU in rebounds (seven) and steals (four) in the win over Oklahoma State
  - Keyed the win over Creighton with then-season highs in points (15), rebounds (eight) and assists (four) while blocking two shots
- Put together one of his best games with a season-high 15 points, four rebounds and three blocked shots at Minnesota
- Tallied nine points and matched his season high with seven rebounds in the win over Western Illinois
- Finished with six points, six rebounds and three blocked shots against Texas Tech
- Scored a season-high 13 points and added seven rebounds, a career-high four assists and three blocks vs. Missouri St.
- Had 10 points, seven rebounds, two blocks and three steals against Southeastern Louisiana
- Battled foul trouble against Seton Hall, finishing with seven points, four boards and three assists in 17 minutes
- Athletic forward who averaged 8.7 points and led NU in rebounding (6.3 rpg) and blocked shots (2.0 bpg) in 2017-18
- Tallied four double-doubles in 13 games after moving into the starting lineup midway through the 2017-18 campaign
- Played in 30 games as a freshman, ranking third on the team in blocked shots while playing just 15 minutes per game
- Ranked as one of the top-150 recruits in the country by Rivals and Scout in the class of 2017
- Averaged 19.7 points, 10.5 rebounds, 5.5 assists and 3.9 blocks per game as a senior at Dixon (Ill.) High School and finished eighth in the Mr. Basketball voting in Illinois in 2016

**MISC. STATS**

Category	2017-18	Career
Double-Figure Scoring	12	29
Double-Figure Rebounding	3	8
Double-Figure Assists	0	0
Double-Doubles	3	7
Led NU in Scoring	4	7
Led NU in Rebounding	12	26
Led NU in Assists	5	8
20+ Point Games	3	3
30+ Point Games	0	0

**TOP PERFORMANCES OF 2018-19**

Category	No.	Opponent (Date)
Points	22	Penn State (1/10/19)
	20	Cal State Fullerton (12/22/18)
	20	Maryland (2/6/19)
	19	Wisconsin (1/29/19)
Rebounds	16	Northwestern (2/16/19)
	14	Maryland (2/6/19)
	11	Penn State (1/10/19)
Assists	4	Missouri State (11/19/18)
	4	Creighton (12/8/18)
	4	at Purdue (2/9/19)
	4	
Blocks	5	Maryland (2/6/19)
	5	Northwestern (2/16/19)
	4	Penn State (1/10/19)



**#20 TANNER BORCHARDT** | 6-8 | 250 | Sr. | F | Gothenburg, Neb.

**CAREER STATS**

Year	GP	GS	Min	Avg	Total					Rebounds					PF	FO	Ast	TO	Blk	Stl	Pts	Avg			
					FG	FGA	Pct	3FG	3FGA	Pct	FT	FTA	Pct	Off									Def	Tot	Avg
2015-16	8	0	28	3.5	3	3	1.000	0	0	.000	0	0	.000	2	7	9	1.1	5	0	0	5	0	0	6	0.8
2016-17	1	0	1	1.0	0	0	.000	0	0	.000	0	0	.000	0	0	0	0.0	1	0	0	0	0	0	0	0.0
2017-18	20	0	118	5.9	6	13	.462	0	0	.000	6	14	.429	17	19	36	1.8	23	0	2	2	4	2	18	0.9
2018-19	25	6	398	15.9	26	43	.605	0	0	.000	12	22	.545	51	47	98	3.9	61	2	11	10	6	9	64	2.6
<b>TOTAL</b>	<b>54</b>	<b>6</b>	<b>545</b>	<b>10.1</b>	<b>35</b>	<b>59</b>	<b>.593</b>	<b>0</b>	<b>0</b>	<b>.000</b>	<b>18</b>	<b>36</b>	<b>.500</b>	<b>70</b>	<b>73</b>	<b>143</b>	<b>2.6</b>	<b>90</b>	<b>2</b>	<b>13</b>	<b>17</b>	<b>10</b>	<b>11</b>	<b>88</b>	<b>1.6</b>

**2018-19 GAME-BY-GAME**

Opponent	Date	GS	Min	TOTAL			3-PTS			REBOUNDS			PF	FO	A	TO	Blk	Stl	Pts	Avg				
				FG	FGA	Pct	3FG	FGA	Pct	FT	FTA	Pct									Off	Def	Tot	Avg
Mississippi Valley St.	11/06/18	13	1	1	1.000	0	0	.000	1	1	1.000	2	2	4	4.0	3	0	0	1	0	1	3	3.0	
Southeastern Louisiana	11/11/18	12	0	1	.000	0	0	.000	0	0	.000	0	2	2	3.0	4	0	0	1	0	0	0	1.5	
Seton Hall	11/14/18	12	1	2	.500	0	0	.000	3	4	75.0%	3	4	7	4.3	4	0	1	2	0	1	2	1.7	
vs. Missouri State	11/19/18	11	1	1	1.000	0	0	.000	1	2	.500	2	3	5	4.5	1	0	0	1	0	1	0	3	2.0
vs. Texas Tech	11/20/18	5	0	0	.000	0	0	.000	1	2	.500	1	1	2	4.0	2	0	0	0	0	0	0	1	1.8
Western Illinois	11/24/18	14	1	3	.333	0	0	.000	2	1	3	3.8	0	0	0	1	1	1	0	1	0	2	1.8	
at Clemson	11/26/18	16	1	1	1.000	0	0	.000	1	2	.500	2	0	2	3.6	1	0	0	0	0	1	3	2.0	
Illinois	12/2/18	15	0	0	.000	0	0	.000	0	0	.000	0	2	2	3.4	3	0	1	1	1	0	0	1.8	
at Minnesota	12/05/18	7	0	0	.000	0	0	.000	0	0	.000	0	0	0	3.0	2	0	0	0	0	0	0	1.6	
Creighton	12/8/18	12	1	3	.333	0	0	.000	3	2	5	3.2	2	0	0	0	0	0	1	2	1	2	1.6	
vs. Oklahoma State	12/16/18	13	1	1	1.000	0	0	.000	1	2	.500	0	0	0	2.9	2	0	0	1	0	1	0	3	1.7
Cal State Fullerton	12/22/18	9	0	0	.000	0	0	.000	0	0	.000	0	1	1	2.8	2	0	1	0	0	0	0	1.6	
Southwest Minn. St.	12/29/18	* 17	2	2	1.000	0	0	.000	5	4	9	3.2	2	0	0	1	0	1	0	1	4	4	1.8	
at Maryland	1/2/19	19	4	4	1.000	0	0	.000	0	0	.000	0	2	2	3.1	2	0	0	0	0	0	0	8	2.2
at No. 25 Iowa	1/6/19	14	0	0	.000	0	0	.000	0	0	.000	0	0	0	2.9	4	0	0	0	1	0	0	0	2.1
Penn State	1/10/19	2	0	0	.000	0	0	.000	1	0	1	2.8	1	0	1	1	0	1	1	0	0	0	0	1.9
at No. 25 Indiana	1/14/19	17	3	4	.750	0	0	.000	1	2	.500	2	3	5	2.9	2	0	0	0	0	1	7	2.2	
No. 6 Michigan State	1/17/19	12	0	2	.000	0	0	.000	3	1	4	3.0	3	0	2	0	0	0	0	0	0	0	0	2.1
at Rutgers	1/21/19	14	1	1	1.000	0	0	.000	0	0	.000	1	0	1	2.9	2	0	0	0	0	0	0	2	2.1
Ohio State	1/26/19	25	1	3	.333	0	0	.000	1	2	.500	3	5	8	3.2	2	0	1	0	0	1	3	2.2	
No. 24 Wisconsin	1/29/19	* 15	0	1	.000	0	0	.000	1	2	.500	5	1	6	3.3	5	1	1	0	0	0	0	1	2.1
at Illinois	2/2/19	* 32	6	9	.667	0	0	.000	0	2	.000	11	7	18	4.0	3	0	1	0	0	0	1	12	2.5
No. 24 Maryland	2/6/19	* 25	0	1	.000	0	0	.000	3	4	.750	2	4	6	4.0	5	1	0	0	0	0	0	3	2.6
at No. 15 Purdue	2/9/19	* 36	2	3	.667	0	0	.000	1	1	1.000	3	2	5	4.1	1	0	1	2	1	0	0	5	2.7
Minnesota	2/13/19	* 31	0	0	.000	0	0	.000	0	0	.000	0	0	0	3.9	3	0	1	0	0	0	0	0	2.6
Northwestern	2/16/19	* 33	1	3	.333	0	0	.000	0	0	.000	3	2	5	4.0	2	0	0	0	0	0	0	2	2.5
<b>Totals</b>		<b>7</b>	<b>431</b>	<b>27</b>	<b>46</b>	<b>.587</b>	<b>0</b>	<b>0</b>	<b>.000</b>	<b>12</b>	<b>22</b>	<b>.545</b>	<b>54</b>	<b>49</b>	<b>103</b>	<b>4.0</b>	<b>63</b>	<b>2</b>	<b>11</b>	<b>10</b>	<b>6</b>	<b>9</b>	<b>66</b>	<b>2.5</b>

**NOTING BORCHARDT**

- Senior who was NU's top reserve forward off the bench before moving into the starting lineup after the season-ending knee injury to Isaac Copeland Jr.
- Had two points and five rebounds in the win over Northwestern
- Played a career-high 36 minutes against Purdue, finishing with five points and five rebounds
- Played 25 minutes against Maryland, totaling six rebounds and three points, all coming from the foul line
- Put together the best effort of his career at Illinois, setting career bests in points (12), rebounds (18), minutes (32) and field goals (six) for his first career double-double
- Borchardt's 18-rebound effort matched the most by a Husker player since 2007
- Started vs. No. 24 Wisconsin, Grabbing six rebounds in 15 minutes before fouling out
- Played a then career-high 25 minutes against Ohio State, grabbing eight rebounds and scoring two points
- Tallied four boards and a career-high two assists in 12 minutes vs. No. 6 Michigan State
- Played a significant role in the win at No. 25 Indiana with seven points on 3-of-4 shooting and five boards in 17 minutes
- Played well off the bench at Maryland, matching his career high with eight points in 19 minutes of work
- Made his first career start against Southwest Minnesota State and had nine rebounds and four points in a then-career-high 17 minutes
- Former walk-on who was placed on scholarship on Dec. 22, 2017, and is on scholarship as a senior as he has lost 35 pounds since his freshman season
- Came off the bench for three points and a steal in 13 minutes against Oklahoma State
- Had two points and five boards in 12 minutes off the bench against Creighton
- Played 16 minutes and had three points and two boards in the win at Clemson
- Totaled two points, three boards and a blocked shot while playing 14 minutes against Western Illinois
- Saw extensive action in the win over Seton Hall, grabbing seven rebounds and added two points in 17 minutes of work
- Played 13 minutes vs. Mississippi Valley State, finishing with three points and four rebounds
- Reserve post player who saw action in 20 games in 2017-18, averaging 0.9 points and 1.8 rebounds per game
- Put together the best game of his career in helping Nebraska beat Stetson, totaling career highs in points (eight), rebounds (10) and blocked shots (two) in 14 second-half minutes
- Didn't play for most of his sophomore season until he rejoined the team on Feb. 2, 2017, to add frontcourt depth
- Played in eight games as a freshman in 2015-16, totaling six points and nine rebounds in 28 minutes of work
- Originally walked on to the team after an open tryout in October of 2015
- Offered football scholarships by Wyoming, Ohio and Colorado State as an offensive tackle at Gothenburg High School

**MISC. STATS**

Category	2018-19	Career
Double-Figure Scoring	1	1
Double-Figure Rebounding	1	2
Double-Figure Assists	0	0
Double-Doubles	1	1
Led NU in Scoring	0	0
Led NU in Rebounding	3	4
Led NU in Assists	0	0
20+ Point Games	0	0
30+ Point Games	0	0

**TOP PERFORMANCES OF 2018-19**

Category	No.	Opponent (Date)
Points	12	at Illinois (2/2/19)
	8	at Maryland (1/2/19)
	7	at Indiana (1/14/19)
Rebounds	18	at Illinois (2/2/19)
	9	Southwest Minn. St. (12/29/18)
Assists	8	Ohio State (1/26/19)
	2	Michigan State (1/17/19)
	1	at Purdue (2/9/19)
	1	Ohio State (1/26/19)
	1	Seton Hall (11/14/18)
1	1	Illinois (12/2/18)
	1	Cal State Fullerton (12/22/18)
	1	Southwest Minn. St. (12/29/18)
	1	at Illinois (2/2/19)



**#25 NANA AKENTEN** | 6-6 | 218 | So. | G | Bolingbrook, Ill.

**CAREER STATS**

Year	GP	GS	Min	Avg	Total					Rebounds					PF	FO	Ast	TO	Blk	Stl	Pts	Avg			
					FG	FGA	Pct	3FG	3FGA	Pct	FT	FTA	Pct	Off									Def	Tot	Avg
2017-18	7	0	21	3.0	2	9	.222	2	8	.250	1	2	.500	1	1	2	0.3	0	0	0	0	0	7	1.0	
2018-19	24	2	318	13.3	36	104	.346	22	69	.319	7	12	.583	16	47	63	2.6	33	0	7	9	3	9	101	4.2
<b>TOTAL</b>	<b>31</b>	<b>2</b>	<b>339</b>	<b>10.9</b>	<b>38</b>	<b>113</b>	<b>.336</b>	<b>24</b>	<b>77</b>	<b>.312</b>	<b>8</b>	<b>14</b>	<b>.571</b>	<b>17</b>	<b>48</b>	<b>65</b>	<b>2.1</b>	<b>33</b>	<b>0</b>	<b>7</b>	<b>9</b>	<b>3</b>	<b>9</b>	<b>108</b>	<b>3.5</b>

**2018-1 GAME-BY-GAME**

Opponent	Date	GS	Min	TOTAL			3-PTS			REBOUNDS			PF	FO	A	TO	Blk	Stl	Pts	Avg					
				FG	FGA	Pct	3FG	FGA	Pct	FT	FTA	Pct									Off	Def	Tot	Avg	
Mississippi Valley St.	11/06/18		13	6	14	.429	5	11	.455	1	3	.333	0	4	4	4.0	1	0	0	18	18.0				
Southeastern Louisiana	11/11/18		15	3	4	.750	3	4	.750	0	0	.000	0	1	1	2.5	1	0	1	9	13.5				
Seton Hall	11/14/18		11	1	3	.333	0	1	.000	0	0	.000	0	2	2	2.3	2	0	0	2	9.7				
vs. Missouri State	11/19/18		18	4	6	.667	3	5	.600	0	0	.000	0	1	1	2.0	2	0	1	0	11	10.0			
vs. Texas Tech	11/20/18		10	1	4	.250	0	3	.000	0	0	.000	0	2	2	2.0	3	0	0	0	2	8.4			
Western Illinois	11/24/18		16	2	6	.333	1	4	.250	1	2	.500	2	2	4	2.3	0	0	1	0	6	8.0			
at Clemson	11/26/18		13	2	5	.400	1	3	.333	0	0	.000	2	0	2	2.3	0	0	1	0	5	7.6			
Illinois	12/2/18		13	1	3	.333	0	1	.000	2	2	1.000	2	2	4	2.5	1	0	0	0	4	7.1			
at Minnesota	12/05/18		12	1	1	1.000	1	1	1.000	0	0	.000	0	1	1	2.3	3	0	1	0	3	6.7			
Creighton	12/8/18		15	1	5	.200	1	3	.333	0	0	.000	2	2	4	2.5	3	0	0	1	3	6.3			
vs. Oklahoma State	12/16/18	*	16	0	3	.000	0	2	.000	0	0	.000	1	4	5	2.7	2	0	1	1	0	5.7			
Cal State Fullerton	12/22/18	*	21	3	4	.750	3	4	.750	0	0	.000	0	4	4	2.8	1	0	2	0	9	6.0			
Southwest Minn. St.	12/29/18		22	3	7	.429	1	4	.250	1	1	1.000	1	5	6	3.1	0	0	3	0	8	6.2			
at Maryland	1/2/19		9	0	2	.000	0	1	.000	0	0	.000	0	1	1	2.9	0	0	0	0	0	5.7			
at No. 25 Iowa	1/6/19		21	2	6	.333	1	4	.250	2	3	.667	0	5	5	3.1	3	0	1	0	1	7	5.8		
Penn State	1/10/19		7	0	1	.000	0	1	.000	0	0	.000	0	0	0	2.9	0	0	0	0	0	5.4			
at No. 25 Indiana	1/14/19		16	0	3	.000	0	3	.000	0	0	.000	0	2	2	2.8	2	0	1	0	0	5.1			
No. 6 Michigan State	1/17/19		10	2	4	.500	0	2	.000	0	1	.000	1	0	1	2.7	2	0	0	0	0	4	5.1		
at Rutgers	1/21/19		11	1	3	.333	0	1	.000	0	0	.000	0	1	1	2.6	2	0	0	0	2	4.9			
Ohio State	1/26/19		15	0	4	.000	0	3	.000	0	0	.000	0	1	1	2.6	1	0	0	0	0	4.7			
No. 24 Wisconsin	1/29/19		8	0	4	.000	0	1	.000	0	0	.000	1	1	2	2.5	2	0	0	0	0	4.4			
at Illinois	2/2/19		6	0	2	.000	0	1	.000	0	0	.000	1	0	1	2.5	0	0	1	0	1	4.2			
No. 24 Maryland	2/6/19		12	1	4	.250	1	3	.333	0	0	.000	1	3	4	2.5	2	0	0	0	0	3	4.2		
at No. 15 Purdue	2/9/19		8	2	6	.333	1	3	.333	0	0	.000	2	3	5	2.6	0	0	0	1	0	5	4.2		
Minnesota	2/13/19																								
Northwestern	2/16/19																								
Totals			2	318	36	104	.346	22	69	.319	7	12	.583	16	47	63	2.6	33	0	7	9	3	9	101	4.2

**NOTING AKENTEN**

- Typically NU's top wing off the bench who provides scoring and rebounding
- Provided a first-half spark at No. 15 Purdue with five points and five boards in eight minutes
- Had three points, including his first 3-pointer since Jan. 6, and four rebounds in 12 minutes vs. No. 24 Maryland
- Had a steal, a rebound and an assist in six minutes at Illinois
- Finished with two points and two steals in 11 minutes at Rutgers
- Had four points and played solid defense in 11 minutes of work against No. 6 Michigan State
- Played just seven minutes against Penn State as he battled illness for most of the week
- Finished with seven points and five boards in 21 minutes off the bench against Iowa
- Scored eight points and grabbed a career-high six rebounds in a career-high 22 minutes vs. Southwest Minn. State
- Had nine points on 3-of-4 shooting and four rebounds in a start vs. Cal State Fullerton
- Made his first career start vs. Oklahoma State and had five rebounds and a blocked shot in 16 minutes
- Played well against Creighton with three points and set personal bests in both steals (three) and rebounds (four)
- Had three points and a rebound in 12 minutes at Minnesota
- Finished with four points and four rebounds in 13 minutes against Illinois
- Came off the bench with five points and two offensive rebounds in 13 minutes at Clemson
- Totaled six points and tied his season high with four rebounds in the win over Western Illinois
- Provided a spark off the bench in the win over Missouri State with 11 points on 4-of-6 shooting
- Enjoyed a career night against Mississippi Valley State, tallying 18 points, including five 3-pointers, in just 13 minutes
- Came off the bench and had nine points on 3-of-4 shooting from 3-point range vs. Southeastern Louisiana
- Saw limited time as a true freshman, playing in just seven games and scoring seven points in 21 minutes
- Earned second-team all-state honors among all classes as a senior by the Chicago Tribune and Chicago Sun Times, averaging 14.8 points and 5.7 rebounds per game to help Bolingbrook High School to a 30-2 mark and a third-place state finish in 2017
- Connected on 46 percent of his 3-pointers as a senior and finished seventh in Mr. Basketball voting in 2017
- One of the top-150 players in the class of 2018 according to Rivals.com

**MISC. STATS**

Category	2018-19	Career
Double-Figure Scoring	2	2
Double-Figure Rebounding	0	0
Double-Figure Assists	0	0
Double-Doubles	0	0
Led NU in Scoring	0	0
Led NU in Rebounding	1	1
Led NU in Assists	0	0
20+ Point Games	0	0
30+ Point Games	0	0

**TOP PERFORMANCES OF 2018-19**

Category	No.	Opponent (Date)
Points	18	Mississippi Valley St. (11/6/18)
	11	Missouri State (11/19/18)
	9	Southeastern Louisiana (11/11/18)
	9	Cal State Fullerton (12/22/18)
Rebounds	6	Southwest Minn. St. (12/29)
	5	at Purdue (2/9/19)
	5	vs. Oklahoma State (12/16/18)
	5	at Iowa (1/6/18)
Assists	1	Seven Times



**#33 JUSTIN COSTELLO** | 6-1 | 200 | RFr. | G | Omaha, Neb.

### CAREER STATS

Year	GP	GS	Min	Avg	Total					Rebounds					PF	FO	Ast	TO	Blk	Stl	Pts	Avg			
					FG	FGA	Pct	3FG	3FGA	Pct	FT	FTA	Pct	Off									Def	Tot	Avg
2018-19	8	0	25	3.1	2	7	.286	2	7	.286	2	2	1.000	0	2	2	0.3	1	0	4	1	0	1	8	1.0
<b>TOTAL</b>	<b>8</b>	<b>0</b>	<b>25</b>	<b>3.1</b>	<b>2</b>	<b>7</b>	<b>.286</b>	<b>2</b>	<b>7</b>	<b>.286</b>	<b>2</b>	<b>2</b>	<b>1.000</b>	<b>0</b>	<b>2</b>	<b>2</b>	<b>0.3</b>	<b>1</b>	<b>0</b>	<b>4</b>	<b>1</b>	<b>0</b>	<b>1</b>	<b>8</b>	<b>1.0</b>

### 2018-19 GAME-BY-GAME

Opponent	Date	GS	Min	TOTAL			3-PTS			REBOUNDS			PF	FO	A	TO	Blk	Stl	Pts	Avg				
				FG	FGA	Pct	3FG	3FGA	Pct	FT	FTA	Pct									Off	Def	Tot	Avg
Mississippi Valley St.	11/06/18	8	1	3	.333	1	3	.333	0	0	.000	0	1	1	1.0	0	0	0	3	3.0				
Southeastern Louisiana	11/11/18	5	0	1	.000	0	1	.000	0	0	.000	0	0	0	0.5	0	0	2	0	1.5				
Seton Hall	11/14/18																							
vs. Missouri State	11/19/18	2	0	1	.000	0	1	.000	0	0	.000	0	0	0	0.3	0	0	0	0	1.0				
vs. Texas Tech	11/20/18																							
vs. Western Illinois	11/24/18																							
at Clemson	11/26/18																							
Illinois	12/2/18																							
at Minnesota	12/5/18																							
Creighton	12/8/18	1	0	0	.000	0	0	.000	0	0	.000	0	0	0	0.3	0	0	0	0	0.8				
vs. Oklahoma State	12/16/18	1	1	1	1.000	1	1	1.000	0	0	.000	0	0	0	0.2	0	0	0	3	1.2				
Cal State Fullerton	12/22/18	1	0	0	.000	0	0	.000	0	0	.000	0	0	0	0.2	0	0	1	0	1.0				
Southwest Minn. St.	12/29/18	6	0	1	.000	0	1	.000	2	2	1.000	0	1	1	0.3	1	0	0	2	1.1				
at Maryland	2/2/19																							
at No. 25 Iowa	1/6/19																							
Penn State	1/10/19																							
at No. 25 Indiana	1/14/19																							
No. 6 Michigan State	1/17/19																							
at Rutgers	1/21/19																							
Ohio State	1/26/19																							
No. 24 Wisconsin	1/29/19	1	0	0	.000	0	0	.000	0	0	.000	0	0	0	0.3	0	0	0	0	1.0				
at Illinois	2/2/19																							
No. 24 Maryland	2/6/19																							
at No. 15 Purdue	2/9/19																							
Minnesota	2/13/19																							
Northwestern	2/16/19																							
<b>Totals</b>		<b>0</b>	<b>25</b>	<b>2</b>	<b>7</b>	<b>.286</b>	<b>2</b>	<b>7</b>	<b>.286</b>	<b>2</b>	<b>2</b>	<b>1.000</b>	<b>0</b>	<b>2</b>	<b>2</b>	<b>0.3</b>	<b>1</b>	<b>0</b>	<b>4</b>	<b>1</b>	<b>0</b>	<b>1</b>	<b>8</b>	<b>1.0</b>

### NOTING COSTELLO

- Walk-on guard who provides depth in the backcourt
- Had two points and a rebound in six minutes of work against Southwest Minnesota State
- Had an assist in limited time vs. Cal State Fullerton
- Hit a 3-pointer in the final minute of the Huskers' win over Oklahoma State
- Played the final minute of the 19-point win over Creighton
- Dished out two assists in five minutes of action against Southeastern Louisiana
- Made his collegiate debut against Mississippi Valley State, finishing with three points and an assist in eight minutes
- Redshirted in 2017-18 and worked with the Husker scout team and was named Husker Power Lifter of the Year
- Earned first-team Class B all-state honors from the Omaha World-Herald and Lincoln Journal Star, averaging 18.6 points, 3.9 rebounds, 3.5 assists and 1.8 steals per game

### MISC. STATS

Category	2018-19	Career
Double-Figure Scoring	0	0
Double-Figure Rebounding	0	0
Double-Figure Assists	0	0
Double-Doubles	0	0
Led NU in Scoring	0	0
Led NU in Rebounding	0	0
Led NU in Assists	0	0
20+ Point Games	0	0
30+ Point Games	0	0

### TOP PERFORMANCES OF 2018-19

Category	No.	Opponent (Date)
Points	3	Mississippi Valley St. (11/6/18)
	3	vs. Oklahoma State (12/16/18)
	2	Southwest Minn. St. (12/29)
Rebounds	1	Mississippi Valley St. (11/6/18)
	1	Southwest Minn. St. (12/29)
Assists	2	Southeastern Louisiana (11/11/18)
	1	Mississippi Valley St. (11/6/18)
	1	Cal State Fullerton (12/22/18)



**#34 THORIR THORBJARNARSON** | 6-6 | 206 | So. | G | Reykjavik, Iceland

**CAREER STATS**

Year	GP	GS	Min	Avg	Total					Rebounds					PF	FO	Ast	TO	Blk	Stl	Pts	Avg			
					FG	FGA	Pct	3FG	3FGA	Pct	FT	FTA	Pct	Off									Def	Tot	Avg
2017-18	9	0	19	2.1	3	7	.429	2	5	.400	0	0	.000	1	3	4	0.4	4	0	3	1	0	1	8	0.9
2018-19	15	2	130	8.7	8	26	.308	2	10	.200	3	4	.750	7	27	34	2.3	11	0	15	7	2	1	21	1.4
<b>TOTAL</b>	<b>24</b>	<b>2</b>	<b>149</b>	<b>6.2</b>	<b>11</b>	<b>33</b>	<b>.333</b>	<b>4</b>	<b>15</b>	<b>.267</b>	<b>3</b>	<b>4</b>	<b>.750</b>	<b>8</b>	<b>30</b>	<b>38</b>	<b>1.6</b>	<b>15</b>	<b>0</b>	<b>18</b>	<b>8</b>	<b>2</b>	<b>2</b>	<b>29</b>	<b>1.2</b>

**2018-19 GAME-BY-GAME**

Opponent	Date	GS	Min	TOTAL			3-PTS			REBOUNDS			PF	FO	A	TO	Blk	Stl	Pts	Avg				
				FG	FGA	Pct	3FG	FGA	Pct	FT	FTA	Pct									Off	Def	Tot	Avg
Mississippi Valley St.	11/06/18		21	3	5	.600	1	2	.500	2	2	1.000	0	4	4	4.0	0	0	2	1	1	1	9	9.0
Southeastern Louisiana	11/11/18		10	0	3	.000	0	3	.000	0	0	.000	1	1	2	3.0	1	0	1	2	0	0	0	4.5
Seton Hall	11/14/18																							
vs. Missouri State	11/19/18		4	0	0	.000	0	0	.000	0	0	.000	0	0	0	2.0	0	0	1	0	0	0	0	3.0
vs. Texas Tech	11/20/18																							
Western Illinois	11/24/18		2	0	0	.000	0	0	.000	0	0	.000	0	0	0	1.5	0	0	0	0	0	0	0	2.3
at Clemson	11/26/18																							
Illinois	12/2/18																							
at Minnesota	12/5/18																							
Creighton	12/8/18		1	0	0	.000	0	0	.000	0	0	.000	0	0	0	1.2	0	0	0	1	0	0	0	1.8
vs. Oklahoma State	12/16/18		4	0	0	.000	0	0	.000	0	0	.000	0	0	0	1.0	1	0	2	1	0	0	0	1.5
Cal State Fullerton	12/22/18		5	0	1	.000	0	1	.000	0	0	.000	0	1	1	1.0	0	0	1	1	0	0	0	1.3
Southwest Minn. St.	12/29/18		17	1	4	.250	0	0	.000	0	0	.000	1	4	5	1.5	2	0	2	0	0	0	2	1.4
at Maryland	2/2/19																							
at No. 25 Iowa	1/6/19		0	0	0	.000	0	0	.000	0	0	.000	0	0	0	1.3	0	0	0	0	0	0	0	1.2
Penn State	1/10/19																							
at No. 25 Indiana	1/14/19																							
No. 6 Michigan State	1/17/19																							
at Rutgers	1/21/19																							
Ohio State	1/26/19		1	0	0	.000	0	0	.000	0	0	.000	0	1	1	1.3	2	0	0	0	0	0	0	1.1
No. 24 Wisconsin	1/29/19		17	1	4	.250	0	0	.000	1	2	.500	3	7	10	2.1	2	0	1	1	0	0	3	1.3
at Illinois	2/2/19		17	1	3	.333	0	0	.000	0	0	.000	2	4	6	2.4	3	0	3	0	0	0	2	1.3
No. 24 Maryland	2/6/19	*	12	0	1	.000	0	1	.000	0	0	.000	0	3	3	2.5	0	0	1	0	0	0	0	1.2
at No. 15 Purdue	2/9/19	*	13	1	4	.250	1	3	.333	0	0	.000	0	0	0	2.3	0	0	1	0	0	0	3	1.4
Minnesota	2/13/19		6	1	1	1.000	0	0	.000	0	0	.000	0	2	2	2.3	0	0	0	0	1	0	2	1.4
Northwestern	2/16/19		6	1	2	.500	0	0	.000	0	0	.000	0	1	1	2.2	0	0	1	1	0	1	2	1.4
<b>Totals</b>		<b>2</b>	<b>136</b>	<b>9</b>	<b>28</b>	<b>.321</b>	<b>2</b>	<b>10</b>	<b>.200</b>	<b>3</b>	<b>4</b>	<b>.750</b>	<b>7</b>	<b>28</b>	<b>35</b>	<b>2.2</b>	<b>11</b>	<b>0</b>	<b>16</b>	<b>8</b>	<b>2</b>	<b>2</b>	<b>23</b>	<b>1.4</b>

**NOTING THORBJARNARSON**


- Sophomore guard who gives NU size and depth on the perimeter
- Had a basket, a rebound and an assist in six minutes against Northwestern
- Had two points, two boards and a blocked shot in six minutes against Minnesota
- Finished with three points and an assist in 13 minutes against No. 15 Purdue
- Made his first career start against No. 24 Maryland, totaling three rebounds and an assist in 12 minutes of work
- Gave the Huskers a spark off the bench with two points, three assists and six boards in 17 minutes
- Played one of the best games of his career vs. No. 24 Wisconsin, grabbing 10 rebounds and scoring three points in 17 minutes off the bench
  - Grabbed a rebound in limited time against Ohio State
  - Played one of his better games of the year against Southwest Minnesota State with two points, five boards and two assists in 17 minutes of work
    - Was the first guard off the bench and had a rebound and an assist in eight minutes vs. Cal State Fullerton
    - Dished out two assists in a four-minute stint against Oklahoma State as he saw action because of Amir Harris' illness
    - Played the final minute of the 19-point win over Creighton
  - Turned in a solid effort against Mississippi Valley State, finishing with nine points, four rebounds and two assists in 21 minutes of action
    - Had two boards and an assist in the win over Southeastern Louisiana
    - Represented Iceland at the European U-20 Championships in 2018, and was second on the team in scoring (9.4 ppg) and first in assists (3.7 apg)
      - Saw limited time as a freshman, appearing in nine games and totaling eight points, four rebounds and three assists in 19 minutes
- Nebraska's first scholarship player from Iceland and one of the few players from the nation on Division I teams
- Played for KR Reykjavik in the Icelandic League for the past three years, helping the team to three straight titles and a pair of Icelandic Cups in 2016 and 2017
  - Averaged 10.2 points, 2.6 rebounds and 1.9 assists per game for a team that went 26-8 and won the league championship in the top pro league in the country in 2016-17

**MISC. STATS**

Category	2018-19	Career
Double-Figure Scoring	0	0
Double-Figure Rebounding	1	1
Double-Figure Assists	0	0
Double-Doubles	0	0
Led NU in Scoring	0	0
Led NU in Rebounding	1	1
Led NU in Assists	1	1
20+ Point Games	0	0
30+ Point Games	0	0

**TOP PERFORMANCES OF 2018-19**

Category	No.	Opponent (Date)
Points	9	Mississippi Valley St. (11/6/18)
	3	Wisconsin (1/29/19)
	3	at Purdue (2/9/19)
Rebounds	10	Wisconsin (1/29/19)
	6	at Illinois (2/2/19)
	5	Southwest Minn. St. (12/29)
Assists	3	at Illinois (2/2/19)
	2	Mississippi Valley St. (11/6/18)
	2	vs. Oklahoma State (12/16/18)
	2	Southwest Minn. St. (12/29)



**#45 BRADY HEIMAN** | 6-11 | 215 | Fr. | F | Springfield, Neb.

**CAREER STATS**

Year	GP	GS	Min	Avg	Total					Rebounds					PF	FO	Ast	TO	Blk	Stl	Pts	Avg			
					FG	FGA	Pct	3FG	3FGA	Pct	FT	FTA	Pct	Off									Def	Tot	Avg
2018-19	21	0	189	9.0	22	33	.667	0	1	.000	5	17	.294	20	27	47	2.2	20	0	3	7	12	3	49	2.3
<b>TOTAL</b>	<b>21</b>	<b>0</b>	<b>189</b>	<b>9.0</b>	<b>22</b>	<b>33</b>	<b>.667</b>	<b>0</b>	<b>1</b>	<b>.000</b>	<b>5</b>	<b>17</b>	<b>.294</b>	<b>20</b>	<b>27</b>	<b>47</b>	<b>2.2</b>	<b>20</b>	<b>0</b>	<b>3</b>	<b>7</b>	<b>12</b>	<b>3</b>	<b>49</b>	<b>2.3</b>

**2018-19 GAME-BY-GAME**

Opponent	Date	GS	Min	TOTAL			3-PTS			REBOUNDS			PF	FO	A	TO	Blk	Stl	Pts	Avg				
				FG	FGA	Pct	3FG	FGA	Pct	FT	FTA	Pct									Off	Def	Tot	Avg
Mississippi Valley St.	11/06/18	21	4	8	.500	0	1	.000	1	3	.333	6	7	13	13.0	2	0	0	1	1	0	9	9.0	
Southeastern Louisiana	11/11/18	17	5	7	.714	0	0	.000	0	0	.000	1	4	5	9.0	2	0	0	1	2	0	10	9.5	
Seton Hall	11/14/18	12	0	0	.000	0	0	.000	0	0	.000	2	0	2	6.7	1	0	0	0	1	2	0	6.3	
vs. Missouri State	11/19/18	8	0	0	.000	0	0	.000	1	2	.500	0	2	2	5.5	1	0	0	0	1	0	1	5.0	
vs. Texas Tech	11/20/18	DNP-CD																						
Western Illinois	11/24/18	12	2	2	1.000	0	0	.000	0	4	.000	2	2	4	5.2	1	0	0	1	2	0	4	4.8	
at Clemson	11/26/18	5	0	0	.000	0	0	.000	0	0	.000	0	1	1	4.5	0	0	0	0	1	0	0	4.0	
Illinois	12/2/18	2	0	0	.000	0	0	.000	0	0	.000	0	1	1	4.0	0	0	0	0	0	0	0	3.4	
at Minnesota	12/5/18	15	4	4	1.000	0	0	.000	1	2	.500	3	2	5	4.1	1	0	0	2	1	0	9	4.1	
Creighton	12/8/18	9	1	1	1.000	0	0	.000	0	0	.000	0	2	2	3.9	1	0	0	1	1	0	2	3.9	
vs. Oklahoma State	12/16/18	4	1	1	1.000	0	0	.000	0	0	.000	0	0	0	3.5	0	0	0	0	0	0	2	3.7	
Cal State Fullerton	12/22/18	9	1	3	.333	0	0	.000	1	3	.333	4	1	5	3.6	0	0	0	0	1	0	3	3.6	
Southwest Minn. St.	12/29/18	26	2	3	.667	0	0	.000	1	1	1.000	1	3	4	3.7	1	0	1	0	1	0	5	3.8	
at Maryland	1/2/19	2	0	0	.000	0	0	.000	0	0	.000	0	0	0	3.4	3	0	0	0	0	0	0	3.5	
at No. 25 Iowa	1/6/19	8	0	0	.000	0	0	.000	0	0	.000	0	0	0	3.1	1	0	1	0	0	0	0	3.2	
Penn State	1/10/19	DNP-CD																						
at No. 25 Indiana	1/14/19	1	0	0	.000	0	0	.000	0	0	.000	0	0	0	2.9	1	0	0	0	0	0	0	3.0	
No. 6 Michigan State	1/17/19	2	0	0	.000	0	0	.000	0	0	.000	0	0	0	2.8	0	0	0	0	0	0	0	2.8	
at Rutgers	1/21/19	DNP-CD																						
Ohio State	1/26/19	9	0	2	.000	0	0	.000	0	0	.000	0	1	1	2.6	1	0	0	0	0	1	0	2.6	
No. 24 Wisconsin	1/29/19	11	0	0	.000	0	0	.000	0	2	.000	1	1	2	2.6	0	0	0	1	0	0	0	2.5	
at Illinois	2/2/19	2	0	0	.000	0	0	.000	0	0	.000	0	0	0	2.5	0	0	0	0	0	0	0	2.4	
No. 24 Maryland	2/6/19	4	0	0	.000	0	0	.000	0	0	.000	0	0	0	2.4	1	0	0	0	0	0	0	2.3	
at No. 15 Purdue	2/9/19	DNP-CD																						
Minnesota	2/13/19	10	2	2	1.000	0	0	.000	0	0	.000	0	0	0	2.2	3	0	1	0	0	0	4	2.3	
Northwestern	2/16/19	4	0	1	.000	0	0	.000	0	0	.000	0	0	0	2.1	0	0	0	0	1	0	0	2.2	
Totals		0	193	22	34	.647	0	1	.000	5	17	.294	20	27	47	2.1	20	0	3	7	13	3	49	2.2

**NOTING HEIMAN**

- Freshman who has good length and basketball IQ
- Had four points and an assist in 10 minutes off the bench against Minnesota
- Grabbed two rebounds in 11 minutes against No. 24 Wisconsin
- Had one rebound and a steal in nine minutes off the bench against Ohio State
- Had an assist in eight minutes off the bench against Iowa
- Tallied five points and four rebounds in a career-high 26 minutes vs. Southwest Minnesota State
- Had three points, five rebounds and a blocked shot in eight minutes of work vs. Cal State Fullerton
- Played just four minutes, but helped key a late-half run against Oklahoma State
- Had two points, two rebounds and a blocked shot in 10 minutes in the win over Creighton
- Provided a spark off the bench at Minnesota, hitting all four of his shots as part of a nine-point, five-rebound performance against the Golden Gophers
- Had a block and a rebound in five minutes against Clemson as Isaiah Roby battled foul trouble
- Finished with four points, four rebounds and two blocked shots in 12 minutes against Western Illinois
- Totaled two rebounds and a blocked shot in eight minutes against Missouri State
- Had two rebounds and two steals in 12 minutes off the bench against Seton Hall
- Reached double figures for the first time in his career against Southeastern Louisiana, tallying 10 points, five boards and two blocked shots
- Nearly posted a double-double in his Husker debut with nine points and a game-high 13 rebounds in 21 minutes against Mississippi Valley State
- His 13 rebounds vs. MVSU were the most by a Husker freshman since Shavon Shields had 13 vs. Michigan State in 2013
- Was a four-year starter at Platteview High School, totaling 1,315 points and setting school marks for both rebounds (883) and blocked shots (523)
- Was the first in-state product to sign with Nebraska out of high school since 2001
- Led his team to a 24-3 record and a state tournament berth, averaging 17.3 points on 56 percent shooting, 10.1 rebounds and 4.4 blocks per game, as he was named first-team all-state (all classes) by the Omaha World-Herald and Lincoln Journal Star

**MISC. STATS**

Category	2018-19	Career
Double-Figure Scoring	1	1
Double-Figure Rebounding	1	1
Double-Figure Assists	0	0
Double-Doubles	0	0
Led NU in Scoring	0	0
Led NU in Rebounding	1	1
Led NU in Assists	0	0
20+ Point Games	0	0
30+ Point Games	0	0

**TOP PERFORMANCES OF 2018-19**

Category	No.	Opponent (Date)
Points	10	Southeastern Louisiana (11/11/18)
	9	at Minnesota (12/5/18)
	9	Mississippi Valley St. (11/6/18)
Rebounds	13	Mississippi Valley St. (11/6/18)
	5	at Minnesota (12/5/18)
	5	Southeastern Louisiana (11/11/18) Cal State Fullerton (12/22/18)
Blocks	2	Southeastern Louisiana (11/11/18)
	2	Western Illinois (11/24/18)

Mississippi Val. vs Nebraska  
11/06/18 7:00 pm at Lincoln, Neb. (Pinnacle Bank Arena)

Mississippi Val. 37 - 0-1

#	Player	Total			3-Ptr			Rebounds			PF	TP	A	T	Bk	Sl	Min
		FG	FGA	FT	FTA	Off	Def	Off	Def	Off							
01	Marcus Mitchell	3-7	1-3	0-0	0	4	4	3	7	1	0	1	0	0	0	35	
01	Dante Scott	4-23	0-3	2-5	6	4	10	2	10	1	2	0	0	0	0	27	
03	Jordan Evans	5-15	0-4	2-5	4	2	6	2	12	0	5	0	1	0	0	20	
05	Tereke Eckwood	0-4	0-4	4-4	0	3	3	1	4	0	3	0	0	0	0	18	
10	Emmanuel Ejah	0-2	0-0	0-0	0	1	2	0	0	0	1	0	0	0	0	16	
00	Zachary Barnes	0-1	0-1	0-0	0	0	0	1	0	0	1	0	0	0	0	7	
02	Torico Simmons	0-2	0-1	0-0	1	1	2	1	0	2	3	0	3	1	1	19	
12	Lorenzo Hunt	0-3	0-0	2-2	1	3	4	3	2	0	0	0	0	0	0	11	
13	Marcus Roberts	0-1	0-0	0-0	0	2	2	1	0	0	0	0	0	0	0	8	
15	Michael Green	0-5	0-0	0-0	0	0	0	0	0	0	0	0	0	0	0	11	
20	Fritz Lucien	1-4	0-3	0-0	1	0	1	1	2	0	0	0	0	1	1	14	
21	Patrick Rucker	0-1	0-0	0-0	0	1	1	4	0	0	2	0	0	0	0	18	
Team						4		1		5							
Totals		13-68	1-15	10-16	17	22	39	21	37	3	19	1	6	19	9		

FG % 1st Half: 3-32 9.4% 2nd half: 10-36 27.8% Game: 13-68 19.1%  
3FG % 1st Half: 0-9 0.0% 2nd half: 1-6 16.7% Game: 1-15 6.7%  
FT % 1st Half: 7-10 70.0% 2nd half: 3-6 50.0% Game: 10-16 62.5%

Nebraska 106 + 1-0

#	Player	Total			3-Ptr			Rebounds			PF	TP	A	T	Bk	Sl	Min
		FG	FGA	FT	FTA	Off	Def	Off	Def	Off							
14	Isaac Copeland Jr.	5-9	0-3	0-0	1	3	4	1	10	1	1	1	1	1	1	23	
15	Isaiah Roby	2-2	0-0	2-2	1	4	5	3	6	2	2	1	2	1	0	16	
00	James Palmer Jr.	4-8	1-5	8-11	1	2	3	2	17	5	1	3	1	0	0	20	
05	Glynn Watson Jr.	7-10	5-7	0-0	0	3	3	2	19	3	0	0	1	0	0	19	
12	Thomas Allen	2-6	2-5	0-0	0	5	5	0	6	4	1	0	2	2	2	22	
01	Amir Harris	3-3	0-0	0-2	1	4	5	1	6	2	0	1	0	1	0	18	
04	Johnny Trueblood	0-0	0-0	0-0	1	1	2	0	0	3	1	0	0	0	0	6	
20	Tanner Borchardt	1-1	0-0	1-1	2	2	4	3	3	0	1	0	1	0	0	13	
26	Nana Akenten	6-14	5-11	1-3	0	4	4	1	18	0	1	0	0	0	0	13	
33	Justin Costello	1-3	1-3	0-0	0	1	1	0	3	1	0	0	0	0	0	8	
34	Thor Thorbjarnarson	3-5	1-2	2-2	0	4	4	0	9	2	1	1	1	1	1	21	
45	Brady Heiman	4-8	0-1	1-3	6	7	13	2	9	0	1	1	0	0	0	21	
Team						1		2		1							
Totals		38-69	15-37	15-24	14	41	55	15	106	23	11	8	10	20	0		

FG % 1st Half: 18-32 56.3% 2nd half: 20-37 54.1% Game: 38-69 55.1%  
3FG % 1st Half: 7-19 36.8% 2nd half: 8-18 44.4% Game: 15-37 40.5%  
FT % 1st Half: 12-18 66.7% 2nd half: 3-6 50.0% Game: 15-24 62.5%

Officials: Paul Sasic, Chris Beaver, Donnie Eppley  
Technical Fouls: Mississippi Val.-None, Nebraska-None.  
Attendance: 15,307  
Actual Attend: 9,322

Score by quarter	1st	2nd	Total
Mississippi Val.	13	24	37
Nebraska	55	51	106

Low FG - MSU 2nd-00:04, NEB 2nd-00:32  
Lowest lead - MSU None, NEB by 72 2nd-04:00  
MSU led for 00:00, NEB led for 59:40, Game was tied for 00:20.

Score tied - 0 times.  
Lead changed - 0 times.



Official Basketball Scores - Final  
Scorekeepers: L.A. & Nebraska  
1919 Pinnacle Bank Arena, Lincoln, Neb.  
Nebraska, SEAS/MSU

Game Time: 02:19  
Game Duration: 1:58  
Attendance: 15,458

Nebraska 106 - 37

NO.	Name	Min	FG		3P		FT		Rebounds		Fouls		TP	AS	TO	ST	Blocks	+/-
			MA	MA	MA	MA	OR	DR	FF	FR	OR	DR						
13	Moses Greenwood	F 29:12	4-9	0-1	0-0	1	4	5	3	5	6	0	3	2	0	1	-32	
0	Marlan Veal	G 25:39	4-15	2-4	0-0	1	2	3	1	4	10	2	5	2	0	4	-32	
5	Kajon Brown	G 13:00	0-2	0-0	0-0	0	0	0	2	0	0	2	1	0	0	-11		
10	Von Julian	G 28:37	1-4	0-1	0-0	1	1	4	1	2	4	5	0	0	1	-37		
24	Kelth Charleston	G 27:35	1-6	0-1	0-0	2	3	5	1	0	2	4	2	0	2	-34		
4	D'Angelo West	05:58	1-2	1-2	0-0	0	0	0	1	0	3	0	1	0	0	-11		
25	Tyron Brewer	19:45	3-5	0-0	1-2	1	2	4	1	7	0	1	0	2	0	-29		
3	Parker Edwards	14:25	0-5	0-4	0-0	1	1	1	1	1	0	0	2	1	0	-28		
1	Jeremiah Saunders	09:31	0-3	0-0	0-0	2	2	1	0	0	0	0	1	1	0	-12		
20	Brandon Gonzalez	04:57	0-0	0-0	1-2	0	1	1	0	1	1	0	1	0	0	-9		
23	Quinton Thomas	16:10	1-4	0-3	0-0	1	4	5	0	1	2	1	0	0	0	-26		
12	Matthew Strange	03:56	0-1	0-0	0-0	1	1	0	0	0	0	0	0	0	0	-1		
22	Patrick Bossettta	01:15	0-0	0-0	0-0	0	0	0	0	0	0	0	0	0	0	0		
Team						3		4		0		0		0		0		
Totals		15-56	3-17	2-4	9	21	30	18	14	35	8	25	9	2	8	-52		

Officials: Tony Ogbay, Larry Scholtz, Brian Mena

Shooting By Period	
1st FG%	7-28 25.0%
2nd FG%	2-10 20.0%
3rd FG%	0-0 0%
4th FG%	0-0 0%
GM FG%	15-56 26.8%
3PT%	3-17 17.6%
FT%	2-4 50.0%
Dead Ball Rebound: 1, 0	

Nebraska - 87

NO.	Name	Min	FG		3P		FT		Rebounds		Fouls		TP	AS	TO	ST	Blocks	+/-
			MA	MA	MA	MA	OR	DR	FF	FR	OR	DR						
14	Isaac Copeland	F 22:46	4-6	1-3	2-2	1	2	3	0	2	11	1	3	1	1	0	33	
15	Isaiah Roby	F 21:52	2-3	0-1	6-8	1	6	7	1	5	10	2	4	3	2	0	25	
0	James Palmer	G 25:02	5-10	0-4	7-8	0	3	3	0	5	17	4	1	4	1	0	47	
5	Glynn Watson Jr.	G 20:12	7-10	2-5	0-0	1	5	6	2	1	16	3	1	2	0	0	34	
12	Thomas Allen	G 21:50	3-5	2-4	2-2	0	2	2	2	1	10	5	2	3	0	0	33	
1	Amir Harris	21:14	2-2	0-0	0-2	0	4	4	1	1	4	2	1	0	1	0	25	
20	Tanner Borchardt	11:39	0-1	0-0	0-0	2	2	4	1	0	0	0	1	1	1	12		
34	Thor Thorbjarnarson	10:21	0-3	0-0	0	1	2	1	1	0	1	2	0	0	0	0		
25	Nana Akenten	15:37	3-4	3-4	0-0	1	1	1	0	0	9	1	0	1	0	1	25	
4	Johnny Trueblood	07:49	0-3	0-0	0-0	1	0	1	0	1	0	0	0	0	0	0	1	
45	Brady Heiman	16:38	5-7	0-0	0-0	1	4	5	2	0	0	0	1	0	2	0	26	
33	Justin Costello	05:00	0-1	0-1	0-0	0	0	0	0	0	2	0	0	0	0	0	-1	
Team						0		3		0		0		0		0		
Totals		31-55	8-25	17-22	6	33	39	14	18	87	21	15	14	8	2	52		

Shooting By Period	
1st FG%	18-29 62.1%
2nd FG%	2-12 16.7%
3rd FG%	14-16 87.5%
4th FG%	13-26 50.0%
GM FG%	6-13 46.2%
3PT%	3-6 50%
GM FG%	31-55 56.4%
3PT%	8-25 32.0%
FT%	17-22 77.3%
Dead Ball Rebound: 2, 0	

Biggest lead		SEL		NEB		Points from Turnovers		Period by Period Scoring	
Biggest lead	3 (1st 18:42)	53	2nd 8:12	7	33	1st	2nd	TOT	
Best Scoring Run	6 (1st 18:42)	22	1st 8:03	22	42	42	19	35	
Lead Change	2	0	0	0	0	0	0	0	
Time Tied	2	0	0	0	0	0	0	0	
Time With Lead	02:50	36:32	0	0	0	0	0	0	
Bench		0	0	0	0	0	0	0	

Game Note: Actual attendance 9,322

Missouri State vs Nebraska  
11/19/18 6:00 p.m. at Kansas City, Mo. (Sprint Center)

Missouri State 62 - 3-1

#	Player	Total			3-Ptr			Rebounds			PF	TP	A	T	Bk	Sl	Min
		FG	FGA	FT	FTA	Off	Def	Off	Def	Off							
06	Obediah Church	2-4	0-0	0-0	2	8	10	1	4	3	3	1	1	1	1	31	
10	Szymon Wojcik	2-6	1-4	0-0	1	4	5	2	5	0	5	0	0	0	0	20	
00	Josh Webster	3-5	0-1	1-1	0	2	2	1	7	3	3	0	2	3	4		
01	Keandre Cook	7-19	3-8	5-6	1</												



# MISC STATS 2018-19 BOXSCORES

Texas Tech vs Nebraska  
11/20/18 8:30 p.m. at Kansas City, Mo. (Sprint Center)

Texas Tech 70 = 5-0

#	Player	Total			3-Ptr			Rebounds			PF	TP	A	TO	Blk	Stl	Min
		FG	FGA	FT	FTA	FG	FGA	FT	FTA	Off							
11	Owens, Tariq	2	7	0	0	1	3	5	3	8	0	5	1	0	2	28	
32	Odiase, Noranah	0	0	0	0	1	1	0	1	3	1	0	0	0	1	7	
18	Mooney, Matt	5	11	0	3	5	5	0	3	7	15	2	3	1	2	34	
23	Culver, Jarrett	9	18	3	4	5	6	0	6	3	26	2	0	1	0	35	
26	Moretto, Davide	2	4	0	2	4	0	1	1	3	8	2	1	0	0	32	
00	Edwards, Kylee	1	3	0	0	0	0	2	3	1	2	1	0	0	0	17	
01	Francis, Brandon	3	8	1	2	0	0	2	4	3	7	1	1	0	0	24	
03	Coprew, Deshawn	1	2	0	0	0	0	2	4	6	1	2	1	0	0	12	
10	Onidgo, Malik	2	4	0	1	0	0	1	2	2	4	0	1	0	0	7	
20	Hicks, Parker	0	0	0	0	0	0	0	0	0	0	0	0	0	0	1	
24	Benson, Avery	0	0	0	0	0	0	0	0	0	0	0	1	0	0	1	
30	Sorrells, Andrew	0	0	0	0	0	0	0	0	0	0	0	0	0	0	1	
36	Mballa, Josh	0	0	0	0	0	0	0	0	0	0	0	0	0	0	1	
	Team																
<b>Totals</b>		<b>25</b>	<b>57</b>	<b>4</b>	<b>12</b>	<b>16</b>	<b>20</b>	<b>11</b>	<b>27</b>	<b>38</b>	<b>18</b>	<b>70</b>	<b>10</b>	<b>11</b>	<b>4</b>	<b>200</b>	

FG % 1st Half: 14-31 45.2% 2nd half: 11-26 42.3% Game: 25-57 43.9%  
3FG % 1st Half: 1-5 20.0% 2nd half: 3-7 42.9% Game: 4-12 33.3%  
FT % 1st Half: 3-4 75.0% 2nd half: 13-16 81.3% Game: 16-20 80.0%

Nebraska 52 = 4-1

#	Player	Total			3-Ptr			Rebounds			PF	TP	A	TO	Blk	Stl	Min
		FG	FGA	FT	FTA	FG	FGA	FT	FTA	Off							
14	Isaac Copeland Jr.	5	9	1	3	9	14	2	6	8	1	20	2	3	0	2	38
15	Isaiah Roby	2	5	0	0	2	3	2	4	6	3	6	0	4	3	2	37
00	James Palmer Jr.	5	13	2	8	1	2	0	2	2	5	13	1	4	0	0	27
05	Glynn Watson Jr.	2	11	2	7	0	0	5	5	2	6	3	1	0	0	38	
12	Thomas Allen	0	2	0	2	0	0	0	0	0	0	4	0	1	0	1	36
01	Amir Harris	0	0	0	0	0	0	0	0	0	0	0	1	0	1	9	
20	Tanner Borchardt	0	0	0	0	1	2	1	1	2	2	1	0	0	0	5	
25	Nana Akenten	1	4	0	3	0	0	2	2	3	2	0	0	0	0	10	
	Team																
<b>Totals</b>		<b>17</b>	<b>48</b>	<b>5</b>	<b>23</b>	<b>13</b>	<b>21</b>	<b>7</b>	<b>22</b>	<b>29</b>	<b>17</b>	<b>52</b>	<b>6</b>	<b>14</b>	<b>3</b>	<b>6</b>	<b>200</b>

FG % 1st Half: 9-24 37.5% 2nd half: 8-24 33.3% Game: 17-48 35.4%  
3FG % 1st Half: 3-12 25.0% 2nd half: 2-11 18.2% Game: 5-23 21.7%  
FT % 1st Half: 5-8 62.5% 2nd half: 8-13 61.5% Game: 13-21 61.9%

Officials: Doug Simons, Brian O'Connell, Bret Smith  
Technical fouls: Texas Tech-None, Nebraska-TEAM.  
Attendance: 6521  
Championship game of the Hall of Fame Classic.  
All tournament team: Bennie Boatwright (USC), Keandre Cook (MSU), Matt Mooney (TTU), Isaac Copeland (UN), Jarrett Culver (TTU) MVP.

Score by periods	1st	2nd	Total
Texas Tech	32	38	70
Nebraska	26	26	52

Low FG - TTU 2nd-01:31, NEB 2nd-02:39  
Largest lead - TTU by 13 2nd-00:55, NEB by 9 1st-10:47,  
TTU led for 28:25, NEB led for 31:53, Game was tied for 03:38.

Nebraska vs Clemson  
11/26/18 7 PM at Clemson, S.C. (Littlejohn Coliseum)

Nebraska 68 = 6-1

#	Player	Total			3-Ptr			Rebounds			PF	TP	A	TO	Blk	Stl	Min
		FG	FGA	FT	FTA	FG	FGA	FT	FTA	Off							
14	Copeland Jr., Isaac	6	11	0	3	4	3	3	6	2	16	3	4	1	1	35	
15	Roby, Isaiah	3	6	1	3	0	1	2	3	4	7	1	0	0	1	22	
00	Palmer Jr., James	8	14	2	5	2	3	1	8	9	2	20	0	4	1	36	
05	Watson Jr., Glynn	4	14	2	7	2	2	0	4	4	3	12	2	0	0	38	
12	Allen, Thomas	2	4	1	1	0	0	1	1	0	5	3	1	0	1	31	
01	Harris, Amir	0	0	0	0	0	0	0	0	0	1	0	0	0	0	4	
20	Borchardt, Tanner	1	1	0	0	1	2	2	2	1	3	0	0	0	0	16	
25	Akenten, Nana	2	5	1	3	0	0	2	0	2	0	5	1	0	0	13	
46	Heiman, Brady	0	0	0	0	0	1	1	0	0	0	0	0	0	0	5	
	Team																
<b>Totals</b>		<b>26</b>	<b>55</b>	<b>7</b>	<b>22</b>	<b>9</b>	<b>11</b>	<b>10</b>	<b>19</b>	<b>29</b>	<b>13</b>	<b>68</b>	<b>10</b>	<b>10</b>	<b>3</b>	<b>5</b>	<b>200</b>

FG % 1st Half: 11-27 40.7% 2nd half: 15-28 53.6% Game: 26-55 47.3%  
3FG % 1st Half: 3-14 21.4% 2nd half: 4-8 50.0% Game: 7-22 31.8%  
FT % 1st Half: 6-7 85.7% 2nd half: 3-4 75.0% Game: 9-11 81.8%

Clemson 66 = 5-2

#	Player	Total			3-Ptr			Rebounds			PF	TP	A	TO	Blk	Stl	Min
		FG	FGA	FT	FTA	FG	FGA	FT	FTA	Off							
24	SKARA, David	2	4	0	0	0	1	2	3	3	4	3	1	1	2	27	
25	SIMMS, Aamir	4	9	0	3	0	0	3	5	8	1	8	2	2	1	0	36
14	THOMAS, Elijah	7	8	0	0	2	2	2	4	3	16	2	3	1	0	22	
02	REED, Marquise	6	14	1	4	2	2	0	5	5	3	15	3	2	0	1	34
04	MITCHELL, Shelton	4	10	1	1	4	6	1	2	3	1	13	3	2	0	0	37
00	TRAPP, Clyde	3	4	2	2	0	0	2	2	1	8	2	0	0	0	0	21
05	TYSON, Hunter	0	1	0	1	0	0	1	1	0	0	0	0	0	0	4	
15	NEWMAN III, John	0	2	0	1	0	0	1	0	1	1	0	0	0	0	6	
36	WHITE, Javan	0	1	0	0	2	2	0	2	1	2	0	1	0	0	13	
	Team																
<b>Totals</b>		<b>26</b>	<b>53</b>	<b>4</b>	<b>12</b>	<b>10</b>	<b>12</b>	<b>10</b>	<b>20</b>	<b>30</b>	<b>14</b>	<b>66</b>	<b>15</b>	<b>11</b>	<b>3</b>	<b>3</b>	<b>200</b>

FG % 1st Half: 13-27 48.1% 2nd half: 13-26 50.0% Game: 26-53 49.1%  
3FG % 1st Half: 3-7 42.9% 2nd half: 1-5 20.0% Game: 4-12 33.3%  
FT % 1st Half: 2-2 100.0% 2nd half: 8-10 80.0% Game: 10-12 83.3%

Officials: Roger Ayers, Miles Eades, Jamie Luckie  
Technical fouls: Nebraska-Roby, Isaiah, Clemson-THOMAS, Elijah.  
Attendance: 6974

Score by periods	1st	2nd	Total
Nebraska	31	37	68
Clemson	31	35	66

Low FG - NEB 2nd-01:29, CU 2nd-00:02.  
Largest lead - NEB by 8 2nd-02:29, CU by 6 1st-17:20.  
NEB led for 22:21, CU led for 12:56, Game was tied for 06:31.



Official Basketball Scores - Final  
Western Ill. at Nebraska  
11/20/18 7:00 PM at Lincoln, Neb.  
Attendance: 15,800

Game Time: 1:27 PM  
Game Duration: 1:47  
Attendance: 15,800

NO.	Name	Total			3-Ptr			Rebounds			PF	TP	A	TO	Blk	Stl	Min		
		FG	FGA	FT	FTA	FG	FGA	FT	FTA	Off								Def	Tot
15	Ben Pyle	26	03	3	8	1	4	0	1	2	1	1	7	1	2	1	10		
52	Brandon Belbeck	13	35	4	7	0	0	1	2	5	2	8	0	5	3	0	3		
10	Kobe Webster	24	35	1	9	1	4	0	1	5	0	3	2	3	1	0	34		
35	Isaac Johnson	24	34	3	12	2	2	1	5	6	1	2	9	1	1	0	38		
40	C.J. Duff	26	43	5	12	3	6	0	3	3	1	13	0	1	1	0	19		
22	Keshon Montague	11	27	1	2	0	2	0	2	0	0	3	0	0	0	0	7		
1	Zion Young	14	37	1	4	0	2	0	1	3	4	1	2	0	0	0	2		
20	Jeremiah Usoskefi	26	40	0	5	2	2	0	2	2	0	2	2	0	1	0	14		
24	James Clear	22	41	1	1	0	0	0	3	3	2	1	2	1	0	1	13		
12	Otis Dortch	0	1	0	0	0	0	0	0	0	0	0	0	0	0	0	2		
14	Perlon Little	0	1	0	0	0	0	0	0	0	0	0	0	0	0	0	2		
25	Ryan Mass	0	1	0	0	0	0	0	1	2	0	0	0	0	0	0	2		
44	Jordan Hughes	0	1	0	0	0	0	0	0	1	1	0	0	0	0	0	8		
	Team																		
<b>Totals</b>		<b>19</b>	<b>62</b>	<b>7</b>	<b>23</b>	<b>4</b>	<b>5</b>	<b>8</b>	<b>25</b>	<b>33</b>	<b>17</b>	<b>9</b>	<b>49</b>	<b>7</b>	<b>14</b>	<b>8</b>	<b>4</b>	<b>7</b>	<b>34</b>

NO.	Name	Total			3-Ptr			Rebounds			PF	TP	A	TO	Blk	Stl	Min	
		FG	FGA	FT	FTA	FG	FGA	FT	FTA	Off								Def
14	Isaac Copeland	24	13	2	5	0	3	3	4	3	4	7	1	2	3	1	0	11



Oklahoma State vs Nebraska  
12/16/18 6 p.m. at Sioux Falls, SD (Sanford Pentagon)

Game Time: 00:00  
Game Duration: 1:28  
Attendance: 0:00

Officials: Courtney Green, Blake Young, Rob Riley

NO.	Name	Min	FG			FT			Rebounds		Fouls		TP	AS	TO	ST	Blocks			+/-
			M-A	M-A	M-A	M-A	M-A	M-A	M-A	M-A	M-A	M-A					M-A			
14	Isaac Copeland	26:35	7-15	3-5	0-0	4	3	7	5	2	17	1	0	1	1	1	1	1	1	-4
15	Isiah Roby	31:16	5-13	0-3	5-6	3	1	4	5	2	15	1	2	2	3	1	2	0	0	-14
0	James Palmer	34:43	3-14	1-6	4-4	1	3	4	3	2	11	4	3	2	0	2	4	0	0	-4
5	Glynn Watson Jr.	37:49	4-8	1-3	5-6	0	1	1	2	5	14	4	2	1	0	1	0	1	0	-9
12	Thomas Allen	33:29	4-6	1-3	0-1	0	3	3	1	2	9	3	2	0	0	0	0	0	0	-5
1	Amir Hamis	02:49	0-0	0-0	0-0	1	2	3	0	0	0	0	0	0	0	0	0	0	0	1
20	Tanner Borchardt	06:55	0-0	0-0	0-0	0	0	0	0	0	0	0	0	0	0	0	0	0	0	-8
25	Nana Akenten	11:20	1-1	1-1	0-0	0	1	1	3	0	3	0	1	0	0	0	0	0	0	-8
45	Brady Helman	15:04	4-4	0-0	1-2	3	2	5	1	1	9	0	2	0	1	0	0	0	0	-5
Team						1	0	1												
Totals		28:61	7-21	15-19	13	16	29	22	15	78	13	10	8	5	5	7				

Technical Fouls: Copeland 2nd 40:32

NO.	Name	Min	FG			FT			Rebounds		Fouls		TP	AS	TO	ST	Blocks			+/-
			M-A	M-A	M-A	M-A	M-A	M-A	M-A	M-A	M-A	M-A								
3	Jordan Murphy	35:18	5-12	0-0	6-10	2	11	13	2	5	18	2	2	0	0	2	9	0	0	2
25	Daniel Oturu	22:43	5-7	0-0	0-0	4	5	9	1	0	10	0	4	0	3	2	4	0	0	2
1	Dupree McBrayer	34:15	2-7	1-4	0-0	0	0	0	5	2	5	4	2	2	0	0	1	0	0	17
5	Amir Coffey	31:22	8-16	2-3	14-17	3	3	6	3	10	32	6	2	1	0	1	18	0	0	18
22	Gabe Kalscheur	33:45	5-6	0-1	2-5	0	1	1	3	3	12	2	3	0	0	0	0	0	0	-4
21	Jarvis Omersa	04:42	0-1	0-0	0-0	1	0	1	0	0	0	0	0	0	0	0	0	0	0	-2
35	Matz Stockman	17:07	2-3	0-0	0-0	3	2	5	1	0	4	0	0	1	2	0	1	1	0	1
11	Isiah Washington	10:21	2-3	0-0	0-0	0	0	0	0	0	4	0	0	0	0	0	0	0	0	-5
31	Brook Stull	08:06	0-1	0-0	0-0	0	0	0	0	0	0	0	0	0	0	0	0	0	0	-5
42	Michael Hurt	02:21	0-0	0-0	0-0	0	0	0	0	0	0	0	0	0	0	0	0	0	0	0
Team						2	0	2												
Totals		29:56	3-8	24-32	15	22	37	15	21	85	15	13	4	5	5	7				

Technical Fouls: NONE

Biggest lead	Neb		Minn		Points from Turnovers	Neb	Minn	Period by Period Scoring
	1st	2nd	1st	2nd				
Biggest lead	13 (1st 07:54)	7 (2nd 09:04)			19	14		
Best Scoring Pwr	6 (1st 18:22)	11 (1st 4:03)			36	60		
Lead Changes	4				16	18		
Times Tied	5				16	11		
Time with Lead	31:27	08:25			39	46		



Oklahoma State vs Nebraska  
12/16/18 6 p.m. at Sioux Falls, SD (Sanford Pentagon)

Game Time: 01:12  
Game Duration: 1:28  
Attendance: 15:00

Officials: Ted Cook, Du Brown, Steve Kubitza

NO.	Name	Min	FG			FT			Rebounds		Fouls		TP	AS	TO	ST	Blocks			+/-
			M-A	M-A	M-A	M-A	M-A	M-A	M-A	M-A	M-A	M-A								
15	Martin Krampel	22:29	3-6	0-1	0-2	2	3	5	2	3	6	1	2	1	0	0	0	0	0	-5
1	Davidon Kintz	24:31	6-10	2-5	1-2	1	1	2	2	1	2	1	2	0	0	0	0	0	0	-14
5	Ty-Shon Alexander	33:01	2-10	1-4	5-6	1	4	5	2	3	10	3	0	1	0	1	0	1	0	-14
23	Damien Jefferson	31:48	4-9	1-3	0-2	3	2	5	3	2	9	0	1	2	1	1	1	0	0	-23
24	Mich Ballock	30:55	7-10	1-10	2-3	2	1	3	3	2	23	0	2	0	0	0	0	0	0	-2
41	Jacob Epperson	07:49	0-1	0-0	0-0	0	0	0	0	0	0	0	1	0	0	0	0	0	0	-2
31	Samson Froling	07:43	2-3	0-0	0-0	0	1	1	0	0	4	0	1	0	0	0	0	0	0	-13
11	Marcus Zegrowski	16:11	0-4	0-3	3-4	1	2	3	0	2	3	1	1	0	0	0	0	0	0	-8
2	Connor Cashew	10:12	0-3	0-0	0-0	0	2	2	0	0	0	0	1	1	0	2	0	0	0	-5
13	Christian Bishop	01:59	1-2	0-0	0-0	0	0	0	0	0	2	0	0	0	0	0	0	0	0	0
14	Kaleb Shopp	12:09	1-1	0-0	1-2	0	1	1	2	3	2	2	1	0	0	0	0	0	0	-15
12	Jordan Scurry	01:13	0-1	0-1	0-0	0	0	0	0	0	0	0	0	0	0	0	0	0	0	0
Team						1	1	2												
Totals		26:50	11-27	12-21	13	18	31	16	15	75	10	12	7	1	5	1	5	1	5	-19

Technical Fouls: Coach 1st 43:47

NO.	Name	Min	FG			FT			Rebounds		Fouls		TP	AS	TO	ST	Blocks			+/-
			M-A	M-A	M-A	M-A	M-A	M-A	M-A	M-A	M-A	M-A								
14	Isaac Copeland	33:12	4-8	2-4	1-2	1	6	7	2	2	11	0	1	0	0	0	0	22	0	22
15	Isiah Roby	32:50	5-9	0-2	5-8	5	3	8	3	6	15	4	3	0	2	0	0	18	0	18
0	James Palmer	26:43	9-12	6-7	6-6	0	0	0	2	3	30	2	1	1	0	0	0	17	0	17
5	Glynn Watson Jr.	33:04	4-11	3-6	2-2	0	3	5	2	1	13	5	1	3	0	0	0	25	0	25
12	Thomas Allen	35:14	7-11	2-5	2-2	0	0	0	1	18	4	0	1	1	1	1	0	20	0	20
20	Tanner Borchardt	11:12	1-3	0-0	0-0	0	2	2	0	2	0	0	0	0	0	0	0	0	0	-3
4	Johnny Trueblood	11:13	0-0	0-0	0-0	0	1	1	0	0	0	0	0	0	0	0	0	0	0	-3
25	Nana Akenten	14:34	1-5	1-3	0-0	2	2	4	3	2	3	0	1	3	1	0	0	-6	0	-6
33	Justin Costello	01:13	0-0	0-0	0-0	0	0	0	0	0	0	0	0	0	0	0	0	0	0	-3
34	Thorin Thorbjarnarson	01:13	0-0	0-0	0-0	0	0	0	0	0	0	0	0	0	0	0	0	0	0	-3
45	Brady Helman	09:32	1-1	0-0	0-0	0	2	2	1	0	2	0	0	1	0	0	0	0	0	3
Team						0	0	0												
Totals		32:00	14-27	16-20	11	24	35	16	15	94	15	10	9	5	1	13				

Technical Fouls: Coach 1st 43:47

Biggest lead	CRE		NEB		Points from Turnovers	CRE	NEB	Period by Period Scoring
	1st	2nd	1st	2nd				
Biggest lead	1 (1st 18:36)	22 (2nd 1:22)			5	17		
Best Scoring Pwr	11 (2nd 49:47)	9 (1st 10:03)			26	26		
Lead Changes	2				17	19		
Times Tied	2				6	6		
Time with Lead	00:27	37:30			12	7		

Game Notes: Actual attendance 19,039+



Oklahoma State vs Nebraska  
12/16/18 6 p.m. at Sioux Falls, SD (Sanford Pentagon)

Game Time: 11:07  
Game Duration: 1:20  
Attendance: 15:00

Officials: Courtney Green, Blake Young, Marking

NO.	Name	Min	FG			FT			Rebounds		Fouls		TP	AS	TO	ST	Blocks			+/-
			M-A	M-A	M-A	M-A	M-A	M-A	M-A	M-A	M-A	M-A								
33	Johnny Wang	16:52	1-3	0-0	1-2	2	3	5	2	1	3	1	0	0	2	1	0	0	-16	
34	Jackson Rowe	30:05	1-6	0-2	1-2	2	4	6	4	1	3	1	6	1	0	0	0	0	-21	
1	James Smith	21:02	1-3	1-2	0-2	3	5	4	3	3	1	0	1	0	0	1	0	0	-13	
10	Austen Awosika	33:30	5-10	1-2	2-6	1	8	9	4	13	1	2	2	0	1	0	0	0	-23	
14	Khalil Ahmad	17:57	5-13	0-3	2-2	1														

# MISC STATS 2018-19 BOXSCORES



Official Basketball Box Score - Final  
Southwest Minn. St. at Nebraska  
12/29/19 Pinnacle Bank Arena, Lincoln, Neb.  
Nebraska vs. Southwest Minnesota State

Game Time: 1:01 PM  
Game Duration: 1:39  
Attendance: 15,057

Officials: Brandon Cruz, Brian M.N.L., Luke Schurer

Southwest Minn. St. - 38 Record: 7-4

NO. Name	Min	FG	3P	FT	Rebounds	Fouls	TP	AS	TO	ST	Blocks	BS	BA	+	-
22 Michael Lee	F 26:13	1-6	1-6	0-0	0 0 0	3 0	3	0	0	1	0	0	0	-28	
23 Steven McNease	F 27:19	3-5	0-0	2-2	2 2 4	0 2	8	2	0	0	0	0	0	-32	
2 Kenny Byers	G 32:27	2-7	0-1	1-2	0 3 3	3 2	5	1	4	1	3	0	0	-41	
3 Ryan Bruggeman	G 28:44	4-11	0-2	0-1	2 5 7	2 3	8	3	1	0	0	0	0	-28	
20 Tanner Borchardt	G 23:42	2-7	2-4	0-0	0 4 4	1 3	6	0	2	0	1	0	0	-28	
12 Nick Dufault	20:33	1-7	0-4	0-0	1 0 1	1 0	4	0	0	1	0	1	0	-15	
1 Braeden Hanson	17:45	2-6	0-4	0-0	1 4 5	1 0	4	0	3	0	0	0	0	-13	
5 Grant Kramer	14:34	1-3	0-1	0-0	0 4 4	2 0	2	0	0	0	0	0	0	-11	
59 Kolin Bartlett	08:43	0-1	0-0	0-0	0 1 1	1 0	0	0	0	1	0	0	0	-9	
Team					0 1 1	0 0									
Totals		16-53	3-21	3-5	6 24 30	14 10	38	6	15	4	5	1	4	-41	

Shooting By Period

1st FG%	7-24	29.2%
3PT%	2-9	22.2%
FT%	2-3	66.7%
2nd FG%	9-29	31.0%
3PT%	1-12	8.3%
FT%	1-2	50%
GM FG%	16-53	30.2%
3PT%	3-21	14.3%
FT%	3-5	60.0%

Dead Ball Rebounds: 0.0

Nebraska - 79 Record: 11-2

NO. Name	Min	FG	3P	FT	Rebounds	Fouls	TP	AS	TO	ST	Blocks	BS	BA	+	-
14 Isaac Copeland	F 25:44	5-11	2-4	0-0	1 2 3	1 2	12	0	1	0	0	0	0	31	
20 Tanner Borchardt	F 17:08	2-2	0-0	0-0	5 4 9	2 0	4	0	1	1	0	0	0	18	
0 James Palmer	G 27:27	5-14	2-5	4-4	1 5 6	0 5	16	5	1	2	0	1	0	36	
5 Glynn Watson Jr.	G 25:39	6-13	4-7	4-7	0 4 5	2 0	16	4	0	4	0	1	0	29	
12 Thomas Allen	G 24:35	3-7	2-3	2-2	0 0 0	0 1	10	2	0	1	0	1	0	23	
34 Thorir Thorbjarnarson	17:23	1-4	0-0	1-4	5 2 0	2 2	0	0	0	0	0	0	0	16	
25 Nana Akenten	21:57	3-7	1-4	1-1	1 5 6	0 1	8	0	3	1	0	1	0	13	
4 Johnny Trueblood	07:57	2-4	0-0	0-1	0 4 4	1 2	4	1	0	2	0	0	0	8	
33 Justin Costello	06:22	0-1	0-1	2-2	0 1 1	1 1	2	0	0	0	0	0	0	0	
45 Brady Heiman	25:48	2-3	0-0	1-1	3 3 4	1 2	5	1	0	0	1	0	0	24	
Team					0 1 4	0 0									
Totals		29-66	11-24	10-11	14 33 47	10 14	79	15	6	12	1	5	4	-1	

Shooting By Period

1st FG%	13-36	36.1%
3PT%	7-13	53.8%
FT%	4-4	100%
2nd FG%	15-30	50.0%
3PT%	4-11	36.4%
FT%	6-7	85.7%
GM FG%	29-66	43.9%
3PT%	11-24	45.8%
FT%	10-11	90.9%

Dead Ball Rebounds: 0.0

Biggest lead	SMS	NEB
0 (1st 20:00)	41 (2nd 1:32)	
Best Scoring Run	7 (2nd 19:46)	13 (1st 1:46)
Lead Changes	0	
Times Tied	00:00	39:00

Points from Turnovers	SMS	NEB
5	24	
Paint	14	32
Second Chance	4	12
Fast Breaks	0	10
Bench	8	21

Period by Period Scoring	1st	2nd	TOT
SMS	18	20	38
NEB	37	42	79

Game Notes: Actual attendance 12,300+



Official Basketball Box Score - Final  
Nebraska at Maryland  
01/02/19 XFINITY Center, College Park, Md.  
2018-19 Men's Basketball

Game Time: 6:30 PM  
Game Duration: 2:12  
Attendance: 11,251

Officials: Terry Wynn, Kelly Pfeifer, Rob Kuersten

Nebraska - 72 Record: 11-3

NO. Name	Min	FG	3P	FT	Rebounds	Fouls	TP	AS	TO	ST	Blocks	BS	BA	+	-
14 Isaac Copeland	F 31:16	3-4	2-2	0-0	0 3 3	3 1	8	0	3	1	1	0	0	4	
15 Isaiah Roby	F 34:49	3-7	1-2	4-8	3 4 7	2 4	11	2	1	0	0	2	1	-3	
0 James Palmer	G 37:49	1-19	0-13	9-13	3 4 7	2 10	26	4	3	5	1	1	0	-1	
15 Glynn Watson Jr.	G 29:48	4-7	2-4	2-2	0 6 6	3 2	12	4	3	0	0	0	0	-9	
12 Thomas Allen	G 36:28	3-8	1-3	0-0	0 1 1	2 0	7	1	0	1	0	1	0	-3	
25 Nana Akenten	09:10	0-2	0-1	0-0	0 1 1	0 0	0	0	0	0	0	0	0	-2	
45 Brady Heiman	01:31	0-0	0-0	0-0	0 0 0	0 0	0	0	0	0	0	0	0	-4	
20 Tanner Borchardt	19:09	4-4	0-0	0-0	0 2 2	2 2	0	0	0	0	0	0	0	4	
Team					1 0 1	0 0									
Totals		24-51	9-22	15-23	7 21 28	17 17	72	11	10	7	4	4	4	-2	

Shooting By Period

1st FG%	14-32	43.8%
3PT%	6-15	40.0%
FT%	5-7	71.4%
2nd FG%	10-19	52.6%
3PT%	3-7	42.9%
FT%	10-16	62.5%
GM FG%	24-51	47.1%
3PT%	9-22	40.9%
FT%	15-23	65.2%

Dead Ball Rebounds: 4.0

Maryland - 74 Record: 11-3

NO. Name	Min	FG	3P	FT	Rebounds	Fouls	TP	AS	TO	ST	Blocks	BS	BA	+	-
23 Bruno Fernando	F 34:04	7-12	0-0	4-5	7 10 17	4 6	18	1	6	0	2	1	0		
25 Jalen Smith	F 25:52	6-10	2-3	1-1	3 1 4	3 2	15	2	0	0	0	0	0	10	
1 Anthony Cowan	G 35:43	6-15	3-7	4-6	0 3 3	2 4	19	4	0	2	1	1	0	5	
15 Eric Ayala	G 28:13	3-7	1-3	0-0	0 4 4	1 0	7	1	3	0	0	0	0	-5	
11 Darryl Morsell	G 22:52	3-7	0-1	0-0	0 0 0	0 0	3	0	6	2	1	0	0	1	
10 Serrel Smith Jr.	16:04	0-5	0-1	0-0	0 2 2	0 1	0	1	0	1	0	1	0	4	
13 Ivan Bender	04:13	0-0	0-0	0-0	0 1 1	0 0	1	0	0	0	0	0	0	0	
2 Aaron Wiggins	17:08	3-3	2-2	0-0	0 0 0	0 0	2	1	8	0	0	0	0	0	
14 Ricky Lindo Jr.	15:51	0-1	0-0	1-2	2 2 4	2 2	1	0	1	0	1	0	0	-4	
Team					2 1 3	0 0									
Totals		28-60	8-17	10-14	14 24 38	17 17	74	11	10	4	4	4	4	2	

Shooting By Period

1st FG%	15-29	44.8%
3PT%	3-6	50.0%
FT%	6-8	75%
2nd FG%	15-31	48.4%
3PT%	5-11	45.5%
FT%	4-6	66.7%
GM FG%	25-60	46.7%
3PT%	8-17	47.1%
FT%	10-14	71.4%

Dead Ball Rebounds: 1.0

Biggest lead	NEB	UMD
8 (2nd 15:30)	4 (1st 17:11)	
Best Scoring Run	8 (1st 1:50)	9 (1st 2:59)
Lead Changes	11	
Times Tied	9	
Time with Lead	23:19	11:04

Points from Turnovers	NEB	UMD
11	37	
Paint	26	38
Second Chance	10	14
Fast Breaks	7	7
Bench	8	9

Technical Fouls: NONE



Official Basketball Box Score - Final  
Nebraska at Iowa  
01/06/19 Iowa City, Iowa  
2018-19 Men's Basketball

Game Time: 4:31 PM  
Game Duration: 2:00  
Attendance: 11,762

Officials: Larry Scritto, Bill B, Earl Walton

Nebraska - 84 Record: 11-4 (1-3)

NO. Name	Min	FG	3P	FT	Rebounds	Fouls	TP	AS	TO	ST	Blocks	BS	BA	+	-
14 Isaac Copeland	F 29:41	8-16	1-4	4-2	6 4 2	6 4	25	2	0	2	1	2	0	-9	
15 Isaiah Roby	F 22:51	8-10	1-1	0-0	2 7 9	4 2	17	0	0	0	1	0	0	-2	
0 James Palmer	G 38:58	6-15	0-5	8-11	0 2 2	3 7	20	4	5	3	0	0	0	-8	
5 Glynn Watson Jr.	G 30:33	3-10	0-5	0-0	0 2 2	4 2	6	5	1	1	0	0	0	-3	
12 Thomas Allen	G 34:43	3-8	1-4	3-4	2 2 4	2 2	10	4	1	1	0	0	0	-13	
34 Thorir Thorbjarnarson	00:16	0-0	0-0	0-0	0 0 0	0 0	0	0	0	0	0	0	0	-1	
45 Brady Heiman	08:35	0-0	0-0	0-0	0 0 0	0 0	1	0	0	0	0	0	0	-1	
20 Tanner Borchardt	13:10	0-0	0-0	0-0	0 0 0	0 4	1	0	0	0	0	0	0	-2	
25 Nana Akenten	21:11	2-6	1-4	2-3	0 5 5	3 2	7	1	0	1	0	1	0	-6	
Team					1 2 3	0 0									
Totals		30-65	4-23	20-26	9 22 31	25 22	84	17	8	8	3	6	9	-9	

Shooting By Period

1st FG%	15-31	48.4%
3PT%	3-13	23.1%
FT%	7-9	77.8%
2nd FG%	15-34	44.1%
3PT%	1-10	10.0%
FT%	13-17	76.5%
GM FG%	30-65	46.2%

Official Basketball Box Score - Final  
**Nebraska at Indiana**  
01/14/19 8:00 PM  
2018-19 Men's Basketball

Game Time: 8:00 PM  
Game Duration: 1:55  
Attendance: 17,222

Officials: G.J. Carstensen, Courtney Green, Donnie Epley

Nebraska - 66

Record: 13-4 (3-3)

NO.	Name	Min	FG	3P	FT	Rebounds	Fouls	TP	AS	TO	ST	Blocks	+/-																						
			M-A	M-A	M-A	OR	DR	PF				BS	BA																						
14	Isaac Copeland	F 33:08	6-11	1-4	1-2	2	6	8	5	3	14	0	1	0	1	1	8																		
15	Isaiah Roby	F 24:20	4-9	1-2	0-0	0	4	4	4	2	9	1	2	1	2	2	11																		
0	James Palmer	G 35:11	5-12	1-4	0-0	2	7	9	2	4	11	7	5	0	0	1	10																		
5	Glynn Watson Jr.	G 37:30	6-12	3-7	0-0	1	4	5	1	0	15	2	3	2	0	1	12																		
12	Thomas Allen	G 36:28	3-9	2-4	2-2	0	1	1	1	1	10	2	1	3	0	1	15																		
45	Brady Heiman	01:13	0-0	0-0	0-0	0	0	0	1	0	0	0	0	0	0	0	-3																		
20	Tanner Borchardt	17:06	3-4	0-0	1-2	2	3	5	2	2	7	0	0	1	0	0	16																		
25	Nana Akenten	15:04	0-3	0-3	0-0	0	2	2	2	0	0	1	0	0	0	0	6																		
Team			4			2			6			0			0																				
Totals			27-60			8-24			4-6			11			29			18			12			7			3			6			15		

Shooting By Period

1st FG% 13-33 39.4%  
FT% 1-2 50%

2nd FG% 14-27 51.9%  
FT% 4-11 36.4%

GM FG% 27-60 45.0%  
FT% 4-6 66.7%

Dead Ball Rebounds: 2, 1

Technical Fouls: NONE

Indiana - 51

Record: 12-5 (3-3)

NO.	Name	Min	FG	3P	FT	Rebounds	Fouls	TP	AS	TO	ST	Blocks	+/-																			
			M-A	M-A	M-A	OR	DR	PF				BS	BA																			
3	Justin Smith	F 36:01	2-7	1-2	0	2	2	1	1	5	2	4	0	2	1	-9																
13	Juwan Morgan	F 31:02	8-15	1-2	0-1	5	3	8	3	4	17	0	1	1	3	1																
0	Romeo Langford	G 38:03	5-14	0-4	8-11	1	5	6	1	9	18	1	4	3	1	-15																
1	Aljami Durham	G 06:00	0-1	0-1	0-0	0	0	0	1	0	0	0	0	0	0	-10																
11	Devonte Green	G 31:35	1-6	1-2	0-0	0	4	4	1	0	3	3	1	1	0	0																
20	DeRon Davis	03:10	0-0	0-0	0-0	0	0	0	0	1	0	0	0	0	0	-9																
22	Clifton Moore	05:27	2-2	0-0	1-3	1	2	3	0	2	5	0	0	0	0	4																
55	Evan Filzner	04:20	0-3	0-1	0-0	0	1	1	1	0	0	0	0	1	0	-5																
10	Rob Phinisee	26:41	1-3	0-1	1-2	0	2	2	2	1	3	1	1	0	0	-2																
15	Zach McRoberts	17:41	0-1	0-1	0-0	1	2	3	2	0	0	1	0	3	0	-11																
Team			1			2			0			0			0																	
Totals			19-62			2-14			11-19			9			22			31			12			7			6			-15		

Shooting By Period

1st FG% 8-27 29.6%  
FT% 1-7 14.3%

2nd FG% 11-25 44.0%  
FT% 8-11 72.7%

GM FG% 19-62 30.6%  
FT% 2-14 14.3%

Dead Ball Rebounds: 2, 0

Technical Fouls: NONE

	NEB	IND
Biggest lead	18 (1st 9:06)	0 (1st 20:00)
Best Scoring Run	11 (1st 10:46)	11 (1st 1:12)
Lead Changes	0	0
Times Tied	0	0
Time with Lead	39:21	00:00

Points from Turnovers	NEB	IND
Paint	28	30
Second Chance	12	8
Fast Breaks	5	7
Bench	7	8

Period by Period Scoring	1st	2nd	TOT
NEB	31	35	66
IND	22	29	51



Official Basketball Box Score - Final  
**Michigan St. at Nebraska**  
01/17/19 7:02 PM  
Nebraska vs. Michigan State

Game Time: 7:02 PM  
Game Duration: 2:07  
Attendance: 15,923

Officials: Larry Scrotto, Rob Riley, Keith Kirtle

Michigan St. - 70

Record: 16-2 (7-0)

NO.	Name	Min	FG	3P	FT	Rebounds	Fouls	TP	AS	TO	ST	Blocks	+/-																												
			M-A	M-A	M-A	OR	DR	PF				BS	BA																												
11	Aaron Henry	F 19:01	4-5	1-2	0-0	1	0	1	2	0	9	0	1	1	0	0																									
25	Kenny Goins	F 29:39	2-7	1-3	2-2	2	9	11	5	2	7	1	3	1	2	0																									
44	Nick Ward	F 30:58	6-13	1-1	2-2	4	6	10	3	4	15	1	4	0	2	5																									
5	Cassius Winston	G 38:32	9-15	3-7	8-9	1	2	3	2	6	29	6	4	0	0	11																									
20	Matt McQuaid	G 37:23	0-6	0-2	2-2	1	5	6	3	5	2	1	0	2	1	-1																									
23	Xavier Tillman	20:10	2-5	0-2	1-2	1	5	6	3	1	5	4	1	1	0	0																									
13	Gabe Brown	20:54	1-4	0-3	1-1	0	4	4	0	1	3	0	0	0	1	10																									
3	Foster Loyer	02:23	0-0	0-0	0-0	0	0	0	0	1	0	0	0	0	0	-2																									
15	Thomas Kittler	00:49	0-0	0-0	0-0	0	1	1	0	0	0	0	0	0	0	3																									
41	Conner George	00:11	0-0	0-0	0-0	0	0	0	0	0	0	0	0	0	0	0																									
Team			0			0			0			0			1																										
Totals			24-55			6-20			16-18			10			32			42			19			13			15			5			4			2			6		

Shooting By Period

1st FG% 13-29 44.8%  
FT% 4-4 100%

2nd FG% 11-26 42.3%  
FT% 12-14 85.7%

GM FG% 24-55 43.6%  
FT% 6-20 30.0%

Dead Ball Rebounds: 1, 0

Technical Fouls: NONE

Nebraska - 64

Record: 13-5 (3-4)

NO.	Name	Min	FG	3P	FT	Rebounds	Fouls	TP	AS	TO	ST	Blocks	+/-																															
			M-A	M-A	M-A	OR	DR	PF				BS	BA																															
14	Isaac Copeland	F 35:46	5-12	1-5	2-4	0	5	5	1	2	13	1	0	0	0	-11																												
15	Isaiah Roby	F 29:25	3-8	0-3	0-1	3	4	7	5	2	6	2	5	2	1	0																												
0	James Palmer	G 38:31	6-21	1-6	11-11	3	5	8	2	6	24	3	2	1	0	2																												
5	Glynn Watson Jr.	G 37:41	3-13	2-7	0-0	1	2	3	4	6	8	1	2	3	1	-7																												
12	Thomas Allen	G 33:07	3-7	1-3	2-2	1	1	2	2	1	9	0	2	0	0	-14																												
20	Tanner Borchardt	11:48	0-2	0-0	0-0	3	1	4	3	0	2	0	0	0	1	8																												
25	Nana Akenten	10:50	2-4	0-2	0-1	1	0	1	2	1	4	0	0	0	0	-13																												
1	Amir Harris	01:06	0-0	0-0	0-0	0	0	0	0	1	0	0	0	1	0	0																												
45	Brady Heiman	01:46	0-0	0-0	0-0	0	0	0	0	0	0	0	0	0	0	-5																												
Team			4			8			0			0			0																													
Totals			22-67			5-26			15-19			16			22			38			19			19			64			11			9			2			4			-6		

Shooting By Period

1st FG% 10-35 28.6%  
FT% 4-4 100%

2nd FG% 12-32 37.5%  
FT% 1-2 50%

GM FG% 22-67 32.8%  
FT% 5-26 19.2%

Dead Ball Rebounds: 1, 0

Technical Fouls: NONE

MSU - 64

Record: 13-5 (3-4)

NO.	Name	Min	FG	3P	FT	Rebounds	Fouls	TP	AS	TO	ST	Blocks	+/-
			M-A	M-A	M-A	OR	DR	PF				BS	BA
12	(2nd 1:50)	4	1	1	0	5	1	0	5	1	0	0	0
8	(1st 10:51)	3	2	3	2	1	4	1	0	0	0	0	0
11	3	3	7	0	0	0	0	0	0	0	0	0	0
6	15	8	1	0	0	0	0	0	0	0	0	0	0
27:20	08:36	8	4	0	0	0	0	0	0	0	0	0	0

Shooting By Period

1st FG% 10-35 28.6%  
FT% 4-4 100%

2nd FG% 12-32 37.5%  
FT% 1-2 50%

GM FG% 22-67 32.8%  
FT% 5-26 19.2%

Dead Ball Rebounds: 1, 0

Technical Fouls: NONE

Game Notes: Actual attendance 15,246

Official Basketball Box Score -- Game Totals -- Final Statistics  
**Nebraska vs Rutgers**  
01/21/19 8:00 pm at THE RAC (Piscataway, N.J.)

Official Basketball Box Score - Final  
**Ohio St. at Nebraska**  
01/26/19 7:00 PM  
Nebraska vs. Ohio State

Game Time: 11:01 AM  
Game Duration: 2:07  
Attendance: 15,890

Officials: Lamont Simpson, Eric Curry, Luke Schurmer

Nebraska 69 • 13-6

#	Player	Min	Total			3-Ptr			Rebounds			PF	TP	A	TO	Blk	Stl	Min
			FG	FGA	FT	FTA	FG	FGA	FT	FTA	Off							
14	Isaac Copeland	f	7-15	2-6	0-0	1	7	8	4	16	0	2	2	1	0	0	32	
15	Isaiah Roby	f	2-6	0-1	2-6	3	5	8	4	6	2	3	2	3	3	32		
0	James Palmer	g	7-18	3-6	5-9	1	3	4	5	22	4	1	0	1	0	40		
05	Glynn Watson Jr.	g	4-10	3-6	3-3	1	4	5	3	14	4	4	0	2	38			
12	Thomas Allen	g	2-6	1-2	0-0	0	3	3	3	5	2	2	0	2	28			
01	Amir Harris	1-1	0-0	0-0	0-0	0	1	1	1	2	0	0	0	0	5			
20	Tanner Borchardt	1-1	0-0	0-0	0-0	0	1	1	2	2	0	0	0	0	14			
25	Nana Akenten	1-3	0-1	0-0	0-0	0	1	1	2	2	0	0	0	2	11			
Team			2			3			24			69			12			

# MISC STATS 2018-19 BOXSCORES



Official Basketball Box Score - Final  
**Wisconsin at Nebraska**  
01/29/19 Pinnacle Bank Arena, Lincoln, Neb.  
Nebraska vs. Wisconsin

Game Time: 7:01 PM  
Game Duration: 1:58  
Attendance: 15,759

Officials: Keith Kirtle, Kelly Reffer, Lewis Gantson

Wisconsin - 62

Record: 15-6

NO. Name	Min	FG	3P	FT	Rebounds	Fouls	TP	AS	TO	ST	Blocks	BA	+
		M/A	M/A	M/A	OR DR TOT	PF					BS	BA	
22 Ethan Happ	F 31:52	5-8	0-0	0-3	1 8 9	3 2	10	4	2	1	0	1	6
35 Nels Reuvers	F 17:42	4-7	2-3	0-0	1 1 2	3	10	1	0	1	0	0	10
0 D'Mirk Trice	G 32:58	3-7	2-5	1-1	2 3 3	2 3	8	2	1	1	0	0	4
21 Khalil Iverson	G 20:54	3-5	0-0	2-4	1 5 6	1 5	8	0	1	1	0	1	3
34 Brad Davison	G 30:59	5-12	2-6	1-1	0 4 4	3 3	13	3	1	0	0	0	6
1 Brevin Pritzl	G 24:44	2-3	2-2	2 2 3	0 0 0	3 8	0	0	0	0	0	0	0
2 Aleem Ford	19:13	0-7	0-5	0-0	1 1 1	4 0	0	1	1	0	0	0	12
23 Kobe King	13:27	0-0	0-0	0 2 2	2 0 0	1 1	0	0	0	0	0	0	1
15 Charles Thomas IV	05:45	2-5	1-1	0-0	2 1 3	1 0	5	0	0	0	1	0	-3
3 Walt McCrory	01:13	0-0	0-0	0 0 0	0 0 0	0 0	0	0	0	0	0	0	-3
13 Tai Strickland	01:13	0-1	0-0	0-0	0 0 0	0 0	0	0	0	1	0	0	-3
Team					1 3 4	0	0						
Totals		24-55	9-23	5-11	8 29 37	19 16	62	12	7	4	2	2	11

Technical Fouls: NONE

Shooting By Period	
1st FG%	11-27 40.7%
2nd FG%	4-13 30.8%
3rd FG%	2-4 50%
4th FG%	13-28 46.4%
FT%	5-10 50%
GM FG%	24-55 43.6%
3PT%	9-23 39.1%
FT%	5-11 45.5%

Dead Ball Rebounds: 2-0

Nebraska - 51

Record: 13-8

NO. Name	Min	FG	3P	FT	Rebounds	Fouls	TP	AS	TO	ST	Blocks	BA	+
		M/A	M/A	M/A	OR DR TOT	PF					BS	BA	
15 Isaiah Roby	F 33:28	5-13	1-2	7-9	5 4 9	3 5	18	3	1	1	2	0	-7
20 Tanner Borchardt	F 15:15	0-1	0-0	1-2	5 1 6	5 3	1	1	0	0	0	0	1
0 James Palmer	G 38:10	5-19	1-7	3-4	1 2 3	1 4	14	1	1	1	0	0	-15
5 Glynn Watson Jr.	G 34:37	2-10	0-5	1-1	0 6 6	2 3 5	1 3	1	0	1	0	0	-16
12 Thomas Allen	G 30:05	4-9	2-5	0-0	0 4 4	1 0	10	0	1	1	0	0	-4
25 Nana Akenten	07:15	0-4	0-1	0-0	1 1 2	2 0	0	0	0	0	0	0	-13
45 Brady Heiman	10:51	0-0	0-0	0 2 1	2 0 1	1 0	0	0	0	0	0	0	-11
1 Amir Harris	06:35	0-0	0-0	0 0 1	1 0 0	0 0	0	0	0	0	0	0	-3
34 Thorir Thorbjarnarson	01:13	0-0	0-0	0 0 0	0 0 0	0 0	0	0	0	0	0	0	3
4 Johnny Trueblood	01:13	0-0	0-0	0 0 0	0 0 0	0 0	0	0	0	0	0	0	3
33 Justin Costello	01:13	0-0	0-0	0 0 0	0 0 0	0 0	0	0	0	0	0	0	3
Team					2 0 2	0	0						
Totals		17-60	4-20	13-20	18 27 45	16 19	51	7	9	4	2	2	-11

Technical Fouls: NONE

Shooting By Period	
1st FG%	7-30 23.3%
2nd FG%	1-8 12.5%
3PT%	6-10 60%
2nd FG%	10-30 33.3%
3PT%	5-12 41.7%
FT%	7-10 70%
GM FG%	17-60 28.3%
3PT%	4-20 20.0%
FT%	13-20 65.0%

Dead Ball Rebounds: 3-0

	WS	NEB
Biggest lead	14 (1st 7:17)	3 (2nd 15:13)
Best Scoring Run	14 (1st 9:00)	9 (2nd 15:13)
Lead Changes	7	
Times Tied	6	
Time with Lead	30:35	03:45

Points from Turnovers	WMS	NEB
Paint	24	20
Second Chance	5	7
Fast Breaks	0	8
Bench	13	3

Period by Period Scoring			
1st	28	34	62
2nd	21	30	51

Game Notes: Actual attendance 11,482

## Official Basketball Box Score -- Game Totals -- Final Statistics Nebraska vs Illinois 02/02/19 1:15 pm at State Farm Center, Champaign, Ill.

Nebraska 64 • 13-9, 3-8

#	Player	Total		3-Ptr		Rebounds		PF	TP	A	TO	Bk	Stl	Min	
		FG	FGA	FG	FGA	FT	FTA								Off
15	Isalah Roby	f	3-11	1-5	2-4	1	7	8	4	9	3	1	1	0	39
20	Tanner Borchardt	f	6-9	0-0	0-2	11	7	18	3	12	1	0	0	1	32
00	James Palmer	g	6-20	2-7	8-12	1	7	8	3	22	2	2	0	1	38
05	Glynn Watson Jr.	g	3-12	0-6	0-0	1	1	2	5	6	0	1	0	0	30
12	Thomas Allen	g	5-12	0-4	1-3	1	2	3	2	11	3	4	1	0	32
01	Amir Harris	g	1-1	0-0	0-0	0	0	0	2	2	0	1	0	0	4
25	Nana Akenten	g	0-2	0-1	0-0	1	0	1	0	0	1	0	0	1	6
34	Thorir Thorbjarnarso	g	1-3	0-0	0-0	2	4	6	3	2	3	0	0	0	17
45	Brady Heiman	g	0-0	0-0	0-0	0	0	0	0	0	0	0	0	0	2
Team						3	1	4							
Totals			25-70	3-23	11-21	21	29	50	22	64	13	10	2	3	200

FG % 1st Half: 10-31 32.3% 2nd half: 15-39 38.5% Game: 25-70 35.7% Deadball Rebounds: 5  
3FG % 1st Half: 3-12 25.0% 2nd half: 0-11 0.0% Game: 3-23 13.0%  
FT % 1st Half: 6-13 46.2% 2nd half: 5-8 62.5% Game: 11-21 52.4%

Illinois 71 • 7-15, 3-8

#	Player	Total		3-Ptr		Rebounds		PF	TP	A	TO	Bk	Stl	Min	
		FG	FGA	FG	FGA	FT	FTA								Off
15	Giorgi Bezhaniashvili	f	4-8	0-0	0-4	1	3	4	3	8	0	0	2	0	19
01	Trent Frazier	g	4-8	3-6	0-2	0	4	4	3	11	2	2	0	0	29
11	Ayo Dosunmu	g	6-14	1-4	0-0	0	3	3	1	13	2	1	0	1	34
20	DaMonte Williams	g	1-3	1-1	0-1	0	1	4	3	3	1	1	0	0	18
23	Aaron Jordan	g	0-3	0-3	0-2	0	5	5	3	0	1	0	1	24	
00	Alan Griffin	g	1-2	1-1	0-0	0	1	1	1	3	0	1	0	0	6
02	Kipper Nichols	g	7-8	2-3	2-4	2	4	6	2	18	2	2	0	1	29
05	Tevian Jones	g	1-4	0-2	0-0	1	0	1	0	2	1	0	0	14	
10	Andres Feliz	g	3-5	0-0	2-4	0	2	4	8	2	1	0	1	18	
12	Adonis De La Rosa	g	0-1	0-0	5-6	1	0	1	3	5	1	2	0	0	9
Team						2	3	5							
Totals			27-56	8-20	9-23	8	28	36	23	71	12	10	3	4	200

FG % 1st Half: 14-30 46.7% 2nd half: 13-26 50.0% Game: 27-56 48.2% Deadball Rebounds: 6.1  
3FG % 1st Half: 6-14 42.9% 2nd half: 2-6 33.3% Game: 8-20 40.0%  
FT % 1st Half: 4-4 100.0 2nd half: 5-9 26.3% Game: 9-23 39.1%

Officials: Steve McJunkins, Rob Kueneman, Bo Boroski

Technical fouls: Nebraska-Glynn Watson Jr., Illinois-Andres Feliz.  
Attendance: 13588

Score by periods	1st	2nd	Total
Nebraska	29	35	64
Illinois	38	33	71

Last FG - NEB 2nd-00:37, ILL 2nd-02:32. Score tied - 3 times.  
Largest lead - NEB by 5 1st-12:10, ILL by 15 2nd-16:57. Lead changed - 2 times.  
NEB led for 04:34, ILL led for 32:21. Game was tied for 03:05.



Official Basketball Box Score - Final  
**Nebraska at Purdue**  
02/01/19 Moby Arena, West Lafayette, IN  
2018-19 Men's Basketball

Game Time: 8:30 PM  
Game Duration: 1:59  
Attendance: 14,804

Officials: Terry Ojlesky, Paul Szlez, Courtney Green

Maryland - 60

Record: 18-6 (9-4)

NO. Name	Min	FG	3P	FT	Rebounds	Fouls	TP	AS	TO	ST	Blocks	BA	+
		M/A	M/A	M/A	OR DR TOT	PF					BS	BA	
23 Bruno Fernando	F 33:59	4-7	0-0	5-6	3 16 19	2 5	13	2	2	0	3	1	16
25 Jalen Smith	F 30:40	8-16	1-3	1-3	6 5 11	3 4	18	1	2	0	2	2	10
1 Anthony Cowan	G 34:06	2-10	0-4	1-3	1 1 2	3 2	5	4	1	0	0	0	8
5 Eric Ayala	G 27:57	2-6	2-4	2-4	0 6 6	1 4	8	1	1	0	0	0	13
11 Darryl Morsell	G 21:08	1-5	0-0	1 2 3	4 0 2	1 1	1	0	0	2	12		
2 Aaron Higgins	25:00	2-8	2-6	0 0 3	3 2 0	6 1	0	0	0	0	0	10	
10 Serrell Smith Jr.	11:49	2-5	2-3	0 0 3	3 1 0	6 0	1	0	0	1	0	2	
14 Ricky Lindo Jr.	15:07	1-1	0-0	0 2 1	5 6 3	1 2	0	2	2	0	0	4	
13 Ivan Bender	00:14	0-0	0-0	0 0 0	0 0 0	0 0	0	0	0	0	0	0	0
Team					0 0 0	0	0						
Totals		22-58	7-20	9-18	12 41 53	19 16	60	10	10	2	5	5	15

Technical Fouls: NONE

Shooting By Period	
1st FG%	12-32 37.5%
2nd FG%	3-11 27.3%
3PT%	1-3 33.3%
3PT%	4-9 44.4%
FT%	8-15 53.3%
GM FG%	22-58 37.9%
3PT%	7-20 35.0%



Official Basketball Box Score - Final  
**Minnesota at Nebraska**  
02/19/19 Pinnacle Bank Arena, Lincoln, Neb.  
Nebraska vs. Minnesota

Game Time: 8:07 PM  
Game Duration: 2:01  
Attendance: 15,942

Officials: Lamont Simpson, Kelly Profer, Rob Kueneman

Minnesota - 61

Record: 16-9 (6-5)

NO. Name	Min	FG M-A	3P M-A	FT M-A	Rebounds OR DR TOT	Fouls PF FD	TP	AS	TO	ST	Blocks BS BA	±
3 Jordan Murphy	F 33:33	8-17	0-1	3-4	5 8 13	3 5	19	3	3	0	0 2 6	6
25 Daniel Oturu	C 35:02	7-14	0-0	2-4	1 3 4	3 6	16	1	2	2	2 0 1	1
1 Dupree McBrayer	G 36:12	3-7	1-4	0-0	0 1 1	1 2	7	4	0	1	0 0 -1	-1
5 Amir Coffey	G 39:04	4-10	3-5	0-0	0 4 4	4 0	11	2	2	1	0 1 1	1
22 Gabe Katschur	G 32:50	2-4	2-3	0-0	0 2 2	3 1	6	1	1	0	1 1 13	13
31 Brock Stull	09:45	0-0	0-0	0-0	1 0 1	0 0	0	0	0	0	0 0 -8	-8
35 Metz Stockman	04:58	1-1	0-0	0-0	0 0 0	0 0	2	0	1	0	1 0 -2	-2
21 Jarvis Omsersa	06:27	0-1	0-1	0-0	0 0 0	0 0	0	1	0	0	0 0 -7	-7
14 Isaiah Washington	02:09	0-0	0-0	0-0	0 0 0	0 0	0	0	0	0	0 0 -8	-8
<b>Team</b>					3 3 6		0	1				
<b>Totals</b>		25-54	6-14	5-8	10 21 31	14 14	61	12	10	4	4 4 4	-1

Technical Fouls: NONE

Nebraska - 62

Record: 14-11 (4-10)

NO. Name	Min	FG M-A	3P M-A	FT M-A	Rebounds OR DR TOT	Fouls PF FD	TP	AS	TO	ST	Blocks BS BA	±
15 Isaiah Roby	F 36:21	3-9	0-1	0-0	0 4 4	3 3	8	3	5	0	2 0 2	2
20 Tanner Borchardt	F 31:01	0-0	0-0	0-0	0 0 0	3 0	0	1	0	0	0 0 -7	-7
0 James Palmer	G 30:08	7-10	2-4	8-10	0 3 3	3 6	24	2	3	1	0 0 5	5
5 Glynn Watson Jr.	G 38:23	8-16	2-5	1-3	0 1 1	2 4	19	1	2	0	0 1 0	0
12 Thomas Allen	G 33:06	3-9	1-4	0-0	1 8 9	0 1	7	3	1	1	0 2 -13	-13
45 Brady Heiman	G 10:24	2-2	0-0	0-0	0 0 0	3 0	4	1	0	0	0 0 9	9
1 Amir Harris	14:41	0-1	0-0	0-0	1 2 3	0 0	0	0	0	1	1 1 12	12
34 Thorir Thorbjarnarson	05:56	1-1	0-0	0-0	0 2 2	0 0	2	0	0	0	1 0 -3	-3
<b>Team</b>					3 2 5		0	0				
<b>Totals</b>		24-48	5-14	9-13	5 22 27	14 14	62	11	11	3	4 4 1	1

Technical Fouls: NONE

	MIN	NEB
<b>Biggest lead</b>	11 (1 <sup>st</sup> 13:22)	7 (2 <sup>nd</sup> 17:44)
<b>Best Scoring Run</b>	10 (1 <sup>st</sup> 14:47)	8 (1 <sup>st</sup> 6:34)
<b>Lead Changes</b>	12	
<b>Times Tied</b>	9	
<b>Time with Lead</b>	18:09	15:11

Game Notes: Actual attendance 11,481

Points from	MIN	NEB
<b>Turnovers</b>	10	12
<b>Paint</b>	34	30
<b>Second Chance</b>	10	7
<b>Fast Breaks</b>	4	3
<b>Bench</b>	2	6

Period by Period Scoring	1st	2nd	TOT
<b>MIN</b>	31	30	61
<b>NEB</b>	30	32	62



Official Basketball Box Score - Final  
**Northwestern at Nebraska**  
02/19/19 Pinnacle Bank Arena, Lincoln, Neb.  
Nebraska vs. Northwestern

Game Time: 7:45 PM  
Game Duration: 1:52  
Attendance: 15,927

Officials: Mike Gicks, Chris Beaver, Brandon Guiz

Northwestern - 50

Record: 12-13

NO. Name	Min	FG M-A	3P M-A	FT M-A	Rebounds OR DR TOT	Fouls PF FD	TP	AS	TO	ST	Blocks BS BA	±
4 Vic Law	F 35:03	6-15	1-8	2-3	0 4 4	2 5	15	2	3	2	1 2 -5	-5
5 Derek Pardon	C 38:03	5-12	1-2	2-2	4 8 12	1 1	13	3	4	1	0 0 -11	-11
25 Barret Benson	C 21:55	1-4	0-1	0-0	4 6 10	2 1	2	0	2	0	2 1 -6	-6
11 Anthony Gaines	G 34:36	4-12	2-7	0-0	1 7 8	0 1	10	1	3	1	1 1 -7	-7
14 Ryan Taylor	G 19:58	1-4	0-1	0-0	1 0 1	2 0	2	1	0	0	0 0 0	0
21 A.J. Turner	12:15	2-4	1-2	0-0	0 2 2	3 0	5	1	0	0	1 1 -9	-9
35 Aaron Falzon	18:56	0-3	0-2	0-0	0 1 1	4 0	0	0	2	0	0 1 1	1
2 Ryan Greer	04:06	0-0	0-0	0-0	0 1 1	0 0	0	1	0	0	0 0 -2	-2
10 Miller Kopp	15:08	1-4	0-2	1-3	0 0 0	0 1	3	0	0	0	0 1 -6	-6
<b>Team</b>					1 2 3		0	0				
<b>Totals</b>		20-58	5-25	5-8	11 31 42	14 9	50	8	15	4	5 7 -9	-9

Technical Fouls: NONE

Nebraska - 59

Record: 15-11

NO. Name	Min	FG M-A	3P M-A	FT M-A	Rebounds OR DR TOT	Fouls PF FD	TP	AS	TO	ST	Blocks BS BA	±
15 Isaiah Roby	F 38:03	7-19	3-8	2-3	5 11 16	0 4	19	2	2	2	5 1 11	11
20 Tanner Borchardt	F 33:00	1-3	0-0	0-0	3 2 5	2 0	2	0	0	0	0 1 3	3
0 James Palmer	G 37:00	3-17	0-6	7-9	2 2 4	3 6	13	6	1	2	0 1 10	10
5 Glynn Watson Jr.	G 36:32	5-12	2-5	0-0	2 4 6	2 2	12	2	1	2	0 1 8	8
12 Thomas Allen	G 37:54	3-9	1-3	2-2	0 4 4	1 2	9	2	3	0	1 1 5	5
34 Thorir Thorbjarnarson	06:11	1-2	0-0	0-0	0 1 1	0 0	2	1	1	1	0 0 2	2
1 Amir Harris	07:28	1-1	0-0	0-0	0 1 1	0 0	2	0	0	1	0 0 4	4
45 Brady Heiman	03:52	0-1	0-0	0-0	0 0 0	0 0	0	0	0	0	0 1 0	0
<b>Team</b>					2 2 4		0	0				
<b>Totals</b>		21-64	6-22	11-14	14 27 41	9 14	59	13	8	8	7 5 9	9

Technical Fouls: NONE

	NOR	NEB
<b>Biggest lead</b>	1 (1 <sup>st</sup> 19:06)	12 (2 <sup>nd</sup> 3:52)
<b>Best Scoring Run</b>	5 (1 <sup>st</sup> 7:45)	11 (2 <sup>nd</sup> 3:52)
<b>Lead Changes</b>	6	
<b>Times Tied</b>	1	
<b>Time with Lead</b>	03:51	34:47

Game Notes: Actual attendance 12,743

Points from	NOR	NEB
<b>Turnovers</b>	6	16
<b>Paint</b>	22	26
<b>Second Chance</b>	7	7
<b>Fast Breaks</b>	0	12
<b>Bench</b>	8	4

Period by Period Scoring	1st	2nd	TOT
<b>NOR</b>	23	27	50
<b>NEB</b>	28	31	59

**2018-19 Nebraska Basketball**  
**Nebraska Combined Team Statistics (as of Feb 16, 2019)**  
**Big Ten games only**

<b>RECORD:</b>	<b>OVERALL</b>	<b>HOME</b>	<b>AWAY</b>	<b>NEUTRAL</b>
ALL GAMES	5-10	4-4	1-6	0-0
CONFERENCE	5-10	4-4	1-6	0-0
NON-CONFERENCE	0-0	0-0	0-0	0-0

##	Player	gp-gs	min	Total		3-Point		F-Throw		Rebounds				pf	dq	a	to	blk	stl	pts	avg	
				fg-fga	fg%	3fg-fga	3fg%	ft-fa	ft%	off	def	tot	avg									
00	Palmer Jr.,James	15-15	561	37.4	77-236	.326	24-84	.286	91-119	.765	19	50	69	4.6	37	1	53	39	3	22	269	17.9
14	Copeland Jr.,Isaac	9-9	277	30.8	49-97	.505	13-34	.382	13-19	.684	12	34	46	5.1	24	2	7	12	9	7	124	13.8
15	Roby,Isaiah	15-15	498	33.2	67-161	.416	14-44	.318	35-57	.614	35	84	119	7.9	53	3	30	32	31	20	183	12.2
05	Watson Jr.,Glynn	15-15	518	34.5	61-160	.381	22-74	.297	22-28	.786	8	49	57	3.8	45	2	35	27	2	13	166	11.1
12	Allen,Thomas	15-13	492	32.8	49-120	.408	19-52	.365	17-21	.810	8	42	50	3.3	21	0	26	20	4	20	134	8.9
20	Borchardt,Tanner	15-6	297	19.8	18-31	.581	0-0	.000	7-13	.538	34	29	63	4.2	40	2	9	4	3	3	43	2.9
25	Akenten,Nana	13-0	148	11.4	10-43	.233	4-25	.160	4-6	.667	8	20	28	2.2	18	0	3	1	1	4	28	2.2
34	Thorbjarnarson,Thor	8-2	72	9.0	5-15	.333	1-4	.250	1-2	.500	5	18	23	2.9	7	0	7	2	1	1	12	1.5
45	Heiman,Brady	12-0	70	5.8	6-9	.667	0-0	.000	1-4	.250	4	5	9	0.8	11	0	2	3	2	1	13	1.1
01	Harris,Amir	11-0	65	5.9	4-5	.800	0-0	.000	1-2	.500	2	10	12	1.1	8	0	3	3	1	4	9	0.8
04	Trueblood,Johnny	1-0	1	1.0	0-0	.000	0-0	.000	0-0	.000	0	0	0	0.0	0	0	0	0	0	0	0	0.0
33	Costello,Justin	1-0	1	1.0	0-0	.000	0-0	.000	0-0	.000	0	0	0	0.0	0	0	0	0	0	0	0	0.0
Team											29	22	51				4					
Total.....		15	3000		346-877	.395	97-317	.306	192-271	.708	164	363	527	35.1	264	10	175	147	57	95	981	65.4
Opponents.....		15	3000		371-861	.431	99-282	.351	187-273	.685	182	409	591	39.4	262	4	167	178	62	78	1028	68.5

<b>TEAM STATISTICS</b>	<b>NEB</b>	<b>OPP</b>	<b>Date</b>	<b>Opponent</b>	<b>Score</b>	<b>Att.</b>
SCORING	981	1028	* 12/02/18	ILLINOIS	W 75-60	15764
Points per game	65.4	68.5	* 12/05/18	at Minnesota	L 78-85	9624
Scoring margin	-3.1	-	* 01/02/19	at Maryland	L 72-74	11251
FIELD GOALS-ATT	346-877	371-861	* 01/06/19	at Iowa	L 84-93	11782
Field goal pct	.395	.431	* 01/10/19	PENN ST.	W 70-64	15753
3 POINT FG-ATT	97-317	99-282	* 01/14/19	at Indiana	W 66-51	17222
3-point FG pct	.306	.351	* 01/17/19	MICHIGAN ST.	L 64-70	15923
3-pt FG made per game	6.5	6.6	* 01/21/19	at Rutgers	L 69-76	5022
FREE THROWS-ATT	192-271	187-273	* 01/26/19	OHIO ST.	L 60-70	15890
Free throw pct	.708	.685	* 01/29/19	WISCONSIN	L 51-62	15739
F-Throws made per game	12.8	12.5	* 02/02/19	at Illinois	L 64-71	13588
REBOUNDS	527	591	* 02/06/19	MARYLAND	L 45-60	15552
Rebounds per game	35.1	39.4	* 02/09/19	at Purdue	L 62-81	14804
Rebounding margin	-4.3	-	* 02/13/19	MINNESOTA	W 62-61	15642
ASSISTS	175	167	* 02/16/19	NORTHWESTERN	W 59-50	15927
Assists per game	11.7	11.1				
TURNOVERS	147	178				
Turnovers per game	9.8	11.9				
Turnover margin	+2.1	-				
Assist/turnover ratio	1.2	0.9				
STEALS	95	78				
Steals per game	6.3	5.2				
BLOCKS	57	62				
Blocks per game	3.8	4.1				
ATTENDANCE	126190	83293				
Home games-Avg/Game	8-15774	7-11899				
Neutral site-Avg/Game	-	0-0				

<b>Score by Periods</b>	<b>1st</b>	<b>2nd</b>	<b>Totals</b>
Nebraska	475	506	981
Opponents	470	558	1028

\* - Big Ten game

**2018-19 Nebraska Basketball**  
**Nebraska Combined Team Statistics (as of Feb 16, 2019)**  
**All games**

<b>RECORD:</b>	<b>OVERALL</b>	<b>HOME</b>	<b>AWAY</b>	<b>NEUTRAL</b>
ALL GAMES	15-11	11-4	2-6	2-1
CONFERENCE	5-10	4-4	1-6	0-0
NON-CONFERENCE	10-1	7-0	1-0	2-1

#	Player	gp-gs	min	avg	Total		3-Point		F-Throw		Rebounds				pf	dq	a	to	blk	stl	pts	avg
					fg-fga	fg%	3fg-fga	3fg%	ft-fa	ft%	off	def	tot	avg								
00	Palmer Jr.,James	26-26	893	34.3	143-387	.370	48-150	.320	156-198	.788	29	83	112	4.3	53	2	82	58	13	34	490	18.8
14	Copeland Jr.,Isaac	20-20	613	30.7	105-200	.525	25-71	.352	45-65	.692	30	77	107	5.4	41	2	22	31	18	21	280	14.0
05	Watson Jr.,Glynn	26-26	859	33.0	115-280	.411	49-136	.360	36-44	.818	10	94	104	4.0	64	2	81	39	2	31	315	12.1
15	Roby,Isaiah	25-25	759	30.4	99-227	.436	18-59	.305	65-101	.644	51	130	181	7.2	81	3	51	51	46	34	281	11.2
12	Allen,Thomas	26-22	788	30.3	86-195	.441	34-88	.386	25-29	.862	8	67	75	2.9	27	0	51	27	6	38	231	8.9
25	Akenten,Nana	24-2	318	13.3	36-104	.346	22-69	.319	7-12	.583	16	47	63	2.6	33	0	7	9	3	9	101	4.2
20	Borchardt,Tanner	26-7	431	16.6	27-46	.587	0-0	.000	12-22	.545	54	49	103	4.0	63	2	11	10	6	9	66	2.5
45	Heiman,Brady	22-0	193	8.8	22-34	.647	0-1	.000	5-17	.294	20	27	47	2.1	20	0	3	7	13	3	49	2.2
34	Thorbjarnarson,Thor	16-2	136	8.5	9-28	.321	2-10	.200	3-4	.750	7	28	35	2.2	11	0	16	8	2	2	23	1.4
01	Harris,Amir	18-0	155	8.6	9-13	.692	0-0	.000	2-8	.250	5	29	34	1.9	12	0	11	8	4	7	20	1.1
33	Costello,Justin	8-0	25	3.1	2-7	.286	2-7	.286	2-2	1.000	0	2	2	0.3	1	0	4	1	0	1	8	1.0
04	Trueblood,Johnny	8-0	30	3.8	3-8	.375	0-0	.000	0-1	.000	2	6	8	1.0	1	0	5	2	0	2	6	0.8
Team											43	38	81		1		7					
Total.....		26	5200		656-1529	.429	200-591	.338	358-503	.712	275	677	952	36.6	408	11	344	258	113	191	1870	71.9
Opponents.....		26	5201		604-1510	.400	147-483	.304	280-416	.673	307	674	981	37.7	456	9	254	351	94	133	1635	62.9

<b>TEAM STATISTICS</b>	<b>NEB</b>	<b>OPP</b>	<b>Date</b>	<b>Opponent</b>	<b>Score</b>	<b>Att.</b>
SCORING	1870	1635	11/06/18	MISSISSIPPI VALLEY STATE	w 106-37	15307
Points per game	71.9	62.9	11/11/18	SOUTHEASTERN LOUISIANA	w 87-35	15462
Scoring margin	+9.0	-	11/14/18	SETON HALL	w 80-57	15713
FIELD GOALS-ATT	656-1529	604-1510	11/19/18	vs Missouri State	w 85-62	6082
Field goal pct	.429	.400	11/20/18	vs Texas Tech	L 52-70	6521
3 POINT FG-ATT	200-591	147-483	11/24/18	WESTERN ILL.	w 73-49	15800
3-point FG pct	.338	.304	11/26/18	at Clemson	w 68-66	6974
3-pt FG made per game	7.7	5.7	* 12/02/18	ILLINOIS	w 75-60	15764
FREE THROWS-ATT	358-503	280-416	* 12/05/18	at Minnesota	L 78-85	9624
Free throw pct	.712	.673	12/08/18	CREIGHTON	w 94-75	15950
F-Throws made per game	13.8	10.8	12/16/18	vs Oklahoma State	w 79-56	3800
REBOUNDS	952	981	12/22/18	CAL ST. FULLERTON	w 86-62	15088
Rebounds per game	36.6	37.7	12/29/18	SOUTHWEST MINN. ST.	w 79-38	15057
Rebounding margin	-1.1	-	* 01/02/19	at Maryland	L 72-74	11251
ASSISTS	344	254	* 01/06/19	at Iowa	L 84-93	11782
Assists per game	13.2	9.8	* 01/10/19	PENN ST.	w 70-64	15753
TURNOVERS	258	351	* 01/14/19	at Indiana	w 66-51	17222
Turnovers per game	9.9	13.5	* 01/17/19	MICHIGAN ST.	L 64-70	15923
Turnover margin	+3.6	-	* 01/21/19	at Rutgers	L 69-76	5022
Assist/turnover ratio	1.3	0.7	* 01/26/19	OHIO ST.	L 60-70	15890
STEALS	191	133	* 01/29/19	WISCONSIN	L 51-62	15739
Steals per game	7.3	5.1	* 02/02/19	at Illinois	L 64-71	13588
BLOCKS	113	94	* 02/06/19	MARYLAND	L 45-60	15552
Blocks per game	4.3	3.6	* 02/09/19	at Purdue	L 62-81	14804
ATTENDANCE	234567	106670	* 02/13/19	MINNESOTA	w 62-61	15642
Home games-Avg/Game	15-15638	8-11283	* 02/16/19	NORTHWESTERN	w 59-50	15927
Neutral site-Avg/Game	-	3-5468				

\* - Big Ten game

<b>Score by Periods</b>	<b>1st</b>	<b>2nd</b>	<b>Totals</b>
Nebraska	900	970	1870
Opponents	742	893	1635