



PENN STATE HOCKEY

2016-17 NITTANY LIONS

Communications Contact: **John Hanna** (jrh486@psu.edu) @GoPSUJHanna • O: (814) 863-1388 • C: (814) 441-3218

#11 **PENN STATE NITTANY LIONS** 24-11-2
10-9-1-0 B1G

#7 **UNION DUTCHMEN** 25-9-3
16-4-2 ECAC

MARCH 25, 2017 • 4:30 p.m. • U.S. Bank Arena • Cincinnati, Ohio

GAME DAY INFORMATION

VENUE (CAPACITY)	U.S. Bank Arena (18,500)
TV	Saturday: ESPN3, Sunday: ESPNU
TALENT	Kevin Brown (pxp), Colby Cohen (analysis)
STREAMING VIDEO	WatchESPN
RADIO • STREAMING AUDIO	GoPSUnow (Free) • Penn State Sports Network
TALENT	Brian Tripp (pxp), Tim King (analysis)
SERIES RECORD	Union - 4-0-0
LAST MEETING	11/30/13-12/1/13 - Union Sweep - 4-3, 5-4

PENN STATE vs. UNION COMPARISON

TEAM STATS			SKATERS		
Overall record	24-11-2	25-9-3	Points	Smirnov (45)	Vecchione (62)
Conference record	10-9-1	16-4-2	Goals	Sturtz (21)	Vecchione (60)
Goals scored	147	140	Assists	Smirnov (28)	Foo (36)
Goals scored per game	3.97	3.78	PPG	Berger (6)	Foo (10)
Goals allowed	99	103	SHG	Sturtz (2)	Vecchione (4)
Goals allowed per game	2.68	2.78	GWG	Smirnov (4)	Vecchione (7)
First period goals	56	35	Penalties	Pavlychev (22)	Brassard (18)
Second period goals	40	49	PIM	Saar, Pavlychev (44)	Brassard (36)
Third period goals	48	52	SOG	Pedrie (163)	Foo (148)
Overtime goals	3	4	+/-	Autio (+29)	Foo (+31)
Shots	1659	1230	GOALTENDERS		
Shots per game	44.8	33.2	Games	Jones (34)	Sakellaropoulos (29)
Shot pct.	.089	.116	Starts	Jones (34)	Sakellaropoulos (29)
Assists	248	238	Wins	Jones (22)	Sakellaropoulos (22)
Penalties per game	4.4	5.0	Saves	Jones (840)	Sakellaropoulos (829)
Power plays	34-166	40-191	Save Pct.	Jones (.907)	Sakellaropoulos (.921)
Power-play pct.	.205	.209	GAA	Jones (2.51)	Sakellaropoulos (2.42)
Penalty kills	110-133	128-157	Records	Jones (22-9-2)	Sakellaropoulos (22-5-2)
Penalty-kill pct.	.827	.815	Records	Funkey (2-2-0)	Kupsey (3-4-1)
Saves	922	1061	Shutouts	Jones (2)	N/A
Shutouts	3	0			

25% of goalie time played to quality

TABLE OF CONTENTS

Opponent Preview	2	2016-17 Nittany Lion Roster	9
Penn State Broadcast Schedule	3	Penn State Head Coach Guy Gadowsky	10-11
2016-17 Big Ten Standings	3	Career Player Stat Profiles	12-16
Nittany Lions' Record When	4	Team & Individual Statistics	17-18
Honors & Awards	4	Individual game-by-game	19-20
The Last Time Penn State	5	Team game-by-game	21
National Rankings	6	2016-17 box scores	22-31
Scoring Breakdown & Shootout Results	7	Record Book	32-38
Lineup Breakdown	8	TV/Radio Roster	39
Point Streaks & Multi-Point Games	8		

@PennStateMHKY PennStateMensHockey

2016-17 SCHEDULE

Overall: 24-11-2 • Home: 14-5-1 • Away: 7-5-1 • Neutral: 3-1-0
B1G: 10-9-1-0 • Home: 5-4-1-0 • Away: 5-5-0-0 • Neutral: 0-0-0-0

Date	Opponent	Result/Time
Oct. 2	^ QUEEN'S (Ontario)	W, 8-0
Oct. 6	No. 16 ST. LAWRENCE	W, 4-2
Oct. 7	No. 16/15 ST. LAWRENCE	L, 3-6
Oct. 14	1 at Mercyhurst	W, 7-0
Oct. 21	at No. 3/4 Notre Dame	T, 3-3 (OT)
Oct. 22	at No. 3/4 Notre Dame	W, 3-2 (OT)
Oct. 28	CANISIUS	W, 4-1
Oct. 29	CANISIUS	W, 4-2
Nov. 3	NIAGARA	W, 5-1
Nov. 4	NIAGARA	W, 5-1
Nov. 11	ALASKA ANCHORAGE	W, 6-3
Nov. 12	ALASKA ANCHORAGE	W, 3-1
Nov. 18	ARIZONA STATE	W, 7-4
Nov. 19	ARIZONA STATE	W, 8-0
Dec. 1	* No. 20 MICHIGAN	W, 6-1
Dec. 2	* No. 20 MICHIGAN	W, 5-1
Jan. 6	* at No. 11 Ohio State	L, 0-3
Jan. 7	* at No. 11 Ohio State	W, 4-2
Jan. 13	* MICHIGAN STATE	W, 5-2
Jan. 14	* MICHIGAN STATE	W, 5-3
Jan. 20	* No. 11 OHIO STATE	T, 3-3 (SOL)
Jan. 21	* No. 11 OHIO STATE	L, 3-6
Jan. 28	2 vs. Princeton	L, 4-5
Feb. 3	* at No. 7 Minnesota	L, 1-5
Feb. 4	* at No. 7 Minnesota	L, 2-5
Feb. 10	* at No. 17 Wisconsin	W, 6-3
Feb. 11	* at No. 17 Wisconsin	W, 5-2
Feb. 17	* No. 5 MINNESOTA	L, 3-6
Feb. 18	* No. 5 MINNESOTA	L, 3-4 (OT)
Feb. 24	* at Michigan State	W, 4-2
Feb. 25	* at Michigan State	W, 4-1
March 3	* No. 16 WISCONSIN	L, 4-7
March 4	* No. 16 WISCONSIN	W, 6-0
March 10	* at Michigan	L, 2-3
March 11	* at Michigan	L, 0-4

2017 BIG TEN TOURNAMENT

March 16	3 Michigan	W, 4-1
March 17	3 No. 5 Minnesota	W, 4-3 (2OT)
March 18	3 No. 18 Wisconsin	W, 2-1 (2OT)

2017 NCAA REGIONALS

March 25	4 No. 7 Union	4:30 p.m.
March 26	4 No. 1 Denver/ No. 19 Michigan Tech	6:00 p.m.

2017 NCAA FROZEN FOUR

April 6	5 NCAA Semifinals	TBD
April 8	5 NCAA Semifinals	TBD

All Times Eastern and subject to change
Home games in **BOLD CAPS** at Pegula Ice Arena

* Big Ten Conference game

1 at Erie Insurance Arena

2 at Wells Fargo Center

3 at Joe Louis Arena

4 at U.S. Bank Arena

5 at The United Center

Schedule subject to change.

visit GoPSUsports.com for up-to-date information

^ The International Game, preseason contest

Rankings based on USA Today/USA Hockey & USCHO polls

GAME 38

NCAA MIDWEST REGIONAL: No. 3 Penn State vs. No. 2 Union College (NY)



PENN STATE HOCKEY

2016-17 PENN STATE HOCKEY

PennStateMensHockey
@PennStateMHKY



THIS WEEK'S MATCHUP

• Penn State meets Union College (N.Y.) in its first-ever NCAA Tournament game at the U.S. Bank Arena in Cincinnati, Ohio as part of the Midwest Regional

• The Nittany Lions are the No. 9 overall seed and No. 3 seed in the region while the Dutchmen are the overall No. 8 seed of the 16 team tournament and the No. 2 seed in the regional.

• Penn State has never defeated Union as they are 0-4-0 in their brief history. Both teams met twice in each of the first two seasons of the Nittany Lions NCAA era.

• After being outscored 6-1 during their 2012 series the following two games were decided by a late third period goal including one with just three seconds remaining on December 1, 2013. Penn State led 4-1 midway through the second period in that game only to see Union score four unanswered goals to escape Happy Valley with the sweep.

MARATHON MEN

• Penn State played the equivalent of four games (240:16) in a span of 52 hours last weekend to capture their first-ever Big Ten Tournament Championship.

WOLVERINES AND GOPHERS AND BADGERS OH MY

• The Nittany lions needed just 60 minutes to defeat Michigan 4-1 in the quarterfinals, but then took each of the next two games to double-overtime before escaping with a win.

• Their semifinal victory against Minnesota lasted 93:33, which is the longest game in the history of the Big Ten and ranks 40th on the list of longest college hockey games ever.

• The next night they then needed 86:43 to down the Badgers and in doing so the Nittany Lions have now played in each of the three longest games in the history of the Big Ten when you add in their double-overtime 2-1 thriller in the first-ever Big Ten Tournament game against Michigan on March 20, 2014.

• Penn State became the first team in the history of the tournament to win the whole thing by playing three consecutive games and in doing so beat three of the most storied programs in all of college hockey who hold a combined 20 National Titles between them.

THAT'S IT AND THAT'S ALL FOLKES

• Freshman Liam Folkes was inserted into the lineup this weekend and took full advantage as he scored three goals over the course of the three games to double his season total.

• The rookie landed on the All-Tournament team after scoring both goals including the breakaway game-winner in double-overtime of the Big Ten Championship against Wisconsin.

• Not to be outdone is the hustle by linemate Brandon Biro who had the assist on each of Folkes' three goals this weekend and his blueline to blueline pass against Wisconsin sent Folkes in on the breakaway.

TOO CLOSE FOR COMFORT

• Penn State's 2-1 victory against the Badgers marked its first win when scoring two goals or less so far this season. With a pair of one-goal victories last weekend the Nittany Lions improved to 3-3-2 in games decided by one goal or less.

STRIKING UP A CONVERSATION - MR. JONES

• Freshman Peyton Jones has been sensational all season, but last weekend on the biggest stage of his young career the rookie goaltender really flourished. Jones was named the Big Ten Tournament's Most Outstanding Player and with good reason.

• Jones stopped 118-of-123 shots over the weekend as he played all 240:16 minutes to register a 1.25 goals against average and a .959 save percentage.

• Jones made 30+ saves each game including a career-high 51 on Saturday against the Badgers. That total ranks as the second highest by a PSU net-minder only behind the 52 from Matt Skoff against Michigan in that previously longest Big Ten game against Michigan on March 20, 2014.

• Jones was also selected as a Big Ten Conference Honorable Mention as well as an All-Freshman Team member earlier this month.

RUSSIA'S FINEST IMPORT

• Freshman Denis Smirnov has completely shattered the Penn State record books this season setting a new single season points (45) and assists (28) record, both of which are also single-season freshman records. The Moscow, Russia native is also just one goal shy of tying Andrew Sturtz' single-season freshman goals record of 18.

• Smirnov's 45 points are 15th in the nation, but first nationally amongst first-year players while his 28 assists rank second in the country for freshman and tied for 16th overall.

• Last weekend Smirnov had the primary assist on both the game-winning goals against Michigan and the double-overtime game-winner against Minnesota in the semifinals.

FRESHMAN PHENOMS

• Along with Smirnov, freshman classmate Nate Sucese is also just the seventh player in Penn State history to record a 30-point season as the rookie currently has 32 points on 15 goals and 17 assists.

• Ten freshman have registered at least one-point for the Nittany Lions this season including Jones who tied the single-season goalie record for assists with two.

• Penn State leads the entire nation in freshman scoring as 140 of their points have come from rookies on 55 goals and 85 assists. They average 3.78 points per game from their freshman and are 22-7-1 on the season when a freshman scores. In just five games this season the first-year crop of players has been kept out of the net by the opposition.

HIGH-OCTANE OFFENSE

• Penn State has scored 147 goals while adding 248 assists for 395 points so far this season, all of which are new single-season program-highs and rank second in the nation only to Ohio State.

• The Nittany Lions also lead the nation with 1,659 shots on goal while averaging 44.84 shots per game, also new single-season records.

• PSU's 3.97 goals per game is also a new single-season program record and ranks tied for second in the nation.

SCOUTING UNION



Union won the 2014 National Championship and is advancing to its fifth NCAA Tournament. The Dutchmen have reached the Frozen Four twice in 2012 and 2014.

• Out of their previous four NCAA Tournament appearances this marks the first time they will play outside of the East in Regional play.

• The Dutchmen concluded their season 25-9-3 overall and bowed out in the ECAC semifinals with a 4-1 setback to Cornell. Union was riding a seven-game unbeaten streak (6-0-1) entering that contest.

• A pair of Hobey Baker Finalists lead the Dutchmen into the tournament as Mike Vecchione is third in the nation with 62 points (29 goals, 33 assists) right ahead of teammate Spencer Foo who has 60 points (24 goals, 36 assists).

• Senior Alex Sakellaropoulos has started 29 games this season securing a 22-5-2 record with a 2.42 goals against average and a .921 save percentage.

• Union is tied for fourth in the nation with 140 goals scored on the season and rank 26th in goals allowed with 103. The Dutchmen also rank 12th in the nation averaging 33.24 shots per game.

• Union's power play ranks 14th in the nation at 20.9 percent (40-for-191) while its PK is subpar at 36th, 81.8 percent (128-for-157).



WELCOME TO HOCKEY VALLEY



BLUE LINE BEAUTIES

• Just like the freshman class, the defensive unit for Penn State ranks fourth in the nation in scoring with 112 points on 30 goals and 82 assists. Their 30 goals is second only behind the 38 scored by Michigan Tech blue-liners.

THE FINNISH-ER

• Junior defenseman Erik Autio has missed only six games in his entire career and last weekend scored the game-winning goal in double-overtime against Minnesota to send the Nittany Lions into the Big Ten Championship and solidify an NCAA Tournament berth at the time. Autio was named to the Big Ten All-Tournament Team.

• Autio leads the entire nation in plus/minus for defensemen with a plus-29 rating, good for third overall. He has been on the ice for 47 of the Nittany Lions' 147 goals and just 18 goals against.

IN/VINCE'IBLE

• Sophomore Vince Pedrie became just the second Nittany Lion and first defenseman to earn First-Team All-Big Ten honors after leading all Big Ten blue-liners in goals with seven while adding 19 assists for 26 points during the regular season.

• Last Thursday in a 4-1 quarterfinal victory over Michigan in the Big Ten tournament, Pedrie blasted the 16th goal of his young career and solidified himself as the most prolific scoring defenseman in program history as he passed Luke Juha's former record of 15 goals by a defenseman.

• Pedrie's 29 points and 21 assists this season are both new single-season Penn State records by defenseman while his eight goals tie his own record set last season. His 51 career points currently rank second for a defenseman in program history.

• Pedrie is tied for sixth in the nation with a plus-24 rating and was also named to the Big Ten All-Tournament Team last weekend.

GREEN EGGS AND HAMILTON

• Junior Trevor Hamilton leads the entire nation with 104 blocked shots on the season and is also tied for 20th among defensemen with 26 points.

• With six goals and 20 assists the junior ranks second behind Pedrie both in the Big Ten with 26 points and in Penn State single-season history for points by a defenseman. His 11 power-play points on the season is also second to the 12 registered by Pedrie.

MY OH MY-LLARI

• Freshman Kris Myllari ranks third in the Big Ten and 15th in the nation in blocked shots with 80, good for third in the nation amongst rookies.

• The Kanata, Ontario native is also tied for second among all freshman blue-liners with seven goals on the season, a mark good for second in single-season program history by a freshman.

2016-17 PENN STATE BROADCAST SCHEDULE

Date	Opponent	Time	TV	Stream	Audio	Radio
Oct. 2	^A QUEEN'S (Ontario)	1 p.m.	-	-	-	-
Oct. 6	ST. LAWRENCE	7 p.m.	-	GoPSUnow	GoPSUnow	-
Oct. 7	ST. LAWRENCE	7 p.m.	-	GoPSUnow	GoPSUnow	-
Oct. 14	¹ at Mercyhurst	7 p.m.	-	-	GoPSUnow	-
Oct. 21	at Notre Dame	7:35 p.m.	CSN Chicago	NBCsports	GoPSUnow	-
Oct. 22	at Notre Dame	7:05 p.m.	NBCSN	NBCsports	GoPSUnow	-
Oct. 28	CANISIUS	7 p.m.	-	BTN-Plus	GoPSUnow	-
Oct. 29	CANISIUS	7 p.m.	-	BTN-Plus	GoPSUnow	-
Nov. 3	NIAGARA	7 p.m.	-	GoPSUnow	GoPSUnow	-
Nov. 4	NIAGARA	7 p.m.	-	GoPSUnow	GoPSUnow	-
Nov. 11	ALASKA ANCHORAGE	7 p.m.	-	GoPSUnow	GoPSUnow	-
Nov. 12	ALASKA ANCHORAGE	7 p.m.	-	GoPSUnow	GoPSUnow	-
Nov. 18	ARIZONA STATE	7 p.m.	-	GoPSUnow	GoPSUnow	-
Nov. 19	ARIZONA STATE	3 p.m.	-	GoPSUnow	GoPSUnow	-
Dec. 1	[*] MICHIGAN	6:30 p.m.	ESPNU	WatchESPN	GoPSUnow	-
Dec. 2	[*] MICHIGAN	7 p.m.	-	BTN-Plus	GoPSUnow	-
Jan. 6	[*] at Ohio State	7 p.m.	-	-	GoPSUnow	-
Jan. 7	[*] at Ohio State	8 p.m.	-	-	GoPSUnow	-
Jan. 13	[*] MICHIGAN STATE	7 p.m.	-	BTN-Plus	GoPSUnow	-
Jan. 14	[*] MICHIGAN STATE	7 p.m.	BTN	BTN2Go	GoPSUnow	-
Jan. 20	[*] OHIO STATE	7 p.m.	-	BTN-Plus	GoPSUnow	-
Jan. 21	[*] OHIO STATE	7 p.m.	-	BTN-Plus	GoPSUnow	-
Jan. 28	² PRINCETON	TBA	-	BTN-Plus	GoPSUnow	-
Feb. 3	[*] at Minnesota	8 p.m.	-	BTN2Go	GoPSUnow	-
Feb. 4	[*] at Minnesota	8 p.m.	BTN	BTN2Go	GoPSUnow	-
Feb. 10	[*] at Wisconsin	8 p.m.	-	BTN2Go	GoPSUnow	-
Feb. 11	[*] at Wisconsin	8 p.m.	-	BTN2Go	GoPSUnow	-
Feb. 17	[*] MINNESOTA	6:30 p.m.	BTN	BTN2Go	GoPSUnow	-
Feb. 18	[*] MINNESOTA	8 p.m.	BTN	BTN2Go	GoPSUnow	-
Feb. 24	[*] at Michigan State	7 p.m.	BTN	BTN2Go	GoPSUnow	-
Feb. 25	[*] at Michigan State	7 p.m.	-	-	GoPSUnow	-
March 3	[*] WISCONSIN	7 p.m.	-	-	GoPSUnow	-
March 4	[*] WISCONSIN	8 p.m.	ASN	BTN2Go	GoPSUnow	-
March 10	[*] at Michigan	7:30 p.m.	-	-	GoPSUnow	-
March 11	[*] at Michigan	7:30 p.m.	-	-	GoPSUnow	-

All Times Eastern and subject to change, Home games in **BOLD CAPS** at Pegula Ice Arena, ^{*} Big Ten Conference game ¹ at Erie Insurance Arena ² at Wells Fargo Center ³ at Joe Louis Arena, visit GoPSUsports.com for up-to-date information
[^] The International Game, preseason contest
 Rankings based on USA Today/USA Hockey & USCHO polls

2016-17 BIG TEN CONFERENCE FINAL STANDINGS

(as of Mar. 13, 2017)

	GP	Pts.	B1G	GF	GA	Overall	GF	GA
Minnesota	20	43	14-5-1-0	79	58	23-10-3	136	97
Wisconsin	20	36	12-8-0-0	72	66	19-14-1	119	1115
Ohio State	20	35	11-8-1-1	76	62	20-10-6	144	105
PENN STATE	20	31	10-9-1-0	71	63	21-11-2	137	94
Michigan	20	22	6-12-2-2	53	75	13-18-3	91	107
Michigan State	20	13	3-14-3-1	47	74	7-23-4	81	128

Three points for a win, two for a shootout win, one for a shootout loss

THIS WEEK'S SCHEDULE

NEXT WEEK'S SCHEDULE



PENN STATE HOCKEY

2016-17 PENN STATE HOCKEY

PennStateMensHockey

@PennStateMHKY



PENN STATE'S RECORD IS...

43-24-7	all-time at Pegula Ice Arena
14-5-1	at home
7-5-1	on the road
3-1-0	on neutral ice
17-5-2	after a win
6-5-0	after a loss
1-1-0	after a tie
19-5-2	when scoring first
5-6-0	when opponent scores first
17-3-1	when leading after the 1st period
2-5-0	when trailing after the 1st period
3-3-1	when tied after the 1st period
20-3-2	when leading after the 2nd period
1-7-0	when trailing after the 2nd period
3-1-0	when tied after the 2nd period
3-1-2	in overtime games
22-10-1	when out-shooting opponent
2-1-1	when out-shot by opponent
18-7-1	when winning more faceoffs
5-3-1	when losing more faceoffs
7-1-1	when taking more penalties
13-7-1	when taking fewer penalties
4-3-0	when taking the same # of penalties
18-4-1	when scoring a power play goal
6-7-1	when not scoring a power play goal
11-6-1	when allowing a power play goal
13-5-1	when not allowing a power play goal
0-2-0	when scoring 0 goals
0-1-0	when scoring 1 goal
1-2-0	when scoring 2 goals
2-4-1	when scoring 3 goals
8-2-0	when scoring 4 goals
13-0-0	when scoring 5+ goals
3-0-0	when allowing 0 goals
9-0-0	when allowing 1 goal
7-0-0	when allowing 2 goals
4-2-2	when allowing 3 goals
1-2-0	when allowing 4 goals
0-7-0	when allowing 5+ goals
5-1-1	in October
6-0-0	in November
2-0-0	in December
3-3-1	in January
4-4-0	in February
4-3-0	in March
0-0-0	on Monday
0-0-0	on Tuesday
4-0-0	on Thursday
10-6-2	on Friday
10-5-0	on Saturday
0-0-0	on Sunday
1-0-0	during the day
23-11-2	at night
5-0-0	vs. Atlantic Hockey
23-12-2	all-time vs. Atlantic Hockey
13-9-1	vs. Big Ten
41-48-4	all-time vs. Big Ten
1-2-0	vs. ECAC Hockey
3-10-1	all-time vs. ECAC Hockey
1-0-1	vs. Hockey East
7-7-2	all-time vs. Hockey East
0-0-0	vs. NCHA
2-0-0	vs. WCHA
10-8-2	vs. USCHO.com ranked opponents
4-7-2	vs. USA Hockey ranked opponents
12-3-0	vs. unranked opponents
22-7-1	when a freshman scores
3-3-2	games decided by a goal or less

FEELIN' TWENTY-TWO

• While Andrew Sturtz's single-season freshman record for goals is in jeopardy, he is closing in on the all-time single-season Penn State record of 22 held by Casey Bailey.

• The second-year right-wing potted a pair of goals against Wisconsin on March 3rd giving him 21 on the year as he became just the second Penn State player to register a 20-goal season. Over his first two seasons in Hockey Valley, the Buffalo, N.Y. native has already recorded eight two-goal games including five this season.

• His 39 career goals already rank third in program history while his 61 points are good for seventh.

HUMANITARIAN OF CLASS

• Announced earlier this semester **David Goodwin** is also one of five finalists for the 2017 Hockey Humanitarian Award. He is also one of 10 finalists for the Senior CLASS Award.

• On the ice, Goodwin is a two-time Big Ten Honorable mention while off the ice he is maintaining a 3.65 grade point average as a double major in Spanish and Economics and is a two-time Academic All-Big Ten honoree, an honor he will most likely receive again in May.

• The most impressive thing about David is his ability to put others in front of himself not only in the local community, but abroad as well. Along with volunteering at special needs schools and working 1-on-1 with mentally challenged students, David continuously sacrifices his personal time over the summer to travel to less fortunate countries and make an impact on the community. He has helped teach at local elementary schools as well as build retaining walls in El Salvador and Nicaragua, he has spent time in Mexico strengthening his Spanish to get closer to fluency and most recently, he taught an English course at a university in Cuba. All of his efforts have also made David a candidate for the Senior CLASS Award.

RECAPPING 2015-16

Penn State put together its best season during it's young existence earning the first 20-win campaign for Guy Gadowsky as the Nittany Lion Bench Boss with a 21-13-4 record while posting their second-straight winning season in Big Ten play (10-9-1-0).

• Penn State set 7 new single-season program standards during 2015-16 including most wins (21), most points (366), most goals (140), most assists (226), most shots (1,579), most shots/game (41.55) and most goals/game (3.68).

• For the third straight season the Nittany Lions won their opening Big Ten game by defeating Michigan State at home, 4-2. They followed that up with a 6-1 victory the following night to earn a sweep in the first conference series for the second straight season after doing the same to Wisconsin in 2014-15.

• Nittany Lions climb to as high as No. 14 in the uscho.com poll on numerous occasions while also earning their first-ever USA Today/USA Hockey Magazine ranking debuting at No. 15 in the December 14, 2015 poll.

• Penn State sweeps Wisconsin January 15-16, 2016.

2016-17 HONORS

Erik Autio
Big Ten Tournament All-Tournament Team

Chase Berger
Big Ten First Star - 1/17/17

Liam Folkes
Big Ten Tournament All-Tournament Team

David Goodwin
Big Ten Player to Watch
Big Ten Third Star - 3/7/16
Hockey Humanitarian Finalist
Senior CLASS Award Finalist
All-Big Ten Honorable Mention

Peyton Jones
Big Ten Third Star - 10/18/16
Big Ten First Star - 10/25/16
Big Ten First Star - 12/6/16
All-Big Ten Honorable Mention
Big Ten All-Freshman Team
Big Ten Tournament All-Tournament Team
Big Ten Tournament Most Outstanding Player

Vince Pedrie
Big Ten Player to Watch (Unanimous selection)
Big Ten Second Star - 2/28/17
First Team All-Big Ten
Big Ten Tournament All-Tournament Team

Denis Smirnov
Big Ten Second Star - 11/8/16
Big Ten First Star - 11/22/16
Big Ten Third Star - 12/6/16
Big Ten First Star - 2/14/17
All-Big Ten Honorable Mention
Big Ten All-Freshman Team

Nate Sucese
Big Ten Third Star - 11/15/16
Big Ten Second Star - 2/14/17

2016-17 MEDIA INFORMATION

Penn State Strategic Communications
Primary Contact: John Hanna
Email: jr486@psu.edu
Office: 814-863-1388

Interviews
Penn State student-athletes and coaches are available for interviews after practice on Mondays at 4:30 p.m. unless otherwise noted. Please contact John Hanna in advance for specific player requests.

Credentials
Contact John Hanna for home game credentials at Pegula Ice Arena.

Postgame
Head coach Guy Gadowsky and requested student-athletes are available to the media following each game in the media room. Please alert the communications staff during the game of any requests.

Yearbook
A complimentary copy of the 2016-17 Penn State men's hockey yearbook will be made available to members of the media. The public may purchase copies for \$8 online.

GoPSUsports.com
@PennStateMHKY
@PennStateMHKY



WELCOME TO HOCKEY VALLEY



• Penn State beats Minnesota, 5-3, at Mariucci Arena marking the first Nittany Lion victory in Minneapolis, February 6, 2016.

• **Vince Pedrie** earns All-Big Ten Second Team honors as well as All Freshman Team laurels.

• **David Goodwin** earns second-straight All-Big Ten Honorable Mention honors.

GOODWIN, PEDRIE NAMED B1G PLAYERS TO WATCH

• Forward **David Goodwin** and defenseman **Vince Pedrie** were among the 13 athletes named to the Big Ten Preseason Players to Watch List on Monday, Sept. 26.

• Goodwin, returns as the leading point scorer from last seasons roster with 38 on 11 goals and a career-best 27 assists. His 27 helpers was also a new single-season program record.

• Goodwin is currently the career leader in points (90) and assists (57) while his 33 goals rank him third all-time. His 90 points in currently 8th in all of college hockey for current players.

• The senior's 72 points over the last two seasons are the most in a two-year stretch in program history as he boasts the second and third best scoring seasons behind Casey Bailey's 40-point outburst in 2014-15.

• A double major in economics and Spanish, Goodwin has been an All-Big Ten Honorable Mention the past two seasons.

• Pedrie, a communications, Arts and Sciences major, missed the final six games last season due to injury, but was still a unanimous pick for the Preseason Watch List by the opposing coaches.

• The strong d-man with a wicked shot returns as the leading goal-scoring defenseman in conference games last season with seven. He finished the year with eight goals and 14 assists for 22 points, good for eighth on the team.

NHL HOPEFULS

• The Fifth-year program boasts a two NHL draft picks on the 2016-17 roster.

- **Nikita Pavlychev** (2015, Pittsburgh)
- **Brett Murray** (2016, Buffalo)

NHL CAMP ATTENDEES

• Eight Nittany Lions, including five current members on the 2016-17 roster, participated in NHL development camps over the summer.

PLAYER	TEAM
Chase Berger	Detroit Red Wings
Brandon Biro	Edmonton Oilers
Luke Juha	New York Islanders
Eamon McAdam	New York Islanders
Nikita Pavlychev	Pittsburgh Penguins
Vince Pedrie	Anaheim Ducks
Zach Saar	Ottawa Senators
Eric Sheid	Florida Panthers

THE LAST TIME PENN STATE...

Scored six goals	3/4/17	vs. No. 16 Wisconsin (W, 6-0)
Scored seven goals	10/14/16	at Mercyhurst (W, 7-0)
Scored eight goals	11/19/16	vs. Arizona State (W, 8-0)*
Scored five goals in a period	11/19/16	First, vs. Arizona State (W, 8-0)*
Allowed seven goals	3/3/17	vs. No. 16 Wisconsin (L, 7-4)
Allowed eight goals	11/22/14	at Michigan (L, 8-1)
Allowed five goals in a period	3/11/16	Third at Michigan (L, 7-1)
Had a shutout	3/4/17	vs. No. 16 Wisconsin (W, 6-0)
Had a shutout at home	3/4/17	vs. No. 16 Wisconsin (W, 6-0)
Had a shutout on the road	10/14/16	at Mercyhurst (W, 7-0)
Had a shutout on neutral ice	11/29/15	vs. Vermont (W, 4-0)
Had back-to-back shutouts	never	
Was shut out	3/11/17	at Michigan (L, 4-0)
Was shut out at home	11/14/13	vs. #13 UMass Lowell (L, 4-0)
Was shut out on the road	3/11/17	at Michigan (L, 4-0)
Was shut out on neutral ice	12/28/12	vs. Robert Morris (L, 6-0)
Was ranked in USCHO Top 20	3/20/17	No. 11
Was ranked in USCHO Top 10	2/13/17	No. 9
Was ranked in USA Hockey Top 15	3/20/17	No. 11
Was ranked in USA Hockey Top 10	2/27/17	No. 10
Beat a ranked opponent	3/18/17	vs. No. 18 Wisconsin (2-1, 2OT)
Beat a top-5 ranked opponent	3/17/17	vs. #5 Minnesota (4-3, 2OT)
Beat a ranked foe on neutral ice	3/18/17	vs. No. 18 Wisconsin (2-1, 2OT)
Won an OT game	3/18/17	vs. No. 18 Wisconsin (2-1, 2OT - GWG: Folkes)
Won an OT game at home	1/15/16	vs. Wisconsin (W, 4-3 OT - GWG: Goodwin)
Won an OT game on the road	10/22/16	at #3 Notre Dame (3-2, OT - GWG: Sturtz)
Won an OT game on neutral ice	3/18/17	vs. No. 18 Wisconsin (2-1, 2OT: GWG: Folkes)
Tied a game	1/20/17	vs. #11 Ohio State (T, 3-3, OT)
Tied a game at home	1/20/17	vs. #11 Ohio State (T, 3-3, OT)
Lost a game in OT	2/18/17	vs. No. 5 Minnesota (L, 4-3 OT)
Lost a game in OT at home	2/18/17	vs. No. 5 Minnesota (L, 4-3 OT)
Lost a game in OT on the road	12/7/12	at Holy Cross (L, 5-4 OT)
Lost a game in OT on neutral ice	never	
Won a shootout	2/13/16	at Michigan State (T, 2-2 OT; W, 1-0 in 3)
Lost a shootout	1/20/17	vs. #11 Ohio State (T, 3-3, OT; 2-1 SOL, 7-rounds)
Player scored a hat trick	11/18/16	D. Smirnov vs. Arizona State (W, 7-4)
Opponent player had a hat trick	2/17/17	R. Pitlick, vs. Minnesota (L, 6-3)
Player scored four goals in a game	never	
Opponent player had four goals	11/1/13	C. Wydo, Robert Morris (W, 5-4)
Attempted less than 20 shots	3/13/15	18 at #15 Minnesota (L, 5-0)
Had 50-59 shots	1/20/17	59 vs. #11 Ohio State (T, 3-3)
Had 60+ shots	3/17/17	63 vs. No. 5 Minnesota (W, 4-2, 2OT)
Allowed 50+ shots	3/18/17	52 vs. No. 18 Wisconsin (W, 2-1, 2OT)
Held opponent without a shot in a period	never	
Scored 3 power play goals	10/14/16	at Mercyhurst (W, 7-0; 3-for-11 PPG)
Scored 4 power play goals	never	
Scored 5 power play goals	11/13/15	vs. Sacred Heart (W, 8-2, 5-for-7 PPG)*
Scored a 5-on-3 PPG	3/4/17	Z. Saar vs. Wisconsin (W, 6-0)
Allowed a 5-on-3 PPG	1/7/17	N. Schilkey at #11 Ohio State (W, 4-1)
Scored a short-handed goal	2/24/17	David Goodwin at Michigan State (W, 4-2)
Scored two short-handed goals	never	
Same player scored SHG in back-to-back gms.	12/28-29/15	Scheid vs. RMU (L, 6-4) & Clarkson (W, 5-1)
Allowed a short-handed goal	2/4/17	Leon Bristedt, at Minnesota (L, 2-5)
Allowed 3 short-handed goals	1/9/16	H. Fasching (2), J. Kloos, Minnesota (L, 7-1)
Scored two empty-net goals	12/11/15	T. Olczyk, C. Loik vs. Princeton (W, 6-3)*
Attempted a penalty shot	2/18/17	D. Smirnov vs. No. 5 Minnesota (Made)
Scored a penalty shot	2/18/17	D. Smirnov vs. No. 5 Minnesota (L, 4-3 OT)
Defended a penalty shot	11/1/13	C. Wydo, at Robert Morris (goal; PSU W, 5-4)
Scored an extra attacker goal	1/20/17	J. Robinson vs. #11 OSU (T, 2-2, delayed pen.)
Allowed an extra attacker goal	2/18/17	J. Kloos, vs. No. 5 Minnesota (L, 4-3 OT)
Had 6 different goal scorers	10/14/16	Pavlychev, Berger, Sucese (2), Smirnov, Hamilton, T., & Sturtz at Mercyhurst (W, 6-1)
Had 7 different goal scorers	11/13/15	Berger, Brooks, Goodwin (2), Marsh, Richard, Saar & Sturtz vs. Sacred Heart (W, 8-2)
Had 8 different goal scorers	11/19/16	Richard, Berger, Sucese, Pedrie, Kerr, Folkes, Pavlychev, Smirnov vs. Arizona State (W, 8-0)
Committed zero penalties	10/16/15	vs. Notre Dame (L, 7-4)
Opponent committed zero penalties	3/19/15	vs. Ohio State (L, 3-1)
Teams combined for zero penalties	3/19/15	vs. Ohio State (L, 3-1)
* school record		



PENN STATE HOCKEY

2016-17 PENN STATE HOCKEY

2016-17 MEN'S HOCKEY POLLS

USA Today/USA Hockey Poll - March 20, 2017

Rank	School (FPV)	Points	Last	
			Poll	Record
1	Denver (13)	480	1	29-7-4
2	Harvard (15)	475	2	26-5-2
3	Minnesota Duluth (5)	466	3	25-6-7
4	UMass Lowell (1)	403	5	26-10-3
5	Minnesota	371	4	23-11-3
6	Boston University	307	7	23-11-3
7	Union	306	6	25-9-3
8	Western Michigan	287	8	22-12-5
9	Cornell	232	10	21-8-5
10	North Dakota	189	11	21-15-3
11	PENN STATE	168	14	24-11-2
12	Notre Dame	151	9	21-11-5
13	Providence	82	12	22-11-5
14	Ohio State	80	13	21-11-6
15	Air Force	55	NR	26-9-5

Others receiving votes: Boston College 25, St. Lawrence University 2, University of Wisconsin 1.

USCHO.com Poll - March 20, 2017

Rank	School (FPV)	Record	Points	Last	
				Poll	Points
1	Denver(24)	29-7-4	958	1	
2	Harvard(18)	26-5-2	952	2	
3	Minnesota-Duluth(8)	25-6-7	933	3	
4	Massachusetts-Lowell	26-10-3	842	4	
5	Minnesota	23-11-3	785	5	
6	Boston University	23-11-3	688	7	
7	Union	25-9-3	684	6	
8	Western Michigan	22-12-5	649	8	
9	Cornell	21-8-5	602	9	
10	North Dakota	21-15-3	542	11	
11	PENN STATE	24-11-2	506	15	
12	Notre Dame	21-11-5	481	10	
13	Providence	22-11-5	382	12	
14	Ohio State	21-11-6	341	13	
15	Air Force	26-9-5	319	17	
16	Boston College	21-15-4	278	14	
17	Wisconsin	20-15-1	170	18	
18	Vermont	20-13-5	134	16	
19	Michigan Tech	23-14-7	118	NR	
20	Quinnipiac	23-15-2	64	19	

Others receiving votes: Omaha 21, Robert Morris 15, Bowling Green 9, St. Lawrence 9, Canisius 8, Bemidji State 3, Minnesota State 3, Northeastern 2, St. Cloud State 2.

PA PUCK

• Six Nittany Lions live in the Keystone State.

• Four reside in the greater Philadelphia region: **Ricky DeRosa** (Aston), **David Thompson** (Glen Mills), **Kevin Kerr** (Bensalem) and **Peyton Jones** (Langhorne).

• One calls Pittsburgh area home: **Matt Mendelson** (Upper St. Clair).

• The final is the newest member of the Lions, Matt Erlichman, and resides about 80 miles south of State College in Bedford, Pa.

CANADIAN INFLUENCE

• Seven Nittany Lion call Canada home, which is the same amount as last season, marking the most in the programs brief history.

• Three hail from Alberta: **James Robinson** (Cochrane), **Dylan Richard** (Sherwood Park) and **Brandon Biro** (Sherwood Park).

• A trio of freshman join the Lions from Ontario: **Liam Folkes** (Scarborough), **Sean Kohler** (Oakville) and **Kris Myllari** (Kanata).

• The final is from British Columbia: **Derian Hamilton** (Port McNeill).

RUSSIAN CONNECTION

• A pair of Nittany Lion freshman hail from Russia by the way of Pennsylvania as both Nikita Pavlychev (Yaroslavl) and Denis Smirnov (Moscow) become the first Lions to wear the Blue and White from the Motherland.

• Both forwards migrated to the U.S. and to Pennsylvania in their early teen years, playing youth hockey in the Keystone State.

PACKING THE PEG

• Penn State has played to a sellout crowd in 54-of-56 home games, including all 18 during the 2015-16 season.

• More than 6,000 fans have filed into the arena on 35 occasions including 15 games last season.

• In 2015-16, Penn State ranked seventh in average attendance (6,093) and led the nation in building capacity percentage (105.4 percent).

• Last season, Penn State had a season-total of 109,681 fans that have been to Pegula Ice Arena, which is the most in the facilities short three-year history.

WELCOME HOME

• Penn State opened the 5,704-seat Pegula Ice Arena with a 4-1 win against Army Oct. 11, 2013.

• The arena was brought to fruition through an initial \$88 million donation—the largest in University history—in September 2010 from Penn State alumnus Terry Pegula and his wife, Kim. The Pegulas added to that figure to bring their total donation to \$102, supplying \$90 million for the facility.

• The \$90 million facility broke ground in early February 2012 and was turned over to Penn State in September 2013.

STRENGTH IN NUMBERS

• Penn State has 27 players on the 2016-17 roster and after dealing with injuries throughout the majority of last season they are excited about this added depth. With 16 forwards and eight defensemen the internal competition and confidence is high.

THIS IS BIG TEN HOCKEY

• The Big Ten is in its fourth season entering 2016-17. In league action, each Big Ten team will play 20 league games, including 10 home contests.

• Big Ten teams are awarded three points for a regulation or overtime victory, two points for a shootout win and one point for a shootout loss.

• Big Ten schools have won a combined 23 national championships, more than any other league.

• The Big Ten Hockey Conference is the only major football conference to sponsor men's hockey.

• The 2017 league tournament will take place at Joe Louis Arena in Detroit, Mich. with the tournament champion earning the league's automatic bid to the NCAA tournament.

PennStateMensHockey

@PennStateMHKY



WELCOME TO HOCKEY VALLEY



2016-17 MISCELLANEOUS STATISTICS

SCORING BY CLASS

Class	G	A	Points
Freshmen	55	85	140
Sophomores	48	75	123
Juniors	12	35	47
Seniors	32	53	85
Totals	147	248	395

SCORING BY POSITION

Position	G	A	Points
Forwards	117	164	281
Defensemen	30	82	112
Goaltenders	0	2	2
Totals	147	248	395

SITUATIONAL SCORING

Situation	GF	GA	GD
6-on-5	1	6	-5
6-on-4	0	0	-
6-on-3	0	0	-
5-on-6	3	1	+2
4-on-6	0	1	-1
5-on-5	98	62	+36
5-on-4	30	5	+25
5-on-3	3	0	+3
4-on-6	1	2	-1
4-on-5	6	20	-14
4-on-4	3	1	+2
4-on-3	0	0	-
3-on-6	0	0	-
3-on-5	0	1	-1
3-on-4	0	0	-
3-on-3	0	0	-
Penalty Shot	1	0	+1
Totals	147	99	+48

POWER PLAY SCORING

Player	G	A	Points
Erik Autio	2	7	9
Chase Berger	6	4	10
Brandon Biro	2	5	7
Liam Folkes	1	0	1
David Goodwin	2	7	9
Trevor Hamilton	3	8	11
Kevin Kerr	0	6	6
Kris Myllari	1	0	1
Nikita Pavlychev	1	1	2
Vince Pedrie	3	9	12
Dylan Richard	3	3	6
Zach Saar	2	0	2
Denis Smirnov	2	8	10
Andrew Sturtz	5	5	10
Nate Sucece	1	3	4
David Thompson	0	1	1
Totals	33	67	100

SHORT-HANDED SCORING

Player	G	A	Points
Andrew Sturtz	2	0	2
Chase Berger	0	2	2
Trevor Hamilton	1	1	2
Nikita Pavlychev	1	1	2
Peyton Jones	0	1	1
Nate Sucece	1	2	3
Ricky DeRosa	1	0	1
Brandon Biro	0	1	1
David Goodwin	1	0	1
Totals	7	8	15

SPECIAL TEAMS

Power Play	G	Att.	Pct.
Home	22	92	.239
Away	8	59	.135
Neutral	4	13	.308
Non-Conference	17	84	.204
Big Ten Reg. Season	14	72	.194
Big Ten Tournament	3	9	.333
Totals	34	166	.205

Penalty Kill	Kills	Att.	Pct.
Home	54	61	.885
Away	50	60	.833
Neutral	7	12	.583
Non-Conference	58	65	.892
Big Ten Reg. Season	49	62	.790
Big Ten Tournament	5	8	.625
Totals	110	133	.827

FACEOFFS

Player	GP	W	L	Pct.
Chase Berger	37	449	320	.584
Dylan Richard	33	317	246	.563
Ricky DeRosa	36	195	160	.549
Nikita Pavlychev	34	234	217	.519
Nate Sucece	36	133	130	.506
David Goodwin	37	30	17	.638
Andrew Sturtz	35	32	17	.653
Alec Marsh	26	4	6	.400
Blake Gober	14	13	11	.542
Liam Folkes	25	31	46	.403
Denis Smirnov	37	2	6	.250
Brandon Biro	37	2	2	.500
Brett Murray	12	1	0	1.000
Zach Saar	18	1	0	1.000
Totals	37	1231	984	.553

Must average 6 faceoffs per game for category lead

2016-17 SHOOTOUT RESULTS

Date	Opponent	Result	Rounds	Goalie	Shooters	Goals	Opp.	Pct.	Last Attempt
1/20/17	#11 Ohio State	L	2-1	7	Peyton Jones				
					Ricky DeRosa	0	1	.000	vs. OSU (Miss)
					Andrew Sturtz	0	1	.000	vs. OSU (Miss)
					Denis Smirnov	0	1	.000	vs. OSU (Miss)
					Brandon Biro	1	1	1.000	vs. OSU (Make)
					Nate Sucece	0	1	.000	vs. OSU (Miss)
					David Goodwin	0	1	.000	vs. OSU (Miss)
					Vince Pedrie	0	1	.000	vs. OSU (Miss)
					Team	1	7	.143	
					Opponents	2	7	.286	
					Goaltenders	Saves	Opp.	Pct.	
					Peyton Jones	5	7	.714	
					Team	5	7	.714	
					Opponents	6	7	.857	



PENN STATE HOCKEY

2016-17 PENN STATE HOCKEY

PennStateMensHockey

@PennStateMHKY

2016-17 LINEUP BREAKDOWNS

FORWARD LINES						
LW	C	RW	GP	Record	Points	+/-
Biro	Folkes	Gober	1	1-0-0	1-2-3	EV
Biro	Folkes	Sucese	3	1-1-1	3-2-5	-5
Marsh	Berger	Sturtz	15	9-6-0	12-24-36	+6
Smirnov	Richard	Goodwin	9	7-1-1	10-21-31	+26
DeRosa	Pavlychev	Robinson	9	4-4-1	2-3-5	-11
DeRosa	Pavlychev	Gober	2	2-0-0	1-1-2	+2
Kohler	Berger	Sturtz	1	0-0-1	0-1-1	EV
Sucese	Berger	Sturtz	5	5-0-0	8-2-10	+9
Biro	Pavlychev	Folkes	2	2-0-0	1-0-1	+1
Robinson	DeRosa	Marsh	3	3-0-0	1-2-3	EV
Biro	Pavlychev	Gober	1	1-0-0	0-1-1	+3
Biro	Pavlychev	Marsh	2	2-0-0	0-1-1	EV
Gober	DeRosa	Saar	1	1-0-0	1-1-2	+2
Robinson	DeRosa	Saar	5	4-1-0	3-1-4	+7
Goodwin	Berger	Biro	10	9-1-0	11-13-24	+13
Smirnov	Richard	Marsh	1	1-0-0	0-0-0	-1
Sucese	Pavlychev	Saar	2	2-0-0	3-2-5	+8
Mendelson	DeRosa	Gober	1	1-0-0	0-1-1	+1
Smirnov	Richard	Gober	1	1-0-0	0-4-4	+2
Sucese	Pavlychev	Marsh	1	1-0-0	0-1-1	+1
Kohler	DeRosa	Saar	1	1-0-0	1-2-3	+4
Smirnov	Richard	Sturtz	8	7-1-0	14-13-27	+26
Robinson	Gober	Saar	1	1-0-0	0-1-1	+4
Sucese	Pavlychev	Folkes	6	5-1-0	4-6-10	+11
Marsh	DeRosa	Folkes	1	1-0-0	1-1-2	-7
Marsh	DeRosa	Saar	1	1-0-0	1-1-2	+2
Robinson	DeRosa	Gober	3	2-1-0	0-2-2	EV
Murray	Folkes	Sucese	1	1-0-0	1-1-2	+3
Goodwin	Berger	Sturtz	4	0-3-1	4-8-13	+9
Smirnov	Pavlychev	Biro	1	0-0-1	0-0-0	-1
Smirnov	Richard	Biro	2	0-2-0	0-3-3	EV
Sucese	Pavlychev	Folkes	1	1-0-0	0-0-0	EV
Sucese	DeRosa	Folkes	2	0-2-0	0-0-0	-9
Murray	Pavlychev	Robinson	1	0-1-0	0-0-0	-2
Marsh	Gober	Folkes	1	0-0-1	1-1-2	EV
Robinson	Pavlychev	Marsh	1	0-1-0	0-0-0	-2
Smirnov	Richard	Folkes	1	0-1-0	0-0-0	-2
Sucese	DeRosa	Biro	1	0-1-0	0-0-0	-5
Murray	Pavlychev	Saar	1	0-1-0	0-0-0	-1
Goodwin	DeRosa	Saar	1	0-1-0	1-0-1	-1
Smirnov	Pavlychev	Folkes	1	0-1-0	0-0-0	-2
Murray	Sucese	Biro	1	0-1-0	0-0-0	-7
Smirnov	Sucese	Goodwin	13	8-5-0	20-25-45	+18
Biro	Berger	Sturtz	2	1-1-0	1-0-1	-1
Murray	Richard	Biro	3	2-1-0	1-1-2	+1
Murray	Richard	Folkes	1	0-1-0	0-0-0	EV
Murray	Pavlychev	DeRosa	2	1-1-0	0-1-1	-4
Biro	Richard	Folkes	4	3-1-0	5-3-8	+4
Biro	Richard	Saar	3	1-2-0	1-2-3	-1

* Members on the line have played in multiple positions

DEFENSIVE PAIRS

D	D	GP	Record	Points	+/-
Pedrie	Autio	37	24-11-2	11-35-46	+53
Kerr	Hamilton, T.	25	17-6-2	7-30-37	-2
Myllari	Thompson	8	5-3-0	6-3-9	+4
Myllari	Gobet	5	3-1-1	0-0-0	EV
Myllari	Hamilton, D.	10	7-2-1	0-4-4	+17
Hamilton, D.	Gobet	5	3-2-0	0-1-1	+2
Myllari	Hamilton, T.	12	7-5-0	4-6-10	-8
Gobet	Thompson	8	5-3-0	2-2-4	+4

Pairing stats remain even if sides switch

2016-17 POINT STREAKS

Name	Games	Start	Last	Points
Erik Autio	2	11/3/16	11/4/16	0-2-2
Erik Autio	2	1/7/17	1/13/17	1-2-3
Erik Autio	*3	2/25/17	3/4/17	0-3-3
Chase Berger	4	10/06/16	10/21/16	1-5-6
Chase Berger	6	1/7/17	1/28/17	4-6-10
Chase Berger	5	2/24/17	3/10/17	1-4-5
Brandon Biro	**2	10/06/16	10/07/16	0-2-2
Brandon Biro	**2	1/21/17	1/28/17	0-2-2
Liam Folkes	**3	11/18/16	12/1/16	2-3-5
David Goodwin	5	10/28/16	11/11/16	1-7-8
David Goodwin	3	1/7/17	1/14/17	1-3-4
David Goodwin	**10	1/21/17	2/25/17	6-6-12
Trevor Hamilton	**8	10/06/15	11/3/16	1-8-9
Trevor Hamilton	3	11/19/16	12/2/16	2-3-5
Trevor Hamilton	2	1/13/17	1/14/17	0-3-3
Trevor Hamilton	2	2/10/17	2/11/17	2-0-2
Kevin Kerr	2	10/14/16	10/21/16	0-3-3
Kevin Kerr	3	10/28/16	11/3/16	1-3-4
Kevin Kerr	3	11/12/16	11/19/16	1-2-3
Kris Myllari	**3	1/20/17	1/28/17	2-1-3
Kris Myllari	2	2/24/17	2/25/17	0-2-2
Nikita Pavlychev	**2	10/14/16	10/21/16	2-1-3
Nikita Pavlychev	**3	11/12/16	11/19/16	1-3-4
Vince Pedrie	3	10/07/16	10/21/16	1-2-3
Vince Pedrie	*4	11/18/16	12/2/16	1-4-5
Vince Pedrie	*4	1/7/17	1/20/17	2-4-6
Vince Pedrie	*4	2/18/17	3/3/17	0-6-6
Dylan Richard	*4	10/29/16	11/11/16	1-4-5
Dylan Richard	*4	11/18/16	12/2/16	1-5-6
Zach Saar	*3	11/3/16	11/11/16	2-1-1
Zach Saar	*3	11/19/16	12/2/16	0-3-3
Andrew Sturtz	3	10/06/16	10/14/16	3-1-4
Andrew Sturtz	4	10/29/16	11/18/16	6-1-7
Andrew Sturtz	2	12/1/16	12/2/16	3-0-3
Andrew Sturtz	4	1/21/17	2/4/17	3-3-6
Andrew Sturtz	3	2/24/17	3/3/17	3-3-6
Denis Smirnov	**10	10/06/16	11/11/16	5-12-17
Denis Smirnov	4	11/18/16	12/2/16	5-5-10
Denis Smirnov	4	2/10/17	2/18/17	5-5-10
Nate Sucese	2	10/07/16	10/14/16	3-0-3
Nate Sucese	5	11/4/16	11/19/16	4-5-9
Nate Sucese	**9	2/10/17	3/10/17	6-8-14

Streaks continue through missed games; * ties career best; ** career best

2016-17 MULTI-POINT GAMES

Name	Games	Last	Season High
Erik Autio	1	1/13/17	0-2-2 (1/13/17)
Chase Berger (CH)	7	2/4/17	1-2-3 (10/14/16)
Brandon Biro (CH)	3	3/18/17	1-1-2 (1/7/17)
Liam Folkes (CH)	2	3/18/17	1-2-3 (11/19/16)
David Goodwin	8	3/4/17	2-2-4 (3/4/17)
Trevor Hamilton (CH)	3	1/14/17	0-3-3 (11/19/16)
Kevin Kerr	2	11/3/16	0-2-2 (11/3/16)
Alec Marsh	1	2/24/17	1-1-2 (2/25/17)
Kris Myllari (CH)	1	11/11/16	2-1-3 (11/11/16)
Nikita Pavlychev (CH)	2	11/18/16	1-1-2 (10/14/16)
Vince Pedrie (CH)	9	3/16/17	1-1-2 (1/4/16)
Dylan Richard	4	12/1/16	2-0-2 (10/21/16)
Denis Smirnov (CH)	13	3/4/17	2-2-4 (2/11/17)
Andrew Sturtz (CH)	9	3/17/17	2-1-3 (11/18/16)
Nate Sucese (CH)	9	3/16/17	2-1-3 (11/12/16)
David Thompson	1	3/4/17	1-1-2 (3/4/17)

(CH) career high; (t-CH) ties career high





2016-17 PENN STATE ROSTER

GAME
38

NCAA MIDWEST REGIONAL: No. 3 Penn State vs. No. 2 Union College (NY)

No.	Name	Yr.	Pos.	S/C	Ht.	Wt.	Hometown / Last Team (League)
4	Kris Myllari	Fr.	D	L	6-2	190	Kanata, Ontario / Youngstown Phantoms (USHL)
5	Kevin Kerr	So.	D	R	6-0	195	Bensalem, Pa. / Tri-City Storm (USHL)
6	James Gobetz	Fr.	D	R	6-2	210	St. James, N.Y. / Des Moines Buccaneers (USHL)
7	James Robinson	Jr.	F	L	6-2	193	Cochrane, Alberta / Langley Rivermen (BCHL)
8	Chase Berger	So.	F	L	6-0	195	St. Louis, Mo. / Tri-City Storm (USHL)
9	David Goodwin	Sr.	F	L	5-10	190	Des Peres, Mo. / Cedar Rapids RoughRiders (USHL)
10	Brandon Biro	Fr.	F	L	5-11	160	Sherwood Park, Alberta / Spruce Grove Saints (AJHL)
11	Trevor Hamilton	Jr.	D	R	6-0	183	Grosse Pointe Farms, Mich. / Lincoln Stars (USHL)
12	Dylan Richard	Sr.	F	L	6-1	195	Sherwood Park, Alberta / Spruce Grove Saints (AJHL)
13	Nikita Pavlychev	Fr.	F	L	6-7	212	Yaroslavl, Russia / Des Moines Buccaneers (USHL)
14	Nate Sucese	Fr.	F	L	5-8	174	Fairport, N.Y. / Dubuque Fighting Saints (USHL)
15	Sean Kohler	Fr.	F	L	5-9	175	Oakville, Ontario / St. Michael's Buzzers (OJHL)
16	Andrew Sturtz	So.	F	R	5-8	185	Buffalo, N.Y. / Carleton Place Canadians (CCHL)
17	Zach Saar	Sr.	F	R	6-6	225	Richland, Mich. / Muskegon Lumberjacks (USHL)
18	Brett Murray	Fr.	F	L	6-5	222	Bolton, Ontario / Youngstown Phantoms (USHL)
19	Derian Hamilton	So.	D	R	6-1	175	Port McNeill, British Columbia / Powell River Kings (BCHL)
20	Erik Autio	Jr.	D	L	5-10	182	Espoo, Finland / Espoo Blues (Sr. A SM-liiga)
21	Ricky DeRosa	Sr.	F	L	6-1	189	Aston, Pa. / Port Huron Fighting Falcons (NAHL)
22	David Thompson	Sr.	D	R	6-2	209	Glen Mills, Pa. / Chilliwack Chiefs (BCHL)
23	Blake Gober	Fr.	F	R	5-8	179	Colleyville, Tx. / Bloomington Thunder (USHL)
24	Vince Pedrie	So.	D	L	6-0	190	Rochester, Minn. / Bloomington Thunder (USHL)
25	Denis Smirnov	Fr.	F	L	5-10	185	Moscow, Russia / Fargo Force (USHL)
26	Liam Folkes	Fr.	F	R	5-8	167	Scarborough, Ontario / Brockville Braves (CCHL)
27	Matt Mendelson	So.	F	R	5-10	170	Pittsburgh, Pa. / Bloomington Thunder (USHL)
28	Alec Marsh	So.	F	L	5-10	200	Bridgewater, N.J. / Fargo Force (USHL)
30	Matt Erlichman	Jr.	G	L	5-11	180	Bedford, Pa. / Penn State Ice Lions
31	Peyton Jones	Fr.	G	L	6-4	210	Langhorne, Pa. / Lincoln Stars (USHL)
33	Chris Funkey	So.	G	L	5-10	175	Orland Park, Ill. / New Jersey Hitmen (USPHL)

Head Coach: Guy Gadowsky (Fifth season; Colorado College '89)
Assistant Coaches: Keith Fisher (Fifth season; St. Cloud State '00)
 Matt Lindsay (Fifth season; Williams '01)
Student Assistant: Mike Williamson (First season; PSU '17)
Director of Operations: Alex Dawes (First season; Utica '12)

ALPHABETICAL ROSTER

No.	Name
20	Erik Autio
8	Chase Berger
10	Brandon Biro
21	Ricky DeRosa
30	Matt Erlichman
33	Chris Funkey
26	Liam Folkes
9	David Goodwin
23	Blake Gober
6	James Gobetz
19	Derian Hamilton
11	Trevor Hamilton
31	Peyton Jones
5	Kevin Kerr
15	Sean Kohler
28	Alec Marsh
27	Matt Mendelson
18	Brett Murray
4	Kris Myllari
13	Nikita Pavlychev
24	Vince Pedrie
12	Dylan Richard
7	James Robinson
17	Zach Saar
25	Denis Smirnov
16	Andrew Sturtz
14	Nate Sucese
22	David Thompson

PRONUNCIATION GUIDE

Autio	AW-dee-oh
Berger	BUR-grr
Erlichman	ER-lick-man
Gadowsky	Gah-DOW-skee
Gober	GO-brr
Gobetz	GO-bets
Myllari	MY-larr-ee
Pedrie	PEE-dree
Pavlychev	PAV-leh-chev
Richard	Rih-SHARD
Saar	SAR
Sucese	SOO-seese

LIONS BY ELIGIBILITY

Seniors (5): Goodwin, DeRosa, Richard, Saar, Thompson
Juniors (4): Autio, Erlichman, Hamilton T., Robinson
Sophomores (8): Berger, Funkey, Hamilton D., Kerr, Marsh, Mendelson, Pedrie, Sturtz
Freshmen (11): Biro, Folkes, Gober, Gobetz, Jones, Kohler, Murray, Myllari, Pavlychev, Smirnov, Sucese

LIONS BY LOCATION

Alberta (3): Biro, Richard, Robinson
British Columbia (1): Hamilton D.
Finland (1): Autio
Illinois (1): Funkey
Michigan (2): Hamilton T., Saar
Minnesota (1): Pedrie
Missouri (2): Berger, Goodwin
New Jersey (1): Marsh
New York (3): Gobetz, Sucese, Sturtz
Pennsylvania (6): DeRosa, Erlichman, Jones, Kerr, Mendelson, Thompson
Ontario (4): Folkes, Kohler, Murray, Myllari
Russia (2): Pavlychev, Smirnov

Texas (1): Gober

LIONS BY POSITION

Forwards (17): Berger, Biro, DeRosa, Folkes, Goodwin, Gober, Kohler, Marsh, Mendelson, Murray, Pavlychev, Richard, Robinson, Saar, Smirnov, Sturtz, Sucese
Defensemen (8): Autio, Gobetz, Hamilton D., Hamilton T., Kerr, Myllari, Pedrie, Thompson
Goalies (3): Erlichman, Funkey, Jones



GUY GADOWSKY

HC

Head Coach • Fifth Season • Colorado College '89

- **Overall Record:** 257-277-49 (.481)
- **Penn State Record:** 84-79-12 (.515)
- Led Penn State to their first Big Ten Tournament Championship in 2017
- Helped Penn State earn their first-ever uscho.com No. 1 National Ranking - Jan. 16, 2017
- 2014-15 Big Ten Coach of the Year
- Developed Penn State's first NHL player, Casey Bailey (Toronto Maple Leafs)
- Inducted to the Alaska Nanook Hall of Fame in September 2014
- Entering 21st season of head coaching
- 2007-08 ECAC Hockey Coach of the Year at Princeton
- 2001-02 CCHA Coach of the Year at Alaska Fairbanks

MEET COACH GADOWSKY

Guy Gadowsky, the 2014-15 Big Ten Coach of the Year, will guide the Nittany Lions in his 17th collegiate season at the helm of an NCAA Division I program in 2016-17. Gadowsky is currently coaching his fifth Penn State varsity team.

AT PENN STATE

In 2015-16 the Nittany Lions rise continued as Gadowsky led Penn State to their best finish since making the leap to NCAA Division I status. The Lions secured their first 20-win season, finishing third in the Big Ten with a 21-13-4-1 overall record.

Penn State rose to as high as 14th in the uscho.com National Poll during the 2015-16 campaign. On February 6th the Nittany Lions earned their first-ever victory at Minnesota's Mariucci Arena as they defeated the Gophers 5-3.

PSU secured a 5-2 triumph over Wisconsin in the Big Ten quarterfinals before bowing out to eventual champion Michigan 7-2 in the semifinals.

Of his 24 players on the 2015-16 roster, eight signed professional contracts in the off-season ranging from the ECHL, AHL, NHL and Europe.

Those 2015-16 Nittany Lions also set numerous single-season team records on offense including most goals (140), assists (226), points (366), shots (1,579), goals/gm (3.68) and shots/gm (41.55) to go along with those program-best 21 victories.

His 2014-15 Nittany Lions exceeded expectations all season, garnering a winning season in overall action (18-15-4) and Big Ten play (10-9-1-0), while earning the program's first national ranking. Despite being picked sixth in the preseason, Gadowsky's team was in the hunt for a Big Ten title up until the final weekend of

the season.

Under Gadowsky's tutelage, junior Casey Bailey led the Big Ten in scoring and parlayed his outstanding season into a two-year contract with the Toronto Maple Leafs, eventually scoring his first NHL goal in the season finale. Bailey was an All-Big Ten First Team honoree, while six other Nittany Lions earned honorable mention by the league coaches.

The 2014-15 season also saw Gadowsky reach the 200-win plateau in historic fashion when his Lions knocked off No. 4 UMass Lowell, 4-1 on Nov. 15, 2014. The program's rise from its first year in the Big Ten to its sophomore campaign had gains of 10 wins overall and seven wins in conference play. Additionally, his Lions earned wins over every Big Ten team during the season including a season sweep of perennial power Wisconsin and a first win over Big Ten champion Minnesota on THON Night.

During the 2013-14 campaign, the bench boss guided the Nittany Lions during the Big Ten Conference's first season. Penn State, which faced seven NCAA tournament teams and three Frozen Four participants, capped its season with a 2-1 double-overtime victory against Michigan in the Big Ten quarterfinals.

In 2012-13, Gadowsky led the Nittany Lions to a 13-14-0 record during their inaugural NCAA Division I season. He guided the squad to several marquee victories, including wins against three future Big Ten teams (Michigan State, Ohio State, Wisconsin). Penn State also topped Vermont in front of the largest crowd to watch a college hockey game in an NHL arena (19,529).

In 2011-12, Gadowsky steered Penn State's final season in the ACHA, while recruiting for the future. That team went 29-5-0.

AT PRINCETON

Before coming to Happy Valley, Gadowsky served as Princeton's bench boss for seven seasons. In his first five years as head coach, the Tigers improved their win total in each season. In 2008-09, Princeton captured a program-record 22 victories and earned its second straight NCAA tournament appearance.

During the 2007-08 campaign, Gadowsky, who inherited a program that had won a combined eight games in the two seasons prior to his arrival, guided Princeton to both the ECAC Hockey tournament and Ivy League crowns. The team earned its first NCAA tournament berth since 1998, and Gadowsky garnered ECAC Hockey Coach of the Year honors and was a finalist for the Spencer Penrose Award, pre-





mented to Division I hockey's top coach. He was also named Inside College Hockey National Coach of the Year.

While at Princeton, Gadowsky had more than 20 players go on to sign professional contracts, with Kevin Westgarth playing for the Stanley Cup champion Los Angeles Kings in 2011-12. Gadowsky also coached two ECAC and Ivy League Players of the Year as Lee Jubinville (2008) and Zane Kalembe (2009) each won the award in their junior seasons.

AT ALASKA

Prior to Princeton, Gadowsky spent five seasons as head coach of Alaska (1999-2004), where he inherited a team that had not won more than 14 games in the previous five seasons since joining the then-Central Collegiate Hockey Association. After two rebuilding seasons, the 2002 CCHA Coach of the Year led the Nanooks, who were ranked 11th nationally at the end of the season, to their only 20-win campaign since joining the conference. He followed that up with 15 wins in 2002-03 and 16 victories his last season.

In addition, Alaska twice hosted the first round of the CCHA playoffs in a three-year span, a feat never accomplished prior to Gadowsky's arrival. During his tenure with the Nanooks, his teams set school records for team grade-point average, wins and game attendance.

BEFORE COLLEGE COACHING

Before joining the collegiate ranks, Gadowsky spent three seasons (1996-99) as head coach and director of hockey operations for the Fresno Falcons of the West Coast Hockey League. He led the squad to the playoffs in each season and left the team as the winningest coach in franchise history. In his first season, Gadowsky posted a 38-win campaign as he garnered WCHL Coach of the Year accolades.

PLAYING CAREER

The Edmonton, Alberta, native played collegiately at Colorado College from 1985-89, serving as team captain as a senior, while also earning the team's Rodman Award, given for outstanding leadership and sportsmanship. The three-time WCHA All-Academic Team member collected 46 points in 134 career games.

Upon graduation, Gadowsky embarked on a seven-year professional career that included stops with the ECHL's Richmond Renegades, the IHL's San Diego Gulls and the AHL's St. John's Maple Leafs and Prince Edward Island Senators. Gadowsky saved his best season for last as he totaled 52 goals and 29 assists for the Fresno Falcons in 1995-96. He earned league MVP and first-team all-star recognition.

In addition, Gadowsky spent a portion of the 1993-94 season competing with the Canadian National Team and also played professionally in Austria, The Netherlands and Sweden.

PERSONAL LIFE

Gadowsky and his wife, Melissa, have two sons, Mac and Magnus, and a daughter, Mia.



GADOWSKY NOTES

PENN STATE (2011-present)

- Named Nittany Lion bench boss April 2011
- **2014-15 Big Ten Coach of the Year**
- 8** Big Ten Distinguished Scholars
- 4** All-Big Ten honors in 2015-16
- 10** Big Ten victories in 2015-16
- 21** total victories in 2015-16, an increase of 3
- 57** Academic All-Big Ten members, including leading totals in 2013-14 (15), 2014-15 (18) and 2015-16 (16)

PRINCETON (2004-11)

- Served as Princeton's head coach for 7 years
- **2007-08 ECAC Hockey Coach of the Year**
- Coached Rhodes Scholar Landis Stankieveh, Hockey Humanitarian Award winner Eric Leroux and Stanley Cup champion Kevin Westgarth
- Left Princeton with highest winning percentage among all Tiger head coaches since 1934
- Guided Princeton to two of its three NCAA tournaments since 1947-48
- 1** ECAC Hockey Championship (2008)
- 1** Outright Ivy League Championship (2007-08)
First in Princeton hockey history
- 2** NCAA Tournament Appearances
- 2** Hobey Baker Memorial Award finalists
- 4** All-Americans
- 21** Wins in 2007-08, a school record
- 22** Wins in 2008-09, another school record
- 65** ECAC Hockey All-Academic Team honors

ALASKA (1999-2004)

- Led Alaska to its only 20-win season in 2001-02 since joining the then-CCHA in 1994-95
- **2001-02 CCHA Coach of the Year** and Spencer Penrose Award finalist
- Set school records for team grade-point average, wins and game attendance

GADOWSKY CAREER COLLEGE COACHING RECORD

At Alaska						At Penn State					
Year	W-L-T	Pct.	Conference	Pct.	Finish	Year	W-L-T	Pct.	Conference	Pct.	Finish
1999-2000	6-25-3	.221	4-22-2	.200	12th	2012-13	13-14-0	.481	-	-	-
2000-01	9-19-8	.361	7-14-7	.375	T-9th	2013-14	8-26-2	.250	3-16-1-0	.175	6th
2001-02	22-12-3	.635	15-10-3	.589	4th	2014-15	18-15-4	.541	10-9-1	.525	4th
2002-03	15-14-7	.514	10-11-7	.482	T-8th	2015-16	21-13-4	.605	10-9-1-1	.525	3rd
2003-04	16-19-1	.458	14-13-1	.518	6th	2016-17	24-11-2	.676	10-9-1-0	.525	4th
At UAF	68-89-22	.441	50-70-20	.462	3 CCHA Tourneys	At PSU	84-79-12	.515	33-43-4-1	.434	-
Career						257-277-49 .481 152-185-35-1 .451					

At Princeton					
Year	W-L-T	Pct.	Conference	Pct.	Finish
2004-05	8-20-3	.306	6-14-2	.318	10th
2005-06	10-18-3	.371	7-12-3	.386	T-9th
2006-07	15-16-3	.485	10-10-2	.500	T-6th
2007-08	21-14-0	.600	14-8-0	.636	2nd*
2008-09	22-12-1	.643	14-8-0	.636	2nd
2009-10	12-16-3	.435	8-12-2	.409	8th
2010-11	17-13-2	.562	11-9-2	.545	T-4th
at PU	105-109-15	.491	70-73-11	.490	2 NCAA Tourneys

* Won ECAC Tournament title

MILESTONE VICTORIES

1	Oct. 9, 1999	5-1 vs. Ohio State
50	Feb. 23, 2003	2-1 vs. Miami
100	March 3, 2007	2-1 (OT) vs. Brown
150	Jan. 4, 2010	4-3 (OT) vs. #12 Quinnipiac
200	Nov. 15, 2014	4-1 at #4 UMass Lowell
250	Feb. 10, 2017	6-3 at #17 Wisconsin



PENN STATE HOCKEY

2016-17 PENN STATE HOCKEY

PennStateMensHockey

@PennStateMHKY



#20 ERIK AUTIO

Jr. • D • Espoo, Finland

Year	GP	G	A	PTS	+/-	P-PIM	PP	SH	GW
2014-15	34	2	9	11	-4	4-8	1	0	0
2015-16	35	1	14	15	-9	6-12	0	0	0
2016-17	37	3	14	17	+29	8-16	2	0	1
Total	106	6	38	44	+16	18-36	3	0	1

SUPERLATIVES

Goals	1	6x, last vs. No. 5 Minnesota (3/17/17)
Assists	2	2x, last vs. Minnesota (1/8/16)
Points	2	2x, last vs. Minnesota (1/8/16)
Multi-Point Games	2	last vs. Minnesota (1/8/16)
Longest Goal Streak	1 game	6x, last vs. No. 5 Minnesota (3/17/17)
Longest Assist Streak	3 games	3x, last: 1/25/17 - 3/4/17
Longest Point Streak	3 games	3x, last: 1/25/17 - 3/4/17
Last Point	1 goal	vs. No. 5 Minnesota (3/17/17)



#8 CHASE BERGER

So. • F • St. Louis, Mo.

Year	GP	G	A	PTS	+/-	P-PIM	PP	SH	GW
2015-16	38	13	13	26	+13	2-4	3	1	0
2016-17	37	11	21	32	+13	8-16	6	0	1
Total	75	24	34	58	+26	10-20	9	1	1

SUPERLATIVES

Goals	2	4x, last vs. Michigan State (1/14/17)
Assists	2	5x, Last at Minnesota (2/4/17)
Points	4	vs. AIC (10/23/15)
Multi-Point Games	10	Last at Minnesota (2/4/17)
Longest Goal Streak	3 games	10/17/15 - 10/24/15
Longest Assist Streak	4 games	10/06/16 - 10/21/16
Longest Point Streak	6 games	1/7/17 - 1/28/17
Last Point	1 assist	vs. No. 5 Minnesota (3/17/17)



#10 BRANDON BIRO

Fr. • F • Sherwood Park, Alb.

Year	GP	G	A	PTS	+/-	P-PIM	PP	SH	GW
2016-17	37	5	13	18	-4	4-19	2	0	0
Total	37	5	13	18	-4	4-19	2	0	0

SUPERLATIVES

Goals	1	5x, Last at Ohio State (1/7/17)
Assists	2	vs. No. 18 Wisconsin (3/18/17)
Points	2	2x, last vs. No. 18 Wisconsin (3/18/17)
Multi-Point Games	2	Last vs. No. 18 Wisconsin (3/18/17)
Longest Goal Streak	0	n/a
Longest Assist Streak	2	10/06/16 - 10/07/16
Longest Point Streak	2	10/06/16 - 10/07/16
Last Point	2 assists	vs. No. 18 Wisconsin (3/18/17)



#21 RICKY DEROSA

Sr. • F • Aston, Pa.

Year	GP	G	A	PTS	+/-	P-PIM	PP	SH	GW
2013-14	32	5	7	12	-9	6-12	0	0	1
2014-15	31	3	5	8	-2	5-10	0	0	0
2015-16	38	6	4	10	-4	12-35	0	0	4
2016-17	36	4	8	12	-6	6-12	0	1	1
Total	137	18	24	42	-21	29-69	0	1	6

SUPERLATIVES

Goals	1	18x, at Ohio State (1/7/17)
Assists	2	vs. Holy Cross (10/26/14)
Points	2	4x, last vs. Wisconsin (3/17/16)
Multi-Point Games	4	4x, last vs. Wisconsin (3/17/16)
Longest Goal Streak	2 games	2/8/14 - 2/14/14
Longest Assist Streak	3 games	12/6/13 - 12/27/13
Longest Point Streak	3 games	3x, last: 2/7/14 - 2/14/14
Last Point	1 assist	vs. No. 5 Minnesota (3/17/17)



#30 MATT ERLICHMAN

Jr. • G • Bedford, Pa.

Year	GP-GS	MIN	GA	SV	GAA	SV%	W-L-T	SHO
2016-17	0-0	00:00	0	0	0.00	.000	0-0-0	0
Total	0-0	00:00	0	0	0.00	.000	0-0-0	0

SUPERLATIVES

Saves in a Game	0	n/a
Saves in a Period	0	n/a
Shutouts	0	n/a
Assists	0	n/a
Longest Starting Streak	0	n/a
Longest Appearance Streak	0	n/a
Most Penalties	0	n/a
Games Since Last Start	0	n/a



#33 CHRIS FUNKEY

So. • G • Orland Park, Ill.

Year	GP-GS	MIN	GA	SV	GAA	SV%	W-L-T	SHO
2015-16	4-0	71:03	2	28	1.69	.933	0-0-0	0
2016-17	4-3	234:21	7	82	1.79	.921	2-2-0	1
Total	8-3	305:24	9	110	1.77	.924	2-2-0	1

SUPERLATIVES

Saves in a Game	25	vs. Niagara (11/3/16)
Saves in a Period	11	3x last at Minnesota (2/3/17)
Shutouts	1	vs. Arizona State (11/19/16)
Assists	0	n/a
Longest Starting Streak	1 game	vs. Arizona State (11/19/16)
Longest Appearance Streak	2 games	3/5/16 - 3/11/16
Most Penalties	0	n/a
Games Since Last Start	9	at Minnesota (2/3/17)





#26 LIAM FOLKES
Fr. • F • Scarborough, Ont.

Year	GP	G	A	PTS	+/-	P-PIM	PP	SH	GW
2016-17	25	6	6	12	-1	2-4	1	0	3
Total	25	6	6	12	-1	2-4	1	0	3

SUPERLATIVES

Goals	2	vs. No. 18 Wisconsin (3/18/17)
Assists	2	vs. Arizona State (11/19/16)
Points	3	vs. Arizona State (11/19/16)
Multi-Point Games	2	Last, vs. No. 18 Wisconsin
Longest Goal Streak	2 games	11/19/16 - 12/1/16
Longest Assist Streak	2 games	11/18/16 - 11/19/16
Longest Point Streak	3 games	11/18/16 - 12/1/16
Last Point	2 goals	vs. No. 18 Wisconsin (3/18/17)

#9 DAVID GOODWIN C
Sr. • F • Des Peres, Mo.

Year	GP	G	A	PTS	+/-	P-PIM	PP	SH	GW
2013-14	34	7	11	18	-8	10-20	2	0	1
2014-15	36	15	19	34	+13	4-8	0	0	4
2015-16	38	11	27	38	-3	14-28	6	0	1
2016-17	37	11	25	36	+12	7-14	2	1	1
Total	145	44	82	126	+14	33-70	10	1	7

SUPERLATIVES

Goals	2	3x last vs. No. 16 Wisconsin (3/4/17)
Assists	3	3x, last vs. Michigan (3/7/15)
Points	4	3x, last vs. No. 16 Wisconsin (3/4/17)
Multi-Point Games	27	Last, vs. No. 16 Wisconsin (3/4/17)
Longest Goal Streak	4 games	1/9/15 - 1/17/15
Longest Assist Streak	7 games	10/10/15 - 10/30/15
Longest Point Streak	10 games	1/21/17 - 2/25/17
Last Point	1 goal	vs. Michigan (3/16/17)

#23 BLAKE GOBER
Fr. • F • Colleyville, Tx.

Year	GP	G	A	PTS	+/-	P-PIM	PP	SH	GW
2016-17	14	1	3	4	+4	5-10	0	0	0
Total	14	1	3	4	+4	5-10	0	0	0

SUPERLATIVES

Goals	1	vs. No. 16 St. Lawrence (10/06/16)
Assists	1	vs. Alaska-Anchorage (11/11/16)
Points	1	4x last vs. Ohio State (1/20/17)
Multi-Point Games	n/a	n/a
Longest Goal Streak	n/a	n/a
Longest Assist Streak	n/a	n/a
Longest Point Streak	n/a	n/a
Last Point	1 assist	Last vs. Ohio State (1/20/17)

#6 JAMES GOBETZ
Fr. • D • St. James, N.Y.

Year	GP	G	A	PTS	+/-	P-PIM	PP	SH	GW
2016-17	19	0	0	0	+5	4-8	0	0	0
Total	19	0	0	0	+5	4-8	0	0	0

SUPERLATIVES

Goals	0	n/a
Assists	0	n/a
Points	0	n/a
Multi-Point Games	0	n/a
Longest Goal Streak	0	n/a
Longest Assist Streak	0	n/a
Longest Point Streak	0	n/a
Last Point	0	n/a

#19 DERIAN HAMILTON
So. • D • Port McNeill, British Columbia

Year	GP	G	A	PTS	+/-	P-PIM	PP	SH	GW
2015-16	22	0	3	3	+1	0-0	0	0	0
2016-17	15	0	3	3	+9	1-2	0	0	0
Total	37	0	6	6	+10	1-2	0	0	0

SUPERLATIVES

Goals	n/a	n/a
Assists	1	6x, last vs. Michigan (12/2/16)
Points	1	6x, last vs. Michigan (12/2/16)
Multi-Point Games	n/a	n/a
Longest Goal Streak	n/a	n/a
Longest Assist Streak	2 games	10/23/15 - 10/24/15
Longest Point Streak	2 games	10/23/15 - 10/24/15
Last Point	1 assist	vs. Michigan (12/2/16)

#11 TREVOR HAMILTON
Jr. • D • Grosse Point Farms, Mich.

Year	GP	G	A	PTS	+/-	P-PIM	PP	SH	GW
2013-14	30	0	5	5	+5	8-16	0	0	0
2014-15	1	0	0	0	-1	0-0	0	0	0
2016-17	37	6	20	26	-4	10-23	3	1	1
Total	68	6	25	31	EV	18-39	3	1	1

SUPERLATIVES

Goals	1	6x, Last at Wisconsin (2/11/17)
Assists	3	vs. Arizona State (11/19/16)
Points	3	vs. Arizona State (11/19/16)
Multi-Point Games	3	Last vs. Michigan State (1/14/17)
Longest Goal Streak	2 games	2x, last 2/10/17 - 2/11/17
Longest Assist Streak	8 games	10/06/16 - 11/3/16
Longest Point Streak	8 games	10/06/16 - 11/3/16
Last Point	1 assist	vs. No. 5 Minnesota (3/17/17)

*2013-2015 with Miami (Ohio)



PENN STATE HOCKEY

2016-17 PENN STATE HOCKEY

PennStateMensHockey

@PennStateMHKY



#31 PEYTON JONES

Fr. • G • Langhorne, Pa.

Year	GP-GS	MIN	GA	SV	GAA	SV%	W-L-T	SHO
2016-17	34-34	2052:21	86	840	2.51	.907	22-9-2	2
Total	34-34	2052:21	86	840	2.51	.907	22-9-2	2

SUPERLATIVES

Saves in a Game	51	vs. No. 18 Wisconsin (3/18/17)
Saves in a Period	17	vs. No. 18 Wisconsin (3/18/17)
Shutouts	2	Last, vs. No. 16 Wisconsin (3/4/17)
Assists	1	2x, last vs. Canisius (10/28/16)
Longest Starting Streak	14 games	current
Longest Appearance Streak	14 games	current
Most Penalties	0	n/a
Games Since Last Start	0	n/a



#5 KEVIN KERR

So. • D • Bensalem, Pa.

Year	GP	G	A	PTS	+/-	P-PIM	PP	SH	GW
2015-16	37	3	14	17	+10	9-18	1	0	0
2016-17	25	2	13	14	-2	4-8	0	0	0
Total	62	5	27	31	+8	13-26	1	0	0

SUPERLATIVES

Goals	1	5x, last vs. Arizona State (11/19/16)
Assists	2	4x, last vs. Princeton (1/28/17)
Points	2	5x, last vs. Princeton (1/28/17)
Multi-Point Games	5	last vs. Princeton (1/28/17)
Longest Goal Streak	1 game	5x, last vs. Arizona State (11/19/16)
Longest Assist Streak	2 games	4x, last 10/14/16 - 10/21/16
Longest Point Streak	4 games	2/13/16 - 3/4/16
Last Point	1 assist	at Wisconsin (2/10/17)



#15 SEAN KOHLER

Fr. • F • Oakville, Ont.

Year	GP	G	A	PTS	+/-	P-PIM	PP	SH	GW
2016-17	2	0	1	1	+1	1-2	0	0	0
Total	2	0	1	1	+1	1-2	0	0	0

SUPERLATIVES

Goals	0	n/a
Assists	1	vs. Alaska-Anchorage (11/11/16)
Points	1	vs. Alaska-Anchorage (11/11/16)
Multi-Point Games	0	n/a
Longest Goal Streak	0	n/a
Longest Assist Streak	0	n/a
Longest Point Streak	0	n/a
Last Point	1 assist	vs. Alaska-Anchorage (11/11/16)



#28 ALEC MARSH

So. • F • Bridgewater, N.J.

Year	GP	G	A	PTS	+/-	P-PIM	PP	SH	GW
2015-16	37	7	14	21	+3	14-28	2	0	1
2016-17	26	6	4	10	-5	8-16	0	0	0
Total	63	13	18	31	-2	22-44	2	0	1

SUPERLATIVES

Goals	2	vs. Notre Dame (10/16/15)
Assists	2	2x, last at Michigan State (2/12/16)
Points	2	5x, last at Michigan State (2/24/17)
Multi-Point Games	5	last at Michigan State (2/25/17)
Longest Goal Streak	2 games	10/16/15 - 10/17/15
Longest Assist Streak	3 games	11/13/15 - 11/20/15
Longest Point Streak	6 games	10/10/15 - 10/29/15
Last Point	1 goal	vs. No. 5 Minnesota (3/17/17)



#27 MATT MENDELSON

So. • F • Pittsburgh, Pa.

Year	GP	G	A	PTS	+/-	P-PIM	PP	SH	GW
2015-16	27	1	2	3	-1	4-8	0	0	0
2016-17	1	0	0	0	0	0-0	0	0	0
Total	28	1	2	3	-1	4-8	0	0	0

SUPERLATIVES

Goals	1	at Minnesota (2/6/16)
Assists	1	2x, last vs. Michigan (1/28/16)
Points	1	3x, last at Minnesota (2/6/16)
Multi-Point Games	0	n/a
Longest Goal Streak	n/a	n/a
Longest Assist Streak	n/a	n/a
Longest Point Streak	n/a	n/a
Last Point	1 goal	at Minnesota - 2/6/16



#18 BRETT MURRAY

Fr. • F • Bolton, Ont.

Year	GP	G	A	PTS	+/-	P-PIM	PP	SH	GW
2016-17	12	0	1	1	-1	2-4	0	0	0
Total	12	0	1	1	-1	2-4	0	0	0

SUPERLATIVES

Goals	0	n/a
Assists	1	vs. Michigan State (1/13/17)
Points	1	vs. Michigan State (1/13/17)
Multi-Point Games	0	n/a
Longest Goal Streak	n/a	n/a
Longest Assist Streak	1	vs. Michigan State (1/13/17)
Longest Point Streak	n/a	n/a
Last Point	1 assist	vs. Michigan State (1/13/17)





#4 KRIS MYLLARI
Fr. • D • Kanata, Ont.

Year	GP	G	A	PTS	+/-	P-PIM	PP	SH	GW
2016-17	36	7	7	14	+8	2-4	1	0	1
Total	36	7	7	14	+8	2-4	1	0	1

SUPERLATIVES

Goals	2	vs. Alaska-Anchorage (11/11/16)
Assists	1	7x, last vs. No. 18 Wisconsin (3/18/17)
Points	3	vs. Alaska-Anchorage (11/11/16)
Multi-Point Games	1	vs. Alaska-Anchorage (11/11/16)
Longest Goal Streak	n/a	n/a
Longest Assist Streak	2	2/24/17 - 2/25/17
Longest Point Streak	3 games	1/20/17 - 1/28/17
Last Point	1 assist	vs. No. 18 Wisconsin (3/18/17)

#13 NIKITA PAVLYCHEV
Fr. • F • Yaroslavl, Russia

Year	GP	G	A	PTS	+/-	P-PIM	PP	SH	GW
2016-17	34	4	7	11	EV	22-44	1	1	1
Total	34	4	7	11	EV	22-44	1	1	1

SUPERLATIVES

Goals	1	4x, last vs. No. 5 Minnesota (3/17/17)
Assists	1	7x, last at Wisconsin (2/10/17)
Points	2	2x, last vs. Arizona State (11/19/16)
Multi-Point Games	2	2x, last vs. Arizona State (11/19/16)
Longest Goal Streak	2	10/14/16 - 10/21/16
Longest Assist Streak	0	n/a
Longest Point Streak	2	10/14/16 - 10/21/16
Last Point	1 goal	vs. No. 5 Minnesota (3/17/17)

#24 VINCE PEDRIE
So. • D • Rochester, Minn.

Year	GP	G	A	PTS	+/-	P-PIM	PP	SH	GW
2015-16	32	8	14	22	+4	16-32	2	0	2
2016-17	37	8	21	27	+24	12-24	3	0	3
Total	69	16	35	51	+28	28-56	5	0	5

SUPERLATIVES

Goals	1	16x, last vs. Michigan (3/16/17)
Assists	2	6x, last at Michigan State (2/25/17)
Points	3	vs. Ohio State (2/19/16)
Multi-Point Games	10	Last vs. Michigan (3/16/17)
Longest Goal Streak	2 games	2x, last: 1/8/16 - 1/9/16
Longest Assist Streak	3 games	2/18/17 - 2/25/17
Longest Point Streak	4 games	3x, last: 11/18/16 - 12/2/16
Last Point	1 assist	vs. No. 5 Minnesota (3/17/17)

#12 DYLAN RICHARD
Sr. • F • Sherwood Park, Alberta

Year	GP	G	A	PTS	+/-	P-PIM	PP	SH	GW
2013-14	30	4	11	15	-3	1-2	1	1	0
2014-15	30	8	13	21	-1	5-10	2	1	3
2015-16	26	9	9	18	-5	2-4	5	1	1
2016-17	33	9	12	21	+17	2-4	3	0	2
Total	119	30	45	75	+8	10-20	11	3	6

SUPERLATIVES

Goals	2	4x, last at No. 3 Notre Dame (10/21/16)
Assists	2	7x, last vs. Michigan (12/1/16)
Points	3	vs. Northern Michigan (1/23/15)
Multi-Point Games	16	last vs. Michigan (12/1/16)
Longest Goal Streak	2 games	2x, last 11/6/15 - 11/13/15
Longest Assist Streak	4 games	12/5/15 - 12/19/15
Longest Point Streak	4 games	5x, last 11/18/16 - 12/2/16
Last Point	1 goal	vs. No. 5 Minnesota (3/17/17)

#7 JAMES ROBINSON **A**
Jr. • F • Cochrane, Alberta

Year	GP	G	A	PTS	+/-	P-PIM	PP	SH	GW
2014-15	32	4	4	8	+3	3-6	0	0	0
2015-16	1	0	0	0	0	0-0	0	0	0
2016-17	24	3	1	4	-4	7-25	0	0	0
Total	57	7	5	12	-1	10-31	0	0	0

SUPERLATIVES

Goals	1	7x, Last vs. Ohio State (1/21/17)
Assists	1	5x, last vs. Michigan State (1/17/15)
Points	1	12x, Last vs. Ohio State (1/21/17)
Multi-Point Games	0	n/a
Longest Goal Streak	2 games	12/5/14 - 12/6/14
Longest Assist Streak	1 game	4x, last vs. Michigan State (1/17/15)
Longest Point Streak	2 games	12/5/14 - 12/6/14
Last Point	1 goal	vs. Ohio State (1/20/17)

#17 ZACH SAAR
Sr. • F • Richland, Mich.

Year	GP	G	A	PTS	+/-	P-PIM	PP	SH	GW
2013-14	33	5	6	11	-14	20-40	1	0	2
2014-15	16	0	1	1	-2	7-14	0	0	0
2015-16	25	6	3	9	-1	16-43	2	1	2
2016-17	18	4	4	8	+9	14-44	2	0	0
Total	92	15	14	29	-7	57-141	5	1	4

SUPERLATIVES

Goals	1	15x, last vs. No. 16 Wisconsin (3/4/17)
Assists	1	14x, last vs. Michigan (12/2/16)
Points	2	2x, last at Minnesota (2/6/16)
Multi-Point Games	2	last at Minnesota (2/6/16)
Longest Goal Streak	2 games	3x, last 11/3/16 - 11/4/16
Longest Assist Streak	3 games	11/19/16 - 12/2/16
Longest Point Streak	3 games	2x last, 11/19/16 - 12/2/16
Last Point	1 goal	vs. No. 16 Wisconsin (3/4/17)



PENN STATE HOCKEY

2016-17 PENN STATE HOCKEY



#25 DENIS SMIRNOV

Fr. • F • Moscow, Russia

Year	GP	G	A	PTS	+/-	P-PIM	PP	SH	GW
2016-17	37	17	28	45	+23	9-18	2	0	4
Total	37	17	28	45	+23	9-18	2	0	4

SUPERLATIVES

Goals	3	vs. Arizona State (11/18/16)
Assists	3	3x, last vs. No. 16 Wisconsin (3/4/17)
Points	4	at Wisconsin (2/11/17)
Multi-Point Games	13	Last, vs. vs. No. 16 Wisconsin (3/4/17)
Longest Goal Streak	4	11/18/16 - 12/2/16
Longest Assist Streak	3 games	2x, last 11/19/16 - 12/2/16
Longest Point Streak	10 games	10/6/16 - 11/11/16
Last Point	1 assist	vs. No. 5 Minnesota (3/17/17)



#16 ANDREW STURTZ

So. • F • Buffalo, N.Y.

Year	GP	G	A	PTS	+/-	P-PIM	PP	SH	GW
2015-16	37	18	9	27	+11	11-25	2	3	3
2016-17	35	21	13	34	+22	9-18	5	2	3
Total	72	39	22	61	+33	20-43	7	5	6

SUPERLATIVES

Goals	2	8x, last vs. No. 16 Wisconsin (3/3/17)
Assists	3	vs. No. 5 Minnesota (3/17/17)
Points	3	5x, last vs. No. 5 Minnesota (3/17/17)
Multi-Point Games	17	Last, vs. No. 5 Minnesota (3/17/17)
Longest Goal Streak	4 games	2x, last 10/29/16 - 11/18/16
Longest Assist Streak	2 games	2x last, 2/3/17 - 2/4/17
Longest Point Streak	5 games	2/19/16 - 3/11/16
Last point	3 assists	vs. No. 5 Minnesota (3/17/17)



#14 NATE SUCESE

Fr. • F • Fairport, N.Y.

Year	GP	G	A	PTS	+/-	P-PIM	PP	SH	GW
2016-17	36	15	17	32	+16	4-8	1	1	2
Total	36	15	17	32	+16	4-8	1	1	2

SUPERLATIVES

Goals	2	4x, last at Michigan State (2/25/17)
Assists	2	2x, Last vs. No. 16 Wisconsin (3/4/17)
Points	3	3x, last at Wisconsin (2/11/17)
Multi-Point Games	9	Last vs. Michigan (3/16/17)
Longest Goal Streak	3	11/12/16 - 11/19/16
Longest Assist Streak	2	2x, last 2/10/17 - 2/11/17
Longest Point Streak	9	2/10/17 - 3/10/17
Last Point	1 goal, 1 assist	vs. Michigan (3/16/17)



#22 DAVID THOMPSON

Sr. • D • Glen Mills, Pa.

Year	GP	G	A	PTS	+/-	P-PIM	PP	SH	GW
2013-14	34	0	5	5	-10	9-18	0	0	0
2014-15	31	1	5	6	-3	3-6	0	0	1
2015-16	32	2	5	7	+8	7-14	0	0	1
2016-17	16	4	4	8	EV	3-6	0	0	0
Total	113	7	19	26	-4	22-44	0	0	2

SUPERLATIVES

Goals	1	7x, last at Michigan (3/10/17)
Assists	2	vs. Robert Morris (12/28/15)
Points	2	2x, last vs. No. 16 Wisconsin (3/4/17)
Multi-Point Games	2	Last vs. vs. No. 16 Wisconsin (3/4/17)
Longest Goal Streak	1 game	7x, last at Michigan (3/10/17)
Longest Assist Streak	2 games	3x, last: 1/16/16 - 1/22/16
Longest Point Streak	3 games	1/23/15 - 1/31/15
Last Point	1 assist	vs. Wisconsin (3/18/17)

PennStateMensHockey

@PennStateMHKY





2016-17 TEAM STATISTICS

The Automated ScoreBook Penn State Overall Team Statistics (as of Mar 21, 2017) All games

Overall: 24-11-2 Conf: 10-9-1 Home: 14-5-1 Away: 7-5-1 Neut: 3-1-0

TEAM STATISTICS	PSU	OPP
SHOT STATISTICS		
Goals-Shot attempts	147-1659	99-1021
Shot pct.	.089	.097
Goals/Game	4.0	2.7
Shots/Game	44.8	27.6
Assists	248	156
POWER PLAYS		
Goals-Power Plays	34-165	23-132
Conversion Percent	.206	.174
Shot Attempts	303	140
Shot Percent	.112	.164
GOAL BREAKDOWN		
Total Goals	147	99
Power Play	34	23
Short-handed	7	4
Empty net	6	6
Penalty	1	0
Unassisted	4	7
Overtime	3	1
Shootout	0	0
Delayed Penalty	0	1
PENALTIES		
Number	161	197
Minutes	363	476
Penalties/Game	4.4	5.3
Pen minutes/Game	9.8	12.9
Minor	154	183
Major	3	6
10-minute Misconduct	2	2
Game Misconduct	2	6
Gross Misconduct	0	0
Match	0	0
SHOOTOUTS (Made-Att)	1-7	2-7
ATTENDANCE		
Total	120513	80439
Dates/Avg Per Date	20/6026	13/6188
Neutral Site #/Avg	4/6726	

Goals by Period	1st	2nd	3rd	OT	O2	Total
Penn State	56	40	48	1	2	147
Opponents	25	29	44	1	0	99

Saves by Period	1st	2nd	3rd	OT	O2	Total
Penn State	266	316	298	24	18	922
Opponents	473	519	479	29	12	1512

GAME
38

NCAA MIDWEST REGIONAL: No. 3 Penn State vs. No. 2 Union College (NY)



PENN STATE HOCKEY

2016-17 PENN STATE HOCKEY

f PennStateMensHockey

@PennStateMHKY

2016-17 INDIVIDUAL STATISTICS

The Automated ScoreBook Penn State Overall Individual Statistics (as of Mar 21, 2017) All games

Overall: 24-11-2 Conf: 10-9-1 Home: 14-5-1 Away: 7-5-1 Neut: 3-1-0

##	Player	gp	Shots					+	Penalties				Goals								
			g	a	pts	sh	sh%		pen-min	min	maj	oth	pp	sh	fg	gw	gt	ot	ht	pn	ua
25	Smirnov, Denis	37	17	28	45	122	.139	+23	9-18	9	0	0	2	0	2	4	0	0	1	1	1
9	Goodwin, David	37	11	25	36	99	.111	+12	7-14	7	0	0	2	1	1	1	0	0	0	0	0
16	Sturtz, Andrew	35	21	13	34	141	.149	+22	9-18	9	0	0	5	2	2	3	0	1	0	0	0
14	Sucese, Nate	36	15	17	32	103	.146	+16	4-8	4	0	0	1	1	2	2	0	0	0	0	0
8	Berger, Chase	37	11	21	32	142	.077	+13	8-16	8	0	0	6	0	1	1	0	0	0	0	0
24	Pedrie, Vince	37	8	20	28	163	.049	+24	12-24	12	0	0	3	0	0	3	0	0	0	0	0
11	Hamilton, Trevor	37	6	20	26	95	.063	-4	10-23	9	1	0	3	1	0	1	0	0	0	0	1
12	Richard, Dylan	33	9	12	21	54	.167	+17	2-4	2	0	0	3	0	1	2	0	0	0	0	0
10	Biro, Brandon	37	5	13	18	73	.068	-4	4-19	2	1	1	2	0	3	0	0	0	0	0	0
20	Autio, Erik	37	3	15	18	74	.041	+29	8-16	8	0	0	2	0	0	1	0	1	0	0	1
5	Kerr, Kevin	25	2	13	15	57	.035	-2	4-8	4	0	0	0	0	0	0	0	0	0	0	0
4	Myllari, Kris	36	7	7	14	70	.100	+8	2-4	2	0	0	1	0	2	1	0	0	0	0	0
26	Folkes, Liam	25	6	6	12	64	.094	-1	2-4	2	0	0	1	0	2	3	0	1	0	0	1
21	DeRosa, Ricky	36	4	8	12	86	.047	-6	6-12	6	0	0	0	1	0	1	0	0	0	0	0
13	Pavlychev, Nikita	34	4	7	11	86	.047	0	22-44	22	0	0	1	1	3	1	0	0	0	0	0
28	Marsh, Alec	26	6	4	10	54	.111	-5	8-16	8	0	0	0	0	2	0	0	0	0	0	0
17	Saar, Zach	18	4	4	8	45	.089	+9	14-44	12	0	2	2	0	1	0	0	0	0	0	0
22	Thompson, David	16	4	4	8	19	.211	0	3-6	3	0	0	0	0	1	0	0	0	0	0	0
7	Robinson, James	24	3	1	4	38	.079	-4	7-25	5	1	1	0	0	3	0	0	0	0	0	0
23	Gober, Blake	14	1	3	4	18	.056	+4	5-10	5	0	0	0	0	0	0	0	0	0	0	0
19	Hamilton, Derian	15	0	3	3	23	.000	+9	1-2	1	0	0	0	0	0	0	0	0	0	0	0
31	Jones, Peyton	34	0	2	2	0	.000	0	1-2	1	0	0	0	0	0	0	0	0	0	0	0
15	Kohler, Sean	2	0	1	1	3	.000	+1	1-2	1	0	0	0	0	0	0	0	0	0	0	0
18	Murray, Brett	12	0	1	1	16	.000	-1	2-4	2	0	0	0	0	0	0	0	0	0	0	0
6	Gobetz, James	19	0	0	0	12	.000	+5	4-8	4	0	0	0	0	0	0	0	0	0	0	0
27	Mendelson, Matt	1	0	0	0	2	.000	0	0-0	0	0	0	0	0	0	0	0	0	0	0	0
TM	TEAM	17	0	0	0	0	.000	0	6-12	6	0	0	0	0	0	0	0	0	0	0	0
	Total	37	147	248	395	1659	.089	+165	161-363	154	3	4	34	7	26	24	0	3	1	1	4
	Opponents	37	99	156	255	1021	.097	-	197-476	183	6	8	23	4	11	11	2	1	2	0	7

##	Goalle	gp-gs	Goal average		Saves		Record				Goals allowed					
			minutes	ga	avg	saves	pct	w	l	t	sho	pp	sh	en	pen	soq
33	Funkey, Chris	4-3	234:21	7	1.79	82	.921	2	2	0	1	1	0	0	0	0
31	Jones, Peyton	34-34	2052:21	86	2.51	840	.907	22	9	2	2	22	4	0	0	0
TM	EMPTY NET	17-0	8:21	6	-	0	.000	0	0	0	0	0	0	6	0	0
	Total	37-0	2295:03	99	2.59	922	.903	24	11	2	3	23	4	6	0	0
	Opponents	37-0	2295:03	147	3.84	1512	.911	11	24	2	2	34	7	6	1	0





2016-17 GOALS-ASSISTS-POINTS

The Automated ScoreBook
Penn State Game-by-Game Goals-Assists-Points (as of Mar 21, 2017)
All games

GAME
38

Opponent	Date	Score	4	5	6	7	8	9	10	11	12	13	14
			MYLLARI,KRI	KERR,KEVIN	GOBETZ,JAM	ROBINSON,J	BERGER,CHA	GOODWIN,DA	BIRO,BRAND	HAMILTON,T	RICHARD,DY	PAVLYCHEV,	SUCESE,NAT
SLU	10/06/20	4-2 W	0-0-0	0-0-0	DNP	0-0-0	0-1-1	0-1-1	0-1-1	0-1-1	1-0-1	0-0-0	DNP
SLU	10/07/20	3-6 L	0-0-0	0-0-0	DNP	0-0-0	0-1-1	0-0-0	0-1-1	0-1-1	0-0-0	0-0-0	1-0-1
at MER-M	10/14/20	7-0 W	0-0-0	0-2-2	0-0-0	DNP	1-2-3	0-2-2	0-0-0	1-1-2	0-1-1	1-1-2	2-0-2
at ND	10/21/20	3-3 t	0-0-0	0-1-1	0-0-0	0-0-0	0-1-1	0-0-0	0-0-0	0-1-1	2-0-2	1-0-1	0-0-0
at ND	10/22/20	3-2 W	0-0-0	0-0-0	0-0-0	1-0-1	0-0-0	0-0-0	0-0-0	0-1-1	0-0-0	0-0-0	1-0-1
CAN	10/28/20	4-1 W	0-0-0	0-1-1	0-0-0	0-0-0	1-0-1	0-2-2	1-0-1	0-1-1	0-0-0	0-0-0	0-1-1
CAN	10/29/20	4-2 W	0-0-0	1-0-1	DNP	0-0-0	1-0-1	0-2-2	0-0-0	0-1-1	0-1-1	0-1-1	0-0-0
NIA	11/03/20	5-1 W	0-0-0	0-0-0	DNP	DNP	0-0-0	0-1-1	0-0-0	0-1-1	1-1-2	0-0-0	0-0-0
NIA	11/04/20	5-1 W	0-0-0	0-0-0	DNP	0-0-0	0-0-0	1-0-1	0-1-1	0-0-0	0-1-1	0-0-0	0-1-1
UAA	11/11/20	6-3 W	2-1-3	0-0-0	DNP	DNP	2-0-2	0-2-2	0-0-0	0-1-1	0-1-1	0-0-0	0-1-1
UAA	11/12/20	3-1 W	DNP	0-1-1	0-0-0	DNP	0-0-0	0-0-0	1-0-1	0-0-0	0-0-0	0-1-1	2-1-3
ASU	11/18/20	7-4 W	0-0-0	0-1-1	DNP	DNP	0-0-0	0-0-0	0-0-0	0-0-0	0-2-2	0-1-1	1-0-1
ASU	11/19/20	8-0 W	0-0-0	1-0-1	0-0-0	0-0-0	1-1-2	0-2-2	0-0-0	0-3-3	1-0-1	1-1-2	1-2-3
MICH	12/01/20	6-1 W	0-0-0	0-0-0	DNP	DNP	0-1-1	0-1-1	0-0-0	1-0-1	0-2-2	0-0-0	0-0-0
MICH	12/02/20	5-1 W	0-1-1	0-1-1	DNP	1-0-1	0-0-0	0-1-1	0-1-1	1-0-1	0-1-1	0-0-0	0-0-0
at OSU	1/6/2017	0-3 L	0-0-0	0-0-0	DNP	0-0-0	0-0-0	0-0-0	0-0-0	0-0-0	0-0-0	0-0-0	0-0-0
at OSU	1/7/2017	4-2 W	0-0-0	0-0-0	DNP	0-0-0	1-0-1	0-1-1	1-1-2	0-1-1	0-0-0	0-1-1	0-0-0
MSU	1/13/201	5-2 W	0-0-0	0-0-0	DNP	0-1-1	1-1-2	1-1-2	0-0-0	0-1-1	0-0-0	DNP	0-0-0
MSU	1/14/201	5-3 W	0-0-0	0-1-1	DNP	0-0-0	2-0-2	0-1-1	0-0-0	0-2-2	1-0-1	0-0-0	0-0-0
OSU	1/20/201	3-3 t	0-1-1	0-0-0	DNP	1-0-1	0-1-1	0-0-0	0-0-0	0-0-0	DNP	0-0-0	0-2-2
OSU	1/21/201	3-6 L	1-0-1	0-0-0	DNP	0-0-0	0-2-2	0-1-1	0-1-1	0-0-0	0-1-1	0-0-0	0-0-0
vs PRINM	Jan 28	4-5 L	1-0-1	0-2-2	DNP	0-0-0	0-2-2	1-0-1	0-1-1	0-1-1	0-0-0	0-0-0	0-0-0
at MINN	Feb 03	1-5 L	0-0-0	0-0-0	DNP	DNP	0-0-0	0-1-1	0-0-0	1-0-1	0-0-0	0-0-0	0-0-0
at MINN	Feb 04	2-5 L	0-0-0	0-0-0	0-0-0	DNP	0-2-2	1-0-1	0-0-0	0-0-0	DNP	0-0-0	0-0-0
at UW	Feb 10	6-3 W	0-1-1	0-1-1	DNP	DNP	0-1-1	2-1-3	1-1-2	1-0-1	DNP	0-1-1	0-2-2
at UW	Feb 11	5-2 W	0-0-0	DNP	0-0-0	DNP	0-0-0	0-1-1	0-0-0	1-0-1	DNP	0-0-0	2-1-3
MINN	2/17/201	3-6 L	1-0-1	DNP	0-0-0	0-0-0	0-0-0	1-1-1	0-0-0	0-0-0	0-1-1	DNP	1-0-1
MINN	2/18/201	3-4 L	0-0-0	DNP	0-0-0	0-0-0	0-0-0	1-0-1	0-0-0	0-0-0	0-0-0	0-0-0	0-1-1
at MSU	Feb 24	4-2 W	0-1-1	DNP	0-0-0	0-0-0	1-0-1	1-0-1	0-0-0	0-0-0	1-0-1	DNP	0-1-1
at MSU	Feb 25	4-1 W	0-1-1	DNP	0-0-0	DNP	0-1-1	0-1-1	0-1-1	0-1-1	0-0-0	0-0-0	2-0-2
UW	03/3/201	4-7 L	0-0-0	DNP	0-0-0	DNP	0-1-1	0-0-0	0-0-0	0-1-1	1-0-1	0-0-0	1-0-1
UW	03/04/20	6-0 W	1-0-1	DNP	0-0-0	DNP	0-1-1	2-2-4	0-1-1	0-0-0	0-0-0	0-0-0	0-2-2
at MICH	Mar 10	2-3 L	1-0-1	DNP	0-0-0	0-0-0	0-1-1	0-0-0	0-1-1	0-0-0	0-0-0	0-0-0	0-1-1
at MICH	Mar 11	0-4 L	0-0-0	DNP	0-0-0	0-0-0	0-0-0	0-0-0	0-0-0	0-0-0	0-0-0	0-0-0	0-0-0
vs MICH	Mar 16	4-1 W	0-0-0	DNP	0-0-0	0-0-0	0-0-0	1-0-1	0-1-1	0-0-0	0-0-0	0-0-0	1-1-2
vs MINN	Mar 17	4-3 W	0-0-0	DNP	0-0-0	0-0-0	0-1-1	0-0-0	0-0-0	0-1-1	1-0-1	1-0-1	0-0-0
vs UW	Mar 18	2-1 W	0-1-1	DNP	0-0-0	0-0-0	0-0-0	0-0-0	0-2-2	0-0-0	0-0-0	0-0-0	0-0-0

Opponent	Date	Score	15	16	17	18	19	20	21	22	23	24	25
			KOHLER,SEA	STURTZ,AND	SAAR,ZACH	MURRAY,BRE	HAMILTON,D	AUTIO,ERIK	DEROSA,RIC	THOMPSON,D	GOBER,BLAK	PEDRIE,VINC	SMIRNOV,DE
SLU	10/06/20	4-2 W	DNP	1-0-1	DNP	DNP	DNP	0-1-1	0-0-0	1-0-1	1-0-1	0-0-0	0-1-1
SLU	10/07/20	3-6 L	DNP	1-1-2	DNP	DNP	DNP	0-0-0	0-0-0	0-0-0	DNP	DNP	1-0-1
at MER-M	10/14/20	7-0 W	DNP	1-0-1	DNP	DNP	DNP	0-1-1	0-0-0	DNP	0-0-0	0-1-1	1-0-1
at ND	10/21/20	3-3 t	0-0-0	0-0-0	DNP	DNP	DNP	0-0-0	0-0-0	DNP	DNP	0-1-1	0-2-2
at ND	10/22/20	3-2 W	DNP	1-0-1	DNP	DNP	DNP	0-0-0	0-1-1	DNP	DNP	0-0-0	0-1-1
CAN	10/28/20	4-1 W	DNP	0-0-0	DNP	DNP	DNP	0-1-1	0-0-0	DNP	DNP	1-0-1	1-1-2
CAN	10/29/20	4-2 W	DNP	1-0-1	DNP	DNP	DNP	0-0-0	0-0-0	0-0-0	0-0-0	0-0-0	1-0-1
NIA	11/03/20	5-1 W	DNP	1-0-1	1-0-1	DNP	DNP	0-1-1	0-1-1	0-0-0	0-0-0	0-0-0	2-1-3
NIA	11/04/20	5-1 W	DNP	2-0-2	1-0-1	DNP	0-0-0	0-1-1	0-0-0	DNP	DNP	1-1-2	0-3-3
UAA	11/11/20	6-3 W	0-1-1	DNP	0-1-1	DNP	DNP	0-0-0	1-0-1	0-0-0	0-1-1	1-1-2	0-2-2
UAA	11/12/20	3-1 W	DNP	DNP	0-0-0	DNP	0-1-1	0-0-0	0-1-1	DNP	0-0-0	0-0-0	0-0-0
ASU	11/18/20	7-4 W	DNP	2-1-3	0-0-0	DNP	0-1-1	0-1-1	0-0-0	DNP	DNP	0-1-1	3-0-3
ASU	11/19/20	8-0 W	DNP	0-0-0	0-1-1	DNP	DNP	0-0-0	DNP	DNP	0-0-0	1-0-1	1-1-2
MICH	12/01/20	6-1 W	DNP	2-0-2	0-1-1	DNP	0-0-0	1-0-1	1-0-1	DNP	DNP	0-1-1	0-3-3
MICH	12/02/20	5-1 W	DNP	1-0-1	0-1-1	DNP	0-1-1	0-1-1	0-0-0	DNP	DNP	0-2-2	1-1-2
at OSU	1/6/2017	0-3 L	DNP	0-0-0	0-0-0	DNP	0-0-0	0-0-0	0-0-0	DNP	DNP	0-0-0	0-0-0
at OSU	1/7/2017	4-2 W	DNP	0-0-0	0-0-0	DNP	0-0-0	1-0-1	1-0-1	DNP	DNP	0-0-0	0-1-1
MSU	1/13/201	5-2 W	DNP	1-0-1	DNP	0-1-1	0-0-0	0-2-2	0-0-0	DNP	0-1-1	1-1-2	0-0-0
MSU	1/14/201	5-3 W	DNP	0-1-1	0-0-0	DNP	0-0-0	0-0-0	1-0-1	DNP	DNP	0-2-2	1-0-1
OSU	1/20/201	3-3 t	DNP	0-0-0	DNP	DNP	0-0-0	0-0-0	0-0-0	DNP	0-1-1	1-1-2	0-0-0
OSU	1/21/201	3-6 L	DNP	1-0-1	DNP	0-0-0	DNP	0-0-0	0-0-0	1-0-1	DNP	0-0-0	0-0-0
vs PRINM	Jan 28	4-5 L	DNP	2-0-2	DNP	DNP	DNP	0-0-0	0-0-0	0-1-1	DNP	0-0-0	0-0-0
at MINN	Feb 03	1-5 L	DNP	0-1-1	0-0-0	0-0-0	0-0-0	0-0-0	0-0-0	DNP	DNP	0-0-0	0-0-0
at MINN	Feb 04	2-5 L	DNP	0-2-2	0-0-0	0-0-0	DNP	0-0-0	0-0-0	DNP	DNP	0-0-0	0-0-0
at UW	Feb 10	6-3 W	DNP	0-0-0	1-0-1	0-0-0	DNP	0-0-0	0-1-1	0-1-1	0-0-0	0-0-0	1-0-1
at UW	Feb 11	5-2 W	DNP	0-0-0	0-0-0	0-0-0	DNP	0-1-1	0-0-0	0-0-0	0-0-0	0-1-1	2-2-4
MINN	2/17/201	3-6 L	DNP	1-0-1	DNP	0-0-0	0-0-0	0-0-0	0-0-0	DNP	0-0-0	0-0-0	0-3-3
MINN	2/18/201	3-4 L	DNP	0-0-0	DNP	0-0-0	0-0-0	0-0-0	0-1-1	DNP	DNP	0-1-1	2-0-2
at MSU	Feb 24	4-2 W	DNP	0-2-2	DNP	0-0-0	0-0-0	0-0-0	0-0-0	DNP	0-0-0	0-2-2	0-0-0
at MSU	Feb 25	4-1 W	DNP	1-0-1	DNP	0-0-0	0-0-0	0-1-1	0-0-0	DNP	0-0-0	0-2-2	1-0-1
UW	03/3/201	4-7 L	DNP	2-1-3	DNP	0-0-0	DNP	0-1-1	0-1-1	0-0-0	DNP	0-1-1	0-0-0
UW	03/04/20	6-0 W	DNP	0-0-0	1-0-1	0-0-0	DNP	0-1-1	0-0-0	1-1-2	DNP	0-0-0	0-3-3
at MICH	Mar 10	2-3 L	DNP	0-1-1	0-0-0	DNP	DNP	0-0-0	0-0-0	1-0-1	DNP	0-0-0	0-0-0
at MICH	Mar 11	0-4 L	DNP	0-0-0	0-0-0	DNP	DNP	0-0-0	0-0-0	0-0-0	DNP	0-0-0	0-0-0
vs MICH	Mar 16	4-1 W	DNP	0-0-0	DNP	DNP	DNP	0-2-2	0-1-1	0-0-0	DNP	1-0-1	0-1-1
vs MINN	Mar 17	4-3 W	DNP	0-3-3	DNP	DNP	DNP	1-0-1	0-1-1	0-0-0	DNP	0-1-1	0-1-1
vs UW	Mar 18	2-1 W	DNP	0-0-0	DNP	DNP	DNP	0-0-0	0-0-0	0-1-1	DNP	0-0-0	0-0-0

NCAA MIDWEST REGIONAL: No. 3 Penn State vs. No. 2 Union College (NY)



PENN STATE HOCKEY

2016-17 PENN STATE HOCKEY

2016-17 GOALS-ASSISTS-POINTS

The Automated ScoreBook
Penn State Game-by-Game Goals-Assists-Points (as of Mar 21, 2017)
All games

Opponent	Date	Score	26	27	28	31	33
			FOLKES,LIAM	MENDELSON, MENDELSON	MARSH,ALEC	JONES,PEYT	FUNKEY,CHRI
SLU	10/06/20	4-2 W	0-1-1	DNP	0-0-0	0-0-0	DNP
SLU	10/07/20	3-6 L	0-0-0	DNP	0-0-0	0-0-0	0-0-0
at MER-M	10/14/20	7-0 W	0-1-1	DNP	0-0-0	0-0-0	DNP
at ND	10/21/20	3-3 t	0-0-0	DNP	DNP	0-0-0	DNP
at ND	10/22/20	3-2 W	0-0-0	DNP	0-1-1	0-1-1	DNP
CAN	10/28/20	4-1 W	0-0-0	DNP	0-0-0	0-0-0	DNP
CAN	10/29/20	4-2 W	DNP	DNP	0-0-0	0-1-1	DNP
NIA	11/03/20	5-1 W	DNP	DNP	0-0-0	DNP	0-0-0
NIA	11/04/20	5-1 W	DNP	DNP	0-0-0	0-0-0	DNP
UAA	11/11/20	6-3 W	DNP	DNP	0-0-0	0-0-0	DNP
UAA	11/12/20	3-1 W	DNP	0-0-0	0-0-0	0-0-0	DNP
ASU	11/18/20	7-4 W	0-1-1	DNP	1-0-1	0-0-0	DNP
ASU	11/19/20	8-0 W	1-2-3	DNP	DNP	DNP	0-0-0
MICH	12/01/20	6-1 W	1-0-1	DNP	0-0-0	0-0-0	DNP
MICH	12/02/20	5-1 W	0-0-0	DNP	DNP	0-0-0	DNP
at OSU	1/6/2017	0-3 L	0-0-0	DNP	DNP	0-0-0	DNP
at OSU	1/7/2017	4-2 W	0-0-0	DNP	DNP	0-0-0	DNP
MSU	1/13/201	5-2 W	1-0-1	DNP	DNP	0-0-0	DNP
MSU	1/14/201	5-3 W	0-0-0	DNP	DNP	0-0-0	DNP
OSU	1/20/201	3-3 t	0-0-0	DNP	1-0-1	0-0-0	DNP
OSU	1/21/201	3-6 L	0-0-0	DNP	DNP	0-0-0	DNP
vs PRINM	Jan 28	4-5 L	0-0-0	DNP	0-0-0	0-0-0	DNP
at MINN	Feb 03	1-5 L	0-0-0	DNP	DNP	DNP	0-0-0
at MINN	Feb 04	2-5 L	0-0-0	DNP	1-0-1	0-0-0	DNP
at UW	Feb 10	6-3 W	DNP	DNP	0-0-0	0-0-0	DNP
at UW	Feb 11	5-2 W	0-0-0	DNP	DNP	0-0-0	DNP
MINN	2/17/201	3-6 L	0-1-1	DNP	DNP	0-0-0	DNP
MINN	2/18/201	3-4 L	DNP	DNP	0-0-0	0-0-0	DNP
at MSU	Feb 24	4-2 W	DNP	DNP	1-1-2	0-0-0	DNP
at MSU	Feb 25	4-1 W	DNP	DNP	0-0-0	0-0-0	DNP
UW	03/3/201	4-7 L	0-0-0	DNP	0-1-1	0-0-0	DNP
UW	03/04/20	6-0 W	DNP	DNP	1-0-1	0-0-0	DNP
at MICH	Mar 10	2-3 L	DNP	DNP	0-0-0	0-0-0	DNP
at MICH	Mar 11	0-4 L	DNP	DNP	0-0-0	0-0-0	DNP
vs MICH	Mar 16	4-1 W	1-0-1	DNP	0-1-1	0-0-0	DNP
vs MINN	Mar 17	4-3 W	0-0-0	DNP	1-0-1	0-0-0	DNP
vs UW	Mar 18	2-1 W	2-0-2	DNP	0-0-0	0-0-0	DNP

PennStateMensHockey

@PennStateMHKY





2016-17 GAME-BY-GAME TEAM COMPARISON

GAME

38

The Automated ScoreBook
 Penn State Team Game-by-Game (as of Mar 21, 2017)
 All games

Date	Opponent	Score	G	A	Pts	Sh	Sh%	+/-	Pen-Min	PP	SH	EN	GW	GT	Hat	UA	Blk
10/06/2016	ST. LAWRENCE	4-2	4	7	11	39	.103	+9	4-8	0	1	1	1	0	0	0	-
10/07/2016	ST. LAWRENCE	3-6	3	5	8	46	.065	-27	3-6	2	0	0	0	0	0	0	-
10/14/2016	at Mercyhurst	7-0	7	12	19	43	.163	+18	10-20	3	1	0	1	0	0	0	-
10/21/2016	at Notre Dame	3-3	3	6	9	32	.094	-5	11-22	1	0	0	0	0	0	0	-
10/22/2016	at Notre Dame	3-2	3	5	8	33	.091	+15	6-12	0	0	0	1	0	0	0	-
10/28/2016	CANISIUS	4-1	4	7	11	65	.062	+5	3-9	2	0	1	1	0	0	0	-
10/29/2016	CANISIUS	4-2	4	6	10	47	.085	+4	3-6	1	1	0	1	0	0	0	-
11/03/2016	NIAGARA	5-1	5	8	13	56	.089	+20	6-12	0	0	0	1	0	0	0	-
11/04/2016	NIAGARA	5-1	5	8	13	51	.098	+15	6-23	2	0	0	1	0	0	0	-
11/11/2016	ALASKA-ANCHORAGE	6-3	6	12	18	45	.133	+15	10-28	2	0	0	1	0	0	0	-
11/12/2016	ALASKA-ANCHORAGE	3-1	3	5	8	56	.054	+5	5-10	1	0	1	1	0	0	0	-
11/18/2016	ARIZONA STATE	7-4	7	9	16	54	.130	+10	2-4	1	0	0	1	0	1	0	-
11/19/2016	ARIZONA STATE	8-0	8	13	21	51	.157	+34	4-8	1	1	0	1	0	0	0	-
12/01/2016	MICHIGAN	6-1	6	9	15	48	.125	+15	3-6	2	0	0	1	0	0	1	-
12/02/2016	MICHIGAN	5-1	5	10	15	58	.086	+10	5-10	2	0	0	1	0	0	0	-
1/6/2017	at Ohio State	0-3	0	0	0	46	.000	-16	1-2	0	0	0	0	0	0	0	-
1/7/2017	at Ohio State	4-2	4	5	9	43	.093	+14	7-14	1	1	1	1	0	0	1	-
1/13/2017	MICHIGAN STATE	5-2	5	9	14	46	.109	+20	3-6	0	0	0	1	0	0	0	-
1/14/2017	MICHIGAN STATE	5-3	5	7	12	51	.098	+4	5-10	2	0	0	1	0	0	0	-
1/20/2017	OHIO STATE	3-3	3	6	9	59	.051	+6	4-8	0	0	0	0	0	0	0	-
1/21/2017	OHIO STATE	3-6	3	5	8	44	.068	-10	2-4	0	0	0	0	0	0	0	-
Jan 28, 2017	vs Princeton	4-5	4	7	11	47	.085	0	4-8	1	0	0	0	0	0	0	-
Feb 03, 2017	at Minnesota	1-5	1	2	3	29	.034	-15	2-4	0	0	0	0	0	0	0	-
Feb 04, 2017	at Minnesota	2-5	2	4	6	40	.050	-10	3-14	0	0	0	0	0	0	0	-
Feb 10, 2017	at Wisconsin	6-3	6	10	16	31	.194	+19	6-12	1	1	1	1	0	0	0	-
Feb 11, 2017	at Wisconsin	5-2	5	6	11	44	.114	+20	5-10	0	0	0	1	0	0	2	-
2/17/2017	MINNESOTA	3-6	3	6	9	43	.070	-16	3-6	1	0	0	0	0	0	0	-
2/18/2017	MINNESOTA	3-4	3	3	6	45	.067	-10	3-6	0	0	0	0	0	0	0	-
Feb 24, 2017	at Michigan State	4-2	4	7	11	39	.103	+4	4-8	1	1	1	1	0	0	0	-
Feb 25, 2017	at Michigan State	4-1	4	8	12	35	.114	+9	8-16	1	0	0	1	0	0	0	-
03/3/2017	WISCONSIN	4-7	4	7	11	38	.105	-21	3-17	1	0	0	0	0	0	0	-
03/04/2017	WISCONSIN	6-0	6	11	17	40	.150	+20	1-2	2	0	0	1	0	0	0	-
Mar 10, 2017	at Michigan	2-3	2	4	6	37	.054	-5	2-4	0	0	0	0	0	0	0	-
Mar 11, 2017	at Michigan	0-4	0	0	0	46	.000	-16	6-12	0	0	0	0	0	0	0	-
Mar 16, 2017	vs Michigan	4-1	4	7	11	34	.118	+15	3-6	1	0	0	1	0	0	0	-
Mar 17, 2017	vs Minnesota	4-3	4	8	12	63	.063	0	2-4	2	0	0	1	0	0	0	-
Mar 18, 2017	vs Wisconsin	2-1	2	4	6	35	.057	+10	3-6	0	0	0	1	0	0	0	-
		147-99	147	248	395	1659	.089	+165	161-363	34	7	6	24	0	1	4	-
Opponent			99	156	255	1021	.097	-184	197-476	23	4	6	11	2	2	7	-

NCAA MIDWEST REGIONAL: No. 3 Penn State vs. No. 2 Union College (NY)

PENN STATE HOCKEY

2016-17 PENN STATE HOCKEY

2016-17 BOX SCORES

PENN STATE 4 vs **ST. LAWRENCE 2** **PENN STATE 3** vs **ST. LAWRENCE 6**

Hockey Game Box Score (Final) #16 St. Lawrence vs Penn State (10/06/2016 at University Park, Pa.)

St. Lawrence (0-1-0) vs Penn State (1-0-0)
Date: 10/06/2016 • Location: University Park, Pa. • Arena: Pegula Ice Arena
Attendance: 5850 • Start time: 7:07 PM • End time: 9:15 PM • Total time: 2:08

Prd	Time	Team	Scored by	Assists	Vs. on ice	Home on ice	Goals by Period
1st	07:51	SLU	EV Drew Smolczynski/1	Jacobs Pritchard/1	23,10,18,17	9,12,2,2,4,10	1-0-0-0
2nd	10:01	PSU	EV Richard, Dylan/1	Smolnov, Denis/1	21,0,17,18,21	12,11,9,25,5	0-1-0-0
3rd	13:21	PSU	EV Thompson, David/1	Folkes, Liam/1	2,3,10,21,26	22,8,10,12	0-1-0-0
4th	2nd 16:07	PSU	SH Sturtz, Andrew/1	Biro, Brandon/1	7,11,18,20,22	16,8,20,11	0-0-1-0
5th	3rd 02:50	SLU	EV Michael Laidley/1	Autio, Erik/1	25,18,26,20,2	36,21,24,10,20	0-1-0-0
6th	3rd 19:47	PSU	EN Gober, Blake/1	Nolan Gluchowski/1	21,8,21,25,26,15	21,15,10,26	0-0-1-0

Hockey Game Box Score (Final) #16 St. Lawrence vs Penn State (10/07/2016 at University Park, Pa.)

St. Lawrence (1-1-0) vs Penn State (1-1-0)
Date: 10/07/2016 • Location: University Park, Pa. • Arena: Pegula Ice Arena
Attendance: 5987 • Start time: 7:00 PM • End time: 9:17 PM • Total time: 2:17

Prd	Time	Team	Scored by	Assists	Vs. on ice	Home on ice	Goals by Period
1st	02:11	SLU	EV Eric Sweetman/1	Ryan Lough/1	2,21,10,9,13	38,10,21,1	1-0-0-0
2nd	10:42	SLU	EV Joe Sullivan/1	Michael Laidley/1	20,25,12,28	5,11,13,21,7	0-1-0-0
3rd	18:05	SLU	EV Ryan Garvey/1	Eric Sweetman/1	2,21,9,13,3	9,5,26,20,2	0-0-1-0
4th	2nd 03:30	SLU	EV Jacob Pritchard/1	Ben Masella/1	11,3,9,18,17	4,7,8,21,22	0-0-1-0
5th	2nd 05:36	PSU	PP Pedrie, Vince/1	Sturtz, Andrew/1	3,25,7,26,22	26,18,25,29	0-0-1-0
6th	2nd 19:22	PSU	EV Sturtz, Andrew/2	Berger, Chase/2	20,32,15,15	16,8,28,22,4	0-0-2-0
7th	3rd 18:05	SLU	EN Mike Marmell/1	Garvin Bayreuther/1	20,25,13,28	20,21,15,16	0-0-1-0
8th	3rd 18:35	PSU	PP Susco, Nate/1	Biro, Brandon/2	26,2,14,21	11,0,26,11	0-0-1-0
9th	3rd 19:05	SLU	EN Mike Marmell/2	Hamilton, Trevor/2	20,1,20,25	20,18,21,28	0-0-1-0

TEAM SUMMARY

#	St. Lawrence	G	A	P	Sh	+/-	#	Penn State	G	A	P	Sh	+/-
2	Eric Sweetman	0	1	2	2	2	4	Myllari, Kris	0	0	0	0	0
3	Ben Masella	1	0	3	4	-1	5	Kerr, Kevin	1	0	1	2	2
7	Garvin Bayreuther	1	5	0	6	0	7	Robinson, James	1	0	2	0	0
8	Will Harrison	0	1	2	0	0	8	Berger, Chase	0	1	0	1	-1
9	Ryan Garvey	0	1	2	0	0	9	Goodwin, David	1	2	3	0	-1
10	Ryan Lough	0	0	0	-1	0	10	Biro, Brandon	1	0	1	0	0
11	Carson Gocwicz	0	0	0	0	0	11	Hamilton, Trevor	2	1	0	3	-3
13	Woody Hudson	0	0	0	0	0	12	Richard, Dylan	2	1	4	1	1
14	Alexander Dahl	0	0	1	0	0	13	Pavlychev, Nikita	2	0	2	4	0
15	Matt Furrall	0	0	1	1	-1	14	Sturtz, Andrew	1	2	3	-1	-1
16	Michael Esterer	0	3	0	0	0	15	Autio, Erik	0	1	0	1	0
17	Drew Smolczynski	1	0	1	-1	0	21	DeRosa, Ricky	1	0	1	0	0
18	Jacob Pritchard	2	1	0	3	2	22	Thompson, David	1	0	1	0	0
20	Joe Sullivan	1	2	0	3	0	23	Gober, Blake	0	1	1	2	0
22	Nolan Gluchowski	0	0	0	-2	0	24	Pedrie, Vince	2	1	5	-1	-1
23	Ben Frikeshank	0	0	0	0	0	25	Smolnov, Denis	1	0	1	1	1
25	Michael Laidley	0	0	1	0	0	26	Folkes, Liam	1	1	3	-1	-1
26	Mike Marmell	1	0	1	-1	0	28	Marsh, Alec	0	2	0	2	0
30	Daniel Mannello	0	0	0	0	0	31	Furkey, Chris	0	0	0	0	0
31	Arthur Bray	0	0	0	0	0	Totals	16	14	9	39	-9	
Totals	7	14	9	30	-11								

TEAM SUMMARY

#	St. Lawrence	G	A	P	Sh	+/-	#	Penn State	G	A	P	Sh	+/-
2	Eric Sweetman	3	0	3	4	4	4	Myllari, Kris	0	1	2	-1	-1
3	Ben Masella	0	1	0	1	-1	5	Kerr, Kevin	1	0	1	2	2
7	Garvin Bayreuther	1	0	1	2	0	7	Robinson, James	0	1	0	1	-1
8	Will Harrison	0	1	0	0	0	8	Berger, Chase	1	2	3	0	-2
9	Ryan Garvey	1	0	1	2	0	9	Goodwin, David	0	1	1	0	-1
10	Ryan Lough	0	0	0	-1	0	10	Biro, Brandon	0	0	0	0	0
11	Carson Gocwicz	0	0	0	0	0	11	Hamilton, Trevor	0	0	0	0	0
13	Woody Hudson	1	0	0	1	2	12	Richard, Dylan	0	0	1	0	-1
14	Alexander Dahl	2	0	4	0	0	13	Pavlychev, Nikita	0	1	1	-1	-1
15	Matt Furrall	0	0	1	0	-1	14	Sturtz, Andrew	0	1	2	-1	-1
16	Michael Esterer	0	0	0	0	0	15	Autio, Erik	0	2	2	-2	-2
17	Drew Smolczynski	0	0	0	0	0	21	DeRosa, Ricky	0	1	0	1	0
18	Jacob Pritchard	2	0	0	3	1	22	Thompson, David	1	0	1	0	-1
20	Joe Sullivan	2	0	2	2	2	24	Pedrie, Vince	0	3	4	-1	-1
22	Nolan Gluchowski	0	0	0	0	0	25	Smolnov, Denis	3	0	4	-1	-1
23	Ben Frikeshank	0	0	0	0	0	26	Folkes, Liam	1	1	3	-1	-1
25	Michael Laidley	0	0	0	0	0	28	Marsh, Alec	0	2	0	2	-2
26	Mike Marmell	1	0	0	0	0	Totals	15	16	15	46	-27	
30	Daniel Mannello	0	0	0	0	0	Totals	14	5	7	26	-2	
31	Arthur Bray	0	0	0	0	0							

GOALTEENDERS

#	St. Lawrence	Dec	Min	GA	1	2	3	Saves	#	Penn State	Dec	Min	GA	1	2	3	Saves
27	Kyle Hayton	L	59:00	3	14	13	8	35	31	James, Peyton	W	59:42	2	6	14	8	28
	EMPTY NET		0:58	1	0	0	0	0		EMPTY NET		0:18	0	0	0	0	0

GOALTEENDERS

#	St. Lawrence	Dec	Min	GA	1	2	3	Saves	#	Penn State	Dec	Min	GA	1	2	3	Saves
27	Kyle Hayton	W	60:00	3	15	14	14	43	31	James, Peyton	L	4:50	3	5	0	0	5
	EMPTY NET								37	Furkey, Chris	L	54:31	1	6	4	0	15
										EMPTY NET		0:39	2	0	0	0	

PENALTY SUMMARY

Prd	Player	Team	Min/Offense	Time	Prd	Player	Team	Min/Offense	Time
1st	Thompson, David	PSU	2.Holding	02:07 PP	1st	Marsh, Alec	PSU	2.Unsportsmanlike Co	20:00
1st	Joe Sullivan	SLU	2.Misconduct	07:51 PP	1st	Matt Furrall	PSU	2.High Sticking	04:41 PP
1st	Ben Masella	SLU	2.Kneeing	11:19 PP	2nd	Pedrie, Vince	PSU	2.Tripping	14:36 PP
1st	Nolan Gluchowski	SLU	2.Cross-Checking	15:34 PP	2nd	Pedrie, Vince	PSU	2.Roughing	17:08 PP
1st	Nolan Gluchowski	SLU	2.Cross-Checking	15:34 PP	2nd	Joe Sullivan	SLU	2.Holding	14:58 PP

PENALTY SUMMARY

Prd	Player	Team	Min/Offense	Time	Prd	Player	Team	Min/Offense	Time
1st	Thompson, David	PSU	2.Holding	02:07 PP	3rd	Joe Sullivan	SLU	2.Breaking	04:31 PP
1st	Ben Masella	SLU	2.Kneeing	11:19 PP	3rd	Goodwin, David	PSU	2.Breaking	08:59 PP
1st	Nolan Gluchowski	SLU	2.Cross-Checking	15:34 PP	3rd	Joe Sullivan	SLU	2.Tripping	09:17 PP
1st	Nolan Gluchowski	SLU	2.Cross-Checking	15:34 PP	3rd	Carson Gocwicz	SLU	2.Elbowing	18:18 PP

Win-Jones, Peyton (1-0-0). Loss-Kyle Hayton (0-1-0).
Referee's signature

Win-Kyle Hayton (1-1-0). Loss-Furkey, Chris (0-1-0).
Referee's signature

PENN STATE 7 vs MERCYHURST 0 PENN STATE 3 vs #3 Notre Dame 1

Hockey Game Box Score (Final) Penn State vs Mercyhurst (10/14/2016 at Erie, Pa.)

Penn State (2-1) vs Mercyhurst (0-1)
Date: 10/14/2016 • Location: Erie, Pa. • Arena: Erie Insurance
Attendance: 1892 • Start time: 7:06 pm • End time: 9:36 pm • Total time: 2:30

Prd	Time	Team	Scored by	Assists	Vs. on ice	Home on ice	Goals by Period
1st	02:54	PSU	SH Pavlychev, Nikita/1	Hamilton, Trevor	13,1,17,20,21	8,4,9,7,7	1-0-0-0
2nd	12:57	PSU	PP Berger, Chase/2	Goodwin, David	8,9,5,11,13	23,29,18	0-1-0-0
3rd	01:09	PSU	EV Susco, Nate/1	Kerr, Kevin	14,35,11,26	5,23,26,11	0-0-1-0
4th	2nd 13:21	PSU	EV Susco, Nate/3	Goodwin, David	14,9,20,24	11,26,21,25	0-0-1-0
5th	3rd 13:55	PSU	PP Smolnov, Denis/1	Richard, Dylan	25,24,14,20	18,14,22,10	0-0-1-0
6th	3rd 15:26	PSU	PP Hamilton, Trevor/1	Pavlychev, Nikita	11,13,9,8,5	24,29,25,7	0-0-1-0
7th	3rd 18:24	PSU	EV Sturtz, Andrew/3	Berger, Chase	16,8,20,24,28	10,8,3,25,13	0-0-1-0

Hockey Game Box Score (Final) Penn State vs #3 Notre Dame (10/21/2016 at Notre Dame, Ind.)

Penn State (2-1-1, 0-0-0 BTG) vs Notre Dame (3-1-1, 0-0-0 HEA)
Date: 10/21/2016 • Location: Notre Dame, Ind. • Arena: Compton Family Arena
Attendance: 3411 • Start time: 7:35 PM • End time: 10:02 PM • Total time: 2:27

Prd	Time	Team	Scored by	Assists	Vs. on ice	Home on ice	Goals by Period
1st	02:54	PSU	EV Pavlychev, Nikita/2	Berger, Chase/1	13,8,13,9,9,5	4,6,10,2,4	1-0-0-0
2nd	15:14	ND	SH Jake Evans/1	Hamilton, Trevor/1	5,8,9,11,13	18,9,22,24	0-1-0-0
3rd	2nd 10:35	PSU	EV Richard, Dylan/2	Smolnov, Denis/3	12,25,5,6,9	9,10,32,22,5	0-0-1-0
4th	2nd 18:08	PSU	EV Richard, Dylan/3	Kerr, Kevin/3	12,24,20,16	3,4,10,15	0-0-1-0
5th	3rd 18:47	ND	EV Andrew Ogilvie/1	Smolnov, Denis/4	6,10,14,24,4	13,18,26,27	0-0-1-0
6th	3rd 12:28	ND	EV Jordan Gross/3	Jake Evans/4	5,0,11,14,20	3,18,26,26,27	0-0-1-0

TEAM SUMMARY

#	Penn State	G	A	P	Sh	+/-	#	Mercyhurst	G	A	P	Sh	+/-
4	Myllari, Kris	0	0	0	0	0	3	Jack Riley	0	0	2	2	-2
5	Kerr, Kevin	0	2	0	1	0	4	Luc Lanoster	0	0	0	0	0
6	Gobetz, James	0	0	0	0	0	5	Zach Todd	0				



2016-17 BOX SCORES



GAME
38

Hockey Game Box Score (Final)
Penn State vs #3 Notre Dame (10/22/2016 at Notre Dame, Ind.)

Penn State (3-1-1, 0-0-0 B1G) vs. Notre Dame (3-2-1, 0-0-0 HEA)
Date: 10/22/2016 • Location: Notre Dame, Ind. • Arena: Compton Ice Arena
Attendance: 3518 • Start time: 7:10 PM • End time: 9:30 PM • Total time: 2:20

Prd	Time	Team	Scored by	Assists	Vis. on ice	Home on ice	Goals by Period
1st	2nd	3rd					Team 1 2 3 TOT
1	04:34	PSU	EV Robinson, James/1	DeRosa, Ricky/1	7,21,28,4,6	2,8,9,2,2,6	PSU 1 0 1 3
2	11:06	ND	PP Joe Wegwerth/1	Jordan Gross/5	21,13,20,24	3,15,18,4,21	ND 0 1 1 0 2
3	03:09	PSU	EV Sucece, Nate/4	Andrew Ogilvie/4	14,11,8,5,16	3,4,15,18,25	PSU 1 0 1 0 2
4	11:06	ND	EX Joe Wegwerth/2	Jake Evans/6	20,14,25,12	21,18,15,16,13	ND 0 1 1 0 2
5	01:20	PSU	EV Sturtz, Andrew/4	Smirnov, Denis/5	16,25,12,9,20	3,11,16,25,27	PSU 1 0 1 0 3
TEAM SUMMARY # Penn State G A PI Sh +/- BI # Notre Dame G A PI Sh +/- BI 4 Mullan, Kris 0 0 0 0 +1 1 2 Tony Bertelman 0 0 0 0 +1 4 5 Kerr, Kevin 0 0 0 2 +1 2 3 Jordan Gross 0 1 0 2 -2 0 6 Gobetz, James 0 0 0 2 +1 1 4 Dennis Gilbert 0 0 0 2 -1 0 7 Robinson, James 0 1 0 2 +1 0 5 Tony Della 0 0 0 2 0 3 8 Berger, Chase 0 0 0 4 +1 1 8 Ben Dottle 0 0 0 2 0 -1 3 9 Goodwin, David 0 1 0 2 +1 0 9 Dawson Cook 0 0 0 1 0 0 10 Biro, Brandon 0 0 0 1 0 1 10 Anders Bjork 0 0 0 3 0 0 11 Hamilton, Trevor 0 1 0 +1 2 11 Cal Burke 0 0 0 3 -1 0 12 Richard, Dylan 0 0 0 +1 2 15 Andrew Ogilvie 0 2 0 3 -1 0 13 Pavlychev, Nikita 0 0 0 0 0 0 16 Connor Hurley 0 0 2 1 -1 0 14 Sucece, Nate 1 0 0 2 +1 0 18 Jake Evans 0 0 0 1 0 2 15 Sturtz, Andrew 1 0 0 4 +2 0 19 Mike O'Leary 0 0 0 1 0 0 20 Auto, Erik 0 0 4 2 +1 1 21 Joe Wegwerth 2 0 0 4 0 0 21 DeRosa, Ricky 0 1 0 +1 2 22 Andrew Peake 0 0 0 +1 1 0 24 Pedrie, Vince 0 0 2 5 0 0 23 Dylan Malmquist 0 0 0 1 -2 0 25 Smirnov, Denis 2 0 0 +1 0 26 Cam Morrison 0 0 0 0 -1 1 26 Folkes, Liam 0 0 0 1 0 0 27 Bobby Nardella 0 0 2 4 -1 0 28 Marsh, Alec 0 1 0 +1 2 29 Bo Brauser 0 0 0 1 0 0 31 Jones, Peyton 0 1 0 0 0 0 30 TEAM 0 0 0 2 0 0 33 Funke, Chris 0 0 0 0 0 1 33 Chad Kalauer 0 0 0 0 0 0 Totals 3 5 12 33 +17 Totals 2 10 28 15 14							
GOALTEENDERS # Penn State Dec Min GA 1 2 3 OT Saves # Notre Dame Dec Min GA 1 2 3 OT Saves 31 Jones, Peyton W 61:20 2 7 10 9 0 26 40 Cal Petersen 0:03 0 0 0 0 0 0 EMPTY NET 0:00 0 0 0 0 0 0							
PENALTY SUMMARY Prd Player Team Min/Offense Time Prd Player Team Min/Offense Time 1st Cam Morrison ND 2:00/Offense 10:17 PP 2nd Smirnov, Denis PSU 2:00/Offense 15:55 PP 1st Auto, Erik PSU 2:00/Offense 11:10 PP 2nd Connor Hurley ND 2:00/Offense 08:29 PP 1st Ben Dottle ND 2:00/Offense 14:18 PP 2nd Robinson, James PSU 2:00/Offense 09:59 PP 2nd Auto, Erik PSU 2:00/Offense 10:54 PP 2nd Pedrie, Vince PSU 2:00/Offense 09:59 PP 2nd Gobetz, James PSU 2:00/Offense 10:54 PP 2nd Sturtz, Andrew PSU 2:00/Offense 14:06 PP 2nd Bobby Nardella ND 2:00/Offense 13:27 PP 2nd TEAM ND 2:00/Offense 10:05 PP							

Win-Jones, Peyton (3-0-1). Loss-Cal Petersen (3-2-1).
PSU Timeout at 12:49 of 2nd Period

Referee's signature

Hockey Game Box Score (Final)
Canisius vs #19 Penn State (10/28/2016 at University Park, Pa.)

Canisius (2-4-1) vs. Penn State (4-1-1)
Date: 10/28/2016 • Location: University Park, Pa. • Arena: Pegula Ice Arena
Attendance: 5946 • Start time: 7:07 PM • End time: 9:16 • Total time: 2:09

Prd	Time	Team	Scored by	Assists	Vis. on ice	Home on ice	Goals by Period
1st	2nd	3rd					Team 1 2 3 TOT
1	08:06	PSU	PP Biro, Brandon/1	Sucece, Nate/1	26,52,44,13	10,14,11,26,3	PSU 1 0 1 1 3
2	19:56	PSU	PP Pedrie, Vince/2	Hamilton, Trevor/6	12,44,53,26	24,25,20,16,12	PSU 1 0 1 0 2
3	02:53	PSU	EV Berger, Chase/2	Goodwin, David/4	26,52,24,91	8,9,11,13,5	PSU 1 0 1 0 2
4	18:47	CAN	EV McLAUGHLIN, Dylan/2	Kerr, Kevin/4	13,15,23,53	7,21,5,11,28	CAN 1 0 1 1 2
5	17:52	PSU	EN Smirnov, Denis/2	Goodwin, David/5	26,75,53,17,24	25,12,24,20	PSU 1 0 1 1 2
TEAM SUMMARY # Canisius 1 2 3 Tot +/- BI # Penn State 1 2 3 Tot +/- BI 4 FORTMAN, Geoff 0 0 1 1 +1 2 4 Mullan, Kris 3 1 0 4 0 1 8 EDMONDSON, J 0 0 0 0 -1 2 5 Kerr, Kevin 0 0 2 2 0 1 12 SABATINI, Mike 0 0 0 0 0 1 6 Gobetz, James 1 1 0 2 0 1 13 McLAUGHLIN, D 1 2 1 4 0 1 7 Robinson, James 0 0 2 -1 0 15 BOYD, Cody 0 0 0 0 +1 0 8 Berger, Chase 2 2 0 4 +1 0 23 JERRY, Casey 0 0 1 1 +1 1 9 Goodwin, David 1 0 2 2 +2 0 24 STEE, Matt 0 1 1 -2 1 10 Biro, Brandon 1 0 1 0 0 0 26 SCHMELZER, Ry 1 0 1 0 -2 0 11 Hamilton, Trevor 3 1 5 3 0 3 32 HOOVER, Matt 0 1 0 1 0 0 12 Richard, Dylan 1 0 0 1 +1 0 40 PERERA, Jesse 0 0 0 0 0 1 13 Pedrie, Vince 4 2 2 9 +4 0 44 JACKLE, Alex 0 0 0 0 1 13 Pedrie, Vince 4 2 2 9 +4 0 51 MURRAY, Jeff 1 1 0 2 0 0 14 Sucece, Nate 2 1 1 4 0 2 52 SUPRYKA, Josh 1 0 1 2 -1 0 16 Sturtz, Andrew 3 3 0 6 0 1 53 HEATH, Cameron 0 1 0 1 0 3 20 Auto, Erik 2 0 1 3 +1 0 55 STANDER, Jack 0 1 1 0 2 21 DeRosa, Ricky 2 0 1 3 -1 1 72 HOOVER, Matt 0 1 1 -1 0 24 Pedrie, Vince 3 4 2 9 +4 0 73 CHAMBERLAND, 0 0 1 1 -1 1 25 Smirnov, Denis 2 1 1 4 +1 0 81 SHEERAN, Nolan 1 0 0 1 0 2 26 Folkes, Liam 0 0 2 2 0 0 91 HUTCHISON, Nic 0 0 4 4 -1 0 28 Marsh, Alec 1 1 2 4 -1 0 1 WILLIAMS, Charli dnp 33 Funke, Chris dnp Totals 5 6 11 22 -6 17 Totals 31 23 11 65 +5 10							
GOALTEENDERS # Canisius Dec Min GA 1 2 3 Saves # Penn State Dec Min GA 1 2 3 Saves 29 URBANI, Daniel L 59:35 3 29 22 10 61 31 Jones, Peyton W 60:00 1 5 5 11 21 EMPTY NET 0:25 1 0 0 0 0 0							
PENALTY SUMMARY Prd Player Team Min/Offense Time Prd Player Team Min/Offense Time 1st SCHMELZER, Ryan CAN 2:00/Boarding 03:48 PP 2nd SCHMELZER, Ryan CAN 2:00/Boarding 00:48 PP 1st McLAUGHLIN, Dylan CAN 2:00/Checking 04:48 PP 2nd Hamilton, Trevor PSU 2:00/Boarding 07:47 PP 1st SABATINI, Mike CAN 2:00/Slashing 11:37 PP 3rd JACKLE, Alex CAN 2:00/Roughing 13:28 PP 1st SABATINI, Mike CAN 2:00/Slashing 18:05 PP 3rd Sturtz, Andrew PSU 2:00/Boarding 14:06 PP 1st HOOVER, Matt CAN 2:00/Holding 18:05 PP 3rd Marsh, Alec PSU 2:00/Holding 15:27 PP							

Win-Jones, Peyton (4-0-1). Loss-URBANI, Daniel (0-2-0).

Referee's signature



Hockey Game Box Score (Final)
Canisius vs #19 Penn State (11/03/2016 at University Park, Pa.)

Canisius (2-5-1) vs. Penn State (5-1-1)
Date: 11/03/2016 • Location: University Park, Pa. • Arena: Pegula Ice Arena
Attendance: 6089 • Start time: 7:07p.m. • End time: 9:25p.m. • Total time: 2:18

Prd	Time	Team	Scored by	Assists	Vis. on ice	Home on ice	Goals by Period
1st	2nd	3rd					Team 1 2 3 TOT
1	03:47	CAN	EV PEREIRA, Jesse/1	MURRAY, Jeff/1	40,31,51,91,77	23,5,28,11,17	CAN 1 1 0 2
2	14:09	PSU	EV Kerr, Kevin/1	Pavlychev, Nikita/2	74,77,26,72,9	5,13,11,23,10	CAN 1 1 0 2
3	14:18	PSU	EV Smirnov, Denis/3	Richard, Dylan/2	4,7,74,55,53	25,5,12,11,9	PSU 2 1 1 4
5	09:48	CAN	SH PEREIRA, Jesse/2	Goodwin, David/6	40,13,77,4	12,16,25,20,4	CAN 1 1 0 2
6	08:47	PSU	PP Berger, Chase/3	Goodwin, David/7	77,55,23,26,51	8,9,11,13,5	PSU 1 0 1 4
TEAM SUMMARY # Canisius 1 2 3 Tot +/- BI # Penn State 1 2 3 Tot +/- BI 4 FORTMAN, Geoff 0 0 0 0 0 2 4 Mullan, Kris 0 1 0 1 0 0 9 PARROTTINO, D 0 0 0 0 -1 0 5 Kerr, Kevin 2 1 2 5 +2 1 13 McLAUGHLIN, D 2 0 1 3 0 0 7 Robinson, James 2 1 0 3 -1 1 15 BOYD, Cody 0 1 0 1 0 0 8 Berger, Chase 2 1 3 8 +1 0 23 JERRY, Casey 0 0 0 0 0 0 9 Goodwin, David 1 0 1 2 -1 1 24 STEE, Matt 0 1 0 -1 0 0 10 Biro, Brandon 0 2 3 -1 0 0 26 SCHMELZER, Ry 1 1 0 -2 -1 11 Hamilton, Trevor 0 1 1 2 +2 2 40 PERERA, Jesse 1 1 1 3 +2 1 12 Richard, Dylan 0 1 0 1 0 0 44 JACKLE, Alex 0 2 0 2 0 4 13 Pavlychev, Nikita 1 1 2 +1 0 51 MURRAY, Jeff 0 1 0 1 +1 1 14 Sucece, Nate 1 2 1 4 0 1 52 SUPRYKA, Josh 0 0 0 0 0 0 15 Sturtz, Andrew 1 0 2 3 0 0 53 HEATH, Cameron 1 0 1 2 -2 3 16 Auto, Erik 0 0 1 1 -1 0 55 STANDER, Jack 0 0 0 0 2 21 DeRosa, Ricky 1 0 0 1 -1 0 72 HOOVER, Matt 0 1 0 -1 2 0 22 Thompson, Davi 1 0 0 1 0 0 74 CHAMBERLAND, 1 0 0 1 -2 0 23 Guber, Blake 1 0 0 1 +1 0 77 MAZZA, Jimmy 0 2 1 3 0 3 24 Pedrie, Vince 2 0 4 6 -1 0 81 SHEERAN, Nolan 0 1 0 1 0 0 25 Smirnov, Denis 3 1 0 2 0 1 91 HUTCHISON, Nic 1 0 0 1 0 2 28 Marsh, Alec 0 0 1 1 -1 1 29 URBANI, Daniel dnp 31 Jones, Peyton 0 0 0 0 0 0 33 Funke, Chris dnp 33 Funke, Chris dnp Totals 7 10 4 21 -6 20 Totals 15 16 16 47 +4 9							
GOALTEENDERS # Canisius Dec Min GA 1 2 3 Saves # Penn State Dec Min GA 1 2 3 Saves 1 WILLIAMS, Charles L 59:19 4 13 15 15 43 31 Jones, Peyton W 60:00 2 6 9 4 19 EMPTY NET 0:41 0 0 0 0 0 0							
PENALTY SUMMARY Prd Player Team Min/Offense Time Prd Player Team Min/Offense Time 1st Pavlychev, Nikita CAN 2:00/Tripping 09:06 PP 3rd SUPRYKA, Josh CAN 2:00/Holding The Stick 07:44 PP 2nd BOYD, Cody CAN 2:00/Tripping 15:12 PP 3rd SUPRYKA, Josh CAN 10:00/Game Misconduct 09:48 PP 2nd Goodwin, David PSU 2:00/Tripping 15:12 PP 3rd Goodwin, David PSU 2:00/Roughing 12:25 PP 2nd JACKLE, Alex CAN 2:00/Holding 19:58 PP 3rd SHEERAN, Nolan CAN 2:00/Many Players 15:05 PP							

Win-Jones, Peyton (5-0-1). Loss-WILLIAMS, Charles (2-3-1).

Referee's signature

Hockey Game Box Score (Final)
Niagara vs #14 Penn State (11/03/2016 at University Park, Pa.)

Niagara (0-6-2) vs. Penn State (6-1-1)
Date: 11/03/2016 • Location: University Park, Pa. • Arena: Pegula Ice Arena
Attendance: 5830 • Start time: 7:07 PM • End time: 9:21 • Total time: 2:14

Prd	Time	Team	Scored by	Assists	Vis. on ice	Home on ice	Goals by Period
1st	2nd	3rd					Team 1 2 3 TOT
1	02:35	PSU	EV Saar, Zach/1	DeRosa, Ricky/2	29,15,27,20	21,7,12,11,1	PSU 1 0 0 1
2	05:42	NIA	EV Spriggs, Kris/3	Kerr, Kevin/5	17,20,18,23	16,5,14,13,18	NIA 0 1 0 1
4	20:53	PSU	EV Sturtz, Andrew/6	King, Sean/1	15,27,18,5,2	16,21,14,11,5	PSU 2 2 1 5
5	17:53	PSU	EV Smirnov, Denis/4	Brown, Derek/3	15,27,5,2,18	26,24,20,12	PSU 1 0 0 1
6	14:56	PSU	EV Richard, Dylan/4	Hamilton, Trevor/8	3,4,17,16,12	25,11,12,5,9	PSU 1 0 0 1
TEAM SUMMARY # Niagara 0 0 0 0 0 1 # Penn State 1 2 3 Tot +/- BI 4 Smith, Larry 0 0 0 0 0 0 4 Mullan, Kris 0 1 0 2 0 0 2 Muto, Venny 1 1 0 2 -2 4 5 Kerr, Kevin 0 0 0 2 +1 0 6 Patterson, Kevin 0 0 0 1 -1 3 8 Berger, Chase 1 1 1 5 +1 2 9 Hayes, Tyler 0 0 0 0 0 1 9 Goodwin, David 0 1 1 3 +2 0 11 Ruffolo, Brian 1 0 1 2 0 0 10 Biro, Brandon 0 1 2 0 0 0 12 Farmer, Nick 0 0 0 1 -1 3 11 Hamilton, Trevor 0 1 1 2 +2 2 14 Curran, Johnny 1 0 0 1 0 0 12 Richard, Dylan 1 0 1 2 +3 0 15 Spriggs, Kris 0 1 2 3 -1 0 13 Pavlychev, Nikita 1 4 6 0 1 0 16 Kuhn, Ryan 1 1 0 2 0 0 14 Sucece, Nate 0 0 0 0 0 0 17 Zankov, Stanisl 1 2 4 -2 0 20 Sturtz, Andrew 5 5 0 0 0 0 18 Brown, Derek 0 0 2 -2 -2 17 Saar, Zach 2 1 0 3 +1 0 19 Lommes, Tannor 2 0 1 0 -2 0 20 Auto, Erik 2 0 1 3 +2 0 20 Holmes, Reah 0 0 0 0 -2 0 21 DeRosa, Ricky 1 4 1 6 0 0 21 Sarcona, Ty 1 1 0 2 0 0 22 Thompson, Davi 1 0 2 0 0 0 22 Tomberlin, Tyler 0 0 0 -2 0 23 Guber, Blake 0 0 1 +1 1 23 King, Sean 0 0 1 1 -1 0 24 Pedrie, Vince 0 1 1 2 +1 0 28 Carter, Nicolas 0 0 0 0 0 0 25 Smirnov, Denis 2 2 1 6 +3 0 29 Harper, Keegan 0 1 0 1 -2 1 28 Marsh, Alec 0 1 1 2 0 0 30 Tschobro, Jacks dnp 31 Jones, Peyton dnp 31 O'Brien, Joe dnp 33 Funke, Chris dnp Totals 8 8 9 25 -20 15 Totals 15 28 13 56 +2 0							
GOALTEENDERS # Niagara Dec Min GA 1 2 3 Saves # Penn State Dec Min GA 1 2 3 Saves 1 Therien, Guillaume L 60:00 5 13 26 12 51 33 Funke, Chris W 60:00 1 8 7 9 24 EMPTY NET 0:00 0 0 0 0 0 0							
PENALTY SUMMARY Prd Player Team Min/Offense Time Prd Player Team Min/Offense Time 1st Patterson, Kevin NIA 2:00/Holding 09:26 PP 2nd Lommes, Tannor NIA 2:00/Boarding 20:00 1st Saar, Zach PSU 2:00/Holding 09:26 PP 2nd Saar, Zach PSU 2:00/Checking 20:00 2nd Smirnov, Denis PSU 2:00/Tripping 14:11 PP 2nd Tomberlin, Tyler NIA 2:00/Boarding 20:00 2nd Lommes, Tannor NIA 2:00/Holding 06:58 PP 3rd Sturtz, Andrew PSU 2:00/Boarding 00:30 PP 2nd Goodwin, David PSU 2:00/Tripping 11:55 PP 3rd Curran, Johnny NIA 2:00/Misconduct 06:46 PP 2nd Hayes, Tyler NIA 2:00/Tripping 11:55 PP 3rd Curran, Johnny NIA 10:10-Minute Misconduct 06:46 PP 2nd Saar, Zach PSU 2:00/Holding 20:00							

Win-Funke, Chris (1-1-0). Loss-Therien, Guillaume (0-2-0).

Referee's signature

NCAA MIDWEST REGIONAL: No. 3 Penn State vs. No. 2 Union College (NY)



PENN STATE HOCKEY

2016-17 BOX SCORES

#14 PENN STATE 1

NIAGARA 1

#12 PENN STATE 6

Ak-Anchorage 3

Hockey Game Box Score (Final) Niagara vs #14 Penn State (11/04/2016 at University Park, Pa.)

Niagara (0-7-2) vs. Penn State (7-1-1)
Date: 11/04/2016 • Location: University Park, Pa. • Arena: Pegula Ice Arena
Attendance: 6061 • Start time: 7:07 PM • End time: 9:30 PM • Total time: 2:23

Table with columns: Prd, Time, Team, Scored by, Assists, Vis. on ice, Home on ice, Goals by Period, Prd, N/A, PSU, Total. Includes team summary and penalties.

Hockey Game Box Score (Final) Ak-Anchorage vs #12 Penn State (11/12/2016 at University Park, Pa.)

Ak-Anchorage (1-8-0) vs. Penn State (8-1-1)
Date: 11/12/2016 • Location: University Park, Pa. • Arena: Pegula Ice Arena
Attendance: 5999 • Start time: 7:07 PM • End time: 9:30 PM • Total time: 2:23

Table with columns: Prd, Time, Team, Scored by, Assists, Vis. on ice, Home on ice, Goals by Period, Prd, N/A, PSU, Total. Includes team summary and penalties.

GOALTEENDERS table for #14 Penn State vs Niagara

GOALTEENDERS table for #12 Penn State vs Ak-Anchorage

GOALTEENDERS table for #10 Penn State vs Arizona State

PENALTY SUMMARY table for #14 Penn State vs Niagara

PENALTY SUMMARY table for #12 Penn State vs Ak-Anchorage

PENALTY SUMMARY table for #10 Penn State vs Arizona State

Win-Jones, Peyton (6-0-1). Loss-O'Brien, Joe (0-2-1).

Referee's signature

Referee's signature

#12 PENN STATE 3

Ak-Anchorage 4

#10 PENN STATE 1

Arizona State 4

Hockey Game Box Score (Final) Ak-Anchorage vs #12 Penn State (11/12/2016 at University Park, Pa.)

Ak-Anchorage (1-9-0) vs. Penn State (9-1-1)
Date: 11/12/2016 • Location: University Park, Pa. • Arena: Pegula Ice Arena
Attendance: 6069 • Start time: 7:07 PM • End time: 9:20 PM • Total time: 2:13

Table with columns: Prd, Time, Team, Scored by, Assists, Vis. on ice, Home on ice, Goals by Period, Prd, N/A, PSU, Total. Includes team summary and penalties.

Hockey Game Box Score (Final) Arizona State vs #10 Penn State (11/18/2016 at University Park, Pa.)

Arizona State (2-10-0) vs. Penn State (10-1-1)
Date: 11/18/2016 • Location: University Park, Pa. • Arena: Pegula Ice Arena
Attendance: 5801 • Start time: 7:07 PM • End time: 9:22 PM • Total time: 2:15

Table with columns: Prd, Time, Team, Scored by, Assists, Vis. on ice, Home on ice, Goals by Period, Prd, N/A, PSU, Total. Includes team summary and penalties.

GOALTEENDERS table for #12 Penn State vs Ak-Anchorage

GOALTEENDERS table for #10 Penn State vs Arizona State

GOALTEENDERS table for #10 Penn State vs Arizona State

PENALTY SUMMARY table for #12 Penn State vs Ak-Anchorage

PENALTY SUMMARY table for #10 Penn State vs Arizona State

PENALTY SUMMARY table for #10 Penn State vs Arizona State

Win-Jones, Peyton (8-0-1). Loss-Oliver Mantha (1-7-0).

Referee's signature

Referee's signature

2016-17 PENN STATE HOCKEY

PennStateMensHockey



WELCOME TO HOCKEY VALLEY



PENN STATE HOCKEY

2016-17 PENN STATE HOCKEY

2016-17 BOX SCORES

#2 PENN STATE

#11 Ohio State

#4 PENN STATE

Michigan State

Hockey Game Box Score (Final)
#2 Penn State vs #11 Ohio State (Jan 07, 2017 at Columbus, Ohio)

Penn State (14-2-1, 3-1-0-0) vs. Ohio State (10-4-4, 2-2-0-0)
 Date: Jan 07, 2017 • Location: Columbus, Ohio • Arena: Value City Arena
 Attendance: 4755 • Start time: 6:05 pm • End time: 10:26 pm • Total time: 2:21

Prd	Time	Team	Scored by	Assists	Vs. on ice	Home on ice	Goals by Period				
1st	2nd	3rd					1st	2nd	3rd	Total	
1	2nd 04:16	PSU	EV Biro, Brandon/4	Goodwin, David/15	10,9,11,5,8	8,4,7,17,19,27	PSU	0	1	3	4
2	3rd 03:10	PSU	EV Autio, Erik/2	Hamilton, Trevor/13			OSU	0	0	2	2
3	3rd 07:57	PSU	SH DeRosa, Ricky/3								
4	3rd 09:42	OSU	PP Nick Schikley/14	Mason Jobs/14	8,20,24	7,6,17,12,26					
5	3rd 10:25	OSU	PP Nick Schikley/15	Miguel Fidler/1	5,7,11,21	7,12,26,5,17					
6	3rd 19:59	PSU	EN Berger, Chase/7	Smirnov, Denis/18	8,25,10,13,24	26,4,12,6,27					
Biro, Brandon/4											

TEAM SUMMARY

#	Penn State	G	A	PI	SH	+/-	BI	#	Ohio State	G	A	PI	SH	+/-	BI
4	Myllari, Kris	0	0	0	0	0	1	4	Drew Brevig	0	0	0	1	-1	2
5	Kerr, Kevin	0	0	0	2	0	0	5	Gordi Myer	0	0	0	2	-2	0
7	Robinson, James	0	0	1	0	0	0	7	Robinson, James	0	0	1	1	-1	0
8	Berger, Chase	1	0	0	2	0	0	2	Nick Schikley	2	0	0	5	0	0
9	Goodwin, David	1	0	0	2	0	0	10	John Wittala	0	0	0	0	0	0
10	Biro, Brandon	1	0	0	4	0	0	12	Miguel Fidler	0	1	0	3	0	0
11	Hamilton, Trevor	0	1	2	2	0	0	15	Freddy Gerard	0	0	1	3	0	0
12	Richard, Dylan	0	0	0	0	0	0	17	David Gust	0	2	3	-1	1	0
13	Pavlychev, Nikita	0	1	4	2	1	1	18	Christian Lampa	0	0	0	2	-2	0
14	Suace, Nate	0	0	0	0	0	0	19	Kevin Miller	0	0	0	0	0	0
16	Sturtz, Andrew	0	2	3	0	1	0	20	Janik Moser	0	2	1	0	2	0
17	Saar, Zach	0	0	4	0	0	0	25	Brendon Kearne	0	0	0	0	0	1
19	Hamilton, Derian	0	0	0	0	0	0	27	Luke Stork	0	0	0	0	-1	0
20	Autio, Erik	1	0	0	2	1	2	39	Sam McCormick	0	0	0	0	0	0
21	DeRosa, Ricky	1	0	0	1	0	0	40	Ronnie Hein	0	0	0	0	0	0
24	Pedrie, Vince	0	0	0	4	1	0	46	Matt Joyaux	0	0	0	1	-1	3
25	Smirnov, Denis	0	1	0	2	0	0	47	Josh Healey	0	1	1	1	1	1
26	Folkes, Liam	0	0	0	0	0	0	48	Logan Davis	0	0	0	0	0	0
33	Furkuey, Chris	0	0	0	0	0	0	31	Matt Tomkins	0	0	0	0	0	0
Totals							4	5	14	43	+10				

GOALTENDERS

#	Penn State	Dec	Min	GA	1	2	3	Saves	#	Ohio State	Dec	Min	GA	1	2	3	Saves
31	Jones, Peyton	W	60:00	2	5	13	6	24	30	Christian Frey	L	58:32	3	12	19	8	39
EMPTY NET																	

PENALTY SUMMARY

Prd	Player	Team	Min:Offense	Time	Prd	Player	Team	Min:Offense	Time
1st	Robinson, James	PSU	2 Interference	11:11	2nd	Josh Healey	OSU	1 To the Box	09:43
1st	Janik Moser	OSU	2 Cross-Checking	14:11	2nd	Josh Healey	OSU	10 Game Misconduct	09:43
1st	Saar, Zach	PSU	2 High Sticking	17:35	3rd	Saar, Zach	PSU	2 Slashing	06:43
2nd	Tommy Farran	OSU	2 Contact To The Head	00:11	3rd	Pavlychev, Nikita	PSU	2 Hooking	08:43
2nd	Sturtz, Andrew	PSU	2 High Sticking	04:31	3rd	David Gust	OSU	2 Interference	18:24
2nd	Pavlychev, Nikita	PSU	2 High Sticking	06:09	3rd	Tommy Farran	OSU	2 Elbowing	20:00
2nd	Hamilton, Trevor	PSU	2 Interference	06:09					

Win-Jones, Peyton (12-1-1). Loss-Christian Frey (4-2-1).
 OSU timeout, 18:21/3rd

Referee's signature

Hockey Game Box Score (Final)
Michigan State vs #4 Penn State (1/13/2017 at University Park, Pa.)

Michigan State (4-14-1, 0-5-0-0 B1G) vs. Penn State (15-5-1, 4-1-0-0 B1G)
 Date: 1/13/2017 • Location: University Park, Pa. • Arena: Pegula Ice Arena
 Attendance: 6152 • Start time: 7:07 PM • End time: 9:28 PM • Total time: 2:21

Prd	Time	Team	Scored by	Assists	Vs. on ice	Home on ice	Goals by Period				
1st	2nd	3rd					1st	2nd	3rd	Total	
1	1st 01:52	MSU	PP Osburn, Zach/3	Appleton, Mason/10	2,27,10,17,35	8,16,20,24					
2	1st 05:53	PSU	EV Berger, Chase/8	Goodwin, David/16	10,11,22,28	8,20,10,9,24					
3	1st 16:42	PSU	EV Pedrie, Vince/6	Autio, Erik/8							
4	2nd 03:30	PSU	EV Folkes, Liam/3	Gober, Blake/2	9,52,13,23,7	34,23,20,21					
5	2nd 09:58	MSU	SH Cox, Joe/4	Robinson, James/1							
6	3rd 04:22	PSU	EV Sturtz, Andrew/14	Murray, Brett/1							
7	3rd 13:48	PSU	EV Goodwin, David/2	Pedrie, Vince/9	21,52,11,28	9,8,10,11,5					
Hamilton, Trevor/14							22,10,11,28	9,11,8,10,5			
Berger, Chase/8											

TEAM SUMMARY

#	Michigan State	G	A	PI	SH	+/-	BI	#	Penn State	G	A	PI	SH	+/-	BI
2	Osburn, Zach	1	0	0	3	-2	0	4	Myllari, Kris	0	0	0	1	-1	2
9	Wood, Connor	0	0	0	1	0	0	5	Kerr, Kevin	0	0	0	3	0	1
10	Saliba, Sam	0	0	0	2	0	0	7	Robinson, James	0	0	2	1	0	0
11	Holland, Rhett	0	0	0	1	0	0	8	Berger, Chase	1	1	0	4	+2	2
13	Sanford, Brenna	0	0	1	1	0	0	9	Goodwin, David	0	1	0	5	+1	0
12	Hirose, Taro	0	1	0	1	0	0	10	Biro, Brandon	0	0	2	2	0	0
18	Carson, Cole	0	0	0	1	0	0	11	Hamilton, Trevor	0	1	0	3	0	3
22	Stengelin, JT	0	0	0	1	0	0	12	Richard, Dylan	0	0	0	2	0	0
23	Milan, Cody	0	0	0	0	0	0	16	Sturtz, Andrew	0	1	1	1	+2	2
26	Haag, William	0	0	2	4	0	0	18	Murray, Brett	0	1	0	2	+1	0
27	Appleton, Mason	0	1	0	2	0	0	19	Hamilton, Derian	0	0	3	1	0	1
28	Elsik, Thomas	0	0	0	3	2	0	20	Autio, Erik	0	0	2	1	+2	2
44	Chafari, Butrus	0	0	0	2	0	0	21	DeRosa, Ricky	0	0	2	2	+1	1
52	Eliot, Mitch	0	2	0	0	0	0	22	Gober, Blake	0	1	5	+1	0	0
55	Khodorenko, Pat	0	0	0	2	0	0	24	Pedrie, Vince	1	1	0	3	+3	1
57	Rosburg, Jerad	0	0	0	1	0	0	25	Smirnov, Denis	0	0	5	+1	1	0
71	Lambdin, Logan	0	0	0	1	0	0	26	Folkes, Liam	0	1	2	+1	0	0
31	Lethem, John	0	0	0	0	0	0	30	Ericchman, Matt	0	0	2	0	0	0
Totals							2	2	6	26	21				

GOALTENDERS

#	Michigan State	Dec	Min	GA	1	2	3	Saves	#	Penn State	Dec	Min	GA	1	2	3	Saves
45	Minnery, Ed	L	60:00	5	14	12	15	41	31	Jones, Peyton	W	60:00	2	6	7	11	24

PENALTY SUMMARY

Prd	Player	Team	Min:Offense	Time	Prd	Player	Team	Min:Offense	Time
1st	Richard, Dylan	PSU	2 Holding	05:53	1st	Riisa, William	MSU	2 Elbowing	08:26
1st	TEAM	PSU	2 Too Many Players On Ice	10:50	2nd	Folkes, Liam	MSU	2 Tripping	11:46
1st	Eliot, Mitch	MSU	2 Holding	10:50	3rd	Wien, Cody	MSU	2 High Sticking	02:19

Win-Jones, Peyton (13-1-1). Loss-Minnery, Ed (4-10-1).
 TO MSU 18:55 2nd Period

Referee's signature

#4 PENN STATE

Michigan State

#1 PENN STATE

#11 Ohio State

Hockey Game Box Score (Final)
Michigan State vs #4 Penn State (1/14/2017 at University Park, Pa.)

Michigan State (4-15-1, 0-6-0-0 B1G) vs. Penn State (16-2-1, 5-1-0-0 B1G)
 Date: 1/14/2017 • Location: University Park, Pa. • Arena: Pegula Ice Arena
 Attendance: 6164 • Start time: 7:03 PM • End time: 9:36 PM • Total time: 2:33

Prd	Time	Team	Scored by	Assists	Vs. on ice	Home on ice	Goals by Period				
1st	2nd	3rd					1st	2nd	3rd	Total	
1	1st 13:12	MSU	EV Hirose, Taro/4	Kerr, Kevin/10	17,21,18,11	9,8,5,11,10					
2	2nd 00:29	PSU	PP Berger, Chase/8	Hamilton, Trevor/14	57,21,52,28	8,5,11,13,9					
3	2nd 14:32	MSU	PP Appleton, Mason/9	Hirose, Taro/10	27,12,10,55	12,14,20,11					
4	3rd 09:31	PSU	EV DeRosa, Ricky/4	Pedrie, Vince/9	2,9,14,44,13	21,24,20,17					
5	3rd 15:06	PSU	PP Richard, Dylan/6	Pedrie, Vince/10	11,18,28,21	12,24,10,26					
6	3rd 15:15	PSU	EV Berger, Chase/9	Goodwin, David/16	21,52,17,27,5	8,9,24,20,10					
7	3rd 17:50	PSU	EV Smirnov, Denis/11	Hamilton, Trevor/15	52,57,26,28	25,11,8,24					
8	3rd 19:48	MSU	EV Chrcck, Damon/17	Saliba, Sam/5	7,10,44,14,13	9,19,8,10,14					
Pavelek, Dylan/2											

TEAM SUMMARY

#	Michigan State	G	A	PI	SH	+/-	BI	#	Penn State	G	A	PI	SH	+/-	BI
2	Osburn, Zach	0	0	0	1	0	0	4	Myllari, Kris	0	0	0	1	-1	2
3	Chrcck, Damon	1	0	0	1	0	0	5	Kerr, Kevin						



2016-17 BOX SCORES



GAME 38

Hockey Game Box Score (Final)
#11 Ohio State vs #1 Penn State (1/21/2017 at University Park, Pa.)

Ohio State (12-4-6, 3-2-1-1 B1G) vs. Penn State (16-3-2, 5-2-1-0 B1G)
Date: 1/21/2017 • Location: University Park, Pa. • Arena: Pegula Ice Arena
Attendance: 6167 • Start time: 7:07 PM • End time: 9:23 PM • Total time: 2:16

Prd	Time	Team	Scored by	Assists	Vis. on ice	Home on ice	Goals by Period
1st	02:38	PSU	EV Thompson, David/2	Berger, Chase/18 Goodwin, David/19	16,30,6/47,46	22,8,9,4,16	OSU 2 1 3 6 PSU 1 2 0 3
2nd	00:18	OSU	EV John Wittala/8	Berger, Chase	10,17,18,5/47	16,8,5,9,11	OSU 1 0 0 1
3rd	03:38	OSU	EV Matthew Weis/6	Berger, Chase	16,26,12,5,3,14/29,24,24	16,8,9,20,24	OSU 1 0 0 1
4th	01:41	OSU	EV Luke Stork/6	Berger, Chase/18 Miguel Fidler/6	18,27,19,5/19	10,12,25,5,11	OSU 1 0 0 1
5th	17:10	OSU	EV Christian Lampasa/1	David Gust/12 Kevin Miller/7	18,27,19,5/47	4,22,18,7,13	OSU 1 0 0 1

Hockey Game Box Score (Final)
#4 Penn State vs Princeton (Jan 28, 2017 at Philadelphia, Pa.)

Penn State (16-4-2) vs. Princeton (8-11-2)
Date: Jan 28, 2017 • Location: Philadelphia, Pa. • Arena: Wells Fargo Center
Attendance: 15127 • Start time: 7:00 • End time: 9:29 • Total time: 2:29

Prd	Time	Team	Scored by	Assists	Vis. on ice	Home on ice	Goals by Period
1st	00:51	PSU	EV Sturtz, Andrew/16	Berger, Chase	16,24,9,20,8,18,22,25,25	18,15,4,21,27	PSU 3 1 0 4 PRIN 2 0 3 5
2nd	01:25	PRIN	EV Becker, Max/3	Veroneau, Max/17 Grande, Liam/7	18,11,12,25	8,15,4,21,27	PRIN 2 0 3 5
3rd	09:46	PRIN	PP Hallisey, David/3	Veroneau, Max Crossey, Jackson	8,16,24,20	16,21,10,15,4	PRIN 2 0 3 5
4th	10:46	PSU	PP Goodwin, David/3	Hamilton, Trevor	9,13,8,5,11	23,8,25,6	PSU 1 0 0 1
5th	13:42	PSU	EV Mylari, Kris/4	Biro, Brandon Thompson, David	4,12,25,10,22	23,8,25,6	PSU 1 0 0 1
6th	14:52	PSU	EV Sturtz, Andrew/17	Berger, Chase Kerr, Kevin	16,5,9,8,11	26,17,22,4,28	PSU 1 0 0 1
7th	02:48	PRIN	EV Grande, Liam/3	Kuffner, Ryan Teves, Josh	28,13,7,5,11	26,17,22,4,28	PRIN 1 0 0 1
8th	04:08	PRIN	PP Hallisey, David/8	Kuffner, Ryan Crossey, Jackson	12,10,4,22	16,15,10,21,4	PRIN 1 0 0 1
9th	18:34	PRIN	EV Foster, Ben/3	Silva, Ryan Pomp, Guin	16,21,26,5,11	22,6,17,27,24	PRIN 1 0 0 1

TEAM SUMMARY

#	Ohio State	G	A	PI	Sh	+/-	BI	#	Penn State	G	A	PI	Sh	+/-	BI
1	Sabin Larocque	0	0	0	1	1	4	1	Mylari, Kris	1	0	0	2	-1	4
5	Gordt, Myer	0	0	0	1	1	2	5	Kerr, Kevin	0	0	0	1	-2	2
8	Dakota Joshua	1	1	0	5	0	0	7	Robinson, James	0	0	0	1	-1	0
10	John Wittala	1	0	0	5	0	3	8	Berger, Chase	0	2	0	4	+1	0
12	Miguel Fidler	0	1	0	2	+2	0	9	Goodwin, David	0	1	0	4	+1	0
15	Freddy Gerard	0	0	0	2	+1	0	10	Biro, Brandon	0	1	0	3	0	1
16	Matthew West	1	0	0	4	+2	0	11	Hamilton, Trevor	0	0	0	3	-3	3
17	David Gust	0	2	0	0	+1	1	12	Richard, Dylan	0	1	0	0	0	1
18	Christian Lampasa	1	0	0	3	+3	2	13	Claychev, Nikita	0	0	0	3	-1	0
19	Kevin Miller	0	1	0	2	+1	1	14	Sucisse, Nate	0	0	0	0	0	0
20	Janik Meier	0	2	0	1	0	3	15	Sturtz, Andrew	0	0	0	2	+1	0
25	Brendon Kearne	0	0	0	0	0	0	18	Murray, Brett	0	0	0	2	+1	0
26	Mason Jobst	1	1	0	3	0	1	20	Auto, Erik	0	0	0	2	+1	0
27	Luke Stork	1	1	0	2	+2	0	21	DeBosa, Ricky	0	0	0	4	+1	0
29	Sam McCormick	0	0	0	0	0	0	22	Thompson, David	1	0	0	1	-1	1
45	Matt Joyau	0	0	0	0	0	0	24	Podre, Vince	0	0	0	2	+1	0
46	Josh Healey	0	0	0	0	0	0	25	Smirnov, Denis	0	0	0	4	0	0
52	Matt Miller	0	0	0	0	0	0	26	Folkes, Liam	0	0	0	2	0	0
1	Logan Davis	0	0	0	0	0	0	27	TEAM	0	0	0	2	0	0
31	Matt Tomkins	0	0	0	0	0	0	30	Erichman, Matt	0	0	0	0	0	0
Totals		6	7	7	28	+1	34	33	Furkey, Chris	0	0	0	0	0	0

TEAM SUMMARY

#	Penn State	G	A	PI	Sh	+/-	BI	#	Princeton	G	A	PI	Sh	+/-	BI
1	Teves, Josh	1	0	0	2	0	0	4	Foster, Ben	1	0	0	2	0	0
5	Kerr, Kevin	0	2	0	1	-1	0	6	Nelson, Matt	0	0	0	0	0	0
7	Robinson, James	0	0	0	1	-1	1	7	Grande, Liam	0	0	0	3	0	1
8	Berger, Chase	0	2	0	7	+1	0	8	Becker, Max	1	0	0	1	0	0
9	Goodwin, David	1	0	0	3	+2	2	9	Fallon, Johnny	0	0	0	5	+1	2
10	Biro, Brandon	0	1	0	0	0	0	10	Cheney, Jackson	0	2	0	2	0	0
11	Hamilton, Trevor	0	0	0	0	0	0	11	Veroneau, Max	0	2	0	3	0	0
12	Richard, Dylan	0	0	0	4	0	1	16	Hallisey, David	2	0	0	3	-1	0
13	Claychev, Nikita	0	0	0	2	-1	0	17	Klisch, Garrett	0	0	0	2	0	3
14	Sucisse, Nate	0	0	0	4	-1	0	18	Robinson, Eric	0	0	0	3	-1	0
16	Sturtz, Andrew	2	0	0	5	+2	0	20	Kuffner, Ryan	0	1	0	2	+1	0
20	Auto, Erik	0	0	0	3	+1	1	22	Foster, Ben	1	0	0	2	-1	0
21	DeBosa, Ricky	0	0	0	2	-1	0	23	Germain, Jeremy	0	0	0	3	-1	1
22	Thompson, David	1	0	0	1	+1	3	24	Podre, Vince	0	0	0	0	0	0
24	Podre, Vince	0	0	0	2	0	0	25	Davis, Tommy	0	0	0	1	-1	1
25	Smirnov, Denis	0	0	0	2	0	0	26	Silva, Ryan	0	0	0	4	-1	0
26	Folkes, Liam	0	0	0	4	-1	0	26	Folkes, Liam	0	0	0	2	+2	3
28	Marsh, Alec	0	0	0	2	-1	1	28	Topgahl, Derek	0	0	0	1	-1	0
31	Furkey, Chris	0	0	0	0	0	0	31	Shaw, Austin	0	0	0	0	0	0
Totals		4	7	8	47	0	19	33	Hallford, Ben	0	0	0	0	0	0

GOALTENDERS

#	Ohio State	Dec	Min	GA	1	2	3	Saves	#	Penn State	Dec	Min	GA	1	2	3	Saves
30	Christian Frey	W	60:00	3	9	18	14	41	31	Jonnes, Peyton	L	60:00	6	6	8	8	22

PENALTY SUMMARY

Prd	Player	Team	Min/Offense	Time	Prd	Player	Team	Min/Offense	Time	
1st	TEAM	PSU	2 Too Many Players On Ice	06:12	PP	2nd	Kevin Miller	OSU	5 Interference	10:40
1st	Podre, Vince	PSU	2 Tripping	06:12	PP	3rd	Janik Meier	OSU	2 Holding the Stick	05:26

Win-Christian Frey (6-2-3) Loss-Jonnes, Peyton (14-2-2)

GOALTENDERS

#	Penn State	Dec	Min	GA	1	2	3	Saves	#	Princeton	Dec	Min	GA	1	2	3	Saves
31	Jonnes, Peyton	L	60:00	5	13	14	9	36	33	Phinney, Colton	W	60:00	4	15	14	14	43

PENALTY SUMMARY

Prd	Player	Team	Min/Offense	Time	Prd	Player	Team	Min/Offense	Time	
1st	Podre, Vince	PSU	2 Cross-Checking	08:05	PP	3rd	Kerr, Kevin	PSU	2 Tripping	02:48
1st	Foster, Ben	PRIN	2 Cross-Checking	08:05	PP	3rd	Healey, Josh	PRIN	2 Holding	02:48
2nd	Berger, Chase	PSU	2 Holding	04:00	PP	3rd	Becker, Max	PRIN	2 Cross-Checking	11:07
2nd	Goodwin, David	PSU	2 Holding	04:00	PP	3rd	Kuffner, Ryan	PRIN	2 Legg Slacking	11:07

Win-Phinney, Colton (7-11-2) Loss-Jonnes, Peyton (14-3-2)



Hockey Game Box Score (Final)
#4 Penn State vs #7 Minnesota (Feb 03, 2017 at Minneapolis, Minn.)

Penn State (16-5-2, 5-3-1-0) vs. Minnesota (16-7-2, 7-2-0-0)
Date: Feb 03, 2017 • Location: Minneapolis, Minn. • Arena: Mariucci Arena
Attendance: 9075 • Start time: 7:05 pm • End time: 9:20 pm • Total time: 2:15

Prd	Time	Team	Scored by	Assists	Vis. on ice	Home on ice	Goals by Period
1st	17:22	MINN	EV Lettieri, Winn/12	Cammarata, Taylor/3 Collins, Ryan/4 Bischoff, Jake/17 Sheehy, Tyler/19	9,11,13,25,18	15,28,25,25	OSU 1 0 1 1 MINN 1 3 1 5
2nd	00:54	MINN	EV Pitlick, Rem/4	Kloos, Justin/17	5,8,10,11,14	15,25,24,20	OSU 1 0 0 1
3rd	04:33	MINN	EV Pitlick, Rem/5	Sheehy, Tyler/19	11,9,16,5,13	5,16,23,24,28	OSU 1 0 0 1
4th	08:42	PSU	EV Hamilton, Trevor/4	Sturtz, Andrew/4 Kloos, Justin/18	9,16,20,21,24	22,25,28,23	OSU 0 1 0 1
5th	19:55	MINN	EV Sheehy, Tyler/16	Bischoff, Jake/18 Schierhorn, Eric/1	4,10,11,11,14	9,28,5,10,19	OSU 0 0 0 0

Hockey Game Box Score (Final)
#4 Penn State vs #7 Minnesota (Feb 04, 2017 at Minneapolis, Minn.)

Penn State (16-6-2, 5-4-1-0) vs. Minnesota (17-7-2, 8-2-0-0)
Date: Feb 04, 2017 • Location: Minneapolis, Minn. • Arena: Mariucci Arena
Attendance: 9963 • Start time: 7:03 pm • End time: 9:15 pm • Total time: 2:12

Prd	Time	Team	Scored by	Assists	Vis. on ice	Home on ice	Goals by Period
1st	08:14	PSU	EV Marsh, Alec/3	Sturtz, Andrew/5 Burger, Chase/14	23,14,20,4	2,15,22,25,25	PSU 1 2 3 6 MINN 1 1 0 2
2nd	14:51	MINN	SH Briestel, Leon/9	Burger, Chase/15	16,20,24,26	18,6,19,20	MINN 1 3 1 5
3rd	00:41	PSU	EV Goodwin, David/4	Burger, Chase/15	9,8,16,20,24	5,13,18,19,28	PSU 1 0 0 1
4th	08:25	MINN	EV Gates, Brent/12	Sturtz, Andrew/6 Reilly, Connor/6	4,6,10,14,18	10,9,21,6,20	MINN 1 1 1 3
5th	09:39	MINN	EV Cammarata, Taylor/3	Ramsey, Jack/2	9,10,20,21,24	13,15,20,28	MINN 1 1 1 3
6th	15:39	MINN	PP Briestel, Leon/10	Cammarata, Taylor/9	8,16,20,24	13,19,10,10	MINN 1 1 1 3
7th	05:43	MINN	EV Briestel, Leon/11	Johnson, Steve/11	5,10,11,14,18	18,4,2,13,19	MINN 1 0 0 1

TEAM SUMMARY

#	Penn State	G	A	PI	Sh	+/-	BI	#	Minnesota	G	A	PI	Sh	+/-	BI
4	Mylari, Kris	0	0	0	3	0	2	2	Sadek, Jack	0	0	0	0	0	0
5	Kerr, Kevin	0	0	0	1	-2	1	4	Johnson, Steve	0					



PENN STATE HOCKEY

2016-17 BOX SCORES



#10 PENN STATE



#17 Wisconsin



#10 PENN STATE



#17 Wisconsin

Hockey Game Box Score (Final)

#10 Penn State vs #17 Wisconsin (Feb 10, 2017 at Madison, Wis.)

Penn State (17-6-2, 6-4-1 B1G) vs Wisconsin (15-11-1, 8-3-0 B1G)
Date: Feb 10, 2017 • Location: Madison, Wis. • Arena: Kohl Center
Attendance: 9314 • Start time: 7:07 pm • End time: 9:43 pm • Total time: 2:36

Prd	Time	Team	Scored by	Assists	Vis. on ice	Home on ice	Goals by Period
1st	08:50	PSU	EV David Goodwin/5	Kevin Kerr/13	9:51,11,13,8	10,4,22,8	1-2-3-3-6
2nd	09:04	PSU	EV Brandon Bier/5	Nikita Pavlychev/7	10:12,18,20	26,21,11,0	0-2-2-0-0
3rd	06:14	UW	EV Seamus Malone/8	Ryan Wagner/15	28,10,28,8,6	18,13,25,12	0-0-1-1-3
4th	07:16	UW	PP Luke Kunin/18	Cameron Hughes/18	4,13,21,11	9,19,34,10	0-0-0-0-0
5th	08:06	PSU	EV Denis Smirnov/12	David Goodwin/20	25,9,4,14,20	26,13,18,12	0-1-0-0-0
6th	13:46	PSU	EV David Goodwin/6	Nate Succese/9	9,14,20,25	25,12,17,11	0-1-0-0-0
7th	00:56	PSU	SH Trevor Hamilton	Brandon Bier	11,14,20,16	34,9,17,9,0	0-0-0-0-0
8th	16:21	UW	EX Jake Linhart/4	Luke Kunin/10	16,22,20,14	10,9,34,17,19,22	0-0-0-0-0
9th	18:35	PSU	EV Zach Saar	Kris Myllari	11,4,21,11,23	17,38,27,22,10,12	0-0-0-0-0

TEAM SUMMARY

#	Pen State	G	A	PI	Sh	+/-	B	#	Wisconsin	G	A	PI	Sh	+/-	B
4	Kris Myllari	0	1	0	0	+2	2	3	Corbin McGuire	0	0	0	0	-2	1
5	Kevin Kerr	0	1	0	0	0	3	4	Patrick Sexton	0	0	0	0	0	0
8	Chase Berger	0	0	0	0	0	2	6	Peter Tschke	0	0	0	0	0	0
9	David Goodwin	2	1	0	5	+2	1	8	Jared Zibel	0	0	0	0	0	0
10	Brandon Bier	1	0	0	0	0	1	10	Luke Kunin	1	0	0	0	0	0
11	Trevor Hamilton	1	0	0	2	+2	5	10	Jake Linhart	0	0	0	0	0	0
13	Nikita Pavlychev	0	1	0	1	-1	0	12	Grant Besse	0	0	0	0	0	0
14	Nate Succese	0	2	0	0	+3	0	13	Ryan Wagner	0	1	0	0	0	0
16	Andrew Sturtz	0	2	0	1	0	1	15	Matthew Frezza	0	0	0	0	0	0
17	Zach Saar	1	0	0	3	+1	0	17	Will Johnson	0	0	0	0	0	0
18	Brett Murray	0	0	0	0	0	0	18	Seamus Malone	0	0	0	0	0	0
20	Erik Aulio	0	0	0	1	0	1	20	Adam Cavallini	0	0	0	0	0	0
21	Ricky DeBosa	0	0	0	1	-1	0	22	Max Zimmer	0	0	0	0	0	0
22	David Thompson	0	1	0	0	0	0	23	Adan Cavallini	0	0	0	0	0	0
23	Blake Guber	0	2	0	1	-1	1	25	Cullen Hurley	0	0	0	0	0	0
24	Vince Pedrie	0	0	0	3	+1	4	26	Tim Davison	0	0	0	0	0	0
27	Denis Smirnov	1	0	0	2	+2	0	27	Matt Usaski	0	0	0	0	0	0
28	Alec Marsh	0	0	0	1	-1	0	28	Trent Frederic	0	2	0	0	0	0
33	Chris Farley	0	0	0	0	0	0	30	Matt Jurusik	0	0	0	0	0	0
Totals		6	9	12	31	+1	24	Totals		3	5	10	33	-21	17

GOALTENDERS

#	Pen State	Dec	Min	GA	1	2	3	Saves	#	Wisconsin	Dec	Min	GA	1	2	3	Saves
31	Peyton Jones	W	60:00	3	14	8	8	34	1	Jack Berry	L	58:39	5	6	12	7	25

PENALTY SUMMARY

Prd	Player	Team	Min/Offense	Time	Prd	Player	Team	Min/Offense	Time
1st	Peter Tschke	UW	2:00/Interference	08:10	3rd	Nikita Pavlychev	PSU	2:00/Interference	19:49
1st	Blake Guber	PSU	2:00/Roughing	10:58	3rd	Seamus Malone	UW	2:00/Tripping	06:52
1st	Luke Kunin	UW	2:00/Roughing	11:09	3rd	Andrew Sturtz	PSU	2:00/Interference	04:10
1st	Vince Pedrie	PSU	2:00/Cross-Checking	15:09	3rd	Seamus Malone	UW	2:00/Interference	05:14
2nd	Patrick Sexton	UW	2:00/Interference	02:09	3rd	Vince Pedrie	PSU	2:00/Hooking	15:37
2nd	Erik Aulio	PSU	2:00/Hooking	06:43	3rd				

Win-Peyton Jones (15-4-2), Loss-Jack Berry (7-5-1)
Challenge PSU with 12:44 left in 2nd (Timeout)

Referee's signature

Hockey Game Box Score (Final)

#10 Penn State vs #17 Wisconsin (Feb 11, 2017 at Madison, Wis.)

Penn State (18-6-2, 7-4-1 B1G) vs Wisconsin (16-10-1, 8-4-0 B1G)
Date: Feb 11, 2017 • Location: Madison, Wis. • Arena: Kohl Center
Attendance: 12669 • Start time: 7:07 pm • End time: 9:22 pm • Total time: 2:15

Prd	Time	Team	Scored by	Assists	Vis. on ice	Home on ice	Goals by Period
1st	13:33	PSU	EV Nate Succese/9	David Goodwin/21	14,9,25,11,4	6,8,10,23,24	1-2-3-3-6
2nd	19:37	UW	EV Matt Usaski/3	Grant Besse/16	10,8,4,22,11	27,12,26,14,13	0-0-1-1-2
3rd	02:20	PSU	EV Nate Succese/10	Tim Davidson/13	14,24,25,20,16	14,18,26,24,12	0-0-0-0-0
4th	10:53	PSU	EV Denis Smirnov/13	Denis Smirnov/20	25,14,9,20,21	14,12,26,18,17	0-0-0-0-0
5th	17:27	UW	PP Luke Kunin/19	Erik Aulio/10	16,8,4,11	9,19,34,12,10	0-0-0-0-0
6th	02:53	PSU	EV Denis Smirnov/14	Nate Succese/11	25,14,11,9,4	34,14,19,9,26	0-0-0-0-0
7th	14:39	PSU	EV Trevor Hamilton/5	Trent Frederic/16	11,8,4,10,16	13,10,6,8,12	0-0-0-0-0

TEAM SUMMARY

#	Pen State	G	A	PI	Sh	+/-	B	#	Wisconsin	G	A	PI	Sh	+/-	B
4	Kris Myllari	0	0	0	0	+2	3	3	Corbin McGuire	0	0	0	0	0	0
6	James Gobetz	0	0	0	0	0	3	6	Peter Tschke	0	0	0	0	0	0
8	Chase Berger	0	0	0	0	0	1	9	Luke Kunin	1	0	0	0	0	0
9	David Goodwin	1	0	0	2	+3	0	10	Jake Linhart	0	0	0	0	0	0
10	Brandon Bier	0	0	0	0	0	0	10	Luke Kunin	0	0	0	0	0	0
11	Trevor Hamilton	1	0	0	3	+2	2	12	Grant Besse	0	1	0	0	0	0
13	Nikita Pavlychev	0	0	0	0	0	0	13	Ryan Wagner	0	0	0	0	0	0
14	Nate Succese	2	1	0	0	+4	1	14	Adam Cavallini	0	0	0	0	0	0
16	Andrew Sturtz	0	0	0	0	0	0	17	Will Johnson	0	0	0	0	0	0
17	Zach Saar	0	0	0	2	0	0	18	Seamus Malone	0	0	0	0	0	0
18	Brett Murray	0	0	0	0	0	0	20	Eric Aulio	0	0	0	0	0	0
20	Erik Aulio	0	0	0	0	0	0	22	Max Zimmer	0	0	0	0	0	0
21	Ricky DeBosa	0	0	0	0	0	0	23	Adan Cavallini	0	0	0	0	0	0
22	David Thompson	0	0	0	0	0	0	24	Add Cavallini	0	0	0	0	0	0
23	Blake Guber	0	0	0	0	0	0	25	Cullen Hurley	0	0	0	0	0	0
24	Vince Pedrie	0	1	0	2	+2	2	26	Tim Davison	0	1	0	0	0	0
25	Denis Smirnov	2	0	0	4	+4	0	27	Matt Usaski	1	0	0	0	0	0
26	Liam Folkes	0	0	0	0	0	0	34	Trent Frederic	0	2	0	0	0	0
33	Chris Farley	0	0	0	0	0	0	34	Trent Frederic	0	2	0	0	0	0
Totals		5	6	10	44	+2	18	Totals		4	6	29	20	15	

GOALTENDERS

#	Pen State	Dec	Min	GA	1	2	3	Saves	#	Wisconsin	Dec	Min	GA	1	2	3	Saves
31	Peyton Jones	W	60:00	2	9	8	10	27	30	Matt Jurusik	L	59:41	5	10	13	16	39

PENALTY SUMMARY

Prd	Player	Team	Min/Offense	Time	Prd	Player	Team	Min/Offense	Time
1st	Vince Pedrie	PSU	2:00/Interference	09:10	PP	Denis Smirnov	UW	2:00/Hooking	07:35
1st	Trent Frederic	UW	2:00/Interference	09:13	PP	Brandon Bier	UW	2:00/Cross-Checking	11:15
1st	Blake Guber	PSU	2:00/Interference	15:14	PP	Zach Saar	UW	2:00/High Sticking	16:13
1st	David Thompson	PSU	2:00/Cross-Checking	17:32	PP	Nikita Pavlychev	PSU	2:00/Hooking	19:53

Win-Peyton Jones (16-4-2), Loss-Matt Jurusik (8-5-0)
Timeout PSU with 2:18 left in 3rd period

Referee's signature



#9 PENN STATE



#5 Minnesota



#9 PENN STATE



#5 Minnesota

Hockey Game Box Score (Final)

#5 Minnesota vs #9 Penn State (2/17/2017 at University Park, Pa.)

Minnesota (19-8-2, 10-3-0 B1G) vs Penn State (18-7-2, 7-5-1 B1G)
Date: 2/17/2017 • Location: University Park, Pa. • Arena: Pegula Ice Arena
Attendance: 6137 • Start time: 8:33 PM • End time: 8:54 PM • Total time: 2:21

Prd	Time	Team	Scored by	Assists	Vis. on ice	Home on ice	Goals by Period
1st	06:20	MNN	EV Pitlick, Rem/7	Sheehy, Tyler/23	19,23,25,28	25,14,9,11,4	1-2-3-3-6
2nd	08:50	PSU	PP Sturtz, Andrew/18	Lindgren, Ryan/5	25,20,6	16,12,25,20,4	1-1-1-3
3rd	05:49	PSU	EV Succese, Nate/11	Smirnov, Denis/21	15,25,22,2,4	14,26,30,14	0-0-0-0-0
4th	08:25	MNN	EV Pitlick, Rem/8	Folkes, Liam/6	15,22,24,2,9,25,11,21	11,20,25,11,4	0-0-0-0-0
5th	14:26	MNN	EV Norman, Ryan/4	Somajula, Mike/15	23,9,5,21,9,5,28	9,14,25,14,11	0-0-0-0-0
6th	10:25	PSU	EV Myllari, Kris/5	Goodwin, David/22	21,18,19,2		



2016-17 BOX SCORES

#11 PENN STATE Michigan State

#11 PENN STATE Michigan State

GAME 38

Hockey Game Box Score (Final)

#11 Penn State vs Michigan State (Feb 24, 2017 at East Lansing, Mich.)

Penn State (19-8-2, 8-6-1-0 B1G) vs. Michigan State (6-20-3, 2-11-2-0 B1G)
 Date: Feb 24, 2017 • Location: East Lansing, Mich. • Arena: Munn Ice Arena
 Attendance: 4501 • Start time: 7:03 pm • End time: 9:35 pm • Total time: 2:32

Prd	Time	Team	Scored by	Assists	Vis. on ice	Home on ice	Goals by Period				
1	2	3	Tot	+	-		1	2	3	Tot	
1	03:14	PSU	EV Marsh, Alec/4	Sturtz, Andrew/7 Mytiani, Kris/5	28,16,4,11,8	2,7,13,28,21	1	0	0	0	0
2	00:10	MSU	EV Cox, Joe/6	Hirose, Taro/16 Ebbina, Thomas/13	9,14,25,20,4	21,11,18,13,28	0	0	0	0	0
3	11:32	MSU	EV Holland, Rhet/3	Goodwin, David/23 Pedrie, Vince/15	8,28,16,11,4	11,17,28,18,27	0	0	0	0	0
4	11:45	PSU	EV Berger, Chase/11	Goodwin, David/23 Pedrie, Vince/15	10,24,24,20	10,27,17,25,7	0	0	0	0	0
5	15:27	PP	Richard, Dylan/7	Sturtz, Andrew/8 Pedrie, Vince/16	10,24,20,12,25	2,5,7,13,9	0	0	0	0	0
6	19:37	PSU	EN Goodwin, David/8	Suace, Nate/13	9,14,4,11	2,7,21,27,10,13	0	0	0	0	0

TEAM SUMMARY

#	Pen State	1	2	3	Tot	+	-	#	Michigan State	1	2	3	Tot	+	-
1	Mytiani, Kris	0	2	3	5	+1	-1	2	Osburn, Zach	1	1	3	5	-3	-3
4	Gobetz, James	0	0	0	0	0	0	6	Knudson, Chris	0	2	0	2	0	0
7	Robinson, James	1	0	0	1	0	0	7	Chrosok, Damian	0	1	2	3	2	0
8	Berger, Chase	0	0	0	0	+1	-1	9	Wood, Connor	0	2	0	2	0	0
9	Goodwin, David	0	0	2	2	0	0	10	Saliba, Sam	0	1	0	1	+2	-2
10	Biro, Brandon	0	2	1	3	0	0	11	Holland, Rhet	0	0	1	1	+2	-2
11	Hamilton, Trevor	0	0	2	2	0	0	13	Sanford, Brenna	0	0	1	1	+1	-1
12	Richard, Dylan	2	1	4	7	0	0	14	Pavelek, Dylan	0	0	0	0	0	0
13	Suace, Nate	0	1	2	3	0	0	17	Hirose, Taro	0	1	0	1	0	0
16	Sturtz, Andrew	2	1	3	6	+1	-1	18	Gatt, Carson	0	0	1	1	+1	-1
18	Murray, Brett	0	0	0	0	0	0	21	Cox, Joe	1	0	0	1	0	-2
19	Hamilton, Derian	0	0	0	0	0	0	22	Haas, William	0	1	2	3	0	0
20	Autio, Erik	0	0	1	1	0	0	23	Appleton, Mason	0	1	2	3	0	0
21	DeBosa, Ricky	0	1	2	3	0	0	24	Elliott, Mitch	0	0	1	1	-2	-2
23	Gober, Blake	0	0	0	0	0	0	25	DeBosa, Ricky	0	0	0	0	0	0
24	Pedrie, Vince	2	0	4	6	0	0	55	Khodorenko, Pat	0	0	0	0	+1	+1
25	Smirnov, Denis	0	4	1	5	-1	-1	57	Rodriguez, Jerald	0	0	0	0	-1	-1
28	Marsh, Alec	2	0	2	4	+1	-1	71	Lambdin, Logan	0	1	1	2	0	0
33	Furkey, Chris	0	0	0	0	0	0	41	Wright, Spencer	0	0	0	0	0	0
Totals		9	14	16	39	+4	-4	45	Minney, Ed	2	13	28	43	-6	-6

GOALTENDERS

#	Pen State	Dec	Min	GA	1	2	3	Saves	#	Michigan State	Dec	Min	GA	1	2	3	Saves
31	Jones, Peyton	W	60:00	2	2	12	12	26	31	Lethemon, John	L	58:50	3	8	14	13	35
EMPTY NET									EMPTY NET								

PENALTY SUMMARY

Prd	Player	Team	Min/Offense	Time	Prd	Player	Team	Min/Offense	Time
1st	Mytiani, Kris	PSU	2 Boarding	13:01 PP	3rd	Sturtz, Andrew	PSU	2 Boarding	13:01
2nd	Cox, Joe	MSU	2 Roughing	07:05 PP	3rd	Holland, Rhet	MSU	2 Boarding	13:36 PP
2nd	Holland, Rhet	MSU	2 Interference	09:34 PP	3rd	DeBosa, Ricky	PSU	2 Hooking	15:59 PP
3rd	Lambdin, Logan	MSU	2 Goaltender Interference	09:34 PP	3rd	Berger, Chase	PSU	2 Boarding	18:20 PP

Win-Jones, Peyton (17-6-2). Loss-Lethemon, John (1-8-1).

Referee's signature

Hockey Game Box Score (Final)

#11 Penn State vs Michigan State (Feb 25, 2017 at East Lansing, Mich.)

Penn State (20-8-2, 9-6-2-0 B1G) vs. Michigan State (6-21-3, 2-12-2-0 B1G)
 Date: Feb 25, 2017 • Location: East Lansing, Mich. • Arena: Munn Ice Arena
 Attendance: 5420 • Start time: 7:05 • End time: 9:35 • Total time: 2:30

Prd	Time	Team	Scored by	Assists	Vis. on ice	Home on ice	Goals by Period				
1	2	3	Tot	+	-		1	2	3	Tot	
1	11:18	PSU	EV Suace, Nate/12	Goodwin, David/23 Pedrie, Vince/15	14,7,24,20,5	24,17,17,28	1	0	0	0	0
2	14:12	PSU	PP Smirnov, Denis/17	Autio, Erik/11	25,20,24,16,12	11,18,17,17	0	0	0	0	0
3	19:10	PSU	EV Suace, Nate/13	Biro, Brandon/8 Mytiani, Kris/5	14,10,24,20	26,10,52,2	0	0	0	0	0
4	30:18	MSU	EV Haas, William/6	Khodorenko, Pat/7 Holland, Rhet/5	25,4,9,11	26,55,11,18	0	0	0	0	0
5	32:08	PSU	EV Sturtz, Andrew/19	Berger, Chase/17 Hamilton, Trevor/18	16,8,4,11	5,27,28,21	0	0	0	0	0

TEAM SUMMARY

#	Pen State	1	2	3	Tot	+	-	#	Michigan State	1	2	3	Tot	+	-
4	Osburn, Zach	0	0	1	1	-2	-2	2	Chrosok, Damian	0	0	0	0	0	0
6	Gobetz, James	0	0	0	0	0	0	6	Knudson, Chris	0	0	0	0	0	0
9	Goodwin, David	1	0	2	3	0	0	9	Wood, Connor	0	0	0	0	0	0
10	Biro, Brandon	0	0	0	0	+1	-1	10	Saliba, Sam	1	2	5	8	0	0
11	Hamilton, Trevor	0	0	0	0	0	0	11	Holland, Rhet	0	0	0	0	+1	+1
12	Richard, Dylan	1	0	0	1	0	0	13	Sanford, Brenna	0	0	1	1	-1	-1
13	Polyshch, Nikita	0	0	0	0	0	0	14	Pavelek, Dylan	0	0	0	0	0	0
14	Suace, Nate	4	0	1	5	+2	-2	15	Hirose, Taro	0	0	1	1	0	0
17	Sturtz, Andrew	1	1	3	5	+1	-1	16	Gatt, Carson	0	0	1	1	+1	+1
18	Murray, Brett	0	0	0	0	0	0	17	Cox, Joe	1	0	0	1	0	-2
19	Hamilton, Derian	0	0	0	0	0	0	18	Murray, Brett	0	0	0	0	0	0
20	Autio, Erik	0	2	1	3	+2	-2	19	Appleton, Mason	0	1	2	3	0	0
21	DeBosa, Ricky	1	1	0	2	0	0	20	Haas, William	0	1	2	3	0	0
23	Gober, Blake	0	0	0	0	0	0	21	DeBosa, Ricky	0	0	0	0	0	0
24	Pedrie, Vince	0	1	2	3	+2	-2	22	Cox, Joe	0	0	0	0	0	0
25	Smirnov, Denis	1	2	0	3	-1	-1	23	Elliott, Mitch	0	0	1	1	-2	-2
28	Marsh, Alec	0	1	0	1	0	0	55	Khodorenko, Pat	0	0	0	0	+1	+1
33	Furkey, Chris	0	0	0	0	0	0	57	Rodriguez, Jerald	0	0	0	0	-1	-1
Totals		13	11	11	35	+9	-9	71	Lambdin, Logan	0	1	1	2	0	0
								41	Wright, Spencer	0	0	0	0	0	0
								31	Lethemon, John	1	1	2	4	-9	-9

GOALTENDERS

#	Pen State	Dec	Min	GA	1	2	3	Saves	#	Michigan State	Dec	Min	GA	1	2	3	Saves
31	Jones, Peyton	W	59:55	1	4	8	10	22	45	Minney, Ed	L	60:00	4	10	11	10	31
EMPTY NET									EMPTY NET								

PENALTY SUMMARY

Prd	Player	Team	Min/Offense	Time	Prd	Player	Team	Min/Offense	Time
1st	TEAM	MSU	2 Too Many Players On Ice	06:38 PP	2nd	TEAM	MSU	2 Too Many Players On Ice	15:43 PP
1st	Smirnov, Denis	MSU	2 Cross-Checking	07:20	3rd	Gober, Blake	PSU	2 Holding	02:20 PP
1st	Smirnov, Denis	MSU	2 Cross-Checking	11:38 PP	3rd	Cox, Joe	MSU	2 Holding	02:20 PP
1st	Sanford, Brenna	MSU	2 Interference	14:30 PP	3rd	DeBosa, Ricky	PSU	2 Cross-Checking	02:20 PP
1st	Elliott, Mitch	MSU	2 Interference	14:30 PP	3rd	Appleton, Mason	MSU	2 Cross-Checking	02:20 PP
1st	Marsh, Alec	PSU	2 Cross-Checking	17:40 PP	3rd	Berger, Chase	PSU	2 Boarding	02:20 PP
2nd	Smirnov, Denis	MSU	2 Boarding	01:22 PP	3rd	Rodriguez, Jerald	MSU	2 Boarding	18:20 PP
2nd	Sanford, Brenna	MSU	2 Holding The Stick	03:13	3rd	Hamilton, Trevor	PSU	2 Holding The Stick	19:00 PP
Totals					Totals				

Win-Jones, Peyton (18-6-2). Loss-Minney, Ed (5-13-2).

Referee's signature

#11 PENN STATE #16 Wisconsin

#11 PENN STATE #16 Wisconsin

Hockey Game Box Score (Final)

#16 Wisconsin vs #11 Penn State (03/03/2017 at University Park, Pa)

Wisconsin (19-11-1, 12-5-0 B1G) vs. Penn State (20-9-2, 9-7-1 B1G)
 Date: 03/03/2017 • Location: University Park, Pa. • Arena: Pegula Ice Arena
 Attendance: 6043 • Start time: 7:07 PM • End time: 9:35 PM • Total time: 2:28

Prd	Time	Team	Scored by	Assists	Vis. on ice	Home on ice	Goals by Period				
1	2	3	Tot	+	-		1	2	3	Tot	
1	09:10	WV	EV Will Johnson/9	Ryan Wagner/8 Cabin McGaughey/7	17,13,7,19,3	10,21,11,13	1	0	0	0	0
2	14:12	WV	PP Sturtz, Andrew/20	Autio, Erik/12 Cabin McGaughey/7	26,34,10,9	16,24,26,25,12	0	0	0	0	0
3	20:04	WV	EV Seamus Maloney/10	Autio, Erik/12 Cabin McGaughey/7	18,23,3,7,12	10,12,26,22	0	0	0	0	0
4	23:18	WV	EV Jason Ford/4	Jake Linhart/16	21,30,17,10	21,6,8,28,22	0	0	0	0	0
5	29:17	WV	EV Suace, Nate/14	Corbin McGaughey/7 Cabin McGaughey/7	6,9,10,27,24	14,21,13,29	0	0	0	0	0
6	29:38	PSU	EV Sturtz, Andrew/21	Hamilton, Trevor/18 Berger, Chase/18	23,7,12,18,3	14,28,31,21	0	0	0	0	0



PENN STATE HOCKEY

2016-17 PENN STATE HOCKEY

2016-17 BOX SCORES

#11 PENN STATE 2 - 3 Michigan



#11 PENN STATE 0 - 4 Michigan



Hockey Game Box Score (Final) #11 Penn State vs Michigan (Mar 10, 2017 at Ann Arbor MI)

Penn State (21-10-2 (10-8-1-0)) vs. Michigan (12-18-3 (5-12-2-2))
Date: Mar 10, 2017 • Location: Ann Arbor MI • Arena: Yost Ice Arena
Attendance: 5396 • Start time: 7:30 PM • End time: 9:45 PM • Total time: 2:15

Prd	Time	Team	Scored by	Assists	Vis.	On ice	Home on ice	Goals by Period
1	1st 19:59	PSU	EV Myllari, Kris/7	Sucese, Nate/16	4	10,11,17	12,13,20,21,5	Team 1 2 3 Tot PSU 1 0 0 2 MICH 0 0 0 0
2	2nd 03:06	MICH	EV Tony Calderone/13	Biro, Brandon/10 Cooper Marody/8	9	14,11,25,4	17,21,20,23,3	Team 1 2 3 Tot PSU 1 0 0 2 MICH 0 1 2 3
3	2nd 15:09	PSU	EV Thompson, David/4	Nolan De Jong/10 Sturtz, Andrew/10	22	16,6,28,8	20,17,23,27	Team 1 2 3 Tot PSU 14 10 13 37 MICH 6 5 6 17
4	3rd 02:23	MICH	EV Tony Calderone/14	Berger, Chase/20 Cooper Marody/9	25	14,11,9,4	17,23,20,37	Team 1 2 3 Tot PSU 14 10 13 37 MICH 6 5 6 17
5	3rd 05:25	MICH	EV Brendan Warren/4	James Sanchez/7	13	21,7,22,6	11,5,4,12,27	Team 1 2 3 Tot PSU 14 10 13 37 MICH 6 5 6 17

TEAM SUMMARY						Power Play Goals-Att (Sh)					
#	Pen State	G	A	PI	Sh +/- BI	#	Michigan	G	A	PI	Sh +/- BI
1	Myllari, Kris	1	0	0	2 - 1 - 3	2	Luke Martin	0	0	0	0 - 1 - 0
6	Gobetz, James	0	0	0	1 - 0 - 0	3	Joseph Ceconi	0	0	0	0 - 2 - 2
7	Robinson, James	0	0	0	2 - 1 - 0	4	Cutter Martin	0	0	0	1 - 1 - 2
8	Berger, Chase	0	0	1	0 - 1 - 1	5	Griffin Luce	0	0	0	0 - 0 - 1
9	Goodwin, David	0	0	1	2 - 0 - 0	6	Sam Piazza	0	0	0	2 - 0 - 5
10	Biro, Brandon	0	0	0	1 - 2 - 0	7	Will Lockwood	0	0	0	5 - 0 - 0
11	Hamilton, Trevor	0	0	0	2 - 1 - 4	8	Brendan Warren	1	0	0	1 - 1 - 1
12	Richard, Dylan	0	0	0	0 - 1 - 0	9	James Sanchez	0	1	0	1 - 0 - 3
13	Pavlychev, Nikita	0	0	2	3 - 1 - 1	10	Jake Staker	0	0	0	1 - 1 - 0
14	Sucese, Nate	0	1	0	2 - 0 - 0	11	Nick Pastujow	0	0	0	0 - 0 - 0
15	Sturtz, Andrew	0	1	0	5 - 1 - 0	12	Evan Allen	0	0	0	2 - 0 - 0
16	Saar, Zach	0	0	2	2 - 1 - 0	13	Nolan De Jong	2	0	0	2 - 1 - 1
17	Autio, Erik	0	0	2	2 - 1 - 0	14	Tony Calderone	2	0	0	2 - 0 - 0
18	DeRosa, Ricky	0	0	0	1 - 1 - 1	15	Cooper Marody	0	2	0	0 - 0 - 0
19	DeRosa, Ricky	0	0	0	2 - 0 - 0	16	Nolan De Jong	0	2	0	0 - 0 - 0
20	Thompson, David	0	0	0	2 - 0 - 0	17	Alex Kile	0	0	0	2 - 1 - 0
21	DeRosa, Ricky	0	0	0	3 - 0 - 3	18	Max Stuart	0	0	0	1 - 0 - 0
22	Thompson, David	0	0	0	2 - 0 - 0	19	Nicholas Boka	0	0	0	0 - 0 - 1
23	Smirnov, Denis	0	0	0	2 - 0 - 0	20	Jack Lafontaine	0	0	0	0 - 0 - 0
24	Marsh, Alec	0	0	0	3 - 1 - 0	21	Jack Lafontaine	0	0	0	0 - 0 - 0
25	Marsh, Alec	0	0	0	3 - 1 - 0	22	Jack Lafontaine	0	0	0	0 - 0 - 0
26	Marsh, Alec	0	0	0	3 - 1 - 0	23	Jack Lafontaine	0	0	0	0 - 0 - 0
27	Marsh, Alec	0	0	0	3 - 1 - 0	24	Jack Lafontaine	0	0	0	0 - 0 - 0
28	Marsh, Alec	0	0	0	3 - 1 - 0	25	Jack Lafontaine	0	0	0	0 - 0 - 0
29	Marsh, Alec	0	0	0	3 - 1 - 0	26	Jack Lafontaine	0	0	0	0 - 0 - 0
30	Furkey, Chris	0	0	0	3 - 1 - 0	27	Jack Lafontaine	0	0	0	0 - 0 - 0
Totals		2	4	4	37 - 5 - 14	35	Zach Nagelvoort	3	4	8	17 - 5 - 22

GOALTENDERS						PENALTY SUMMARY											
#	Pen State	Dec	Min	GA	1 2 3 Saves	#	Michigan	Dec	Min	GA	1 2 3 Saves						
31	Jones, Peyton	L	58:18	3	6	4	4	14	30	Hayden Lavigne	W	59:55	2	13	9	13	35
	EMPTY NET		1:42	0	0	0	0	0		EMPTY NET		0:05	0	0	0	0	0

Win-Hayden Lavigne (6-6-1). Loss-Jones, Peyton (19-8-2).
Referee's signature

Hockey Game Box Score (Final) #11 Penn State vs Michigan (Mar 11, 2017 at Ann Arbor MI)

Penn State (21-11-2 (10-9-1-0)) vs. Michigan (13-18-3 (6-12-2-2))
Date: Mar 11, 2017 • Location: Ann Arbor MI • Arena: Yost Ice Arena
Attendance: 5800 • Start time: 7:30 PM • End time: 9:55 PM • Total time: 2:25

Prd	Time	Team	Scored by	Assists	Vis.	On ice	Home on ice	Goals by Period
1	1st 12:06	MICH	EV Adam Winborg/7	Will Lockwood/10 Joseph Ceconi/6	13	21,7,22,6	18,10,21,39	Team 1 2 3 Tot PSU 0 0 0 0 MICH 0 1 0 1
2	3rd 01:37	MICH	PP Tony Calderone/15	Will Lockwood/11 Adam Winborg/8	8	16,6,4,11	17,18,13,21,30	Team 1 2 3 Tot PSU 0 0 0 0 MICH 0 1 0 1
3	3rd 16:47	MICH	EV Adam Winborg/8	Joseph Ceconi/7 Will Lockwood/12	17	10,14,21	18,13,10,21,39	Team 1 2 3 Tot PSU 0 0 0 0 MICH 0 2 0 2
4	3rd 18:27	MICH	EN Nicholas Boka/2	-	7	28,8,17,16,4	27,13,15,12	Team 1 2 3 Tot PSU 0 0 0 0 MICH 0 2 0 2

TEAM SUMMARY						Power Play Goals-Att (Sh)					
#	Pen State	G	A	PI	Sh +/- BI	#	Michigan	G	A	PI	Sh +/- BI
4	Myllari, Kris	0	0	0	4 - 2 - 3	2	Luke Martin	0	0	0	2 - 0 - 0
6	Gobetz, James	0	0	0	1 - 0 - 0	3	Joseph Ceconi	0	2	0	1 - 2 - 0
7	Robinson, James	0	0	1	2 - 0 - 0	4	Cutter Martin	0	2	0	2 - 1 - 0
8	Berger, Chase	0	0	0	3 - 1 - 0	5	Griffin Luce	0	4	0	4 - 0 - 1
9	Goodwin, David	0	0	0	6 - 0 - 0	6	Sam Piazza	0	3	0	0 - 0 - 0
10	Biro, Brandon	0	0	0	2 - 1 - 0	7	Brendan Warren	0	0	0	0 - 0 - 0
11	Hamilton, Trevor	0	0	0	4 - 1 - 2	8	James Sanchez	0	0	0	1 - 1 - 1
12	Richard, Dylan	0	0	0	0 - 1 - 0	9	Jake Staker	0	0	0	2 - 1 - 1
13	Pavlychev, Nikita	0	0	0	3 - 1 - 0	10	Evan Allen	0	0	0	1 - 1 - 0
14	Sucese, Nate	0	0	0	2 - 0 - 0	11	Tony Calderone	1	0	0	3 - 0 - 2
15	Sturtz, Andrew	0	0	0	4 - 4 - 1	12	Adam Winborg	2	1	0	4 - 2 - 1
16	Saar, Zach	0	0	0	2 - 2 - 0	13	Cooper Marody	0	0	0	1 - 0 - 1
17	Autio, Erik	0	0	0	2 - 0 - 2	14	Nolan De Jong	0	0	0	2 - 0 - 2
18	DeRosa, Ricky	0	0	0	1 - 1 - 1	15	Alex Kile	0	0	0	2 - 0 - 0
19	DeRosa, Ricky	0	0	0	1 - 1 - 2	16	Kevin Loban	0	0	0	0 - 0 - 0
20	Thompson, David	0	0	0	4 - 0 - 0	17	Max Stuart	0	0	0	0 - 0 - 1
21	DeRosa, Ricky	0	0	0	5 - 0 - 0	18	Nicholas Boka	1	0	0	1 - 1 - 3
22	Thompson, David	0	0	0	2 - 0 - 0	19	Dexter Dances	0	0	0	2 - 0 - 2
23	Smirnov, Denis	0	0	0	2 - 0 - 0	20	TEAM	0	0	0	0 - 0 - 0
24	Marsh, Alec	0	0	0	2 - 0 - 0	21	TEAM	0	0	0	0 - 0 - 0
25	Marsh, Alec	0	0	0	2 - 0 - 0	22	TEAM	0	0	0	0 - 0 - 0
26	Marsh, Alec	0	0	0	2 - 0 - 0	23	TEAM	0	0	0	0 - 0 - 0
27	Marsh, Alec	0	0	0	2 - 0 - 0	24	TEAM	0	0	0	0 - 0 - 0
28	Marsh, Alec	0	0	0	2 - 0 - 0	25	TEAM	0	0	0	0 - 0 - 0
29	Marsh, Alec	0	0	0	2 - 0 - 0	26	TEAM	0	0	0	0 - 0 - 0
30	Furkey, Chris	0	0	0	2 - 0 - 0	27	TEAM	0	0	0	0 - 0 - 0
Totals		0	0	12	46 - 16 - 9	30	Hayden Lavigne	4	6	12	23 - 1 - 21

GOALTENDERS						PENALTY SUMMARY											
#	Pen State	Dec	Min	GA	1 2 3 Saves	#	Michigan	Dec	Min	GA	1 2 3 Saves						
31	Jones, Peyton	L	59:00	3	6	6	7	19	35	Zach Nagelvoort	W	60:00	0	14	22	10	46
	EMPTY NET		1:00	1	0	0	0	0		EMPTY NET		0:00	0	0	0	0	0

Win-Zach Nagelvoort (6-5-1). Loss-Jones, Peyton (19-9-2).
Referee's signature

#15 PENN STATE 4 - 1 Michigan



#15 PENN STATE 3 - 5 Minnesota



Hockey Game Box Score (Final) Michigan vs Penn State (Mar 16, 2017 at Detroit, Mich.)

Michigan (13-19-3) vs. Penn State (22-11-2)
Date: Mar 16, 2017 • Location: Detroit, Mich. • Arena: Joe Louis Arena
Attendance: 3387 • Start time: 8:02 pm • End time: 10:29 pm • Total time: 2:27

Prd	Time	Team	Scored by	Assists	Vis.	On ice	Home on ice	Goals by Period
1	1st 10:50	PSU	PP Folkes, Liam/4	Biro, Brandon/11 Autio, Erik/14	21	11,12,3	26,20,14,24	Team 1 2 3 Tot MICH 0 1 0 1 PSU 3 1 0 4
2	1st 13:24	PSU	EV Sucese, Nate/15	Smirnov, Denis/27 DeRosa, Ricky/7	12	10,13,11	14,25,14,22	Team 1 2 3 Tot MICH 0 1 0 1 PSU 3 1 0 4
3	1st 19:31	PSU	EV Goodwin, David/11	Marsh, Alec/4 Pedrie, Vince/20	11	11,11,12,13	9,28,20,8,24	Team 1 2 3 Tot MICH 0 1 0 1 PSU 3 1 0 4
4	2nd 01:03	PSU	EV Pedrie, Vince/8	Sucese, Nate/17	20	17,4,21	24,14,4,25,20	Team 1 2 3 Tot MICH 0 1 0 1 PSU 3 1 0 4
5	2nd 10:19	MICH	PP James Sanchez/6	Tony Calderone/3 Cooper Marody/10	12	10,10,6,18	24,20,10,12	Team 1 2 3 Tot MICH 0 1 0 1 PSU 3 1 0 4

TEAM SUMMARY						Power Play Goals-Att (Sh)					
#	Michigan	1	2	3	Tot +/- BI	#	Pen State	1	2	3	Tot +/- BI
2	Luke Martin	0	0	0	0 - 0 - 2	4	Myllari, Kris	0	1	0	1 - 0 - 1
3	Joseph Ceconi	0	0	0	0 - 0 - 0	5	Cutter Martin	0	0	0	0 - 0 - 1
4	Cutter Martin	0	2	4	1 - 0 - 0	6	Gobetz, James	0	0	0	0 - 1 - 1
5	Griffin Luce	0	0	0	0 - 0 - 0	7	Robinson, James	0	0	0	0 - 0 - 0
6	Sam Piazza	1	0	0	1 - 0 - 1	8	Berger, Chase	0	1	2	3 - 1 - 1
10	Will Lockwood	0	0	0	0 - 0 - 0	9	Goodwin, David	0	1	3	2 - 0 - 0
11	Brendan Warren	0	1	2	1 - 2 - 1	10	Biro, Brandon	0	0	1	0 - 1 - 0
12	Richard, Dylan	0	0	0	0 - 0 - 0	11	Hamilton, Trevor	0	0	3	0 - 3 - 0
13	Pavlychev, Nikita	0	0	0	1 - 0 - 0	12	Richard, Dylan	0	0	1	0 - 2 - 0
14	Sucese, Nate	0	0	0	1 - 0 - 0	13	Pavlychev, Nikita	0	1	0	0 - 1 - 0
15	Sturtz, Andrew	0	0	0	2 - 0 - 0	14	Sucese, Nate	3	0	0	3 - 0 - 0
16	Saar, Zach	0	0								



2016-17 BOX SCORES

#15 PENN STATE 2 | #18 Wisconsin 1

GAME
38

Hockey Game Box Score (Final)
Penn State vs Wisconsin (Mar 18, 2017 at Detroit, Mich.)

Penn State (24-11-2) vs. Wisconsin (20-15-1)
Date: Mar 18, 2017 • Location: Detroit, Mich. • Arena: Joe Louis Arena
Attendance: 5601 • Start time: 8:02 pm • End time: 11:50 pm • Total time: 3:48

Prd	Time	Team	Scored by	Assists	Vis. on ice	Home on ice	Goals by Period
Team	1	2	3	OT	O2	Tot	Team
1.	1st 15:37	PSU	EV Folkes, Liam/5	Biro, Brandon/12 Myllari, Kris/7	26,10,11,14	25,10,6,13,19	PSU 1 0 0 0 1 2
2.	3rd 11:45	UW	PP Matt Ustaski/6	Luke Kunin/16 Cameron Hughes/25	11,4,13,21	27,9,19,10,34	UW 0 0 1 0 0 1
3.	O2 06:43	PSU	EV Folkes, Liam/6	Biro, Brandon/13 Thompson, David/3	26,10,22,12	15,22,21,325	PSU 8 9 5 8 5 35
							UW 7 8 18 12 7 52

TEAM SUMMARY	
#	Pen State
4	Myllari, Kris
6	Gobetz, James
7	Robinson, James
8	Berger, Chase
9	Goodwin, David
10	Biro, Brandon
11	Hamilton, Trevor
12	Richard, Dylan
13	Favchev, Nikita
14	Suose, Nate
15	Sturtz, Andrew
20	Autio, Erik
21	DeRosa, Ricky
22	Thompson, David
24	Pedrie, Vince
25	Smirnov, Denis
26	Folkes, Liam
28	Marsh, Alec
30	Frischman, Matt
33	Funkley, Chris
Totals	2 4 6 35 +1 21

#	Wisconsin
3	Corbin McGuire
6	Peter Tschke
9	Luke Kunin
10	Jake Linhart
12	Grant Besse
13	Ryan Wagner
14	JD Greenway
15	Matthew Freytag
17	Will Johnson
18	Seamus Malone
19	Cameron Hughes
21	Jason Ford
22	Max Zimmer
23	Aidan Cavallini
25	Cullen Hurlley
26	Tim Davison
27	Matt Ustaski
35	John Bonamusi
Totals	1 2 2 82 -10 26

Prd	Team	Power Play Goals-Ant (SH)
Prd	PSU	UW
1st	0-1 (2)	0-0 (0)
2nd	0-0 (0)	0-1 (0)
3rd	0-0 (0)	1-1 (2)
OT	0-0 (0)	0-1 (0)
O2	0-0 (0)	0-0 (0)
Total	0-1 (2)	1-3 (2)

PENALTIES-MINUTES by Prd		
Prd	PSU	UW
1st	0-0	1-2
2nd	1-2	0-0
3rd	1-2	0-0
OT	1-2	0-0
O2	0-0	0-0
Total	3-6	1-2

Three stars:
1. None
2. None
3. None

Officials:
Referee: Colin Kronforst
Referee: Barry Podhmar
Linesman: Nick Bradshaw
Linesman: Jonathan Morrison
Scorer: BIG Staff

GOALTENDERS

#	Pen State	Dec	Min	GA	1	2	3	OT	O2	Saves
31	Jones, Peyton	W	66:43	1	7	8	17	12	7	51

#	Wisconsin	Dec	Min	GA	1	2	3	OT	O2	Saves
1	Jack Berry	OTL	66:43	2	7	9	5	8	4	33

PENALTY SUMMARY

Prd	Player	Team	Min/Offense	Time	Prd	Player	Team	Min/Offense	Time	
1st	Cameron Hughes	UW	2 Goaltender Interferen	13:33	PP	3rd	Autio, Erik	PSU	2 Tripping	11:20
2nd	Robinson, James	PSU	3 Boarding	01:10	PP	OT	Favchev, Nikita	PSU	2 Interference	15:15

Win-Jones, Peyton (22-9-2). Loss-Jack Berry (11-8-1).

Referee's signature

NCAA MIDWEST REGIONAL: No. 3 Penn State vs. No. 2 Union College (NY)



PENN STATE HOCKEY

2016-17 PENN STATE HOCKEY



PENN STATE RECORD BOOK

@PennStateMHKY PennStateMensHockey





CAREER SCORING RECORDS

POINTS

1	David Goodwin	2013-pres.	126
2	Casey Bailey	2012-15	80
3	Eric Scheid	2013-16	77
4	Dylan Richard	2013-pres.	75
5	David Glen	2012-16	69
6	Taylor Holstrom	2012-15	67
7	Andrew Sturtz	2015-pres.	61
8	Luke Juha	2012-16	60
9	Chase Berger	2015-pres.	58
10	Curtis Loik	2012-16	56

GOALS

1	Casey Bailey	2012-15	45
2	David Goodwin	2013-pres.	44
3	Andrew Sturtz	2015-pres.	39
4	Eric Scheid	2013-16	38
5	Dylan Richard	2013-pres.	30
6	David Glen	2012-16	29
7	Tommy Olczyk	2012-16	27
8	Curtis Loik	2012-16	25
9	Taylor Holstrom	2012-15	24
	Chase Berger	2015-pres.	24
11	Ricky DeRosa	2013-pres.	18

ASSISTS

1	David Goodwin	2013-pres.	82
2	Dylan Richard	2013-pres.	45
	Luke Juha	2012-16	45
4	Taylor Holstrom	2012-15	43
	David Glen	2012-16	40
6	Eric Scheid	2013-16	39
7	Erik Autio	2014-pres.	38
8	Vince Pedrie	2015-pres.	35
	Casey Bailey	2012-15	35
10	Chase Berger	2015-pres.	34
	Kenny Brooks	2012-16	34

GAME-WINNING GOALS

1	Tommy Olczyk	2012-16	7
	David Goodwin	2013-pres.	7
3	Andrew Sturtz	2015-pres.	6
	Eric Scheid	2013-16	6
	Ricky DeRosa	2013-pres.	6
	Dylan Richard	2013-pres.	6
7	Zach Saar	2013-pres.	4
	Denis Smirnov	2016-pres.	4
8	Taylor Holstrom	2012-15	3
	David Glen	2012-16	3
	Curtis Loik	2012-16	3

POWER-PLAY GOALS

1	Casey Bailey	2012-15	13
2	Dylan Richard	2013-pres.	11
3	David Goodwin	2013-pres.	10
4	Luke Juha	2012-16	9
	Chase Berger	2015-pres.	9
6	Andrew Sturtz	2015-pres.	7
7	Taylor Holstrom	2012-15	6
	Eric Scheid	2013-16	6
	Curtis Loik	2012-16	6
10	Max Gardiner	2012-15	5
	David Glen	2012-16	5

SHORT-HANDED GOALS

1	Andrew Sturtz	2015-pres.	5
2	Tommy Olczyk	2012-16	4
	Eric Scheid	2013-16.	4
4	Dylan Richard	2013-pres.	3
5	Taylor Holstrom	2012-15	2
	David Glen	2012-16	2
7	Nate Sucese	2016-pres.	1
	10 others tied		

SHOTS

1	Casey Bailey	2012-15	454
2	David Goodwin	2013-pres.	392
3	David Glen	2012-16	356
4	Curtis Loik	2012-16	347
5	Eric Scheid	2013-16.	334
6	Tommy Olczyk	2012-16	317
7	Kenny Brooks	2012-16	293
8	Vince Pedrie	2015-pres.	281
9	Andrew Sturtz	2015-pres.	257
10	Chase Berger	2015-pres.	244

POINTS BY A DEFENSEMAN

1	Luke Juha	2012-16	60
2	Vince Pedrie	2015-pres.	51
3	Erik Autio	2014-pres.	44
4	Kevin Kerr	2015-pres.	32
5	Connor Varley	2012-16	31
6	Nate Jensen	2012-15	29
7	Trevor Hamilton	2016-pres.	26
	David Thompson	2013-pres.	26
9	Patrick Koudys	2013-15	15
10	Kris Myllari	2016-pres.	14

GOALS BY A DEFENSEMAN

1	Vince Pedrie	2015-pres.	16
2	Luke Juha	2012-16	15
3	Connor Varley	2012-16	8
4	Kris Myllari	2016-pres.	7
	Nate Jensen	2012-15	7
	David Thompson	2013-pres.	7
7	Erik Autio	2014-pres.	6
	Trevor Hamilton	2016-pres.	6
9	Kevin Kerr	2015-pres.	5
10	Mark Yanis	2012-14	4
	Mike Williamson	2013-16	3
	Patrick Koudys	2013-15	3

ASSISTS BY A DEFENSEMAN

1	Luke Juha	2012-16	45
2	Erik Autio	2014-pres.	38
3	Vince Pedrie	2015-pres.	35
4	Kevin Kerr	2015-pres.	27
5	Connor Varley	2012-16	23
6	Nate Jensen	2012-15	22
7	Trevor Hamilton	2016-pres.	20
8	David Thompson	2013-pres.	19
9	Patrick Koudys	2013-15	13
10	Mark Yanis	2012-14	8
	Peter Sweetland	2012-15	8



CASEY BAILEY



ANDREW STURTZ

NCAA MIDWEST REGIONAL: No. 3 Penn State vs. No. 2 Union College (NY)

All records during NCAA Division I era only



PENN STATE HOCKEY

2016-17 PENN STATE HOCKEY

CAREER MISCELLANEOUS & GOALTENDING RECORDS

GAMES PLAYED BY SKATERS

1	David Goodwin	2013-pres.	145
2	Ricky DeRosa	2013-pres.	137
3	Tommy Olczyk	2012-16	132
4	Curtis Loik	2012-16	124
5	David Glen	2012-16	122
6	Kenny Brooks	2012-16	120
7	Dylan Richard	2013-pres.	119
	Connor Varley	2012-16	119
9	David Thompson	2013-pres.	113
10	Erik Autio	2014-pres.	106

PLUS-MINUS (Minimum 30 games)

1	Andrew Sturtz (72)	2015-pres.	+33
2	Vince Pedrie (69)	2015-pres.	+28
3	Chase Berger (75)	2015-pres.	+26
4	Denis Smirnov (37)	2016-pres.	+23
5	Nate Sucese (36)	2016-pres.	+16
	Erik Autio (106)	2014-pres.	+16
7	David Goodwin (145)	2013-pres.	+14
	David Glen (122)	2012-16	+14
9	Luke Juha (104)	2012-16	+13
10	Derian Hamilton (37)	2015-pres.	+10

PENALTIES

1	Zach Saar	2013-pres.	57
	Kenny Brooks	2012-16	57
3	David Glen	2012-16	53
4	Casey Bailey	2012-15	44
5	Connor Varley	2012-16	39
6	David Goodwin	2013-pres.	33
7	Ricky DeRosa	2013-pres.	29
8	Vince Pedrie	2015-pres.	28
9	Mark Yanis	2012-14	27
10	Patrick Koudys	2013-15	25

PENALTY MINUTES

1	David Glen	2012-16	169
2	Zach Saar	2013-pres.	141
3	Kenny Brooks	2012-16	111
4	Connor Varley	2012-16	100
5	Casey Bailey	2012-15	91
6	Mark Yanis	2012-14	73
7	David Goodwin	2013-pres.	70
8	Ricky DeRosa	2013-pres.	69
9	Patrick Koudys	2013-15	61
10	Vince Pedrie	2015-pres.	56

GAMES PLAYED BY GOALIES

1	Matthew Skoff	2012-16	77
2	Eamon McAdam	2013-16	45
3	Peyton Jones	2016-pres.	34
4	PJ Musico	2012-15	30
5	Chris Funkey	2015-pres.	8

GAMES STARTED BY GOALIES

1	Matthew Skoff	2012-16	73
2	Eamon McAdam	2013-16	43
3	Peyton Jones	2016-pres.	34
4	PJ Musico	2012-15	21

MINUTES PLAYED BY GOALIES

1	Matthew Skoff	2012-16	4420:36
2	Eamon McAdam	2013-16	2420:08
3	Peyton Jones	2016-pres.	2052:21
4	PJ Musico	2012-15	1415:02
5	Chris Funkey	2015-pres.	305:24

VICTORIES

1	Matthew Skoff	2012-16	32
2	Peyton Jones	2016-pres.	22
3	Eamon McAdam	2013-16	18
4	PJ Musico	2012-15	10
5	Chris Funkey	2015-pres.	2

SAVES

1	Matthew Skoff	2012-16	2,114
2	Eamon McAdam	2013-16	1,256
3	Peyton Jones	2016-pres.	840
4	PJ Musico	2012-15	695
5	Chris Funkey	2015-pres.	110

SHUTOUTS

1	Matthew Skoff	2012-16	3
2	Peyton Jones	2016-pres.	2
3	PJ Musico	2012-15	1
	Eamon McAdam	2013-pres.	1
	Chris Funkey	2015-pres.	1

GOALS-AGAINST AVERAGE (Min. 500 mins)

1	Peyton Jones	2016-pres.	2.51
2	Matthew Skoff	2012-16	2.88
3	PJ Musico	2012-15	3.31
4	Eamon McAdam	2013-16	3.57

SAVE PERCENTAGE (Minimum 500 minutes)

1	Matthew Skoff	2012-16	.909
2	Peyton Jones	2016-pres.	.907
3	Eamon McAdam	2013-16	.905
4	PJ Musico	2012-15	.899

RECORD

1	Peyton Jones	2016-pres.	.697 (22-9-2)
2	Matthew Skoff	2012-pres.	.500 (32-32-7)
2	Eamon McAdam	2013-pres.	.463 (18-21-2)
3	PJ Musico	2012-15	.404 (10-15-1)

POINTS BY GOALIES

1	Eamon McAdam	2013-16	4
2	Peyton Jones	2016-pres.	2

ASSISTS BY GOALIES

1	Eamon McAdam	2013-16	4
2	Peyton Jones	2016-pres.	2



PEYTON JONES



WELCOME TO HOCKEY VALLEY

PennStateMensHockey

@PennStateMHKY





SINGLE-SEASON SCORING RECORDS

GAME
38

NCAA MIDWEST REGIONAL: No. 3 Penn State vs. No. 2 Union College (NY)

POINTS

1	Denis Smirnov	2016-17	45
2	Casey Bailey	2014-15	40
3	David Goodwin	2015-16	38
4	David Goodwin	2016-17	36
5	David Goodwin	2014-15	34
	Andrew Sturtz	2016-17	34
7	Taylor Holstrom	2014-15	33
8	Chase Berger	2016-17	32
	Nate Sucese	2016-17	32
10	Vince Pedrie	2016-17	29
	Eric Scheid	2014-15	29

GOALS

1	Casey Bailey	2014-15	22
2	Andrew Sturtz	2016-17	21
3	Andrew Sturtz	2015-16	18
4	Denis Smirnov	2016-17	17
5	David Glen	2012-13	16
6	David Goodwin	2014-15	15
	Nate Sucese	2016-17	15
7	Casey Bailey	2012-13	14
	Eric Scheid	2014-15	14
9	Chase Berger	2015-16	13
	Eric Scheid	2015-16	13

ASSISTS

1	Denis Smirnov	2016-17	28
2	David Goodwin	2015-16	27
3	Taylor Holstrom	2014-15	26
4	David Goodwin	2016-17	25
5	Chase Berger	2016-17	21
	Vince Pedrie	2016-17	21
7	Trevor Hamilton	2016-17	20
8	Max Gardiner	2012-13	19
	David Goodwin	2014-15	19
10	Casey Bailey	2014-15	18

GAME-WINNING GOALS

1	David Goodwin	2014-15	4
	Ricky DeRosa	2015-16	4
	Denis Smirnov	2016-17	4
4	Taylor Holstrom	2012-13	3
	Eric Scheid	2014-15	3
	Dylan Richard	2014-15	3
	Andrew Sturtz	2015-16	3
	Tommy Olczyk	2015-16	3
	Andrew Sturtz	2016-17	3
	Vince Pedrie	2016-17	3

POWER-PLAY GOALS

1	Chase Berger	2016-17	6
	David Goodwin	2015-16	6
3	Andrew Sturtz	2016-17	5
	Casey Bailey	2014-15	5
	Dylan Richard	2015-16	5
6	Casey Bailey	2012-13	4
	Casey Bailey	2013-14	4
	Luke Juha	2013-14	4
	Eric Scheid	2013-14	4
	Scott Conway	2014-15	4

SHORT-HANDED GOALS

1	Eric Scheid	2015-16	3
	Andrew Sturtz	2015-16	3
3	Andrew Sturtz	2016-17	2
4	17 players with...		1

SHOTS

1	Casey Bailey	2014-15	211
2	Vince Pedrie	2016-17	163
3	Chase Berger	2016-17	142
4	Andrew Sturtz	2016-17	141
5	Casey Bailey	2013-14	130
6	Denis Smirnov	2016-17	122
7	Curtis Loik	2014-15	120
8	Vince Pedrie	2015-16	118
9	David Glen	2012-13	117
10	Andrew Sturtz	2015-16	116
	Eric Scheid	2015-16	116

POINTS BY A DEFENSEMAN

1	Vince Pedrie	2016-17	29
2	Trevor Hamilton	2016-17	26
3	Luke Juha	2015-16	24
4	Vince Pedrie	2015-16	22
5	Kevin Kerr	2015-16	17
	Erik Autio	2016-17	17
7	Erik Autio	2015-16	17
8	Kevin Kerr	2016-17	15
9	Luke Juha	2013-14	15
10	Kris Myllari	2016-17	14
	Luke Juha	2014-15	14

GOALS BY A DEFENSEMAN

1	Vince Pedrie	2015-16	8
	Vince Pedrie	2016-17	8
	Luke Juha	2015-16	8
4	Kris Myllari	2016-17	7
5	Trevor Hamilton	2016-17	6
6	Connor Varley	2012-13	4
	Mark Yanis	2012-13	4
	Luke Juha	2013-14	4
9	Nate Jensen	2013-14	3
	Kevin Kerr	2015-16	3

ASSISTS BY A DEFENSEMAN

1	Vince Pedrie	2016-17	21
2	Trevor Hamilton	2016-17	20
3	Luke Juha	2015-16	16
4	Erik Autio	2015-16	15
5	Vince Pedrie	2015-16	14
	Kevin Kerr	2015-16	14
	Erik Autio	2016-17	14
8	Kevin Kerr	2016-17	13
9	Luke Juha	2014-15	12
10	Luke Juha	2013-14	11

POINTS BY A FRESHMAN

1	Denis Smirnov	2016-17	45
2	Nate Sucese	2016-17	32
3	Casey Bailey	2012-13	27
	Andrew Sturtz	2015-16	27
5	Scott Conway	2014-15	26
	Chase Berger	2015-16	26
7	David Glen	2012-13	25
8	Vince Pedrie	2015-16	22
9	Alec Marsh	2015-16	21
10	David Goodwin	2013-14	18
	Brandon Biro	2016-17	18

GOALS BY A FRESHMAN

1	Andrew Sturtz	2015-16	18
2	Denis Smirnov	2016-17	17
3	David Glen	2012-13	16
4	Nate Sucese	2016-17	15
5	Casey Bailey	2012-13	14
6	Chase Berger	2015-16	13
7	Scott Conway	2014-15	10
8	Vince Pedrie	2015-16	8
9	David Goodwin	2013-14	7
	Alec Marsh	2015-16	7
	Kris Myllari	2016-17	7

ASSISTS BY A FRESHMAN

1	Denis Smirnov	2016-17	28
2	Nate Sucese	2016-17	17
3	Scott Conway	2014-15	16
4	Alec Marsh	2015-16	14
	Vince Pedrie	2015-16	14
	Kevin Kerr	2015-16	14
7	Casey Bailey	2012-13	13
	Chase Berger	2015-16	13
	Brandon Biro	2016-17	13
10	David Goodwin	2013-14	11
	Dylan Richard	2013-14	11



DENIS SMIRNOV



PENN STATE HOCKEY

2016-17 PENN STATE HOCKEY

f PennStateMensHockey

@PennStateMHKY

SINGLE-SEASON MISCELLANEOUS & GOALTENDING RECORDS

GAMES PLAYED BY SKATERS

1	David Goodwin	2015-16	38
	Chase Berger	2015-16	38
	Kenny Brooks	2015-16	38
	Tommy Olczyk	2015-16	38
	Ricky DeRosa	2015-16	38
6	Casey Bailey	2014-15	37
	Curtis Loik	2014-15	37
	Andrew Sturtz	2015-16	37
	Alec Marsh	2015-16	37
	Kevin Kerr	2015-16	37

GAMES PLAYED BY GOALIES

1	Peyton Jones	2016-17	34
2	Matthew Skoff	2013-14	23
3	Eamon McAdam	2015-16	22
4	Matthew Skoff	2012-13	18
	Matthew Skoff	2014-15	18
	Matthew Skoff	2015-16	18
7	PJ Musico	2014-15	13
8	Eamon McAdam	2014-15	12
9	PJ Musico	2012-13	10
	Eamon McAdam	2013-14	10

ASSISTS BY A GOALIE

1	Eamon McAdam	2015-16	3
2	Peyton Jones	2016-17	2
3	Eamon McAdam	2014-15	1

SHUTOUTS

1	Peyton Jones	2016-17	2
	Matthew Skoff	2012-13	2
3	PJ Musico	2012-13	1
	Matthew Skoff	2013-14	1
	Eamon McAdam	2015-16	1
	Chris Funkey	2016-17	1

PLUS-MINUS (Min. 50 pct. of team games)

1	Erik Autio	2016-17	+29
2	Vince Pedrie	2016-17	+24
3	Denis Smirnov	2016-17	+23
4	Andrew Sturtz	2016-17	+22
5	Dylan Richard	2016-17	+17
6	Luke Juha (33)	2015-16	+16
	Nate Sucese	2016-17	+16
8	David Goodwin (36)	2014-15	+13
	Chase Berger (38)	2015-16	+13
10	Andrew Sturtz (37)	2015-16	+11
	Casey Bailey (37)	2014-15	+11

GAMES STARTED BY GOALIES

1	Peyton Jones	2016-17	34
2	Matthew Skoff	2013-14	23
3	Eamon McAdam	2015-16	22
4	Matthew Skoff	2015-16	18
5	Matthew Skoff	2012-13	17
	Matthew Skoff	2014-15	17
7	Eamon McAdam	2014-15	11
8	PJ Musico	2012-13	10
	Eamon McAdam	2013-14	10
10	PJ Musico	2014-15	9

GOALS-AGAINST AVERAGE

1	Matthew Skoff	2012-13	2.48
2	Peyton Jones	2016-17	2.51
2	Matthew Skoff	2014-15	2.81
3	Matthew Skoff	2013-14	2.95
4	Eamon McAdam	2015-16	2.98
5	PJ Musico	2014-15	3.05
6	Eamon McAdam	2014-15	3.13
7	PJ Musico	2012-13	3.22
8	Matthew Skoff	2015-16	3.26
9	Eamon McAdam	2013-14	4.09

PENALTIES

1	David Glen	2012-13	23
2	Nikita Pavlychev	2016-17	22
3	David Glen	2013-14	20
	Zach Saar	2013-14	20
	Scott Conway	2014-15	20
6	Kenny Brooks	2015-16	18
7	Casey Bailey	2012-13	17
	Casey Bailey	2014-15	17

VICTORIES

1	Peyton Jones	2016-17	22
2	Eamon McAdam	2015-16	13
3	Matthew Skoff	2012-13	9
4	Matthew Skoff	2013-14	8
	Matthew Skoff	2015-16	8
6	Matthew Skoff	2014-15	7
7	PJ Musico	2014-15	6
8	Eamon McAdam	2014-15	5
9	PJ Musico	2012-13	4

SAVE PERCENTAGE

1	Matthew Skoff	2012-13	.921
2	Eamon McAdam	2015-16	.913
3	Eamon McAdam	2014-15	.910
4	PJ Musico	2014-15	.909
5	Matthew Skoff	2014-15	.907
	Peyton Jones	2016-17	.907
6	Matthew Skoff	2013-14	.906
7	Matthew Skoff	2015-16	.902
8	PJ Musico	2012-13	.899
9	Eamon McAdam	2013-14	.882

PENALTY MINUTES

1	David Glen	2013-14	62
2	David Glen	2012-13	57
3	Scott Conway	2014-15	51
4	Mark Yanis	2013-14	49
5	Kenny Brooks	2015-16	47
6	Nikita Pavlychev	2016-17	44
	Zach Saar	2016-17	44
6	Connor Varley	2012-13	43
	Zach Saar	2015-16	43
8	Connor Varley	2014-15	41

SAVES

1	Peyton Jones	2016-17	840
2	Matthew Skoff	2013-14	656
3	Eamon McAdam	2015-16	631
4	Matthew Skoff	2015-16	560
5	Matthew Skoff	2012-13	513
6	Matthew Skoff	2014-15	440
7	Eamon McAdam	2014-15	342
8	PJ Musico	2014-15	310
9	Eamon McAdam	2013-14	283
10	PJ Musico	2012-13	268

RECORD

1	Peyton Jones	2016-17	.697 (22-9-2)
2	Eamon McAdam	2015-16	.614 (13-8-1)
2	Matthew Skoff	2015-16	.594 (8-5-3)
3	Eamon McAdam	2014-15	.550 (5-4-1)
4	PJ Musico	2014-15	.542 (6-5-1)

All records during NCAA Division I era only

ANNUAL SCORING LEADERS

Year	Goals	Assists	Points	PPG	GWG	
2012-13	David Glen	16	Max Gardiner 19	Casey Bailey 27	Casey Bailey 4	Taylor Holstrom 3
2013-14	Eric Scheid	11	David Goodwin 11	Eric Scheid 20	Casey Bailey 4	Zach Saar 2
			Luke Juha, David Goodwin	Luke Juha, Eric Scheid		
2014-15	Casey Bailey	22	Taylor Holstrom 26	Casey Bailey 40	Casey Bailey 5	David Goodwin 4
2015-16	Andrew Sturtz	18	David Goodwin 27	David Goodwin 38	David Goodwin 6	Ricky DeRosa 4
2016-17	Andrew Sturtz	21	Denis Smirnov 28	Denis Smirnov 45	Chase Berger 6	Denis Smirnov 4

ANNUAL GOALTENDING LEADERS

Year	GAA	Save Percentage	Saves	Shutouts	Victories
2012-13	Matthew Skoff 2.48	Matthew Skoff .921	Matthew Skoff 513	Matthew Skoff 2	Matthew Skoff 9
2013-14	Matthew Skoff 2.95	Matthew Skoff .906	Matthew Skoff 656	Matthew Skoff 1	Matthew Skoff 8
2014-15	Matthew Skoff 2.81	Eamon McAdam .910	Matthew Skoff 440	n/a	Matthew Skoff 7
2015-16	Eamon McAdam 2.98	Eamon McAdam .913	Eamon McAdam 631	Eamon McAdam 1	Eamon McAdam 13
2016-17	Peyton Jones 2.51	Peyton Jones .907	Peyton Jones 840	Peyton Jones 2	Peyton Jones 22





TEAM RECORDS

SINGLE-SEASON RECORDS

Points	395	2016-17
Goals Scored	147	2016-17
Goals Scored/Gm.	3.97	2016-17
Fewest Goals Allowed	80	2012-13
Fewest Goals Allowed/Gm.	2.68	2016-17
Power-Play Goals	34	2016-17
Short-Handed Goals	12	2015-16
Assists	248	2016-17
Shots	1,659	2016-17
Shots/Gm.	44.8	2016-17
Penalties	191	2013-14
Penalty Minutes	443	2013-14
Wins	24	2016-17
Home Wins	14	2016-17
Road Wins	7	2016-17
Neutral Ice Wins	3	2015-16
		2016-17
Losses	26	2013-14
Home Losses	12	2013-14
Road Losses	11	2013-14
Neutral Ice Losses	4	2014-15
Overtime Games	7	2015-16
Overtime Wins	3	2015-16
		2016-17
Overtime Losses	3	2012-13
Best Winning Pct.	.676	2016-17
Worst Winning Pct.	.250	2013-14
Ties	4	2014-15
		2015-16
Saves	1,164	2015-16
Games Played	38	2015-16
Shutouts	3	2012-13
		2016-17

SINGLE-GAME TEAM RECORDS

Goals	.8	10/23/15 vs. AIC, 11/13/15 vs. Sacred Heart, 11/19/16 vs. Arizona State
Assists	.14	11/13/15 vs. Sacred Heart
Points	.22	11/13/15 vs. Sacred Heart
Shots	.67	11/13/15 vs. Sacred Heart
Fewest Shots	.18	3/13/15 at Minnesota
Most Shots Allowed	.57	3/12/16 at Michigan
Fewest Shots Allowed	.13	2/15/14 vs. Michigan State
Power-Play Goals	.5	11/13/15 vs. Sacred Heart
Short-Handed Goals	.1 (31 times)	last 2/24/17 at Michigan State
Penalties	.15	10/18/12 at Buffalo State
Penalty Minutes	.41	10/18/12 at Buffalo State
Largest Margin of Victory	.8	11/19/16 vs. Arizona State, 8-0
Saves	.52	3/20/14 vs. Michigan (Matthew Skoff)
Fewest Saves	.11	2/15/14 vs. Michigan State

TEAM GAME STREAKS

Unbeaten Streak	13 (12-0-1)	10/14/16	12/2/16
Home Unbeaten Streak	13 (12-0-1)	10/28/16	1/20/17
Road Unbeaten Streak	5 (3-0-2)	10/10/15	1/22/16
Winning Streak	11	10/22/16	12/2/16
Home Winning Streak	12	10/28/16	1/14/17
Road Winning Streak	4	2/10/17	2/25/17
Losing Streak	9	12/28/13	2/7/14
Home Losing Streak	8	11/14/13	2/7/14
Road Losing Streak	6	12/6/13	2/1/14
		2/13/15	3/14/15
Consecutive Goals	15	11/18/16	12/2/16
Shutout Streak	175:54	11/21/15	12/4/15

INDIVIDUAL STREAKS

Consecutive Games with a Point			
10	Denis Smirnov	10/6/16	11/11/16
	David Goodwin	1/21/17	2/25/17
Consecutive Games with a Goal			
4	David Goodwin	1/9/15	1/17/15
	Andrew Sturtz	2/20/16	3/11/16
	Andrew Sturtz	10/29/16	11/18/16

Consecutive Games with an Assist			
8	Trevor Hamilton	10/6/16	11/3/16

Consecutive Games with a Point (D)			
8	Trevor Hamilton	10/6/16	11/3/16

Consecutive Games with a Penalty			
6	Zach Saar	10/25/13	12/1/13

Shutout Streak (in Minutes)			
151:13	Matthew Skoff	1/26/13	2/9/13

All records during NCAA Division I era only



TREVOR HAMILTON



DAVID GOODWIN

NCAA MIDWEST REGIONAL: No. 3 Penn State vs. No. 2 Union College (NY)



PENN STATE HOCKEY

2016-17 PENN STATE HOCKEY

PennStateMensHockey

@PennStateMHKY



TEAM RECORDS

INDIVIDUAL GAME RECORDS

Goals3
David Glen (2/8/13 vs. Alabama Huntsville)	
Casey Bailey (1/9/15 vs. Ohio State)	
Tommy Olczyk (12/11/15 vs. Princeton)	
Denis Smirnov (11/18/16 vs. Arizona State)	
Assists3
18 times, last by Denis Smirnov	
(2/17/17 vs. Minnesota)	
Points4
7 times, last by David Goodwin	
(3/4/17 vs. Wisconsin)	
Shots13
Taylor Holstrom (2/27/15 at Ohio State)	
Penalties4
Mark Yanis (2/8/13 vs. Alabama Huntsville)	
Penalty Minutes17
George Saad (10/20/12 at RIT)	
David Glen (12/28/12 vs. Robert Morris)	
Connor Varley (1/25/13 at Michigan State)	

MISCELLANEOUS GAME RECORDS

Longest Game	93:33
4-3 (2OT) vs. Minnesota (3/17/17)	
Fastest Back-to-Back Goals	0:09
Richard, Berger (1/14/17 vs. MSU, 3rd)	
Fastest Back-to-Back Goals (Player)	1:09
Casey Bailey (1/9/15 vs. Ohio State, 3rd)	
Fastest Goal to Start a Period	0:10
Andrew Sturtz (12/4/15 vs. Michigan St., 2nd)	
Fastest Goal to Start a Game	0:13
Casey Bailey (1/5/13 at Connecticut, 1st)	
Largest Comeback in Victory3
5-4 (Down 4-1; 1/23/15 vs. Northern Michigan)	

TEAM PERIOD RECORDS

Goals5 (Three)
10/11/14 vs. UConn, 2nd	
10/26/14 vs. Holy Cross, 3rd	
11/19/16 vs. Arizona State, 1st	
Assists9
10/26/14 vs. Holy Cross, 3rd	
Points14
10/26/14 vs. Holy Cross, 3rd	
Shots31
10/28/16 vs. Canisius, 1st	
Shots Allowed23
2/24/13 at Wisconsin, 3rd	
Saves22
11/13/15 vs. Sacred Heart, 1st (E. McAdam)	
Penalties7
10/25/13 vs. RIT, 1st	
Penalty Minutes25
10/25/13 vs. RIT, 1st	
Margin of Goals5
11/19/16 vs. Arizona State, 1st (5-0)	
Goals Against5
3/11/16 at Michigan, 3rd	
Fewest Shots Allowed2
2/15/14 vs. Michigan State, 2nd	
3/15/16 vs. Wisconsin, 3rd	

INDIVIDUAL PERIOD RECORDS

Goals3
Casey Bailey (1/9/15 vs. Ohio State, 3rd)	
Assists2
27 times, last by Alec Marsh	
(2/12/16 at Michigan State, 1st)	
Points3
Casey Bailey (10/26/12 vs. Army, 2nd)	
Taylor Holstrom (10/11/14 vs. UConn, 2nd)	
Scott Conway (10/26/14 vs. Holy Cross, 3rd)	
Casey Bailey (1/9/15 vs. Ohio State, 3rd)	
David Goodwin (1/9/15 vs. Ohio State, 3rd)	
Curtis Loik (10/10/15 at Canisius, 1st)	
Andrew Sturtz (12/4/15 vs. Michigan St., 2nd)	
Vince Pedrie (2/19/16 vs. Ohio State, 2nd)	
Saves22
E. McAdam (11/13/15 vs. Sacred Heart, 1st)	
Penalties3
George Saad (10/20/12 at RIT, 3rd)	
Mark Yanis (12/1/13 at Union, 1st)	
Penalty Minutes17
George Saad (10/20/12 at RIT, 3rd)	

THE FIRST VARSITY ERA

Penn State sponsored varsity hockey for five seasons (1940-44, 1946-47) before dissolving due to limited facilities.

1940-41 (6-3-1)

Head Coach: Arthur Davis
Captain: George Wolbert

GOAL LEADERS

John Dufford	14
Penny Gates	7
Earl Johnson	5
George Wolbert	2
Mike Fedock	1

1941-42 (5-3-0)

Head Coach: Arthur Davis
Captain: Larry Lightbody

GOAL LEADERS

John Dufford	14
Ted Cauffman	6
Earl Johnson	6
Art Gladstone	3
Mike Fedock	1
Bert Anthony	1
T.J. Goodwin	1

1942-43 (2-2-0)

Head Coach: Arthur Davis
Captain: Ted Cauffman

GOAL LEADERS

Ted Cauffman	4
Fred Bernbaum	2
Don Steva	1
Bill Levy	1

1943-44 (0-2-0)

Head Coach: Arthur Davis
Captain: Art Gladstone

GOAL LEADERS

Art Gladstone	1
F. Rainear	1
C. Bair	1
R. Nelson	1

1946-47 (0-3-0)

Head Coach: James O'Hara
Captains: Fred Bernbaum, Art Gladstone

GOAL LEADERS


Fred Bernbaum	3
J. Egan	2
Ted Cauffman	1
R. Nelson	1

EARLY VARSITY GOAL LEADERS

1	John Dufford	1940-42	28
2	Earl Johnson	1940-42	11
	Ted Cauffman	1941-47	11
3	Penny Gates	1940-41	7
4	Fred Bernbaum	1942-47	5
5	Art Gladstone	1941-47	4



WELCOME TO HOCKEY VALLEY



4

KRIS MYLLARI
Fr. • D • 6-2 • 190
Kanata, Ontario



5

KEVIN KERR
So. • D • 6-0 • 195
Bensalem, Pa.




6

JAMES GOBETZ
Fr. • D • 6-2 • 210
St. James, N.Y.




7

JAMES ROBINSON
Jr. • F • 6-2 • 193
Cochrane, Alberta



8

CHASE BERGER
So. • F • 6-0 • 195
St. Louis, Mo.



9

DAVID GOODWIN
Sr. • F • 5-10 • 190
Des Peres, Mo.



10

BRANDON BIRO
Fr. • F • 5-11 • 160
Sherwood Park, Alberta




11

TREVOR HAMILTON
Jr. • D • 6-0 • 183
Grosse Pointe Farms, Mich.



12

DYLAN RICHARD
Sr. • F • 6-1 • 195
Sherwood Park, Alberta



13

NIKITA PAVLYCHEV
Fr. • F • 6-7 • 212
Yaroslavl, Russia



14

NATE SUCESE
Fr. • F • 5-8 • 174
Fairport, N.Y.



15

SEAN KOHLER
Fr. • F • 5-9 • 175
Oakville, Ontario



16

ANDREW STURTZ
So. • F • 5-8 • 185
Buffalo, N.Y.



17

ZACH SAAR
Sr. • F • 6-6 • 225
Richland, Mich.



18

BRETT MURRAY
Fr. • F • 6-5 • 222
Bolton, Ontario




19

DERIAN HAMILTON
So. • D • 6-1 • 175
Port McNeill, British Columbia



20

ERIK AUTIO
Jr. • D • 5-10 • 182
Espoo, Finland



21

RICKY DeROSA
Sr. • F • 6-1 • 189
Aston, Pa.



22

DAVID THOMPSON
Sr. • F • 6-2 • 209
Glen Mills, Pa.



23

BLAKE GOBER
Fr. • F • 5-8 • 179
Colleyville, Tx.



24

VINCE PEDRIE
So. • D • 6-0 • 190
Rochester, Minn.




25

DENIS SMIRNOV
Fr. • F • 5-10 • 185
Moscow, Russia



26

LIAM FOLKES
Fr. • F • 5-8 • 167
Scarborough, Ontario




27

MATT MENDELSON
So. • F • 5-10 • 170
Pittsburgh, Pa.



28

ALEC MARSH
So. • F • 5-10 • 200
Bridgewater, N.J.



30

MATT ERLICHMAN
Jr. • G • 5-11 • 180
Bedford, Pa.



31

PEYTON JONES
Fr. • G • 6-4 • 210
Langhorne, Pa.



33

CHRIS FUNKEY
So. • G • 5-10 • 175
Orland Park, Ill.

NCAA MIDWEST REGIONAL: No. 3 Penn State vs. No. 2 Union College (NY)