



# PENN STATE WOMEN'S VOLLEYBALL

## SEVEN-TIME NATIONAL CHAMPIONS

36 NCAA TOURNAMENT APPEARANCES | 16 BIG TEN TITLES

### 2017 SCHEDULE & RECORD

**Overall:** 0-0 (Home: 0-0, Away: 0-0, Neutral: 0-0)  
**Big Ten:** 0-0 (Home: 0-0, Away: 0-0)

#### AUGUST

West Virginia Invitational (Morgantown, W. Va.)		
25	vs. Tennessee-Martin	4:30 p.m.
26	vs. Delaware	10 a.m.
26	at West Virginia	7 p.m.

#### SEPTEMBER

Texas A&M Tournament (College Station, Texas)		
1	vs. Stanford	8:30 p.m.
2	at Texas A&M	6:30 p.m.
Big Ten/Pac-12 Challenge (Champaign, Ill.)		
8	vs. Colorado	5:30 p.m.
9	vs. Stanford	6 p.m.
Penn State Classic		
15	vs. YALE	7:30 p.m.
16	vs. WAKE FOREST	10 a.m.
17	vs. OHIO	4:00 p.m.
22	vs. NEBRASKA*#	8 p.m.
23	vs. IOWA*	7 p.m.
29	vs. ILLINOIS*	7:30 p.m.

#### OCTOBER

6	at Ohio State*#	TBA
7	at Maryland*	7 p.m.
13	vs. MICHIGAN STATE*#	7 p.m.
20	at Purdue*	8 p.m.
21	at Indiana*	7 p.m.
25	vs. WISCONSIN*#	7 p.m.
28	at Illinois*	7 p.m.

#### NOVEMBER

1	at Michigan State*#	
4	vs. RUTGERS*	7 p.m.
8	at Iowa*#	9 p.m.
11	vs. MARYLAND*	7 p.m.
15	at Indiana*	7:30 p.m.
18	at Rutgers*	7 p.m.
24	vs. PURDUE*	W, 3-0
25	vs. NORTHWESTERN*	W, 3-0
30-D2NCAA First/Second Rounds		TBA

#### DECEMBER

2 NCAA First/Second Rounds		TBA
8-9 NCAA Regionals		TBA
14-16 NCAA Championship		Kansas City, Mo.

Home matches played at Rec Hall in CAPS • All times Eastern and subject to change • \* Indicates Big Ten match • # Indicates TV match

### STRATEGIC COMMUNICATIONS

Women's Volleyball Contact: John Hanna  
 Email: jrh486@psu.edu  
 101-R Bryce Jordan Center  
 University Park, Pa. 16801

## WEEK 1: WEST VIRGINIA INVITATIONAL

Friday, Aug. 25 - Saturday, Aug. 26 | WVU Coliseum (Morgantown, W. Va.)

### #6 PENN STATE at WEST VIRGINIA INVITATIONAL

**No. 6 PENN STATE**  
 NITTANY LIONS  
**2016 Record:** 24-10  
**2016 Big Ten:** 14-6 (4th)  
**Head Coach:** Russ Rose  
**Record/Yrs:** 1,213-196/38

**TENNESSEE-MARTIN**  
 SKYHAWKS  
**2016 Record:** 9-22  
**Ohio Valley:** 5-11  
**First Meeting**  
**Head Coach:** Jaclynn Yocum

**DELAWARE**  
 BLUE HENS  
**2016 Record:** 16-16  
**CAA:** 8-8  
**Series Record:** PSU leads 3-0  
**Head Coach:** Sara Matthews

**WEST VIRGINIA**  
 MOUNTAINEERS  
**2016 Record:** 12-18  
**2016 Big 12:** 3-13  
**Series Record:** PSU leads 28-0  
**Head Coach:** Reed Sunahara

### FIRST SERVE

- » All six starters from the 2016 season and a total of 17 letterwinners return to the court for Penn State. The Nittany Lions also welcome four newcomers.
- » Penn State enters the 2017 season with a preseason ranking of No. 6 from the AVCA. Seven Big Ten teams were ranked in the Aug. 9 poll: Minnesota (4), Nebraska (5), Wisconsin (7), Michigan (16), Michigan State (17), Ohio State (21) and Purdue (25).
- » Since 1979 under Coach Russ Rose, the Nittany Lions have won nearly 90 percent of their matches in August (.895).
- » West Virginia played in University Park in 2016 as one of the teams in the Penn State Classic. The Nittany Lions and Blue Hens last played in 2011. Friday's match will be the first-ever meeting between Penn State and Tennessee-Martin.
- » The Big Ten coaches selected the Nittany Lions as the preseason favorite for 2017, marking the fourth time in the past five seasons and the 11th in the last 13 that Penn State has been tabbed as the preseason favorite.
- » Three Penn State's seniors, Ali Frantti, Simone Lee and Haleigh Washington, were named to the preseason All-Big Ten Volleyball team. Minnesota and Penn State had three honorees each.
- » Outside hitter Ali Frantti is just 11 kills short of becoming the 26th member of Penn State's 1,000 kill club and 28 kills away from breaking into the top-25 all-time kills list.
- » A 12-day tour of Brazil, Penn State volleyball's fifth-ever foreign tour, was the highlight of Penn State's 2017 spring. The Nittany Lions traveled to Sao Paulo and Rio De Janeiro among other communities and visited iconic locations, including Paulista Avenue, Christ the Redeemer and Sugar Loaf Mountain. Penn State played at the Brazilian Olympic volleyball training site against top-tier competition and enjoyed the intercultural exchange.
- » The Nittany Lions' 15-match win streak in 2016 (Sept. 9-Oct. 22) was the second longest in the country during the span, topped only by No. 5 San Diego (16 straight).
- » Of its 24 victories in 2016, Penn State earned 19 (79%) by way of a 3-0 sweep.
- » Penn State saw four members of its team land postseason Big Ten honors, with Simone Lee and Haleigh Washington both earning unanimous All-Big Ten honors, while Tori Gorrell and Kendall White made the All-Freshmen Team.
- » Haleigh Washington added the 18th CoSIDA Academic All-America honor (third team, 2016) to Penn State's list of accolades. She is the 12th Nittany Lion to be recognized nationally through the program for academic achievement. Washington earned second-team honors in 2015.
- » Outside hitter Simone Lee claimed several spots on Penn State's 25-point rally scoring single-season charts for 2016. Lee ranked third on the list for kills (503), kills per set (4.16) and tops the list with 1,245 attacks. Defensive specialist Kendall White is now number one in digs per set (4.13) and second with her 2016 digs total of 500. Middle blocker Haleigh Washington narrowly missed the top-five for hitting percentage (.430) and
- » 16-seed Penn State (24-9) advanced to the Regional semifinal following victories over LIU Brooklyn, 3-0 (25-8, 25-16, 25-6) and Pitt, 3-1 (20-25, 25-16, 25-13, 25-18), in the opening weekend of the NCAA tournament.

## FOLLOW US

@PennStateVBALL 
 PennStateWomensVolleyball 
 PennStateWVB  
 GoPSUsports.com 1-800-NITTANY

# 2017 PENN STATE WOMEN'S VOLLEYBALL

## PENN STATE AT A GLANCE

### THE UNIVERSITY

Location: ..... University Park, Pa.  
 Founded: ..... 1855  
 Enrollment: ..... 41,359 (undergrad), 47,261 (UP overall)  
 Colors: ..... Blue & White  
 Nickname: ..... Nittany Lions  
 Conference: ..... Big Ten  
 President: ..... Dr. Eric J. Barron  
 Director of Athletics: ..... Sandy Barbour  
 Senior Woman Administrator: ..... Charmelle Green  
 Facility (capacity): ..... Rec Hall (5,812)

### COACHES & STAFF

Head Coach: ..... Russ Rose (39th season)  
 Alma Mater: ..... George Williams, 1975  
 Overall Record (Yrs/Pct): ..... 1,213-196 (38/.861)  
 School Record: ..... same  
 Associate Head Coach: ..... Salima Rockwell  
 Assistant Coach: ..... Craig Dyer  
 Director of Operations: ..... Jon Parry  
 Volunteer Assistant: ..... Dennis Hohenshelt  
 Office Phone: ..... (814) 863-7474  
 Office Fax: ..... (814) 865-1746  
 Office Address: ..... 235 Rec Hall

### TEAM INFORMATION

2016 Record: ..... 24-10  
 Home: ..... 16-2  
 Away: ..... 6-7  
 Neutral: ..... 2-1  
 Big Ten record (finish): ..... 14-6 (4th)  
 Final AVCA Ranking: ..... No. 10  
 Postseason Play: ..... NCAA Regional semifinal  
 First round: ..... defeated LIU Brooklyn, 3-0  
 Second round: ..... defeated Pitt, 3-0  
 Regional semifinal: ..... lost to Nebraska, 3-2  
 2017 Letterwinners R/L: ..... 15/7  
 2017 Starters R/L: ..... 6/0  
 Newcomers: ..... 4

### NITTANY LION VOLLEYBALL HISTORY

First Year of Volleyball: ..... 1976  
 All-Time Record (Years): ..... 1,264-236-4 (41)  
 All-Time Big Ten Record: ..... 454-65  
 Years/Win Pct.: ..... 26/.875  
 Big Ten Titles: ..... (16) '92, '93, '96, '97, '98, '99, '03, '04, '05, '06, '07, '08, '09, '10, '12, '13)  
 NCAA Tournament Appearances: ..... 36  
 NCAA Tournament Record: ..... 94-29  
 NCAA National Championships: ..... 7  
 (1999, 2007, 2008, 2009, 2010, 2013, 2014)

## 2017 ROSTER & 2016 QUICK STATS

NO.	NAME	YR.	POS.	HT.	SP	K/S	%	A/S	SA/S	D/S	B/S	PTS
1	Kathryn Cather	Jr	RS	6-2								
2	Emily Sciorra	So.	DS	5-4	11	0.00	-.500	0.00	0.18	0.45	0.00	2.0
3	Kendall White	So.	DS	5-5	121	0.02	.000	0.11	0.67	4.13	0.00	16.0
5	Ali Frantti	Sr.	OH	6-1	121	2.44	.228	0.34	0.13	1.81	0.51	352.0
6	Nia Reed	RS-Jr.	OH	6-1	16	0.31	.100	0.00	0.00	0.06	0.12	11.5
7	Abby Detering	Sr.	S	6-0	109	0.87	.332	9.93	0.36	1.78	0.39	157.0
8	Lainy Pierce	Sr.	DS	5-8	67	0.01	1.00	0.10	0.04	0.66	0.00	5.0
10	Cami May	Fr.	MB	6-2								
11	Tori Gorrell	RS-So.	MB	6-2	121	1.66	.360	0.09	0.00	0.16	1.00	272.5
12	Keeton Holcomb	Jr.	DS	5-7	113	0.00	.000		0.05	1.65	0.00	6.0
14	Kristin Krause	RS-Fr.	DS	5-7								
15	Haleigh Washington	Sr.	MB	6-3	121	2.40	.430	0.06	0.20	0.60	1.16	395.0
17	Michael Putnicki	Fr.	OH	6-1								
18	Allison Farrell	So.	DS	5-6	5	0.00	.000	0.00	0.20	0.20	0.00	1.0
19	Heidi Thelen	Sr.	RS	6-2	118	1.74	.266	0.03	0.00	0.23	0.80	256.0
21	Bryanna Weiskircher	RS-Jr.	S	6-0	70	0.21	.225		0.17	1.01	0.20	34.0
22	Simone Lee	Sr.	OH	6-0	121	4.16	.264	0.14	0.14	1.60	0.52	560.5
23	Clare Powers	RS-Jr.	OH	6-3	10	0.50	.500		0.00	0.20	0.00	5.0

<b>PENN STATE</b>	121	13.44	.291	12.55	1.21	13.21	2.62	2089.5
<b>OPPONENTS</b>	116	11.52	.171	10.93	0.81	12.70	1.85	1716.0

## ALPHABETICAL

NO.	NAME	YR.	POS.	HT.	HOMETOWN/HIGH SCHOOL (COLLEGE)
1	Kathryn Cather	Jr.	OPP	6-2	Hoover, Ala./Hoover (Mississippi)
7	Abby Detering	Sr.	S	6-0	Mentor, Ohio/Lake Catholic (Florida)
18	Allison Farrell	So.	DS	5-6	Lombard, Ill./Glenbard East
5	Ali Frantti	Sr.	OH	6-1	Spring Grove, Ill./Richmond Burton
11	Tori Gorrell	RS-So.	MB	6-2	Oakville, Ontario (Canada)/Abbey Park
12	Keeton Holcomb	Jr.	DS	5-7	Bellville, Texas/Bellville
14	Kristin Krause	RS-Fr.	DS	5-7	Allentown, Pa./Parkland
22	Simone Lee	Sr.	OH	6-1	Menomonee Falls, Wis./Menomonee
10	Cami May	Fr.	MB	6-2	Katy, Texas/Cinco Rancho
8	Lainy Pierce	Sr.	DS	5-8	Eden, N.Y./Eden
23	Clare Powers	RS-Jr.	OH	6-3	Aptos, Calif./Archbishop Mitty (Saint Mary's)
17	Michael Putnicki	Fr.	OH	6-1	Monument, Colo./Lewis-Palmer
6	Nia Reed	RS-Jr.	OH	6-1	Fort Lee, N.J./Immaculate Heart Academy
2	Emily Sciorra	So.	DS	5-4	Chantilly, Va./Chantilly
19	Heidi Thelen	Sr.	OPP	6-2	Edgewood, Ky./Notre Dame Academy
15	Haleigh Washington	Sr.	MB	6-3	Colorado Springs, Colo./Doherty
21	Bryanna Weiskircher	RS-Jr.	S	6-0	Rockford, Ill./Boylan Catholic
3	Kendall White	So.	DS	5-5	Indianapolis, Ind./Cathedral

## PRONUNCIATIONS

Detering	DEET-er-ing	Muller	MULL-ler
Thelen	Th-EE-len	Keeton	KEY-ton
Frantti	Fran-TEE	Holcomb	HOLE-comb
Bryanna	Bree-yah-nuh	Sciorra	SHORE-Uh
Weiskircher	Weis-KIR-ch-er		

# 2017 PENN STATE WOMEN'S VOLLEYBALL

## SCOUTING THE SKYHAWKS

Series: First meeting

### Tale of the Tape

PSU.....	UTM
24-10.....	2016 Record.....9-22
13.44.....	K/S.....11.77
.291.....	Hitting %......159
13.21.....	D/S.....13.75
2.62.....	B/S.....1.69

## SCOUTING THE BLUE HENS

Series: Penn State leads, 3-0

### All Three Matches

Date	Site	Result
12/3/11	H	W, 3-0
10/9/81	H	W, 2-0
10/20/79	H	W, 2-0

### By the Numbers

at home.....	1-0
away.....	1-0
at neutral sites.....	1-0
Current streak.....	PSU, W3

### Tale of the Tape

PSU.....	WVU
24-10.....	2016 Record.....12-18
13.44.....	K/S.....12.68
.291.....	Hitting %......188
13.21.....	D/S.....12.97
2.62.....	B/S.....2.43

## SCOUTING THE MOUNTAINEERS

Series: Penn State leads, 28-0

### Last Three

Date	Site	Result
8/26/16	H	W, 3-0
9/2/06	H	W, 3-0
9/18/04	H	W, 3-0

### By the Numbers

at home.....	15-0
away.....	5-0
at neutral sites.....	8-0
Current streak.....	PSU, W28

### Tale of the Tape

PSU.....	WVU
24-10.....	2016 Record.....12-18
13.44.....	K/S.....12.68
.291.....	Hitting %......188
13.21.....	D/S.....12.97
2.62.....	B/S.....2.43

## UPCOMING SCHEDULE / OPPONENTS

**TEXAS A&M TOURNAMENT -- SEPT. 1-2**  
Reed Arena, College Station, Texas

### Stanford (Sept. 1)

at Long Beach State Invitational	
Friday, Aug. 25	at Long Beach State
Saturday, Aug. 26	vs. Iowa
	vs. Wright State

### Texas A&M (Sept. 2)

hosting Texas A&M Invitational	
Friday, Aug. 25	vs. Sam Houston State
Saturday, Aug. 26	vs. Texas State
	vs. VCU

## NEWS & NOTES

### FOR OPENERS

The Nittany Lions open their 42nd season of volleyball with Coach Russ Rose directing the program since 1979. Penn State is one of only two programs to compete in all 36 NCAA Tournaments since 1981 and Rose has been at the helm of the program for its seven National Championships.

### PENN STATE IN SEASON-OPENERS

Penn State holds a record of 33-7-1 all-time in season-openers after sweeping West Virginia at Rec Hall in the 2016. The win against the Mountaineers marked the fifth consecutive season-opening victory. The Nittany Lions last opened away from Rec Hall in 2012, but were still successful with a win vs. Morehead State in the Active Ankle Challenge at Louisville and finished the weekend with a 3-0 record.

Last Five Season-Openers				Last Five Season-Openers Away From Rec Hall			
Season	Site	Opponent	Result	Season	Site	Opponent	Result
2016	H	West Virginia	W, 3-0	2012	N	Morehead State	W, 3-0
2015	H	Buffalo	W, 3-0	2010	A	North Carolina	W, 3-2
2014	H	TCU	W, 3-0	2009	N	Miami (Ohio)	W, 3-0
2013	H	Syracuse	W, 3-0	2008	A	Hawai'i	W, 3-0
2012	N	Morehead State	W, 3-0	2007	N	Nicholls State	W, 3-0

### 2017 MATCHES BY MONTH

Here's a quick snapshot of the Nittany Lions' month-by-month schedule for 2017.

August		September		October		November	
Away	3	Home	4	Away	4	Home	4
Nonconference	3	Nonconference	7	Nonconference	--	Nonconference	--
Big Ten	--	Big Ten	4	Big Ten	8	Big Ten	7

### NITTANY LIONS MONTH - BY-MONTH UNDER ROSE

Penn State has won nearly 90 percent of its matches in the month of August since 1979. Here's a breakdown of the Nittany Lions' record in each month.

	August	September	October	November
Since 1979	51-6.....895	380-55.....874	395-94.....892	299-51.....854

### RECORD AGAINST 2017 OPPONENTS

Penn State owns a 600-115 (.839) combined series record against its 2017 opponents, including a 454-67 (.873) mark in Big Ten matches since joining the conference in 1991. The Nittany Lions own a 539-104 (.840) mark all-time against current Big Ten opponents.

### FIRST MEETING

Tennessee-Martin and Penn State meet for the first time in program history and the Skyhawks are the only team on this year's schedule with that distinction. In each of the last three seasons, the Nittany Lions had squared off against at least four teams for the first time ever.

### LONG TIME NO SEE

It's been a minute or two since the Nittany Lions have played two of the nonconference opponents on the 2017 schedule. Penn State and Wake Forest met only once previously, in 1978. Penn State and Texas A&M have met three times in program history, last in 1990. Even though the Nittany Lions and Mountaineers played in 2016, the last time Penn State played at West Virginia was in 1998.

### ONLY TWO

Penn State's nonconference slate is highlighted by back-to-back weekend meetings with the reigning national champion Stanford Cardinal. The two teams are the only two programs to have reached every NCAA Tournament. Both have an NCAA-record seven national titles.

### LAST CHALLENGE

In the final year of the four-year event, the Nittany Lions will travel to Champaign, Ill., for the Nike Big Ten/Pac-12 Challenge. Penn State meets Stanford and Colorado in 2017. The Nittany Lions have played Stanford every year of the Challenge and Colorado for the third consecutive year. Penn State has a 3-3 mark in the competition overall.

### (ALMOST) THE LAST ONE HOME

Penn State will open the home portion of its 2017 schedule on Sept. 15 vs. Yale on the first day of the Penn State Classic. The mid-September date is the latest home match for the Nittany Lions since Sept. 16, 2005 when they played their first match in Rec Hall after three-straight weekends on the road.

Of the Big Ten opponents, only Northwestern (Sept. 23) will have a home opener later than Penn State's. With upcoming renovations at Welsh-Ryan Arena, Northwestern is playing the 2017 in Beardsley Gym, but will at least play in the Chicagoland area in DePaul's tournament Sept. 8-9.

# 2017 PENN STATE WOMEN'S VOLLEYBALL

## RECORDS vs. 2017 OPPONENTS

### NON-CONFERENCE

Team	W-L	Last
Tennessee-Martin	--	First Meeting
Delaware	3-0	PSU, 3-0 (12/3/11)
West Virginia	28-0	PSU, 3-0 (8/26/16)
Stanford	10-9	STAN, 3-0 (9/4/16)
Texas A&M	3-0	PSU, 3-0 (9/21/90)
Colorado	6-2	COLO, 3-2 (9/3/16)
Yale	9-0	PSU 3-0 (9/13/14)
Wake Forest	1-0	PSU 2-0 (10/27/78)
Ohio	1-0	PSU 3-0 (8/31/08)

### BIG TEN CONFERENCE

Team	W-L	Last
Wisconsin	46-8	WISC, 3-1 I(10/28/16)
Minnesota	46-10	MINN, 3-0 (10/29/16)
Nebraska	10-19	NEB, 3-2 (12/9/16)
Iowa	50-0	PSU, 3-0 (11/5/16)
Illinois	43-10	PSU, 3-1 (11/26/16)
Northwestern	51-9	PSU, 3-0 (11/25/16)
Purdue	54-6	PSU, 3-0 (11/19/16)
Indiana	50-1	PSU, 3-0 (10/15/16)
Michigan	48-5	MICH, 3-2 (10/22/16)
Michigan St.	42-7	PSU, 3-0 (9/30/16)
Ohio St.	47-15	OSU, 3-2 (11/12/16)
Rutgers	29-9	PSU, 3-0 (10/8/16)
Maryland	23-5	PSU, 3-1 (11/11/16)

## PENN STATE'S RECORD WHEN ...

Playing at home.....	16-2
Playing on the road.....	6-7
Playing at a neutral site.....	2-1
Current streak.....	L1
Big Ten matches.....	14-6
Non-conference matches.....	10-4
In three-set matches.....	19-3
In four-set matches.....	5-1
In five-set matches.....	1-6
When winning the first set.....	22-4
When losing the first set.....	2-6
When winning the second set.....	22-2
When losing the second set.....	2-8
Hitting .300 +.....	21-1
Hitting .200 -.299.....	2-4
Out-hitting a team.....	24-2
Out-hit by a team.....	0-8
Playing a ranked team.....	5-8
Playing an unranked team.....	19-2
On TV.....	3-7
In August.....	2-1
In September.....	9-2
In October.....	8-3
In November.....	5-3

### HOME COURT ADVANTAGE

Including a 16-2 mark in 2016, Penn State owns a 611-38 (.942) all-time record at home in Rec Hall. Penn State is 269-22 all-time against current Big Ten opponents at Rec Hall. Only the Buckeyes have defeated the Nittany Lions on their home court more than three times in program history, having topped PSU five times. Illinois, Minnesota, Michigan State and Nebraska are the only four teams to beat PSU at home more than once.

### AVCA PRESEASON POLL: RELEASE #1

Penn State was selected as the No. 6 team in the nation with the AVCA preseason poll released Aug. 9.

### BIG TEN COACHES SELECT PENN STATE TO WIN 2017 CONFERENCE TITLE

Penn State opens the season ranked No. 4 in the Big Ten Preseason Poll, released by the conference early this week. The Big Ten Preseason poll is selected by votes from all 14 conference head coaches.

### PRESEASON ALL-BIG TEN NITTANY LIONS

Seniors Ali Frantti, Simone Lee and Haleigh Washington have been named to the 2017 Preseason Big Ten Volleyball Team. It's the third time Frantti and Washington have earned the preseason honors and first year for Lee to be included on the list.

### MR. 1,200

With a 3-0 win over Michigan State on Sept. 30, 2016, Russ Rose became the first active Division I volleyball coach to reach the 1,200-win mark. Rose holds the title of winningest coach in Division I, tallying a 1,213-196 record to date. Following the retirement of Hawaii's Dave Shoji, Rose is the only active coach with 1,200 or more wins. Along with Shoji and former UCLA head coach Andy Banachowski, the three are the only DI coaches in NCAA women's volleyball coaching history to total 1,100 or more victories.

### FRANTTI CLOSING IN ON 1,000 KILL CLUB

Senior Ali Frantti finds herself 11 kills away from being the 26th Nittany Lion with 1,000 career kills. Frantti would become the first Penn State volleyball player to join the 1,000-kill ranks since Megan Courtney (2012-15). Frantti would need 28 kills to move into the Nittany Lion top-25 list for career kills.

### ALL-TIME CAREER KILLS LEADERBOARD

Rank	TK	Name, Year
1.	2,282	Lori Barberich, 1981-84
24.	1,069	Zeynep Ton, 1992-95
25.	1,016	Cassy Sayler, 2003-06

**989 ALI FRANTTI, 2014-PRES.**

## 2017 NITTANY LIONS BROADCAST & LIVE AUDIO

### NITTANY LIONS ON TV

There's no need to worry this year if you can't follow Penn State on the road or make it to every home match. As one of the nation's top volleyball programs, Penn State has earned regional and national exposure. This year, the Nittany Lions will be on television at least six times on the Big Ten Network with matches available via live stream on GoPSUsports.com or on BTN Plus.

### PENN STATE WOMEN'S VOLLEYBALL TV MATCH SCHEDULE

DATE	OPPONENT	TIME	TV
Friday, Sept. 22	vs. Nebraska	8 p.m.	BTN
Friday, Oct. 13	vs. Michigan State	7 p.m.	BTN
Friday, Oct. 20	at Purdue	8 p.m.	BTN
Wednesday, Oct. 25	vs. Wisconsin	7 p.m.	BTN
Wednesday, Nov. 1	at Michigan State	7 p.m.	BTN
Wednesday, Nov. 8	at Iowa	9 p.m.	BTN

All times are Eastern.

### PENN STATE CONTINUES LIVE AUDIO IN 2017

Continuing in 2017, Penn State fans worldwide will be able to tune into a live audio broadcast. The audio broadcast will be available exclusively on GoPSUsports.com and offered to fans free of charge. This weekend's matches will feature play-by-play commentator Jon Gross on the call.

# 2017 PENN STATE WOMEN'S VOLLEYBALL

## AVCA TOP 25 COACHES' POLL

Poll #1 • Aug. 9, 2017 (preseason)

NO.	SCHOOL	PTS.	RECORD	2016
1	Texas (25)	1547	27-5	2
2	Stanford (35)	1533	27-7	1
3	Washington (2)	1370	29-5	7
4	Minnesota	1349	29-5	3
5	Nebraska	1313	31-3	4
6	<b>PENN STATE</b>	<b>1249</b>	<b>24-10</b>	<b>10</b>
7	Wisconsin	1145	28-5	5
8	Kansas	1085	27-3	12
9	Creighton	1007	29-7	9
10	BYU	975	29-4	8
11	North Carolina	939	29-4	11
12	Florida	925	27-4	15
13	UCLA	866	27-7	6
14	Kentucky	654	23-8	23
15	Florida State	641	26-6	13
16	Michigan	615	24-11	14
17	Michigan State	523	25-9	19
18	Oregon	498	21-10	21
19	Missouri	424	27-6	16
20	Hawai'i	343	23-6	17
21	Ohio State	332	22-13	18
22	San Diego	287	24-6	22
23	Utah	203	20-12	25
24	Arizona	174	20-15	20
25	Purdue	147	19-14	RV

**RECEIVING VOTES:** Southern California 105; Western Kentucky 98; Dayton 71; Washington State 67; Iowa State 62; Colorado State 55; Pittsburgh 49; Baylor 27; Kansas State 36; Boise State 21; Wichita State 7; Texas A&M 6; SMU 2

\*2017 opponents underlined.

## PRESENCE IN THE COACHES' POLL

Aug. 9: #6

## 2017 PRESEASON BIG TEN POLL

1. **PENN STATE**
2. Nebraska
3. Minnesota
4. Michigan State
5. Wisconsin
6. Purdue
7. Michigan
8. Ohio State
9. Illinois
10. Iowa
11. Maryland
12. Northwestern
13. Indiana
14. Rutgers

## AVCA ALL-AMERICANS

Two Nittany Lions were selected to the AVCA DI All-America teams in 2016. Haleigh Washington and Simone Lee both landed on the first team, marking Washington's second selection and Lee's first.

Penn State has earned at least three selections to one of the three AVCA All-America teams in 10 of the last 11 seasons, bolstering the Nittany Lions' total number of All-America honors to 91 since 1979. Hall of Fame head coach Russ Rose has also mentored at least one All-American in 37 of his 38 seasons at Penn State.

## LEE, WASHINGTON, FRANTTI GARNER AVCA ALL-REGION RECOGNITION

A trio Penn State women's volleyball juniors were named to the AVCA Northeast Region team. Outside hitter Simone Lee and middle blocker Haleigh Washington were both named to the regional team with Lee earning her first honors and Washington her second consecutive nod. Classmate Ali Frantti was named an honorable mention. The three all-region honors brings Penn State's total number of selections to 93 in program history.

Lee paced Penn State's offense throughout the season, averaging 4.16 kills per set. The junior had a standout season on offense, posting 481 total kills, ranking third in single-season kills during the 25-point rally scoring era. She also added 194 digs, 63 blocks and 17 service aces over the season. Lee was also named the ESPNW National Player of the Week on Oct. 12 following a 30-kill performance against then No. 1 Minnesota. The honor marks Lee's first AVCA recognition.

Washington continued to be one of the most consistent hitters in the college game, leading Penn State and the Big Ten while ranking third in the nation in hitting percentage with a startling .430 clip. The percentage is also the best among all players from Power Five institutions. Washington has led the team in blocks, posting 140 total while adding 291 total kills, good for second on the team. The Colorado Springs, Colorado native added 72 digs on the season and 24 service aces, good for second best on the team. The selection marks Washington's third AVCA end-of-year distinction – she was named to last year's All-Region list before also being named a first-team All-American.

Frantti launched up the offensive ranks in the second half of the season to finish third on the team in kills with 295 in 2016. Frantti finds herself just 11 kills shy of the 1,000 kill club now, with 989 to date. The junior outside has also added 216 digs, 62 blocks and 16 service aces this season. Frantti is no stranger to earning AVCA awards – the Spring Grove, Illinois, native was named the AVCA's National Freshman of the Year in 2014 along with second team All-America distinctions and a spot on the All-Region team that year. Frantti also earned All-Region honors in 2015 before going on to earn an honorable mention for All-America status.

## FOUR NITTANY LIONS GARNER POSTSEASON B1G HONORS

Penn State saw four members of the team land postseason Big Ten honors, with Simone Lee and Haleigh Washington both earning unanimous All-Big Ten honors as juniors, while Tori Gorrell and Kendall White made the All-Freshmen Team.

The honor marked Lee's first time being named to the All-Big Ten Team. Washington's selection marks her fourth annual Big Ten honor – she was a unanimous All-Big Ten selection in 2015 and named B1G Freshman of the Year as well as a member of the All-Big Ten Team in 2014. Lee and Washington became Penn State's 80th and 81st All-Big Ten performers. The duo were two of 10 unanimous selections. Gorrell and White were the 18th and 19th Big Ten All-Freshman Team selections.

## WASHINGTON A COSIDA ACADEMIC ALL-AMERICAN

Penn State's Haleigh Washington earned third-team CoSIDA Academic All-America honors during the 2016 season for her second overall Academic All-America selection after being named to the second team in 2015.

Washington was selected from a group of more than 40 student-athletes who earned academic all-district honors earlier this season. Washington was the 18th Nittany Lion in program history to earn Academic All-America honors and Penn State's 195th overall selection. Penn State's 195 All-America selections rank fifth among all programs and fourth among Division I schools.

## VOLLEYBALL MAGAZINE ALL-AMERICANS

Penn State earned two Volleyball Magazine All-America selections for the third consecutive year. Simone Lee was named to the second team, while Haleigh Washington took home third-team honors.

# 2017 PENN STATE WOMEN'S VOLLEYBALL



## RUSS ROSE AT A GLANCE

It's been nearly four decades since Russ Rose arrived on campus. Entering his 39th season, the AVCA Hall of Fame head coaches' record-setting seven NCAA national titles and 16 Big

Ten championships speak directly to the confidence and character he's passed along throughout his career.

As each year passes, his list of accomplishments continue to swell, but a quick snapshot of his legendary tenure might read something like this: The leader of a women's volleyball powerhouse who's kept his program among the nation's elite for nearly 40 years, guiding his teams to a record-setting seven NCAA national titles, including an unprecedented four consecutive championships from 2007-10. Along with 16 Big Ten titles, his program is one of only two women's volleyball schools to compete in all 36 NCAA Division I Women's Volleyball National Championship events. He's produced four AVCA National Players of the Year, 13 Big Ten Conference Players of the Year and at least one AVCA All-American in 37 of 38 seasons. His student-athletes excel in the classroom as well, with an outstanding 182 Academic All-Big Ten selections and 12 Academic All-Americans who have earned 18 selections.

## BY THE NUMBERS ...

**NO. 1**  
All-Time Winning Percentage (.861) among active DI coaches

**36**  
Straight NCAA Tournament appearances

**16**  
Big Ten titles in 23 years

**182**  
Academic All-Big Ten selections in 23 years

**21**  
Conference Players of the Year in last 28 years

At least 1 All-American in 37-of-38 seasons

- 2007 AVCA Hall of Fame Inductee
- 2005 USA Volleyball All-Time Great Coach Honoree
- 2000 US Olympic Committee Coach of the Year
- Five-time AVCA Coach of the Year  
1997, 1999, 2007, 2008, 2013
- Six-time AVCA Midwest Region Coach of the Year  
1996, 2007, 2008, 2009, 2010, 2012
- Three-time Volleyball Monthly Coach of the Year  
1990, 1993, 1999
- Seven-time Midwest Region Coach of the Year  
1990, 1992, 1993, 1994, 2007, 2008, 2012
- 14-time Big Ten Conference Coach of the Year  
1992, 1993, 1996, 1997 (co), 1998, 2003 (co),  
2005, 2006, 2007, 2008, 2009, 2010, 2012, 2013
- 1996 District II Coach of the Year
- Six-Time Atlantic 10 Coach of the Year
- Five-time Northeast Region Coach of the Year
- National Jewish Sports Hall of Fame
- 2010 USAV Leader in Volleyball

### 15-STRAIGHT

After opening the season at 2-3, the Nittany Lions put together its longest win streak of the past two seasons, winning 15 straight matches spanning from Sept. 9 until Oct. 22, when Penn State dropped a tough five-setter to then-No. 16 Michigan. The 15-match win streak was the second longest in the country during the span, topped only by No. 5 San Diego (16 straight). During the win streak, Penn State dropped only three total sets, knocking off five ranked opponents during the span including then-No. 1 Minnesota. Additionally, the streak beat the team's longest win streak in 2015, in which Penn State won its first 13 matches.

### DOWN GOES NO. 1!

Penn State logged its biggest win of the 2016 season on Oct. 5, taking down the then-No. 1 Minnesota Golden Gophers in five, 3-2 (29-27, 21-25, 23-25, 25-14, 15-10).

Four players notched double-figure kills, with Simone Lee paving the way, scoring 30. In addition to Lee's outburst, Heidi Thelen and Haleigh Washington recorded 14 each. Thelen led the team with five blocks while Washington added three and a service ace. Classmate Ali Frantti logged her second double-double of 2016 with 13 kills and 13 digs. With 80 kills as a team, the Nittany Lions logged the second-most kills in a match during the 25-point rally scoring era - the first was also against Minnesota, when PSU notched 81 on Nov. 27, 2010.

### LEE POSTS RECORD DAY IN WIN OVER MINNESOTA

Simone Lee had an incredible outing on Oct. 5 as the then-junior led the offense in the win over No. 1 Minnesota, charting 30 kills in the outing. It marked the first time a Nittany Lion had 30 or more kills in a match since Nicole Fawcett did so against Cal Poly on August 31, 2007. The 30-kill outing also marked a new record for kills in a five-set match during the 25-point rally scoring era.

### LEE'S OFFENSE GUIDES NITTANY LIONS

With double-figure kills in all but six matches in 2016, junior Simone Lee's 4.16 kills per set leads the Big Ten standings and places 38th nationally. Lee also ranks 42nd in points nationally, logging 4.63 per set. Lee posted a record-setting 30 kills against Minnesota on Oct. 5 before posting another 27 against Michigan. Lee has exceeded 20 kills in seventh matches this season. With 481 kills, Lee accounted for nearly 31% of the Penn State offense.

### LEE ETCHES MARKS IN SINGLE-SEASON RECORDS

With her seventh kill against Northwestern on Nov. 25, junior Simone Lee etched her name in the Penn State record books, cracking the top-five for single season kills in the 25-point rally scoring era. Lee finished the season with 503 total kills following a 20-kill outing in the NCAA regional semifinal against Nebraska. With 14 kills against Pitt in the second round of the NCAA Tournament, Lee sprang into third place on the single-season leaderboard. Her kills per set (4.16) also ranks third on Penn State's single-season chart.

25-POINT RALLY SCORING					
SINGLE-SEASON TOTAL KILLS			KILLS PER SET		
Rank	K	Name, Year	Rank	Avg	Name, Year
1.	560	Megan Hodge, 2009	1.	4.67	Megan Hodge, 2009
2.	521	Blair Brown, 2010	2.	4.24	Blair Brown, 2010
<b>3.</b>	<b>503</b>	<b>SIMONE LEE, 2016</b>	<b>3.</b>	<b>4.16</b>	<b>SIMONE LEE, 2016</b>
4.	470	Megan Hodge, 2008	4.	4.09	Megan Hodge, 2008
5.	469	Ariel Scott, 2012	5.	3.78	Nicole Fawcett, 2008

### PSU MIDDLES A FORCE TO BE RECKONED WITH

The duo of Penn State starting middle blockers junior Haleigh Washington and redshirt freshman Tori Gorrell became one of the most talented tandems in the Big Ten conference. Washington ranked eighth in the Big Ten with an impressive 1.16 blocks per set, while Gorrell finished second in blocks per set among all Big Ten freshmen, averaging 1.00 per frame.

### PENN STATE INVITES IOWA TO BLOCK PARTY

Penn State put together one of its most dominant blocking performances of the 2016 season on Nov. 5, when PSU notched 14 blocks in the three-set sweep of Iowa. The 11-block margin was the largest of the season for the Nittany Lions, as was the 4.67 block per set team average. Additionally, despite being a three-set match, the 14 total block output was the second largest by Penn State in 2016.

### NITTANY LIONS AMONG NATION'S ELITE IN EFFICIENCY IN 2016

Penn State has been extremely successful keeping its offense among the top in the country. The Nittany Lions ranked first in the Big Ten and fourth in Division I in hitting efficiency, attacking a .290 clip. Junior Haleigh Washington continued to be one of the most consistent offensive threats in the country in 2016, ranked among the best in the nation in hitting efficiency. Hitting at a .430 clip in all matches in 2016, the Colorado Springs, Colorado, product led the Big Ten and ranked third among NCAA Division I players in hitting percentage.

# 2017 PENN STATE WOMEN'S VOLLEYBALL

## 2016 HONORS & AWARDS

### SIMONE LEE

- AVCA first-team All-America
- AVCA All-Northeast Region
- Unanimous All-Big Ten Team
- Big Ten Player of the Week (10/10)
- espnW Player of the Week (10/12)
- Penn State Classic All-Tournament Team

### HALEIGH WASHINGTON

- AVCA first-team All-America
- AVCA All-Northeast Region
- Unanimous All-Big Ten Team
- Unanimous Preseason All-Big Ten
- Penn State Invitational MVP
- CoSIDA Academic All-American
- CoSIDA Academic All-District Team

### KENDALL WHITE

- Big Ten All-Freshman Team
- Penn State Classic All-Tournament Team

### TORI GORRELL

- Big Ten All-Freshman Team

### ABBY DETERING

- Penn State Invitational All-Tournament Team
- Big Ten Setter of the Week (10/10)
- Big Ten Setter of the Week (11/29)

### ALI FRANTTI

- AVCA All-Northeast Region
- Preseason All-Big Ten

### HEIDI THELEN

- Penn State Invitational All-Tournament Team

### LAURA BROERMAN

- Big Ten Sportsmanship Honoree

## 2016 FINAL BIG TEN STANDINGS

Team	Big Ten		Overall	
	Record	Pct.	Record	Pct.
Nebraska	18-2	.900	31-3	.912
Minnesota	17-3	.850	29-4	.879
Wisconsin	17-3	.850	28-5	.848
<b>PENN STATE</b>	<b>14-6</b>	<b>.700</b>	<b>24-10</b>	<b>.706</b>
Michigan State	13-7	.650	25-9	.735
Michigan	11-9	.550	24-11	.686
Ohio State	10-10	.500	22-13	.629
Illinois	10-10	.500	17-14	.548
Iowa	9-11	.450	19-13	.594
Purdue	8-12	.400	19-14	.576
Indiana	6-14	.300	17-16	.515
Maryland	4-16	.200	12-20	.375
Northwestern	3-17	.150	10-22	.313
Rutgers	0-20	.000	4-29	.121

The Nittany Lions not only excelled at having one of the most efficient offenses in the country, but also at limiting those of the opposition. PSU ranks 48th nationally and ranks second in the Big Ten in limiting opponents hitting, holding foes to a .173 clip. The team also has contributed an impressive blocking performance thus far, finishing regular season action averaging 2.53 blocks per set, good for fourth in the conference and 35th nationally.

### SWEEPING VICTORIES

Penn State earned 19 of its 24 (79%) victories during the 2016 season by way of a 3-0 sweep. Penn State also limited five teams in Georgia Southern, Siena, Rhode Island, Rutgers and LIU Brooklyn to under 40 total points. The Nittany Lions limited LIU Brooklyn to just 30 points in the first round of the NCAA tournament, marking a season low for Penn State's points against.

### AVCA TOP 2016 COACHES POLL

Penn State rose three spots to No. 10 in the country in the final release of the AVCA poll. The Nittany Lions opened the season ranked No. 9. PSU had seven opponents represented within the top 25, including three among the top three. Six Big Ten teams were ranked in the top 25, including the Nittany Lions with Ohio State and Purdue also receiving votes. Penn State received a first-place vote for the first time in 2016 after downing then-top ranked Minnesota.

### 2016 NCAA TOURNAMENT IN REVIEW

With a 94-29 all-time record in the NCAA Tournament, Penn State made its 14th consecutive trip to the NCAA regional semifinals before coming up short in a loss to top-ranked Nebraska. The Nittany Lions' streak of appearances in the round of 16 remains the longest active DI stretch.

Penn State improved to 22-5 all-time in true second round matches (beginning in 1998) of the NCAA Tournament after a four-set victory against Pitt. The win against the Panthers also marked PSU's 14th consecutive second-round victory, since 2002, when Temple knocked PSU out of the tourney.

Penn State hosted the first two rounds of the NCAA Tournament for the 30th time since 1981, welcoming three teams to Rec Hall for the 27th consecutive year. Penn State improved to 31-5 all-time record in opening matches of the tourney, after sweeping LIU Brooklyn. The Nittany Lions have not surrendered a single set to a first round opponent since 1989, having posted sweeps in its last 27 consecutive first-round victories.

### THE BIG TEN AT THE BIG DANCE

A total of eight Big Ten schools were selected to the field of 64 teams in this year's NCAA Tournament. Along with No. 16 Penn State, No. 1 Nebraska, No. 2 Minnesota, No. 3 Wisconsin, No. 9 Michigan State, and No. 12 Michigan earned top-16 seeds. Ohio State and Purdue also received at-large bids to the tournament. No Big Ten teams lost in the opening round of the NCAA tournament, with seven making the regional semifinals and two Big Ten schools making the national semifinals.

### STREAKING!

Penn State holds the four of the top-five winning streaks in Big Ten history. Penn State's most recent record-setting streak of 65 consecutive matches began on Nov. 11, 2006 and ended on Sept. 24, 2010 at Illinois, the longest streak in league history. Penn State's other two conference winning streaks were 49 matches and 41. Penn State's 33-match winning streak, dating back to Oct. 17, 2014 was snapped during the 2015 season in a 3-2 loss to then-fourth-ranked Nebraska.

### Top Five Big Ten Winning Streaks

- 65 - Penn State (11/11/06 - 9/18/10) - snapped at Illinois (9/24/10)
- 49 - Penn State (11/1/97 - 11/27/99) - snapped at Wisconsin (9/22/00)
- 41 - Penn State (10/22/04 - 10/21/06) - snapped at Wisconsin (10/27/06)
- 40 - Illinois (11/15/85 - 11/20/87) - snapped at Purdue (11/27/87)
- 33 - Penn State (10/17/14 - 10/2/15) - snapped vs. Nebraska (10/2/15)

# 2017 PENN STATE WOMEN'S VOLLEYBALL

## MILESTONE TRACKER

### CAREER KILLS

MILESTONE	NAME	# TO GO
300 Kills	Heidi Thelen (256)	44
	Tori Gorrell (201)	99
800 Kills	Simone Lee (796)	4
900 Kills	Haleigh Washington (801)	99
1,000 Kills	Ali Frantti (989)	11

### CAREER BLOCKS

MILESTONE	NAME	# TO GO
100 Blocks	Bryanna Weiskircher (82)	18
	Abby Detering (49)	51
200 Blocks	Ali Frantti (175)	25
	Heidi Thelen (167)	33
	Simone Lee (142)	58
	Tori Gorrell (121)	79
400 Blocks	Haleigh Washington (395)	5

### CAREER DIGS

MILESTONE	NAME	# TO GO
100 Digs	Lainy Pierce (82)	18
200 Digs	Haleigh Washington (161)	39
300 Digs	Simone Lee (261)	39
	Abby Detering (239)	61
400 Digs	Bryanna Weiskircher (328)	72
600 Digs	Ali Frantti (596)	8
	Kendall White (500)	100

## 2016 20-KILL PERFORMANCES

### SIMONE LEE

KILLS	OPPONENT	DATE
30	Minnesota	10/5/16
27	Michigan	10/22/16
23	Nebraska	11/4/16
23	North Carolina	8/27/16
22	Nebraska	12/9/16
21	Hofstra	9/10/16
20	Illinois	11/26/16

### ALI FRANTTI

KILLS	OPPONENT	DATE
21	Nebraska	12/9/16
20	Michigan	10/22/16

## THE LAST TIME A NITTANY LION ...

Had 30 or more kills.....	30 - Simone Lee vs. Minnesota (10/5/16)
Had 10 or more blocks .....	10 - Haleigh Washington vs. Iowa (11/5/16)
Had eight or more aces .....	8 - Micha Hancock at Maryland (11/22/14)
Had 30 or more digs .....	32 - Kendall White vs. Nebraska (11/4/16)
Had 80 or more assists.....	82 - Samantha Spink vs. Illinois (11/24/95)
Hit .800 or better (min. 12 kills).....	.929 (13-0-14) A. Wilson vs. St. Francis (9/19/09)

## THE LAST TIME PENN STATE ...

### VS. NON-CONFERENCE OPPONENTS (REGULAR-SEASON MATCHES)

Won a match .....	vs. Clemson, 9/17/16 (25-14, 25-17, 25-12)
Lost a match .....	vs. Stanford, 9/4/16 (24-26, 18-25, 22-25)
Won at home .....	vs. Clemson, 9/17/16 (25-14, 25-17, 25-12)
Lost at home .....	vs. North Carolina, 8/27/16 (16-25, 25-22, 21-25, 25-23 15-9)
Won 3-0 at home .....	vs. Clemson, 9/17/16 (25-14, 25-17, 25-12)
Lost 3-0 at home.....	vs. UC-Santa Barbara, 9/18/86 (1-15, 7-15, 13-15)
Won 3-0 on the road .....	at Syracuse, 9/10/16 (25-22, 25-17, 25-12)
Lost 3-0 on the road .....	vs. Stanford, 9/4/16 (24-26, 18-25, 22-25)

### VS. BIG TEN OPPONENTS (REGULAR-SEASON MATCHES)

Won a match .....	vs. Illinois, 11/26/16 (25-18, 26-24, 19-25, 25-21)
Lost a match .....	at Nebraska, 11/16/16 (17-25, 14-25, 22-25)
Won at home .....	vs. Illinois, 11/26/16 (25-18, 26-24, 19-25, 25-21)
Lost at home .....	vs. Nebraska, 11/4/16 (25-22, 17-25, 23-25, 25-23, 11-15)
Won 3-0 at home .....	vs. Northwestern 11/25/16 (25-23, 25-23, 25-16)
Lost 3-0 at home.....	vs. Minnesota, 10/18/03 (26-30, 18-30, 21-30)
Won 3-0 on the road .....	at Indiana, 10/15/16 (25-16, 25-18, 25-18)
Lost 3-0 on the road .....	at Nebraska, 11/16/16 (17-25, 14-25, 22-25)

### ALL MATCHES

Won a match .....	vs. Pitt, 12/3/16 (20-25, 25-16, 25-13, 25-18)
Lost a match .....	at Nebraska, 11/16/16 (17-25, 14-25, 22-25)
Won at home .....	vs. Pitt, 12/3/16 (20-25, 25-16, 25-13, 25-18)
Lost at home .....	vs. Nebraska, 11/4/16 (25-22, 17-25, 23-25, 25-23, 11-15)
Won 3-0 at home .....	vs. LIU Brooklyn, 12/2/16 (25-8, 25-16, 25-6)
Lost 3-0 at home.....	vs. Minnesota, 10/18/03 (26-30, 18-30, 21-30)
Won 3-0 on the road .....	at Indiana, 10/15/16 (25-16, 25-18, 25-18)
Lost 3-0 on the road .....	at Nebraska, 11/16/16 (17-25, 14-25, 22-25)

## PACKING REC HALL ONCE AGAIN

Penn State closed out the regular season as one of the nation's leaders in attendance, ranking top five in the country with an average of 3,385 fans per match at the end of the regular season with other Big Ten schools, Nebraska, Wisconsin and Minnesota. (Figures provided by the NCAA at the end of the 2016 regular season) Penn State highlighted the year with a sold out crowd of 5,564 against Nebraska.

The Big Ten led all Division I conferences in overall and average attendance, averaging 2,770 fans per match with the Pac-12 ranking second with an average of 1,399 followed by the Big 12 in third at 1,370..

	TOTAL	AVG.	HOME		TOTAL	AVG.	HOME
SCHOOL	ATTEN.	ATTEN.	DATES	SCHOOL	ATTEN.	ATTEN.	DATES
1 Nebraska	155,986	8,210	19	16 Colorado St.	31,427	2,245	14
2 Hawaii	128,414	6,759	19	17 UNI	31,290	2,086	15
3 Wisconsin	94,829	5,927	16	18 Iowa	30,695	1,918	16
4 Minnesota	82,190	4,835	17	19 Stanford	29,558	1,847	16
<b>5 Penn St.</b>	<b>60,927</b>	<b>3,385</b>	<b>18</b>	20 Louisville	29,482	1,965	15
6 Michigan St.	53,895	2,994	18	21 Oregon	29,253	1,625	18
7 Texas	43,806	2,434	18	22 Wichita St.	27,163	2,264	12
8 Purdue	40,593	2,537	16	23 Michigan	25,905	1,439	18
9 Kansas St.	36,063	2,121	17	24 Colorado	24,014	1,601	15
10 Missouri	35,652	2,547	14	25 Duke	23,593	1,388	17
11 Illinois	33,614	2,586	13	26 Ohio	23,162	2,106	11
12 BYU	32,217	1,895	17	27 Ohio State	22,279	1,714	13
13 Washington	31,628	2,259	14	28 Utah	20,259	1,447	14
14 Iowa St.	31,543	2,426	13	29 Kentucky	20,194	1,553	13
15 North Carolina	31,506	2,100	15	30 New Mexico	19,961	1,248	16



# 2017 PENN STATE WOMEN'S VOLLEYBALL

## 2016 PENN STATE SUPERLATIVES

THREE SETS	INDIVIDUAL	TEAM
Kills:	18 - Simone Lee vs. Syracuse (9/10)	50 - vs. Purdue (11/21)
Attacks:	41 - Simone Lee vs. Syracuse (9/10)	128 - at Minnesota (10/29)
Attack Percentage	.786 (11-0-14) - Haleigh Washington vs. Rhode Island (9/16)	.479 (40-5-73) - vs. West Virginia (8/26)
Assists:	41 - Abby Detering vs. Purdue (11/21)	46 - vs. Syracuse (9/10)
Aces:	4, 3x last - Abby Detering vs. Northwestern (11/25)	10 - at Rutgers (9/21)
Digs:	22 - Kendall White vs. Stanford (9/4)	56 - vs. Syracuse (9/10)
Solo Blocks:	4 - Simone Lee vs. LIU Brooklyn (12/2)	6, 2x last - vs. LIU Brooklyn (12/2)
Block Assists:	10 - Haleigh Washington vs. Iowa (11/5)	26 - vs. Iowa (11/5)
Total Blocks:	10 - Haleigh Washington vs. Iowa (11/5)	14.0 - vs. Iowa (11/5)

FOUR SETS	INDIVIDUAL	TEAM
Kills:	21 - Simone Lee vs. Hofstra (9/10)	65 - vs. Illinois (11/25)
Attacks:	56 - Simone Lee at Wisconsin (10/28)	145 - at Maryland (11/11)
Attack Percentage	.556 (10-0-18) - Haleigh Washington vs. Illinois (11/26)	.336 (50-12-113) - vs. Hofstra (9/10)
Assists:	57 - Abby Detering vs. Illinois (11/25)	63 - vs. Illinois (11/25)
Aces:	3 - Abby Detering at Wisconsin (10/28)	8 - at Maryland (11/11)
Digs:	19 - Kendall White at Maryland (11/11)	71 - at Maryland (11/11)
Solo Blocks:	2, 2x last - Haleigh Washington at Wisconsin (10/28)	6 - at Wisconsin (10/29)
Block Assists:	9 - Haleigh Washington at Maryland (11/11)	22 - at Maryland (11/11)
Total Blocks:	9 - Haleigh Washington at Maryland (11/11)	13.0, 2x last - vs. Pitt (12/3)

FIVE SETS	INDIVIDUAL	TEAM
Kills:	30 - Simone Lee, vs. Minnesota (10/5)	80 - vs. Minnesota (10/5)
Attacks:	70 - Simone Lee vs. Nebraska (11/4)	187 - vs. Nebraska (11/4)
Attack Percentage:	.700 (14-0-20) - Haleigh Washington vs. Minnesota (10/5)	.313 (73-17-179) - at Michigan (10/22)
Assists:	61 - Abby Detering vs. Minnesota (10/5)	72 - vs. Minnesota (10/5)
Aces:	3, 4x - last Bryanna Weiskircher vs. Nebraska (12/9)	7 - at Ohio State (11/12)
Digs:	32 - Kendall White vs. Nebraska (11/4)	81 - vs. Nebraska (11/4)
Solo Blocks:	6 - Ali Frantti vs. Nebraska (12/9)	9 - vs. Nebraska (12/9)
Block Assists:	7 - Haleigh Washington at Michigan (10/22)	22 - vs. Nebraska (11/4)
Total Blocks:	9 - Haleigh Washington vs. Colorado (9/3)	17.0 - vs. Nebraska (12/9)

## 2016 OPPONENT SUPERLATIVES

THREE SETS	INDIVIDUAL	TEAM
Kills:	18, 2x last - Symone Abott, Northwestern (11/25)	46 - Minnesota (10/29)
Attacks:	45 - Symone Abbot, Northwestern (11/25)	112 - Stanford (9/4)
Attack Percentage:	.889 (8-0-9) - Molly Lohman, Minnesota (10/29)	.374 (46-6-107) - Minnesota (10/29)
Assists:	37, S. Seliger-Swenson, Minnesota (10/29)	42 - Minnesota (10/29)
Aces:	4 - Hayley Hodson, Stanford (9/4)	8 - Stanford (9/4)
Digs:	17 - Sarah Jonhson, Northwestern (9/25)	51 - Minnesota (10/29)
Solo Blocks:	2, 2x last - Deyshia Lofton, Indiana (10/15)	3, 2x last - Indiana (10/15)
Block Assists:	7 - Molly Lohman, Minnesota (10/29)	22 - Minnesota (10/29)
Total Blocks:	7, 3x last - P. Tapp & M. Lohman, Minnesota (10/29)	12.0 - Minnesota (10/29)

FOUR SETS	INDIVIDUAL	TEAM
Kills:	21 - Lauryn Gillis, Wisconsin (10/28)	67 - Wisconsin (10/28)
Attacks:	63 - Gia Milana, Maryland (11/11)	145, 2x, last - Maryland (11/11)
Attack Percentage:	.500 (13-3-20) - Haleigh Nelson, Wisconsin (10/28)	.331 (67-19-145) - Wisconsin (10/28)
Assists:	57 - Lauren Carlini, Wisconsin (10/28)	66 - Wisconsin (10/28)
Aces:	3 - Luisa Sydlik, Hofstra (9/10)	6 - Hofstra (9/10)
Digs:	22 - Kelli Bates, Wisconsin (10/28)	73 - Wisconsin (10/28)
Solo Blocks:	1, 8x last - Jenna Potts, Pitt (12/3)	3 - Maryland (11/11)
Block Assists:	6 - Ali Bastianelli, Illinois (11/25)	20 - Illinois (11/26)
Total Blocks:	6 - Ali Bastianelli, Illinois (11/25)	12.0 - Illinois (11/26)

FIVE SETS	INDIVIDUAL	TEAM
Kills:	27 - Carly Skjodt, Michigan (10/22)	80 - Michigan (10/22)
Attacks:	67 - Carly Skjodt, Michigan (10/22)	195 - Michigan (10/22)
Attack Percentage:	.615 (16-0-26) - Amber Rolfzen, Nebraska (11/4)	.284 (68-24-155) - Ohio State (11/12)
Assists:	67 - MacKenxi Welsh, Michigan (10/22)	79 - Michigan (10/22)
Aces:	3, - 3x, last - Mikela Foecke and Annika Albrecht, Nebraska (12/9)	9 - Nebraska (12/9)
Digs:	24, 2x, last - Valeria Leon, Ohio State (11/12)	81, 2x last - Nebraska (11/4)
Solo Blocks:	2, 3x, last - Briana Holman and Andie Malloy, Nebraska (12/9)	5 - Nebraska (12/9)
Block Assists:	7 - Molly Lohman, Minnesota (10/5)	23 - North Carolina (8/27)
Total Blocks:	9 - Amber Rolfzen, Nebraska (11/4)	14.5 - Nebraska (12/9)

# 2017 PENN STATE WOMEN'S VOLLEYBALL

## 2016 INDIVIDUAL MATCH-BY-MATCH LEADERS

DATE	OPP.	KILLS	ATTACKS	ACES	ASSISTS	DIGS	BLOCKS
Aug. 26	WEST VIRGINIA	Lee & Washington - 10	Lee - 20	Frantti, Lee, Rivera - 2	Detering - 29	White - 16	Washington, Gorrell - 3
Aug. 27	GA. SOUTHERN	Lee - 8	Lee - 16	Four with 1	Weiskircher - 26	Weiskircher - 8	Washington - 5
Aug. 27	NORTH CAROLINA	Lee - 23	Lee - 50	Lee - 2	Weiskircher - 28	White - 17	Washington - 5
Sept. 3	at Colorado	Lee - 19	Lee - 57	Washington, Lee - 1	Weiskircher - 35	White - 18	Washington - 9
Sept. 4	vs. Stanford	Lee - 12	Lee - 38	-	Detering - 35	White - 22	Gorrell - 8
Sept. 9	vs. Siena	Lee - 14	Lee - 29	Washington - 2	Detering - 28	White - 9	Gorrell - 6
Sept. 10	vs. Hofstra	Lee - 21	Lee - 42	Lee & Pierce - 2	Detering - 41	Detering - 10	Gorrell - 8
Sept. 10	at Syracuse	Lee - 18	Lee - 41	Frantti, Washington - 1	Detering - 39	White - 12	Gorrell - 7
Sept. 16	RHODE ISLAND	Washington - 11	Lee - 26	Sciorra - 2	Detering - 27	White - 10	Washington - 5
Sept. 17	HOWARD	Lee - 12	Lee - 32	4 with 1	Detering - 31	White - 10	Washington - 4
Sept. 17	CLEMSON	Lee - 10	Lee - 22	Detering - 1	Detering - 33	White - 15	Washington - 6
Sept. 21	at Rutgers	Lee - 13	Lee - 24	Detering - 4	Detering - 34	White - 13	Washington - 5
Sept. 25	at Northwestern	Lee - 10	Lee - 30	Lee - 4	Detering - 32	White - 10	Thelen, Gorrell - 4
Sept. 30	MICHIGAN STATE	Lee - 12	Lee - 29	Holcomb, Washington - 1	Detering - 34	Detering - 34	White - 11
Washington, Gorrell, Lee - 2							
Oct. 1	MICHIGAN	Frantti - 11	Frantti - 23	Washington - 3	Detering - 35	Detering - 11	Washington, Gorrell - 5
Oct. 5	MINNESOTA	Lee - 30	Lee - 63	Detering - 3	Detering - 61	White - 21	Thelen, Gorrell - 5
Oct. 8	RUTGERS	Lee & Gorrell - 11	Lee - 21	Broerman - 3	Detering - 40	White - 14	Washington - 5
Oct. 14	at Purdue	Lee - 15	Lee - 32	4 with 1	Detering - 29	White - 11	Gorrell - 3
Oct. 15	at Indiana	Lee, Frantti, Gorrell - 7	Lee - 22	5 with 1	Detering - 25	White - 9	Thelen - 3
Oct. 19	OHIO STATE	Lee - 12	Lee & Frantti - 22	Detering - 3	Detering - 34	White & Detering - 8	Gorrell - 6
Oct. 22	at Michigan	Lee - 27	Lee - 61	Washington - 3	Detering - 59	White - 23	Washington - 7
Oct. 28	at Wisconsin	Lee - 19	Lee - 56	Detering - 3	Detering - 36	White - 16	Washington - 6
Oct. 29	at Minnesota	Lee - 17	Lee - 36	Lee, Frantti - 1	Detering - 26	White - 15	Washington - 4
Nov. 4	NEBRASKA	Lee - 23	Lee - 70	Detering - 1	Weiskircher - 28	White - 32	Gorrell - 7
Nov. 5	IOWA	Washington, Lee, Frantti - 9		Frantti - 21	Washington, Lee - 1	Weiskircher - 29	White - 13
Washington - 10							
Nov. 11	at Maryland	Lee - 17	Lee - 50	Three with 2	Weiskircher - 41	White - 19	Washington - 9
Nov. 12	at Ohio State	Lee, Washington - 19	Lee - 55	Detering - 3	Detering - 55	White - 23	Washington - 4
Nov. 16	at Nebraska	Frantti - 7	Lee - 31	Detering - 1	Detering - 15	White - 18	Washington, Thelen - 3
Nov. 19	PURDUE	Frantti, Lee - 14	Lee - 32	Detering - 1	Detering - 41	White - 12	Gorrell - 5
Nov. 25	NORTHWESTERN	Frantti - 11	Frantti - 28	Detering - 4	Detering - 34	4 with 7	Thelen - 4
Nov. 26	ILLINOIS	Lee - 20	Lee - 42	Detering, White - 2	Detering - 57	White - 16	Frantti, Gorrell, Thelen - 2
Dec. 2	LIU BROOKLYN	Lee - 12	Lee - 26	Detering - 3	Detering - 28	White - 18	Lee - 5
Dec. 3	PITT	Lee, Washington - 14	Lee - 46	Detering - 2	Detering - 42	White - 18	Washington - 6
Dec. 9	at Nebraska	Lee - 22	Lee - 64	Weiskirchner - 4	Detering - 40	White - 26	Frantti - 6
TOTALS (INCLUDING TIES)		Lee - 30 Frantti - 6 Washington - 5 Gorrell - 2	Lee - 31 Frantti - 4	Detering - 16 Washington - 11 Lee - 9 Frantti - 7 Weiskircher - 6 Holcomb - 3 Rivera - 2 Broerman - 2 Pierce - 1 Sciorra - 1 White - 1	Detering - 28 Weiskircher - 6	White - 31 Detering - 4 Weiskircher - 1 Holcomb - 1 Pierce - 1	Washington - 19 Gorrell - 14 Thelen - 6 Lee - 2 Frantti - 2

## TEAM MATCH-BY-MATCH STAT COMPARISON \*Penn State/Opponent

OPPONENT	SETS	SKILLS	ERRORS	TA	HIT%	ASSISTS	SA	SE	RE	DIGS	BS-BA	BE	TOT BLKS
WEST VIRGINIA	3	40/27	5/17	73/84	.479/.119	36/25	6/0	9/10	0/6	35/24	2-8/0-8	1/2	6.0/4.0
GEORGIA SOUTHERN	3	35/18	7/23	66/79	.424/-.063	32/18	4/0	6/9	0/4	34/22	2-12/0-2	3/2	8.0/1.0
NORTH CAROLINA	5	60/56	27/22	162/159	.204/.214	56/56	5/8	10/16	8/5	70/64	3-12/2-23	1/0	9.0/13.5
at Colorado	5	60/55	33/22	175/150	.154/.220	57/53	2/5	12/5	5/2	63/68	7-18/3-20	0/0	16.0/13.0
vs. Stanford	3	43/41	16/15	119/112	.227/.232	42/37	0/8	9/2	8/0	50/49	2-16/1-14	1/0	10.0/8.0
vs. Siena	3	38/20	9/26	82/93	.354/-.065	35/18	4/0	4/5	0/4	36/32	4-14/0-10	3/1	11.0/5.0
vs. Hofstra	4	50/44	12/33	113/121	.336/.091	45/44	5/6	6/5	6/5	37/44	4-18/2-7	1/0	13.0/5.5
at Syracuse	3	47/25	18/16	114/102	.254/.088	46/20	2/0	6/8	0/2	56/38	1-14/3-14	1/3	8.0/10.0
RHODE ISLAND	3	38/20	8/25	80/92	.375/-.054	34/20	4/0	8/6	0/4	40/31	3-10/1-6	0/1	8.0/4.0
HOWARD	3	40/24	10/23	96/91	.312/.011	35/24	4/3	6/5	3/4	41/40	2-10/0-8	0/1	7.0/4.0
CLEMSON	3	38/25	7/26	81/99	.383/-.010	36/25	1/4	6/8	4/1	42/35	4-12/0-2	2/1	10.0/1.0
at Rutgers	3	42/29	5/18	79/86	.468/-.128	38/29	10/0	5/5	0/10	31/27	3-10/1-4	0/0	8.0/3.0
at Northwestern	3	37/33	12/23	94/108	.266/.093	37/29	8/3	9/5	3/8	41/41	1-14/0-8	0/2	8.0/4.0
MICHIGAN STATE	3	42/31	10/21	96/97	.333/.103	38/30	2/5	9/9	5/2	36/37	4-4/1-8	3/1	6.0/5.0
MICHIGAN	3	47/34	9/16	88/87	.432/.207	44/34	8/2	9/4	2/8	30/27	0-22/1-6	2/0	11.0/4.0
MINNESOTA	5	80/62	24/24	182/160	.308/.237	72/59	4/6	7/3	6/4	60/65	3-14/1-20	2/5	10.0/11.0
RUTGERS	3	48/19	11/17	87/85	.425/.024	43/18	4/2	7/4	2/4	45/25	1-17/1-6	1/2	9.5/4.0
at Purdue	3	41/34	12/21	90/95	.322/.137	38/32	4/3	3/7	3/4	32/29	0-8/2-4	0/1	4.0/4.0
at Indiana	3	38/32	13/23	83/88	.301/-.102	34/28	5/0	7/7	0/5	29/26	4-6/3-4	1/2	7.0/5.0
OHIO STATE		3	41/39	10/20	87/99	.356/.192	39/36	6/3	5/8	3/6	34/33	6-0/10-8	1/5
11.0/4.0	at Michigan	5	73/80	17/27	179/195	.313/.272	71/79	5/3	8/3	3/5	72/81	3-4/16-2	1/1
11.0/5.0	at Wisconsin	4	44/67	14/19	139/145	.216/.331	43/66	5/5	6/9	5/5	53/73	6-12/0-16	8/1
12.0/8.0													
at Minnesota	3	45/46	20/6	128/107	.195/.374	44/42	2/2	7/2	2/2	48/51	1-6/1-22	2/0	4.0/12.0
NEBRASKA	5	60/73	29/27	187/193	.166/.238	56/68	1/2	6/11	2/1	81/81	1-22/2-22	2/0	12.0/13.0
IOWA	3	39/29	10/26	84/99	.345/.030	36/28	2/1	3/8	1/2	41/32	1-26/0-6	1/0	14.0/3.0
at Maryland	4	52/45	25/21	145/145	.186/.166	48/44	8/1	10/11	1/8	71/66	1-22/3-16	2/4	12.0/11.0
at Ohio State	5	65/68	16/24	165/155	.297/.284	61/67	7/3	13/12	3/7	58/70	2-10/1-10	1/0	7.0/6.0
at Nebraska	3	44/28	21/13	108/107	.065/.290	27/42	2/2	7/8	2/2	43/54	0-10/2/14	1/0	5.0/9.0
PURDUE	3	50/39	11/16	101/100	.386/.230	45/35	1/1	6/8	1/1	37/33	0-14/2-8	1/3	7.0/6.0
NORTHWESTERN	3	43/44	10/13	87/104	.379/.298	41/41	5/4	4/12	4/5	38/32	0-13/0-8	2/3	6.5/4.0
ILLINOIS	4	65/51	19/16	140/116	.329/.302	63/49	6/3	12/8	3/6	46/45	2-6/2-20	1/5	5.0/12.0
LIU BROOKLYN	3	38/21	7/25	77/100	.403/-.040	35/21	5/2	0/5	2/5	45/29	6-9/0-4	0/0	10.5/2.0
PITT	4	56/48	14/28	131/136	.321/-.147	50/48	5/2	8/5	2/5	48/55	3-20/1-9	2/2	13.0/5.5
Nebraska	5	63/71	22/25	175/180	.234/.256	62/60	5/9	9/5	9/5	75/78	9-16/5-19	2/1	17.0/14.5

# 2017 PENN STATE WOMEN'S VOLLEYBALL

## 2016 OVERALL STATISTICS

**RECORD: 24-10**

**HOME: 16-2**

**AWAY: 6-7**

**NEUTRAL: 2-1**

PLAYER	SETS	K	K/S	E	TA	PCT.	A	SA	SA/S	SE	RE	DIG	D/S	BS	BA	TB	B/S	BE	PTS
#8 L. Pierce	70	1	0.01	0	1	1.000	7	4	0.06	7	6	44	0.63	0	0	0	0.00	0	5.0
#23 C. Powers	10	5	0.50	0	10	.500	0	0	0.00	0	1	2	0.20	0	0	0	0.00	0	5.0
#15 H. Washington	121	291	2.40	52	556	.430	7	24	0.20	37	0	11	0.17	7	59	66	1.05	11	395.0
#11 T. Gorrell	121	201	1.66	65	378	.360	11	0	0.00	0	1	19	0.16	22	99	121	1.00	18	272.5
#7 A. Detering	109	95	0.87	19	229	.332	1082	39	0.36	38	1	194	1.78	3	40	43	0.39	9	157.0
#19 H. Thelen	118	205	1.74	67	518	.266	3	0	0.00	0	0	27	0.23	8	86	94	0.80	4	256.0
#22 S. Lee	121	503	4.16	174	1245	.264	17	17	0.14	45	9	194	1.60	18	45	63	0.52	3	560.5
#5 A. Frantti	121	295	2.44	99	861	.228	41	16	0.13	22	43	219	1.81	20	42	62	0.51	2	352.0
#21 B. Weiskircher	70	15	0.21	6	40	.225	231	12	0.17	21	0	71	1.01	0	14	14	0.20	3	34.0
#6 N. Reed	20	9	0.45	5	33	.121	0	0	0.00	0	0	1	0.05	0	5	5	0.25	1	11.5
#16 J. Novakovic	5	3	0.60	2	9	.111	0	0	0.00	0	0	1	0.20	0	0	0	0.00	0	3.0
#18 A. Farrell	5	0	0.00	0	0	.000	0	1	0.20	0	0	1	0.20	0	0	0	0.00	0	1.0
#24 L. Broerman	81	0	0.00	0	0	.000	2	8	0.10	7	4	29	0.36	0	0	0	0.00	0	8.0
#13 T. Krause	20	0	0.00	0	0	.000	0	0	0.00	3	0	11	0.55	0	0	0	0.00	0	0.0
#12 K. Holcomb	113	0	0.00	0	1	.000	35	6	0.05	21	9	86	1.65	0	0	0	0.00	0	6.0
#10 C. Muller	12	0	0.00	0	0	.000	0	1	0.08	3	0	6	0.50	0	0	0	0.00	0	1.0
#4 W. Rivera	19	0	0.00	0	0	.000	2	4	0.21	10	0	16	0.84	0	0	0	0.00	0	4.0
#3 K. White	121	3	0.02	3	10	.000	81	13	0.11	25	21	500	4.13	0	0	0	0.00	0	16.0
#2 E. Sciorra	11	0	0.00	1	2	-.500	0	2	0.18	3	11	5	0.45	0	0	0	0.00	0	2.0
<b>PENN STATE</b>	<b>121</b>	<b>1626</b>	<b>13.44</b>	<b>493</b>	<b>3893</b>	<b>.291</b>	<b>1519</b>	<b>147</b>	<b>1.21</b>	<b>242</b>	<b>98</b>	<b>1598</b>	<b>13.21</b>	<b>91</b>	<b>451</b>	<b>316.5</b>	<b>2.62</b>	<b>51</b>	<b>2089.5</b>
<b>OPPONENTS</b>	<b>121</b>	<b>1394</b>	<b>11.52</b>	<b>717</b>	<b>3969</b>	<b>.171</b>	<b>1325</b>	<b>98</b>	<b>0.81</b>	<b>238</b>	<b>147</b>	<b>1537</b>	<b>12.70</b>	<b>45</b>	<b>358</b>	<b>224.0</b>	<b>1.85</b>	<b>50</b>	<b>1716.0</b>

## 2016 BIG TEN STATISTICS

**RECORD: 14-6**

**HOME: 9-1**

**AWAY: 5-5**

**NEUTRAL: 0-0**

PLAYER	SETS	K	K/S	E	TA	PCT.	A	SA	SA/S	SE	RE	DIG	D/S	BS	BA	TB	B/S	BE	PTS
#8 L. Pierce	38	1	0.03	0	1	1.000	0	1	0.03	4	2	18	0.47	0	0	0	0.00	0	2.0
#15 H. Washington	71	175	2.46	27	327	.453	3	18	0.25	19	0	44	0.62	9	71	80	1.13	6	237.5
#11 T. Gorrell	71	122	1.72	40	231	.355	3	0	0.00	0	0	8	0.11	8	55	63	0.89	13	157.5
#23 C. Powers	7	1	0.14	0	3	.333	0	0	0.00	0	1	1	0.14	0	0	0	0.00	0	1.0
#7 A. Detering	67	59	0.88	12	146	.322	671	29	0.43	25	1	112	1.67	2	21	23	0.34	5	100.5
#22 S. Lee	71	298	4.20	112	736	.253	11	7	0.10	26	4	109	1.54	7	25	32	0.45	3	324.5
#21 B. Weiskircher	48	12	0.25	5	28	.250	125	6	0.12	13	0	41	0.85	0	9	9	0.19	1	22.5
#5 A. Frantti	71	186	2.62	55	535	.245	29	8	0.11	15	24	128	1.80	9	24	33	0.46	2	215.0
#19 H. Thelen	70	123	1.76	46	329	.234	2	0	0.00	0	0	11	0.16	4	56	60	0.86	3	155.0
#3 K. White	71	2	0.03	1	5	.200	46	10	0.14	16	11	297	4.18	0	0	0	0.00	0	12.0
#6 N. Reed	8	1	0.12	0	6	.167	0	0	0.00	0	0	0	0.00	0	1	1	0.12	1	1.5
#12 K. Holcomb	71	0	0.00	0	1	.000	27	6	0.08	16	5	133	1.87	0	0	0	0.00	0	6.0
#10 C. Muller	9	0	0.00	0	0	.000	0	1	0.11	2	0	4	0.44	0	0	0	0.00	0	1.0
#4 W. Rivera	2	0	0.00	0	0	.000	0	0	0.00	0	0	1	0.50	0	0	0	0.00	0	0.0
#13 T. Krause	8	0	0.00	0	0	.000	0	0	0.00	1	0	0	0.00	0	0	0	0.00	0	0.0
#2 E. Sciorra	3	0	0.00	0	1	.000	0	0	0.00	1	0	0	0.00	0	0	0	0.00	0	0.0
#18 A. Farrell	1	0	0.00	0	0	.000	0	1	1.00	0	0	0	0.00	0	0	0	0.00	0	1.0
#24 L. Broerman	57	0	0.00	0	0	.000	1	8	0.14	5	0	19	0.33	0	0	0	0.00	0	8.0
<b>PENN STATE</b>	<b>71</b>	<b>980</b>	<b>13.80</b>	<b>298</b>	<b>2349</b>	<b>.290</b>	<b>918</b>	<b>95</b>	<b>1.34</b>	<b>143</b>	<b>51</b>	<b>926</b>	<b>13.04</b>	<b>39</b>	<b>262</b>	<b>170.0</b>	<b>2.39</b>	<b>34</b>	<b>1245.0</b>
<b>OPPONENTS</b>	<b>71</b>	<b>899</b>	<b>12.66</b>	<b>391</b>	<b>2371</b>	<b>.214</b>	<b>856</b>	<b>51</b>	<b>0.72</b>	<b>144</b>	<b>95</b>	<b>928</b>	<b>13.07</b>	<b>27</b>	<b>212</b>	<b>133.0</b>	<b>1.87</b>	<b>36</b>	<b>1083.0</b>

# 2017 PENN STATE WOMEN'S VOLLEYBALL

## CAREER STATISTICS

### KATHRYN CATHER

SEASON	SP-MP	K	K/S	E	TA	PCT	A	A/S	SA	SA/S	DIG	D/S	BS	BA	TB	B/S
2015*	114-32	203	1.78	82	479	.253	4	0.04	30	0.26	68	0.60	2	49	51	0.45
2016*	83-23	219	2.64	62	447	.351	8	0.10	13	0.16	67	0.81	6	33	39	0.47
<b>MISSISSIPPI</b>	<b>197-55</b>	<b>422</b>	<b>2.14</b>	<b>144</b>	<b>926</b>	<b>.300</b>	<b>12</b>	<b>0.06</b>	<b>43</b>	<b>0.22</b>	<b>135</b>	<b>0.68</b>	<b>8</b>	<b>82</b>	<b>90</b>	<b>0.46</b>

\* AT MISSISSIPPI

### ABBY DETERING

SEASON	SP-MP	K	K/S	E	TA	PCT	A	A/S	SA	SA/S	DIG	D/S	BS	BA	TB	B/S
2014*	10-7	2	0.20	2	8	.000	21	2.10	0	0.00	4	0.40	0	0	0	0.00
2015*	89-29	10	0.11	1	15	.600	58	0.65	25	0.28	41	0.46	0	6	6	0.07
2016	109-33	95	0.87	19	229	.332	1082	9.93	39	0.38	194	1.78	3	40	43	0.39
<b>PENN STATE</b>	<b>109-33</b>	<b>95</b>	<b>0.87</b>	<b>19</b>	<b>229</b>	<b>.332</b>	<b>1082</b>	<b>9.93</b>	<b>39</b>	<b>0.38</b>	<b>194</b>	<b>1.78</b>	<b>3</b>	<b>40</b>	<b>43</b>	<b>0.39</b>
<b>* ALL</b>	<b>208-69</b>	<b>107</b>	<b>0.51</b>	<b>22</b>	<b>252</b>	<b>.337</b>	<b>1161</b>	<b>5.58</b>	<b>64</b>	<b>0.31</b>	<b>239</b>	<b>1.15</b>	<b>3</b>	<b>46</b>	<b>49</b>	<b>0.24</b>

\* AT FLORIDA

### ALLISON FARRELL

SEASON	SP-MP	K	K/S	E	TA	PCT	A	A/S	SA	SA/S	DIG	D/S	BS	BA	TB	B/S
2016	5-5	0	0.00	0	0	.000	0	0.00	1	0.20	1	0.20	0	0	0	0.00
<b>TOTAL</b>	<b>5-5</b>	<b>0</b>	<b>0.00</b>	<b>0</b>	<b>0</b>	<b>.000</b>	<b>0</b>	<b>0.00</b>	<b>1</b>	<b>0.20</b>	<b>1</b>	<b>0.20</b>	<b>0</b>	<b>0</b>	<b>0</b>	<b>0.00</b>

### ALI FRANTTI

SEASON	SP-MP	K	K/S	E	TA	PCT	A	A/S	SA/S	SE	DIG	D/S	BS	BA	TB	B/S
2014	122-39	391	3.20	113	898	.310	21	0.17	28	0.23	159	1.30	10	48	58	0.48
2015	115-34	303	2.63	112	799	.239	19	0.17	10	0.09	214	1.86	11	44	55	0.48
2016	121-34	295	2.44	99	861	.228	41	0.34	16	0.13	219	1.81	20	42	62	0.51
<b>TOTAL</b>	<b>358-107</b>	<b>989</b>	<b>2.76</b>	<b>324</b>	<b>2558</b>	<b>.260</b>	<b>81</b>	<b>0.23</b>	<b>54</b>	<b>0.15</b>	<b>592</b>	<b>1.65</b>	<b>41</b>	<b>134</b>	<b>175</b>	<b>0.49</b>

### KEETON HOLCOMB

SEASON	SP-MP	K	K/S	E	TA	PCT	A	A/S	SA	SA/S	DIG	D/S	BS	BA	TB	B/S
2015	102-32	1	0.01	1	3	.000	70	0.69	6	0.06	311	3.05	0	0	0	0.00
2016	113-34	0	0.00	0	1	.000	35	0.31	6	0.05	186	1.65	0	0	0	0.00
<b>TOTAL</b>	<b>215-66</b>	<b>1</b>	<b>0.00</b>	<b>1</b>	<b>4</b>	<b>.000</b>	<b>105</b>	<b>0.49</b>	<b>12</b>	<b>0.06</b>	<b>497</b>	<b>2.31</b>	<b>0</b>	<b>0</b>	<b>0</b>	<b>0.00</b>

### TORI GORRELL

SEASON	SP-MP	K	K/S	E	TA	PCT	A	A/S	SA	SA/S	DIG	D/S	BS	BA	TB	B/S
2015	Redshirt Season															
2016	121-34	201	1.66	65	378	.360	11	0.09	0	0.00	19	0.16	22	99	121	1.00
<b>TOTAL</b>	<b>121-34</b>	<b>201</b>	<b>1.66</b>	<b>65</b>	<b>378</b>	<b>.360</b>	<b>11</b>	<b>0.09</b>	<b>0</b>	<b>0.00</b>	<b>19</b>	<b>0.16</b>	<b>22</b>	<b>99</b>	<b>121</b>	<b>1.00</b>

### SIMONE LEE

SEASON	SP-MP	K	K/S	E	TA	PCT	A	A/S	SA	SA/S	DIG	D/S	BS	BA	TB	B/S
2014	64-26	135	2.11	53	350	.234	1	0.02	0	0.00	28	0.44	5	20	25	0.39
2015	86-31	158	1.84	60	384	.255	2	0.02	7	0.08	39	0.45	5	49	54	0.63
2016	121-34	503	4.16	174	1245	.264	17	0.14	17	0.14	194	1.60	18	45	63	0.52
<b>TOTAL</b>	<b>271-91</b>	<b>796</b>	<b>2.94</b>	<b>287</b>	<b>1979</b>	<b>.257</b>	<b>20</b>	<b>0.07</b>	<b>24</b>	<b>0.09</b>	<b>261</b>	<b>0.96</b>	<b>28</b>	<b>114</b>	<b>142</b>	<b>0.52</b>

### LAINY PIERCE

SEASON	SP-MP	K	K/S	E	TA	PCT	A	A/S	SA	SA/S	DIG	D/S	BS	BA	TB	B/S
2014	61-30	0	0.00	0	1	.000	4	0.07	11	0.18	19	0.31	0	0	0	0.00
2015	51-22	0	0.00	0	2	.000	0	0.00	4	0.08	19	0.37	0	0	0	0.00
2016	70-31	1	0.01	0	1	1.000	7	0.10	4	0.06	44	0.63	0	0	0	0.00
<b>TOTAL</b>	<b>182-83</b>	<b>1</b>	<b>0.01</b>	<b>0</b>	<b>4</b>	<b>.250</b>	<b>11</b>	<b>0.06</b>	<b>19</b>	<b>0.10</b>	<b>82</b>	<b>0.45</b>	<b>0</b>	<b>0</b>	<b>0</b>	<b>0.00</b>

# 2017 PENN STATE WOMEN'S VOLLEYBALL

## CAREER STATISTICS

### CLARE POWERS

SEASON	SP-MP	K	K/S	E	TA	PCT	A	A/S	SA	SA/S	DIG	D/S	BS	BA	TB	B/S
2014*	96-27	185	1.93	91	669	.141	15	0.16	14	0.15	210	2.19	1	33	34	0.35
2015*	26-9	15	0.58	10	85	.059	1	0.04	2	0.08	11	0.42	0	4	4	0.15
2016	10-9	5	0.50	0	10	.500	0	0.00	0	0.00	2	0.20	0	0	0	0.00
<b>PENN STATE</b>	<b>10-9</b>	<b>5</b>	<b>0.50</b>	<b>0</b>	<b>10</b>	<b>.500</b>	<b>0</b>	<b>0.00</b>	<b>0</b>	<b>0.00</b>	<b>2</b>	<b>0.20</b>	<b>0</b>	<b>0</b>	<b>0</b>	<b>0.00</b>
<b>TOTAL</b>	<b>132-45</b>	<b>205</b>	<b>1.55</b>	<b>101</b>	<b>764</b>	<b>.136</b>	<b>16</b>	<b>0.12</b>	<b>16</b>	<b>0.12</b>	<b>223</b>	<b>1.69</b>	<b>1</b>	<b>37</b>	<b>38</b>	<b>0.29</b>

\* AT SAINT MARY'S

### NIA REED

SEASON	SP-MP	K	K/S	E	TA	PCT	A	A/S	SA	SA/S	DIG	D/S	BS	BA	TB	B/S
2014	Redshirt season															
2015	21-11	20	0.95	11	58	.155	0	0.00	0	0.00	1	0.05	0	6	6	0.29
2016	20-14	9	0.45	5	33	.121	0	0.00	0	0.00	1	0.05	0	5	5	0.25
<b>TOTAL</b>	<b>41-25</b>	<b>29</b>	<b>0.71</b>	<b>16</b>	<b>91</b>	<b>.143</b>	<b>0</b>	<b>0.00</b>	<b>0</b>	<b>0.00</b>	<b>2</b>	<b>0.05</b>	<b>0</b>	<b>11</b>	<b>11</b>	<b>0.27</b>

### EMILY SCIORRA

SEASON	SP-MP	K	K/S	E	TA	PCT	A	A/S	SA	SA/S	DIG	D/S	BS	BA	TB	B/S
2016	11-8	0	0.00	1	2	-.500	0	0.00	2	0.18	5	0.45	0	0	0	0.00
<b>TOTAL</b>	<b>11-8</b>	<b>0</b>	<b>0.00</b>	<b>1</b>	<b>2</b>	<b>-.500</b>	<b>0</b>	<b>0.00</b>	<b>2</b>	<b>0.18</b>	<b>5</b>	<b>0.45</b>	<b>0</b>	<b>0</b>	<b>0</b>	<b>0.00</b>

### HEIDI THELEN

SEASON	SP-MP	K	K/S	E	TA	PCT	A	A/S	SE	SA/S	DIG	D/S	BS	BA	TB	B/S
2014	9-6	10	1.11	2	22	.364	0	0.00	0	0.00	1	0.11	1	6	7	0.78
2015	63-24	41	0.65	14	93	.290	8	0.13	0	0.00	11	0.17	7	59	66	1.05
2016	118-34	205	1.74	67	518	.266	3	0.03	0	0.00	27	0.23	8	86	94	0.80
<b>TOTAL</b>	<b>190-64</b>	<b>256</b>	<b>1.35</b>	<b>83</b>	<b>633</b>	<b>.273</b>	<b>11</b>	<b>0.06</b>	<b>0</b>	<b>0.00</b>	<b>39</b>	<b>0.21</b>	<b>16</b>	<b>151</b>	<b>167</b>	<b>0.88</b>

### HALEIGH WASHINGTON

SEASON	SP-MP	K	K/S	E	TA	PCT	A	A/S	SA	SA/S	DIG	D/S	BS	BA	TB	B/S
2014	80-27	208	2.60	37	369	.463	5	0.06	0	0.00	23	0.29	17	79	96	1.20
2015	115-34	302	2.63	58	552	.442	4	0.03	26	0.23	66	0.57	24	135	159	1.38
2016	121-34	291	2.40	52	556	.430	7	0.06	24	0.20	72	0.60	20	120	140	1.16
<b>TOTAL</b>	<b>316-95</b>	<b>801</b>	<b>2.53</b>	<b>147</b>	<b>1477</b>	<b>.443</b>	<b>16</b>	<b>0.05</b>	<b>50</b>	<b>0.16</b>	<b>161</b>	<b>0.51</b>	<b>61</b>	<b>334</b>	<b>395</b>	<b>1.25</b>

### BRYANNA WEISKIRCHER

SEASON	SP-MP	K	K/S	E	TA	PCT	A	A/S	SA	SA/S	DIG	D/S	BS	BA	TB	B/S
2014	Redshirt season															
2015	115-34	68	0.59	24	168	.262	1245	10.83	40	0.35	257	2.23	2	66	68	0.59
2016	70-25	15	0.21	6	40	.225	231	3.30	12	0.17	71	1.01	0	14	14	0.20
<b>TOTAL</b>	<b>185-59</b>	<b>83</b>	<b>0.45</b>	<b>30</b>	<b>208</b>	<b>.255</b>	<b>1476</b>	<b>7.98</b>	<b>52</b>	<b>0.28</b>	<b>328</b>	<b>1.77</b>	<b>2</b>	<b>80</b>	<b>82</b>	<b>0.44</b>

### KENDALL WHITE

SEASON	SP-MP	K	K/S	E	TA	PCT	A	A/S	SA	SA/S	DIG	D/S	BS	BA	TB	B/S
2016	121-34	3	0.02	3	10	.000	81	0.67	13	0.11	500	4.13	0	0	0	0.00
<b>TOTAL</b>	<b>121-34</b>	<b>3</b>	<b>0.02</b>	<b>3</b>	<b>10</b>	<b>.000</b>	<b>81</b>	<b>0.67</b>	<b>13</b>	<b>0.11</b>	<b>500</b>	<b>4.13</b>	<b>0</b>	<b>0</b>	<b>0</b>	<b>0.00</b>

# 2017 PENN STATE WOMEN'S VOLLEYBALL



**1** Kathryn Cather  
Jr., RS, 6-2  
Hoover, Ala.



**2** Emily Sciorra  
So., DS, 5-4  
Chantilly, Va.



**3** Kendall White  
So., DS, 5-4  
Indianapolis, Ind.




**5** Ali Frantti  
Sr., OH, 6-1  
Spring Grove, Ill.



**6** Nia Reed  
RS-Jr., OH, 6-1  
Fort Lee, N.J.



**7** Abby Detering  
Sr., S, 6-0  
Mentor, Ohio



**8** Lainy Pierce  
Sr., DS, 5-8  
Eden, N.Y.



**9** Jennifer Halterman  
Sr., DS, 5-3  
Dillsburg, Pa.



**10** Cami May  
Fr., RS, 6-2  
Katy, Texas



**11** Tori Gorrell  
RS-So., MB, 6-2  
Oakville, Ontario



**12** Keeton Holcomb  
Jr., DS, 5-7  
Belville, Texas



**14** Kristin Krause  
So., DS, 5-7  
Allentown, Pa.



**15** Haleigh Washington  
Sr., MB, 6-3  
Colorado Springs, Colo.




**17** Michaela Putnicki  
Fr., OH, 6-1  
Monument, Colo.



**18** Allison Farrell  
So., DS, 5-6  
Lombard, Ill.



**19** Heidi Thelen  
Sr., RS, 6-2  
Edgewood, Ky.



**21** Bryanna Weiskircher  
RS-Jr., S, 6-0  
Loves Park, Ill.



**22** Simone Lee  
Sr., OH, 6-1  
Menomonee Falls, Wis.



**23** Clare Powers  
RS-Jr., OH, 6-3  
Aptos, Calif



Russ Rose  
Head Coach



Salima Rockwell  
Associate  
Head Coach




Craig Dyer  
Assistant Coach



Jon Parry  
Director of  
Operations



Dennis Hohenshelt  
Volunteer  
Assistant Coach



Scott Campbell  
Athletic Trainer