

# PENN STATE<sup>®</sup> BASKETBALL

2016-17

**GAME 32**  
BIG TEN TOURNAMENT

## THE MATCHUP



**PENN STATE NITTANY LIONS**  
GOPSUSPORTS.COM



**NEBRASKA HUSKERS**  
HUSKERS.COM



**2016-17 Record** ..... 14-17, 6-12 Big Ten  
**Last Game** ..... L, 90-79 at Iowa (3/5/17)  
**Head Coach** ..... Patrick Chambers  
 Career Record ..... 128-136 / Eighth Season  
 Record @ Penn State ..... 86-108 / Sixth Season

**Points Leader** ..... Tony Carr (13.2)  
**Rebounds Leader** ..... Mike Watkins (8.1)  
**Assists Leader** ..... Tony Carr (13.0 / 4.2)  
**Blocks Leader** ..... Mike Watkins (80 / 2.6)

**2016-17 Record:** ..... 12-18, 6-12 Big Ten  
**Last Game** ..... L, 93-57 vs. Michigan (3/5/17)  
**Head Coach** ..... Tim Miles  
 Career Record ..... 358-305 / 22nd Season  
 Record @ Nebraska ..... 75-85 / Fifth Season

**Points Leader** ..... Tai Webster (17.2)  
**Rebounds Leader** ..... Ed Morrow Jr. (7.4)  
**Assists** ..... Tai Webster (121 / 4.0)  
**Blocks** ..... Ed Morrow Jr. (25 / 1.1)

- Penn State begins play as the No. 13 seed in the Big Ten Tournament, taking on 12th-seeded Nebraska at 4:30 p.m. Wednesday from the Verizon Center in Washington, D.C. The game will air on ESPN2. The winner will take on fifth-seeded Michigan State at approximately 2:30 p.m. Thursday in the second of four second-round games.
- Penn State is 11-19 in the Big Ten tourney since it began in 1998. The Lions were 0-1 last season, falling to Ohio State in the second round, after going 2-1 in 2015, advancing to the quarterfinals as the No. 13 seed. The Lions have one appearance in the championship game (2011).
- Tony Carr was named to the Big Ten All-Freshman team, the first PSU rookie honoree since 2006, and earned an honorable mention All-Big Ten nod by league media. [MORE: Page 4]
- Four players are averaging in double figures for Penn State, led by freshmen Tony Carr (13.2) and Lamar Stevens (12.5). Three freshmen are among the top five scorers and are each of top-three rebounders. Carr is averaging 16.9 points and 5.4 assists over the last 10 games.
- A freshman leads Penn State in scoring (Carr), rebounding (Mike Watkins), assists (Carr) and blocks (Watkins).
- Mike Watkins needs just four rebounds to break Jesse Arnelle's 65-year old freshman rebound record (254; 1952).

### IN THESE NOTES

Roster & Info.....	2
Gameday Info.....	3
Notes.....	4-7
<b>BIG NOTES</b> .....	<b>8-12</b>
<b>SEASON/BIG STATS</b> .....	<b>14-15</b>
The Last Time.....	16
Charting PSU.....	17
PSU in BIG/NCAA.....	18
Highs / Lows.....	19
Player Pages.....	20-30
Patrick Chambers.....	31
Recaps / Box Scores.....	32-42
Radio/TV Roster.....	43

## AT A GLANCE

### LAST GAME STARTERS

 <b>#10 TONY CARR</b> <i>Fr.</i>   G   6-3   198   <b>GP/GS: 31 / 31</b> 13.2 ppg 4.6 rpg 4.2 apg 32.6 mpg	<ul style="list-style-type: none"> <li>• Leads team in scoring (13.2); Averaging 16.9 points and 5.4 assists last 10 games</li> <li>• Seven 20-plus point games, including three of last four games</li> <li>• Owns PSU freshman record in assists (130); Had 14 assists at Indiana (2/1)</li> <li>• Second career double-double at IU (2/1) with 23 points, 14 assists</li> </ul>
 <b>#33 SHEP GARNER</b> <i>TEAM CAPTAIN</i> <i>Jr.</i>   G   6-2   187   <b>GP/GS: 31 / 29</b> 12.1 ppg 2.7 rpg 2.5 apg 32.5 mpg	<ul style="list-style-type: none"> <li>• Third on team in scoring (12.0 ppg); Second in assists (2.5) and steals (1.3)</li> <li>• Passed 1,000 career points vs. Michigan State; now has 1,161 (No. 22 all-time)</li> <li>• Has 14 career games with 20+ points; last with 20 vs. Ohio State (2/28)</li> <li>• First on team/Third in Big Ten in made 3s (76)</li> </ul>
 <b>#23 JOSH REAVES</b> <i>So.</i>   G   6-4   210   <b>GP/GS: 26 / 21</b> 7.8 ppg 4.1 rpg 2.2 spg 26.8 mpg	<ul style="list-style-type: none"> <li>• Leads Big Ten steals per game and 15th in NCAA (2.2)</li> <li>• Third on team with 2.3 assists per game; Had 5 assists at Iowa (3/5)</li> <li>• Had career day at Iowa (3/5) w/ 25 points, 5 assists, 1 steal, 1 block</li> <li>• Missed first five games with left knee injury</li> </ul>
 <b>#11 LAMAR STEVENS</b> <i>Fr.</i>   F   6-7   218   <b>GP/GS: 31 / 31</b> 12.5 ppg 5.6 rpg 76.4 FT% 27.6 mpg	<ul style="list-style-type: none"> <li>• Averaging 14.8 points per game over the last 10 games</li> <li>• Second on team in scoring (12.5 ppg) and rebounding (5.6 rpg)</li> <li>• Has led the team in scoring in seven games this season; four in Big Ten play</li> <li>• Four 20-plus point performances, last w/ 25 points in win over Maryland (2/7)</li> </ul>
 <b>#24 MIKE WATKINS</b> <i>R-Fr.</i>   C   6-9   246   <b>GP/GS: 31 / 22</b> 9.5 ppg 8.1 rpg 2.6 bpg 23.2 mpg	<ul style="list-style-type: none"> <li>• Has seven double-doubles (last at Iowa 3/5); Penn State freshman record</li> <li>• Leads team in blocks (2.6) and rebounding (8.1); Fifth in scoring (9.5)</li> <li>• No. 2 B1G/No. 1 DI freshmen in total blocks (80) and blocks per game (2.6)</li> <li>• Had 12 boards at Iowa; Needs just four to break Jesse Arnelle freshman record</li> </ul>

### KEY RESERVES

#	PLAYER	GP-GS	PPG	RPG	MISC	MPG	NOTES
0*	Payton Banks (6-6, 223, F, Jr.)	30-11	10.9	2.0	72 3FGs	26.2	Fourth on team in scoring; 7th in B1G in 3-pointers/6th in 3s per game
5*	Terrence Samuel (6-3, 208, G, Jr.)	26-1	4.0	2.4	1.7 apg	17.0	Career-high 16 vs. Colgate w/ 1st 3FG; Had team-high 7 assts vs. GCU (11/15)
44	Julian Moore (6-10, 235, C, Jr.)	30-9	3.0	3.1	24 blcks	15.5	Averaged 3.3 ppg with 11 blocks in nine games as a starter
1	Davis Zemgulis (6-6, 220, F, So.)	17-0	0.8	0.7	3 3FGs	6.5	Has seen action in 7 of last 12 games; Limited by injuries early this season
4	Nazeer Bostick (6-4, 187, G, Fr.)	18-0	1.3	0.7	5-5 FTs	6.7	Will miss 2-4 wks w/ broken hand; Had 4 pts, 1 blk, 1 asst vs. Maryland (2/7)
21	Isaiah Washington (6-2, 163, G, So.)	15-0	0.8	0.4	3 3FGs	5.4	3FG in last two games; Adds spark off the bench, especially on defensive end

**FULL ROSTER: PAGE 2** \*Team Captain

## ► 2016-17 SCHEDULE

### OVERALL RECORD: 14-16

BIG TEN .....	6-11	HOME .....	9-7
NON-CONFERENCE.....	8-5	AWAY .....	4-6
		NEUTRAL.....	1-3

DATE	OPPONENT	TV	TIME/RESULT
N 4	LOCK HAVEN (exh)	BTN Plus	W, 91-65
N 11	ALBANY <sup>1</sup>	ESPN3	L, 87-81
N 13	DUQUESNE	BTN	W, 82-74
N 15	GRAND CANYON <sup>1</sup>	ESPN3	W, 85-76
N 19	vs. No. 1/1 Duke <sup>2</sup>	ESPN3	L, 78-68
N 20	vs. No. 24/25 Cincinnati <sup>2</sup>	ESPN2	L, 71-50
N 23	COLGATE	BTN	W, 72-59
N 26	at George Washington	--	W, 74-68
N 29	GEORGIA TECH <sup>3</sup>	ESPNU	W, 67-60
D 3	WRIGHT STATE	BTN+	W, 72-50
D 7	GEORGE MASON	BTN	L, 85-66
D 10	vs. Pittsburgh <sup>4</sup>	CBSN	L, 81-73
D 18	vs. St. JOHN'S <sup>5</sup>	FS1	W, 92-76
D 21	MORGAN STATE	BTN+	W, 96-55
D 27	NORTHWESTERN	ESPN2	L, 87-77
J 1	at Rutgers	ESPNU	W, 60-47
J 4	at Michigan	BTN	L, 72-69
J 7	vs. MICHIGAN STATE <sup>6</sup>	ESPN	W, 72-63
J 14	No. 24/24 MINNESOTA	ESPNU	W, 52-50
J 18	INDIANA	BTN	L, 78-75
J 21	at No. 21/22 Purdue	BTN	L, 77-52
J 24	at No. 15/15 Wisconsin	BTN	L, 82-55
J 28	ILLINOIS	BTN	W, 71-67
F 1	at Indiana	BTN	L, 110-102 (3ot)
F 4	RUTGERS	ESPNU	L, 70-68
F 7	No. 21/22 MARYLAND	BTN	W, 70-64
F 11	at Illinois	BTN	W, 83-70
F 14	at Nebraska	BTN	L, 82-66
F 21	No. 14/14 PURDUE	BTN	L, 74-70 (ot)
F 25	at Minnesota	BTN	L, 81-71
F 28	OHIO STATE	BTN	L, 71-70
M 5	at Iowa	BTN	L, 90-79
M 8	vs. Nebraska <sup>7</sup>	ESPN2	4:30 PM

1 - Hall of Fame Tip-Off (University Park, Pa.)      5 - Holiday Hoops Festival (New York; MSG)  
 2 - Hall of Fame Tip-Off (Uncasville, Conn.)      6 - Philadelphia, Pa. (The Palestra)  
 3 - B1G/ACC Challenge (University Park, Pa.)      7 - Big Ten Tournament (D.C., Verizon Center)  
 4 - Never Forget Tribute Classic (Newark, N.J.)

## ► HOW TO FOLLOW

<p><b>WATCH</b></p> Dave Flemming (xpp) Dan Dakich (analysis) Molly McGrath (sideline) 	<p><b>LISTEN</b></p> <b>PENN STATE SPORTS NETWORK</b> Steve Jones (xpp) Dick Jerardi (analysis) 	<p><b>FOLLOW</b></p>  @PennStateMBB #PSUMBB GoPSUsports.com Live Stats
---	--	---

**NITTANY LION BASKETBALL CONTACT**  
 Allissa Clendenen | AllissaC@psu.edu | 814-777-5126  
 @PennStateMBB | @GoPSUALissaC

# ROSTER & MEDIA INFO

## ROSTER

#	NAME	POS.	ELG.	HGT.	WGT.	HOMETOWN	HIGH SCHOOL / LAST SCHOOL
0	Payton Banks	F	Jr.	6-6	223	Orange, Calif.	Lutheran
1	Deividas "Davis" Zemgulis	F	So.	6-6	213	Kaunas, Lithuania	St. Mary Ryken (Md.)
4	Nazeer Bostick	G	Fr.	6-4	187	Philadelphia, Pa.	Roman Catholic
5	Terrence Samuel	G	Jr.	6-3	208	Brooklyn, N.Y.	Victory Collegiate / UConn
10	Tony Carr	G	Fr.	6-3	198	Philadelphia, Pa.	Roman Catholic
11	Lamar Stevens	F	Fr.	6-7	218	North Wales, Pa.	Roman Catholic
20	Alex Zhao	F	So.	6-6	220	Shenyang, China	Bishop O'Dowd (Calif.)
21	Isaiah Washington	G	So.	6-2	163	Williamsport, Pa.	Williamsport
22	Grant Hazle	G	Fr.	6-5	192	Kingwood, Texas	Westbury Christian School
23	Josh Reaves	G	So.	6-4	210	Fairfax, Va.	Oak Hill Academy (Va.)
24	Mike Watkins	F	R-Fr.	6-9	246	Philadelphia, Pa.	Phelps School
32	Satchel Pierce #	F	Jr.	7-0	258	Baberton, Ohio	Kiski School (Pa.) / Virginia Tech
33	Shep Garner	G	Jr.	6-2	187	Chester, Pa.	Roman Catholic
44	Julian Moore	F	Jr.	6-10	235	Philadelphia, Pa.	Germantown Academy

### ▶ COACHING STAFF

**Head Coach:** Patrick Chambers (Philadelphia University '94)

**Associate Head Coach:** Keith Urgo (Fairfield '02)

**Assistant Coach:** Dwayne Anderson (Villanova '09)

**Assistant Coach:** Ross Condon (Villanova '07)

**Director of Basketball Operations:** David Caporaletti (Philadelphia '93)

**Director of Player Development:** Ryan Devlin (Pittsburgh '05)

**Director of On-Campus Recruiting:** Nicholas Colella (Penn State '13)

**Athletic Trainer:** Jon Salazer (Penn State '93)

**Strength Coach:** Greg Miskinis (Penn State '08)

### ▶ PRONUNCIATIONS

Davis **ZEMGULIS** Zem-Goo-Liss

Alex **ZHAO** Jow

*# Will sit out the 2016-17 season to satisfy NCAA transfer rules and have two years of eligibility remaining beginning in 2017-18*

### ▶ BY MAJOR

Payton Banks:	Integrative Arts
Nazeer Bostick:	Undecided
Tony Carr:	Recreation, Park & Tourism Man.
Shep Garner:	English
Grant Hazle:	Biology
Julian Moore:	Info. Systems Technology
Satchel Pierce:	International Politics
Josh Reaves:	Criminology
Terrence Samuel:	Sociology
Lamar Stevens:	Business Management
Isaiah Washington:	Health Policy Admin.
Mike Watkins:	Criminology
Davis Zemgulis:	Food Science
Alex Zhao:	Accounting

### ▶ BY HEIGHT

Satchel Pierce:	7-0
Julian Moore:	6-10
Mike Watkins:	6-9
Lamar Stevens:	6-7
Payton Banks:	6-6
Davis Zemgulis:	6-6
Alex Zhao:	6-6
Grant Hazle:	6-5
Josh Reaves:	6-4
Nazeer Bostick:	6-4
Tony Carr:	6-3
Terrence Samuel:	6-3
Shep Garner:	6-2
Isaiah Washington:	6-2

### ▶ BY ELIGIBILITY

<b>JUNIORS (5)</b>
Payton Banks
Shep Garner
Julian Moore
Satchel Pierce
Terrence Samuel
<b>SOPHOMORES (4)</b>
Josh Reaves
Isaiah Washington
Davis Zemgulis
Alex Zhao
<b>FRESHMEN (5)</b>
Nazeer Bostick
Tony Carr
Grant Hazle
Lamar Stevens
Mike Watkins

### ▶ BY STATE/COUNTRY

<b>CALIFORNIA (1)</b>	<b>OHIO (1)</b>
Payton Banks	Satchel Pierce
<b>PENNSYLVANIA (7)</b>	<b>TEXAS (1)</b>
Nazeer Bostick	Grant Hazle
Tony Carr	<b>VIRGINIA (1)</b>
Shep Garner	Josh Reaves
Julian Moore	<b>CHINA (1)</b>
Lamar Stevens	Alex Zhao
Isaiah Washington	<b>LITHUANIA (1)</b>
Mike Watkins	Davis Zemgulis
<b>NEW YORK (1)</b>	
Terrence Samuel	

### ▶ THE UNIVERSITY

<b>Name</b>	The Pennsylvania State University
<b>Location</b>	University Park, Pa. 16802
<b>Founded</b>	1855
<b>Enrollment</b>	46,848
<b>Nickname</b>	Nittany Lions
<b>Colors</b>	Blue & White
<b>Conference</b>	Big Ten Conference
<b>Division</b>	NCAA Division I
<b>Home Court (capacity)</b>	Bryce Jordan Center (15,261 / 8,046 lower)
<b>President</b>	Dr. Eric Barron
<b>Athletic Director</b>	Sandy Barbour
<b>Deputy Athletic Director/COO</b>	Phil Esten
<b>Sport Administrator</b>	Lynn Holleran
<b>Ticket Office Phone</b>	1-800-NITTANY

### ▶ BASKETBALL HISTORY

<b>First Year of Basketball:</b>	1897
<b>No. of Seasons</b>	121st
<b>All-Time Record</b>	1,436 - 1,154
<b>Record In BJC</b>	211-135 (21st Season)
<b>Big Ten Record</b>	198-371 (25th Season)
<b>NCAA Tourney Years (Record)</b>	9 (9-11); Last: 2011
<b>NIT Years (Record)</b>	10 (22-9); Last: 2009 Champs
<b>CBI Years (Record)</b>	1 (1-1); Last: 2014

### ▶ COACHING STAFF

<b>Head Coach</b>	Patrick Chambers (Philadelphia '94)
<b>Overall Record (yrs)</b>	128-136 (8th year)
<b>Record at Penn State</b>	86-108 (6th year)
<b>Basketball Office</b>	814-865-5494
<b>Contact</b>	814-863-3163 (SID)
<b>Associate Head Coach</b>	Keith Urgo (Fairfield '02)
<b>Assistant Coach</b>	Dwayne Anderson (Villanova '09)
<b>Assistant Coach</b>	Ross Condon (Villanova '07)
<b>Dir. of Operations</b>	David Caporaletti (Philadelphia '93)
<b>Director of Player Development</b>	Ryan Devlin
<b>Director of On-Campus Recruiting</b>	Nicholas Colella
<b>Athletic Trainer</b>	Jon Salazer
<b>Strength &amp; Conditioning Coach</b>	Greg Miskinis

### ▶ 2016-17 TEAM

<b>Letterwinners Returning/Lost</b>	6 / 5
<b>Starters Returning/Lost</b>	3 / 2
<b>Newcomers</b>	5
<b>2015-16</b>	16-16 (H: 11-4; A: 4-9; N: 1-3)
<b>2016 Big Ten Finish</b>	7-11, 10th
<b>2016 Big Ten Tournament</b>	Second Round; L, 75-70 vs. Ohio State

### ▶ STRATEGIC COMMUNICATIONS

<b>Associate Director Strategic Communications/</b>	
<b>MBB Contact:</b>	Alissa Clendenen
<b>E-Mail</b>	AlissaC@psu.edu
<b>Office / Cell</b>	814-863-3163 / 814-777-5126
<b>Twitter:</b>	@PennStateMBB & @GoPSUALissaC

### ▶ Assistant Director Strategic Communications/

<b>MBB Secondary Contact</b>	Steven Sommer
<b>E-Mail</b>	sfs34@psu.edu
<b>Cell</b>	814-321-6478

<b>Strategic Communications Office</b>	814-865-1757
<b>Bryce Jordan Center Press Row</b>	814-863-3294
<b>Website</b>	GoPSUsports.com
<b>Address</b>	101 D Bryce Jordan Center, University Park, PA 16802-7101

## MEDIA INFORMATION

### CHAMBERS AVAILABILITY

Coach Chambers will hold weekly press conferences and teleconferences during the season (schedule at right). All additional interview requests should be directed to Alissa Clendenen in the Strategic Communications office.

### PLAYER INTERVIEWS

All player interviews must be arranged through Alissa Clendenen at least two days in advance. Players will generally be available on a weekly basis throughout the season, in conjunction with head coach Patrick Chambers' weekly press conference. Interviews will not be granted on game day prior to tip-off. Player phone numbers will not be released. Following games, requested Penn State players will be brought to the postgame media interview room. The Penn State locker room is closed.

### CREDENTIALS

Single game and season press credentials are issued to accredited members of the working media only. Requests for credentials should be directed to Alissa Clendenen at least one week in advance of each game. Press credentials can be picked up at Media Will Call, which is located at the Media/Team entrance, on the south side of the Bryce Jordan Center.

### PHOTOGRAPHERS

A photo pass must be issued to gain access courtside in the Bryce Jordan Center. Please contact Alissa Clendenen one week in advance for photo passes. Courtside photographers must follow NCAA guidelines, which prohibit entry to the bench areas and the stands, and must remain seated at all times.

### RADIO NETWORKS

The Penn State Sports Network originates from the first row of Booth C23 in the press area. Visiting radio stations are located on the first row of Booth C22 in the press area. Visiting radio is provided one phone line and one ISDN line.

### PRESS ROW SEATING

To access the press seating area, turn left out of the media room, walk down the hallway and take the elevator to the Concourse level. Please allow several minutes when taking the elevator to the press room or the media room. When leaving the elevator, turn right. The press area is at Portal 23.

### WEEKLY RADIO SHOW

"The Penn State Coaches Show" - Featuring Pat Chambers and Presented by Pepsi" with Steve Jones and Roger Corey, airs live from Lettermans Sports Grill in State College Thursday nights from 6:05-7:00 pm beginning Dec. 1, 2015 and ending in early March.

### ▶ Wednesday, March 8

### BIG TEN TOURNAMENT

GAMEDAY vs. Nebraska  
4:30 PM | Verizon Center | ESPN2



# GAMEDAY INFO

## THE SERIES WITH NEBRASKA

All-Time Series	Previous 10 Meetings (5-5)				
	Date	H	A	W	L
7-7	2/11/2012	H	67	51	W
	1/19/2013	H	64	68	L
	2/9/2013	A	53	67	L
<b>First Meeting</b>	1/23/2014	H	58	54	W
Dec. 9, 1980	2/20/2014	A	67	80	L
L, 75-50	2/7/2015	H	56	43	W
	3/11/2015	N	68	65	W-B1G
<b>Home</b> .....	2/13/16	A	54	70	L
<b>Away</b> .....	2/25/16	H	56	55	W
<b>Neutral</b> .....	2/14/17	A	66	82	L

### SETTING THE SCENE

- Penn State is 11-19 in the Big Ten tourney since it began in 1998. The Nittany Lions were 0-1 last season, falling to Ohio State in the quarterfinals, after going 2-1 in 2015, advancing to the quarterfinals as the No. 13 seed. [MORE: Page 8]
- The Lions defeated Nebraska and Iowa in 2015, before falling to Purdue in the quarterfinals.
- Penn State has one appearance in the championship game (2011).
- Five current players have seen action in the league tourney, led by four appearances by Shep Garner and Julian Moore over the last two years. Garner averages 13.8 points over his four appearances in league tourney action. [MORE: Page 10]

### SCOUTING NEBRASKA

- The Huskers are 12-18 on the season and 6-12 in Big Ten play, going 1-4 since defeating Penn State Feb. 14 in Lincoln.
- They have lost each of their last four games and concluded the season with a 93-57 loss to Michigan at home Sunday evening.
- Tai Webster leads Nebraska with 17.2 points and 4.0 assists per game. Ed Morrow Jr. is the leading rebounder with 7.4 per game.
- The Huskers are 3-5 in the Big Ten Tournament since joining the league prior to the 2011-12 season.

### SERIES HISTORY

- The series is even 7-7 all-time with Nebraska holding a 6-5 edge as Big Ten foes after capturing the lone regular-season meeting in Lincoln Feb. 14, 82-66.
- Penn State has won three of the last five meetings, including a 2015 Big Ten Tournament matchup as the No. 13 seed against 12th-seeded Nebraska.

### CURRENT ROSTER VS. NEBRASKA

Player	GP-GS	PPG	RPG	SERIES HIGH
T. Carr	1-1	15.0	7.0	15, at NEB (2/14/17)
L. Stevens	1-1	13.0	7.0	13, at NEB (2/14/17)
S. Garner	4-4	12.8	2.8	22, vs NEB (2/25/16)
M. Watkins	1-1	8.0	3.0	8, at NEB (2/14/17)
P. Banks	4-2	4.5	2.5	7, at NEB (2/14/17)
T. Samuel	1-0	4.0	2.0	4, at NEB (2/14/17)
J. Reaves	3-2	3.7	1.3	6, at NEB (2/13/16)
I. Washington	3-0	3.3	3.3	5, 2x, last vs NEB (2/25/16)
J. Moore	4-1	2.5	2.5	4, at NEB (2/14/17)
N. Bostick	1-0	2.0	0.0	2, at NEB (2/14/17)
D. Zengulis	2-0	1.0	1.5	2, at NEB (2/13/16)

## TALE OF THE TAPE

PSU	STAT	NEB	PSU	STAT	NEB
72.3	Points Per Game	70.0	74.1	Free-Throw Percentage	71.0
72.7	Opponent Points Per Game	72.9	35.3	Rebounds Per Game	38.2
41.7	Field-Goal Percentage	41.9	38.6	Opponent Rebounds Per Game	36.0
43.2	Opponent Field-Goal Percentage	44.8	14.0	Assists Per Game	11.6
7.1	3-Pointers Per Game	5.7	13.1	Turnovers Per Game	13.4
33.9	3-Point Field Goal Percentage	31.9	7.1	Steals Per Game	6.8
36.1	Opponent 3-point Field Goal %	40.0	5.5	Blocks Per Game	3.8

### LAST TIME AGAINST THE HUSKERS

LINCOLN, Neb. (Feb. 14, 2017) - Glynn Watson Jr. and Jack McVeigh scored 15 points apiece to lead four Nebraska players in double figures, and the Cornhuskers used their best shooting half of the season to set the tone in an 82-66 victory over Penn State.

Jordy Tshimanga and Tai Webster had 12 points each for the Huskers (11-14, 5-8 Big Ten), who ended a three-game losing streak. Tony Carr had 15 points and Lamar Stevens added 13 to pace Penn State (14-13, 6-8), which lost for the first time in three games.

The Huskers shot 63 percent in the first half. McVeigh scored five points at the start of a 10-3 spurt that got them out to a 34-25 lead, and he beat the buzzer with a swish from the half-court line to make it 45-37 at half.

### LAST TIME IN THE B1G TOURNAMENT

CHICAGO (March 11, 2015) - The Nittany Lions advanced to the second round of the Big Ten Tournament for the first time since 2011 with a 68-65 victory over Nebraska. D.J. Newbill tied a single-game PSU Big Ten Tournament record with a game-high 26 points. Shep Garner joined Newbill in double figures with 19 points. Together, the duo had 45 of Penn State's 68 points, while also combining for nine triples. Penn State finished with 16 blocks to set both a Big Ten Tournament and a PSU program record, as four different Nittany Lions recorded multi-block performances.

### MEMORABLE MATCHUPS

March 11, 2015 (PSU, 68-65) - D.J. Newbill scored 26 points and Shep Garner added 19 as 13th-seeded Penn State won its Big Ten tournament opener to advance for the first time since a run to the final in 2011. Penn State also blocked a tournament-record 16 shots.

Jan. 23, 2014 (PSU, 58-54): Led by D.J. Newbill's 16 points, four Penn State players posted double-figure scoring efforts as the Lions snapped a six-game losing streak with a 58-54 win over Nebraska at the Bryce Jordan Center.

March 21, 1995 (PSU, 65-59): The Nittany Lions used Rahsaan Carlton's 19 points to top Nebraska 65-59 in the NIT Second Round in Lincoln, Neb. The teams were tied at 36 at halftime, but three Lion players put up double-digits for the win. Penn State went on to finish third in the NIT that year, its second of four trips to Madison Square Garden.

### PENN STATE WINS OVER RANKED OPPONENTS

RK	TEAM	DATE	RK	TEAM	DATE
22	Maryland	2/7/2017	10	Ohio State	2/27/1999
24	Minnesota	1/14/2017	17	at Purdue	2/20/1999
6	Iowa	2/17/2016	10	Temple	12/1/1998
22	Indiana	2/6/2016	5	Purdue	2/21/1998
22	Ohio State	2/27/2014	16	Iowa	1/28/1998
24	at Ohio State	1/29/2014	16	at Iowa	2/3/1996
4	Michigan	2/27/2013	19	Purdue	1/24/1996
22	Illinois	1/19/2012	7	Purdue	1/27/1994
13	Wisconsin	3/11/2011	18	Minnesota	1/15/1994
15	Wisconsin	1/29/2011	16	UCLA - NCAA	3/7/1991
16	Illinois	1/11/2011	25	Wake Forest	12/30/1989
18	Michigan State	1/8/2011	23	Temple	12/9/1989
23	Illinois	3/5/2009	13	West Virginia-A10	3/6/1989
16	at Illinois	2/18/2009	6	Syracuse	1/29/1975
9	Michigan State	2/1/2009	7	Pittsburgh	2/23/1974
14	Purdue	1/6/2009	14	Syracuse	1/31/1973
17	Indiana	3/9/2008	6	Virginia	2/16/1972
7	Michigan State	2/2/2008	16	Syracuse	2/28/1966
6	at Illinois	2/4/2006	7	Syracuse	12/5/1964
5	UNC-NCAA	3/18/2001	7	at West Virginia	12/12/1956
2	vs. Mich. St.-BTT	3/9/2001	19	at West Virginia	2/2/1955
6	Illinois	1/31/2001	11	S. Carolina-NCAA	3/20/1954
23	Temple	12/9/2000	6	Notre Dame-NCAA	3/13/1954
21	at Kentucky	11/25/2000	14	LSU - NCAA	3/12/1954
4	vs. OSU-BTT	3/10/2000	9	West Virginia	2/2/1952
6	Illinois	1/31/2000	5	West Virginia	1/14/1948

\* USA Today Coaches Poll

Full results vs. ranked opponents: page 138 in media guide



- The 2017 Big Ten Men's Basketball Tournament marks the first time the event has been held in Washington, D.C.

- The 2017 event will mark the 20th Big Ten Men's Basketball Tournament since the inaugural event in 1998.

- As of March 2, 13 Big Ten teams were rated among the top 100 of the NCAA RPI, including eight top-60 teams.

- Six different programs have won the Big Ten Tournament: Illinois, Iowa, Michigan State, Ohio State, Purdue and Wisconsin.

- The Big Ten Tournament will be played at Madison Square Garden in New York City Feb. 28-March 4, 2018. The event will return to Chicago in 2019 and 2021 and Indianapolis in 2020 and 2022.

### Wednesday

Game One: #13 Penn State vs. #12 Nebraska - 4:30 p.m. | ESPN2  
Game Two: #14 Rutgers vs. #11 Ohio State - 7 p.m. | BTN

### Thursday

Game Three: #9 Illinois vs. #8 Michigan - Noon | BTN  
Game Four: Game One winner vs. #5 Michigan State - 2:30 p.m. | BTN  
Game Five: #10 Indiana vs. #7 Iowa - 6:30 p.m. | ESPN2  
Game Six: Game Two winner vs. #6 Northwestern - 9 p.m. | ESPN2

### ► BIG TEN STANDINGS *final regular season*

STANDINGS	B1G	PCT.	PF	PA	OVER.	PCT.	PF	PA	H	A	N	L10	STRK
Purdue	14-4	.778	77.7	69.6	25-6	.806	80.5	66.9	15-2	6-4	4-0	8-2	W2
Maryland	12-6	.667	73.2	69.4	24-7	.774	74.5	67.7	13-5	8-2	3-0	5-5	W2
Wisconsin	12-6	.667	68.3	63.2	23-8	.742	72.4	61.6	15-2	5-5	3-1	5-5	W1
Minnesota	11-7	.611	74.6	72.1	23-8	.742	75.6	69.0	17-3	5-5	1-0	8-2	L1
Northwestern	10-8	.556	67.5	65.8	21-10	.677	71.4	64.9	14-4	5-5	2-1	4-6	L1
Michigan	10-8	.556	74.7	69.2	20-11	.645	74.6	65.7	15-3	3-8	2-0	6-4	W1
Iowa	10-8	.556	77.0	77.9	18-13	.581	80.2	77.1	14-4	3-7	1-2	7-3	W4
Michigan State	10-8	.556	71.5	69.5	18-13	.581	72.0	69.1	14-2	2-7	2-4	6-4	L2
Illinois	8-10	.444	66.9	69.3	18-13	.581	72.3	69.7	12-5	3-6	3-2	5-5	L1
Indiana	7-11	.389	75.8	78.0	17-14	.548	80.4	73.3	14-4	2-8	1-2	3-7	W1
Ohio State	7-11	.389	72.1	74.8	17-14	.548	73.3	69.9	13-6	4-7	0-1	4-6	L1
Nebraska	6-12	.333	70.6	76.4	12-18	.400	70.0	72.9	8-8	3-8	1-2	3-7	L4
<b>PENN STATE</b>	<b>6-12</b>	<b>.333</b>	<b>70.1</b>	<b>74.2</b>	<b>14-17</b>	<b>.452</b>	<b>72.3</b>	<b>72.7</b>	<b>9-7</b>	<b>4-7</b>	<b>1-3</b>	<b>3-7</b>	<b>L5</b>
Rutgers	3-15	.167	60.1	70.7	14-17	.452	65.7	66.9	10-6	3-10	1-1	2-8	W1

# THIS & THAT

## PLAYER ACCOMPLISHMENTS

SCORING 10+	16-17	CAREER
Shep Garner	20	56
Payton Banks	19	33
Tony Carr	24	24
Lamar Stevens	19	19
Mike Watkins	15	15
Josh Reaves	6	12
Julian Moore	1	5
Terrence Samuel	1	1
Davis Zemgulis	-	1

10+ REBOUNDS	16-17	CAREER
Mike Watkins	8	8
Tony Carr	2	2
Julian Moore	-	1

10+ ASSISTS	16-17	CAREER
Tony Carr	1	1

DOUBLE-DOUBLES	16-17	CAREER
Mike Watkins	7	7
Tony Carr	2	2

20-POINT GAMES	16-17	CAREER
Shep Garner	5	16
Tony Carr	7	7
Payton Banks	4	6
Lamar Stevens	5	5
Josh Reaves	2	2
Mike Watkins	1	1

30-POINT GAMES	16-17	CAREER
Shep Garner	-	1

LED TEAM: SCORING	16-17	CAREER
Shep Garner	7	18
Tony Carr	7	7
Lamar Stevens	7	7
Payton Banks	5	7
Mike Watkins	3	3
Josh Reaves	3	3
Julian Moore	-	1

LED TEAM: REBOUNDING	16-17	CAREER
Mike Watkins	20	20
Julian Moore	2	7
Lamar Stevens	7	7
Tony Carr	7	7
Payton Banks	-	6
Josh Reaves	2	4
Shep Garner	1	4
Terrence Samuel	1	1
Davis Zemgulis	-	1

LED TEAM: ASSISTS	16-17	CAREER
Shep Garner	6	40
Tony Carr	21	21
Josh Reaves	6	15
Payton Banks	-	4
Terrence Samuel	3	3
Lamar Stevens	2	2
Julian Moore	-	2
Mike Watkins	1	1

LED TEAM: BLOCKS	16-17	CAREER
Mike Watkins	24	24
Julian Moore	3	13
Josh Reaves	3	9
Lamar Stevens	4	4
Isaiah Washington	-	2

LED TEAM: STEALS	16-17	CAREER
Shep Garner	8	30
Josh Reaves	16	26
Payton Banks	4	9
Lamar Stevens	5	5
Terrence Samuel	5	5
Tony Carr	4	4
Mike Watkins	3	3
Julian Moore	-	2
Nazeer Bostick	1	1

game-by-game leaders: page 11

	ESPN	CBS	NCAA	RealTime	KenPom
PSU RPI	98	99	99	99	82
PSU SOS	24		22	27	34
B1G SOS	6				

### CARR EARNS BIG TEN HONORS

- **Tony Carr** was named to the Big Ten All-Freshman Team and received honorable mention All-Big Ten honors from the media.
- Carr is Penn State's first player on the rookie team since 2006 and just the fourth overall, joining Marlon Smith (2004), Geary Claxton (2005) and Jamelle Cornley (2006).
- The Philly product is averaging 13.2 points per game on the season, a figure which increased to 14.6 ppg in Big Ten play. He broke the PSU freshman record for assists with 4.2 per game.
- Over the last 10 games, Carr has averaged 16.9 points, 3.9 rebounds and 5.4 assists, leading the team in scoring four times during that stretch.

### RECORDS WATCH

- A full records watch is available on Page 7.
- **Mike Watkins** needs just four rebounds to break Jesse Arnette's 65-year old rookie rebound record (254; 1952). Watkins has 251 with an average of 8.1 per game and is the second-leading freshman rebounder in the Big Ten.
- Watkins' field-goal percentage (58.3) is the highest for a player since 2007 and is currently ranked No. 6 on the season shooting chart (among players with 100+ attempts). He has hit each of last nine shots over the last two games, including 8-8 showing at Iowa (3/5).
- **Shep Garner** is approaching the Top 20 in career scoring at Penn State and reached the Top 5 in career 3-pointers after two against Iowa.
- **Tony Carr** has already broken the freshman record for assists and field-goal attempts.
- As a team, this 2016-17 Penn State squad has made a mark on Big Ten play with most total points, most field goals, fifth-highest scoring average, sixth-most 3-pointers, most blocks and third-most steals. [MORE: Page 7]

### FRESHMAN LEADERS

- Freshmen combine to average 36.0 points per game and account for 49.8 percent of the team's scoring on the season. **Tony Carr** and **Lamar Stevens** alone are responsible for nearly 36 percent of the team's points.
- A freshman currently leads Penn State in scoring (Carr), rebounding (Watkins), assists (Carr) and blocks (Watkins)
- A rookie has led the team in scoring 17 times this season, including 11 times in Big Ten play. [MORE: Page 17]

### HIGH(ER)-SCORING LIONS

- After reaching 79 points at Iowa (3/5), Penn State has scored 70 or more points 21 times this season, the most for the program since 2000-01 (24).
- The Nittany Lions are averaged 70.1 points per game in Big Ten play, a mark that ranks fifth all-time among league scoring averages and the highest since 2000-01.
- Penn State averaged 75.2 ppg in non-conference play, compared to 67.3 prior to league play last season.

### BLOCK PARTY

- Bolstered by 80 blocks from freshman **Mike Watkins**, Penn State has 169 on the season -- the second-most in a season in program history and the most since 1997-98. [MORE: Page 7]
- The Nittany Lions had 10 against Purdue Feb. 21, tying their season high. It was the first time Penn State produced double-digits blocks against a Big Ten team, however, since Feb. 14, 2001 against Minnesota (10).

### BOARD GAMES

- Penn State was just the sixth team to out-rebound Purdue (2/21) on the season. The Boilermakers held a +8.3 margin heading into the game and ranked No. 8 in the NCAA in the category.
- **Mike Watkins** had 13 rebounds in the matchup, becoming the second player to record 10+ rebounds vs. Purdue this season, joining Iowa's Nicholas Baer. Watkins had 10 first-half boards.
- Penn State is 8-2 on season when outrebounding opponents.
- Penn State has a +2.3 rebound margin in 14 games won, compared to a -7.8 spread in games lost and -3.3 on the season overall.
- **Mike Watkins** leads Penn State with 8.1 rebounds per game on the season and 7.9 in Big Ten play, seventh among all league players in conference games (second among freshmen).

### RANKED FOES TESTED IN BJC

- The Nittany Lions fell to No. 14 Purdue in overtime Feb. 21, despite out-shooting and out-rebounding the Boilermakers.
- Prior to that game, Penn State had won four-consecutive games against ranked teams in the Bryce Jordan Center : No. 21 Maryland (2/7/2017), No. 24 Minnesota (1/14/2017), No. 4 Iowa (2/17/16) and No. 22 Indiana (2/6/2016).

### HOT SHOOTING IN CHAMPAIGN

- Penn State shot 56.9 percent (29-of-51) from the field in the win over Illinois Feb. 11, the highest field-goal percentage vs. a Big Ten team since 2010. The Nittany Lions hit 57.1 percent of shots against Northwestern on Feb. 28, 2010 (W, 79-60).
- Penn State also hit 90 percent (18-of-20) of its free throws against the Illini, missing just one per half.

### ILLINI SWEEP

- Penn State swept Illinois in two meetings, marking the third time in the last four seasons the Lions have beaten a league team twice in the regular season. They previously knocked off Minnesota (2015) and Ohio State (2014).
- Prior to the two wins over the Buckeyes, the last PSU sweep was in 2010-11.

### BACK-TO-BACK WINS

- With the wins over Maryland (2/7) and Illinois (2/11), the Lions won back-to-back Big Ten games for the second time this season and sixth time in Patrick Chambers' tenure.
- They previously defeated Michigan State and Minnesota in consecutive games, Jan. 7 and 14, earlier this year.

### KEEP THEM UNDER 70

- Penn State is 10-0 when keeping its opponents below 70 points. The opposition averages 62.8 points in the 14 games won by the Nittany Lions with a +12.1 PSU scoring margin.
- All six Big Ten wins came when opponents were kept at or below 70 and two with teams under 60. The win over Illinois (2/11) was the first league win with a team scoring more than 69 points (70).

### ▶ LAST FIVE GAMES (0-5)

PLAYER	GP-GS	PPG	RPG	ASSTS	BLKS	STLS
T. Carr	5-5	16.6	5.0	27	4	4
L. Stevens	5-5	13.4	5.6	8	5	8
S. Garner	5-5	11.1	3.4	9	2	9
M. Watkins	5-5	9.8	7.8	5	13	6
J. Reaves	5-5	8.8	3.0	12	3	11
P. Banks	4-0	6.3	2.3	1	0	0
J. Moore	5-0	3.2	3.6	1	4	2
T. Samuel	2-0	3.0	1.5	2	0	0
N. Bostick	1-0	2.0	0.0	0	1	2
I. Washington	5-0	1.6	0.8	1	0	0
D. Zemgulis	4-0	0.0	0.3	0	0	0

# THIS & THAT

## UNDER 40 PERCENT

- The Nittany Lions are 8-1 this season when holding opponents under 40 percent shooting from the field. The lone loss came Feb. 21 vs. Purdue who shot 39.7 percent from the field.
- Penn State holds a 54-18 record under head coach Patrick Chambers when limiting opponents to a sub-40 percent FG%.
- Penn State limited Rutgers (1/1) to 28.6 percent shooting, the lowest field-goal percentage by a Big Ten opponent since March 6, 2014 when Northwestern shot 23.3 percent in Evanston.

## TERP TAKEDOWN

- The Nittany Lions defeated No. 21 Maryland (2/7), 70-64, for their second win over a ranked team this year.
- PSU freshmen accounted for nearly 76 percent of the team's total scoring (53-of-70 points) and nearly 65 percent of the team's rebounds (24-of-37).
- Penn State's #Philly6 scored 65 of the team's 70 points.
- **Lamar Stevens** had a game-high 25 points, marking his fourth 20-plus point game of the season. A freshman has led the team in scoring 15 times this season.
- Penn State limited Melo Trimble to a Big Ten season-low 11 points, including just one in the second half. Trimble entered the game averaging 17.2 points per game on the season.
- Penn State led for 38:17 of the game. A pair of **Julian Moore** free throws at 12:52 in the first half gave Penn State a 12-10 lead — the Nittany Lions never trailed again.

## WATKINS, STEVENS EARN FRESHMAN OF THE WEEK HONORS

- **Lamar Stevens** was named the Big Ten Freshman of the Week Feb. 13 after leading Penn State to a pair of back-to-back wins.
- The Roman Catholic product averaged 23.0 points and 6.0 rebounds in Penn State's victories over No. 21 Maryland (25 pts, 7 rbd, 3 stls) and Illinois (23 pts, 5 rbd, 2 assts).
- **Mike Watkins** earned his second Big Ten FOW honor Jan. 16 after producing a double-double (15 pts, 15 rbd) in the come-back win over Minnesota (1/14). It was his fourth double-double of the season, breaking the PSU freshman record.
- Watkins previously earned FOW honors after producing 15 points, 13 rebounds, four assists and three blocks in the Lions' win over St. John's (12/18) in Madison Square Garden.
- Michigan State and Iowa join Penn State as programs with multiple rookies recognized this season. Watkins' first award was the first freshman of the week honor for the Nittany Lions since the rookie recognition began in 2010-11.

## STARTER SHUFFLE

- Head coach **Patrick Chambers** has used five different starting lineup combinations this season with eight different players seeing at least one start.
- Freshmen **Tony Carr** and **Lamar Stevens** are the only players to start in all 31 games.

## TRIPLE THE OT

- Penn State's loss at Indiana (2/1) was the first triple-overtime game for the Nittany Lions since 1982 and the only one in Big Ten play. It also set records for points scored in league play (102) and well as points allowed (110). [More: Page 7]
- Penn State's game at Indiana was just the fifth game in Division I this season to reach triple overtime and the first game between two Power 5 teams to reach three overtime periods.

## DROPPING DIMES

- Freshman **Tony Carr** leads the team in assists (130/4.2 apg) with a season-high 14 in the loss at Indiana (2/1).
- The 14 assists are tied for the second-most in a game in program history and the most since 1973, standing as a freshman single-game record.
- Carr is averaging 5.1 assists per game over the last 10 games

## DUNKS ON DUNKS ON DUNKS

- Penn State has 122 dunks through 31 games this season, passing last year's mark (58) after 17 games. The Lions are averaging 3.9 dunks per game with opponents throwing down just 1.7.
- Last season, Penn State did not have more than four dunks in a single game, averaging 1.8 per outing.
- The Lions have had five or more dunks in 11 games, with a season-high 10 at Iowa (3/5). They have had five or more in eight league games.
- The Lions have had at least one dunk in all but two games.
- Comparatively, only one opponent has had more than four dunks vs. Penn State this season. Indiana posted five in the triple-overtime decision in Bloomington (2/1)
- Mike Watkins leads the way with 56 total dunks and an average of 1.8 per game. He has had a season-high five against the Hawkeyes (3/5).
- Relatedly, the Nittany Lions average 8.3 fast-break points per game after producing just 4.0 points off the break last season. Opponents are scoring 5.9 points per game in transition this season.

## DUNK TRACKER

OPPONENT	PSU DUNKS	OPP DUNKS	BOSTICK	MOORE	REAVES	STEVENS	WATKINS
11/11 - Albany	3	0	DNP	0	DNP	0	3
11/13 - Duquesne	3	1	DNP	1	DNP	1	1
11/15 - Grand Canyon	5	4	0	2	DNP	0	3
11/19 - vs. Duke	1	2	0	0	DNP	1	0
11/20 - vs. Cincinnati	1	0	0	0	DNP	0	1
11/23 - Colgate	1	0	DNP	1	0	0	0
11/26 - at George Washington	4	3	DNP	0	0	1	3
11/29 - Georgia Tech	4	2	DNP	1	1	2	0
12/3 - Wright State	3	0	0	0	1	1	1
12/7 - George Mason	2	1	0	0	0	1	1
12/10 - vs. Pittsburgh	2	1	0	0	0	0	2
12/18 - at St. John's	5	2	0	0	1	0	4
12/21 - Morgan State	8	0	1	1	1	2	3
12/27 - Northwestern	4	2	DNP	1	1	0	2
1/1 - at Rutgers	6	1	DNP	2	0	2	2
1/4 - at Michigan	1	3	0	0	1	0	0
1/7 - vs. Michigan State	6	0	DNP	1	3	0	2
1/14 - Minnesota	7	2	0	2	1	1	3
1/18 - Indiana	3	3	0	0	1	1	1
1/21 - at Purdue	2	2	0	0	0	0	2
1/24 - at Wisconsin	0	1	0	0	0	0	0
1/28 - Illinois	5	2	0	0	1	0	4
2/1 - at Indiana	8	5	0	4	0	1	3
2/4 - Rutgers	3	0	0	0	1	0	2
2/7 - Maryland	3	0	0	1	0	1	1
2/11 - at Illinois	2	2	0	DNP	1	0	1
2/14 - at Nebraska	0	4	0	0	0	0	0
2/21 - Purdue	7	2	DNP	1	3	1	2
2/25 - at Minnesota	7	4	DNP	1	0	3	3
2/28 - Ohio State	2	2	DNP	0	0	1	1
3/5 - Iowa	10	2	DNP	1	3	1	5
<b>TOTAL</b>	<b>122</b>	<b>53</b>	<b>1</b>	<b>20</b>	<b>20</b>	<b>21</b>	<b>56</b>
<b>AVERAGE</b>	<b>3.9</b>	<b>1.7</b>	<b>0.05</b>	<b>0.7</b>	<b>0.8</b>	<b>0.7</b>	<b>1.8</b>
Games Played	31	31	18	30	26	31	31



# THIS & THAT

and seven in three of the last four games.

- Carr now holds the freshman record for assists, topping Ben Lubers' 112 from 2004.

## DOUBLE TROUBLE

- **Mike Watkins** and **Tony Carr** are the lone members of the squad with a double-double and have seven and two on the season, respectively.
- They each produced one in the triple-overtime game vs. Indiana, marking the first time two players had a double-double in the same game since Geary Claxton (11p, 11r) and Jamelle Cornley (22p, 11r) did so at Northwestern on Jan. 2, 2008.
- Watkins' seven double-doubles are sixth in the league and were secured against Georgia Tech, Pitt, St. John's, Minnesota, Indiana, Purdue and Iowa [MORE: Page 24].
- Watkins is one of seven DI freshmen with seven or more d-ds.
- Carr produced his first vs. Morgan State (12/21) with 11 points, 10 rebounds and nearly earned a triple-double with eight assists. His second featured 23 points and 14 assists, marking the first PSU double-double with assists since Tim Frazier against Duquesne in the 2013-14 season.
- Penn State is 4-4 on the season when one or more players produces a double-double.

## MAN OF STEAL

- **Josh Reaves** leads the league with 2.2 steals per game, which also stands as 15th in the NCAA.
- Reaves and Wisconsin's Ethan Happ are the only Big Ten players averaging more than 2.0 spg. Happ has 2.1 per game.
- He has the second-most total steals in the Big Ten (57), despite missing five games with a knee injury to start the season.
- Reaves had a career-high five steals at St. John's in MSG (12/18) and again against vs. Minnesota (1/14).
- As a team, Penn State has the third-most steals in Big Ten play (123) and the most since 2000-01.

## TOPS IN TURNOVERS

- Penn State leads the Big Ten in forced turnovers. PSU opponents average 15.0 turnovers on the season and 14.5 in Big Ten play.
- The Lions are third in the Big Ten in turnover margin (+1.7)
- They made just five turnovers at Minnesota (2/25), the fewest since Nov. 24, 2015 against Radford (5).
- Opponents have had the same or more turnovers in all but three games this season.

## MICHAEL SWAT-KINS

- **Mike Watkins** has the second-most blocks (78) of any player in the Big Ten and the 12th-most of any Division I player (first among freshmen).
- He also is second in the league and 13th (first among Power 5 freshmen) in the NCAA with 2.6 blocks per game.
- Watkins is ranked fifth all-time in single-season blocks at the

Penn State with 78. He is one of just two PSU players to tally 69 or more blocks in a season, joining Calvin Booth.

- Penn State has now had at least one player with 50 or more blocks in each of the last four seasons, a feat not achieved by the program since Calvin Booth in 1996-99.
- Watkins had eight blocks vs. Wright State (12/3), which is tied for the sixth-most all-time by a Penn State player and are the most since 1999.
- He is one of just nine Division I players to tally eight-plus blocks in a game this season, and the only player besides Calvin Booth to tally at least eight blocks in a game in Penn State history.

## 1,000-POINT CLUB

- With a made jumper at the 12:19 mark in the first half against Michigan State (1/7), **Shep Garner** became the 33rd Penn State player all-time to eclipse 1,000 career points.
- He now has 1,161 career points with a scoring average of 12.0 points per game over the last three seasons. He is ranked 22nd all-time in Penn State career scoring. [Scoring chart: Page 7]

## SHARE THE LOVE

- Seven players have led the team in scoring at least once this season.
- Six players have combined for 24 outings with 20-plus points.
- According to research done by Memphis, Penn State, UMass and Memphis are the only three schools with six players to tally at least 20 points this season.

## ASSISTS TO WINS

- Over 55 percent of the team's field goals are assisted so far this season (433/785), compared to just 44 percent a year ago.
- This ratio increases to 59 percent in games won.
- The Nittany Lions have tallied 20 or more assists in six games this season, including twice in Big Ten play and most recently with 23 at Iowa (3/5).
- In the back-to-back wins over St. John's (12/18) and Morgan State (Morgan State), nearly 70 percent of all made field goals were assisted.
- Six players have 30 or more assists on the season.

## PHILLY PRODUCTION IN PALESTRA

- In the win over Michigan State (1/7), Penn State's six Philadelphia natives showed out in front of the home crowd, providing 76 percent of the teams scoring. Three of the Philadelphians (Stevens, Carr and Moore) finished in double-figure scoring.

## YOUTH MOVEMENT

- According to *KenPom*, Penn State is ranked No. 333 out of 351 Division I programs in terms of experience, with players averaging just 1.03 years.
- This average is second-lowest among Big Ten programs, trailing Iowa, and the sixth-lowest among all 'Power 5' schools.

# FRESHMAN FOCUS

- Four of the freshmen on the Penn State roster hail from Philadelphia. True freshmen **Nazeer Bostick**, **Tony Carr** and **Lamar Stevens** all attended Roman Catholic and captured each of the last two PIAA AAAA state titles. Red-shirt freshmen **Mike Watkins** is a graduate of The Phelps School. In all, the Nittany Lions have six Philly-area players on the roster.

- **Mike Watkins** and **Tony Carr** are the lone members of the squad with a double-double and have seven and two on the season, respectively. The seven doubles are a PSU freshman record (previous record: three). Watkins is one of eight freshmen in Division I to have seven or more double-doubles.

- **Tony Carr**, **Lamar Stevens** and **Mike Watkins** are the first, second and fifth on the team in scoring. A rookie has led the team in scoring in 17 games this season, including five of the last seven. Carr has been the leading scorer in three of the last four games.

- Freshmen combine to average 36.0 points per game and account for 49.8 percent of the team's scoring on the season. **Tony Carr** and **Lamar Stevens** alone are responsible for nearly 36 percent of the team's points.

- **Tony Carr** is leading the team in assists with a PSU freshman record 130/4.2 apg. He had 14 in the triple overtime loss at Indiana, the second-most in a game in PSU history and the most since 1973.

- **Mike Watkins** is ranked fifth all-time in single-season blocks with 80. Calvin Booth owns spots 1-4.

- With eight blocks vs. Wright State (12/3), **Mike Watkins** had the most in a PSU game since 1999 and the tied for the sixth-most all-time. He is second in the Big Ten and is the top blocking freshman in DI (16th overall) with 2.6 per game.

- The freshmen are also making impressive showings on the boards. **Mike Watkins** (8.1 rpg), **Lamar Stevens** (5.6) and **Tony Carr** (4.6) are the team's top-three rebounders. Watkins' needs just four rebounds to break Jesse Arnelle's 65-year old freshman rebound record.

- In the win over Maryland (2/7), Nittany Lion freshmen accounted for nearly 76 percent of the team's total scoring (53-of-70 points) and nearly 65 percent of the team's boards (24-of-37).

- The freshmen trio of **Tony Carr**, **Lamar Stevens** and **Mike Watkins** accounted for 72 percent (58 points) of Penn State's total scoring in the Lions' 82-74 win over Duquesne Nov. 13.

- Against Duquesne (11/13), **Lamar Stevens** (24 points) and **Tony Carr** (20) became the first rookie duo since 1989 to produce 20 or more points apiece in a game. They did it again against Indiana (2/1).

## CAREER STARTS

PLAYER	14-15	15-16	16-17	TOTAL	STRK	GAMES
Shep Garner	33	32	29	94	15	97
Payton Banks	0	31	11	42	--	92
Josh Reaves	--	20	21	41	21	52
Julian Moore	1	12	9	22	--	101
Terrence Samuel	8*	--	1	9	--	91 (26 PSU)
Tony Carr	--	--	31	31	31	31
Lamar Stevens	--	--	31	31	31	31
Mike Watkins	--	--	22	22	7	31
Davis Zengulis	--	1	0	1	--	42

\*at UConn

## COMEBACK WINS (SINCE 2000-01)

-	OPPONENT	DEFICIT	TIME	FINAL
17	at Drexel, 12/19/15	15-32	5:53 (1st)	63-57
16	at Illinois, 2/4/06	20-36	3:58 (1st)	66-65
15	vs. Michigan, 2/27/13	51-64	10:39 (2nd)	84-78
15	vs. Seton Hall, 12/8/07	35-50	1:34 (1st)	89-86
15	vs. UMKC, 12/7/05	0-15	12:26 (1st)	75-71
15	vs. Northeastern, 12/4/02	6-21	8:58 (1st)	79-67
14	vs. Minnesota, 1/14/17	18-32	1:43 (1st)	52-50
14	vs. Akron, 11/25/14	18-32	6:30 (1st)	78-72
14	vs. Iowa, 1/24/09	33-47	12:35 (2nd)	63-59
14	vs. Buffalo, 1/4/03	24-38	1:52 (1st)	68-60
14	vs. Northwestern, 1/13/01	33-47	16:31 (2nd)	73-66

**BOLD** under head coach Patrick Chambers

# RECORDS WATCH

## INDIVIDUAL

### CAREER SCORING

	PTS	FGM	FTM	
<i>Full scoring rankings on Page 123 on the media guide</i>				
19.	1,244	442	262	Monroe Brown, 1989-92
20.	1,184	521	142	Ron Brown, 1972-74
21.	1,165	485	185	Carver Clinton, 1964-66
<b>22.</b>	<b>1,161</b>	<b>381</b>	<b>191</b>	<b>Shep Garner, 2015-pres.</b>
23.	1,139	431	277	Mark DuMars, 1959-61
24.	1,091	430	231	Bob Weiss, 1963-65
25.	1,090	419	252	Jeff Persson, 1966-68

### CAREER 3-POINTERS

	3FG	3FGA	PCT	
1.	332	829	40.0	Pete Lisicky, 1994-98
2.	317	930	34.1	Talor Battle, 2008-11
3.	308	885	34.8	Joe Crispin, 1998-2001
4.	221	579	38.2	Danny Morrissey, 2005-09
<b>5.</b>	<b>210</b>	<b>599</b>	<b>35.1</b>	<b>Shep Garner, 2015-present</b>

### SEASON BLOCKS

	BLK	BPG	
1.	140	4.4	Calvin Booth, 1997-98
2.	101	3.6	Calvin Booth, 1995-96
3.	95	3.5	Calvin Booth, 1998-99
4.	92	3.4	Calvin Booth, 1996-97
<b>5.</b>	<b>77</b>	<b>2.6</b>	<b>Mike Watkins, 2016-17</b>

### SEASON FIELD GOAL PERCENTAGE (min. 100 attempts)

	PCT	FGM	FGA	
1.	64.0	165	258	Jarrett Stephens, 1998
2.	62.6	67	107	Eric Carr, 1992
3.	60.8	191	314	Ed Fogell, 1990
4.	60.3	70	116	Brandon Hassell, 2007
5.	60.1	131	218	Frank Brickowski, 1981
<b>6.</b>	<b>58.3</b>	<b>116</b>	<b>199</b>	<b>Mike Watkins, 2017</b>
7.	58.0	119	205	Carvin Jefferson, 1978
8.	57.9	162	280	Bruce Blake, 1989
	57.9	88	152	Andrew Jones, 2009
10.	57.8	78	135	Jarrett Stephens, 1997

### GAME BLOCKS

	BLK	
1.	10	Calvin Booth, Dayton, 1998
	10	Calvin Booth, George Mason, 1998
3.	9	Calvin Booth, BYU, 1998
	9	Calvin Booth, Lehigh, 1998
	9	Calvin Booth, Bucknell, 1996
<b>6.</b>	<b>8</b>	<b>Mike Watkins, Morgan State, 2016-17</b>
	8	Calvin Booth, Morgan State, 1996
	8	Calvin Booth, UT-Chattanooga, 1996
	8	Calvin Booth, Northwestern, 1998
	8	Calvin Booth, Indiana, 1999

### GAME ASSISTS

	ASST	
1.	15	Tom Doaty, Syracuse, 1975
<b>2.</b>	<b>14</b>	<b>Tony Carr, at Indiana, 2017</b>
	14	Ron Brown, Bucknell, 1973
4.	13	Dan Earl, at Iowa, 1995
	13	Tim Frazier, at Duquesne, 2014

### GAME RECORDS

- ▶ **Big Ten Points:** 102, at Indiana (2/1/2017) (3ot)
- ▶ **Big Ten Opponent Points:** 110, at Indiana (2/1/2017) (3ot)
- ▶ **Big Ten Field Goals:** 37, at Indiana (2/1/2017) (3ot)
- ▶ **Big Ten FG Attempts:** 80, at Indiana (2/1/2017) (3ot)
- ▶ **Big Ten Player Assists:** 14, Tony Carr, at Indiana (2/1/2017) (3ot)

## TEAM - BIG TEN

### SCORING AVG - BIG

1.	75.4	2000-01
2.	73.8	1999-00
3.	72.1	1997-98
4.	70.4	1998-99
<b>5.</b>	<b>70.1</b>	<b>2016-17</b>

### FIELD GOALS - BIG

1.	443	2016-17
2.	437	1995-96
3.	428	1994-95
4.	413	2014-15
5.	406	2010-11
	406	1993-94

### 3-POINT FGs - BIG

1.	132	2000-01
2.	129	2007-08
	129	2008-09
4.	126	1995-96
5.	125	2015-16
<b>6.</b>	<b>121</b>	<b>2016-17</b>
7.	120	2009-10

### TOTAL POINTS - BIG

1.	1,262	2016-17
2.	1,259	1995-96
3.	1,232	1993-94
4.	1,231	1994-95
5.	1,206	2000-01

### REBOUND AVG. - BIG

1.	36.2	1993-94
2.	35.9	1994-95
3.	35.3	1995-96
<b>4.</b>	<b>33.7</b>	<b>2016-17</b>
5.	33.4	2015-16
	33.4	2012-13
	33.4	2003-04

### TOTAL REBOUNDS - BIG

1.	651	1993-94
2.	646	1994-95
3.	636	1995-96
<b>4.</b>	<b>607</b>	<b>2016-17</b>
5.	602	2015-16

### OPPONENT FG% - BIG

1.	43.0	1994-95
2.	43.1	2014-15
	43.1	1995-96
4.	44.7	1998-99
5.	44.1	2015-16
<b>6.</b>	<b>44.9</b>	<b>2016-17</b>

### OPPONENT 3FG% - BIG

1.	.299	1999-00
2.	.313	1994-95
3.	.335	2001-02
4.	.339	2002-03
5.	.341	1995-96
	.341	2008-09
7.	.351	2014-15
8.	.357	1997-98
9.	.360	2009-10
<b>10.</b>	<b>.361</b>	<b>2016-17</b>

### BLOCKS - BIG

1.	92	2016-17
2.	87	1997-98
3.	81	1995-96
4.	80	1998-99
5.	74	2015-16
	74	1996-97

### STEALS - BIG

1.	134	1995-96
2.	131	2000-01
<b>3.</b>	<b>123</b>	<b>2016-17</b>
4.	115	2011-12
5.	114	1999-00

## TEAM - OVERALL

### 3-POINT FGs

1.	282	2008-09
2.	278	2000-01
3.	235	1999-00
4.	227	2014-15
	227	2007-08
6.	222	1997-98
<b>7.</b>	<b>219</b>	<b>2016-17</b>
8.	216	2010-11
9.	213	2001-02
10.	211	2015-16

### FREE THROW %

1.	76.5	2000-01
2.	75.9	1990-91
3.	74.6	1998-99
4.	74.2	1975-76
<b>5.</b>	<b>74.1</b>	<b>2016-17</b>
	74.1	2013-14
7.	74.0	1997-98
	74.0	1984-85
9.	73.6	2002-03
10.	73.5	1983-84

### STEALS

1.	279	2000-01
	279	1999-00
3.	250	1990-91
4.	243	1988-89
5.	235	1989-90
6.	228	1997-98
7.	227	1991-92
8.	220	1982-83
<b>9.</b>	<b>219</b>	<b>2016-17</b>
10.	218	2011-12

### BLOCKS

1.	180	1997-98
<b>2.</b>	<b>169</b>	<b>2016-17</b>
3.	143	1995-96
4.	141	2015-16
5.	138	2014-15

### ▶ PENN STATE FRESHMAN RECORDS

STAT	TOTAL	RECORD HOLDER	2016-17 LEADER
<b>Games:</b>	35	Brandon Watkins, 2000	Three w/ 31 games
<b>Games Started:</b>	33	Shep Garner, 2015	Carr/Stevens w/ 31
<b>Points:</b>	492	Jesse Arnelles, 1952	Tony Carr (409)
<b>Field Goals:</b>	184	Jesse Arnelles, 1952	Lamar Stevens (136)
<b>Field Goal Attempts:</b>	<b>346</b>	<b>TONY CARR, 2017</b> 🌟	
<b>Field Goal %:</b>	60.2 (56-93)	Phil Williams, 1994	Mike Watkin (58.3)
<b>Free Throws:</b>	124	Jesse Arnelles, 1952	Carr / Stevens (107)
<b>Free Throw Attempts:</b>	217	Jesse Arnelles, 1952	Lamar Stevens (140)
<b>Free Throw %:</b>	29-31 (93.6)	Mike Collins, 1986	Tony Carr (77.0)
<b>Consecutive FTs:</b>	23	Joe Crispin, 1998	N/A
<b>Rebounds:</b>	254	Jesse Arnelles, 1952	Mike Watkins (251) 🌟
<b>Rebound Average:</b>	9.8	Jesse Arnelles, 1952	Mike Watkins (8.1)
<b>Assists:</b>	<b>130</b>	<b>TONY CARR, 2017</b> 🌟	
<b>Blocks:</b>	101	Calvin Booth, 1996	Mike Watkins (80)

🌟 = records to watch

# BIG TEN TOURNAMENT INFO

## PENN STATE TOURNAMENT HISTORY

- ▶ **Tournaments:** 19
- ▶ **Record:** 11-19
- ▶ **Final:** 1 (0-1), (2011)
- ▶ **Semis:** 3 (1-2), (2011, 2001 & 2000)
- ▶ **Overtime:** None
- ▶ **5-Point or fewer games:** 5-5  
*Last: 3/10/2016 vs. Ohio State (L, 79-75)*

### ▶ MOST POINTS

**PSU:** L, 94-84 vs. Illinois (2000)  
**OPP:** L, 94-84 vs. Illinois (2000)  
 L, 94-74 vs. Iowa (2001)

### ▶ LARGEST MARGIN OF VICTORY

**PSU:** 14; 66-51 vs Indiana (2009)  
**OPP:** 28; 77-49 vs. Indiana (2003)

### ▶ CONSECUTIVE WINS: 3 (2011)

**Last 10:** 4-6  
**Last 5:** 2-3

### ▶ ALL-TOURNAMENT TEAM

2015: D.J. Newbill, G  
 2011: Talor Battle, G  
 2001: Joe Crispin, G  
 2000: Jarrett Stephens, F; Joe Crispin, G

### RECORD BY ROUND

<b>First Round:</b>	6-12
<b>Second Round:*</b>	1-1
<b>Quarterfinals:</b>	3-3
<b>Semifinals:</b>	1-2
<b>Final:</b>	0-1

\*additional round added in 2015

### TOURNAMENT SEEDS

1998	#7
1999	#9
2000	#9
2001	#7
2002	#11
2003	#11
2004	#11
2005	#11
2006	#8
2007	#11
2008	#7
2009	#6
2010	#11
2011	#6
2012	#12
2013	#12
2014	#10
2015	#13
2016	#10
2017	#13

### RECORD BY SEED

No. 6	4-2
No. 7	2-3
No. 8	1-1
No. 9	2-2
No. 10	0-2
No. 11	0-6
No. 12	0-2
No. 13	2-1

### VS. TOURNAMENT OPPONENTS

Illinois	0-3
Indiana	2-2
Iowa	1-1
Michigan	2-1
Michigan State	2-0
Minnesota	0-3
Nebraska	1-0
Northwestern	1-2
Ohio State	1-4
Purdue	0-2
Wisconsin	1-1

DATE	OPPONENT (LOCATION)	RESULT
------	---------------------	--------

1998	UNITED CENTER, CHICAGO	
------	------------------------	--

3/5/98	#7 Penn State vs. #10 Wisconsin	L 52-51
	<i>Leading PSU scorer: Pete Lisicky, 15</i>	

1999	UNITED CENTER, CHICAGO	
------	------------------------	--

3/4/99	#9 Penn State vs. #8 Northwestern	L 54-44
	<i>Leading PSU scorer: Joe Crispin, 18</i>	

2000	UNITED CENTER, CHICAGO - SEMIFINAL	
------	------------------------------------	--

3/9/00	#9 Penn State vs. #8 Michigan	W 76-66
	<i>Leading PSU scorer: Joe Crispin, 22</i>	
3/10/00	#9 Penn State vs. #1 Ohio State	W 71-66
	<i>Leading PSU scorer: Jarrett Stephens, 21</i>	
3/11/00	#9 Penn State vs. #4 Illinois	L 94-84
	<i>Leading PSU scorer: Jarrett Stephens, 24</i>	

2001	UNITED CENTER, CHICAGO - SEMIFINAL	
------	------------------------------------	--

3/8/01	#7 Penn State vs. #10 Michigan	W 82-80
	<i>Leading PSU scorer: Gyasi Cline-Heard, 24</i>	
3/8/01	#7 Penn State vs. #2 Michigan St.	W 65-63
	<i>Leading PSU scorer: Joe Crispin, 22</i>	
3/10/01	#7 Penn State vs. #6 Iowa	L 94-74
	<i>Leading PSU scorer: Gyasi Cline-Heard, 26</i>	

2002	CONSECO FIELDHOUSE, INDIANAPOLIS	
------	----------------------------------	--

3/7/02	#11 Penn State vs. #6 Minnesota	L 84-60
	<i>Leading PSU scorer: Sharif Chambliss, 16</i>	

2003	UNITED CENTER, CHICAGO	
------	------------------------	--

3/13/03	#11 Penn State vs. #6 Indiana	L 77-49
	<i>Leading PSU scorer: Brandon Watkins, 17</i>	

DATE	OPPONENT (LOCATION)	RESULT
------	---------------------	--------

2004	CONSECO FIELDHOUSE, INDIANAPOLIS	
------	----------------------------------	--

3/11/04	#11 Penn State vs. #6 Northwestern	L 57-52
	<i>Leading PSU scorers: Aaron Johnson 14, Marlon Smith, 14</i>	

2005	UNITED CENTER, CHICAGO	
------	------------------------	--

3/10/05	#11 Penn State vs. #6 Ohio State	L 72-69
	<i>Leading PSU scorer: Travis Parker, 21</i>	

2006	CONSECO FIELDHOUSE, INDIANAPOLIS	
------	----------------------------------	--

3/9/06	#8 Penn State vs. #9 Northwestern	W 68-55
	<i>Leading PSU scorer: Geary Claxton, 17</i>	
3/10/06	#8 Penn State vs. #1 Ohio State	L 63-56
	<i>Leading PSU scorer: Jamelle Cornley, 18</i>	

2007	UNITED CENTER, CHICAGO	
------	------------------------	--

3/8/07	#11 Penn State vs. #6 Illinois	L 66-60
	<i>Leading PSU scorer: Mike Walker, 22</i>	

2008	CONSECO FIELDHOUSE, INDIANAPOLIS	
------	----------------------------------	--

3/8/07	#7 Penn State vs. #10 Illinois	L 64-63
	<i>Leading PSU scorer: Talor Battle, 17</i>	

2009	CONSECO FIELDHOUSE, INDIANAPOLIS	
------	----------------------------------	--

3/12/09	#6 Penn State vs. #11 Indiana	W 66-51
	<i>Leading PSU scorer: Jamelle Cornley, 22</i>	
3/13/09	#6 Penn State vs. #3 Purdue	L 79-65
	<i>Leading PSU scorer: Jamelle Cornley, 20</i>	

2010	CONSECO FIELDHOUSE, INDIANAPOLIS	
------	----------------------------------	--

3/11/10	#11 Penn State vs. #6 Minnesota	L 76-55
	<i>Leading PSU scorer: Battle, Babb, Jackson &amp; Jones, 10</i>	

DATE	OPPONENT (LOCATION)	RESULT
------	---------------------	--------

2011	CONSECO FIELDHOUSE, INDIANAPOLIS - FINAL	
------	--	--

3/10/11	#6 Penn State vs. #11 Indiana	W 61-55
	<i>Leading PSU scorer: Jeff Brooks, 15</i>	
3/11/11	#6 Penn State vs. #3 Wisconsin	W 36-33
	<i>Leading PSU scorer: Talor Battle, 9</i>	
3/12/11	#6 Penn State vs. #7 Michigan State	W 61-48
	<i>Leading PSU scorer: Talor Battle, 25</i>	
	<b>BIG TEN CHAMPIONSHIP GAME</b>	
3/13/11	#6 Penn State vs. #1 Ohio State	L 71-60
	<i>Leading PSU scorer: Talor Battle, 24</i>	

2012	CONSECO FIELDHOUSE, INDIANAPOLIS	
------	----------------------------------	--

3/8/12	#12 Penn State vs. #5 Indiana	L 75-58
	<i>Leading PSU scorer: Tim Frazier, 26</i>	

2013	UNITED CENTER, CHICAGO	
------	------------------------	--

3/4/13	#12 Penn State vs. #5 Michigan	L 83-66
	<i>Leading PSU scorer: D.J. Newbill, 20</i>	

2014	CONSECO FIELDHOUSE, INDIANAPOLIS	
------	----------------------------------	--

3/9/14	#10 Penn State vs. #7 Minnesota	L 63-56
	<i>Leading PSU scorer: D.J. Newbill, 16</i>	

2015	UNITED CENTER, CHICAGO	
------	------------------------	--

3/11/15	#13 Penn State vs. #12 Nebraska	W 68-65
	<i>Leading PSU scorer: D.J. Newbill, 26</i>	
3/12/15	#13 Penn State vs. #5 Iowa	W 67-58
	<i>Leading PSU scorer: D.J. Newbill, 18</i>	
3/13/15	#13 Penn State vs. #4 Purdue	L 64-59
	<i>Leading PSU scorer: D.J. Newbill, 19</i>	

2016	BANKERS LIFE FIELDHOUSE, INDIANAPOLIS	
------	---------------------------------------	--

3/10/16	#10 Penn State vs. #7 Ohio State	L 79-75
	<i>Leading PSU scorer: Shep Garner, 25</i>	



# BIG TEN TOURNAMENT INFO

## PENN STATE TOURNAMENT RECORDS

### ▶ CAREER SCORING

1.	127	Joe Crispin	1998, 99, 00, 01
2.	116	Talor Battle	2008, 09, 10, 11
3.	99	D.J. Newbill	2013, 14, 15
4.	96	G. Cline-Heard	1998, 99, 00, 01
5.	93	Titus Ivory	1998, 99, 00, 01
6.	70	Tim Frazier	2010, 11, 12
7.	69	Jamelle Cornley	2006, 07, 08, 09
8.	66	Jeff Brooks	2008, 09, 10, 11
9.	62	David Jackson	2008, 09, 10, 11
10.	60	Jarrett Stephens	1998, 00

### ▶ GAME SCORING

1.	26	D.J. Newbill	vs. Nebraska, 2015
	26	Tim Frazier	vs. Indiana, 2012
	26	Gyasi Cline-Heard	vs. Iowa, 2001
4.	25	Shep Garner	vs. Ohio State, 2016
	25	Talor Battle	vs. Michigan State, 2011
6.	24	Talor Battle	vs. Ohio State, 2011
	24	G. Cline-Heard	vs. Michigan, 2001
	24	Jarrett Stephens	vs. Illinois, 2000
9.	22	Tim Frazier	vs. Michigan St., 2011
	22	Jamelle Cornley	vs. Indiana, 2009
	22	Mike Walker	vs. Illinois, 2007
	22	Joe Crispin	vs. Michigan State, 2001
	22	Joe Crispin	vs. Michigan, 2001

### ▶ GAME REBOUNDING

1.	13	Geary Claxton	vs. Ohio State, 2005
	13	Aaron Johnson	vs. Northwestern, 2004
3.	12	Geary Claxton	vs. Ohio State, 2006
	12	Jarrett Stephens	vs. Ohio St., 2000
	12	Calvin Booth	vs. Northwestern, 1999
6.	11	Ross Travis	vs. Michigan, 2013
	11	Jan Jagla	vs. Northwestern, 2004
8.	10	Geary Claxton	vs Northwestern, 2006
	10	G. Cline-Heard	vs. Ohio St., 2000
10.	9	Ross Travis	vs Purdue, 2015
	9	Jeff Brooks	vs. Illinois, 2008
	9	Geary Claxton	vs. Illinois, 2007
	9	Aaron Johnson	vs. Ohio State, 2005
	9	Joe Crispin	vs. Michigan, 2000

### ▶ GAME ASSISTS

1.	11	Joe Crispin	vs. Illinois, 2000
2.	10	Jarrett Stephen	vs. Michigan, 2000
3.	9	Ben Luber	vs. Ohio State, 2006
	9	Joe Crispin	vs. Michigan, 2000
4.	8	Titus Ivory	vs. Michigan, 2001
5.	7	Jermaine Marshall	vs. Michigan, 2013
	7	Joe Crispin	vs. Ohio State, 2000
7.	6	Tim Frazier	vs. Michigan State, 2011
	6	Talor Battle	vs. Indiana, 2009
	6	Ben Luber	vs. Ohio State, 2005
	6	Ben Luber	vs. Northwestern, 2005

### INDIVIDUAL - GAME

- ▶ **Points:** 26, D.J. Newbill, vs. Nebraska, 2015  
Tim Frazier, vs. Indiana, 2012  
Gyasi Cline-Heard, vs. Iowa, 2001
- ▶ **Rebounds:** 13, Geary Claxton, vs. Ohio State, 2005  
Aaron Johnson, vs. Northwestern, 2004
- ▶ **Offensive Rebounds:** 6, Jeff Brooks, vs. Illinois, 2008
- ▶ **Defensive Rebounds:** 9, Jarrett Stephens, vs. Ohio State, 2000  
Geary Claxton, vs. Ohio State, 2006
- ▶ **Assists:** 11, Joe Crispin, vs. Illinois, 2000
- ▶ **Blocks:** 5, Brandon Taylor, vs. Nebraska, 2015  
Calvin Booth, vs. Northwestern, 2009
- ▶ **Steals:** 5, Tim Frazier, vs. Indiana, 2012
- ▶ **Field Goals:** 10, D.J. Newbill, vs. Michigan, 2013  
Jarrett Stephens, vs. Ohio State, 2000
- ▶ **Field Goal Attempts:** 24, Tim Frazier, vs. Indiana, 2012
- ▶ **3-Pt Field Goals:** 7 \*\*, Mike Walker, vs. Illinois, 2007
- ▶ **3-Pt Field Goal Att:** 14, Joe Crispin, vs. Northwestern, 1999
- ▶ **Free Throws:** 12, Gyasi Cline-Heard, vs. Iowa, 2001
- ▶ **Free Throw Attempts:** 14, Gyasi Cline-Heard, vs. Iowa, 2001

\*\* Big Ten Tournament Record

### INDIVIDUAL - CAREER

- ▶ **Games Played:** 8 (several players)
- ▶ **Points:** 127, Joe Crispin, 8 games
- ▶ **Rebounds:** 44, Jeff Brooks, 8 games  
Geary Claxton, 4 games
- ▶ **Offensive Rebounds:** 20, Andrew Jones, 8 games
- ▶ **Defensive Rebounds:** 32, Talor Battle, 8 games
- ▶ **Assists:** 40, Joe Crispin, 8 games
- ▶ **Blocks:** 9, Calvin Booth, 2 games
- ▶ **Steals:** 16, Titus Ivory, 8 games
- ▶ **Field Goals:** 39, D.J. Newbill, 5 games
- ▶ **Field Goal Attempts:** 107, Talor Battle, 8 games
- ▶ **3-Pt Field Goals:** 20, Joe Crispin, 8 games

- ▶ **3-Pt Field Goal Attempts:** 60, Joe Crispin, 8 games
- ▶ **Free Throws:** 32, Gyasi Cline-Heard, 8 games
- ▶ **Free Throw Attempts:** 48, Gyasi Cline-Heard, 8 games

### TEAM - GAME

- ▶ **Points:** 84, vs. Illinois, 3/11/2000
- ▶ **Points/fewest:** 36 (won), vs. Wisconsin, 3/11/2011
- ▶ **Points/in a half:** 48 (2nd), vs. Illinois, 3/11/2000
- ▶ **Rebounds:** 40, vs. Michigan, 3/9/2000
- ▶ **Offensive Rebounds:** 18, vs. Illinois, 3/13/2008
- ▶ **Defensive Rebounds:** 30, vs. Michigan State, 3/12/2011
- ▶ **Assists:** 22, vs. Michigan, 3/9/2000
- ▶ **Blocks:** 16\*\*, vs. Nebraska, 3/11/2006
- ▶ **Steals:** 15, vs. Illinois, 3/11/2002
- ▶ **Fouls:** 29, vs. Iowa, 3/10/2001
- ▶ **Turnovers/most:** 26, vs. Northwestern, 3/11/2004
- ▶ **Turnovers/fewest:** 5, vs. Wisconsin, 3/11/2011
- ▶ **Field Goals:** 29, vs. Michigan, 3/4/2013
- ▶ **Field Goal Attempts:** 64, vs. Ohio State, 3/10/2006
- ▶ **Field Goal %:** .519, vs. Ohio State, 3/10/2000
- ▶ **3-Pt Field Goals:** 11, vs. Illinois, 3/11/2000
- ▶ **3-Pt Field Goal Attempts:** 28, vs. Illinois, 3/11/2000
- ▶ **3-Pt Field Goal Pct:** .471, (8-17) vs. Indiana, 3/8/2012
- ▶ **Free Throws:** 26, vs. Iowa, 3/10/2001
- ▶ **Free Throw Attempts:** 30, vs. Iowa, 3/10/2001
- ▶ **Free Throw %:** .867 (26-30), vs. Iowa, 3/10/2001

\*\* Big Ten Tournament Record

### TEAM - TOURNAMENT

- ▶ **Points:** 231, 2000 (3 games)
- ▶ **Rebounds:** 139, 2011 (4 games)
- ▶ **Offensive Rebounds:** 48, 2011 (4 games)
- ▶ **Defensive Rebounds:** 91, 2011 (4 games)
- ▶ **Assists:** 58, 2000 (3 games)
- ▶ **Blocks:** 20, 2015 (3 games)
- ▶ **Steals:** 32, 2000 (3 games)
- ▶ **Fouls:** 70, 2015 (3 games)
- ▶ **Turnovers/most:** 41, 2000 (3 games)
- ▶ **Turnovers/fewest:** (Min. 2 games): 18, 2006  
(Min. 3 games): 24, 2015
- ▶ **Field Goals:** 84, 2011 (4 games)
- ▶ **Field Goal Attempts:** 200, 2011 (4 games)
- ▶ **Field Goal %:** (Min. 2 games): .479, 2000
- ▶ **3-Pt Field Goals:** 24, 2000 (3 games) & 2011 (4 games)
- ▶ **3-Pt Field Goal Attempts:** 75, 2011 (4 games)
- ▶ **3-Pt Field Goal %:** (Min. 2 games): .423, 2015 (3 games)
- ▶ **Free Throws:** 62, 2001 (3 games)
- ▶ **Free Throw Attempts:** 75, 2001 (3 games)
- ▶ **Free Throw Percentage:** (min. 2 games): .826, 2001

## BIG TEN AWARDS

### FIRST TEAM ALL-BIG TEN

- 1995: John Amaechi (first-team)
- 1996: Matt Gaudio (first-coach)
- 2000: Jarrett Stephens (first-m&c)
- 2001: Joe Crispin (first-c)
- 2009: Talor Battle (first-m&c)
- 2011: Talor Battle (first-media)
- 2012: Tim Frazier (first-m)

### SECOND TEAM ALL-BIG TEN

- 1996: Matt Gaudio (second-m)  
Dan Earl (second-m)
- 1997: Pete Lisicky (second-m)
- 1999: Calvin Booth (second-m&c)
- 2000: Joe Crispin (second-m&c)
- 2001: Joe Crispin (second-m)

- 2007: Geary Claxton (second-m)
- 2009: Jamelle Cornley (second-m)
- 2010: Talor Battle (second-m&c)
- 2011: Talor Battle (second-c)
- 2012: Tim Frazier (second-c)
- 2014: D.J. Newbill (second-c&m)  
Tim Frazier (third-c&m)
- 2015: D.J. Newbill (second-c&m)

### THIRD TEAM ALL-BIG TEN

- 1993: John Amaechi (third-m)
- 1994: John Amaechi (third-m)
- 1996: Dan Earl (third-c)
- Glenn Sekunda (third-c&m)
- Pete Lisicky (third-m)
- 1997: Pete Lisicky (third-c)

- 1998: Pete Lisicky (third-m)
- 1999: Dan Earl (third-c)
- 2001: Titus Ivory (third-c, third-m)  
Gyasi Cline-Heard (third-m)
- 2006: Geary Claxton (third-c&m)
- 2007: Geary Claxton (third-c)
- 2008: Jamelle Cornley (third-m)
- 2009: Jamelle Cornley (second-c)

### HONORABLE MENTION

- ALL-BIG TEN**
- 2001: Gyasi Cline-Heard (HM-c)
- 2002: Sharif Chambliss (HM-m)
- 2003: Sharif Chambliss (HM-m)  
Brandon Watkins (HM-m)
- 2004: Jan Jagla (HM-c)

- 2005: Aaron Johnson (HM-c)
- 2007: Jamelle Cornley (HM-c & m)
- 2008: Jamelle Cornley (HM-c)
- 2009: Stanley Pringle (HM-c & m)
- 2011: Jeff Brooks (HM-c & m)
- 2013: Jermaine Marshall (HM-c & m)  
D.J. Newbill (HM-c & m)
- 2016: Brandon Taylor (HM-m)
- 2017: TONY CARR (HM-m)**

### BIG TEN COACH OF THE YEAR

- 2009: Ed DeChellis (media)

### BIG TEN DEFENSIVE PLAYER OF THE YEAR

- 1998: Calvin Booth

### BIG TEN ALL-DEFENSIVE TEAM

- 2012: Tim Frazier

### BIG TEN FRESHMAN OF THE YEAR

- 2006: Jamelle Cornley

### BIG TEN ALL-FRESHMAN TEAM

- 2004: Marlon Smith
- 2005: Geary Claxton
- 2006: Jamelle Cornley
- 2017: TONY CARR**

# BIG TEN TOURNAMENT INFO

## GAME-BY-GAME TOURNAMENT STATS

### #0 PAYTON BANKS

Year-Opp.	Start	Min	FG-FGA	Pct.	3FG-FGA	FT-FTA	Off-Def-Tot	PF-FO	Ast.	TO	Blk	Stl	Pts.
2015 vs. Iowa		3	0-0	.000	0-0	0-0	0-0-0	0-0	0	0	0	0	0
2015 vs. Purdue		0+	0-0	.000	0-0	0-0	0-0-0	0-0	0	0	0	0	0
2016 vs. Ohio State	*	19	2-4	.500	1-1	0-0	1-1-2	3-0	0	2	0	0	5
<b>TOTALS 3 games</b>	<b>1</b>	<b>22/7.3</b>	<b>2-4</b>	<b>.500</b>	<b>1-1</b>	<b>0-0</b>	<b>1-1-2</b>	<b>3-0</b>	<b>0</b>	<b>2</b>	<b>0</b>	<b>0</b>	<b>5/1.7</b>

### #33 SHEP GARNER

Year-Opp.	Start	Min	FG-FGA	Pct.	3FG-FGA	FT-FTA	Off-Def-Tot	PF-FO	Ast.	TO	Blk	Stl	Pts.
2015 vs. Nebraska	*	37	6-11	.545	5-8	2-2	0-2-2	1-0	2	2	0	3	19
2015 vs. Iowa	*	25	1-6	.167	1-4	3-4	1-0-1	3-0	1	0	0	1	6
2015 vs. Purdue	*	32	1-6	.167	1-3	2-2	0-1-1	2-0	1	0	0	1	5
2016 vs. Ohio State	*	38	9-16	.563	3-7	4-4	0-5-5	1-0	5	2	0	1	25
<b>TOTALS 4 games</b>	<b>4</b>	<b>132/33.0</b>	<b>17-39</b>	<b>.435</b>	<b>10-22</b>	<b>11-12</b>	<b>1-8-9</b>	<b>7-0</b>	<b>9</b>	<b>4</b>	<b>0</b>	<b>6</b>	<b>55/13.8</b>

### #44 JULIAN MOORE

Year-Opp.	Start	Min	FG-FGA	Pct.	3FG-FGA	FT-FTA	Off-Def-Tot	PF-FO	Ast.	TO	Blk	Stl	Pts.
2015 vs. Nebraska		11	1-1	1.000	0-0	0-0	0-1-1	1-0	0	0	2	0	2
2015 vs. Iowa		9	1-2	.500	0-0	1-1	1-0-1	2-0	1	0	0	0	3
2015 vs. Purdue		6	0-0	.000	0-0	0-0	1-1-2	1-0	0	1	0	0	0
2016 vs. Ohio State		4	1-2	.500	0-0	0-0	1-0-1	0-0	0	0	0	0	2
<b>TOTALS 4 games</b>	<b>0</b>	<b>30/7.5</b>	<b>3-5</b>	<b>.600</b>	<b>0-0</b>	<b>1-1</b>	<b>3-2-5</b>	<b>4-0</b>	<b>1</b>	<b>1</b>	<b>2</b>	<b>0</b>	<b>7/1.8</b>

### #23 JOSH REAVES

Year-Opp.	Start	Min	FG-FGA	Pct.	3FG-FGA	FT-FTA	Off-Def-Tot	PF-FO	Ast.	TO	Blk	Stl	Pts.
2016 vs. Ohio State	*	30	3-8	.375	0-0	0-0	1-2-3	5-1	2	1	0	2	6
<b>TOTALS 1 game</b>	<b>1</b>	<b>30/30.0</b>	<b>3-8</b>	<b>.375</b>	<b>0-0</b>	<b>0-0</b>	<b>1-2-3</b>	<b>5-1</b>	<b>2</b>	<b>1</b>	<b>0</b>	<b>2</b>	<b>6/6.0</b>

### #21 ISAIAH WASHINGTON

Year-Opp.	Start	Min	FG-FGA	Pct.	3FG-FGA	FT-FTA	Off-Def-Tot	PF-FO	Ast.	TO	Blk	Stl	Pts.
2016 vs. Ohio State		18	0-2	.000	0-2	1-2	2-1-3	5-1	0	2	0	0	1
<b>TOTALS 1 game</b>	<b>0</b>	<b>18/18.0</b>	<b>0-2</b>	<b>.000</b>	<b>0-2</b>	<b>1-2</b>	<b>2-1-3</b>	<b>5-1</b>	<b>0</b>	<b>2</b>	<b>0</b>	<b>0</b>	<b>1/1.0</b>

# BIG TEN TOURNAMENT INFO

## ILLINOIS

**Overall:** Illinois leads 28-16  
**Last Mtg:** 2/11/17, W, 83-70  
**In B1G Tourny:** 0-3  
**Current Streak:** W3  
**Home:** 9-11  
**Road:** 6-14  
**Neutral Site:** 1-3  
**Chambers vs. Illinois:** 4-4

### LAST 10 MEETINGS: 5-5

W, 83-70 @ ILL, 2/11/17  
 W, 71-67 @ PSU, 1/28/17  
 W, 86-79 - 2ot @ PSU, 3/6/16  
 L, 58-60 @ ILL, 1/31/15  
 L, 55-60 @ PSU, 2/9/14  
 L, 55-75 @ ILL, 1/4/14  
 L, 59-64 @ ILL, 2/21/13  
 W, 54-52 @ PSU, 1/19/12  
 L, 51-68 @ ILL, 2/1/11  
 W, 57-55 @ PSU, 1/11/11

## MICHIGAN STATE

**Overall:** Michigan State leads 36-8  
**Last Mtg:** 1/7/17, W, 72-63  
**In B1G Tourny:** 2-0  
**Current Streak:** W1  
**Home:** 4-14  
**Road:** 1-22  
**Neutral Site:** 3-0  
**Chambers vs. MSU:** 1-7

### LAST 10 MEETINGS: 2-8

W, 72-63 @ Palestra, 1/7/17  
 L, 57-88 @ MSU, 2/28/16  
 L, 65-92 @ PSU, 1/10/16  
 L, 60-66 @ MSU, 1/21/15  
 L, 67-82 @ MSU, 2/6/14  
 L, 63-79 @ PSU, 12/31/13  
 L, 72-81 @ PSU, 1/16/13  
 L, 55-77 @ MSU, 2/8/12  
 W, 61-48 @ Big Ten Tourn., 3/12/11  
 L, 57-75 @ MSU, 2/10/11

## PURDUE

**Overall:** Purdue leads, 35-12  
**Last Mtg:** 2/21/17, L 70-74 (OT)  
**In B1G Tourny:** 0-2  
**Current Streak:** L5  
**Home:** 10-13  
**Road:** 2-20  
**Neutral Site:** 0-1  
**Chambers vs. Purdue:** 2-79

### LAST 10 MEETINGS: 1-9

L, 70-74 - ot @ PSU, 2/21/17  
 L, 52-77 @ PUR, 1/21/17  
 L, 60-39 @ PUR, 1/13/16  
 L, 64-59 @ Big Ten Tourn., 3/13/15  
 L, 77-84 @ PSU, 1/17/15  
 W, 79-68 @ PSU, 2/2/14  
 L, 64-65 @ PUR, 1/18/14  
 L, 42-60 @ PUR, 1/13/13  
 L, 49-58 @ PSU, 2/5/13  
 L, 56-80 @ PUR, 2/29/12

## INDIANA

**Overall:** Indiana leads, 37-11  
**Last Mtg:** 2/1/17, L, 110-102 (30T)  
**In B1G Tourny:** 2-2  
**Current Streak:** L2  
**Home:** 6-15  
**Road:** 3-19  
**Neutral Site:** 2-3  
**Chambers vs. Indiana:** 3-9

### LAST 10 MEETINGS: 2-8

L, 102-110 - 3ot @ IU, 2/1/17  
 L, 75-78 @ PSU, 1/18/17  
 W, 68-63 @ PSU, 2/6/16  
 L, 73-76 @ IU, 1/13/15  
 W, 66-65 @ IU, 2/12/14  
 L, 76-79 @ PSU, 1/11/14  
 L, 49-72 @ IU, 1/23/13  
 L, 51-74 @ PSU, 1/7/12  
 L, 58-75 @ Big Ten Tourn., 3/8/12  
 L, 54-73 @ IU, 1/22/12

## MINNESOTA

**Overall:** Minnesota leads, 33-14  
**Last Mtg:** 2/25/17, L, 71-81  
**In B1G Tourny:** 0-3  
**Current Streak:** L1  
**Home:** 11-10  
**Road:** 3-19  
**Neutral Site:** 0-4  
**Chambers vs. Minnesota:** 4-6

### LAST 10 MEETINGS: 4-6

L, 71-81 @ Minn, 2/25/17  
 W, 52-50 @ PSU, 1/14/17  
 W, 86-77 @ PSU, 1/5/16  
 W, 79-76 @ MINN, 3/8/15  
 W, 63-58 @ PSU, 1/28/15  
 L, 56-63 @ Big Ten Tourn., 3/13/14  
 L, 81-63 @ MINN, 3/9/14  
 L, 65-68 @ PSU, 1/8/14  
 L, 44-73 @ MINN, 3/2/13  
 L, 66-80 @ PSU, 1/15/12

## RUTGERS

**Overall:** Penn State leads, 40-31  
**Last Mtg:** 2/4/17, L, 68-70  
**In B1G Tourny:** --  
**Current Streak:** L1  
**Home:** 25-9  
**Road:** 15-22  
**Neutral Site:** 0-0  
**Chambers vs. Rutgers:** 3-2

### LAST 10 MEETINGS: 4-6

L, 68-70 @ PSU, 2/4/17  
 W, 60-47 @ RUT, 1/11/17  
 W, 70-58 @ RUT, 2/20/16  
 W, 79-51 @ PSU, 1/24/15  
 L, 50-46 @ RUT, 1/3/15  
 L, 76-71 NIT @ PSU, 3/14/06  
 W, 83-80 @ RUT, 12/1/04  
 L, 60-47 @ PSU, 12/10/03  
 L, 92-70 @ RUT, 2/27/91  
 L, 79-78 @ PSU, 1/28/91

## IOWA

**Overall:** Iowa leads, 29-15  
**Last Mtg:** 3/5/17, L, 90-79  
**In B1G Tourny:** 1-1  
**Current Streak:** L1  
**Home:** 12-8  
**Road:** 3-17  
**Neutral Site:** 1-3  
**Chambers vs. Iowa:** 3-7

### LAST 10 MEETINGS: 3-7

L, 90-79 @ IOWA, 3/5/17  
 W, 79-75 @ PSU, 2/17/16  
 L, 73-49 @ IOWA, 2/3/16  
 W, 67-58 @ Big Ten Tourn., 3/12/15  
 L, 77-81 OT @ PSU, 2/2/15  
 L, 70-82 @ PSU, 2/15/14  
 L, 72-74 @ PSU, 2/14/13  
 L, 67-76 @ IOWA, 1/31/13  
 W, 69-64 @ PSU, 2/16/12  
 L, 64-77 @ IOWA, 2/4/12

## NEBRASKA

**Overall:** Tied, 7-7  
**Last Mtg:** 2/14/17, L, 66-82  
**In B1G Tourny:** 1-0  
**Current Streak:** L1  
**Home:** 5-1  
**Road:** 1-6  
**Neutral Site:** 1-0  
**Chambers vs. Nebraska:** 5-6

### LAST 10 MEETINGS: 5-5

L, 66-82 @ NEB, 2/14/17  
 W, 56-55 @ PSU, 2/25/16  
 L, 54-70 @ NEB, 2/13/16  
 W, 68-65 @ Big Ten Tourn., 3/11/15  
 W, 56-43 @ PSU, 2/7/15  
 L, 67-80 @ NEB, 2/20/14  
 W, 58-54 @ PSU, 1/23/14  
 L, 53-67 @ NEB, 2/9/13  
 L, 64-68 @ PSU, 1/19/13  
 W, 67-51 @ PSU, 2/11/12

## WISCONSIN

**Overall:** Wisconsin leads, 35-10  
**Last Mtg:** 1/24/17, L 55-82  
**In B1G Tourny:** 1-1  
**Current Streak:** L8  
**Home:** 7-16  
**Road:** 2-20  
**Neutral Site:** 1-1  
**Chambers vs. Wisconsin:** 0-9

### LAST 10 MEETINGS: 1-9

L, 55-82 @ WISC, 1/24/17  
 L, 60-66 @ PSU, 1/21/16  
 L, 47-55 @ PSU, 2/18/15  
 L, 72-89 @ WISC, 12/31/14  
 L, 66-71 @ PSU, 3/2/14  
 L, 60-63 @ PSU, 3/10/13  
 L, 51-60 @ WISC, 1/3/13  
 L, 55-65 @ WISC, 2/19/12  
 L, 46-52 @ PSU, 1/31/12  
 W, 36-33 @ Big Ten Tourn., 3/11/11

## MARYLAND

**Overall:** Maryland leads, 9-12  
**Last Mtg:** 2/7/17, W, 70-64  
**In B1G Tourny:** --  
**Current Streak:** W1  
**Home:** 7-2  
**Road:** 1-6  
**Neutral Site:** 1-4  
**Chambers vs. Maryland:** 1-3

### LAST 10 MEETINGS: 3-7

W, 70-64 @ PSU, 2/7/17  
 L, 70-64 @ UMD, 12/30/15  
 L, 76-73 @ PSU, 2/14/15  
 L, 64-58 @ UMD, 2/4/15  
 L, 62-39 @ PSU, 12/1/10  
 W, 80-78 NIT @ PSU, 3/19/90  
 L, 67-58 Hershey, Pa., 12/6/83  
 W, 97-79 Hershey, Pa., 11/27/82  
 L, 56-55 Hershey, Pa., 12/3/79  
 L, 69-61 Hershey, Pa., 12/7/78

## NORTHWESTERN

**Overall:** Penn State leads, 29-18  
**Last Mtg:** 12/27/16, L, 77-87  
**In B1G Tourny:** 1-2  
**Current Streak:** L2  
**Home:** 15-6  
**Road:** 13-10  
**Neutral Site:** 1-2  
**Chambers vs. NU:** 3-6

### LAST 10 MEETINGS: 4-6

L, 77-87 @ PSU, 12/27/16  
 L, 61-71 @ PSU, 3/3/16  
 W, 71-62 @ NU, 1/16/16  
 L, 60-39 @ NU, 2/21/15  
 W, 59-32 @ NU, 3/6/14  
 W, 66-59 @ NU, 3/7/13  
 L, 54-70 @ PSU, 1/10/13  
 L, 66-67 @ PSU, 2/25/12  
 L, 56-68 @ NU, 1/1/12  
 W, 66-52 @ NU, 2/24/11

## MICHIGAN

**Overall:** Michigan leads, 33-11  
**Last Mtg:** 1/4/17, L, 69-72  
**In B1G Tourny:** 2-1  
**Current Streak:** L6  
**Home:** 7-12  
**Road:** 2-20  
**Neutral Site:** 3-2  
**Chambers vs. Michigan:** 1-9

### LAST 10 MEETINGS: 1-9

L, 69-72 @ MICH, 1/4/17  
 L, 52-79 @ MSG, 1/30/16  
 L, 56-79 @ MICH, 1/2/16  
 L, 64-73 @ PSU, 1/6/15  
 L, 67-80 @ MICH, 1/14/14  
 L, 66-83 @ Big Ten Tourn., 3/14/13  
 W, 84-78 @ PSU, 2/27/13  
 L, 71-79 @ MICH, 2/17/13  
 L, 65-71 @ PSU, 3/4/12  
 L, 53-71 @ MICH, 12/29/11

## OHIO STATE

**Overall:** Ohio State leads 37-15  
**Last Mtg:** 2/28/17, L, 70-71  
**In B1G Tourny:** 1-4  
**Current Streak:** L5  
**Home:** 8-14  
**Road:** 5-19  
**Neutral Site:** 2-4  
**Chambers vs. Ohio State:** 2-7

### LAST 10 MEETINGS: 1-9

L, 70-71 @ PSU, 2/28/27  
 L, 75-79 @ Big Ten Tourn., 3/10/16  
 L, 66-46 @ OSU, 1/25/16  
 L, 67-77 @ PSU, 3/4/15  
 L, 55-75 @ OSU, 2/11/15  
 W, 65-63 @ PSU, 2/27/14  
 W, 71-70 (OT) @ OSU, 1/29/14  
 L, 51-65 @ PSU, 1/26/13  
 L, 54-78 @ OSU, 1/25/12  
 L, 60-71 @ Big Ten Tourn., 3/13/11



*In its last appearance as the No. 13 seed, Penn State advanced to the quarterfinals in 2015, winning its first tournament games since 2011.*



# BIG TEN TOURNAMENT BRACKET

MARCH 8-12 • VERIZON CENTER • WASHINGTON, D.C.



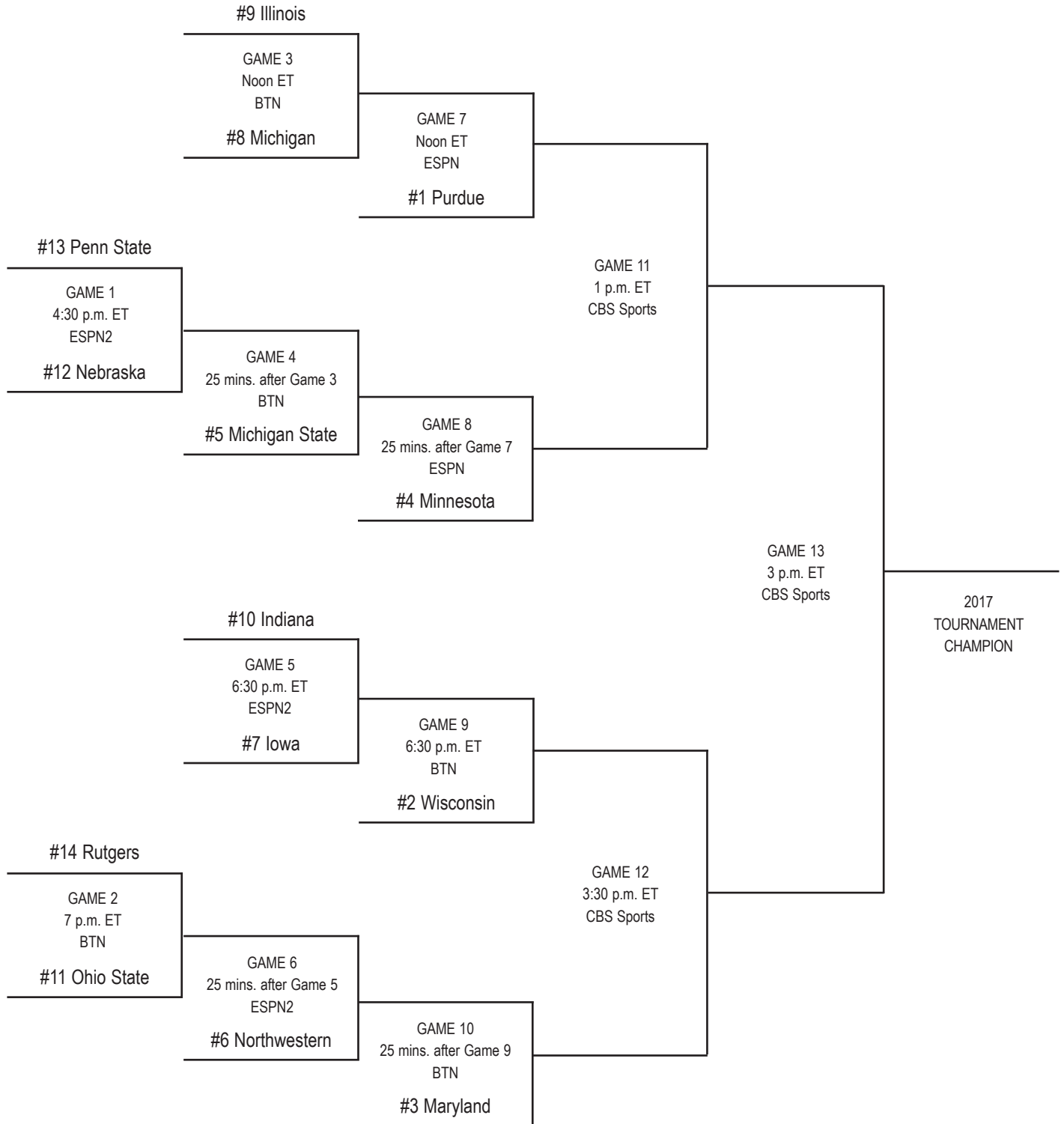
MARCH 8

MARCH 9

MARCH 10

MARCH 11

MARCH 12



# SEASON NOTES

## GRADUATION SUCCESS RATE

- The Nittany Lions have once again earned a Graduation Success Rate (GSR) of 100 percent, according to statistical information released by the NCAA in mid-November.
- The program had a 100 percent success rate for the fourth-consecutive year and is the only Big Ten men's basketball team with a perfect score in the 2016 NCAA Graduation Rates report.
- For the 12th-consecutive year, every year the GSR data has been released, PSU basketball earned four-year Graduation Success Rates at least three points higher than the national average for its sport. The men's basketball graduation figure was 24 points higher than the Division I average in the 2016 NCAA report and 20 points above the Big Ten sport average.

## BACK IN BLACK (AND PINK)

- Penn State wore its black and pink throwback uniforms against Georgia Tech in the ACC/Big Ten Challenge Nov. 29. The uniforms honor the original school colors from 1887.
- The Lions are 4-0 in the unis since debuting them in 2014.
- The color pairing lasted just 2.5 years. Problems arose when the pink faded to white after several weeks of exposure to the sun.
- The students then opted for blue, rather than black, and white. The official announcement of the new choice was made on March 18, 1890.

## SEASON OPENERS

With the loss to Albany Nov. 11, Penn State dropped its first season opener since 2004. It had won its last 11 season openers dating to 2005, including the previous five under Patrick Chambers. The Lions are 89-31 overall in season openers and 79-11 in home season openers.

### ► Openers Under Coach Chambers

11/11/2016	vs. Albany	L, 87-81
11/14/2015	vs. VMI	W, 62-50
11/14/2014	vs. Morgan State	W, 61-48
11/9/2013	vs. Wagner	W, 74-62
11/9/2012	vs. St. Francis (Pa.)	W, 65-58
11/12/2011	vs. Hartford	W, 70-55

## EARLY-SEASON TOURNEYS

After the losses to Duke and Cincinnati, Penn State is 77-91 in early-season tournaments. The Lions have participated in at least one each season since 1981 and have captured 10 tourney championships, 12 second-place and 27 third-place finishes.

## IN THE ACC/B1G CHALLENGE

After defeating Georgia Tech, 67-60, Nov. 29, Penn State has won each of its last three and seven of its last 10 Big Ten/ACC Challenge games and holds an 8-8 record in 15 challenge appearances. Big Ten men's basketball teams lost the Commissioner's Cup for the first time since 2008, falling to the ACC 8-5 in this year's challenge.

## CHAMBERS TAKES ON YEAR SIX

The 2016-17 season marks the sixth year at the helm of the Nittany Lions for head coach Patrick Chambers. The Philly native is coming off one of his best coaching performances in University Park after leading the team to seven Big Ten wins, the most of his career, and 16 overall victories for the third year in a row. The Nittany Lions had not previously reached 16 wins in three-consecutive seasons since joining the Big Ten Conference.

## #UNLOCKED

The Nittany Lions offered an unprecedented look into their program through a web series called #UNLOCKED, available through the team's social media accounts, as well as GoPSUsports.com / GoPSUnow (search men's basketball). In conjunction with WPSU, the videos feature never before seen access into the Nittany Lion players, coaches, staff and program.

## SCORING THREATS

Penn State returns three of its top four scorers from a year ago: Shep Garner (14.8 ppg), Payton Banks (9.4 ppg) and Josh Reaves (6.4 ppg).

## STARTER EXPERIENCE

Five of Penn State's returning letterwinners made at least one appearance in the starting lineup last season, including three who started more than 60 percent of the team's games: Shep Garner (32 starts), Payton Banks (31) and Josh Reaves (20).

## TOUGH SLATE

Patrick Chambers and his staff have assembled one of the toughest non-conference slates in program history. The Nittany Lions will face Duke (11/19), Cincinnati or Rhode Island (11/20), George Washington (11/26), Georgia Tech (11/29), Pittsburgh (12/10) and St. John's (12/18).

## PHILLY TOUGH

Six players hail from the Philadelphia area on this year's Penn State roster, including four from Roman Catholic High School. Freshmen Nazeer Bostick, Tony Carr and Lamar Stevens joined Shep Garner as PSU players from Roman. Mike Watkins (The Phelps School) and Julian Moore (Germantown Academy) round out the group.

### ROMAN CATHOLIC x 4

The four players from Roman Catholic High School in Philadelphia - Shep Garner, Nazeer Bostick, Tony Carr and Lamar Stevens - are believed the only group of four players from the same high school on an active Division I men's basketball roster.

## PALESTRA AS HOME COURT

Penn State is taking Big Ten basketball to the City of Brotherly Love, hosting Michigan State in a league matchup Saturday, Jan. 7, 2017 in Philadelphia's historic Palestra. It will count as a home game for the Nittany Lions, who boast six players from the Philly area on this year's roster, in addition to Chambers, a Delaware County native. The game sold out to the public in September.

## OFFSEASON TRAINING

Penn State enlisted the SEAL Team Physical Training program for assistance in offseason workouts. The team was put through two days of physical and mental challenges designed to enhance physical and mental toughness. Check out the two-part video series on the workouts, as well as numerous other videos from the offseason on the team's Facebook page (/pennstatebasketball/videos).

## NEW FACES

In addition to the members of the freshman recruiting class, the Nittany Lions welcomed rookie walk-on Grant Hazle from Houston, Texas this fall. Satchel Pierce, a 7-footer from Virginia Tech, transferred to Happy Valley in the offseason and will sit out the upcoming campaign. Terrence Samuel, a backup guard on UConn's 2014 National Championship team, is coming off his year of sitting out and will be primed for action in 2016-17, joining red-shirted freshman Mike Watkins, who was not eligible to compete last season.

## NO SENIORS HERE

There is not a single senior on the Nittany Lions' 2016-17 roster. Juniors Shep Garner and Payton Banks are the veterans of the squad, along with UConn transfer Terrence Samuel. Virginia Tech transfer Satchel Pierce also is a junior and will have two years of eligibility remaining beginning next year. Ten of 14 players on the roster have freshman or sophomore year eligibility, including Pierce.

## FREQUENT TRAVELERS

Head coach Patrick Chambers has not shied away from taking his squads away from home in the non-conference. The Lions have five road or neutral games before league play this year, following up six such contests a year ago.

Penn State's trips this season include stops in metro area hotbeds: New York (St. John's/MSG), Newark (Pitt/Prudential Center), Washington (GW/Smith Center), in addition to the Palestra stop to face Michigan State.

## LIONS IN THE PROS

Tim Frazier signed a two-year, \$4.1-million contract with the NBA's New Orleans Pelicans in July following a stint with them late last season. He is Penn State's first NBA player since Calvin Booth finished a 10-year NBA career in 2009.

All four members of 2016 senior class are currently playing professionally overseas. Jordan Dickerson (Serbia), Devin Foster (Georgia), Donovan Jack (England) and Brandon Taylor (Greece) are all on teams to start the season. They join Nittany Lion legend D.J. Newbill (Belgium) and Sasa Borovnjak (Serbia) as PSU alumni in Europe. All of Penn State's seven players currently playing pro earned their undergraduate degrees.

## POSEY ENTERED NAISMITH HOF

Cumberland "Cum" Posey, Jr., recognized as the first African-American student-athlete in Penn State history, was inducted to the Naismith Memorial Basketball Hall of Fame Friday in Springfield, Massachusetts this summer. Posey enrolled at Penn State in 1909 and played forward on the freshman basketball team (1909-10) and the varsity basketball team (1910-11), while also playing on the freshman baseball team (1910). Although he did not play in enough games to earn a varsity letter as a Nittany Lion, Posey's impact and influence at Penn State goes well beyond the bound of official records.

## 121ST SEASON PENN STATE BASKETBALL

The Nittany Lions embark on the 121st season of basketball at Penn State and their 26th as a member of the Big Ten in 2016-17. The Lions began play in 1897 with a pair of contests vs. Bucknell. Penn State has made 13 postseason appearances in the last 28 years (4 NCAA, 8 NIT, 1 CBI) and a total of 20 (9 NCAA, 10 NIT, 1 CBI) overall.

# 2016-17 STATISTICS

## OVERALL RECORD

14-17

BIG TEN .....	6-12
NON-CONFERENCE.....	8-5
HOME (BJC) .....	9-7
AWAY .....	4-7
NEUTRAL .....	1-3

- ▶ Points Leader ..... Tony Carr (13.2)
- ▶ Rebounds Leader ..... Mike Watkins (8.1)
- ▶ Assists Leader ..... Tony Carr (130/ 4.2)
- ▶ Blocks Leader ..... Mike Watkins (80 / 2.6)

## INDIVIDUAL STATS

##	Player	gp-gs	min	avg	Total		3-Point		F-Throw		Rebounds										pts	avg		
					fg-fga	fg%	3fg-fga	3fg%	ft-fa	ft%	off	def	tot	avg	pf	dq	a	to	blk	stl				
10	Carr, Tony	31-31	1010	32.6	135-346	.390	32-95	.337	107-139	.770	20	124	144	4.6	70	1	130	81	9	22	409	13.2		
11	Stevens, Lamar	31-31	855	27.6	136-319	.426	8-27	.296	107-140	.764	51	124	175	5.6	85	3	53	70	20	26	387	12.5		
33	Garner, Shep	31-29	1006	32.5	127-338	.376	76-219	.347	44-59	.746	12	72	84	2.7	59	1	77	56	3	41	374	12.1		
00	Banks, Payton	30-11	786	26.2	105-282	.372	72-195	.369	44-54	.815	10	51	61	2.0	63	1	30	30	7	14	326	10.9		
24	Watkins, Mike	31-22	720	23.2	116-199	.583	0-0	.000	63-96	.656	77	174	251	8.1	77	0	20	39	80	23	295	9.5		
23	Reaves, Josh	26-21	696	26.8	78-171	.456	19-57	.333	29-43	.674	37	70	107	4.1	78	3	59	50	20	57	204	7.8		
05	Samuel, Terrence	26-1	443	17.0	35-85	.412	6-18	.333	29-40	.725	11	51	62	2.4	30	0	44	23	1	18	105	4.0		
44	Moore, Julian	30-9	466	15.5	35-75	.467	0-0	.000	19-27	.704	36	57	93	3.1	59	1	11	26	24	8	89	3.0		
04	Bostick, Nazeer	18-0	120	6.7	9-29	.310	0-9	.000	5-5	1.000	2	11	13	0.7	13	0	6	11	4	7	23	1.3		
01	Zemgulis, Davis	17-0	110	6.5	5-20	.250	3-13	.231	1-2	.500	3	9	12	0.7	21	0	1	6	1	2	14	0.8		
21	Washington, Isaiah	15-0	81	5.4	3-14	.214	3-12	.250	3-4	.750	0	6	6	0.4	12	0	2	5	0	1	12	0.8		
22	Hazle, Grant	3-0	2	0.7	1-1	1.000	0-0	.000	0-0	.000	0	0	0	0.0	0	0	0	0	0	0	2	0.7		
20	Zhao, Alex	3-0	5	1.7	0-2	.000	0-1	.000	0-0	.000	1	0	1	0.3	0	0	0	0	0	0	0	0.0		
Team											51	35	86											8
Total.....		31	6300		785-1881	.417	219-646	.339	451-609	.741	311	784	1095	35.3	567	10	433	405	169	219	2240	72.3		
Opponents.....		31	6300		802-1857	.432	228-632	.361	423-592	.715	343	853	1196	38.6	564	10	416	466	126	205	2255	72.7		

## TEAM STATS

TEAM STATISTICS	PSU	OPP
SCORING	2240	2255
Points per game	72.3	72.7
Scoring margin	-0.5	-
FIELD GOALS-ATT	785-1881	802-1857
Field goal pct	.417	.432
3 POINT FG-ATT	219-646	228-632
3-point FG pct	.339	.361
3-pt FG made per game	7.1	7.4
FREE THROWS-ATT	451-609	423-592
Free throw pct	.741	.715
F-Throws made per game	14.5	13.6
REBOUNDS	1095	1196
Rebounds per game	35.3	38.6
Rebounding margin	-3.3	-
ASSISTS	433	416
Assists per game	14.0	13.4
TURNOVERS	405	466
Turnovers per game	13.1	15.0
Turnover margin	+2.0	-
Assist/turnover ratio	1.1	0.9
STEALS	219	205
Steals per game	7.1	6.6
BLOCKS	169	126
Blocks per game	5.5	4.1
ATTENDANCE	111868	179227
Home games-Avg/Game	16-6992	11-12367
Neutral site-Avg/Game	-	4-10799

Score by Periods	1st	2nd	OT	OT2	OT3	Totals
Penn State	1033	1171	14	13	9	2240
Opponents	1079	1128	18	13	17	2255

## SCHEDULE & RESULTS

Date	Opponent	Score	Att.
11/11/16	ALBANY	L 81-87	6230
11/13/16	DUQUESNE	W 82-74	5856
11/15/16	GRAND CANYON	W 85-76	5678
11/19/16	vs Duke	L 68-78	9189
11/20/16	vs Cincinnati	L 50-71	9119
11/23/16	COLGATE	W 72-59	5112
11/26/16	at George Washington	W 74-68	2378
11/29/16	GEORGIA TECH	W 67-60	6032
12/03/16	WRIGHT STATE	W 72-50	6227
12/07/16	GEORGE MASON	L 66-85	5694
12/10/16	vs Pittsburgh	L 73-81	16165
12/18/16	at St. John's	W 92-76	8200
12/21/16	MORGAN STATE	W 96-55	4009
* 12/27/16	NORTHWESTERN	L 77-87	5811
* 01/01/17	at Rutgers	W 60-47	6079
* 01/04/17	at Michigan	L 69-72	11385
* 01/07/17	vs Michigan State	W 72-63	8722
* 01/14/17	MINNESOTA	W 52-50	11759
* 01/18/17	INDIANA	L 75-78	7818
* 01/21/17	at Purdue	L 52-77	14804
* 01/24/17	at Wisconsin	L 55-82	17287
* 01/28/17	ILLINOIS	W 71-67	10202
* 02/01/17	at Indiana	Lo3 102-110	17222
* 02/04/17	RUTGERS	L 68-70	9529
* 02/07/17	MARYLAND	W 70-64	7063
* 02/11/17	at Illinois	W 83-70	13010
* 02/14/17	at Nebraska	L 66-82	15642
* 02/21/17	PURDUE	Lot 70-74	7505
* 02/25/17	at Minnesota	L 71-81	14625
* 02/28/17	OHIO STATE	L 70-71	7343
* 03/05/17	at Iowa	L 79-90	15400

\* - Conference game



# FINAL BIG TEN STATISTICS

## INDIVIDUAL STATS

#	Player	gp-gs	min	avg	Total		3-Point		F-Throw		Rebounds											
					fg-fga	fg%	3fg-fga	3fg%	ft-fa	ft%	off	def	tot	avg	pf	dq	a	to	blk	stl	pts	avg
10	Carr, Tony	18-18	601	33.4	88-213	.413	17-54	.315	69-96	.719	11	66	77	4.3	43	1	77	48	7	9	262	14.6
11	Stevens, Lamar	18-18	520	28.9	81-201	.403	8-23	.348	55-80	.688	24	77	101	5.6	51	2	27	48	8	17	225	12.5
33	Garner, Shep	18-16	586	32.6	63-181	.348	39-122	.320	19-30	.633	7	41	48	2.7	29	0	37	28	2	22	184	10.2
00	Banks, Payton	17-2	455	26.8	52-155	.335	35-104	.337	30-36	.833	6	25	31	1.8	35	1	10	15	3	8	169	9.9
24	Watkins, Mike	18-9	412	22.9	62-101	.614	0-0	.000	34-55	.618	44	98	142	7.9	49	0	12	17	37	13	158	8.8
23	Reaves, Josh	18-18	497	27.6	54-119	.454	17-45	.378	22-34	.647	24	43	67	3.7	57	3	39	37	17	36	147	8.2
44	Moore, Julian	17-9	286	16.8	23-40	.575	0-0	.000	11-13	.846	21	29	50	2.9	40	1	6	10	15	5	57	3.4
05	Samuel, Terrence	13-0	199	15.3	14-32	.438	2-7	.286	11-14	.786	6	26	32	2.5	9	0	19	13	0	8	41	3.2
21	Washington, Isaiah	8-0	47	5.9	2-9	.222	2-7	.286	2-2	1.000	0	4	4	0.5	5	0	1	2	0	0	8	1.0
04	Bostick, Nazeer	11-0	60	5.5	3-11	.273	0-4	.000	2-2	1.000	2	4	6	0.5	2	0	2	7	3	5	8	0.7
01	Zemgulis, Davis	8-0	35	4.4	1-5	.200	1-3	.333	0-0	.000	2	2	4	0.5	9	0	0	1	0	0	3	0.4
20	Zhao, Alex	1-0	1	1.0	0-0	.000	0-0	.000	0-0	.000	0	0	0	0.0	0	0	0	0	0	0	0	0.0
22	Hazle, Grant	1-0	1	1.0	0-0	.000	0-0	.000	0-0	.000	0	0	0	0.0	0	0	0	0	0	0	0	0.0
Team											27	18	45				4					
Total.....		18	3700		443-1067	.415	121-369	.328	255-362	.704	174	433	607	33.7	329	8	230	230	92	123	1262	70.1
Opponents.....		18	3700		476-1061	.449	134-371	.361	249-359	.694	192	494	686	38.1	330	6	255	261	71	120	1335	74.2

## TEAM STATS

TEAM STATISTICS	PSU	OPP
SCORING	1262	1335
Points per game	70.1	74.2
Scoring margin	-4.1	-
FIELD GOALS-ATT	443-1067	476-1061
Field goal pct	.415	.449
3 POINT FG-ATT	121-369	134-371
3-point FG pct	.328	.361
3-pt FG made per game	6.7	7.4
FREE THROWS-ATT	255-362	249-359
Free throw pct	.704	.694
F-Throws made per game	14.2	13.8
REBOUNDS	607	686
Rebounds per game	33.7	38.1
Rebounding margin	-4.4	-
ASSISTS	230	255
Assists per game	12.8	14.2
TURNOVERS	230	261
Turnovers per game	12.8	14.5
Turnover margin	+1.7	-
Assist/turnover ratio	1.0	1.0
STEALS	123	120
Steals per game	6.8	6.7
BLOCKS	92	71
Blocks per game	5.1	3.9
ATTENDANCE	67030	134176
Home games-Avg/Game	8-8379	9-13939
Neutral site-Avg/Game	-	1-8722

## SCHEDULE & RESULTS

Date	Opponent	Score	Att.
* 12/27/16	NORTHWESTERN	L 77-87	5811
* 01/01/17	at Rutgers	W 60-47	6079
* 01/04/17	at Michigan	L 69-72	11385
* 01/07/17	vs Michigan State	W 72-63	8722
* 01/14/17	MINNESOTA	W 52-50	11759
* 01/18/17	INDIANA	L 75-78	7818
* 01/21/17	at Purdue	L 52-77	14804
* 01/24/17	at Wisconsin	L 55-82	17287
* 01/28/17	ILLINOIS	W 71-67	10202
* 02/01/17	at Indiana	Lo3 102-110	17222
* 02/04/17	RUTGERS	L 68-70	9529
* 02/07/17	MARYLAND	W 70-64	7063
* 02/11/17	at Illinois	W 83-70	13010
* 02/14/17	at Nebraska	L 66-82	15642
* 02/21/17	PURDUE	Lot 70-74	7505
* 02/25/17	at Minnesota	L 71-81	14625
* 02/28/17	OHIO STATE	L 70-71	7343
* 03/05/17	at Iowa	L 79-90	15400

\* - Conference game

Score by Periods	1st	2nd	OT	OT2	OT3	Totals
Penn State	611	615	14	13	9	1262
Opponents	652	635	18	13	17	1335

# THE LAST TIME

## TEAM WON / LOSS

BEAT TOP 25 TEAM	2/7/17 vs. No. 21/22 Maryland (70-64)
BEAT TOP 25 TEAM ROAD	1/29/14 at No. 24 Ohio State (71-70)(ot)
BEAT TOP 10 TEAM	2/17/16 vs. No. 4/6 Iowa (79-75)
BEAT TOP 5 TEAM	2/17/16 vs. No. 4/6 Iowa (79-75)
BEAT A BIG TEN TEAM BY 20+	1/24/15 vs. Rutgers (28, 79-51)
WON IN OVERTIME	3/6/16 vs. Illinois (86-79 (2ot))
LOST IN OVERTIME	2/21/17 vs. No. 14 Purdue (L, 74-70 (ot))
PLAYED DOUBLE OVERTIME	3/6/16 vs. Illinois (W, 86-79 (2ot))
PLAYED TRIPLE OVERTIME	2/1/17 at Indiana (L, 110-102 (3ot))
CAME FROM 20+ DOWN TO WIN	3/15/95 (NIT) vs Miami (62-56) (-20)
CAME FROM 15+ DOWN TO WIN	12/19/15 at Drexel (63-57) (-17)
CAME FROM 10-14 DOWN TO WIN	1/14/17 vs. No. 24 Minnesota (52-50) (-14)
WON BIG TEN ROAD	2/11/17 at Illinois (83-70)
WON BIG TEN NEUTRAL	1/7/17 vs. Michigan State (The Palestra) (72-63)
WON TOP 25 BIG TEN ROAD	1/29/14 at No. 24 Ohio State (71-70)(ot)
WON NON-CONFERENCE ROAD	12/18/16 at St. John's (MSG) (92-76)
WON NON-CONFERENCE NEUTRAL	12/23/15 vs. Kent State (75-69)
LOST BIG TEN AT HOME	2/28/17 vs. Ohio State (71-70)
LOST NON-CONFERENCE AT BJC	12/7/16 vs. George Mason (85-66)
LOST NON-CONFERENCE AT REC HALL	12/14/13 vs. Princeton (71-69 (ot)) - at Rec Hall

## TEAM SCORING

SCORED 100+	2/1/17 at Indiana (102 (3ot))
ALLOWED 100+	2/1/17 at Indiana (110 (3ot))
BOTH TEAMS SCORED 100+	2/1/17 at Indiana (L, 110-102 (3ot))
SCORED 90+	12/18/16 vs. St. John's (92); 12/21/16 vs. Morgan State (96)
ALLOWED 90+	3/5/17 at Iowa (90)
SCORED 80+	11/15/16 vs. Grand Canyon (85)
CONSECUTIVE GAMES SCORING 80+	3; 11/11/16 vs. Albany (81), 11/13/16 vs. Duquesne (82), 11/15/16 vs. Grand Canyon (85)
SCORED UNDER 50	1/25/16 at Ohio State (46)
SCORED UNDER 40	2/21/15 at Northwestern (39)
SCORED 60+ IN A HALF	12/19/09 vs. Gardner-Webb (60 2nd)
SCORED 50+ IN FIRST HALF	12/18/16 vs. St. John's (52)
SCORED 50+ IN SECOND HALF	12/10/16 vs. Pitt (51)
SCORED 45+ IN FIRST HALF	1/28/17 vs. Illinois (45)
BENCH SCORED 50+	12/7/05 vs. UMKC (50)
OPP SCORED 45 OR LESS	2/7/15 vs. Nebraska (43)
CONSECUTIVE OPP BELOW 45	2009 at Temple (45) & UMBC (42)
OPP SCORED 40 OR LESS	3/6/14 at Northwestern (32)
CONSECUTIVE OPP BELOW 40	2007 vs. Princeton (38) & Denver (39)
OPP SCORED 10 OR LESS IN HALF	12/15/07 Denver (10)
OPP SCORED 15 OR LESS IN HALF	2/7/15 Nebraska (13)

## TEAM SHOOTING

SHOT 60%+ FG	11/25/09 vs. Sacred Heart (63.8%)
SHOT 60%+ FG IN BIG TEN	1/3/06 vs Northwestern (64.0%)
SHOT 50%+ FG IN BIG TEN	2/11/17 at Illinois (29-51, 56.9%)
SHOT 70% IN HALF	12/30/06 vs. VMI (26-37, 70.3%)
SHOT 60% IN HALF	2/11/17 at Illinois (Second, 12-20, 60.0%)
SHOT UNDER 30%	11/20/15 at Duquesne (19-64, 29.7%)
SHOT 70%+ FROM 3PT	12/28/05 vs. St. Francis (9-12, 75.0%)
SHOT 60%+ FROM 3PT	11/28/10 vs. Furman (12-19, 63.2%)
SHOT 50%+ FROM 3PT	1/24/17 at Wisconsin (9-18, 50.0%)
SHOT 95%+ FROM FT	3/13/11 vs Ohio State (9-9, 100%)
SHOT 90%+ FROM FT	2/11/17 at Illinois (18-20, 90%)
SHOT 85%+ FROM FT	12/21/16 vs Morgan State (21-24, 87.5%)
SHOT 40% OR LESS FT	1/25/16 at Ohio State (2-5, 40%)
SHOT 0.0% FT	1/3/12 at Wisconsin (0-1, 0.0%)

OPP SHOT 60%+ FG	12/31/14 at Wisconsin (63.8%)
OPP SHOT BELOW 30% FG	1/1/17 at Rutgers (18-63, 28.6%)
OPP SHOT 0.0% 3FG	12/14/14 vs. George Washington (0-8)

## TEAM REBOUNDING

50+ REBOUNDS	12/29/12 vs. Duquesne (50)
45+ REBOUNDS	12/21/16 vs. Morgan State (49)
20+ OFFENSIVE REBS	12/7/11 vs. Lafayette (20)
20 OR LESS REBOUNDS	2/29/12 at Purdue (17)
OPP 20 OR LESS REBOUNDS	2/11/17 at Illinois (20)

## TEAM STEALS, ASSISTS, TURNOVERS, BLOCKS

15+ STEALS	11/12/11 vs. Hartford (15)
10+ STEALS	2/21/17 vs. Purdue (12)
30+ ASSISTS	12/30/06 vs. VMI (36)
20+ ASSISTS	3/5/17 at Iowa (23)
CONSECUTIVE GAMES/ 20+ ASSISTS	12/18/16 vs. St. John's (23), 12/21/16 vs Morgan State (23) 11/13/16 vs. Duquesne (20), 11/15/16 vs. Grand Canyon (20)
5 OR FEWER TURNOVERS	2/25/17 at Minnesota (5)
20 + TURNOVERS	12/18/16 vs. St. John's (21)
OPP 25+ TURNOVERS	11/12/11 vs. Hartford (26)
10+ BLOCKS	2/21/17 vs. Purdue (10)
10 PLAYERS 10+ MINUTES	12/19/09 vs. Gardner-Webb (10)

## INDIVIDUAL SCORING

PLAYER 40+ POINTS	Jesse Arnelle (40) vs. Temple, 1/29/1955
PLAYER 35+ POINTS	D.J. Newbill (37) vs. Purdue, 1/17/2015 (BJC Record)
PLAYER 30-34 POINTS	Shep Garner (31) at Boston College, 12/2/2015
3 PLAYERS 20+ POINTS	Claxton, Cornley, Hassell vs. VMI, 12/30/2006
2 PLAYERS 20+ POINTS	Tony Carr (21) and Shep Garner (20) (2/28/17)
6+ PLAYERS 10+ POINTS	12/21/16 vs. Morgan State (6)
5+ PLAYERS 10+ POINTS	2/1/17 at Indiana (5 -3ot)

## MISC. INDIVIDUAL

PLAYER 20+ REBOUNDS	Aaron Johnson (20) vs. Sacred Heart, 11/27/04
PLAYER 15+ REBOUNDS	Mike Watkins (15) vs. Minnesota, 1/14/17 Mike Watkins (15) vs. Pitt, 12/10/16
PLAYER 10+ ASSISTS	Tony Carr (14) at Indiana (3ot), 2/1/17
PLAYER 5+ STEALS	Josh Reaves (5) vs. Purdue, 2/21/17
PLAYER 5+ BLOCKS	Mike Watkins (8) vs. Wright State, 12/3/16
PLAYER 5+ BLOCKS, Consec. Games	Mike Watkins (5) vs. Albany, 11/11/16; Duquesne, 11/13/16
PLAYER 6+ THREES	Shep Garner (6) vs. Rutgers, 2/4/17 Shep Garner (6) at St. John's, 12/18/16 Shep Garner (8) at Boston College, 12/2/15

# CHARTING PSU

## GAME-BY-GAME STARTERS

OPP.	G	G	G/F	F	F/C	RECORD
11/11 ALBANY	CARR	GARNER	SAMUEL	STEVENS	WATKINS	0-1
11/13 DUQUESNE	CARR	GARNER	BANKS	STEVENS	WATKINS	1-0
11/15 GRAND CANYON	Carr	Garner	Banks	Stevens	Watkins	2-0
11/19 vs. Duke	Carr	Garner	Banks	Stevens	Watkins	2-1
11/20 vs. Cincinnati	Carr	Garner	Banks	Stevens	Watkins	2-2
11/23 COLGATE	Carr	Garner	Banks	Stevens	Watkins	3-2
11/26 @ Geo. Wash.	Carr	Garner	Banks	Stevens	Watkins	4-2
11/29 GA. TECH	Carr	Garner	Banks	Stevens	Watkins	5-2
12/3 WRIGHT ST.	Carr	Garner	Banks	Stevens	Watkins	6-2
12/7 GEO. MASON	Carr	Garner	Banks	Stevens	Watkins	6-3
12/10 vs. Pitt	CARR	GARNER	REAVES	STEVENS	WATKINS	0-1
12/18 @ St. John's	Carr	Garner	Reaves	Stevens	Watkins	1-1
12/23 MORGAN ST.	Carr	Garner	Reaves	Stevens	Watkins	2-1
12/27 N'WESTERN	Carr	Garner	Reaves	Stevens	Watkins	2-2
1/1 @ Rutgers	CARR	REAVES	BANKS	STEVENS	MOORE	1-0
1/4 @ Michigan	Carr	Reaves	Banks	Stevens	Moore	1-1
1/7 vs. Michigan St.	CARR	GARNER	REAVES	STEVENS	MOORE	1-0
1/14 MINNESOTA	Carr	Garner	Reaves	Stevens	Moore	2-0
1/18 INDIANA	Carr	Garner	Reaves	Stevens	Moore	2-1
1/21 @ Purdue	Carr	Garner	Reaves	Stevens	Watkins	2-3
1/24 @ Wisconsin	Carr	Garner	Reaves	Stevens	Moore	2-2
1/28 ILLINOIS	Carr	Garner	Reaves	Stevens	Moore	3-2
2/1 @ Indiana	Carr	Garner	Reaves	Stevens	Moore	3-3
2/4 RUTGERS	Carr	Garner	Reaves	Stevens	Moore	3-4
2/7 MARYLAND	Carr	Garner	Reaves	Stevens	Watkins	3-3
2/11 at Illinois	Carr	Garner	Reaves	Stevens	Watkins	4-3
2/14 at Nebraska	Carr	Garner	Reaves	Stevens	Watkins	4-4
2/21 PURDUE	Carr	Garner	Reaves	Stevens	Watkins	4-5
2/25 at Minnesota	Carr	Garner	Reaves	Stevens	Watkins	4-6
2/28 OHIO STATE	Carr	Garner	Reaves	Stevens	Watkins	4-7
3/5 at Iowa	Carr	Garner	Reaves	Stevens	Watkins	4-8

## GAME-BY-GAME LEADERS

OPP.	RESULT	POINTS	REBOUNDS	ASSISTS	BLOCKS
11/11 ALBANY	L, 87-81	Garner (25)	Watkins (7)	Carr/Garner (4)	Watkins (5)
11/13 DUQUESNE	W, 82-74	Stevens (24)	Carr (7)	Stevens/Garner (5)	Watkins (5)
11/15 GRAND CANYON	W, 85-76	Stevens (19)	Moore (9)	Samuel (7)	Watkins (5)
11/19 vs. Duke	L, 78-68	Carr (20)	Four w/ 6	Carr/Garner (3)	Stevens (3)
11/20 vs. Cincinnati	L, 71-50	Garner (20)	Watkins (11)	Carr (4)	Watkins (2)
11/23 COLGATE	W, 72-59	Banks (20)	Watkins/Carr (7)	Garner (4)	Moore (2)
11/26 @ Geo. Wash.	W, 74-68	Watkins (20)	Watkins/Reaves (8)	Carr (5)	Watkins (4)
11/29 GA. TECH	W, 67-60	Garner (17)	Watkins (12)	Garner (4)	Watkins (5)
12/3 WRIGHT ST.	W, 72-50	Garner (17)	Carr (12)	Carr (5)	Watkins (8)
12/7 GEO. MASON	L, 85-66	Banks (21)	Stevens (8)	Samuel (5)	Stevens/Watkins (2)
12/10 vs. Pitt	L, 81-73	Watkins (17)	Watkins (15)	Stevens (4)	Watkins (2)
12/18 @ St. John's	W, 92-76	Garner (21)	Watkins (13)	Carr (6)	Watkins (3)
12/23 MORGAN ST.	W, 96-55	Stevens (20)	Carr (10)	Carr (8)	Watkins (3)
12/27 N'WESTERN	L, 87-77	Reaves (23)	Watkins (8)	Reaves (4)	Watkins (3)
1/1 @ Rutgers	W, 60-47	Banks (20)	Stevens/Watkins (8)	Carr/Garner (3)	Moore (2)
1/4 @ Michigan	L, 72-69	Stevens (16)	Stevens/Watkins (9)	Carr (3)	Reaves/Watkins (2)
1/7 vs. Michigan St.	W, 72-63	Stevens (18)	Watkins (9)	Reaves (6)	Reaves/Moore (2)
1/14 MINNESOTA	W, 52-50	Watkins (15)	Watkins (15)	Reaves (3)	Stevens (2)
1/18 INDIANA	L, 78-75	Carr (24)	Stevens (6)	Reaves (3)	Five w/ 1
1/21 @ Purdue	L, 77-52	Reaves (12)	Carr (6)	Carr (4)	Watkins (3)
1/24 @ Wisconsin	L, 82-55	Carr/Banks (12)	Reaves/Stevens (6)	Carr (4)	Watkins (2)
1/28 ILLINOIS	W, 71-67	Garner (18)	Watkins (9)	Three w/ 3	Reaves (3)
2/1 @ Indiana	L, 110-102 (3ot)	Stevens (26)	Watkins (11)	Carr (14)	Watkins (2)
2/4 RUTGERS	L, 70-68	Garner (24)	Watkins (8)	Carr (4)	Carr (2)
2/7 MARYLAND	W, 70-64	Stevens (25)	Watkins (9)	Carr (3)	Watkins (4)
2/11 at Illinois	W, 83-70	Banks (24)	Watkins (9)	Carr (3)	Watkins (2)
2/14 at Nebraska	L, 82-66	Carr (15)	Stevens/Carr (7)	Three w/ 2	Watkins (2)
2/21 PURDUE	L, 74-70 (ot)	Carr (21)	Watkins (13)	Carr (7)	Watkins (3)
2/25 at Minnesota	L, 81-71	Carr (20)	Garner (8)	Carr (7)	Watkins (3)
2/28 OHIO STATE	L, 71-70	Carr (21)	Watkins (7)	Carr (4)	Watkins (3)
3/5 at Iowa	L, 90-79	Reaves (25)	Watkins (12)	Carr (7)	Watkins/Stevens (2)

## PENN STATE'S RECORD WHEN

At home	9-7
On road	4-7
Neutral	1-3
vs. Top 25 teams	2-4
Leading at the half	12-3
Trailing at the half	2-14
Tied at halftime	--
Lead w/ 5:00 to play	13-1
Trail w/ 5:00 to play	1-16
Tied w/ 5:00 to play	--
FG% over 40%	11-10
FG% less than 40%	3-7
Opp. FG% over 40%	6-16
Opp. FG% less than 40%	8-1
PSU outshoots opp.	10-3
Opp. outshoots PSU	4-14
Teams same FG%	--
PSU outrebounds opp.	8-2
Opp. outrebounds PSU	6-15
Rebounds are equal	--
PSU has more turnovers	0-3
Opp. has more turnovers	11-11
Turnovers are equal	3-3
Game decided by 1-5 points	2-5
Game decided by 6-10 points	6-6
Game decided by 11-15 points	3-1
Game decided by 16+ points	3-5
PSU scores less than 60 points	1-2
PSU scores 60-69 points	2-6
PSU scores 70-79 points	6-7
PSU scores 80-89 points	3-1
PSU scores 90+ points	2-0
PSU scores 100+ points	0-1
Opp. scores less than 60 points	5-0
Opp. scores 60-69 points	5-0
Opp. scores 70-79 points	4-8
Opp. scores 80-89 points	0-7
Opp. scores 90-99 points	0-1
Opp. scores 100+ points	0-1
In overtime(s)	0-2
1 PSU player scores 10+	0-1
2 PSU players score 10+	3-3
3 PSU players score 10+	4-5
4 PSU players score 10+	6-5
5 PSU players score 10+	1-2
6 PSU players score 10+	1-0
Wears white	7-6
Wears gray	2-2
Wears blue	5-8
Wears pink and black	1-0
In November	5-3
In December	3-3
In January	4-4
In February	2-6
In March	0-1
On Sunday	3-2
On Monday	--
On Tuesday	3-5
On Wednesday	2-4
On Thursday	--
On Friday	0-1
On Saturday	6-5

## POINT DIFFERENTIAL

MARGIN	W	L
1	0	1
2	1	1
3	0	2
4	1	1
6	2	1
7	1	0
8	1	2
9	2	0
10	0	3
11	0	1
13	3	0
16	1	1
19	0	1
21	0	1
22	1	0
25	0	1
27	0	1
41	1	0

## BENCH POINTS

TEAM	PSU	OPP
11/11 ALBANY	18	30
11/13 DUQUESNE	8	27
11/15 GRAND CANYON	18	16
11/19 vs. Duke	19	5
11/20 vs. Cincinnati	5	17
11/23 COLGATE	24	32
11/26 @ Geo. Wash.	11	26
11/29 GA. TECH	20	16
12/3 WRIGHT ST.	17	10
12/7 GEO. MASON	8	13
12/10 vs. Pitt	15	9
12/18 @ St. John's	21	18
12/23 MORGAN ST.	39	12
12/27 N'WESTERN	12	24
1/1 @ Rutgers	7	19
1/4 @ Michigan	27	13
1/7 vs. Michigan St.	22	25
1/14 MINNESOTA	27	13
1/18 INDIANA	14	18
1/21 @ Purdue	18	22
1/24 @ Wisconsin	21	16
1/28 ILLINOIS	29	17
2/1 @ Indiana	27	13
2/4 RUTGERS	16	3
2/7 MARYLAND	13	19
2/11 at Illinois	26	27
2/14 at Nebraska	17	32
2/21 PURDUE	24	4
2/25 at Minnesota	17	19
2/28 OHIO STATE	5	29
3/5 at Iowa	42	14

PSU Bench Advantage: 7-5

Opp. Bench Advantage: 7-12



# IN THE BIG/NCAA

thru 3/5 games

## TEAM STATS

STATISTIC	NAT'L RANK	B1G RANK	VALUE
3-pt Field Goal Attempts (347 ranked)	181	8	646
Assist Turnover Ratio (347 ranked)	149	10	1.07
Assists Per Game (347 ranked)	143	8	14.0
Blocked Shots Per Game (347 ranked)	11	2	5.5
Defensive Rebounds per Game (347 ranked)	173	10	25.29
Fewest Fouls (347 ranked)	148	9	567
Fewest Turnovers (347 ranked)	180	9	405
Field-Goal Percentage (347 ranked)	299	13	41.7
Field-Goal Percentage Defense (347 ranked)	152	10	43.2
Free Throw Attempts (347 ranked)	215	7	609
Free Throws Made (347 ranked)	171	6	451
Free-Throw Percentage (347 ranked)	53	4	74.1
Offensive Rebounds Per Game (347 ranked)	208	10	10.03
Personal Fouls Per Game (347 ranked)	127	8	18.3
Rebound Margin (347 ranked)	289	14	-3.3
Scoring Defense (347 ranked)	191	11	72.7
Scoring Margin (347 ranked)	211	12	-0.5
Scoring Offense (347 ranked)	203	10	72.3
Steals Per Game (347 ranked)	70	2	7.1
Three Pt FG Defense (347 ranked)	241	11	36.1
Three-Point Field Goals Per Game (347 ranked)	206	10	7.1
Three-Point Field-Goal Percentage (347 ranked)	232	11	33.9
Total 3-point FGM (347 ranked)	194	10	219
Total Assists (347 ranked)	133	8	433
Total Blocks (347 ranked)	8	2	169
Total Rebounds (347 ranked)	185	12	1,095
Total Rebounds Per Game (347 ranked)	200	12	35.32
Total Steals (347 ranked)	77	2	219
Turnover Margin (345 ranked)	58	3	2.0
Turnovers Forced (347 ranked)	44	1	15.03
Turnovers Per Game (347 ranked)	167	8	13.1
Won-Lost Percentage (347 ranked)	225	12	45.2

## INDIVIDUAL STATS

STATISTIC	PLAYER	NAT'L RANK	B1G RANK	VALUE
3-pt Field Goal Attempts (247 ranked)	Shep Garner Payton Banks	54 118	1 5	219 195
Assist Turnover Ratio (250 ranked)	Tony Carr	233	13	1.60
Assists Per Game (250 ranked)	Tony Carr	130	7	4.2
Blocked Shots Per Game (235 ranked)	Mike Watkins	16	2	2.58
Defensive Rebounds per Game (247 ranked)	Mike Watkins	101	6	5.61
Double Doubles (236 ranked)	Mike Watkins	114	6	7
Field-Goal Percentage (250 ranked)				
Free Throw Attempts (249 ranked)	Lamar Stevens	249	11	140
Free Throws Made (246 ranked)	Tony Carr Lamar Stevens	226 226	11 11	107 107
Free-Throw Percentage (250 ranked)				
Minutes Per Game (250 ranked)				
Offensive Rebounds Per Game (247 ranked)	Mike Watkins	141	9	2.48
Points Per Game (250 ranked)				
Rebounds Per Game (250 ranked)	Mike Watkins	101	6	8.1
Steals Per Game (245 ranked)	Josh Reaves	15	1	2.19
Three-Point Field Goals Per Game (247 ranked)	Shep Garner Payton Banks	107 125	4 6	2.45 2.40
Three-Point Field-Goal Percentage (95 ranked)				
Total 3-point FGM (227 ranked)	Shep Garner Payton Banks	87 137	3 7	76 72
Total Assists (243 ranked)	Tony Carr	123	7	130
Total Blocks (242 ranked)	Mike Watkins	12	2	80
Total Field Goal Attempts (250 ranked)				
Total Field Goals Made (247 ranked)				
Total Minutes (244 ranked)	Tony Carr	244	8	1010:00
Total Points (250 ranked)				
Total Rebounds (249 ranked)	Mike Watkins	89	5	251
Total Steals (248 ranked)	Josh Reaves Shep Garner	49 232	2 8	57 41
Triple Doubles (3 ranked)				

# HIGHS & LOWS

## PENN STATE TOTALS

### HIGHS

POINTS	102	at Indiana - 3ot (2/1/17)
	96	MORGAN STATE (12/21/16)
FGs MADE	37	at Indiana - 3ot (2/1/17)
	34	MORGAN STATE (12/21/16)
FG ATTEMPTS	80	at Indiana - 3ot (2/1/17)
	73	MORGAN STATE (12/21/16)
FG %	56.9 (29-51)	at Illinois (2/11/17)
3FGs MADE	13	vs. St. John's (12/18/16)
3 FG ATTEMPTS	32	at Indiana - 3ot (2/1/17)
	28	GEORGE MASON (12/7/16)
3 FG %	56.5 (13-23)	vs. St. John's (12/18/16)
FTs MADE	26	MARYLAND (2/7/17)
FT ATTEMPTS	38	MARYLAND (2/7/17)
FT %	91.7 (11-12)	vs. Cincinnati (11/20/16)
	90.0 (18-20)	at Illinois (2/11/17)
REBOUNDS	49	MORGAN STATE (12/21/16)
ASSISTS	24	at Indiana - 3ot (2/1/17)
	23	at Iowa (3/5/17)
	23	MORGAN STATE (12/21/16)
	23	vs. St. John's (12/18/16)
STEALS	12	PURDUE (2/21/17)
BLOCKS	10	WRIGHT STATE (12/3/16)
	10	DUQUESNE (11/13/16)
TURNOVERS	21	vs. St. John's (12/18/16)
FOULS	28	at Indiana - 3ot (2/1/17)
	23	MARYLAND (2/7/17)
	23	vs. Duke (11/19/16)
	23	ALBANY (11/11/16)

### LOWS

POINTS	50	vs. Cincinnati (11/20/16)
FGs MADE	17	MINNESOTA (1/14/17)
	17	vs. Cincinnati (11/20/16)
FG ATTEMPTS	49	MARYLAND (2/7/17)
	49	at Wisconsin (1/24/17)
	49	vs. Cincinnati (11/20/16)
FG %	30.4 (17-56)	MINNESOTA (1/14/17)
3 FGs MADE	2	PURDUE (2/21/17)
	2	MARYLAND (2/7/17)
	2	MINNESOTA (1/14/17)
3 FG ATTEMPTS	13	at George Washington (11/26/16)
3 FG %	11.1 (2-18)	PURDUE (2/21/17)
	11.1 (2-18)	MARYLAND (2/21/17)
FTs MADE	4	at Purdue (1/21/17)
FT ATTEMPTS	6	at Purdue (1/21/17)
FT %	54.5 (6-11)	vs. Duke (11/19/16)
REBOUNDS	26	vs. Cincinnati (11/20/16)
	26	ALBANY (11/11/16)
ASSISTS	8	MARYLAND (2/7/17)
	8	MINNESOTA (1/14/17)
	8	vs. Cincinnati (11/20/16)
STEALS	2	at Michigan (1/4/17)
BLOCKS	2	at Illinois (2/11/17)
	2	vs. Cincinnati (11/20/16)
TURNOVERS	5	at Minnesota (2/25/17)
FOULS	11	MINNESOTA (1/14/17)
	11	GEORGIA TECH (11/29/16)

### PLAYER HIGHS

Points	26	Stevens, Lamar at Indiana - 3ot (2/1/17)
	25	Reaves, Josh at Iowa (3/5/17)
	25	Stevens, Lamar vs. Maryland (2/7/17)
	25	Garner, Shep vs Albany (11/11/16)
FGs Made	10	Reaves, Josh at Iowa (3/5/17)
FG Att.	19	Carr, Tony vs Duke (11/19/16)
	19	Garner, Shep vs Albany (11/11/16)
FG % (min 5)	100.00 (8-8)	Watkins, Mike at Iowa (3/5/17)
3 FG Made	6	Garner, Shep vs. Rutgers (2/4/17)
	6	Garner, Shep vs St. John's (12/18/16)
3 FG Att.	11	Garner, Shep at Indiana - 3ot (2/1/17)
	10	Garner, Shep at Iowa (3/5/17)
3 FG% (min 3)	66.7 (6-9)	Garner, Shep vs. Rutgers (2/4/17)
	66.7 (6-9)	Garner, Shep vs St. John's (12/18/16)
FTs Made	12	Stevens, Lamar vs Duquesne (11/13/16)
FT Att.	13	Carr, Tony vs Rutgers (2/4/17)
	13	Stevens, Lamar vs Duquesne (11/13/16)
FT % (min 5)	1.000 (6-6)	Carr, Tony at Illinois (2/11/17)
	1.000 (6-6)	Watkins, Mike vs. Maryland (2/7/17)
	1.000 (6-6)	Stevens, Lamar vs. Pitt (12/10/16)
	1.000 (6-6)	Watkins, Mike vs. Wright State (12/3/16)
	1.000 (6-6)	Garner, Shep vs Albany (11/11/16)
	1.000 (5-5)	Stevens, Lamar vs Grand Canyon (11/15/16)
Rebounds	15	Watkins, Mike vs. Minnesota (1/14/17)
	15	Watkins, Mike vs. Pitt (12/10/16)
Assists	14	Carr, Tony at Indiana - 3ot (2/1/17)
	8	Carr, Tony vs Morgan State (12/21/16)
Steals	5	Reaves, Josh vs Minnesota (1/14/17)
	5	Reaves, Josh vs St. John's (12/18/16)
Blocked Shots	8	Watkins, Mike vs. Wright State (12/3/16)
Minutes	50	Garner, Shep at Indiana - 3ot (2/1/17)
	38	Garner, Shep vs Minnesota (1/14/17)
	38	Garner, Shep vs Albany (11/11/16)

## OPPONENT TOTALS

### HIGHS

POINTS	110	at Indiana - 3ot (2/1/17)
	90	at Iowa (3/5/17)
FGs MADE	41	at Indiana - 3ot (2/1/17)
	32	GEORGE MASON (12/7/16)
FG ATTEMPTS	78	at Indiana - 3ot (2/1/17)
	67	vs St. John's (12/18/16)
	67	GRAND CANYON (11/15/16)
FG %	56.6 (30-53)	at Purdue (1/21/17)
3 FG MADE	12	at Iowa (3/5/17)
3 FG ATTEMPTS	26	NORTHWESTERN (12/27/16)
3 FG %	57.1 (12-21)	at Iowa (3/5/17)
FTs MADE	22	at Indiana - 3ot (2/1/17)
	20	NORTHWESTERN (12/27/16)
	20	ALBANY (11/11/16)
FT ATTEMPTS	32	at Indiana - 3ot (2/1/17)
	26	NORTHWESTERN (12/27/16)
FT %	82.4 (14-17)	MORGAN STATE (12/21/16)
REBOUNDS	56	at Indiana - 3ot (2/1/17)
	49	at Minnesota (2/25/17)
ASSISTS	24	at Iowa (3/5/17)
STEALS	12	vs St. John's (12/18/16)
BLOCKS	15	at Minnesota (2/25/17)
TURNOVERS	23	at Indiana - 3ot (2/1/17)
	21	vs St. John's (12/18/16)
FOULS	27	NORTHWESTERN (12/27/16)

### LOWS

POINTS	47	at Rutgers (1/11/17)
FGs MADE	16	WRIGHT STATE (12/3/16)
FG ATTEMPTS	50	at Illinois (2/11/17)
FG %	24.2 (16-66)	WRIGHT STATE (12/3/16)
3 FGs MADE	2	MINNESOTA (1/14/17)
3 FG ATTEMPTS	7	MINNESOTA (1/14/17)
3 FG %	15.0 (3-20)	at Rutgers (1/11/17)
FTs MADE	5	ILLINOIS (1/28/17)
	5	GEORGIA TECH (11/29/16)
	5	vs Cincinnati (11/20/16)
FT ATTEMPTS	7	GEORGIA TECH (11/29/16)
FT %	73.7 (14-19)	DUQUESNE (11/13/16)
REBOUNDS	20	at Illinois (2/11/17)
ASSISTS	6	at Rutgers (1/11/17)
STEALS	3	vs. Duke (11/19/16)
BLOCKED SHOTS	0	at Illinois (2/11/17)
TURNOVERS	12	NORTHWESTERN (12/27/16)
	12	vs. Pitt (12/10/16)
FOULS	14	at Michigan (1/4/17)

### PLAYER HIGHS

Points	31	Bryant, Thomas at Indiana - 3ot (2/1/17)
	31	Lindsey, Scottie vs Northwestern (12/27/16)
FGs Made	13	Bryant, Thomas at Indiana - 3ot (2/1/17)
	10	Rayman, Will vs Colgate (11/23/16)
FG Att.	21	Okogie, Josh vs. Georgia Tech (11/29/16)
FG % (min 5)	83.3 (5-6)	Scott, Tre vs Cincinnati (11/20/16)
	83.3 (5-6)	Lewis, Darius vs Duquesne (11/13/16)
3FG Made	5	Lindsey, Scottie vs Northwestern (12/27/16)
	5	Rayman, Will vs Colgate (11/23/16)
	5	Braun, Joshua vs Grand Canyon (11/15/16)
3FG Att.	10	Williams, Mike at Rutgers (1/1/17)
	10	Thomas, Kyle vs Morgan State (12/21/16)
	10	Braun, Joshua vs Grand Canyon (11/15/16)
3FG % (min 2)	1.000 (2-2)	Mike, Isiaha vs Duquesne (11/13/16)
	1.000 (2-2)	Grayson, Marquese vs Albany (11/11/16)
FTs Made	11	Young, Michael vs. Pitt (12/10/16)
FT Att.	14	Young, Michael vs. Pitt (12/10/16)
FT % (min 5)	1.000 (7-7)	Alstork, Mark vs. Wright State (12/3/16)
	1.000 (6-6)	Cavanaugh, Tyler vs GW (11/26/16)
Rebounds	16	Murphy, Jordan at Minnesota (2/25/17)
Assists	8	Mason, Nate at Minnesota (2/25/17)
	8	McIntosh, Bryant vs Northwestern (12/27/16)
Steals	4	Ponds, Shamorie vs St. John's (12/18/16)
Blocked Shots	11	Lynch, Reggie at Minnesota (2/25/17)
Turnovers	8	Johnson, Robert at Indiana - 3ot (2/1/17)
	8	Artis, Jamel vs. Pitt (12/10/16)
Fouls	5	Morgan, Juwan at Indiana - 3ot (2/1/17)
	5	Bryant, Thomas at Indiana - 3ot (2/1/17)
	5	Ellis III, Alvin vs Michigan State (1/7/17)
	5	Law, Vic vs Northwestern (12/27/16)
	5	Owens, Tariq vs St. John's (12/18/16)
	5	Johnson, Cameron vs. Pitt (12/10/16)
	5	Lammers, Ben vs Georgia Tech (11/19/16)
	5	Rowley, Mike vs Albany (11/11/16)

# 0 TEAM CAPTAIN PAYTON BANKS



**JUNIOR | FORWARD**  
**6-6 | 223**  
**ORANGE, CALIF.**  
**LUTHERAN HS**

Major: Integrative Arts

## SEASON/CAREER HIGHS

### POINTS

S ..... 24, at Illinois (2/11/17)  
C ..... 24, 2x, last at Illinois (2/11/17)

### REBOUNDS

S ..... 4, 7x, last at Minnesota (2/25/17)  
C ..... 8, 3x, last at Maryland (12/30/15)

### ASSISTS

S ..... 3, 4x, last vs. Morgan State (12/21/16)  
C ..... 3, 8x, last vs. Morgan State (12/21/16)

### BLOCKS

S ..... 2, vs. Duquesne, (11/13/16)  
C ..... 1, 2x, last at Northwestern (2/21/15)

### STEALS

S ..... 2, 3x, last at Indiana (2/1/17-3ot)  
C ..... 3, 4x, last vs. Nebraska (2/25/16)

### MINUTES

S ..... 46, at Indiana (2/1/17-3ot)  
C ..... 46, at Indiana (2/1/17-3ot)

### FIELD GOALS - MADE

S ..... 8, at Illinois (2/11/17)  
C ..... 8, 2x, last at Illinois (2/11/17)

### FIELD GOALS - ATTEMPTED

S ..... 12, 2x, last at Illinois (2/11/17)  
C ..... 16, at Drexel (12/19/15)

### 3-POINT FIELD GOALS - MADE

S ..... 5, 3x, last at Rutgers (1/1/17)  
C ..... 5, 3x, last at Rutgers (1/1/17)

### 3-POINT FIELD GOALS - ATTEMPTED

S ..... 12, vs. George Mason (12/7/16)  
C ..... 12, vs. George Mason (12/7/16)

### FREE THROWS - MADE

S ..... 5, at Illinois (2/11/17)  
C ..... 6, vs. Minnesota (1/5/16)

### FREE THROWS - ATTEMPTED

S ..... 5, 2x, last at Illinois (2/11/17)  
C ..... 7, 2x, last vs. Minnesota (1/5/16)

## GAME-BY-GAME

Opponent	Date	gs	min	Total		3-Pointers		Free throws		Rebounds				Other			pts	avg			
				fg-fga	pct	3fg-fga	pct	ft-fa	pct	off	def	tot	avg	pf	a	t/o			blk	stl	
ALBANY	11/11/16		22	5-11	.455	4-8	.500	0-0	.000	0	3	3	3.0	3	1	2	0	0	14	14.0	
DUQUESNE	11/13/16	*	33	3-10	.300	3-9	.333	0-0	.000	1	3	4	3.5	2	1	1	2	0	9	11.5	
GRAND CANYON	11/15/16	*	18	5-7	.714	3-5	.600	2-2	1.000	0	4	4	3.7	4	1	1	0	1	15	12.7	
vs Duke	11/19/16	*	32	4-11	.364	3-8	.375	2-3	.667	0	2	2	3.3	1	2	1	0	0	13	12.8	
vs Cincinnati	11/20/16	*	27	1-7	.143	0-5	.000	0-0	.000	0	0	0	2.6	3	1	0	0	0	2	10.6	
COLGATE	11/23/16	*	28	6-12	.500	4-9	.444	4-5	.800	0	2	2	2.5	0	0	0	0	2	20	12.2	
at George Washington	11/26/16	*	18	1-4	.250	1-3	.333	0-0	.000	0	0	0	1.9	4	2	2	1	0	3	10.9	
GEORGIA TECH	11/29/16	*	22	2-6	.333	0-3	.000	0-0	.000	0	1	1	2.0	1	3	1	0	0	4	10.0	
WRIGHT STATE	12/03/16	*	24	5-10	.500	3-6	.500	2-4	.500	1	2	3	2.1	1	0	1	0	2	15	10.6	
GEORGE MASON	12/07/16	*	29	7-17	.412	5-12	.417	2-2	1.000	0	0	0	1.9	1	0	1	0	0	21	11.6	
vs Pittsburgh	12/10/16		25	4-8	.500	3-6	.500	2-2	1.000	2	2	4	2.1	3	3	2	0	0	13	11.7	
at St. John's	12/18/16		30	6-13	.462	5-9	.556	0-0	.000	0	3	3	2.2	3	3	2	0	0	17	12.2	
MORGAN STATE	12/21/16		23	4-11	.364	3-8	.375	0-0	.000	0	4	4	2.3	2	3	1	1	1	11	12.1	
NORTHWESTERN	12/27/16		21	1-3	.333	0-1	.000	4-4	1.000	0	1	1	2.2	4	0	1	0	0	6	11.6	
at Rutgers	01/01/17	*	31	6-15	.400	5-10	.500	3-4	.750	0	2	2	2.2	2	0	3	0	1	20	12.2	
at Michigan	01/04/17	*	32	3-12	.250	2-7	.286	2-2	1.000	0	4	4	2.3	1	1	0	1	0	10	12.1	
vs Michigan State	01/07/17		27	3-6	.500	2-5	.400	3-4	.750	0	3	3	2.4	1	1	0	1	1	11	12.0	
MINNESOTA	01/14/17		29	3-8	.375	2-7	.286	2-3	.667	1	3	4	2.4	0	1	0	0	1	10	11.9	
INDIANA	01/18/17		26	3-12	.250	2-8	.250	2-2	1.000	0	2	2	2.4	4	1	1	0	1	10	11.8	
at Purdue	01/21/17		24	3-9	.333	2-6	.333	1-2	.500	0	1	1	2.4	5	0	2	0	1	9	11.7	
at Wisconsin	01/24/17		20	4-12	.333	4-9	.444	0-0	.000	0	0	0	2.2	2	1	1	0	0	12	11.7	
ILLINOIS	01/28/17		27	5-8	.625	4-5	.800	3-3	1.000	1	0	1	2.2	1	1	0	1	0	17	11.9	
at Indiana	02/01/17		46	4-13	.308	2-8	.250	2-2	1.000	0	1	1	2.1	3	1	1	0	2	12	11.9	
RUTGERS	02/04/17		19	1-5	.200	1-3	.333	0-0	.000	1	1	2	2.1	2	1	0	0	1	3	11.5	
MARYLAND	02/07/17		18	0-4	.000	0-4	.000	0-0	.000	0	0	0	2.0	1	1	1	0	0	0	11.1	
at Illinois	02/11/17		30	8-12	.667	3-6	.500	5-5	1.000	0	1	1	2.0	2	0	0	0	0	24	11.6	
at Nebraska	02/14/17		30	2-10	.200	1-8	.125	2-3	.667	1	0	1	2.0	3	0	0	0	0	7	11.4	
PURDUE	02/21/17		26	0-6	.000	0-5	.000	0-0	.000	0	1	1	1.9	0	0	1	0	0	0	11.0	
at Minnesota	02/25/17		22	4-11	.364	3-5	.600	0-0	.000	1	3	4	2.0	1	1	0	0	0	11	11.0	
OHIO STATE	02/28/17	dnp	-	-	-	-	-	-	-	-	-	-	-	-	-	-	-	-	-	-	
at Iowa	03/05/17		27	2-9	.222	2-7	.286	1-2	.500	1	2	3	2.0	3	0	4	0	0	7	10.9	
Totals			11	786	105-282	.372	72-195	.369	44-54	.815	10	51	61	2.0	63	30	30	7	14	326	10.9

Games played: 30  
Minutes/game: 26.2  
Points/game: 10.9  
FG Pct: 37.2  
3FG Pct: 36.9  
FT Pct: 81.5

Rebounds/game: 2.0  
Assists/game: 1.0  
Turnovers/game: 1.0  
Assist/turnover ratio: 1.0  
Steals/game: 0.5  
Blocks/game: 0.2

## PAYTON BANKS

## CAREER

Season	gp-gs	min/avg	Total		3-Point		F-Throws		Rebounds				Other			Scoring				
			fg-fga	pct	fg-fga	pct	ft-fa	pct	off	def	tot	avg	pf	fo	ast	to	blk	stl	pts	avg
2014-15	29-0	252/8.7	15-53	.283	11-39	.282	8-16	.500	6	32	38	1.3	24	0	2	12	2	7	49	1.7
2015-16	32-31	921/28.8	108-283	.382	40-123	.325	45-61	.738	36	102	138	4.3	73	2	37	45	3	26	301	9.4
2016-17	30-11	786/26.2	105-282	.372	72-195	.369	44-54	.815	10	51	61	2.0	63	1	30	30	7	14	326	10.9
TOTAL	91-42	1959/21.5	228-618	.369	123-357	.345	97-131	.740	52	185	237	2.6	160	3	69	87	12	47	676	7.4

## BIG TEN

Season	gp-gs	min/avg	Total		3-Point		F-Throws		Rebounds				Other			Scoring				
			fg-fga	pct	fg-fga	pct	ft-fa	pct	off	def	tot	avg	pf	fo	ast	to	blk	stl	pts	avg
2014-15	17-0	185/10.9	11-39	.282	8-28	.286	2-6	.333	4	23	27	1.6	17	0	1	10	1	4	32	1.9
2015-16	18-17	515/28.6	50-147	.340	26-72	.361	18-24	.750	18	49	67	3.7	40	2	20	23	2	16	144	8.0
2016-17	17-2	455/26.8	52-155	.335	35-104	.337	30-36	.833	6	25	31	1.8	35	1	10	15	3	8	169	9.9
TOTAL	52-19	1155/22.2	113-341	.331	69-204	.338	50-66	.758	28	97	125	2.4	92	3	31	48	6	28	345	6.6

# 4 NAZEER BOSTICK



**FRESHMAN | GUARD**  
**6-4 | 187**  
**PHILADELPHIA, PA.**  
**ROMAN CATHOLIC HS**  
**Major: Undecided**

POINTS		STEALS		3-POINT FIELD GOALS - MADE	
S	7, vs. Grand Canyon (11/15/16)	S	1, 4x, last at Wisconsin (1/24/17)	S	-
REBOUNDS		MINUTES		3-POINT FIELD GOALS - ATTEMPTED	
S	3, vs. Cincinnati (11/20/16)	S	19, vs. Cincinnati (11/20/16)	S	1, 4x, last vs. Pitt (12/10/16)
ASSISTS		FIELD GOALS - MADE		FREE THROWS - MADE	
S	2, vs. Cincinnati (11/20/16)	S	3, vs. Grand Canyon (11/15/16)	S	2, 2x, last at Nebraska (2/14/17)
BLOCKS		FIELD GOALS - ATTEMPTED		FREE THROWS - ATTEMPTED	
S	1, 3x, last vs. Maryland (2/7/17)	S	5, 2x, last vs. Cincinnati (11/20/16)	S	2, 2x, last at Nebraska (2/14/17)

## GAME-BY-GAME

Opponent	Date	gs	min	Total		3-Pointers		Free throws		Rebounds				pf	a	t/o	blk	stl	pts	avg
				fg-fga	pct	3fg-fga	pct	ft-fa	pct	off	def	tot	avg							
ALBANY	11/11/16	dnp	-	-	-	-	-	-	-	-	-	-	-	-	-	-	-	-	-	-
DUQUESNE	11/13/16	dnp	-	-	-	-	-	-	-	-	-	-	-	-	-	-	-	-	-	-
GRAND CANYON	11/15/16	17	3-5	.600	0-1	.000	1-1	1.000	0	2	2	2.0	3	1	0	0	1	7	7.0	
vs Duke	11/19/16	4	0-0	.000	0-0	.000	0-0	.000	0	0	0	1.0	0	0	0	0	1	0	3.5	
vs Cincinnati	11/20/16	19	1-5	.200	0-1	.000	0-0	.000	0	3	3	1.7	3	2	3	0	0	2	3.0	
COLGATE	11/23/16	dnp	-	-	-	-	-	-	-	-	-	-	-	-	-	-	-	-	-	
at George Washington	11/26/16	dnp	-	-	-	-	-	-	-	-	-	-	-	-	-	-	-	-	-	
GEORGIA TECH	11/29/16	dnp	-	-	-	-	-	-	-	-	-	-	-	-	-	-	-	-	-	
WRIGHT STATE	12/03/16	6	0-2	.000	0-1	.000	0-0	.000	0	1	1	1.5	1	1	1	0	0	0	2.3	
GEORGE MASON	12/07/16	1	0-0	.000	0-0	.000	0-0	.000	0	0	0	1.2	0	0	0	0	0	0	1.8	
vs Pittsburgh	12/10/16	6	1-3	.333	0-1	.000	0-0	.000	0	0	0	1.0	1	0	0	1	0	2	1.8	
at St. John's	12/18/16	dnp	-	-	-	-	-	-	-	-	-	-	-	-	-	-	-	-	-	
MORGAN STATE	12/21/16	7	1-3	.333	0-1	.000	2-2	1.000	0	1	1	1.0	3	0	0	0	0	4	2.1	
NORTHWESTERN	12/27/16	dnp	-	-	-	-	-	-	-	-	-	-	-	-	-	-	-	-	-	
at Rutgers	01/01/17	dnp	-	-	-	-	-	-	-	-	-	-	-	-	-	-	-	-	-	
at Michigan	01/04/17	1	0-0	.000	0-0	.000	0-0	.000	0	0	0	0.9	0	0	0	0	0	0	1.9	
vs Michigan State	01/07/17	dnp	-	-	-	-	-	-	-	-	-	-	-	-	-	-	-	-	-	
MINNESOTA	01/14/17	5	0-0	.000	0-0	.000	0-0	.000	0	1	1	0.9	0	1	1	0	0	0	1.7	
INDIANA	01/18/17	7	0-1	.000	0-0	.000	0-0	.000	1	1	2	1.0	0	0	1	1	0	0	1.5	
at Purdue	01/21/17	4	0-1	.000	0-0	.000	0-0	.000	0	0	0	0.9	0	0	0	0	1	0	1.4	
at Wisconsin	01/24/17	3	0-1	.000	0-0	.000	0-0	.000	0	0	0	0.8	0	0	1	0	1	0	1.3	
ILLINOIS	01/28/17	2	0-0	.000	0-0	.000	0-0	.000	0	0	0	0.8	0	0	0	0	0	0	1.2	
at Indiana	02/01/17	0	0-1	.000	0-1	.000	0-0	.000	0	0	0	0.7	1	0	0	0	0	0	1.1	
RUTGERS	02/04/17	5	0-0	.000	0-0	.000	0-0	.000	0	0	0	0.7	0	0	1	0	0	0	1.0	
MARYLAND	02/07/17	12	2-2	1.000	0-0	.000	0-0	.000	1	1	2	0.8	0	1	1	1	0	4	1.2	
at Illinois	02/11/17	11	1-3	.333	0-1	.000	0-0	.000	0	1	1	0.8	1	0	1	0	1	2	1.2	
at Nebraska	02/14/17	10	0-2	.000	0-2	.000	2-2	1.000	0	0	0	0.7	0	0	1	1	2	2	1.3	
PURDUE	02/21/17	dnp	-	-	-	-	-	-	-	-	-	-	-	-	-	-	-	-	-	
at Minnesota	02/25/17	dnp	-	-	-	-	-	-	-	-	-	-	-	-	-	-	-	-	-	
OHIO STATE	02/28/17	dnp	-	-	-	-	-	-	-	-	-	-	-	-	-	-	-	-	-	
at Iowa	03/05/17	dnp	-	-	-	-	-	-	-	-	-	-	-	-	-	-	-	-	-	
Totals		0	120	9-29	.310	0-9	.000	5-5	1.000	2	11	13	0.7	13	6	11	4	7	23	1.3

Games played: 18  
 Minutes/game: 6.7  
 Points/game: 1.3  
 FG Pct: 31.0  
 3FG Pct: 0.0  
 FT Pct: 100.0

Rebounds/game: 0.7  
 Assists/game: 0.3  
 Turnovers/game: 0.6  
 Assist/turnover ratio: 0.5  
 Steals/game: 0.4  
 Blocks/game: 0.2

*has missed last four games with broken hand*

## NAZEER BOSTICK

## CAREER

Season	gp-gs	min/avg	Total		3-Point		F-Throws		Rebounds				Scoring							
			fg-fga	pct	fg-fga	pct	ft-fa	pct	off	def	tot	avg	pf	fo	ast	to	blk	stl	pts	avg
2016-17	18-0	120/6.7	9-29	.310	0-9	.000	5-5	1.000	2	11	13	0.7	13	0	6	11	4	7	23	1.3
TOTAL	18-0	120/6.7	9-29	.310	0-9	.000	5-5	1.000	2	11	13	0.7	13	0	6	11	4	7	23	1.3

## BIG TEN

Season	gp-gs	min/avg	Total		3-Point		F-Throws		Rebounds				Scoring							
			fg-fga	pct	fg-fga	pct	ft-fa	pct	off	def	tot	avg	pf	fo	ast	to	blk	stl	pts	avg
2016-17	11-0	60/5.5	3-11	.273	0-4	.000	2-2	1.000	2	4	6	0.5	2	0	2	7	3	5	8	0.7
TOTAL	11-0	60/5.5	3-11	.273	0-4	.000	2-2	1.000	2	4	6	0.5	2	0	2	7	3	5	8	0.7



# 10 TONY CARR



FRESHMAN | GUARD

6-3 | 198

PHILADELPHIA, PA.

ROMAN CATHOLIC HS

Major: Recreation, Park & Tourism Management

## SEASON/CAREER HIGHS

### POINTS

S ..... 24, vs. Indiana (1/18/17)

### REBOUNDS

S ..... 12, vs. Wright State (12/3/16)

### ASSISTS

S ..... 14, at Indiana (2/1/17-3ot)

### BLOCKS

S ..... 2, vs. Purdue (2/21/17)

### STEALS

S ..... 2, 8x, last at Minnesota (2/25/17)

### MINUTES

S ..... 42, at Indiana (2/1/17-3ot)

### FIELD GOALS - MADE

S ..... 9, vs. Purdue (2/21/17)

### FIELD GOALS - ATTEMPTED

S ..... 19, vs. Duke (11/19/16)

### 3-POINT FIELD GOALS - MADE

S ..... 2, 12x, vs. Ohio State (2/28/17)

### 3-POINT FIELD GOALS - ATTEMPTED

S ..... 7, at Indiana (2/1/17-3ot)

### FREE THROWS - MADE

S ..... 11, vs. Rutgers (2/4/17)

### FREE THROWS - ATTEMPTED

S ..... 13, vs. Rutgers (2/4/17)

## DOUBLE-DOUBLES

12/21/16 11 points/10 rebounds vs. Morgan St.

2/1/17 23 points / 14 assists at Indiana

## GAME-BY-GAME

Opponent	Date	gs	min	Total		3-Pointers		Free throws		Rebounds				pf	a	t/o	blk	stl	pts	avg	
				fg-fga	pct	3fg-fga	pct	ft-fa	pct	off	def	tot	avg								
ALBANY	11/11/16	*	33	5-15	.333	2-6	.333	2-2	1.000	0	1	1	1.0	0	4	2	0	1	14	14.0	
DUQUESNE	11/13/16	*	35	7-12	.583	2-3	.667	4-4	1.000	1	6	7	4.0	3	4	2	1	0	20	17.0	
GRAND CANYON	11/15/16	*	36	3-9	.333	2-3	.667	2-2	1.000	0	3	3	3.7	2	6	2	1	2	10	14.7	
vs Duke	11/19/16	*	36	8-19	.421	2-6	.333	2-2	1.000	1	5	6	4.3	2	3	3	0	0	20	16.0	
vs Cincinnati	11/20/16	*	33	3-9	.333	0-2	.000	4-4	1.000	1	1	2	3.8	4	4	1	0	1	10	14.8	
COLGATE	11/23/16	*	28	4-9	.444	2-2	1.000	4-5	.800	1	6	7	4.3	1	2	3	0	1	14	14.7	
at George Washington	11/26/16	*	35	3-8	.375	1-1	1.000	5-6	.833	0	6	6	4.6	2	5	2	0	2	12	14.3	
GEORGIA TECH	11/29/16	*	30	1-9	.111	0-1	.000	2-2	1.000	1	2	3	4.4	1	3	2	0	2	4	13.0	
WRIGHT STATE	12/03/16	*	27	1-5	.200	0-3	.000	1-2	.500	1	11	12	5.2	3	5	4	0	1	3	11.9	
GEORGE MASON	12/07/16	*	15	1-5	.200	1-3	.333	0-0	.000	1	1	2	4.9	4	1	3	0	0	3	11.0	
vs Pittsburgh	12/10/16	*	31	4-14	.286	0-4	.000	5-6	.833	1	3	4	4.8	3	2	2	0	1	13	11.2	
at St. John's	12/18/16	*	36	4-10	.400	2-3	.667	3-4	.750	1	3	4	4.8	0	6	4	0	0	13	11.3	
MORGAN STATE	12/21/16	*	34	3-9	.333	1-4	.250	4-4	1.000	0	10	10	5.2	2	8	3	0	2	11	11.3	
NORTHWESTERN	12/27/16	*	35	5-13	.385	1-4	.250	4-5	.800	0	7	7	5.3	4	3	3	0	0	15	11.6	
at Rutgers	01/01/17	*	30	4-10	.400	2-4	.500	5-7	.714	1	6	7	5.4	2	3	1	0	0	15	11.8	
at Michigan	01/04/17	*	33	2-9	.222	0-3	.000	1-3	.333	0	5	5	5.4	2	3	3	0	0	5	11.4	
vs Michigan State	01/07/17	*	33	5-10	.500	2-5	.400	2-4	.500	1	5	6	5.4	2	3	2	0	0	14	11.5	
MINNESOTA	01/14/17	*	21	0-6	.000	0-1	.000	2-2	1.000	0	1	1	5.2	2	1	6	0	0	2	11.0	
INDIANA	01/18/17	*	36	6-13	.462	2-2	1.000	10-11	.909	1	3	4	5.1	4	2	2	1	0	24	11.7	
at Purdue	01/21/17	*	30	2-11	.182	0-2	.000	2-2	1.000	1	5	6	5.2	1	4	2	0	0	6	11.4	
at Wisconsin	01/24/17	*	32	4-7	.571	2-2	1.000	2-4	.500	1	1	2	5.0	2	4	3	1	2	12	11.4	
ILLINOIS	01/28/17	*	32	6-11	.545	1-2	.500	0-2	.000	0	1	1	4.8	2	3	1	1	0	13	11.5	
at Indiana	02/01/17	*	42	7-17	.412	2-7	.286	7-10	.700	0	5	5	4.8	5	14	4	0	0	23	12.0	
RUTGERS	02/04/17	*	35	3-11	.273	0-2	.000	11-13	.846	1	0	1	4.7	3	4	3	0	2	17	12.2	
MARYLAND	02/07/17	*	33	5-12	.417	0-3	.000	4-8	.500	2	5	7	4.8	4	3	0	0	1	14	12.3	
at Illinois	02/11/17	*	37	6-11	.545	1-3	.333	6-6	1.000	0	0	0	4.6	1	3	6	0	0	19	12.5	
at Nebraska	02/14/17	*	32	7-11	.636	1-2	.500	0-0	.000	0	7	7	4.7	2	2	1	0	0	15	12.6	
PURDUE	02/21/17	*	37	9-17	.529	0-0	.000	3-5	.600	1	4	5	4.7	2	7	4	2	2	21	12.9	
at Minnesota	02/25/17	*	34	7-15	.467	1-3	.333	5-6	.833	0	3	3	4.6	2	7	1	1	2	20	13.2	
OHIO STATE	02/28/17	*	38	8-16	.500	2-6	.333	3-4	.750	0	5	5	4.6	1	4	4	0	0	21	13.4	
at Iowa	03/05/17	*	31	2-13	.154	0-3	.000	2-4	.500	2	3	5	4.6	2	7	2	1	0	6	13.2	
Totals			31	1010	135-346	.390	32-95	.337	107-139	.770	20	124	144	4.6	70	130	81	9	22	409	13.2

Games played: 31  
Minutes/game: 32.6  
Points/game: 13.2  
FG Pct: 39.0  
3FG Pct: 33.7  
FT Pct: 77.0

Rebounds/game: 4.6  
Assists/game: 4.2  
Turnovers/game: 2.6  
Assist/turnover ratio: 1.6  
Steals/game: 0.7  
Blocks/game: 0.3

## TONY CARR

## CAREER

Season	gp-gs	min/avg	Total		3-Point		F-Throws		Rebounds				Scoring							
			fg-fga	pct	fg-fga	pct	ft-fa	pct	off	def	tot	avg	pf	fo	ast	to	blk	stl	pts	avg
2016-17	31-31	1010/32.6	135-346	.390	32-95	.337	107-139	.770	20	124	144	4.6	70	1	130	81	9	22	409	13.2
TOTAL	31-31	1010/32.6	135-346	.390	32-95	.337	107-139	.770	20	124	144	4.6	70	1	130	81	9	22	409	13.2

## BIG TEN

Season	gp-gs	min/avg	Total		3-Point		F-Throws		Rebounds				Scoring							
			fg-fga	pct	fg-fga	pct	ft-fa	pct	off	def	tot	avg	pf	fo	ast	to	blk	stl	pts	avg
2016-17	18-18	601/33.4	88-213	.413	17-54	.315	69-96	.719	11	66	77	4.3	43	1	77	48	7	9	262	14.6
TOTAL	18-18	601/33.4	88-213	.413	17-54	.315	69-96	.719	11	66	77	4.3	43	1	77	48	7	9	262	14.6

# 33

TEAM CAPTAIN

**SHEP**

**GARNER**



JUNIOR | GUARD

6-2 | 187

CHESTER, PA.

ROMAN CATHOLIC HS

Major: English

## SEASON/CAREER HIGHS

### POINTS

S ..... 25, vs. Albany (11/11/16)  
C ..... 30, at Boston College (12/2/15)

### REBOUNDS

S ..... 8, at Minnesota (2/25/17)  
C ..... 8, at Minnesota (2/25/17)

### ASSISTS

S ..... 5, vs. Duquesne, (11/13/16)  
C ..... 8, vs. Radford (11/24/15)

### BLOCKS

S ..... 1, vs. Georgia Tech (11/29/16)  
C ..... 1, 10x, last vs. Georgia Tech (11/29/16)

### STEALS

S ..... 4, 2x, last at Minnesota (2/25/17)  
C ..... 4, 3x, last at Minnesota (2/25/17)

### MINUTES

S ..... 50, at Indiana (2/1/17-3ot)  
C ..... 50, at Indiana (2/1/17-3ot)

### FIELD GOALS - MADE

S ..... 9, vs. Rutgers (2/4/17)  
C ..... 10, at Boston College (12/2/15)

### FIELD GOALS - ATTEMPTED

S ..... 19, vs. Albany (11/11/16)  
C ..... 20, vs. Colorado (12/22/15)

### 3-POINT FIELD GOALS - MADE

S ..... 6, 2x, last vs. Rutgers (2/4/17)  
C ..... 8, at Boston College (12/2/15)

### 3-POINT FIELD GOALS - ATTEMPTED

S ..... 11, 2x, last at Indiana (2/1/17-3ot)  
C ..... 12, 2x, last vs. Michigan (1/30/16)

### FREE THROWS - MADE

S ..... 6, vs. Albany (11/11/16)  
C ..... 8, 2x, last vs. Colorado (12/22/15)

### FREE THROWS - ATTEMPTED

S ..... 6, vs. Albany (11/11/16)  
C ..... 9, 2x, last vs. Illinois (3/6/16)

## GAME-BY-GAME

Opponent	Date	gs	min	Total		3-Pointers		Free throws		Rebounds			pf	a	t/o	blk	stl	pts	avg		
				fg-fga	pct	3fg-fga	pct	ft-fa	pct	off	def	tot								avg	
ALBANY	11/11/16	*	38	8-19	.421	3-8	.375	6-6	1.000	0	3	3	3.0	4	4	1	0	0	25	25.0	
DUQUESNE	11/13/16	*	33	2-7	.286	2-5	.400	0-0	.000	0	2	2	2.5	3	5	3	0	0	6	15.5	
GRAND CANYON	11/15/16	*	36	5-13	.385	3-8	.375	1-2	.500	0	5	5	3.3	0	3	2	0	2	14	15.0	
vs Duke	11/19/16	*	35	7-14	.500	1-5	.200	0-0	.000	2	1	3	3.3	3	3	2	0	0	15	15.0	
vs Cincinnati	11/20/16	*	35	7-16	.438	4-11	.364	2-2	1.000	0	3	3	3.2	3	1	3	0	2	20	16.0	
COLGATE	11/23/16	*	35	3-9	.333	3-7	.429	1-2	.500	1	3	4	3.3	1	4	1	0	0	10	15.0	
at George Washington	11/26/16	*	36	2-8	.250	2-5	.400	4-4	1.000	1	0	1	3.0	0	2	3	0	1	10	14.3	
GEORGIA TECH	11/29/16	*	31	6-14	.429	3-8	.375	2-2	1.000	0	2	2	2.9	1	4	2	1	2	17	14.6	
WRIGHT STATE	12/03/16	*	29	7-12	.583	3-7	.429	0-0	.000	0	2	2	2.8	2	3	3	0	2	17	14.9	
GEORGE MASON	12/07/16	*	34	4-14	.286	2-9	.222	3-4	.750	0	3	3	2.8	3	3	1	0	2	13	14.7	
vs Pittsburgh	12/10/16	*	32	3-10	.300	3-9	.333	3-4	.750	0	2	2	2.7	4	2	2	0	2	12	14.5	
at St. John's	12/18/16	*	23	7-12	.583	6-9	.667	1-1	1.000	1	3	4	2.8	5	3	5	0	4	21	15.0	
MORGAN STATE	12/21/16	*	33	3-9	.333	2-6	.333	2-2	1.000	0	2	2	2.8	1	3	0	0	2	10	14.6	
NORTHWESTERN	12/27/16	*	35	2-9	.222	0-3	.000	4-8	.500	1	3	4	2.9	0	1	1	0	1	8	14.1	
at Rutgers	01/01/17		24	0-6	.000	0-6	.000	0-0	.000	0	2	2	2.8	0	3	2	0	2	0	13.2	
at Michigan	01/04/17		32	4-6	.667	4-6	.667	0-0	.000	0	1	1	2.7	1	2	3	0	1	12	13.1	
vs Michigan State	01/07/17	*	31	2-8	.250	1-6	.167	3-4	.750	0	1	1	2.6	1	4	1	0	0	8	12.8	
MINNESOTA	01/14/17	*	38	2-7	.286	0-3	.000	2-2	1.000	0	0	0	2.4	1	1	2	0	2	6	12.4	
INDIANA	01/18/17	*	33	5-10	.500	4-7	.571	1-2	.500	1	2	3	2.5	0	2	2	0	2	15	12.6	
at Purdue	01/21/17	*	32	3-9	.333	0-5	.000	0-0	.000	0	3	3	2.5	1	3	0	0	0	6	12.3	
at Wisconsin	01/24/17	*	27	3-7	.429	3-5	.600	0-0	.000	0	1	1	2.4	2	2	4	0	0	9	12.1	
ILLINOIS	01/28/17	*	32	5-11	.455	4-9	.444	4-4	1.000	0	3	3	2.5	2	1	2	0	1	18	12.4	
at Indiana	02/01/17	*	50	5-15	.333	4-11	.364	2-5	.400	0	3	3	2.5	3	3	2	0	1	16	12.5	
RUTGERS	02/04/17	*	37	9-13	.692	6-9	.667	0-0	.000	0	2	2	2.5	3	3	0	0	1	24	13.0	
MARYLAND	02/07/17	*	32	1-9	.111	1-7	.143	0-2	.000	0	4	4	2.5	2	1	1	0	0	3	12.6	
at Illinois	02/11/17	*	25	1-2	.500	1-2	.500	0-0	.000	0	4	4	2.6	3	2	4	0	2	3	12.2	
at Nebraska	02/14/17	*	30	3-11	.273	0-4	.000	2-2	1.000	0	0	0	2.5	2	0	0	0	2	8	12.1	
PURDUE	02/21/17	*	36	4-11	.364	2-8	.250	0-0	.000	0	2	2	2.5	3	0	3	1	0	10	12.0	
at Minnesota	02/25/17	*	34	4-17	.235	2-7	.286	0-0	.000	3	5	8	2.7	2	4	0	1	4	10	11.9	
OHIO STATE	02/28/17	*	35	7-18	.389	5-14	.357	1-1	1.000	0	4	4	2.7	1	2	1	0	2	20	12.2	
at Iowa	03/05/17	*	23	3-12	.250	2-10	.200	0-0	.000	2	1	3	2.7	2	3	0	0	1	8	12.1	
Totals			29	1006	127-338	.376	76-219	.347	44-59	.746	12	72	84	2.7	59	77	56	3	41	374	12.1

Games played: 31  
Minutes/game: 32.5  
Points/game: 12.1  
FG Pct: 37.6  
3FG Pct: 34.7  
FT Pct: 74.6

Rebounds/game: 2.7  
Assists/game: 2.5  
Turnovers/game: 1.8  
Assist/turnover ratio: 1.4  
Steals/game: 1.3  
Blocks/game: 0.1

**SHEP GARNER**

## CAREER

Season	gp-gs	min/avg	Total		3-Point		F-Throws		Rebounds				Scoring							
			fg-fga	pct	fg-fga	pct	ft-fa	pct	off	def	tot	avg	pf	fo	ast	to	blk	stl	pts	avg
2014-15	34-33	979/28.8	104-286	.364	59-175	.337	46-58	.793	17	75	92	2.7	69	2	77	48	2	33	313	9.2
2015-16	32-32	1127/35.2	149-390	.382	75-205	.366	101-129	.783	9	94	103	3.2	59	1	109	65	7	42	474	14.8
2016-17	31-29	1006/32.5	127-338	.376	76-219	.347	44-59	.746	12	72	84	2.7	59	1	77	56	3	41	374	12.1
TOTAL	97-94	3112/32.1	380-1014	.375	210-599	.351	191-246	.776	38	241	279	2.9	187	4	263	169	12	116	1161	12.0

## BIG TEN

Season	gp-gs	min/avg	Total		3-Point		F-Throws		Rebounds				Scoring							
			fg-fga	pct	fg-fga	pct	ft-fa	pct	off	def	tot	avg	pf	fo	ast	to	blk	stl	pts	avg
2014-15	18-17	540/30.0	54-165	.327	28-97	.289	21-29	.724	11	44	55	3.1	45	2	43	25	0	19	157	8.7
2015-16	18-18	637/35.4	80-222	.360	41-123	.333	57-73	.781	6	57	63	3.5	34	1	69	41	5	21	258	14.3
2016-17	18-16	586/32.6	63-181	.348	39-122	.320	19-30	.633	7	41	48	2.7	29	0	37	28	2	22	184	10.2
TOTAL	54-51	1763/32.6	197-568	.347	108-342	.316	97-132	.735	24	142	166	3.1	108	3	149	94	7	62	599	11.1

## SEASON/CAREER *HIGHS*

### POINTS

S ..... 10, vs. Morgan State (12/21/16)  
 C ..... 16, vs. Radford (11/24/15)

### REBOUNDS

S ..... 9, vs. Grand Canyon (11/15/16)  
 C ..... 10, vs. Wisconsin (1/21/16)

### ASSISTS

S ..... 2, vs. Wright State (12/3/16)  
 C ..... 2, 2x, last vs. Wright State (12/3/16)

### BLOCKS

S ..... 2, 5x, last vs. Purdue (2/21/17)  
 C ..... 4, vs. Kent State (12/23/15)

### STEALS

S ..... 1, 5x, last at Indiana (2/1/17-3ot)  
 C ..... 1, 18x, last at Indiana (2/1/17-3ot)

### MINUTES

S ..... 25, 2x, last at Indiana (2/1/17-3ot)  
 C ..... 34, vs. Wisconsin (1/21/16)

### FIELD GOALS - MADE

S ..... 4, at Indiana (2/1/17-3ot)  
 C ..... 7, vs. Radford (11/24/15)

### FIELD GOALS - ATTEMPTED

S ..... 6, vs. Michigan State (1/7/17)  
 C ..... 11, vs. Radford (11/24/15)

### 3-POINT FIELD GOALS - MADE

S ..... 1, vs. Wisconsin (2/18/15)  
 C ..... 1, vs. Wisconsin (2/18/15)

### 3-POINT FIELD GOALS - ATTEMPTED

S ..... 1, 3x, last vs. Radford (11/24/15)  
 C ..... 1, 3x, last vs. Radford (11/24/15)

### FREE THROWS - MADE

S ..... 5, vs. Maryland (2/7/17)  
 C ..... 6, vs. Canisius (12/10/15)

### FREE THROWS - ATTEMPTED

S ..... 6, vs. Maryland (2/7/17)  
 C ..... 7, vs. Michigan State (1/20/16)

## GAME-BY-GAME

Opponent	Date	gs	min	Total		3-Pointers		Free throws		Rebounds				pf	a	t/o	blk	stl	pts	avg
				fg-fga	pct	3fg-fga	pct	ft-fa	pct	off	def	tot	avg							
ALBANY	11/11/16	15	15	0-2	.000	0-0	.000	3-4	.750	0	0	0	0.0	2	0	1	1	0	3	3.0
DUQUESNE	11/13/16	7	7	1-1	1.000	0-0	.000	0-2	.000	0	1	1	0.5	4	0	1	0	0	2	2.5
GRAND CANYON	11/15/16	20	20	3-5	.600	0-0	.000	0-0	.000	4	5	9	3.3	1	1	2	2	0	6	3.7
vs Duke	11/19/16	24	24	1-2	.500	0-0	.000	0-3	.000	2	4	6	4.0	2	1	2	0	0	2	3.3
vs Cincinnati	11/20/16	11	11	0-2	.000	0-0	.000	0-0	.000	0	2	2	3.6	0	0	2	0	0	0	2.6
COLGATE	11/23/16	18	18	0-2	.000	0-0	.000	0-0	.000	3	2	5	3.8	0	1	2	2	0	0	2.2
at George Washington	11/26/16	8	8	2-5	.400	0-0	.000	0-0	.000	2	2	4	3.9	3	0	0	0	0	4	2.4
GEORGIA TECH	11/29/16	14	14	2-3	.667	0-0	.000	1-1	1.000	1	1	2	3.6	1	0	0	0	0	5	2.8
WRIGHT STATE	12/03/16	18	18	0-1	.000	0-0	.000	0-0	.000	0	3	3	3.6	3	2	3	1	1	0	2.4
GEORGE MASON	12/07/16	17	17	0-4	.000	0-0	.000	0-0	.000	2	1	3	3.5	2	0	2	1	0	0	2.2
vs Pittsburgh	12/10/16	7	7	0-1	.000	0-0	.000	0-0	.000	0	0	0	3.2	1	0	1	0	0	0	2.0
at St. John's	12/18/16	3	3	0-2	.000	0-0	.000	0-0	.000	0	1	1	3.0	0	0	0	0	1	0	1.8
MORGAN STATE	12/21/16	18	18	3-5	.600	0-0	.000	4-4	1.000	1	6	7	3.3	0	0	0	2	1	10	2.5
NORTHWESTERN	12/27/16	9	9	1-1	1.000	0-0	.000	0-0	.000	1	0	1	3.1	2	0	1	0	0	2	2.4
at Rutgers	01/01/17	* 21	21	3-4	.750	0-0	.000	0-1	.000	0	3	3	3.1	1	0	1	2	0	6	2.7
at Michigan	01/04/17	* 17	17	0-0	.000	0-0	.000	0-0	.000	0	2	2	3.1	3	1	0	1	0	0	2.5
vs Michigan State	01/07/17	* 14	14	2-6	.333	0-0	.000	0-0	.000	2	2	4	3.1	4	0	1	2	0	4	2.6
MINNESOTA	01/14/17	* 16	16	2-3	.667	0-0	.000	0-0	.000	2	1	3	3.1	0	0	2	1	0	4	2.7
INDIANA	01/18/17	* 25	25	3-3	1.000	0-0	.000	2-2	1.000	4	0	4	3.2	2	1	0	1	0	8	2.9
at Purdue	01/21/17	18	18	0-1	.000	0-0	.000	0-0	.000	3	1	4	3.2	4	0	1	0	0	0	2.8
at Wisconsin	01/24/17	* 13	13	0-0	.000	0-0	.000	0-0	.000	1	0	1	3.1	4	0	0	1	0	0	2.7
ILLINOIS	01/28/17	* 17	17	0-0	.000	0-0	.000	0-0	.000	0	5	5	3.2	1	1	0	1	1	0	2.5
at Indiana	02/01/17	* 25	25	4-5	.800	0-0	.000	0-0	.000	1	1	2	3.1	5	1	0	1	1	8	2.8
RUTGERS	02/04/17	* 17	17	0-4	.000	0-0	.000	0-0	.000	0	0	0	3.0	2	1	1	1	0	0	2.7
MARYLAND	02/07/17	18	18	2-2	1.000	0-0	.000	5-6	.833	0	3	3	3.0	4	0	1	0	1	9	2.9
at Nebraska	02/14/17	13	13	2-4	.500	0-0	.000	0-0	.000	3	0	3	3.0	1	0	1	1	0	4	3.0
PURDUE	02/21/17	18	18	1-2	.500	0-0	.000	2-2	1.000	3	3	6	3.1	2	0	0	2	1	4	3.0
at Minnesota	02/25/17	20	20	2-3	.667	0-0	.000	2-2	1.000	1	4	5	3.2	3	1	1	0	0	6	3.1
OHIO STATE	02/28/17	14	14	0-0	.000	0-0	.000	0-0	.000	0	1	1	3.1	2	0	0	1	0	0	3.0
at Iowa	03/05/17	11	11	1-2	.500	0-0	.000	0-0	.000	0	3	3	3.1	0	0	0	0	1	2	3.0
Totals		9	466	35-75	.467	0-0	.000	19-27	.704	36	57	93	3.1	59	11	26	24	8	89	3.0

Games played: 30  
 Minutes/game: 15.5  
 Points/game: 3.0  
 FG Pct: 46.7  
 FT Pct: 70.4

Rebounds/game: 3.1  
 Assists/game: 0.4  
 Turnovers/game: 0.9  
 Assist/turnover ratio: 0.4  
 Steals/game: 0.3  
 Blocks/game: 0.8

# 44 JULIAN MOORE



**JUNIOR | FORWARD**  
**6-10 | 235**  
**PHILADELPHIA, PA.**  
**GERMANTOWN ACADEMY**  
**Major: Information Systems Technology**

## CAREER

Season	gp-gs	min/avg	Total		3-Point		F-Throws		Rebounds				Scoring							
			fg-fga	pct	fg-fga	pct	ft-fa	pct	off	def	tot	avg	pf	fo	ast	to	blk	stl	pts	avg
2013-14	7-0	68/9.7	2-6	.333	0-0	.000	4-4	1.000	1	10	11	1.6	12	1	1	0	3	2	8	1.1
2014-15	33-1	250/7.6	21-40	.525	1-1	1.000	7-18	.389	18	36	54	1.6	34	0	1	17	12	3	50	1.5
2015-16	31-12	480/15.5	41-92	.446	0-2	.000	37-55	.673	30	72	102	3.3	53	0	7	19	17	8	119	3.8
2016-17	30-9	466/15.5	35-75	.467	0-0	.000	19-27	.704	36	57	93	3.1	59	1	11	26	24	8	89	3.0
TOTAL	101-22	1264/12.5	99-213	.465	1-3	.333	67-104	.644	85	175	260	2.6	158	2	20	62	56	21	266	2.6

## BIG TEN

Season	gp-gs	min/avg	Total		3-Point		F-Throws		Rebounds				Scoring							
			fg-fga	pct	fg-fga	pct	ft-fa	pct	off	def	tot	avg	pf	fo	ast	to	blk	stl	pts	avg
2014-15	17-1	157/9.2	15-29	.517	1-1	1.000	5-12	.417	14	21	35	2.1	22	0	0	12	6	2	36	2.1
2015-16	17-7	264/15.5	14-37	.378	0-0	.000	21-31	.677	8	41	49	2.9	30	0	2	13	8	5	49	2.9
2016-17	17-9	286/16.8	23-40	.575	0-0	.000	11-13	.846	21	29	50	2.9	40	1	6	10	15	5	57	3.4
TOTAL	51-17	707/13.9	52-106	.491	1-1	1.000	37-56	.661	43	91	134	2.6	92	1	8	35	29	12	142	2.8

# 23 JOSH REAVES



**SOPHOMORE | GUARD**  
**6-4 | 210**  
**FAIRFAX, VA.**  
**OAK HILL ACADEMY (VA.)**

Major: Criminology

## SEASON/CAREER HIGHS

### POINTS

S ..... 25, at Iowa (3/5/17)  
 C ..... 25, at Iowa (3/5/17)

### REBOUNDS

S ..... 8, at George Washington (11/26/16)  
 C ..... 10, vs. Canisius (12/10/15)

### ASSISTS

S ..... 6, 2x, last vs. Michigan State (1/7/17)  
 C ..... 7, vs. Canisius (12/10/15)

### BLOCKS

S ..... 3, vs. Illinois (1/28/17)  
 C ..... 3, 4x, last vs. Illinois (1/28/17)

### STEALS

S ..... 5, 3x, last vs. Purdue (2/21/17)  
 C ..... 5, 3x, last vs. Purdue (2/21/17)

### MINUTES

S ..... 37, vs. Northwestern (12/27/16)  
 C ..... 37, 2x, last vs. Northwestern (12/27/16)

### FIELD GOALS - MADE

S ..... 10, at Iowa (3/5/17)  
 C ..... 10, at Iowa (3/5/17)

### FIELD GOALS - ATTEMPTED

S ..... 16, vs. Northwestern (12/27/16)  
 C ..... 16, vs. Northwestern (12/27/16)

### 3-POINT FIELD GOALS - MADE

S ..... 4, at Purdue (1/21/17)  
 C ..... 4, at Purdue (1/21/17)

### 3-POINT FIELD GOALS - ATTEMPTED

S ..... 6, 2x, last at Purdue (1/21/17)  
 C ..... 6, 2x, last at Purdue (1/21/17)

### FREE THROWS - MADE

S ..... 5, 2x, last vs. Northwestern (12/27/16)  
 C ..... 5, 2x, last vs. Northwestern (12/27/16)

### FREE THROWS - ATTEMPTED

S ..... 7, vs. Northwestern (12/27/16)  
 C ..... 7, vs. Northwestern (12/27/16)

## GAME-BY-GAME

missed first five games with left knee injury

Opponent	Date	gs	min	Total		3-Pointers		Free throws		Rebounds			pf	a	t/o	blk	stl	pts	avg	
				fg-fga	pct	3fg-fga	pct	ft-fa	pct	off	def	tot								avg
ALBANY	11/11/16	dn	-	-	-	-	-	-	-	-	-	-	-	-	-	-	-	-	-	
DUQUESNE	11/13/16	dn	-	-	-	-	-	-	-	-	-	-	-	-	-	-	-	-	-	
GRAND CANYON	11/15/16	dn	-	-	-	-	-	-	-	-	-	-	-	-	-	-	-	-	-	
vs Duke	11/19/16	dn	-	-	-	-	-	-	-	-	-	-	-	-	-	-	-	-	-	
vs Cincinnati	11/20/16	dn	-	-	-	-	-	-	-	-	-	-	-	-	-	-	-	-	-	
COLGATE	11/23/16	17	2-7	.286	0-2	.000	1-1	1.000	4	0	4	4.0	2	1	2	0	1	5	5.0	
at George Washington	11/26/16	23	1-4	.250	0-0	.000	0-1	.000	1	7	8	6.0	3	2	0	0	2	2	3.5	
GEORGIA TECH	11/29/16	25	4-7	.571	1-3	.333	0-0	.000	1	4	5	5.7	3	1	2	1	4	9	5.3	
WRIGHT STATE	12/03/16	25	3-6	.500	1-1	1.000	5-6	.833	2	2	4	5.3	1	1	2	0	2	12	7.0	
GEORGE MASON	12/07/16	24	1-5	.200	0-2	.000	0-0	.000	1	2	3	4.8	2	1	1	1	0	2	6.0	
vs Pittsburgh	12/10/16	* 28	4-8	.500	0-2	.000	0-0	.000	2	4	6	5.0	4	3	2	0	3	8	6.3	
at St. John's	12/18/16	* 36	6-9	.667	0-2	.000	1-1	1.000	1	5	6	5.1	3	5	3	0	5	13	7.3	
MORGAN STATE	12/21/16	* 21	3-6	.500	0-0	.000	0-0	.000	1	3	4	5.0	3	6	1	1	4	6	7.1	
NORTHWESTERN	12/27/16	* 37	7-16	.438	3-6	.500	5-7	.714	2	2	4	4.9	3	4	2	2	3	22	8.8	
at Rutgers	01/01/17	* 30	2-7	.286	0-2	.000	0-0	.000	1	3	4	4.8	4	2	4	0	1	4	8.3	
at Michigan	01/04/17	* 22	3-5	.600	2-3	.667	3-4	.750	1	1	2	4.5	4	0	0	2	0	11	8.5	
vs Michigan State	01/07/17	* 30	3-5	.600	0-2	.000	0-0	.000	1	3	4	4.5	1	6	2	2	2	6	8.3	
MINNESOTA	01/14/17	* 31	2-11	.182	0-2	.000	5-8	.625	2	6	8	4.8	3	3	2	1	5	9	8.4	
INDIANA	01/18/17	* 29	2-8	.250	0-2	.000	2-6	.333	1	3	4	4.7	4	3	3	1	4	6	8.2	
at Purdue	01/21/17	* 26	4-11	.364	4-6	.667	0-0	.000	2	1	3	4.6	0	1	2	0	2	12	8.5	
at Wisconsin	01/24/17	* 26	3-6	.500	0-2	.000	0-0	.000	3	3	6	4.7	4	0	5	0	1	6	8.3	
ILLINOIS	01/28/17	* 30	3-6	.500	0-2	.000	2-2	1.000	2	1	3	4.6	2	3	5	3	2	8	8.3	
at Indiana	02/01/17	* 23	1-3	.333	0-1	.000	0-1	.000	1	2	3	4.5	5	2	1	1	1	2	7.9	
RUTGERS	02/04/17	* 21	2-4	.500	1-2	.500	0-0	.000	0	2	2	4.4	3	1	2	1	1	5	7.8	
MARYLAND	02/07/17	* 27	1-3	.333	0-1	.000	3-4	.750	2	1	3	4.3	1	1	2	1	0	5	7.7	
at Illinois	02/11/17	* 27	3-5	.600	1-2	.500	0-0	.000	1	5	6	4.4	5	1	1	0	3	7	7.6	
at Nebraska	02/14/17	* 22	2-3	.667	1-2	.500	0-0	.000	0	1	1	4.2	2	2	1	0	2	5	7.5	
PURDUE	02/21/17	* 35	3-6	.500	0-0	.000	0-0	.000	1	2	3	4.2	4	1	2	1	5	6	7.4	
at Minnesota	02/25/17	* 28	2-5	.400	1-3	.333	0-0	.000	1	2	3	4.1	3	1	0	0	0	5	7.3	
OHIO STATE	02/28/17	* 25	1-3	.333	1-3	.333	0-0	.000	1	2	3	4.1	5	3	2	1	2	3	7.2	
at Iowa	03/05/17	* 28	10-12	.833	3-4	.750	2-2	1.000	2	3	5	4.1	4	5	1	1	2	25	7.8	
Totals		21	696	78-171	.456	19-57	.333	29-43	.674	37	70	107	4.1	78	59	50	20	57	204	7.8

Games played: 26  
 Minutes/game: 26.8  
 Points/game: 7.8  
 FG Pct: 45.6  
 3FG Pct: 33.3  
 FT Pct: 67.4

Rebounds/game: 4.1  
 Assists/game: 2.3  
 Turnovers/game: 1.9  
 Assist/turnover ratio: 1.2  
 Steals/game: 2.2  
 Blocks/game: 0.8

## JOSH REAVES

## CAREER

Season	gp-gs	min/avg	Total		3-Point		F-Throws		Rebounds				Scoring							
			fg-fga	pct	fg-fga	pct	ft-fa	pct	off	def	tot	avg	pf	fo	ast	to	blk	stl	pts	avg
2015-16	26-20	620/23.8	66-176	.375	3-39	.077	31-41	.756	34	62	96	3.7	68	2	50	36	23	36	166	6.4
2016-17	26-21	696/26.8	78-171	.456	19-57	.333	29-43	.674	37	70	107	4.1	78	3	59	50	20	57	204	7.8
TOTAL	52-41	1316/25.3	144-347	.415	22-96	.229	60-84	.714	71	132	203	3.9	146	5	109	86	43	93	370	7.1

## BIG TEN

Season	gp-gs	min/avg	Total		3-Point		F-Throws		Rebounds				Scoring							
			fg-fga	pct	fg-fga	pct	ft-fa	pct	off	def	tot	avg	pf	fo	ast	to	blk	stl	pts	avg
2015-16	12-9	254/21.2	26-65	.400	0-11	.000	18-24	.750	15	25	40	3.3	34	1	24	18	9	16	70	5.8
2016-17	18-18	497/27.6	54-119	.454	17-45	.378	22-34	.647	24	43	67	3.7	57	3	39	37	17	36	147	8.2
TOTAL	30-27	751/25.0	80-184	.435	17-56	.304	40-58	.690	39	68	107	3.6	91	4	63	55	26	52	217	7.2



# 5

TEAM CAPTAIN

## TERRENCE SAMUEL



**JUNIOR | GUARD**  
**6-3 | 208**  
**BROOKLYN, N.Y.**  
**VICTORY COLLEGIATE HS**  
**UConn**  
**Major: Sociology**

### SEASON/CAREER HIGHS

<b>POINTS</b>	<b>STEALS</b>	<b>3-POINT FIELD GOALS - MADE</b>
S ..... 16, vs. Colgate (11/23/16)	S ..... 3, vs. Duquesne, (11/13/16)	S ..... 2, vs. George Mason (12/7/16)
C ..... 16, vs. Colgate (11/23/16)	C ..... 3, 4x*, last vs. Duquesne, (11/13/16)	C ..... 2, vs. George Mason (12/7/16)
<b>REBOUNDS</b>	<b>MINUTES</b>	<b>3-POINT FIELD GOALS - ATTEMPTED</b>
S ..... 6, vs. Duke (11/19/16)	S ..... 26, vs. Grand Canyon (11/15/16)	S ..... 2, 2x, last vs. George Mason (12/7/16)
C ..... 7, 3x*	C ..... 35, 2x*	C ..... 2, 3x*, last vs. Colgate (11/23/16)
<b>ASSISTS</b>	<b>FIELD GOALS - MADE</b>	<b>FREE THROWS - MADE</b>
S ..... 7, vs. Grand Canyon (11/15/16)	S ..... 4, vs. Colgate (11/23/16)	S ..... 7, vs. Colgate (11/23/16)
C ..... 7, vs. Grand Canyon (11/15/16)	C ..... 4, 5x*, last vs. Colgate (11/23/16)	C ..... 7, 2x*, last vs. Colgate (11/23/16)
<b>BLOCKS</b>	<b>FIELD GOALS - ATTEMPTED</b>	<b>FREE THROWS - ATTEMPTED</b>
S ..... 1, vs. Duke (12/18/14)*	S ..... 7, vs. Colgate (11/23/16)	S ..... 8, vs. Colgate (11/23/16)
C ..... 1, vs. Duke (12/18/14)*	C ..... 10, vs. West Virginia (11/23/14)*	C ..... 8, 2x*, last vs. Colgate (11/23/16)

\* includes games played at UConn

### GAME-BY-GAME

Opponent	Date	gs	min	Total		3-Pointers		Free throws		Rebounds				pf	a	t/o	blk	stl	pts	avg	
				fg-fga	pct	3fg-fga	pct	ft-fa	pct	off	def	tot	avg								
ALBANY	11/11/16	*	22	2-5	.400	0-1	.000	0-0	.000	1	2	3	3.0	3	0	0	0	2	4	4.0	
DUQUESNE	11/13/16		20	2-6	.333	0-1	.000	0-0	.000	2	1	3	3.0	0	4	1	0	3	4	4.0	
GRAND CANYON	11/15/16		26	2-5	.400	0-0	.000	1-2	.500	0	1	1	2.3	3	7	2	0	2	5	4.3	
vs Duke	11/19/16		20	1-5	.200	0-1	.000	1-1	1.000	1	5	6	3.3	3	2	2	0	0	3	4.0	
vs Cincinnati	11/20/16		12	0-0	.000	0-0	.000	0-0	.000	0	0	0	2.6	0	0	2	0	0	0	3.2	
COLGATE	11/23/16		23	4-7	.571	1-2	.500	7-8	.875	1	4	5	3.0	3	3	0	0	0	16	5.3	
at George Washington	11/26/16		14	1-3	.333	0-1	.000	0-0	.000	0	2	2	2.9	0	1	0	0	0	2	4.9	
GEORGIA TECH	11/29/16		20	1-4	.250	0-0	.000	4-6	.667	0	2	2	2.8	1	0	0	1	1	6	5.0	
WRIGHT STATE	12/03/16		17	2-5	.400	0-1	.000	1-2	.500	0	0	0	2.4	3	1	0	0	1	5	5.0	
GEORGE MASON	12/07/16		24	2-3	.667	2-2	1.000	0-1	.000	0	3	3	2.5	1	5	1	0	1	6	5.1	
vs Pittsburgh	12/10/16		9	0-2	.000	0-0	.000	0-0	.000	0	1	1	2.4	0	0	1	0	0	0	4.6	
at St. John's	12/18/16		21	1-3	.333	0-0	.000	2-4	.500	0	2	2	2.3	2	0	1	0	0	4	4.6	
MORGAN STATE	12/21/16		16	3-5	.600	1-2	.500	2-2	1.000	0	2	2	2.3	2	2	0	0	0	9	4.9	
NORTHWESTERN	12/27/16		11	1-4	.250	0-1	.000	2-2	1.000	1	1	2	2.3	0	0	0	0	1	4	4.9	
at Rutgers	01/01/17		15	1-1	1.000	0-0	.000	0-0	.000	0	3	3	2.3	3	2	1	0	1	2	4.7	
at Michigan	01/04/17		21	2-3	.667	0-0	.000	2-2	1.000	0	4	4	2.4	0	4	2	0	1	6	4.8	
vs Michigan State	01/07/17		15	0-1	.000	0-1	.000	0-0	.000	0	3	3	2.5	1	1	2	0	0	0	4.5	
MINNESOTA	01/14/17		14	1-3	.333	0-1	.000	0-0	.000	0	1	1	2.4	0	0	0	0	0	2	4.3	
INDIANA	01/18/17		11	0-2	.000	0-1	.000	0-0	.000	3	2	5	2.5	0	2	1	0	1	0	4.1	
at Purdue	01/21/17		24	2-6	.333	1-1	1.000	1-2	.500	1	2	3	2.6	1	3	1	0	2	6	4.2	
at Wisconsin	01/24/17		22	3-3	1.000	0-0	.000	2-2	1.000	0	1	1	2.5	1	2	2	0	1	8	4.4	
ILLINOIS	01/28/17		16	1-2	.500	0-0	.000	0-0	.000	0	2	2	2.5	1	3	0	0	1	2	4.3	
at Indiana	02/01/17		18	1-2	.500	1-1	1.000	0-2	.000	0	1	1	2.4	0	1	1	0	0	3	4.2	
RUTGERS	02/04/17		20	0-3	.000	0-1	.000	2-2	1.000	1	3	4	2.5	0	1	3	0	0	2	4.1	
MARYLAND	02/07/17	dnp		-	-	-	-	-	-	-	-	-	-	-	-	-	-	-	-	-	
at Illinois	02/11/17	dnp		-	-	-	-	-	-	-	-	-	-	-	-	-	-	-	-	-	
at Nebraska	02/14/17		4	1-1	1.000	0-0	.000	2-2	1.000	0	2	2	2.4	0	0	0	0	0	4	4.1	
PURDUE	02/21/17	dnp		-	-	-	-	-	-	-	-	-	-	-	-	-	-	-	-	-	
at Minnesota	02/25/17	dnp		-	-	-	-	-	-	-	-	-	-	-	-	-	-	-	-	-	
OHIO STATE	02/28/17	dnp		-	-	-	-	-	-	-	-	-	-	-	-	-	-	-	-	-	
at Iowa	03/05/17		8	1-1	1.000	0-0	.000	0-0	.000	0	1	1	2.4	2	2	0	0	0	2	4.0	
<b>Totals</b>			<b>1</b>	<b>443</b>	<b>35-85</b>	<b>.412</b>	<b>6-18</b>	<b>.333</b>	<b>29-40</b>	<b>.725</b>	<b>11</b>	<b>51</b>	<b>62</b>	<b>2.4</b>	<b>30</b>	<b>44</b>	<b>23</b>	<b>1</b>	<b>18</b>	<b>105</b>	<b>4.0</b>

Games played: 26  
 Minutes/game: 17.0  
 Points/game: 4.0  
 FG Pct: 41.2  
 3FG Pct: 33.3  
 FT Pct: 72.5

Rebounds/game: 2.4  
 Assists/game: 1.7  
 Turnovers/game: 0.9  
 Assist/turnover ratio: 1.9  
 Steals/game: 0.7  
 Blocks/game: 0.0

### TERRENCE SAMUEL

### CAREER

Season	gp-gs	min/avg	Total		3-Point		F-Throws		Rebounds				pf	fo	ast	to	blk	stl	Scoring	
			fg-fga	pct	fg-fga	pct	ft-fa	pct	off	def	tot	avg							pts	avg
2013-14*	30-0	270/9.0	24-43	.558	0-1	.000	24-34	.706	3	24	27	0.9	14	0	24	18	0	12	72	2.4
2014-15*	26-7	556/21.4	35-88	.398	0-12	.000	30-39	.769	16	52	68	2.6	30	0	42	39	1	14	100	3.8
2016-17	26-1	443/17.0	35-85	.412	6-18	.333	29-40	.725	11	51	62	2.4	30	0	44	23	1	18	105	4.0
TOTAL	26-1	443/17.0	35-85	.412	6-18	.333	29-40	.725	11	51	62	2.4	30	0	44	23	1	18	105	4.0
All*	82-8	1269/15.5	94-216	.435	6-31	.194	83-113	.735	30	127	157	1.9	74	0	110	80	2	44	277	3.4

\* at UConn

### BIG TEN

Season	gp-gs	min/avg	Total		3-Point		F-Throws		Rebounds				pf	fo	ast	to	blk	stl	Scoring	
			fg-fga	pct	fg-fga	pct	ft-fa	pct	off	def	tot	avg							pts	avg
2016-17	13-0	199/15.3	14-32	.438	2-7	.286	11-14	.786	6	26	32	2.5	9	0	19	13	0	8	41	3.2
TOTAL	13-0	199/15.3	14-32	.438	2-7	.286	11-14	.786	6	26	32	2.5	9	0	19	13	0	8	41	3.2

# 11 LAMAR STEVENS



FRESHMAN | FORWARD

6-7 | 218

NORTH WALES, PA.

ROMAN CATHOLIC HS

Major: Undecided

## SEASON/CAREER HIGHS

### POINTS

S ..... 26, at Indiana (2/1/17-3ot)

### REBOUNDS

S ..... 9, 2x, last at Michigan (1/4/17)

### ASSISTS

S ..... 5, vs. Duquesne, (11/13/16)

### BLOCKS

S ..... 3, vs. Duke (11/19/16)

### STEALS

S ..... 3, 2x, last vs. Ohio State (2/28/17)

### MINUTES

S ..... 42, at Indiana (2/1/17-3ot)

### FIELD GOALS - MADE

S ..... 9, at Indiana (2/1/17-3ot)

### FIELD GOALS - ATTEMPTED

S ..... 20, vs. Purdue (2/21/17)

### 3-POINT FIELD GOALS - MADE

S ..... 2, 2x, last vs. Ohio State (2/28/17)

### 3-POINT FIELD GOALS - ATTEMPTED

S ..... 5, vs. Purdue (2/21/17)

### FREE THROWS - MADE

S ..... 12, vs. Duquesne, (11/13/16)

### FREE THROWS - ATTEMPTED

S ..... 13, vs. Duquesne, (11/13/16)

## GAME-BY-GAME

Opponent	Date	gs	min	Total		3-Pointers		Free throws		Rebounds				pf	a	t/o	blk	stl	pts	avg	
				fg-fga	pct	3fg-fga	pct	ft-fa	pct	off	def	tot	avg								
ALBANY	11/11/16	*	25	2-2	1.000	0-0	.000	6-7	.857	0	4	4	4.0	3	0	1	1	1	10	10.0	
DUQUESNE	11/13/16	*	30	6-12	.500	0-1	.000	12-13	.923	1	5	6	5.0	3	5	2	2	1	24	17.0	
GRAND CANYON	11/15/16	*	25	7-16	.438	0-2	.000	5-5	1.000	3	2	5	5.0	4	1	1	0	1	19	17.7	
vs Duke	11/19/16	*	31	5-9	.556	0-1	.000	1-2	.500	3	3	6	5.3	5	1	2	3	1	11	16.0	
vs Cincinnati	11/20/16	*	20	2-5	.400	0-0	.000	4-4	1.000	0	2	2	4.6	2	0	3	0	1	8	14.4	
COLGATE	11/23/16	*	12	0-6	.000	0-0	.000	0-0	.000	1	1	2	4.2	3	0	1	0	0	0	12.0	
at George Washington	11/26/16	*	27	7-11	.636	0-0	.000	4-4	1.000	1	6	7	4.6	3	3	4	2	0	18	12.9	
GEORGIA TECH	11/29/16	*	32	5-10	.500	0-0	.000	0-0	.000	3	6	9	5.1	1	3	1	0	2	10	12.5	
WRIGHT STATE	12/03/16	*	28	6-14	.429	0-0	.000	0-0	.000	1	7	8	5.4	0	2	0	1	0	12	12.4	
GEORGE MASON	12/07/16	*	33	4-7	.571	0-0	.000	5-6	.833	2	6	8	5.7	1	4	2	2	2	13	12.5	
vs Pittsburgh	12/10/16	*	32	1-10	.100	0-0	.000	6-6	1.000	3	2	5	5.6	3	4	1	1	0	8	12.1	
at St. John's	12/18/16	*	17	2-5	.400	0-0	.000	5-8	.625	3	1	4	5.5	4	2	3	0	0	9	11.8	
MORGAN STATE	12/21/16	*	23	8-11	.727	0-0	.000	4-5	.800	6	2	8	5.7	2	1	1	0	0	20	12.5	
NORTHWESTERN	12/27/16	*	27	5-10	.500	0-0	.000	2-2	1.000	1	3	4	5.6	1	1	2	0	0	12	12.4	
at Rutgers	01/01/17	*	30	2-6	.333	0-0	.000	4-4	1.000	0	8	8	5.7	4	2	2	0	2	8	12.1	
at Michigan	01/04/17	*	19	6-9	.667	0-0	.000	4-6	.667	3	6	9	5.9	5	1	5	0	0	16	12.4	
vs Michigan State	01/07/17	*	29	7-12	.583	0-0	.000	4-6	.667	1	5	6	5.9	4	2	3	0	0	18	12.7	
MINNESOTA	01/14/17	*	22	1-9	.111	0-0	.000	2-2	1.000	2	2	4	5.8	2	0	2	0	4	12.2		
INDIANA	01/18/17	*	20	3-9	.333	0-0	.000	2-4	.500	1	5	6	5.8	2	0	1	0	2	8	12.0	
at Purdue	01/21/17	*	17	2-7	.286	0-0	.000	0-0	.000	0	1	1	5.6	2	1	3	0	0	4	11.6	
at Wisconsin	01/24/17	*	29	2-10	.200	0-0	.000	3-4	.750	1	5	6	5.6	3	3	0	0	0	7	11.4	
ILLINOIS	01/28/17	*	22	1-7	.143	0-0	.000	1-3	.333	0	2	2	5.5	0	1	2	0	0	3	11.0	
at Indiana	02/01/17	*	42	9-17	.529	2-3	.667	6-9	.667	3	5	8	5.6	4	2	6	0	1	26	11.7	
RUTGERS	02/04/17	*	23	2-5	.400	1-2	.500	1-1	1.000	2	5	7	5.6	5	3	3	1	1	6	11.4	
MARYLAND	02/07/17	*	32	8-13	.615	1-3	.333	8-12	.667	2	5	7	5.7	4	1	3	0	3	25	12.0	
at Illinois	02/11/17	*	36	8-15	.533	1-2	.500	4-5	.800	1	4	5	5.7	3	2	2	0	0	21	12.3	
at Nebraska	02/14/17	*	31	5-15	.333	1-2	.500	2-4	.500	3	4	7	5.7	2	0	1	1	0	13	12.3	
PURDUE	02/21/17	*	39	8-20	.400	0-5	.000	2-3	.667	2	5	7	5.8	4	0	5	1	2	18	12.5	
at Minnesota	02/25/17	*	36	4-15	.267	0-2	.000	3-6	.500	1	4	5	5.7	2	1	1	1	1	11	12.5	
OHIO STATE	02/28/17	*	33	5-11	.455	2-2	1.000	4-6	.667	0	5	5	5.7	2	3	4	0	3	16	12.6	
at Iowa	03/05/17	*	33	3-10	.300	0-2	.000	3-3	1.000	1	3	4	5.6	2	4	3	2	2	9	12.5	
Totals			31	855	136-318	.428	8-27	.296	107-140	.764	51	124	175	5.6	85	53	70	20	26	387	12.5

Games played: 31  
Minutes/game: 27.6  
Points/game: 12.5  
FG Pct: 42.8  
3FG Pct: 29.6  
FT Pct: 76.4

Rebounds/game: 5.6  
Assists/game: 1.7  
Turnovers/game: 2.3  
Assist/turnover ratio: 0.8  
Steals/game: 0.8  
Blocks/game: 0.6

## LAMAR STEVENS

## CAREER

Season	gp-gs	min/avg	Total		3-Point		F-Throws		Rebounds				Scoring							
			fg-fga	pct	fg-fga	pct	ft-fa	pct	off	def	tot	avg	pf	fo	ast	to	blk	stl	pts	avg
2016-17	31-31	855/27.6	136-318	.428	8-27	.296	107-140	.764	51	124	175	5.6	85	3	53	70	20	26	387	12.5
TOTAL	31-31	855/27.6	136-318	.428	8-27	.296	107-140	.764	51	124	175	5.6	85	3	53	70	20	26	387	12.5

## BIG TEN

Season	gp-gs	min/avg	Total		3-Point		F-Throws		Rebounds				Scoring							
			fg-fga	pct	fg-fga	pct	ft-fa	pct	off	def	tot	avg	pf	fo	ast	to	blk	stl	pts	avg
2016-17	18-18	520/28.9	81-200	.405	8-23	.348	55-80	.688	24	77	101	5.6	51	2	27	48	8	17	225	12.5
TOTAL	18-18	520/28.9	81-200	.405	8-23	.348	55-80	.688	24	77	101	5.6	51	2	27	48	8	17	225	12.5

# 21 ISAIAH WASHINGTON



SOPHOMORE | GUARD

6-2 | 163

WILLIAMSPORT, PA.

WILLIAMSPORT

Major: Health Policy  
Administration

## SEASON/CAREER HIGHS

### POINTS

S ..... 5, 22, vs. Ohio State (2/28/17)  
C ..... 9, 2x, last vs. Iowa (2/17/16)

### REBOUNDS

S ..... 2, at Minnesota (2/25/17)  
C ..... 8, vs. Nebraska (2/25/16)

### ASSISTS

S ..... 1, 2x, last at Minnesota (2/25/17)  
C ..... 2, vs. Iowa (2/17/16)

### BLOCKS

S .....  
C ..... 1, 4x, last vs. Iowa (2/17/16)

### STEALS

S ..... 1, vs. Albany (11/11/16)  
C ..... 2, vs. Iowa (2/17/16)

### MINUTES

S ..... 22, vs. Ohio State (2/28/17)  
C ..... 26, vs. Iowa (2/17/16)

### FIELD GOALS - MADE

S ..... 1, 3x, last at Iowa (3/5/17)  
C ..... 3, vs. Northwestern (3/3/16)

### FIELD GOALS - ATTEMPTED

S ..... 4, vs. Ohio State (2/28/17)  
C ..... 7, vs. Iowa (2/17/16)

### 3-POINT FIELD GOALS - MADE

S ..... 1, 3x, last at Iowa (3/5/17)  
C ..... 2, 3x, last vs. Illinois (3/6/16)

### 3-POINT FIELD GOALS - ATTEMPTED

S ..... 4, vs. Ohio State (2/28/17)  
C ..... 7, vs. Iowa (2/17/16)

### FREE THROWS - MADE

S ..... 2, vs. Ohio State (2/28/17)  
C ..... 6, vs. Iowa (2/17/16)

### FREE THROWS - ATTEMPTED

S ..... 2, 2x, last vs. Ohio State (2/28/17)  
C ..... 6, vs. Iowa (2/17/16)

## GAME-BY-GAME

Opponent	Date	gs	min	Total		3-Pointers		Free throws		Rebounds				pf	a	t/o	blk	stl	pts	avg
				fg-fga	pct	3fg-fga	pct	ft-fa	pct	off	def	tot	avg							
ALBANY	11/11/16	8		0-0	.000	0-0	.000	0-0	.000	0	0	0	0.0	4	0	1	0	1	0	0.0
DUQUESNE	11/13/16	5		0-1	.000	0-1	.000	0-0	.000	0	0	0	0.0	0	1	0	0	0	0	0.0
GRAND CANYON	11/15/16	dnp		-	-	-	-	-	-	-	-	-	-	-	-	-	-	-	-	-
vs Duke	11/19/16	dnp		-	-	-	-	-	-	-	-	-	-	-	-	-	-	-	-	-
vs Cincinnati	11/20/16	6		1-1	1.000	1-1	1.000	0-0	.000	0	1	1	0.3	0	0	2	0	0	3	1.0
COLGATE	11/23/16	dnp		-	-	-	-	-	-	-	-	-	-	-	-	-	-	-	-	-
at George Washington	11/26/16	dnp		-	-	-	-	-	-	-	-	-	-	-	-	-	-	-	-	-
GEORGIA TECH	11/29/16	dnp		-	-	-	-	-	-	-	-	-	-	-	-	-	-	-	-	-
WRIGHT STATE	12/03/16	4		0-0	.000	0-0	.000	0-0	.000	0	0	0	0.3	1	0	0	0	0	0	0.8
GEORGE MASON	12/07/16	1		0-0	.000	0-0	.000	0-0	.000	0	0	0	0.2	0	0	0	0	0	0	0.6
vs Pittsburgh	12/10/16	dnp		-	-	-	-	-	-	-	-	-	-	-	-	-	-	-	-	-
at St. John's	12/18/16	2		0-0	.000	0-0	.000	0-0	.000	0	0	0	0.2	1	0	0	0	0	0	0.5
MORGAN STATE	12/21/16	8		0-3	.000	0-3	.000	1-2	.500	0	1	1	0.3	1	0	0	0	0	1	0.6
NORTHWESTERN	12/27/16	1		0-0	.000	0-0	.000	0-0	.000	0	0	0	0.3	1	0	0	0	0	0	0.5
at Rutgers	01/01/17	1		0-0	.000	0-0	.000	0-0	.000	0	0	0	0.2	0	0	0	0	0	0	0.4
at Michigan	01/04/17	dnp		-	-	-	-	-	-	-	-	-	-	-	-	-	-	-	-	-
vs Michigan State	01/07/17	dnp		-	-	-	-	-	-	-	-	-	-	-	-	-	-	-	-	-
MINNESOTA	01/14/17	dnp		-	-	-	-	-	-	-	-	-	-	-	-	-	-	-	-	-
INDIANA	01/18/17	dnp		-	-	-	-	-	-	-	-	-	-	-	-	-	-	-	-	-
at Purdue	01/21/17	2		0-1	.000	0-0	.000	0-0	.000	0	0	0	0.2	0	0	0	0	0	0	0.4
at Wisconsin	01/24/17	dnp		-	-	-	-	-	-	-	-	-	-	-	-	-	-	-	-	-
ILLINOIS	01/28/17	dnp		-	-	-	-	-	-	-	-	-	-	-	-	-	-	-	-	-
at Indiana	02/01/17	dnp		-	-	-	-	-	-	-	-	-	-	-	-	-	-	-	-	-
RUTGERS	02/04/17	dnp		-	-	-	-	-	-	-	-	-	-	-	-	-	-	-	-	-
MARYLAND	02/07/17	dnp		-	-	-	-	-	-	-	-	-	-	-	-	-	-	-	-	-
at Illinois	02/11/17	dnp		-	-	-	-	-	-	-	-	-	-	-	-	-	-	-	-	-
at Nebraska	02/14/17	2		0-0	.000	0-0	.000	0-0	.000	0	0	0	0.2	0	0	0	0	0	0	0.4
PURDUE	02/21/17	3		0-0	.000	0-0	.000	0-0	.000	0	1	1	0.3	0	0	0	0	0	0	0.3
at Minnesota	02/25/17	7		0-2	.000	0-1	.000	0-0	.000	0	2	2	0.4	0	1	1	0	0	0	0.3
OHIO STATE	02/28/17	22		1-4	.250	1-4	.250	2-2	1.000	0	1	1	0.4	3	0	0	0	0	5	0.6
at Iowa	03/05/17	9		1-2	.500	1-2	.500	0-0	.000	0	0	0	0.4	1	0	1	0	0	3	0.8
Totals		0	81	3-14	.214	3-12	.250	3-4	.750	0	6	6	0.4	12	2	5	0	1	12	0.8

Games played: 15  
Minutes/game: 5.4  
Points/game: 0.8  
FG Pct: 21.4  
3FG Pct: 25.0  
FT Pct: 75.0

Rebounds/game: 0.4  
Assists/game: 0.1  
Turnovers/game: 0.3  
Assist/turnover ratio: 0.4  
Steals/game: 0.1

## ISAIAH WASHINGTON

## CAREER

Season	gp-gs	min/avg	Total		3-Point		F-Throws		Rebounds				pf	fo	ast	to	blk	stl	Scoring	
			fg-fga	pct	fg-fga	pct	ft-fa	pct	off	def	tot	avg							pts	avg
2014-15	1-0	3/3.0	0-0	.000	0-0	.000	1-2	.500	0	0	0	0.0	0	0	0	0	0	0	1	1.0
2015-16	27-0	339/12.6	19-81	.235	11-56	.196	24-35	.686	13	36	49	1.8	38	1	7	19	4	7	73	2.7
2016-17	15-0	81/5.4	3-14	.214	3-12	.250	3-4	.750	0	6	6	0.4	12	0	2	5	0	1	12	0.8
TOTAL	43-0	423/9.8	22-95	.232	14-68	.206	28-41	.683	13	42	55	1.3	50	1	9	24	4	8	86	2.0

## BIG TEN

Season	gp-gs	min/avg	Total		3-Point		F-Throws		Rebounds				pf	fo	ast	to	blk	stl	Scoring	
			fg-fga	pct	fg-fga	pct	ft-fa	pct	off	def	tot	avg							pts	avg
2015-16	16-0	240/15.0	15-56	.268	10-38	.263	19-26	.731	8	30	38	2.4	20	0	6	12	3	6	59	3.7
2016-17	8-0	47/5.9	2-9	.222	2-7	.286	2-2	1.000	0	4	4	0.5	5	0	1	2	0	0	8	1.0
TOTAL	24-0	287/12.0	17-65	.262	12-45	.267	21-28	.750	8	34	42	1.8	25	0	7	14	3	6	67	2.8

# 24 MIKE WATKINS



**REDSHIRT - FRESHMAN**  
**FORWARD**  
**6-9 | 246**  
**PHILADELPHIA, PA.**  
**THE PHELPS SCHOOL**  
**Major: Criminology**

## SEASON/CAREER HIGHS

### POINTS

S ..... 20, at George Washington (11/26/16)

### REBOUNDS

S ..... 15, 2x, last vs. Minnesota (1/14/17)

### ASSISTS

S ..... 4, vs. St. John's (12/18/16)

### BLOCKS

S ..... 8, vs. Wright State (12/3/16)

### STEALS

S ..... 2, 4x, last vs. Purdue (2/21/17)

### MINUTES

S ..... 32, 2x, last at Illinois (2/11/17)

### FIELD GOALS - MADE

S ..... 8, at Iowa (3/5/17)

### FIELD GOALS - ATTEMPTED

S ..... 14, at George Washington (11/26/16)

### 3-POINT FIELD GOALS - MADE

S .....

### 3-POINT FIELD GOALS - ATTEMPTED

S .....

### FREE THROWS - MADE

S ..... 6, 3x, last vs. Maryland (2/7/17)

### FREE THROWS - ATTEMPTED

S ..... 7, at George Washington (11/26/16)

## DOUBLE-DOUBLES

11/29/16 12 points / 12 rebounds vs. Ga. Tech  
12/10/16 17 points / 15 rebounds vs. Pitt  
12/18/16 15 points / 13 rebounds at St. John's  
1/14/17 15 points / 15 rebounds vs. Minnesota  
2/1/17 12 points / 11 rebounds at Indiana  
2/21/17 11 points / 13 rebounds vs. Purdue  
3/5/17 17 points / 12 rebounds at Iowa

## GAME-BY-GAME

Opponent	Date	gs	min	Total		3-Pointers		Free throws		Rebounds				pf	a	t/o	blk	stl	pts	avg	
				fg-fga	pct	3fg-fga	pct	ft-fa	pct	off	def	tot	avg								
ALBANY	11/11/16	*	25	5-7	.714	0-0	.000	0-1	.000	2	5	7	7.0	3	0	4	5	2	10	10.0	
DUQUESNE	11/13/16	*	27	6-7	.857	0-0	.000	3-4	.750	1	5	6	6.5	4	0	3	5	1	15	12.5	
GRAND CANYON	11/15/16	*	22	4-9	.444	0-0	.000	1-2	.500	4	2	6	6.3	3	0	1	3	0	9	11.3	
vs Duke	11/19/16	*	10	2-4	.500	0-0	.000	0-0	.000	0	3	3	5.5	3	0	0	0	1	4	9.5	
vs Cincinnati	11/20/16	*	29	2-2	1.000	0-0	.000	1-2	.500	2	9	11	6.6	0	0	2	2	1	5	8.6	
COLGATE	11/23/16	*	21	2-8	.250	0-0	.000	0-0	.000	3	4	7	6.7	1	3	0	1	1	4	7.8	
at George Washington	11/26/16	*	31	7-14	.500	0-0	.000	6-7	.857	3	5	8	6.9	0	1	1	4	1	20	9.6	
GEORGIA TECH	11/29/16	*	26	5-8	.625	0-0	.000	2-4	.500	4	8	12	7.5	2	0	3	5	0	12	9.9	
WRIGHT STATE	12/03/16	*	20	1-3	.333	0-0	.000	6-6	1.000	3	6	9	7.7	4	0	2	8	1	8	9.7	
GEORGE MASON	12/07/16	*	18	3-6	.500	0-0	.000	2-3	.667	1	3	4	7.3	3	0	2	2	0	8	9.5	
vs Pittsburgh	12/10/16	*	28	7-11	.636	0-0	.000	3-4	.750	3	12	15	8.0	2	0	1	2	0	17	10.2	
at St. John's	12/18/16	*	32	6-10	.600	0-0	.000	3-5	.600	4	9	13	8.4	2	4	2	3	1	15	10.6	
MORGAN STATE	12/21/16	*	19	4-9	.444	0-0	.000	2-3	.667	3	5	8	8.4	1	0	1	3	1	10	10.5	
NORTHWESTERN	12/27/16	*	24	3-4	.750	0-0	.000	2-6	.333	2	6	8	8.4	4	1	1	3	1	8	10.4	
at Rutgers	01/01/17		18	2-6	.333	0-0	.000	1-2	.500	3	5	8	8.3	1	0	0	1	0	5	10.0	
at Michigan	01/04/17		23	4-6	.667	0-0	.000	1-2	.500	3	6	9	8.4	1	0	0	2	0	9	9.9	
vs Michigan State	01/07/17		21	4-8	.500	0-0	.000	3-6	.500	3	6	9	8.4	4	1	2	0	1	11	10.0	
MINNESOTA	01/14/17		24	6-9	.667	0-0	.000	3-3	1.000	5	10	15	8.8	3	1	2	1	1	15	10.3	
INDIANA	01/18/17		13	1-2	.500	0-0	.000	2-4	.500	0	0	0	8.3	3	0	0	1	0	4	9.9	
at Purdue	01/21/17	*	17	3-5	.600	0-0	.000	0-0	.000	1	2	3	8.1	3	1	2	3	1	6	9.8	
at Wisconsin	01/24/17		23	0-3	.000	0-0	.000	1-2	.500	1	4	5	7.9	4	1	1	2	0	1	9.3	
ILLINOIS	01/28/17		22	5-8	.625	0-0	.000	0-0	.000	2	7	9	8.0	3	0	2	2	2	10	9.4	
at Indiana	02/01/17		29	6-7	.857	0-0	.000	0-0	.000	1	10	11	8.1	2	0	1	2	0	12	9.5	
RUTGERS	02/04/17		23	4-7	.571	0-0	.000	3-5	.600	3	5	8	8.1	1	0	0	1	0	11	9.5	
MARYLAND	02/07/17	*	21	2-4	.500	0-0	.000	6-6	1.000	1	8	9	8.1	4	0	0	4	1	10	9.6	
at Illinois	02/11/17	*	32	2-3	.667	0-0	.000	3-4	.750	3	6	9	8.2	3	2	0	2	0	7	9.5	
at Nebraska	02/14/17	*	21	3-6	.500	0-0	.000	2-3	.667	0	3	3	8.0	2	2	3	2	2	8	9.4	
PURDUE	02/21/17	*	29	4-6	.667	0-0	.000	3-4	.750	6	7	13	8.1	3	0	1	3	2	11	9.5	
at Minnesota	02/25/17	*	16	4-8	.500	0-0	.000	0-1	.000	2	2	4	8.0	4	0	1	3	1	8	9.4	
OHIO STATE	02/28/17	*	26	1-1	1.000	0-0	.000	3-6	.500	1	6	7	8.0	1	1	0	3	1	5	9.3	
at Iowa	03/05/17	*	30	8-8	1.000	0-0	.000	1-1	1.000	7	5	12	8.1	3	2	1	2	0	17	9.5	
Totals			22	720	116-199	.583	0-0	.000	63-96	.656	77	174	251	8.1	77	20	39	80	23	295	9.5

Games played: 31  
Minutes/game: 23.2  
Points/game: 9.5  
FG Pct: 58.3  
FT Pct: 65.6

Rebounds/game: 8.1  
Assists/game: 0.6  
Turnovers/game: 1.3  
Assist/turnover ratio: 0.5  
Steals/game: 0.7  
Blocks/game: 2.6

## MIKE WATKINS

## CAREER

Season	gp-gs	min/avg	Total		3-Point		F-Throws		Rebounds				Scoring							
			fg-fga	pct	fg-fga	pct	ft-fa	pct	off	def	tot	avg	pf	fo	ast	to	blk	stl	pts	avg
2016-17	31-22	720/23.2	116-199	.583	0-0	.000	63-96	.656	77	174	251	8.1	77	0	20	39	80	23	295	9.5
TOTAL	31-22	720/23.2	116-199	.583	0-0	.000	63-96	.656	77	174	251	8.1	77	0	20	39	80	23	295	9.5

## BIG TEN

Season	gp-gs	min/avg	Total		3-Point		F-Throws		Rebounds				Scoring							
			fg-fga	pct	fg-fga	pct	ft-fa	pct	off	def	tot	avg	pf	fo	ast	to	blk	stl	pts	avg
2016-17	18-9	412/22.9	62-101	.614	0-0	.000	34-55	.618	44	98	142	7.9	49	0	12	17	37	13	158	8.8
TOTAL	18-9	412/22.9	62-101	.614	0-0	.000	34-55	.618	44	98	142	7.9	49	0	12	17	37	13	158	8.8



# 1 DAVIS ZEMGULIS



SOPHOMORE | FORWARD

6-6 | 220

KAUNAS, LITHUANIA  
ST. MARY RYKEN (MD.)

Major: Food Science

## SEASON/CAREER HIGHS

### POINTS

S ..... 3, 3x, last at Purdue (1/21/17)  
C ..... 11, vs. Kent State (12/23/15)

### REBOUNDS

S ..... 3, vs. Colgate (11/23/16)  
C ..... 5, at Purdue (1/15/16)

### ASSISTS

S ..... 1, at George Washington (11/26/16)  
C ..... 2, vs. Michigan State (1/30/16)

### BLOCKS

S ..... 1, vs. Albany (11/11/16)  
C ..... 1, vs. Albany (11/11/16)

### STEALS

S ..... 1, 2x, last vs. Colgate (11/23/16)  
C ..... 1, 5x, last vs. Duquesne, (11/13/16)

### MINUTES

S ..... 18, vs. Colgate (11/23/16)  
C ..... 27, at Purdue (1/15/16)

### FIELD GOALS - MADE

S ..... 1, 5x, last at Purdue (1/21/17)  
C ..... 4, vs. Kent State (12/23/15)

### FIELD GOALS - ATTEMPTED

S ..... 5, vs. Colgate (11/23/16)  
C ..... 7, at Ohio State (1/25/16)

### 3-POINT FIELD GOALS - MADE

S ..... 1, 3x, last at Purdue (1/21/17)  
C ..... 1, 13x, last at Purdue (1/21/17)

### 3-POINT FIELD GOALS - ATTEMPTED

S ..... 4, vs. Colgate (11/23/16)  
C ..... 4, vs. Colgate (11/23/16)

### FREE THROWS - MADE

S ..... 1, vs. Albany (11/11/16)  
C ..... 4, vs. Minnesota (1/5/16)

### FREE THROWS - ATTEMPTED

S ..... 2, vs. Albany (11/11/16)  
C ..... 4, vs. Minnesota (1/5/16)

## GAME-BY-GAME

Opponent	Date	gs	min	Total		3-Pointers		Free throws		Rebounds					pf	a	t/o	blk	stl	pts	avg
				fg-fga	pct	3fg-fga	pct	ft-fa	pct	off	def	tot	avg								
ALBANY	11/11/16	12	12	0-2	.000	0-2	.000	1-2	.500	0	1	1	1.0	1	0	0	1	0	1	1.0	
DUQUESNE	11/13/16	10	10	1-2	.500	0-1	.000	0-0	.000	0	1	1	1.0	1	0	0	0	1	2	1.5	
GRAND CANYON	11/15/16	dnp		-	-	-	-	-	-	-	-	-	-	-	-	-	-	-	-	-	
vs Duke	11/19/16	8	8	0-0	.000	0-0	.000	0-0	.000	0	1	1	1.0	4	0	2	0	0	0	1.0	
vs Cincinnati	11/20/16	8	8	0-2	.000	0-0	.000	0-0	.000	0	0	0	0.8	0	0	1	0	0	0	0.8	
COLGATE	11/23/16	18	18	1-5	.200	1-4	.250	0-0	.000	0	3	3	1.2	2	0	0	0	1	3	1.2	
at George Washington	11/26/16	8	8	1-3	.333	1-3	.333	0-0	.000	0	1	1	1.2	1	1	2	0	0	3	1.5	
GEORGIA TECH	11/29/16	dnp		-	-	-	-	-	-	-	-	-	-	-	-	-	-	-	-	-	
WRIGHT STATE	12/03/16	dnp		-	-	-	-	-	-	-	-	-	-	-	-	-	-	-	-	-	
GEORGE MASON	12/07/16	4	4	0-0	.000	0-0	.000	0-0	.000	0	0	0	1.0	0	0	0	0	0	0	1.3	
vs Pittsburgh	12/10/16	2	2	0-0	.000	0-0	.000	0-0	.000	0	0	0	0.9	1	0	0	0	0	0	1.1	
at St. John's	12/18/16	dnp		-	-	-	-	-	-	-	-	-	-	-	-	-	-	-	-	-	
MORGAN STATE	12/21/16	5	5	1-1	1.000	0-0	.000	0-0	.000	1	0	1	0.9	2	0	0	0	0	2	1.2	
NORTHWESTERN	12/27/16	dnp		-	-	-	-	-	-	-	-	-	-	-	-	-	-	-	-	-	
at Rutgers	01/01/17	dnp		-	-	-	-	-	-	-	-	-	-	-	-	-	-	-	-	-	
at Michigan	01/04/17	dnp		-	-	-	-	-	-	-	-	-	-	-	-	-	-	-	-	-	
vs Michigan State	01/07/17	dnp		-	-	-	-	-	-	-	-	-	-	-	-	-	-	-	-	-	
MINNESOTA	01/14/17	dnp		-	-	-	-	-	-	-	-	-	-	-	-	-	-	-	-	-	
INDIANA	01/18/17	dnp		-	-	-	-	-	-	-	-	-	-	-	-	-	-	-	-	-	
at Purdue	01/21/17	4	4	1-3	.333	1-1	1.000	0-0	.000	1	0	1	0.9	1	0	0	0	0	3	1.4	
at Wisconsin	01/24/17	5	5	0-0	.000	0-0	.000	0-0	.000	0	1	1	0.9	0	0	0	0	0	0	1.3	
ILLINOIS	01/28/17	dnp		-	-	-	-	-	-	-	-	-	-	-	-	-	-	-	-	-	
at Indiana	02/01/17	dnp		-	-	-	-	-	-	-	-	-	-	-	-	-	-	-	-	-	
RUTGERS	02/04/17	dnp		-	-	-	-	-	-	-	-	-	-	-	-	-	-	-	-	-	
MARYLAND	02/07/17	7	7	0-0	.000	0-0	.000	0-0	.000	1	0	1	0.9	3	0	1	0	0	0	1.2	
at Illinois	02/11/17	2	2	0-0	.000	0-0	.000	0-0	.000	0	0	0	0.8	2	0	0	0	0	0	1.1	
at Nebraska	02/14/17	5	5	0-0	.000	0-0	.000	0-0	.000	0	1	1	0.9	0	0	0	0	0	0	1.0	
PURDUE	02/21/17	2	2	0-0	.000	0-0	.000	0-0	.000	0	0	0	0.8	0	0	0	0	0	0	0.9	
at Minnesota	02/25/17	3	3	0-0	.000	0-0	.000	0-0	.000	0	0	0	0.8	0	0	0	0	0	0	0.9	
OHIO STATE	02/28/17	7	7	0-2	.000	0-2	.000	0-0	.000	0	0	0	0.7	3	0	0	0	0	0	0.8	
at Iowa	03/05/17	dnp		-	-	-	-	-	-	-	-	-	-	-	-	-	-	-	-	-	
Totals		0	110	5-20	.250	3-13	.231	1-2	.500	3	9	12	0.7	21	1	6	1	2	14	0.8	

Games played: 17  
Minutes/game: 6.5  
Points/game: 0.8  
FG Pct: 25.0  
3FG Pct: 23.1  
FT Pct: 50.0

Rebounds/game: 0.7  
Assists/game: 0.1  
Turnovers/game: 0.4  
Assist/turnover ratio: 0.2  
Steals/game: 0.1  
Blocks/game: 0.1

## DAVIS ZEMGULIS

## CAREER

Season	gp-gs	min/avg	Total		3-Point		F-Throws		Rebounds				pf	fo	ast	to	blk	stl	Scoring	
			fg-fga	pct	fg-fga	pct	ft-fa	pct	off	def	tot	avg							pts	avg
2015-16	26-1	318/12.2	26-68	.382	10-40	.250	13-19	.684	20	24	44	1.7	20	0	8	13	0	4	75	2.9
2016-17	17-0	110/6.5	5-20	.250	3-13	.231	1-2	.500	3	9	12	0.7	21	0	1	6	1	2	14	0.8
TOTAL	43-1	428/10.0	31-88	.352	13-53	.245	14-21	.667	23	33	56	1.3	41	0	9	19	1	6	89	2.1

## BIG TEN

Season	gp-gs	min/avg	Total		3-Point		F-Throws		Rebounds				pf	fo	ast	to	blk	stl	Scoring	
			fg-fga	pct	fg-fga	pct	ft-fa	pct	off	def	tot	avg							pts	avg
2015-16	16-1	225/14.1	15-47	.319	6-27	.222	9-14	.643	13	15	28	1.8	13	0	8	7	0	3	45	2.8
2016-17	8-0	35/4.4	1-5	.200	1-3	.333	0-0	.000	2	2	4	0.5	9	0	0	1	0	0	3	0.4
TOTAL	24-1	260/10.8	16-52	.308	7-30	.233	9-14	.643	15	17	32	1.3	22	0	8	8	0	3	48	2.0

# PATRICK CHAMBERS

## HEAD COACH

# PATRICK CHAMBERS



## SIXTH SEASON PHILADELPHIA '94

**Career Record:** 128-136  
**PSU Record:** 86-108

► **Hometown:** Newtown Square, Pa.

► **Family:**  
**Wife:** Courtney  
**Children:** Grace, Caitlin, Ryan and Patrick Jr.

► **Coaching Experience:**  
2011-pres. Penn State (HC)  
2009-11 Boston Univ. (HC)  
2008-09 Villanova (Assoc. HC)  
2005-08 Villanova (Asst.)  
2004-05 Villanova (Dir. of Ops)

► **Playing Experience:**  
1990-94 Philadelphia  
*all-time assists leader*

► **Postseason Experience:**  
NCAA (1), CBI (2)

## MILESTONE VICTORIES

1	Indiana (71-67)	11/20/2009
25	Cornell (66-61)	11/27/2010
43*	Hartford (70-55)	11/12/20011
50	Cornell (74-67)	12/21/2011
75	#23 Ohio State (71-70(ot))	1/29/2014
100	DePaul (68-62)	11/17/2015
125	#24 Minnesota (52-50)	1/14/2017

\*first win at Penn State

Over the last five-plus seasons, **PATRICK CHAMBERS** has reinvigorated Penn State basketball. Since being named the 12th head coach in program history June 6, 2011, the Philly native quickly energized his players and staff, as well as the Penn State fan base with his passion, enthusiasm and his team's all-out style of play.

The 2015-16 freshman class - the first Top 30 recruiting class in PSU history - clearly illustrates the progress Chambers and his staff have made during their time in Happy Valley. The future continues to be bright as Penn State will welcome a four-member consensus Top 15 class (at the time of signing) to begin their Nittany Lion careers in 2016-17.

Chambers has sent players into the professional ranks in each of the last two years with Tim Frazier (2010-14) spending time with the New Orleans Pelicans, Portland Trail Blazers and Philadelphia 76ers, and with D.J. Newbill (2013-15) playing professionally in Europe in Turkey. The 2014-15 senior class produced a Euroleague player (Newbill), a Kansas City Chiefs practice player (Ross Travis), a Ford engineer (Alan Wisniewski) and a Penn State graduate student in accounting with eight-consecutive semesters of a 4.0 GPA (Kevin Montminy), proving all venues of success are available.

Penn State has had 16 or more wins in a season six times since 2000-01, including each of the last three seasons under the direction of Chambers. The Nittany Lions had not previously reached 16 wins in three-consecutive seasons since joining the Big Ten Conference. These wins include five over Top 25-ranked teams in his tenure with two coming last season alone vs. Indiana and Iowa.

In both victory and defeat, however, the Philly native's teams are heralded for their work ethic, perseverance and relentless attitude.

During his time with the Nittany Lions, Chambers has guided five players to a combined seven All-Big Ten honors, including Tim Frazier's first-team nod in 2011 and most recently with Brandon Taylor's third-team selection in 2016. Frazier ended his career as the all-time leader in assists at Penn State — a record Chambers also holds to this date at his alma mater Philadelphia. When D.J. Newbill's PSU career ended, he was the fourth-ranked scorer in Nittany Lion history, after just three seasons, and Ross Travis has the third-most rebounds of any player to ever don the Blue and White.

To Penn State students, Chambers is known around campus for his infectious energy. He ordered up a pair of golf carts and began making spur-of-the-moment trips around the University Park campus distributing t-shirts. In his first few years, he visited amusement parks, pep rallies, student groups, and classes and threw out first pitches. Chambers even went as far as to go behind the counter to serve free Big Macs to students at State College's downtown McDonald's and donned a Penn State football jersey and helmet to fire up the famed "Nittanyville" student campout.

## COACHING HISTORY

BOSTON UNIVERSITY						
Year	Record	Pct.	Conf.	Pct.	Season	Postseason
					Finish	
2009-10	21-14	60.0	11-5	68.84th		CBI Semifinals
2010-11	21-14	60.0	12-4	75.0	2nd	NCAA 2nd Round
<b>TOTALS</b>	<b>42-28</b>	<b>60.0</b>	<b>23-9</b>	<b>71.9</b>		
	<b>70 Games</b>		<b>32 Games</b>			

PENN STATE						
Year	Record	Pct.	Conf.	Pct.	Season	Postseason
					Finish	
2011-12	12-20	37.5	4-14	22.2	t-11th	
2012-13	10-21	32.2	2-16	11.1	12th	
2013-14	16-18	47.0	6-12	33.3	t-10th	CBI Quarterfinals
2014-15	18-16	52.9	4-14	22.2	13th	--
2015-16	16-16	50.0	7-11	38.9	10th	--
2016-17	14-17	45.2	6-12	33.3	13th	
<b>TOTALS</b>	<b>86-108</b>	<b>44.3</b>	<b>29-79</b>	<b>26.8</b>		
	<b>194 Games</b>		<b>108 Games</b>			

TOTALS						
8th Year	Record	Pct.	Conf.	Pct.	Finish	Postseason
	<b>128-136</b>	<b>48.5</b>	<b>52-88</b>	<b>37.1</b>	1 title	1 NCAA, 2 CBI
	<b>264 Games</b>		<b>140 Games</b>			

## RECORDS VS. OPPONENTS

Akron..... 1-1	Illinois..... 4-4	Northeastern..... 1-1
Albany..... 4-1	Indiana..... 3-9	Northwestern..... 3-6
Army..... 1-0	Iona..... 0-1	Ohio State..... 2-7
Binghamton..... 4-0	Iowa..... 3-7	Oregon State..... 1-0
Boston College..... 2-1	Kansas..... 0-1	Penn..... 2-0
Bucknell..... 4-2	Kansas State..... 0-1	Pittsburgh..... 0-2
Canisius..... 2-0	Kent State..... 1-0	Princeton..... 0-1
Charlotte..... 0-1	Kentucky..... 0-2	Providence..... 1-0
Cincinnati..... 0-1	Lafayette..... 0-1	Purdue..... 2-8
Colgate..... 1-0	La Salle..... 1-2	Quinnipiac..... 0-1
Colorado..... 0-1	LIU..... 1-0	Radford..... 1-1
Connecticut..... 0-1	La.-Monroe..... 1-0	Rutgers..... 3-2
Cornell..... 3-0	Longwood..... 1-0	Saint Francis..... 1-0
Dartmouth..... 1-0	Maine..... 2-2	St. John's..... 2-0
Dayton..... 0-1	Marist..... 2-0	Saint Joseph's..... 1-1
Delaware..... 1-0	Marshall..... 2-0	Siena..... 0-1
Delaware State..... 1-0	Maryland..... 1-3	USC..... 1-0
DePaul..... 1-0	Massachusetts..... 0-1	South Florida..... 1-0
Drexel..... 2-0	Michigan..... 1-9	Stony Brook..... 4-2
Duke..... 0-1	Michigan State..... 1-7	UMBC..... 3-1
Duquesne..... 4-2	Minnesota..... 4-6	VCU..... 0-1
Eastern Michigan..... 1-0	Mississippi..... 0-2	Vermont..... 2-3
Fordham..... 1-0	Monmouth..... 1-0	Villanova..... 0-1
George Mason..... 0-1	Morehead State..... 1-0	VMI..... 1-0
Geo. Washington..... 3-2	Morgan State..... 2-0	Virginia Tech..... 1-0
Georgia Tech..... 1-1	Mount St. Mary's..... 3-0	Wagner..... 1-0
Grand Canyon..... 1-0	Nebraska..... 5-6	Wisconsin..... 0-9
Hampton..... 1-1	Nevada..... 1-0	Wright State..... 1-0
Hartford..... 6-1	New Hampshire..... 5-1	Youngstown State..... 1-0
Harvard..... 0-2	N.C. State..... 0-1	

## DYK PATRICK CHAMBERS ...

- Has three of his former student-athletes on staff: Dwayne Anderson (asst. coach), Ross Condon (asst. coach) and Nick Collela (on-campus recruiting coord.).
- Has been on coaching staffs that have made six NCAA Tournament appearances (17 games) in his 10 seasons in collegiate coaching.
- Is the youngest of 12 children
- Has 3 of 11 siblings who graduated from Penn State.
- Spent 10 years as a highly-successful salesman and part owner of his family's printing business in Philadelphia.
- Was in collegiate coaching just five years before earning his first head coaching position at Boston University.
- Played in college for 2011 Naismith Hall of Fame inductee Herb Magee, also known as "The Shot Doctor"
- Helped lead Villanova to five straight NCAA Tournament appearances and the 2009 Final Four.
- Was instrumental in recruiting the No. 3 ranked recruiting class in the nation according to ESPN.com to Villanova in 2009.
- Has an older brother, Tim, who was the 1984 Ivy League Player of the Year in football and led Penn to three-straight Ivy League titles. He is now a writer, producer and director and released the film "Mighty Macs" about the Immaculata women's 1972 NCAA championship team.
- Has an older brother, Paul, who was a three-year starter at point guard for the Penn Quakers.

## WINS OVER TOP 25 TEAMS

RK.	TEAM	SCORE	DATE
4	Michigan	84-78	2/27/2013
6	Iowa	79-75	2/17/2016
21	Maryland	70-64	2/7/2017
22	Indiana	68-63	2/6/2016
22	Ohio State	65-63	2/27/2014
22	Illinois	54-52	1/19/2012
23	@Ohio State	71-70 (OT)	1/29/2014
24	Minnesota	52-50	1/14/2017

# RECAPS / BOX SCORES

## ► EXH: PENN STATE 91, LOCK HAVEN 65

NOV. 4, 2016 | BRYCE JORDAN CENTER

Lock Haven 65 • 0-0		Total	3-Ptr	Rebounds		PF		TP	A	To	Bk	Stl	Min	
##	Player	FG-FGA	FG-FGA	FT-FTA	Off	Def	Tot	PF	TP	A	To	Bk	Stl	
11	JACKSON, Brahieme	2-9	0-0	4-5	1	3	4	3	8	1	2	0	1	
23	HUNT, Raheem	3-11	0-2	0	3	3	4	6	0	1	0	1	23	
03	RENNINGER, Cole	2-7	0-0	0	1	2	4	4	1	0	0	1	25	
13	BARNES, Jihad	1-2	0-1	1-2	1	4	5	4	3	0	3	0	22	
22	HINTON, Amir	10-20	3-7	9-10	1	3	4	4	32	4	2	0	37	
01	CAMPBELL, Khaleeq	0-1	0-0	0	1	1	0	0	2	5	0	0	12	
02	OXNER, Keinan	0-1	0-0	0	0	1	0	0	0	0	0	0	4	
04	SLADE, Craig	0-0	0-0	0	5	2	0	0	0	0	1	0	19	
10	SAINTLUIS, Alsmith	0-3	0-2	0	1	1	0	0	0	0	0	0	3	
11	MCQUEEN, Jakwon	0-0	0-0	0	0	0	0	0	0	0	0	0	3	
12	JACKSON, Fatesem	1-1	0-0	1-2	1	0	1	3	0	0	0	1	3	
20	BRAKE, Tarajae	0-2	0-0	0	1	1	0	0	1	3	0	0	15	
32	BROWN, Scott	0-0	0-0	0	1	1	0	0	1	3	0	0	3	
Team														
Totals		22-63	3-13	18-23	7	26	33	24	65	9	17	1	4	
FG % 1st Half:	3-8	37.5%	2nd half:	0-5	0.0%	Game:	22-63	34.9%	3FG % 1st Half:	0-0	0.0%	Game:	3-13	23.1%
FT % 1st Half:	3-4	75.0%	2nd half:	15-19	78.9%	Game:	18-23	78.3%	Deatball					
									Rebounds					
													3.2	

Penn State 91 • 0-0		Total	3-Ptr	Rebounds		PF		TP	A	To	Bk	Stl	Min	
##	Player	FG-FGA	FG-FGA	FT-FTA	Off	Def	Tot	PF	TP	A	To	Bk	Stl	
11	Stevens, Lamar	5-12	0-0	4-7	5	7	12	1	14	0	0	0	22	
44	Moore, Julian	2-4	0-0	2-2	3	2	5	1	6	2	1	2	19	
10	Carr, Tony	5-11	0-2	5-7	0	3	3	15	2	0	0	2	30	
23	Reaves, Josh	7-9	0-1	1-2	0	3	3	2	15	1	3	2	21	
33	Garner, Shep	4-10	3-8	2-2	0	5	5	13	3	2	0	0	25	
01	Zemgulis, Davis	1-4	0-3	0-0	1	1	2	5	2	1	0	1	15	
04	Bostick, Nazeer	0-1	0-1	3-5	1	3	4	3	7	1	5	0	9	
05	Samuel, Terrence	1-6	0-1	1-1	2	2	4	3	3	2	0	1	23	
20	Zhao, Alex	0-0	0-0	0-0	0	1	1	0	0	0	0	0	2	
21	Washington, Isaiah	0-2	0-2	1-2	0	0	0	1	1	0	0	1	12	
22	Hazle, Grant	0-0	0-0	0-0	0	0	0	0	0	0	0	0	2	
24	Watkins, Mike	7-11	0-0	1-2	4	5	9	2	15	2	0	0	20	
Team														
Totals		34-74	3-18	20-30	17	36	53	19	91	15	11	6	121	
FG % 1st Half:	15-38	39.5%	2nd half:	19-36	52.8%	Game:	34-74	45.9%	3FG % 1st Half:	0-9	0.0%	Game:	3-18	16.7%
FT % 1st Half:	7-13	53.8%	2nd half:	13-17	76.5%	Game:	20-30	66.7%	Deatball					
									Rebounds				5	

Score by periods	1st	2nd	Total
Lock Haven	28	37	65
Penn State	37	54	91

Points In Off 2nd Fast  
LHU 26 10 6 4 12  
PSU 58 21 20 19 28  
Score tied - 2 times.  
Lead changed - 2 times.

## ► GAME 1: ALBANY 87, PENN STATE 81

NOV. 11, 2016 | BRYCE JORDAN CENTER

Albany 87 • 1-0		Total	3-Ptr	Rebounds		PF		TP	A	To	Bk	Stl	Min	
##	Player	FG-FGA	FG-FGA	FT-FTA	Off	Def	Tot	PF	TP	A	To	Bk	Stl	
10	ROWLEY, Mike	2-5	0-0	0-0	0	4	4	5	4	2	1	0	0	
45	STIRE, Greig	2-4	0-0	0-0	2	3	5	3	4	0	0	1	1	
03	CREMO, Joe	8-14	1-3	5-6	3	7	10	0	22	5	5	0	37	
11	GRAYSON, Marquese	2-3	2-2	2-2	0	3	3	4	2	0	0	0	21	
13	NICHOLS, David	1-15	0-1	5-6	1	3	4	3	19	4	6	0	0	
02	ANDREWS, Jamir	0-3	0-2	0-0	0	0	0	0	0	1	0	0	4	
21	LANDS, Jaraan	1-4	0-0	2-4	2	5	7	1	4	1	2	0	0	
24	ENNEMA, Dallas	6-8	4-6	4-5	0	4	4	3	20	1	0	1	23	
30	CHARLES, Travis	2-5	0-0	2-2	2	1	3	3	6	0	1	0	11	
Team														
Totals		30-61	7-14	20-25	12	31	43	22	87	16	15	3	4	
FG % 1st Half:	15-32	46.9%	2nd half:	15-29	51.7%	Game:	30-61	49.2%	3FG % 1st Half:	5-9	55.6%	Game:	7-14	50.0%
FT % 1st Half:	6-8	75.0%	2nd half:	13-17	82.4%	Game:	20-25	80.0%	Deatball					
									Rebounds				3.1	

Penn State 81 • 0-1		Total	3-Ptr	Rebounds		PF		TP	A	To	Bk	Stl	Min	
##	Player	FG-FGA	FG-FGA	FT-FTA	Off	Def	Tot	PF	TP	A	To	Bk	Stl	
11	Stevens, Lamar	2-2	0-0	6-7	0	4	4	3	10	0	1	1	25	
24	Watkins, Mike	5-7	0-0	0-1	2	5	7	3	10	0	4	5	21	
05	Samuel, Terrence	2-5	0-1	0-0	1	2	3	4	0	0	2	2	22	
10	Carr, Tony	5-15	2-6	2-2	0	1	1	0	14	4	2	0	1	
33	Garner, Shep	8-19	3-8	6-6	0	3	3	4	25	4	1	0	38	
00	Banks, Payton	5-11	4-8	0-0	0	3	3	14	1	2	0	0	22	
01	Zemgulis, Davis	0-2	0-2	1-2	0	1	1	1	0	0	0	0	12	
21	Washington, Isaiah	0-0	0-0	0-0	0	0	0	0	0	1	0	1	8	
44	Moore, Julian	0-2	0-0	3-4	0	0	0	2	3	0	1	1	15	
Team														
Totals		27-63	9-25	18-22	6	20	26	23	81	9	12	8	7	
FG % 1st Half:	9-27	33.3%	2nd half:	18-36	50.0%	Game:	27-63	42.9%	3FG % 1st Half:	2-7	28.6%	Game:	7-18	38.9%
FT % 1st Half:	5-7	71.4%	2nd half:	13-15	86.7%	Game:	18-22	81.8%	Deatball					
									Rebounds				2.1	

Score by periods	1st	2nd	Total
Albany	41	46	87
Penn State	25	56	81

Officials: Gene Stenatore, Lewis Garrison, Terry Oglesby  
Technical fouls: Albany-None. Penn State-None.  
Attendance: 6230

## UNIVERSITY PARK, Pa. - Joe Cremo scored 22 points, Dallas Ennema had 20 points and David Nichols added 19 to lead Albany over Penn State 87-81 in the Hall of Fame Tip-Off tournament on Friday night.

Shep Garner made three free throws with 17 seconds left to pull Penn State to 82-79 but Cremo, Ennema and Marquese Grayson combined to hit five free throws to ice the season opener for both teams.

The Great Danes dominated the first half, leading 41-25 at halftime. They defended off Penn State's late rally by controlling the glass and playing opportunistic offense.

Albany pulled down 43 rebounds to Penn State's 26 and scored 20 points off of fast breaks.

Garner scored 17 of Penn State's final 19 points and finished with 20.

## ► POSTGAME NOTES

- Penn State lost its season opener for the first time in the last 12 seasons, and its first under head coach Patrick Chambers who is now 5-1 in season lid-lifters. The Nittany Lions move to 89-31 all-time in season openers and 79-11 in home season openers
- Three players with freshman eligibility started Friday night vs. Albany: Tony Carr, Lamar Stevens and Mike Watkins. It is the first time in program history three rookies have started in the season opener, and the first time at least three freshmen have started in any game since the final three games of the 2007-08 season.
- This is the third straight season opener featuring at least one true freshman in the starting lineup with Josh Reaves starting last season and Shep Garner in 2014-15.
- Four players made their Penn State debut: freshmen Tony Carr, Lamar Stevens and Mike Watkins, along with junior transfer Terrence Samuel.
- Penn State cut the deficit down to 3 (79-82) with 0:17 left in the game but Albany went 5-6 in free throws in those final 17 seconds to close the game out.
- The Lions were outscored 25-41 in the first half, but posted an impressive 56 points in the second half and outscored Albany by 10 in an attempt to comeback. It was the first time Penn State scored at least 50 points in a half since scoring 55 on Dec. 22, 2013 vs Mount St. Mary's.
- Five Nittany Lions finished with double-digit points for the first time since Nov. 24, 2015 vs Radford (5).

## ► GAME 2: PENN STATE 82, DUQUESNE 74

NOV. 13, 2016 | BRYCE JORDAN CENTER

Duquesne 74 • 1-1		Total	3-Ptr	Rebounds		PF		TP	A	To	Bk	Stl	Min	
##	Player	FG-FGA	FG-FGA	FT-FTA	Off	Def	Tot	PF	TP	A	To	Bk	Stl	
45	MIKE, Isahia	3-4	2-2	0-0	1	4	5	2	8	0	0	1	0	
00	LEWIS, Darius	5-13	0-0	2-2	3	1	4	4	12	1	1	0	24	
01	LEWIS II, Mike	6-13	3-8	4-5	0	2	4	19	2	3	0	1	35	
03	SMITH, Tarin	3-15	0-3	2-2	1	5	6	0	8	4	3	0	1	
05	BLACKMAN, Emilie	0-5	0-1	0-0	0	1	1	3	0	2	2	0	1	
02	JAMES, Eric	2-5	1-2	0-0	2	2	4	1	5	0	3	0	1	
04	CASTRO, Rene	1-2	0-1	0-0	1	1	2	2	2	0	3	0	10	
20	SANDERS, Nakyte	1-0	0-0	2-5	1	3	4	3	6	0	0	1	16	
25	LITTLESON, Spencer	2-6	2-5	2-3	1	1	2	8	1	1	0	1	21	
35	ROBINSON, Jordan	2-3	0-0	2-2	1	1	2	1	6	0	0	0	6	
Team														
Totals		26-63	8-22	14-19	14	23	37	22	74	10	18	1	6	
FG % 1st Half:	11-28	39.3%	2nd half:	15-35	42.9%	Game:	26-63	41.3%	3FG % 1st Half:	3-11	27.3%	Game:	9-22	36.4%
FT % 1st Half:	4-7	57.1%	2nd half:	10-12	83.3%	Game:	14-19	73.7%	Deatball					
									Rebounds				4.1	

Penn State 82 • 1-1		Total	3-Ptr	Rebounds		PF		TP	A	To	Bk	Stl	Min
##	Player	FG-FGA	FG-FGA	FT-FTA	Off	Def							



# RECAPS / BOX SCORES

## ▶ GAME 3: PENN STATE 85, GRAND CANYON 76 NOV. 15, 2016 | BRYCE JORDAN CENTER

Grand Canyon 76 • 0-2

#	Player	3-Ptr		Rebounds		PF	TP	A	TO	Bk	Stl	Min			
		FG	FGA	FT	FTA								Off	Def	
23	Clark, Darion	r	5-9	0-0	2-2	3	11	14	3	12	2	2	0	1	30
02	Braun, Joshua	g	6-15	5-10	8-10	1	1	2	25	2	1	2	1	1	40
04	Frayer, Oscar	g	5-15	3-15	3-12	3	13	0	3	0	0	0	1	0	34
10	Carr, Shaq	g	4-12	2-3	0-0	2	3	5	10	5	5	1	0	0	36
42	Martin, Gerard	g	0-3	0-3	0-0	1	2	3	2	0	1	2	0	1	27
09	Aldoo, Fifi	g	0-1	0-1	1-2	0	0	0	1	1	0	0	1	1	4
21	Smith, Kerwin	g	2-4	0-0	0-0	2	1	3	0	4	0	0	0	0	8
24	Vernon, Keonta	g	4-8	0-0	3-4	3	4	7	3	11	1	2	0	0	24
Team					3		20								
Totals			26-67	7-23	17-21	18	26	44	16	76	12	16	3	4	200

FG % 1st Half: 14-31 45.2% 2nd half: 12-36 33.3% Game: 26-67 38.8%  
3FG % 1st Half: 4-11 36.4% 2nd half: 1-12 8.3% Game: 5-23 21.7%  
FT % 1st Half: 9-10 90.0% 2nd half: 8-11 72.7% Game: 17-21 81.0%

Penn State 85 • 2-1

#	Player	3-Ptr		Rebounds		PF	TP	A	TO	Bk	Stl	Min			
		FG	FGA	FT	FTA								Off	Def	
11	Stevens, Lamar	r	7-16	0-2	5-5	3	2	5	4	19	1	1	0	1	25
24	Watkins, Mike	r	4-9	0-0	1-2	4	2	6	3	9	0	1	3	0	22
00	Banks, Payton	g	5-7	3-5	2-2	0	4	4	15	1	1	0	1	18	
10	Carr, Tony	g	3-9	2-3	2-2	0	3	3	10	6	2	1	2	36	
33	Garner, Shep	g	5-13	3-8	1-2	0	5	5	14	3	2	0	2	36	
04	Bostick, Nazeer	g	3-5	0-1	1-1	0	2	2	3	7	1	0	0	17	
05	Samuel, Terrence	g	2-5	0-0	1-2	0	1	1	3	5	7	2	0	26	
44	Moore, Julian	g	3-5	0-0	0-0	4	5	9	1	6	1	2	2	20	
Team					2		13								
Totals			32-69	18-19	13-16	13	25	38	20	85	20	11	6	9	200

FG % 1st Half: 18-38 47.4% 2nd half: 14-31 45.2% Game: 32-69 46.4%  
3FG % 1st Half: 6-14 42.9% 2nd half: 2-5 40.0% Game: 9-19 47.4%  
FT % 1st Half: 6-8 75.0% 2nd half: 7-8 87.5% Game: 13-16 81.3%

Officials: Lamont Simpson, Pat Driscoll, Rob Kueneman  
Technical fouls: Grand Canyon-None, Penn State-None.  
Attendance: 5678

Score by periods	1st	2nd	Total
Grand Canyon	41	35	76
Penn State	48	37	85

## ▶ GAME 4: NO. 1 DUKE 78, PENN STATE 68 NOV. 19, 2016 | MOHEGAN SUN ARENA

Penn State 68 • 2-2

#	Player	3-Ptr		Rebounds		PF	TP	A	TO	Bk	Stl	Min			
		FG	FGA	FT	FTA								Off	Def	
00	Banks, Payton	r	4-11	3-8	2-3	0	2	2	1	13	2	1	0	0	32
11	Stevens, Lamar	r	5-9	0-1	1-2	3	3	6	5	11	1	2	3	1	31
24	Watkins, Mike	r	2-4	0-0	0-0	0	3	3	4	0	0	0	1	10	
10	Carr, Tony	g	8-19	2-6	2-2	1	5	6	20	3	3	0	0	36	
33	Garner, Shep	g	7-14	1-5	0-0	2	1	3	15	3	2	0	0	35	
01	Zemgulis, Davis	g	0-0	0-0	0-0	0	1	1	4	0	0	2	0	8	
04	Bostick, Nazeer	g	0-0	0-0	0-0	0	0	0	0	0	0	0	1	4	
05	Samuel, Terrence	g	1-5	0-1	1-1	1	5	6	3	3	2	2	0	20	
44	Moore, Julian	g	1-2	0-0	0-3	3	1	4	2	2	1	2	0	24	
Team					3		4								
Totals			28-64	6-21	6-11	12	25	37	23	68	12	14	3	0	200

FG % 1st Half: 9-30 30.0% 2nd half: 19-34 55.9% Game: 28-64 43.8%  
3FG % 1st Half: 3-13 23.1% 2nd half: 3-8 37.5% Game: 6-21 28.6%  
FT % 1st Half: 3-5 60.0% 2nd half: 3-6 50.0% Game: 6-11 54.5%

Duke 78 • 3-1

#	Player	3-Ptr		Rebounds		PF	TP	A	TO	Bk	Stl	Min			
		FG	FGA	FT	FTA								Off	Def	
21	Amile Jefferson	r	6-9	0-0	4-10	5	10	15	4	16	0	1	4	0	37
02	Chase Jeter	r	0-0	0-0	1-2	0	0	0	0	1	1	0	0	0	6
03	Grayson Allen	r	4-10	1-6	3-3	0	8	0	12	4	3	0	2	35	
05	Luke Kennard	g	5-16	3-8	2-2	1	3	4	15	3	2	0	1	40	
13	Matt Jones	g	6-8	3-4	0-0	0	1	1	4	15	1	3	0	0	37
12	Javian DeJaurio	g	0-0	0-0	0-0	0	0	0	2	0	0	0	0	3	
15	Frank Jackson	g	6-14	2-6	3-4	2	2	4	2	17	3	2	0	35	
30	Antonio Vrskovic	g	0-0	0-0	2-2	1	2	3	3	2	0	1	0	7	
Team					2		3								
Totals			27-57	9-24	15-23	10	28	38	16	78	12	13	4	3	200

FG % 1st Half: 12-28 42.9% 2nd half: 15-29 51.7% Game: 27-57 47.4%  
3FG % 1st Half: 6-14 42.9% 2nd half: 3-10 30.0% Game: 9-24 37.5%  
FT % 1st Half: 6-11 54.5% 2nd half: 9-12 75.0% Game: 15-23 65.2%

Officials: Ron Tyburski, DJ Carstensen, Larry Scrotto  
Technical fouls: Penn State-None, Duke-None.  
Attendance:

Score by periods	1st	2nd	Total
Penn State	24	44	68
Duke	36	42	78

## ▶ GAME 5: NO. 24 CINCINNATI 71, PENN STATE 50 NOV. 20, 2016 | MOHEGAN SUN ARENA

Cincinnati 71 • 3-1

#	Player	3-Ptr		Rebounds		PF	TP	A	TO	Bk	Stl	Min			
		FG	FGA	FT	FTA								Off	Def	
11	CLARK, Gary	r	4-4	1-1	0-0	2	4	6	4	9	2	1	2	3	20
24	WASHINGTON, Kyle	r	7-16	0-0	2-2	3	14	17	3	16	2	4	1	0	34
01	EVANS, Jacob	g	5-7	2-4	2-2	2	3	5	2	14	0	3	0	2	29
10	CAUPAIN, Troy	g	5-13	1-5	1-2	0	3	3	1	12	4	1	0	0	29
25	JOHNSON, Kevin	g	1-4	1-3	0-2	0	1	1	1	3	1	1	0	2	25
09	MOORE, Quadri	g	1-1	0-0	0-0	0	0	0	1	2	0	0	0	1	16
03	JENIFER, Justin	g	1-4	1-2	0-1	0	1	1	1	3	1	1	0	0	23
13	SCOTT, Tre	g	0-6	0-0	0-0	2	1	3	1	10	1	0	1	0	18
33	BROOKS, Nystier	g	5-2	0-0	0-0	0	1	1	2	0	0	1	0	1	4
34	CUMBERLAND, Jarron	g	1-3	0-2	0-1	0	1	1	0	2	3	0	0	1	12
Team					1		2								
Totals			30-60	6-17	5-10	10	30	40	16	71	14	14	4	9	200

FG % 1st Half: 16-27 59.3% 2nd half: 14-33 42.4% Game: 30-60 50.0%  
3FG % 1st Half: 2-7 28.6% 2nd half: 4-10 40.0% Game: 6-17 35.3%  
FT % 1st Half: 0-0 0.0% 2nd half: 5-6 83.3% Game: 5-10 50.0%

Penn State 50 • 2-3

#	Player	3-Ptr		Rebounds		PF	TP	A	TO	Bk	Stl	Min			
		FG	FGA	FT	FTA								Off	Def	
00	Banks, Payton	r	1-7	0-5	0-0	0	0	0	3	2	1	0	0	0	27
11	Stevens, Lamar	r	2-5	0-0	4-4	0	2	2	8	0	3	0	1	20	
24	Watkins, Mike	r	2-2	0-0	1-2	2	9	11	0	5	0	2	2	1	29
10	Carr, Tony	g	3-9	0-2	4-4	1	1	2	4	10	4	1	0	1	33
33	Garner, Shep	g	7-16	4-11	2-2	0	3	3	20	1	3	0	2	35	
01	Zemgulis, Davis	g	0-2	0-0	0-0	0	0	0	0	0	0	0	0	8	
04	Bostick, Nazeer	g	1-5	0-1	0-0	0	3	3	2	3	2	3	0	0	19
05	Samuel, Terrence	g	0-0	0-0	0-0	0	0	0	0	0	0	2	0	0	12
21	Washington, Isaiah	g	1-1	0-0	0-0	0	1	1	0	1	0	0	0	0	6
44	Moore, Julian	g	0-0	0-0	0-0	0	2	2	0	0	0	2	0	0	11
Team					0		2								
Totals			17-49	5-20	11-12	3	23	26	15	50	8	19	2	5	200

FG % 1st Half: 6-21 28.6% 2nd half: 11-28 39.3% Game: 17-49 34.7%  
3FG % 1st Half: 2-10 20.0% 2nd half: 3-10 30.0% Game: 5-20 25.0%  
FT % 1st Half: 5-6 83.3% 2nd half: 6-6 100.0% Game: 11-12 91.7%

Officials: Brian Dorsey, Ron Tyburski, Larry Scrotto  
Technical fouls: Cincinnati-None, Penn State-None.  
Attendance:

Score by periods	1st	2nd	Total
Cincinnati	34	37	71
Penn State	19	31	50

**UNIVERSITY PARK, Pa.** - Lamar Stevens scored 19 points, Payton Banks added 15 and Shep Garner chipped in 14 points to lead Penn State to an 85-76 victory over Grand Canyon in the Hall of Fame Tip-Off Tournament on Tuesday night.

Penn State used a 28-18 run to build a 48-41 halftime lead. That evaporated within the first five minutes of the second half. In that span, the Nittany Lions went 0-for-9 from the field as Grand Canyon jumped back in front.

The Nittany Lions (2-1) put together an impressive 13-7 run in which Banks and Stevens combined for all 13 points. Stevens tipped in a rebound with 6:06 left to put Penn State up 75-63 for its biggest lead of the game.

Joshua Braun made 5 of 10 3-pointers and led Grand Canyon (0-2) with 25 points. Oscar Frayer, Darion Clark, Keonta Vernon and Shaq Carr also finished in double figures for the Antelopes with 13, 12, 11 and 10 points, respectively.

### ▶ POSTGAME NOTES

- Penn State started Tony Carr, Shep Garner, Payton Banks, Lamar Stevens and Mike Watkins for the second-consecutive game Tuesday night. The lineup is 2-0 on the season.
- Penn State scored 85 points total, a season-high for the 2016-17 season.
- This is the third-consecutive game that the Nittany Lions scored 80+ points. The last time the Nittany Lions scored 80



# RECAPS / BOX SCORES

## ▶ GAME 6: PENN STATE 72, COLGATE 59

NOV. 23, 2016 | BRYCE JORDAN CENTER

Colgate 59 • 1-3		Total	3-Pr	Rebounds	Off	Def	TP	PF	TP	A	TO	Bk	Stl	Min
##	Player	FG-FGA	FG-FGA	FT-FTA	Off	Def	TP	PF	TP	A	TO	Bk	Stl	Min
14	Rivard, Tom	2-5	2-3	0-0	1	2	3	6	1	1	0	0	23	
15	Swooshire, Jordan	3-8	2-4	0-0	1	2	3	1	8	2	0	1	25	
05	Reisford, Malcolm	0-2	0-0	0-2	1	8	9	3	0	1	6	0	18	
00	O'Brien, Sean	3-6	1-2	2-2	0	0	3	9	4	4	0	1	38	
25	Koboson, Jordan	2-7	0-2	0-0	0	5	5	4	0	1	2	0	27	
02	Harris, Nathan	0-1	0-0	0-0	0	1	1	0	0	0	0	0	5	
10	Rayman, Will	10-16	5-8	3-4	0	2	3	28	1	2	0	1	31	
12	Bakt, Dana	1-2	0-0	0-0	0	2	2	2	0	0	1	1	14	
30	Amiel, Francisco	0-4	0-2	2-2	0	2	2	1	2	2	0	3	19	
Team		1-8		4		1		1		1		1		
Totals		21-51	10-21	7-10	4	27	31	19	59	11	17	4	6	200
FG % 1st Half: 8-23 34.8%		2nd half: 13-28 46.4%		Game: 21-51 41.2%		Deadball		Rebounds		2				
3FG % 1st Half: 5-9 55.6%		2nd half: 5-12 41.7%		Game: 10-21 47.6%										
FT % 1st Half: 2-2 100.0%		2nd half: 5-8 62.5%		Game: 7-10 70.0%										

Penn State 72 • 3-3		Total	3-Pr	Rebounds	Off	Def	TP	PF	TP	A	TO	Bk	Stl	Min
##	Player	FG-FGA	FG-FGA	FT-FTA	Off	Def	TP	PF	TP	A	TO	Bk	Stl	Min
00	Banks, Payton	6-12	4-9	4-5	0	2	2	0	20	0	0	0	2	28
11	Stevens, Lamar	0-6	0-0	0-0	1	1	2	3	0	1	0	0	12	
24	Watkins, Mike	2-8	0-0	0-0	3	4	7	1	4	3	0	1	21	
10	Carr, Tony	4-9	2-2	4-5	1	6	7	1	14	2	3	0	1	28
33	Garner, Shep	3-9	3-7	1-2	1	3	4	1	10	4	1	0	0	25
03	Zemgulis, Davis	1-5	1-4	0-0	0	3	3	2	0	0	0	0	18	
09	BOLDEN, Jordan	4-7	1-2	7-8	1	4	5	3	16	3	0	0	23	
23	Reaves, Josh	2-7	0-2	1-4	4	0	4	2	5	1	2	0	1	17
44	Moore, Julian	0-2	0-0	0-0	3	2	5	0	1	2	2	0	18	
Team		2-4		1		1		1		1		1		
Totals		22-65	11-26	17-21	16	27	43	13	72	14	9	3	6	200
FG % 1st Half: 10-36 27.8%		2nd half: 12-29 41.4%		Game: 22-65 33.8%		Deadball		Rebounds		4				
3FG % 1st Half: 6-15 40.0%		2nd half: 5-11 45.5%		Game: 11-26 42.3%										
FT % 1st Half: 4-5 80.0%		2nd half: 13-16 81.3%		Game: 17-21 81.0%										

Officials: Gene Storer, Steve McKinrick, Kelly Pfeifer  
Technical fouls: Colgate-None, Penn State-None.  
Attendance: 5112

Score by periods	1st	2nd	Total
Colgate	23	36	59
Penn State	30	42	72

## ▶ GAME 7: PENN STATE 74, GEO. WASHINGTON 68

NOV. 26, 2016 | CHARLES E. SMITH CENTER

Penn State 74 • (4-3)		Total	3-Pr	Rebounds	Off	Def	TP	PF	TP	A	TO	Bk	Stl	Min
##	Player	FG-FGA	FG-FGA	FT-FTA	Off	Def	TP	PF	TP	A	TO	Bk	Stl	Min
00	Banks, Payton	1-4	1-3	0-0	0	0	0	4	3	2	2	1	0	18
11	Stevens, Lamar	7-11	0-0	4-4	1	6	7	3	18	3	4	2	0	27
24	Watkins, Mike	7-14	0-0	6-7	3	5	8	0	20	1	4	1	31	
10	Carr, Tony	3-8	1-1	5-6	1	6	6	2	12	5	2	0	2	35
33	Garner, Shep	2-8	2-5	4-4	1	0	1	0	10	2	3	0	1	36
03	Zemgulis, Davis	1-3	1-3	0-0	0	1	1	1	3	1	2	0	0	8
05	Samuel, Terrence	1-3	0-1	0-0	0	2	2	0	2	1	0	0	14	
23	Reaves, Josh	1-4	0-0	1-1	1	7	8	3	2	2	0	0	2	23
44	Moore, Julian	2-5	0-0	0-0	2	2	4	3	4	0	0	0	8	
Team		2-2		2		1		1		1		1		
Totals		25-60	5-13	19-22	10	29	39	16	74	17	15	7	6	200
FG % 1st Half: 10-30 33.3%		2nd half: 15-30 50.0%		Game: 25-60 41.7%		Deadball		Rebounds		0				
3FG % 1st Half: 2-6 33.3%		2nd half: 3-7 42.9%		Game: 5-13 38.5%										
FT % 1st Half: 1-2 50.0%		2nd half: 18-20 90.0%		Game: 19-22 86.4%										

George Washington 68 • (3-3)		Total	3-Pr	Rebounds	Off	Def	TP	PF	TP	A	TO	Bk	Stl	Min
##	Player	FG-FGA	FG-FGA	FT-FTA	Off	Def	TP	PF	TP	A	TO	Bk	Stl	Min
00	STEEVES, Patrick	1-6	0-3	2-2	2	3	5	2	4	3	1	0	1	31
11	TORO, Arnaldo	1-1	0-0	0-0	0	5	5	0	2	0	1	1	0	14
34	CAVANAGH, Tyler	4-9	1-4	6-6	2	4	4	15	3	5	1	1	27	
23	SINA, Jaren	5-9	3-6	0-0	0	2	2	13	2	0	0	2	37	
30	HART, Matt	3-8	1-4	1-2	1	3	4	3	8	2	3	0	1	23
03	BOLDEN, Jair	1-2	0-0	0-0	1	0	1	0	2	0	0	0	7	
14	ROLAND, Jordan	4-11	0-5	3-4	0	3	3	11	3	1	0	1	24	
35	SMITH, Collin	4-8	0-2	3-4	0	5	5	1	11	1	2	4	1	27
40	MARFO, Kevin	1-2	0-0	0-2	4	0	4	1	2	0	0	1	10	
Team		1-1		1		1		1		1		1		
Totals		24-56	5-24	15-20	7	28	35	16	68	14	15	7	7	200
FG % 1st Half: 12-24 50.0%		2nd half: 12-32 37.5%		Game: 24-56 42.9%		Deadball		Rebounds		1				
3FG % 1st Half: 1-7 14.3%		2nd half: 4-17 23.5%		Game: 5-24 20.8%										
FT % 1st Half: 7-12 58.3%		2nd half: 8-8 100.0%		Game: 15-20 75.0%										

Officials: Brian Dorsey, Nate Green, Edwin Young  
Technical fouls: Penn State-None, George Washington-MARFO, Kevin.  
Attendance: 2378

Score by periods	1st	2nd	Total
Penn State	23	51	74
George Washington	32	36	68

**WASHINGTON** - Penn State's youth movement is starting to pay dividends. Redshirt freshman Mike Watkins scored a career-high 20 points and added eight rebounds and four blocks to lead the Nittany Lions to a 74-68 victory at George Washington on Saturday.

Fellow freshman Lamar Stevens had 18 points for Penn State (4-3), which erased a nine-point halftime deficit. Freshman Tony Carr had 12 points.

George Washington committed 15 turnovers, leading to 14 Penn State points. It also struggled from the perimeter, shooting 5 of 24 on its 3-point attempts.

The Colonials (3-3) played without junior guard Yuta Watanabe, who sat out with a lower leg injury suffered in practice. Watanabe's 13.4 points per game rank second on the team.

### ▶ POSTGAME NOTES

- The Nittany Lions have now won back-to-back games
- Penn State ended George Washington's 27-game non-conference home winning streak. The Colonials' previous nonleague setback at Smith Center was a 65-62 loss to Kansas State on Dec. 8, 2012.
- Penn State opened the second half on a 15-2 run, taking the lead for good on junior Payton Banks' 3-pointer with 15:52 to play.
- The Nittany Lions converted 15 GW turnovers into 14 points.
- The Colonials shot 5 of 24 (20.8%) from behind the arc, a season low for a Penn State opponent to date
- Mike Watkins' 20 points are a career high and marks the fourth 20-plus point game by a Penn State freshman this season. Tony Carr has done so twice, Lamar Stevens once.

## ▶ GAME 8: PENN STATE 67, GEORGIA TECH 60

NOV. 29, 2016 | BRYCE JORDAN CENTER

Georgia Tech 60 • 4-2		Total	3-Pr	Rebounds	Off	Def	TP	PF	TP	A	TO	Bk	Stl	Min
##	Player	FG-FGA	FG-FGA	FT-FTA	Off	Def	TP	PF	TP	A	TO	Bk	Stl	Min
12	Stephens, Quinton	5-11	0-0	0-0	1	10	11	0	13	2	2	1	1	38
44	Lammers, Ben	6-12	0-0	0-0	3	7	10	5	12	2	3	4	2	35
00	Moore, Justin	3-5	0-0	0-0	1	0	1	1	6	4	4	1	0	30
09	Okogie, Josh	5-21	2-4	1-2	2	1	3	1	3	1	1	0	1	27
30	Heyward, Corey	0-0	0-0	0-0	0	0	0	1	0	4	2	0	0	13
03	Jackson, Tadic	2-9	1-3	2-3	0	2	2	2	7	3	2	0	0	24
11	Matthews, Christian	1-1	0-0	0-0	0	2	2	1	7	3	0	2	2	26
24	Obodona, Sylvester	0-0	0-0	0-0	0	0	0	0	0	0	0	0	0	0
32	McCormick, Kellen	0-0	0-0	0-0	0	0	0	0	0	0	0	0	0	0
34	Guey, Abdoulaye	0-2	0-0	0-0	4	2	6	0	0	0	2	0	0	4
Team		5-3		8		1		1		1		1		
Totals		24-66	7-16	5-7	16	27	43	16	60	15	17	8	6	200
FG % 1st Half: 11-33 33.3%		2nd half: 13-33 39.4%		Game: 24-66 36.4%		Deadball		Rebounds		1				
3FG % 1st Half: 3-7 42.9%		2nd half: 4-9 44.4%		Game: 7-16 43.8%										
FT % 1st Half: 3-3 100.0%		2nd half: 2-4 50.0%		Game: 5-7 71.4%										

Penn State 67 • 5-3		Total	3-Pr	Rebounds	Off	Def	TP	PF	TP	A	TO	Bk	Stl	Min
##	Player	FG-FGA	FG-FGA	FT-FTA	Off	Def	TP	PF	TP	A	TO	Bk	Stl	Min
00	Banks, Payton	2-6	0-3	0-0	0	1	1	1	4	3	1	0	0	22
11	Stevens, Lamar	5-10	0-0	0-0	3	6	9	1	10	3	1	0	2	32
24	Watkins, Mike	5-8	0-0	2-4	4	8	12	2	12	0	0	5	0	26
10	Carr, Tony	1-9	0-1	2-2	1	2	3	1	4	3	2	0	3	20
33	Garner, Shep	6-14	2-2	2-2	2	2	2	1	17	4	2	1	31	
03	Samuel, Terrence	1-4	0-0	4-6	0	2	2	1	6	0	1	1	0	11
23	Reaves, Josh	4-7	1-3	0-0	1	4	5	3	9	1	2	1	4	25
44														

# RECAPS / BOX SCORES

## ▶ GAME 9: PENN STATE 72, WRIGHT STATE 50 DEC. 3, 2016 | BRYCE JORDAN CENTER

Wright State 50 • 6-3		Total		3-Pr		Rebounds		PF		TP		A TO Bk Stl		Min	
#	Player	FG	FGA	FT	FTA	Off	Def	Tot	PF	TP	A	To	Bk	Stl	Min
00	DAVIS, Steven	3-12	3-5	0-0	2	1	3	0	9	1	2	0	2	0	29
01	MITCHELL, Justin	3-10	0-1	3-5	1	10	11	4	9	0	3	0	0	0	28
04	LA TULIP, Mike	1-5	1-4	0-0	1	1	3	3	2	0	0	0	1	18	
11	BENZINGER, Grant	2-10	0-3	0-0	2	4	6	3	4	0	1	0	2	24	
25	ALSTORK, Mark	3-18	2-5	7-7	2	3	5	15	1	7	0	1	29	36	
02	HUGHES, Mark	1-4	0-3	0-0	0	3	3	1	2	1	3	0	0	25	
04	VEST, Alan	0-1	0-1	0-0	1	1	2	0	0	2	0	0	0	11	
12	WILBURN, Tye	0-0	0-0	0-0	1	2	3	0	0	0	0	0	1	4	
22	ERNSTHAUSEN, Parker	2-3	0-0	2-3	3	3	3	2	6	0	1	1	1	20	
33	CUSTER, Ryan	1-3	0-1	0-0	1	0	1	0	2	1	0	0	0	12	
	Team		1	2	3										
Totals		16-66	12-23	14	27	41	16	50	8	17	1	10	20		

FG % 1st Half: 7-31 22.6% 2nd Half: 9-35 25.7% Game: 16-66 24.2%  
 3FG % 1st Half: 3-9 33.3% 2nd Half: 3-14 21.4% Game: 6-23 26.1%  
 FT % 1st Half: 9-9 100.0% 2nd Half: 3-6 50.0% Game: 12-15 80.0%

## Penn State 72 • 6-3

Penn State 72 • 6-3		Total		3-Pr		Rebounds		PF		TP		A TO Bk Stl		Min	
#	Player	FG	FGA	FT	FTA	Off	Def	Tot	PF	TP	A	To	Bk	Stl	Min
00	Banks, Payton	5-10	3-6	2-4	1	2	3	1	15	0	1	0	0	24	
11	Stevens, Lamar	6-14	0-0	0-0	1	7	8	0	12	2	0	1	0	28	
24	Watkins, Mike	1-3	0-0	6-6	3	6	9	4	8	0	2	8	1	20	
10	Carr, Tony	1-5	0-3	1-2	1	11	12	3	5	4	0	1	0	27	
33	Garner, Shep	7-12	3-7	0-0	0	2	2	17	3	3	0	0	2	29	
01	Zemouli, Davis	0-2	0-1	0-0	1	0	1	0	0	0	1	0	0	6	
05	Samuel, Terrence	2-5	0-1	1-2	0	0	0	3	5	1	0	0	0	17	
20	Zhao, Alex	0-2	0-1	0-0	1	0	1	0	0	0	0	0	0	2	
21	Washington, Isaiah	0-0	0-0	0-0	0	0	0	0	0	0	0	0	0	4	
22	Hazle, Grant	0-0	0-0	0-0	0	0	0	0	0	0	0	0	0	0	
23	Reaves, Josh	3-6	1-1	5-6	2	2	4	12	1	2	2	0	25	25	
44	Moore, Julian	0-1	0-0	0-0	0	3	3	0	3	0	3	1	1	18	
	Team														
Totals		25-60	7-20	15-20	9	38	47	19	72	15	6	10	20		

FG % 1st Half: 10-29 34.5% 2nd Half: 15-31 48.4% Game: 25-60 41.7%  
 3FG % 1st Half: 3-10 30.0% 2nd Half: 4-10 40.0% Game: 7-20 35.0%  
 FT % 1st Half: 6-10 60.0% 2nd Half: 9-10 90.0% Game: 15-20 75.0%

Officials: Glenn Mayborg, Ron Tyburnski, Andy O'Brien  
 Technical fouls: Wright State-None, Penn State-None  
 Attendance: 6227

Score by periods	1st	2nd	Total
Wright State	26	24	50
Penn State	29	43	72

Last FG - WSU 2nd-00:22, PSU 2nd-03:25  
 Largest lead - WSU None, PSU by 27, 2nd-04:02  
 WSU led for 00:00, PSU led for 39:04, Game was tied for 00:56.

## ▶ GAME 10: GEORGE MASON 85, PENN STATE 66 DEC. 7, 2016 | BRYCE JORDAN CENTER

George Mason 85 • 7-3		Total		3-Pr		Rebounds		PF		TP		A TO Bk Stl		Min	
#	Player	FG	FGA	FT	FTA	Off	Def	Tot	PF	TP	A	To	Bk	Stl	Min
31	JENKINS, Jalen	6-8	0-0	3-6	2	0	2	3	15	1	4	0	1	21	
03	KIER, Justin	2-6	0-0	1-2	1	10	11	2	3	1	0	0	0	32	
04	LIVINGSTON, Otis	5-12	2-6	6-6	0	3	3	18	3	18	3	0	2	34	
05	GRAYES, Jaire	3-9	1-3	2-2	0	4	4	3	9	0	3	1	1	27	
22	MOORE, Marquise	11-18	0-0	3-3	1	12	13	25	5	2	0	3	36	36	
02	MURRELL, Kameron	0-0	0-0	0-0	0	0	0	0	0	0	0	0	0	0	
10	NEWMAN, Karmart	2-5	1-3	0-0	0	2	1	5	0	2	0	0	0	16	
14	RELVAD, Daniel	0-1	0-0	0-0	0	2	2	0	0	0	2	1	8	11	
15	DIXON, Danny	0-0	0-0	0-0	0	0	0	0	0	0	0	0	0	1	
32	BOYD, Ian	3-4	1-2	1-1	2	0	2	2	8	0	0	0	0	15	
	Team														
Totals		32-63	6-14	16-20	10	34	44	18	85	12	13	3	9	200	

FG % 1st Half: 15-32 46.9% 2nd Half: 17-31 54.8% Game: 32-63 50.8%  
 3FG % 1st Half: 2-7 28.6% 2nd Half: 3-7 42.9% Game: 5-14 35.7%  
 FT % 1st Half: 5-7 71.4% 2nd Half: 11-13 84.6% Game: 16-20 80.0%

## Penn State 66 • 4-4

Penn State 66 • 4-4		Total		3-Pr		Rebounds		PF		TP		A TO Bk Stl		Min	
#	Player	FG	FGA	FT	FTA	Off	Def	Tot	PF	TP	A	To	Bk	Stl	Min
00	Banks, Payton	7-17	5-12	2-2	0	0	0	1	21	0	1	0	0	29	
11	Stevens, Lamar	4-7	0-0	5-6	2	6	8	1	13	4	2	2	33	33	
24	Watkins, Mike	3-6	0-0	2-3	1	3	4	3	8	0	2	2	0	18	
10	Carr, Tony	1-5	1-3	0-0	1	1	2	4	3	1	3	0	0	15	
33	Garner, Shep	4-14	2-9	3-4	0	3	3	13	3	1	0	2	34	34	
01	Zemouli, Davis	0-0	0-0	0-0	0	0	0	0	0	0	0	0	0	4	
04	Bostick, Nazeer	0-0	0-0	0-0	0	0	0	0	0	0	0	0	0	1	
05	Samuel, Terrence	2-3	2-2	0-1	0	3	3	1	6	5	1	0	1	24	
21	Washington, Isaiah	0-0	0-0	0-0	0	0	0	0	0	0	0	0	0	1	
23	Reaves, Josh	1-5	0-2	0-0	1	3	2	2	1	1	1	0	24	24	
44	Moore, Julian	0-4	0-0	0-0	2	1	2	0	2	1	0	2	1	17	
	Team														
Totals		22-61	10-28	12-16	7	22	29	17	66	14	13	6	5	200	

FG % 1st Half: 12-28 42.9% 2nd Half: 10-33 30.3% Game: 22-61 36.1%  
 3FG % 1st Half: 7-14 50.0% 2nd Half: 3-14 21.4% Game: 10-28 35.7%  
 FT % 1st Half: 7-10 70.0% 2nd Half: 5-6 83.3% Game: 12-16 75.0%

Officials: Gene Saterator, D.J. Carstensen, Edwin Young  
 Technical fouls: George Mason-None, Penn State-None  
 Attendance: 5694

Score by periods	1st	2nd	Total
George Mason	37	48	85
Penn State	28	28	66

Last FG - MASON 2nd-01:18, PSU 2nd-01:45  
 Largest lead - MASON by 19 2nd-01:18, PSU by 5 1st-17:45  
 MASON led for 27:32, PSU led for 08:37, Game was tied for 03:51.

## ▶ POSTGAME NOTES

- Penn State moved to 6-4 in the 2016-17 season with the 85-66 loss to George Mason (7-3).
- Penn State started Payton Banks, Tony Carr, Shep Garner, Lamar Stevens, and Mike Watkins against George Mason on Wednesday. PSU started the lineup for the ninth time in 2016, making the group 6-3 when taking the floor to begin the game.
- The loss ended a four-game win streak for the Nittany Lions.
- Payton Banks, Lamar Stevens, and Shep Garner all scored in the double-digits. Banks posted the team-high of 21 points.
- The game against George Mason is the seventh time these men's basketball programs are facing each other. With the win, PSU's record now stands at 6-1 against the Patriots.
- Head coach Patrick Chambers now sits at 0-1 in meetings against George Mason.
- Following the game with George Mason, Penn State's record against current Atlantic 10 conference opponents is 117-80.
- Payton Banks scored a career-high of five three-pointers. He ended the game with a season-high 21 points.
- It is the second 20-plus scoring output of the season for Banks and fourth of his career.

## ▶ GAME 11: PITT 81, PENN STATE 73 DEC. 10, 2016 | PRUDENTIAL CENTER

Penn State 73 • 6-5		Total		3-Pr		Rebounds		PF		TP		A TO Bk Stl		Min	
#	Player	FG	FGA	FT	FTA	Off	Def	Tot	PF	TP	A	To	Bk	Stl	Min
11	Stevens, Lamar	1-10	0-0	6-6	3	2	5	3	8	4	1	1	0	32	
24	Watkins, Mike	7-11	0-0	3-4	3	12	15	2	17	0	1	2	0	28	
10	Carr, Tony	4-14	0-4	5-6	1	3	4	3	13	2	2	0	1	31	
23	Reeves, Josh	4-8	0-2	0-0	2	4	6	4	8	3	2	0	3	28	
33	Garner, Shep	3-10	3-9	3-4	0	2	2	4	12	2	2	0	2	32	
00	Banks, Payton	4-8	3-6	2-2	2	2	4	3	13	3	2	0	0	25	
01	Zemouli, Davis	0-0	0-0	0-0	0	0	0	0	1	0	0	0	0	2	
04	Bostick, Nazeer	1-3	0-1	0-0	0	0	0	0	1	0	0	0	0	6	
05	Samuel, Terrence	0-2	0-0	0-0	0	1	1	0	0	0	1	0	0	9	
44	Moore, Julian	0-1	0-0	0-0	0	0	0	0	1	0	0	0	0	7	
	Team														
Totals		24-67	6-22	19-22	14	27	41	22	73	14	12	4	6	200	

FG % 1st Half: 7-27 25.9% 2nd Half: 17-40 42.5% Game: 24-67 35.8%  
 3FG % 1st Half: 3-10 30.0% 2nd Half: 3-12 25.0% Game: 6-22 27.3%  
 FT % 1st Half: 5-6 83.3% 2nd Half: 14-16 87.5% Game: 19-22 86.4%

## Pittsburgh 81 • 8-2

Pittsburgh 81 • 8-2		Total		3-Pr		Rebounds		PF		TP		A TO Bk Stl		Min	
#	Player	FG	FGA	FT	FTA	Off	Def	Tot	PF	TP	A	To	Bk	Stl	Min
02	Michael Young	8-17	2-4	11-14	1	8	9	2	29	2	1	0	0	32	
21	Sheldon Jeter	2-9	2-3	2-2	3	7	10	3	8	3	1	5	1	30	
10	Jamel Artis	5-12	3-5	3-4	1	7	8	2	16	5	8	1	0	34	
12	Chris Jones	4-7	0-0	1-2	0	1	1	4	9	0	0	1	0	26	
23	Cameron Johnson	4-10	2-7												

# RECAPS / BOX SCORES

## ▶ GAME 12: PENN STATE 92, ST. JOHN'S 76 DEC. 18, 2016 | MADISON SQUARE GARDEN

PENN STATE 92		ST. JOHN'S 76										
##	Player	Total	3-Pr	Rebounds	PF	TP	A	TO	Bk	Stl	Min	
		FG-FGA	FG-FGA	FT-FTA	Off	Def						
11	Stevens, Lamar	2-5	0-0	5-8	3	1	4	4	2	0	17	
23	Reaves, Josh	6-9	0-2	1-1	1	1	5	6	3	13	5	
24	Watkins, Mike	6-10	0-0	3-5	4	9	13	2	15	4	2	
10	Carr, Tony	4-10	2-3	3-4	1	3	4	0	13	6	4	
33	Garner, Shep	7-12	6-9	1-1	3	4	5	21	3	5	0	
00	Banks, Payton	6-13	5-9	0-0	0	3	3	17	3	2	0	
05	Samuel, Terrence	1-3	0-0	2-4	0	2	2	4	0	1	0	
21	Washington, Isaiah	0-0	0-0	0-0	0	0	1	0	0	0	0	
44	Moore, Julian	0-2	0-0	0-0	0	1	1	0	0	0	1	
Team		5-16		1-6		1-1		1-1		1-3		
Totals		32-64	13-23	15-23	15	28	43	20	92	23	21	3
FG % 1st Half: 18-37 48.6%		2nd half: 14-27 51.9%		Game: 32-64 50.0%		Deaball		Rebounds		3		
3FG % 1st Half: 9-14 64.3%		2nd half: 4-9 44.4%		Game: 13-23 56.5%								
FT % 1st Half: 7-10 70.0%		2nd half: 8-13 61.5%		Game: 15-23 65.2%								

ST. JOHN'S 76		PENN STATE 92									
##	Player	Total	3-Pr	Rebounds	PF	TP	A	TO	Bk	Stl	Min
		FG-FGA	FG-FGA	FT-FTA	Off	Def					
00	ELLISON, MALIK	8-11	5-6	1-1	0	1	1	22	3	3	0
01	AHMED, BASHIR	2-9	1-2	1-1	1	2	3	0	6	0	0
14	YAKWE, KASSIOM	3-6	0-0	2-3	4	3	7	4	8	3	1
02	PONDS, SHAMORIE	3-17	2-7	4-6	1	4	5	3	12	4	3
15	LOVETT, MARCUS	3-9	0-3	4-4	0	2	2	1	10	1	6
04	MUSSINI, FEDERICO	1-4	0-3	0-0	0	2	2	0	2	0	0
03	CHAVIS, MARCO	0-3	0-0	3-5	6	5	11	5	11	3	1
20	FREDENBERG, RICCHAR	1-4	1-3	2-2	2	2	4	5	1	0	0
45	WILLIAMS, DARREN	0-0	0-0	0-0	0	0	0	0	0	0	0
Team		25-67		9-24		17-23		18		22	
Totals		32-64	13-23	15-23	15	28	43	20	92	23	21
FG % 1st Half: 9-29 31.0%		2nd half: 16-38 42.1%		Game: 25-67 37.3%		Deaball		Rebounds		1	
3FG % 1st Half: 4-14 28.6%		2nd half: 5-10 50.0%		Game: 9-24 37.5%							
FT % 1st Half: 7-12 58.3%		2nd half: 10-10 100.0		Game: 17-22 77.3%							

Officials: Joe Lindsay, Brian O'Connell, Bill Covington  
 Technical fouls: PENN STATE-None, ST. JOHN'S-None.  
 Attendance: 12,000  
 2016 Advanced Auto Parts Holiday Festival  
 Score by periods: 1st 2nd Total  
 PENN STATE 52 40 92  
 ST. JOHN'S 29 47 76  
 Last FG - PSU 2nd-00:59, SJU 2nd-00:48.  
 Largest lead - PSU by 27 1st-17:52, SJU by 7 1st-09:47.  
 PSU led for 27:47, SJU led for 09:01. Game was tied for 02:39.

## ▶ GAME 13: PENN STATE 96, MORGAN STATE 55 DEC. 21, 2016 | BRYCE JORDAN CENTER

Morgan State 55 • 3-8		PENN STATE 96 • 8-5									
##	Player	Total	3-Pr	Rebounds	PF	TP	A	TO	Bk	Stl	Min
		FG-FGA	FG-FGA	FT-FTA	Off	Def					
21	Thomas, Kyle	4-18	4-10	2-2	1	8	9	2	14	1	3
22	Carr, Phillip	6-11	0-0	7-8	0	4	4	3	19	0	1
32	Syfax, David	1-7	1-3	2-2	0	4	4	1	5	2	5
44	Byers, Tyshai	0-0	0-0	0-0	0	1	1	4	0	0	2
02	Cameron, Martez	2-4	0-0	1-3	0	3	2	5	2	5	0
00	Davis, Stanley	1-5	0-0	0-0	1	2	3	2	1	0	1
01	Graess, Isaiah	1-3	0-1	2-2	0	1	1	4	0	0	0
10	Gillespie, Antonio	0-3	0-3	0-0	0	2	2	0	1	0	0
12	Ennis, Alex	3-5	0-0	0-0	3	2	5	1	6	0	1
Team		10-31		1-1		1-1		1-1		1-2	
Totals		18-56	5-17	14-17	5	27	32	19	55	8	17
FG % 1st Half: 11-31 35.5%		2nd half: 7-25 28.0%		Game: 18-56 32.1%		Deaball		Rebounds		0	
3FG % 1st Half: 4-8 50.0%		2nd half: 1-9 11.1%		Game: 5-17 29.4%							
FT % 1st Half: 3-5 60.0%		2nd half: 11-12 91.7%		Game: 14-17 82.4%							

PENN STATE 96 • 8-5		MORGAN STATE 55 • 3-8									
##	Player	Total	3-Pr	Rebounds	PF	TP	A	TO	Bk	Stl	Min
		FG-FGA	FG-FGA	FT-FTA	Off	Def					
11	Stevens, Lamar	8-11	0-0	4-5	6	2	8	2	20	1	0
24	Watkins, Mike	4-9	0-0	2-3	3	5	8	1	10	1	3
10	Carr, Tony	3-9	1-4	4-4	0	10	12	1	8	3	0
23	Reaves, Josh	3-6	0-0	0-0	1	3	4	3	6	1	1
33	Garner, Shep	3-9	2-6	2-2	0	2	2	1	10	3	0
00	Banks, Payton	4-11	3-8	0-0	0	4	4	2	11	3	1
01	Zengulus, Davion	1-1	0-0	0-0	1	0	1	2	2	0	0
04	Bostick, Nazeer	1-3	0-1	2-2	0	1	3	4	0	0	0
05	Samuel, Terrence	3-5	1-2	2-2	0	2	2	9	2	0	0
20	Zhao, Alex	0-0	0-0	0-0	0	0	0	0	0	0	0
21	Washington, Isaiah	0-3	0-3	1-2	0	1	1	1	0	0	0
22	Hazle, Grant	1-1	0-0	0-0	0	0	0	0	2	0	0
44	Moore, Julian	3-5	0-0	4-4	1	6	7	0	10	0	2
Team		1-0		1-1		1-1		1-1		1-1	
Totals		34-73	7-24	21-24	13	36	49	19	96	23	8
FG % 1st Half: 16-36 44.4%		2nd half: 18-37 48.6%		Game: 34-73 46.6%		Deaball		Rebounds		2	
3FG % 1st Half: 5-12 41.7%		2nd half: 2-12 16.7%		Game: 7-24 29.2%							
FT % 1st Half: 12-13 92.3%		2nd half: 9-11 81.8%		Game: 21-24 87.5%							

Officials: Gene Storerone, Tom Eades, Kelly Pfeiffer  
 Technical fouls: Morgan State-Cameron, Martez, Penn State-None.  
 Attendance: 4009  
 Score by periods: 1st 2nd Total  
 Morgan State 29 26 55  
 Penn State 49 47 96  
 Last FG - PSU 2nd-00:23, PSU 2nd-00:18.  
 Largest lead - PSU by 24 2nd-00:39, PSU None.  
 NU led for 38:38, PSU led for 00:00. Game was tied for 01:22.

## ▶ GAME 14: NORTHWESTERN 87, PENN STATE 77 DEC. 27, 2016 | BRYCE JORDAN CENTER

Northwestern 87 • 12-1-0		PENN STATE 77 • 8-6-1									
##	Player	Total	3-Pr	Rebounds	PF	TP	A	TO	Bk	Stl	Min
		FG-FGA	FG-FGA	FT-FTA	Off	Def					
04	Law, Vic	4-9	1-4	3-4	5	7	12	5	12	5	3
34	Lumpkin, Sanjay	1-1	0-0	1-2	1	6	7	4	3	2	1
25	Benson, Barret	2-4	0-0	2-5	3	1	4	4	6	2	0
20	Lindsey, Scottie	9-14	5-8	8-9	0	5	4	31	2	2	1
30	McIntosh, Bryant	5-13	1-4	0-0	0	2	3	5	11	8	2
22	Brown, Isaiah	2-9	1-4	4-4	0	0	0	2	9	0	0
13	Ash, Jordan	0-0	0-0	0-0	0	0	0	0	0	0	0
32	Taphorn, Nathan	1-4	1-4	0-0	0	2	2	3	0	1	0
44	Skelly, Gavin	4-9	2-2	2-2	2	3	5	3	12	0	2
Team		1-0		1-1		1-1		1-1		1-1	
Totals		28-63	11-26	20-26	14	27	41	27	87	19	12
FG % 1st Half: 19-34 55.9%		2nd half: 9-29 31.0%		Game: 28-63 44.4%		Deaball		Rebounds		4	
3FG % 1st Half: 6-12 50.0%		2nd half: 5-14 35.7%		Game: 11-26 42.3%							
FT % 1st Half: 7-10 70.0%		2nd half: 13-16 81.3%		Game: 20-26 76.9%							

PENN STATE 77 • 8-6-1		NORTHWESTERN 87 • 12-1-0									
##	Player	Total	3-Pr	Rebounds	PF	TP	A	TO	Bk	Stl	Min
		FG-FGA	FG-FGA	FT-FTA	Off	Def					
11	Stevens, Lamar	5-10	0-0	2-2	1	3	4	1	12	1	2
24	Watkins, Mike	3-4	0-0	2-6	2	6	8	4	8	1	3
10	Carr, Tony	5-13	1-4	4-5	0	7	7	4	15	3	3
23	Reaves, Josh	7-16	3-6	5-7	2	4	3	22	4	2	2
33	Garner, Shep	2-9	0-3	4-8	1	3	4	0	8	1	1
00	Banks, Payton	1-3	0-1	4-4	0	1	1	4	6	0	0
05	Samuel, Terrence	1-4	0-1	2-2	1	2	4	0	4	0	0
21	Washington, Isaiah	0-0	0-0	0-0	0	0	1	0	0	0	0
44	Moore, Julian	1-1	0-0	0-0	1	0	1	2	2	0	0
Team		4-0		4-4		4-4		4-4		4-4	
Totals		25-60	4-15	23-34	12	23	35	19	77	10	11
FG % 1st Half: 10-33 30.3%		2nd half: 15-27 55.6%		Game: 25-60 41.7%		Deaball		Rebounds		7	
3FG % 1st Half: 2-10 20.0%		2nd half: 2-5 40.0%		Game: 4-15 26.7%							
FT % 1st Half: 10-15 66.7%		2nd half: 13-19 68.4%		Game: 23-34 67.6%							

Officials: Lamont Simpson, Donnie Epley, Steve McJunkins  
 Technical fouls: Northwestern-None, Penn State-None.  
 Attendance: 5811  
 Score by periods: 1st 2nd Total  
 Northwestern 51 36 87  
 Penn State 32 45 77  
 Last FG - NU 2nd-00:23, PSU 2nd-00:18.  
 Largest lead - NU by 24 2nd-00:39, PSU None.  
 NU led for 38:38, PSU led for 00:00. Game was tied for 01:22.

**NEW YORK** - Shep Garner scored 21 points and was 6 for 9 from 3-point range to lead Penn State to a 92-76 victory over St. John's on Sunday in the Holiday Festival at Madison Square Garden.

The Nittany Lions (7-5) took control early by closing the first half on a 35-5 run for a 52-29 lead. Garner had two 3s early in the surge as St. John's (5-7) didn't have a field goal over the final 9:45, missing 10 shots from the field and committing six turnovers.

Garner's effort from beyond the 3-point arc was part of Penn State shooting 13 for 23 from long range (56.5 percent), well above the 33 percent it was hitting this season.

Malik Ellison led the Red Storm with 22 points.

### ▶ POSTGAME NOTES

- Penn State used a 35-5 run over the final 8:36 of the first half to take a 52-29 lead into halftime. St. John's was held without a field goal for a stretch of 10:31, from 9:47 left in the first half to the 19:16 mark of the second half.
- Penn State's defense stifled the St. John's offense in the back end of the first half, holding the Red Storm from scoring a field goal from 9:47 in the first half until 19:16 in the second - a total of 10:31.
- Penn State's 13 3-point field goals marked the most by the team in a single game since 2008. The Nittany Lions tallied 13 vs. NJIT on Nov. 17, 2008. Shep Garner had six, with Payton Banks adding five and Tony Carr two.
- Penn State's 52 points in the first half was the most the team has scored in a first half since Dec. 30, 2006, when the Nittany Lions posted 62 against VMI.
- Mike Watkins posted his third double-double of the season with 15 points and 13 rebounds. It marks the first time a freshman has had three double-doubles since 2003, when Aaron Johnson accomplished the feat.
- Five players scored in double figures against St. John's, marking the first time since the team did so on Nov. 11 against Albany. Shep Garner led the way with 21 points, marking his fifth time this season leading the team in scoring.
- With 92 points scored,



# RECAPS / BOX SCORES

## ► GAME 15: PENN STATE 60, RUTGERS 47

JAN. 1, 2017 | RUTGERS ATHLETICS CENTER

PSU 60 • 9-6, 1-1

#	Player	Total		3-Pr		Rebounds		Off Def Totl		PF	TP	A	TO	Bk	Stl	Min
		FG	FGA	FG	FGA	FT	FTA	Off	Def							
00	Banks, Payton	r	6-15	5-10	3-4	0	2	2	20	0	3	0	1	31		
11	Stevens, Lamar	r	2-6	0-0	4-4	0	8	8	4	8	2	2	0	30		
44	Moore, Julian	r	3-4	0-0	0-1	0	3	3	1	6	0	1	2	21		
10	Carr, Tony	g	4-10	2-4	5-7	1	6	7	15	3	1	0	0	30		
23	Reaves, Josh	g	2-7	0-2	0-0	1	3	4	4	4	2	4	0	1	30	
05	Samuel, Terrence	g	1-1	0-0	0-0	0	3	3	2	1	0	1	0	15		
25	Washington, Isaiah	g	0-0	0-0	0-0	0	0	0	0	0	0	0	0	1		
24	Watkins, Mike	g	2-6	0-0	1-2	3	5	8	1	5	0	1	0	18		
33	Garner, Shep	g	0-6	0-6	0-0	0	2	2	0	0	3	2	0	24		
	Team					2	3	5								
	Totals		20-55	7-22	13-18	7	35	42	17	60	12	14	3	7	200	

FG % 1st half: 9-33 27.3% 2nd half: 11-22 50.0% Game: 20-55 36.4% Deaball  
3FG % 1st half: 4-13 30.8% 2nd half: 3-9 33.3% Game: 7-22 31.8% Rebounds  
FT % 1st half: 5-5 100.0% 2nd half: 8-13 61.5% Game: 13-18 72.2% 3.1

Rutgers 47 • 11-4, 0-2

#	Player	Total		3-Pr		Rebounds		Off Def Totl		PF	TP	A	TO	Bk	Stl	Min
		FG	FGA	FG	FGA	FT	FTA	Off	Def							
11	Omoruyi, Eugene	r	0-3	0-1	0-0	1	1	2	1	0	1	1	0	0	16	
33	Freeman, Deshawn	r	2-4	0-0	0-0	1	2	3	4	0	2	0	0	20		
24	Gettys, C.J.	c	3-7	0-0	0-0	2	6	8	2	6	1	1	1	21		
00	Johnson, Nigel	g	1-8	0-3	0-0	0	2	2	0	2	2	0	1	25		
05	Williams, Mike	g	5-17	3-10	3-6	1	9	10	1	16	1	3	0	32		
02	Doorman, Shaquille	g	0-0	0-0	0-0	0	3	3	2	0	2	1	0	15		
23	Reaves, Josh	g	3-10	1-4	4-4	1	2	3	4	10	1	0	1	23		
04	Laurent, Jonathan	g	2-4	0-0	0-0	0	2	2	2	4	0	3	0	16		
21	Sa, Candido	g	2-5	0-2	1-3	3	4	7	2	5	0	0	2	20		
32	Diallo, Ibrahima	g	0-0	0-0	0-0	0	0	0	0	0	0	0	0	3		
15	Thiam, Issa	g	0-5	0-3	0-0	1	0	1	0	0	1	0	0	9		
	Team					3	3	3								
	Totals		18-63	3-20	8-13	13	30	43	17	47	6	17	4	6	200	

FG % 1st half: 10-33 30.3% 2nd half: 8-30 26.7% Game: 18-63 28.6% Deaball  
3FG % 1st half: 2-10 20.0% 2nd half: 1-10 10.0% Game: 3-20 15.0% Rebounds  
FT % 1st half: 1-2 50.0% 2nd half: 7-11 63.6% Game: 8-13 61.5% 1

Officials: Terry Oglesby, Paul Szelc, Ray Perone

Technical fouls: PSU-None. Rutgers-None.

Attendance: 6079

Score by periods	1st	2nd	Total
PSU	27	33	60
Rutgers	23	24	47

Last FG - PSU 2nd-00:39, RUTGERS 2nd-00:45.

Largest lead - PSU by 18 2nd-12:43, RUTGERS by 9 1st-14:32.

PSU led for 26:30. RUTGERS led for 3:13. Game was tied for 01:39.

## ► GAME 16: MICHIGAN 72, PENN STATE 69

JAN. 4, 2017 | CRISLER CENTER

Penn State 69 • 9-7 (1-2)

#	Player	Total		3-Pr		Rebounds		Off Def Totl		PF	TP	A	TO	Bk	Stl	Min
		FG	FGA	FG	FGA	FT	FTA	Off	Def							
00	Banks, Payton	r	3-12	2-7	2-2	0	4	4	1	10	1	0	1	32		
11	Stevens, Lamar	r	6-9	0-0	4-6	3	6	9	5	16	1	5	0	19		
44	Moore, Julian	c	0-0	0-0	0-0	2	2	3	0	1	0	1	0	17		
10	Carr, Tony	g	2-9	0-3	1-3	0	5	2	5	3	3	0	0	33		
23	Reaves, Josh	g	3-5	2-3	3-4	1	2	4	11	0	0	2	0	22		
04	Bostick, Nazeer	g	0-0	0-0	0-0	0	0	0	0	0	0	0	0	1		
25	Samuel, Terrence	g	2-3	0-0	2-2	0	4	4	0	6	2	0	1	11		
24	Watkins, Mike	g	4-6	0-0	1-2	3	6	9	1	9	0	2	0	23		
33	Garner, Shep	g	4-6	4-6	0-0	0	1	1	12	2	3	0	1	32		
	Team					2	2	2								
	Totals		24-50	8-19	13-19	5	29	39	17	69	10	14	6	2	200	

FG % 1st half: 14-27 51.9% 2nd half: 10-23 43.5% Game: 24-50 48.0% Deaball  
3FG % 1st half: 3-7 42.9% 2nd half: 5-12 41.7% Game: 8-19 42.1% Rebounds  
FT % 1st half: 5-6 83.3% 2nd half: 8-13 61.5% Game: 13-19 68.4% 1

Michigan 72 • 11-4 (1-1)

#	Player	Total		3-Pr		Rebounds		Off Def Totl		PF	TP	A	TO	Bk	Stl	Min
		FG	FGA	FG	FGA	FT	FTA	Off	Def							
05	Wilson, DJ	r	5-9	0-1	2-2	1	3	4	2	12	0	0	3	1	28	
13	Wagner, Moritz	r	4-9	1-2	3-3	0	5	5	2	12	1	1	0	3	28	
21	Irvn, Zak	r	6-12	0-3	2-4	1	3	4	14	4	1	0	2	38		
10	Walton Jr., Derrick	g	3-10	2-6	6-6	0	6	0	14	2	1	0	2	37		
12	Abdur-Rahkman, M-A	g	2-7	1-4	2-2	1	2	3	4	7	1	0	0	21		
03	Simpson, Xavier	g	1-2	0-1	0-1	1	0	1	2	2	0	0	0	11		
25	Swan	g	0-0	0-0	0-0	0	0	0	0	0	0	0	0	1		
22	Robinson, Duncan	g	3-6	2-4	0-0	0	1	1	4	8	0	1	0	15		
24	Donnal, Mark	g	1-1	0-0	1-3	1	0	1	0	3	0	0	0	11		
	Team					0	2	2								
	Totals		25-56	6-21	16-21	5	22	27	14	72	10	5	3	9	200	

FG % 1st half: 11-26 42.3% 2nd half: 14-30 46.7% Game: 25-56 46.7% Deaball  
3FG % 1st half: 1-9 11.1% 2nd half: 5-12 41.7% Game: 6-21 28.6% Rebounds  
FT % 1st half: 6-8 75.0% 2nd half: 10-13 76.9% Game: 16-21 76.2% 2

Officials: Terry Wynier, Mike Eades, Pat Driscoll

Technical fouls: Penn State-None. Michigan-None.

Attendance: 11385

Score by periods	1st	2nd	Total
Penn State	33	36	69
Michigan	29	43	72

Last FG - PSU 2nd-00:55, MICH 2nd-00:57.

Largest lead - PSU by 14 2nd-13:20, MICH by 5 2nd-00:57.

PSU led for 34:31. MICH led for 03:35. Game was tied for 01:54.

## ► GAME 17: PENN STATE 72, MICHIGAN STATE 63

JAN. 7, 2017 | THE PALESTRA

Michigan State 63 • 11-6, 3-1

#	Player	Total		3-Pr		Rebounds		Off Def Totl		PF	TP	A	TO	Bk	Stl	Min
		FG	FGA	FG	FGA	FT	FTA	Off	Def							
22	Bridges, Miles	r	2-8	0-0	0-0	0	6	6	4	4	2	3	1	1	27	
44	Ward, Nicks	r	6-10	0-0	4-7	1	3	4	1	16	1	2	5	1	29	
01	Lanfford, Joshua	g	2-6	1-3	0-0	2	2	4	5	2	3	0	0	28		
05	Winston, Cassius	g	2-5	1-3	0-0	0	0	0	4	5	3	0	1	16		
14	Harris, Erson	g	2-6	2-2	0-2	2	2	0	8	1	3	0	0	28		
00	Ahrens, Kyle	g	0-0	0-0	0-0	0	1	1	0	0	0	0	0	6		
03	Ellis III, Alvin	g	2-8	2-4	0-0	0	2	5	6	2	0	2	0	14		
11	Nalrin Jr., Lourawls	g	6-8	0-2	1-1	0	4	4	1	13	2	0	0	1	25	
20	McQuaid, Matt	g	1-5	1-2	0-0	1	1	2	3	3	0	1	0	12		
25	Gomis, Kenny	g	0-0	0-0	2-2	0	0	0	1	2	0	0	0	6		
20	Van Dyk, Matt	g	0-0	0-0	1-2	0	2	3	1	0	0	0	0	1	9	
	Team					1	1	3								
	Totals		23-56	7-23	10-14	4	24	26	63	11	17	6	7	200		

FG % 1st half: 13-29 44.8% 2nd half: 10-27 37.0% Game: 23-56 41.1% Deaball  
3FG % 1st half: 2-10 20.0% 2nd half: 5-13 38.5% Game: 7-23 30.4% Rebounds  
FT % 1st half: 4-5 80.0% 2nd half: 6-9 66.7% Game: 10-14 71.4% 3

Penn State 72 • 10-7, 2-2

#	Player	Total		3-Pr		Rebounds		Off Def Totl		PF	TP	A	TO	Bk	Stl	Min
		FG	FGA	FG	FGA	FT	FTA	Off	Def							
11	Stevens, Lamar	r	7-12	0-0	4-6	1	5	6	4	18	2	3	0	0	29	
44	Moore, Julian	g	2-6	0-0	0-0	2	2	4	4	0	1	2	0	14		
10	Carr, Tony	g	5-10	2-5	2-4	1	5	6	2	14	3	2	0	0	33	
23	Reaves, Josh	g	3-5	0-2	0-0	1	3	4	1	6	2	2	2	0	30	
33	Garner, Shep	g	2-8	1-6	3-4	0	1	1	8	4	1	0	0	31		
00	Banks, Payton	g	3-6	2-5	3-4	0	3	3	1	11	1	0	1	17		
05	Samuel, Terrence	g	0-1	0-0	0-0	0	3	3	1	0	1	2	0	0	25	
24	Watkins, Mike	g	4-8	0-0	3-6											



# RECAPS / BOX SCORES

## ► GAME 18: PENN STATE 52, NO. 24 MINNESOTA 50 JAN. 14, 2017 | BRYCE JORDAN CENTER

Minnesota 50 • 15-4, 3-3 BIG													
#	Player	Total	3-Ptr	Rebounds	PF	TP	A	To	Bk	Stl	Min		
FG	FGA	FT	FTA	Off	Def	Tot							
03	Murphy, Jordan	3-5	0-0	1-2	0	4	4	7	0	3	0	17	
22	Lynch, Reggie	5-9	0-0	2	1	5	6	1	12	1	2	32	
01	McBraver, Dupree	2-8	1-1	0-0	0	4	1	5	1	3	0	27	
02	Mason, Nate	3-13	0-1	1-2	0	2	4	7	4	3	0	30	
05	Coffey, Amir	2-4	0-1	2-2	1	6	7	1	6	4	0	34	
00	Spring, Akem	2-8	1-4	0-0	0	2	2	0	5	0	2	0	
21	Konate, Bakary	1-1	0-0	1-1	0	1	2	3	0	1	1	8	
24	Curry, Eric	2-5	0-0	1-2	2	5	2	5	0	0	2	23	
42	Hurt, Michael	0-0	0-0	0	0	0	0	0	1	0	0	6	
Team				4		4		1		1			
Totals		20-53	2-7	8-11	9	26	35	15	50	8	20	5	200
FG % 1st Half: 13-28 46.4%		2nd half: 7-25 28.0%		Game: 20-53 37.7%		Deadboll							
3FG % 1st Half: 2-3 66.7%		2nd half: 0-4 0.0%		Game: 2-7 28.6%		Rebounds							
FT % 1st Half: 4-5 80.0%		2nd half: 4-6 66.7%		Game: 8-11 72.7%		1							

Penn State 52 • 11-7, 3-2 BIG													
#	Player	Total	3-Ptr	Rebounds	PF	TP	A	To	Bk	Stl	Min		
FG	FGA	FT	FTA	Off	Def	Tot							
11	Stevens, Lamar	1-9	0-0	2-2	2	2	4	2	4	0	2	22	
44	Moore, Julian	2-3	0-0	0	2	1	3	0	4	0	2	16	
10	Carr, Tony	0-6	0-1	2-2	0	1	2	2	1	6	0	21	
23	Reaves, Josh	2-11	0-2	5-8	2	6	8	3	9	3	2	31	
33	Garner, Shep	2-7	0-3	2-2	0	0	1	6	1	2	0	28	
00	Banks, Payton	3-8	2-7	2-3	1	3	4	0	10	1	0	29	
04	Bostick, Nazeer	0-0	0-0	0	1	1	0	0	1	0	0	5	
05	Samuel, Terrence	1-3	0-1	0	1	1	0	1	2	0	0	14	
24	Watkins, Mike	6-9	0-0	3-3	5	10	15	3	15	2	1	24	
Team				2		3		1		1			
Totals		17-56	2-14	16-20	14	26	40	11	52	8	18	5	200
FG % 1st Half: 8-28 28.6%		2nd half: 9-28 32.1%		Game: 17-56 30.4%		Deadboll							
3FG % 1st Half: 0-6 0.0%		2nd half: 2-8 25.0%		Game: 2-14 14.3%		Rebounds							
FT % 1st Half: 6-8 75.0%		2nd half: 10-12 83.3%		Game: 16-20 80.0%		3							

Officials: Terry Wymer, Lamont Simpson, John Garffney  
 Technical fouls: Minnesota-None, Penn State-None.  
 Attendance: 11,759

Score by periods	1st	2nd	Total
Minnesota	32	18	50
Penn State	22	30	52

Last FG - MINN 2nd-01:40, PSU 2nd-02:12.  
 Largest lead - MINN by 14:30:51.43, PSU by 2 2nd-09:59.  
 MINN led for 36:03, PSU led for 00:45. Game was tied for 03:12.

**UNIVERSITY PARK, Pa. (AP)** - Tony Carr drew a foul on a final drive to the basket and made two free throws with five seconds left to lift Penn State to a 52-50 win over No. 24 Minnesota on Saturday.

Mike Watkins scored 15 points and grabbed 15 rebounds and Payton Banks added 10 points for the Nittany Lions (11-7, 3-2 Big Ten) who recovered from a 32-22 halftime deficit. It was Penn State's first win over a ranked opponent since Feb. 17 when the Nittany Lions beat then-No. 4 Iowa at the Bryce Jordan Center.

Reggie Lynch scored 12 points for the Golden Gophers (15-4, 3-3) who were outscored 26-15 over the final 17 minutes. Minnesota led by as many as 14 in first half.

### ► POSTGAME NOTES

- The Nittany Lions are 3-2 in Big Ten play for the first time under Patrick Chambers, and the first time overall since opening the league slate 3-2 in 2010-11.
- Following the win, Penn State earned its 53rd over a ranked opponent in program history and first this season. The win marked Chambers' seventh win over a ranked opponent.
- The Nittany Lions out-rebounded the Gophers 40-35, improving to 7-1 on the season when coming out on top in boards.
- Penn State has now won four in a row against the Golden Gophers, the longest win streak vs. a league opponent since the Nittany Lions bested Northwestern in six consecutive meetings in 2008-11.
- After posting 15 points and career-high tying 15 rebounds, Mike Watkins logged his fourth career double-double. The four double-doubles are a Penn State freshman record.
- The home crowd of 11,759 is the largest Bryce Jordan Center crowd since 2012.
- Penn State started the lineup of Tony Carr, Shep Garner, Julian Moore, Josh Reaves and Lamar Stevens for the second time this season. PSU is now 2-0 with said lineup.
- With 5.2 seconds left on the clock, freshman guard Tony Carr was sent to the free throw line with the game tied 50-50. He made both free throws of the one-and-one to win the game, despite being his only two points.
- Penn State made its 11th comeback win since 2001 after trailing by at least 14 points and its fourth under Chambers' direction. It was Penn State's first comeback from a deficit of 14 or more points since Dec. 19, 2015 when the Lions rallied from down 17 against Drew.

## ► GAME 19: INDIANA 78, PENN STATE 75 JAN. 18, 2017 | BRYCE JORDAN CENTER

Indiana 78 • 13-6, 3-3													
#	Player	Total	3-Ptr	Rebounds	PF	TP	A	To	Bk	Stl	Min		
FG	FGA	FT	FTA	Off	Def	Tot							
03	Anunob, OG	3-7	0-1	0-0	2	1	3	1	6	1	2	10	
31	Bryant, Thomas	7-10	0-1	3-3	4	5	9	3	17	1	5	10	
01	Johnson Jr., James	6-14	5-11	0-2	0	5	0	17	3	3	0	36	
02	Newkirk, Josh	1-1	0-0	1-2	0	1	4	3	0	1	0	18	
04	Blackmon, Robert	1-4	3-6	0-0	1	6	7	1	17	3	2	0	
00	Jones, Curtis	2-6	0-1	0-2	0	0	3	4	0	0	0	14	
11	Green, Devonte	2-2	1-3	0-0	0	2	3	5	1	1	0	14	
15	McRoberts, Zach	0-2	0-2	0-0	1	1	2	0	2	1	2	15	
20	Davis, De'Ron	1-2	0-0	5-6	2	2	4	5	7	0	1	14	
21	McSwain Jr., Freddie	1-1	0-0	0-0	1	1	2	1	2	0	0	7	
Team				2		2		2		2			
Totals		30-61	9-25	9-15	13	24	37	23	78	11	17	5	200
FG % 1st Half: 15-30 50.0%		2nd half: 15-31 48.4%		Game: 30-61 49.2%		Deadboll							
3FG % 1st Half: 5-12 41.7%		2nd half: 4-13 30.8%		Game: 9-25 36.0%		Rebounds							
FT % 1st Half: 9-13 69.2%		2nd half: 0-2 0.0%		Game: 9-15 60.0%		5+1							

Penn State 75 • 11-8, 3-3													
#	Player	Total	3-Ptr	Rebounds	PF	TP	A	To	Bk	Stl	Min		
FG	FGA	FT	FTA	Off	Def	Tot							
11	Stevens, Lamar	3-9	0-0	2-4	1	5	6	2	8	0	1	20	
44	Moore, Julian	3-3	0-0	2-2	4	0	4	2	8	1	0	25	
10	Carr, Tony	6-13	2-2	10-11	1	3	4	24	2	2	1	36	
23	Reaves, Josh	8-28	0-2	2-6	1	3	4	4	6	3	1	4	
33	Garner, Shep	5-10	4-7	1-2	1	2	3	0	15	2	0	23	
00	Banks, Payton	3-12	2-8	2-2	0	2	4	10	1	0	1	26	
04	Bostick, Nazeer	0-1	0-0	0-0	1	1	2	0	0	1	1	7	
05	Samuel, Terrence	0-2	0-1	0-0	3	2	5	0	0	2	1	10	
24	Watkins, Mike	1-2	0-0	2-4	0	0	3	4	0	1	0	13	
Team				3		3		4		0			
Totals		23-60	8-20	21-31	15	18	33	19	75	11	11	5	200
FG % 1st Half: 11-34 32.4%		2nd half: 12-26 46.2%		Game: 23-60 38.3%		Deadboll							
3FG % 1st Half: 4-12 33.3%		2nd half: 4-8 50.0%		Game: 8-20 40.0%		Rebounds							
FT % 1st Half: 11-13 84.6%		2nd half: 10-18 55.6%		Game: 21-31 67.7%		7+1							

Officials: Paul Szec, Donnie Eppley, Rob Kueneman  
 Technical fouls: Indiana-None, Penn State-None.  
 Attendance: 7818

Score by periods	1st	2nd	Total
Indiana	44	34	78
Penn State	37	38	75

Last FG - IND 2nd-00:00, PSU 2nd-00:39.  
 Largest lead - IND by 14:20:09.19, PSU by 7 1st-12:47.  
 IND led for 29:28, PSU led for 09:05. Game was tied for 01:17.

**UNIVERSITY PARK, Pa. (AP)** - James Blackmon finished with 17 points and hit a 3-pointer at the buzzer to lift Indiana to a 78-75 win over Penn State. Thomas Bryant and Robert Johnson also scored 17 points each as Indiana (13-6, 3-3 Big Ten) survived a late Penn State rally.

Tony Carr scored a career-best 24 points and Shep Garner added 15 for the Nittany Lions (11-8, 3-3) who trailed by 14 with 9:19 left. It was the second straight win for the Hoosiers (13-6, 3-3 Big Ten) who took control by halftime and led the entire second half until a pair of Lamar Stevens free throws tied the game with less than five seconds left.

The Hoosiers were up 67-53 before Penn State used a short run and an Indiana shooting lull that lasted over four minutes to cut the lead to 75-73 when Garner hit a 3-pointer with 39 seconds left. Stevens stole the ball from Bryant and was fouled on his way down the court to set up the tying shots.

### ► POSTGAME NOTES

- After trailing by as many as 14, Penn State used a 17-4 run over a 4:33 period late in the second half to tie the game at 75-75, with a pair of Lamar Stevens free throws knotting it up with 4.6 seconds remaining. Indiana's James Blackmon Jr. hit the game-winner as the clock expired.
- Each of the last five games in the Penn State - Indiana series have been decided by five or fewer points.
- Penn State forced 17 Indiana turnovers with 10 coming as a result of steals, marking the highest team steal total in Big Ten play this season.
- Freshman Tony Carr set a career high in scoring on 6-of-13 shooting and 10-of-11 free throws, good for 24 points.
- Juniors Shep Garner and Payton Banks both joined Carr in double figures, scoring 15 and 10 respectively.
- Following his single-block performance, Mike Watkins ranks tied for 10th in Penn State's single season blocks list with 51.
- Penn State held a 13-6 advantage in fast break points.
- Penn State started the lineup of Tony Carr, Shep Garner, Julian Moore, Josh Reaves and Lamar Stevens for the third straight game. PSU is now 2-1 with said lineup.

## ► GAME 20: NO 21 PURDUE 77, PENN STATE 52 JAN. 21, 2017 | MACKAY ARENA

Penn State 52 • 11-9, 3-4 BIG													
#	Player	Total	3-Ptr	Rebounds	PF	TP	A	To	Bk	Stl	Min		
FG	FGA	FT	FTA	Off	Def	Tot							
11	Stevens, Lamar	2-7	0-0	0-0	0	1	1	2	4	1	3	0	
24	Watkins, Mike	3-5	0-0	0-0	1	2	3	6	1	2	3	17	
10	Carr, Tony	2-11	0-2	2-2	1	5	6	1	6	4	1	30	
23	Reaves, Josh	4-11	4-6	0-0	2	1	3	0	12	1	2	0	
33	Garner, Shep	3-9	0-5	0-0	3	3	1	6	3	0	0	32	
00	Banks, Payton	3-9	2-6	1-2	0	1	1	5	9	6	0	24	
01	Zemgulis, Davis	1-3	1-1	0-0	1	1	1	3	0	0	0	4	
04	Bostick, Nazeer	1-1	0-0	0-0	0	0	0	0	0	0	0	1	
05	Samuel, Terrence	2-6	1-2	1	2	3	1	6	3	1	6	2	
20	Zhao, Alex	0-0	0-0	0-0	0	0	0	0	0	0	0	0	
21	Washington, Isaiah	0-1	0-0	0-0	0	0	0	0	0	0	0	2	
22	Hazle, Grant	0-0	0-0	0-0	0	0	0	0	0	0	0	1	
44	Moore, Julian	0-1	0-0	0-0	3	1	4	4	0	1	0	18	
Team				4		3		1		1			
Totals		20-64	8-21	4-6	13	17	30	18	52	13	14	3	200
FG % 1st Half: 9-32 28.1%		2nd half: 11-32 34.4%		Game: 20-64 31.3%		Deadboll							
3FG % 1st Half: 4-10 40.0%		2nd half: 4-11 36.4%		Game: 8-21 38.1%		Rebounds							
FT % 1st Half: 2-5 40.0%		2nd half: 3-4 75.0%		Game: 4-9 66.7%		0.1							

Purdue 77 • 16-4, 5-2 BIG												
#	Player	Total	3-Ptr	Rebounds	PF	TP	A	To	Bk	Stl	Min	
FG	FGA	FT	FTA	Off	Def	Tot						
12	Edwards, Vincent	4-7	0-0	2-4	2	5	7	2	10	3	1	0

# RECAPS / BOX SCORES

## ► GAME 21: NO. 15 WISCONSIN 82, PENN STATE 55 JAN. 24, 2017 | KOHL CENTER

Penn State 55 • 11-10, 3-5												
#	Player	Total	3-Pr	Rebounds	PF	TP	A	TO	Bk	Stl	Min	
		FG	FGA	FT	FTA	Off	Def	Total				
11	Stevens, Lamar	2-10	0-0	3-4	1	5	6	3	7	0	0	29
44	Moore, Julian	0-0	0-0	0-0	1	0	1	4	0	0	0	13
44	Carr, Tony	6-8	2-4	1	2	1	2	12	4	0	0	32
23	Reaves, Josh	3-6	0-2	0-0	3	3	6	4	6	0	5	26
33	Garner, Shep	3-7	3-5	0-0	1	1	2	9	2	4	0	27
00	Banks, Payton	4-12	4-9	0-0	0	0	2	12	1	1	0	20
01	Zemulski, Davis	0-0	0-0	0	1	1	0	0	0	0	0	5
04	Bostick, Naazer	0-1	0-0	0-0	0	0	0	0	0	1	1	3
05	Samuel, Terrence	3-3	0-0	2-2	0	1	1	8	2	2	0	12
24	Watkins, Mike	0-3	0-0	1-2	1	4	5	4	1	1	2	20
	Team			2	2							23
	Totals	19-49	9-18	8-12	7	18	25	22	55	13	17	4

FG % 1st Half: 12.23 52.2% 2nd half: 7.26 36.9% Game: 19-49 38.8% Deadeball Rebounds 2.1  
3FG % 1st Half: 6-10 60.0% 2nd half: 3-8 37.5% Game: 9-18 50.0%  
FT % 1st Half: 3-4 75.0% 2nd half: 5-8 62.5% Game: 8-12 66.7%

### Wisconsin 82 • 17-3, 6-1

#	Player	Total	3-Pr	Rebounds	PF	TP	A	TO	Bk	Stl	Min	
		FG	FGA	FT	FTA	Off	Def	Total				
11	Hayes, Nigel	2-7	1-2	4-8	1	7	8	1	9	4	0	21
22	Happ, Ethan	5-9	0-0	4-8	2	6	8	0	14	1	4	26
39	Brown, Vito	6-8	2-4	2-2	3	3	2	16	1	2	0	21
03	Showalter, Zak	1-5	1-3	4-4	2	1	3	3	7	1	0	16
24	Koenig, Bronson	0-13	4-9	0-0	2	2	1	20	3	2	0	29
00	Trice, D'Mitric	1-5	0-3	5-5	0	0	0	3	7	4	0	16
01	Pritzl, Brevin	0-0	0-0	0-0	0	0	0	0	0	1	0	3
04	Ferris, Matt	0-0	0-0	0-0	0	0	0	0	0	0	0	0
05	Mosch, Aaron	0-0	0-0	0-0	0	0	0	0	0	0	0	2
11	Hill, Jordan	0-3	0-1	0-0	0	0	0	0	0	0	0	18
15	Thomas IV, Charles	0-1	0-0	2-2	0	0	4	2	1	0	0	6
20	Schlundt, T.J.	0-0	0-0	0-0	0	1	1	0	0	0	0	1
21	Iverson, Khalil	2-2	1-1	0-0	2	1	3	1	5	0	1	13
25	Ilkkanen, Alex	1-1	0-0	0-0	2	2	2	0	2	1	0	6
33	Van Vleet, Andy	0-0	0-0	0-0	0	2	2	0	0	0	0	2
	Team			2	2	4						2
	Totals	26-55	9-23	21-29	14	25	39	15	82	15	11	1

FG % 1st Half: 11-28 39.3% 2nd half: 15-27 55.6% Game: 26-55 47.3% Deadeball Rebounds 3  
3FG % 1st Half: 4-12 33.3% 2nd half: 5-11 45.5% Game: 9-23 39.1%  
FT % 1st Half: 10-16 62.5% 2nd half: 11-13 84.6% Game: 21-29 72.4%

Officials: Terry Oglesby, Eric Curry, Ted Valentine  
Technical fouls: Penn State-None, Wisconsin-None  
Attendance: 17287

Score by periods	1st	2nd	Total
Penn State	33	22	55
Wisconsin	36	46	82

Last FG - PSU 2nd-02:11, WIS 2nd-03:44.  
Largest lead - PSU by 13 at 18:37, WIS by 27 at 01:23.  
PSU led for 00:23, WIS led for 39:04. Game was tied for 00:25.

## ► GAME 22: PENN STATE 71, ILLINOIS 67 JAN. 28, 2017 | BRYCE JORDAN CENTER

Illinois 67 • 13-9, 3-6												
#	Player	Total	3-Pr	Rebounds	PF	TP	A	TO	Bk	Stl	Min	
		FG	FGA	FT	FTA	Off	Def	Total				
12	Balok, Leron	2-6	0-0	0-0	2	3	5	4	4	0	1	17
22	Morgan, Maverick	4-7	0-0	2-2	1	0	1	1	10	0	2	0
00	Lucas, Te'Jon	2-8	0-3	0-0	1	2	1	4	3	1	0	35
05	Coleman-Lands, Jalen	5-9	3-5	0-0	3	4	7	1	13	0	3	25
21	Hill, Malcolm	1-5	0-0	2-2	0	6	6	1	19	7	2	0
01	Tate, Jaylon	0-1	0-0	0-0	0	0	0	0	0	1	0	15
02	Nichols, Kipper	3-5	1-1	1-1	2	4	6	3	8	0	1	0
03	Abrams, Tracy	1-5	0-1	0-0	0	1	1	0	2	1	1	0
33	Thorne Jr., Mike	1-3	0-0	0-3	1	2	2	2	0	1	1	0
43	Finke, Michael	2-6	1-3	0-0	4	3	7	2	5	1	0	0
	Team			1	3							17
	Totals	27-65	8-22	5-8	16	24	40	16	67	15	13	2

FG % 1st Half: 9-31 29.0% 2nd half: 18-34 52.9% Game: 27-65 41.5% Deadeball Rebounds 2  
3FG % 1st Half: 3-11 27.3% 2nd half: 5-11 45.5% Game: 8-22 36.4%  
FT % 1st Half: 4-4 100.0% 2nd half: 1-4 25.0% Game: 5-8 62.5%

### Penn State 71 • 12-10, 4-5

#	Player	Total	3-Pr	Rebounds	PF	TP	A	TO	Bk	Stl	Min	
		FG	FGA	FT	FTA	Off	Def	Total				
11	Stevens, Lamar	1-7	0-0	1-3	0	2	2	0	3	1	2	0
44	Moore, Julian	0-0	0-0	0-0	5	5	1	0	1	0	1	27
10	Carr, Tony	6-11	1-2	0-2	0	1	2	13	3	1	0	32
23	Reaves, Josh	3-6	0-2	2-2	2	1	3	2	8	3	2	30
33	Garner, Shep	5-11	4-9	4-4	0	3	2	18	1	2	0	32
00	Banks, Payton	5-12	3-3	3-3	1	0	1	17	1	0	1	27
04	Bostick, Naazer	0-0	0-0	0-0	0	0	0	0	0	0	0	2
05	Samuel, Terrence	1-2	0-0	0-0	2	2	1	2	3	0	0	16
24	Watkins, Mike	5-8	0-0	2-7	9	3	10	0	2	2	2	22
	Team			0	7	1						22
	Totals	26-53	9-18	10-14	5	22	27	12	71	13	12	8

FG % 1st Half: 18-30 60.0% 2nd half: 8-23 34.8% Game: 26-53 49.1% Deadeball Rebounds 2.1  
3FG % 1st Half: 6-11 54.5% 2nd half: 3-7 42.9% Game: 9-18 50.0%  
FT % 1st Half: 4-4 100.0% 2nd half: 7-11 63.6% Game: 10-14 71.4%

Officials: Terry Wymers, Pat Driscoll, Tom Eades  
Technical fouls: Illinois-None, Penn State-None  
Attendance: 10202  
Intentional foul on Illinois #1 at 8.7 second half.

Score by periods	1st	2nd	Total
Illinois	25	42	67
Penn State	45	26	71

Last FG - IU 2nd-00:02, PSU 2nd-02:35.  
Largest lead - IU by 2 at 18:48, PSU by 22 2nd-17:46.  
IU led for 01:15, PSU led for 37:33. Game was tied for 01:12.

**UNIVERSITY PARK, Pa. (AP)** - Shep Garner scored 18 points, Payton Banks added 17 and Penn State beat Illinois 71-67. Tony Carr and Mike Watkins chipped in 13 and 10 points, respectively, and Watkins pulled down nine rebounds for the Nittany Lions who held on after leading by 20 at halftime. The win snapped a 3-game losing skid for Penn State.

Malcolm Hill led Illinois with 19 points and Jalen Coleman-Lands added 13. Penn State (12-10, 4-5 Big Ten) led for all but 1:15 and took control early with pinpoint shooting.

The Nittany Lions made 60 percent of their first half shots and Garner hit the first of his team's nine 3-pointers on his first attempt of the game. Meanwhile, the Illini (13-9, 3-6) endured two scoreless stretches in the first 20 minutes to trail 45-25 at halftime.

### ► POSTGAME NOTES

- With the win, Penn State has four wins in the month of January for the first time since the 2008-09 season.
- With eight team blocks, Penn State moved to seventh all-time in single season team rejections (121 total). The 2016-17 Nittany Lions need 10 more to tie the 1996-97 and 1998-99 squads with 131 blocks, good for fifth all-time.
- Shooting 60 percent from the field in the first half, Penn State tied its best first half efficiency during Big Ten play this season, matching the 60 percent shooting in the first half of the Jan. 7 win over Michigan State.
- Penn State's 29 bench points were the highest total for PSU this season during conference play. Junior forward Payton Banks led the way with 17, while redshirt-freshman forward Mike Watkins added 10 of his own.
- The Nittany Lions capitalized on Illinois' turnovers, scoring on nine of 13 turnovers for 18 points.
- Penn State is now 9-0 in the 2016-17 season when holding opponents under 70 points.
- Twelve of the last 16 meetings between the teams have been decided by five or fewer points.
- With his pair of blocks, Mike Watkins ties John Amaechi's 1993-94 season for seventh all-time in single season blocks (58). Another block will give him sole possession of seventh, while seven more would make his performance this season tied for sixth best all-time.

## ► GAME 23: INDIANA 110, PENN STATE 102 (3OT) FEB. 1, 2017 | ASSEMBLY HALL

Penn State 102 • 12-11, 4-6 B1G												
#	Player	Total	3-Pr	Rebounds	PF	TP	A	TO	Bk	Stl	Min	
		FG	FGA	FT	FTA	Off	Def	Total				
11	Stevens, Lamar	9-17	2-3	6-9	3	5	8	4	26	2	6	0
44	Moore, Julian	4-5	0-0	0-0	1	1	2	5	8	1	0	1
44	Carr, Tony	7-17	2-7	7-10	0	5	5	23	14	4	0	42
23	Reaves, Josh	1-3	0-4	0-1	1	2	3	4	2	2	1	1
33	Garner, Shep	5-15	4-11	2-5	0	3	3	16	3	2	0	1
00	Banks, Payton	4-13	2-8	2-2	0	1	1	3	12	1	0	2
04	Bostick, Naazer	0-1	0-0	0-0	0	0	0	1	0	0	0	0
05	Samuel, Terrence	1-2	1-1	0-2	0	1	1	0	0	1	1	0
24	Watkins, Mike	6-7	0-0	0-0	1	10	11	2	12	0	1	2
	Team			1	0	1						29
	Totals	37-80	11-32	17-29	7	28	35	28	102	24	16	4

FG % 1st Half: 15-30 50.0% 2nd half: 12-25 48.0% OT: 10-25 40.0% Game: 37-80 46.3% Deadeball Rebounds 4.2  
3FG % 1st Half: 7-15 46.7% 2nd half: 3-9 33.3% OT: 1-8 12.5% Game: 11-32 34.4%  
FT % 1st Half: 0-5 0.0% 2nd half: 8-10 80.0% OT: 9-14 64.3% Game: 17-29 58.6%

### Indiana 110 • 15-8, 5-5 B1G

#	Player	Total	3-Pr	Rebounds	PF	TP	A	TO	Bk	Stl	Min	
		FG	FGA	FT	FTA	Off	Def	Total				
13	Morqan, Juwan	1-4	0-1	0-1	2	3	5	2	0	1	0	21
31	Bryant, Thomas	3-13	1-1	4-8	4	7	11	5	31	1	5	2
02	Newkirk, Josh	9-14	4-8	5-8	0	3	3	4	27	2	4	2
04	Johnson, Robert	0-17	1-5	6-6	0	11	11	4	27	2	8	0
11	Green, Devonte	3-11	0-4	4-6	1	9	10	1	10	4	2	1
00	Jones, Curtis	0-3	0-2	0-0	1	1	0	0	0	1	0	11
15	McRobert, Zach	1-2	0-0	0-0	1	4	5	4	2	3	0	1
20	Davis, De'Ron	3-8	0-0	3-3	3	5	8	1	9	1	2	2
21	McSwain Jr., Freddie	1-1	0-0	0-0	1	1	0	1	2	0	0	0
	Team			0	1	1						

# RECAPS / BOX SCORES

## ► GAME 24: Rutgers 70, Penn State 68

FEB. 4, 2017 | BRYCE JORDAN CENTER

Rutgers 70 • 13-11, 2-9

#	Player	Total		3-Pr		Rebounds		PF	TP	A	TO	Bk	Stl	Min	
		FG	FGA	FT	FTA	Off	Def								
33	Freeman, Deshawn	6	8	0	0	4	4	8	15	2	3	0	3	37	
35	Thiam, Issa	2	7	1	5	0	0	3	2	5	0	1	0	29	
4	Gettys, C.J.	4	7	0	2	0	2	0	4	2	1	3	1	27	
03	Sanders, Corey	8	18	4	5	5	8	0	6	6	0	25	4	33	
05	Williams, Mike	4	10	2	5	0	5	3	12	0	0	1	1	35	
02	Doornon, Shaquille	0	0	0	0	0	2	4	0	1	0	0	0	11	
04	Laurent, Jonathan	0	0	0	0	1	2	0	1	1	0	0	0	3	
11	Omoruyi, Eugene	1	4	0	0	0	1	2	3	2	1	1	0	9	
15	Dadliss, Jake	0	0	0	0	0	0	0	0	0	1	0	0	6	
21	Sa, Candido	0	0	0	0	2	1	3	4	0	0	1	0	2	
32	Diallo, Ibrahim	0	0	0	0	0	0	0	0	0	0	0	0	2	
Team															
Totals		25	54	7	16	13	23	15	24	39	18	70	9	15	2

FG % 1st Half: 12-25 48.0% 2nd Half: 13-29 44.8% Game: 25-54 46.3% Deaball  
3FG % 1st Half: 4-8 50.0% 2nd Half: 3-8 37.5% Game: 7-16 43.8% Rebounds  
FT % 1st Half: 7-12 58.3% 2nd Half: 6-11 54.5% Game: 13-23 56.5% 3

Penn State 68 • 12-12, 4-7

#	Player	Total		3-Pr		Rebounds		PF	TP	A	TO	Bk	Stl	Min	
		FG	FGA	FT	FTA	Off	Def								
11	Stevens, Lamar	2	5	1	2	5	7	5	6	3	3	1	1	23	
44	Moore, Julian	0	4	0	0	0	0	0	2	0	1	1	0	17	
10	Carr, Tony	3	11	0	2	11	13	1	3	4	3	0	2	35	
23	Reaves, Josh	2	4	1	2	0	2	3	5	1	2	1	1	21	
33	Garner, Shep	9	13	6	9	0	2	2	3	17	4	0	0	37	
00	Banks, Payton	1	5	1	3	0	1	2	3	1	0	0	0	19	
04	Bostick, Nazeer	0	0	0	0	0	0	0	0	0	1	0	0	5	
05	Samuel, Terrence	0	3	0	1	2	1	3	4	2	1	0	0	20	
24	Watkins, Mike	4	7	0	0	3	5	8	1	11	0	1	0	23	
Team															
Totals		21	52	9	19	17	21	8	19	27	19	68	14	14	4

FG % 1st Half: 7-26 26.9% 2nd Half: 14-26 53.8% Game: 21-52 40.4% Deaball  
3FG % 1st Half: 5-14 35.7% 2nd Half: 4-5 80.0% Game: 9-19 47.4% Rebounds  
FT % 1st Half: 10-13 76.9% 2nd Half: 7-8 87.5% Game: 17-21 81.0% 3.2

Officials: D.J. Carlstensen, Donnie Eppley, Courtney Green  
Technical fouls: Rutgers=None, Penn State=None.

Attendance: 9529

Score by periods	1st	2nd	Total
Rutgers	35	35	70
Penn State	29	39	68

Last FG - Rutgers 2nd-01:39, PSU 2nd-00:11.  
Largest lead - Rutgers by 13 2nd-07:38, PSU by 1 1st-17:52.  
Rutgers led for 37:28, PSU led for 00:50, Game was tied for 01:32.

Score tied - 1 time.  
Lead changed - 2 times.

## ► GAME 25: Penn State 70, No. 21/22 Maryland 64

FEB. 7, 2017 | BRYCE JORDAN CENTER

Maryland 64 • 20-4, 8-3 Big

#	Player	Total		3-Pr		Rebounds		PF	TP	A	TO	Bk	Stl	Min	
		FG	FGA	FT	FTA	Off	Def								
21	JACKSON, Justin	4	11	2	5	4	6	2	7	9	4	14	0	3	
35	ODD, Damon	2	3	0	0	2	4	3	1	4	4	6	0	0	
00	COWAN, Anthony	0	5	0	1	2	3	1	2	2	2	2	2	0	
02	TRIMBLE, Melo	4	13	1	4	2	3	0	2	2	11	4	1	0	
04	HURTER, Kevin	4	9	3	8	1	2	0	4	4	12	5	3	0	
05	BRANTLEY, Jaylen	1	5	1	4	0	0	2	2	3	3	1	0	0	
05	WILEY, Dion	0	0	0	0	0	0	0	0	0	0	0	0	0	
10	GILL, L.G.	1	3	0	1	2	2	0	2	0	0	0	0	0	
11	NICKENS, Jared	1	4	0	3	0	0	1	1	0	2	0	0	0	
13	BENDER, Ivan	2	4	0	2	2	2	0	2	2	6	0	1	0	
15	CEKOVSKY, Michal	1	2	0	0	3	6	1	2	3	5	0	1	0	
Team															
Totals		20	59	7	26	17	27	15	24	39	24	64	13	13	

FG % 1st Half: 10-29 34.5% 2nd Half: 10-26 38.5% Game: 20-59 33.9% Deaball  
3FG % 1st Half: 2-12 16.7% 2nd Half: 5-14 35.7% Game: 7-26 26.9% Rebounds  
FT % 1st Half: 7-10 70.0% 2nd Half: 10-17 58.8% Game: 17-27 63.0% 7

Penn State 70 • 13-12, 5-7 Big

#	Player	Total		3-Pr		Rebounds		PF	TP	A	TO	Bk	Stl	Min	
		FG	FGA	FT	FTA	Off	Def								
11	Stevens, Lamar	8	13	3	8	12	5	7	4	25	1	3	0	32	
24	Watkins, Mike	2	4	0	0	6	6	1	8	9	4	10	0	4	
10	Carr, Tony	5	12	0	3	4	8	2	5	7	4	14	3	0	
23	Reaves, Josh	1	3	1	1	3	4	1	1	1	5	1	2	1	
33	Garner, Shep	1	9	1	7	0	2	4	2	3	1	1	0	0	
00	Banks, Payton	0	4	0	0	0	0	0	0	0	1	0	0	0	
04	Bostick, Nazeer	0	0	0	0	0	0	0	0	0	0	0	0	0	
05	Samuel, Terrence	2	2	0	0	0	0	0	0	1	2	0	1	0	
44	Moore, Julian	2	2	0	0	5	6	0	3	4	9	0	1	0	
Team															
Totals		21	49	2	18	26	38	10	27	33	70	8	10	6	

FG % 1st Half: 10-26 38.5% 2nd Half: 11-23 47.8% Game: 21-49 42.9% Deaball  
3FG % 1st Half: 2-9 22.2% 2nd Half: 0-9 0.0% Game: 2-18 11.1% Rebounds  
FT % 1st Half: 13-16 81.3% 2nd Half: 13-22 59.1% Game: 26-38 68.4% 6

Officials: Lamont Simpson, Rob Riley, Mike Eades  
Technical fouls: Maryland=None, Penn State=None.

Attendance: 7063

Score by periods	1st	2nd	Total
Maryland	29	35	64
Penn State	35	35	70

Last FG - UMD 2nd-00:12, PSU 2nd-03:04.  
Largest lead - UMD by 1 1st-08:43, PSU by 14 2nd-09:59.  
UMD led for 00:19, PSU led for 38:16, Game was tied for 01:24.

Score tied - 3 times.  
Lead changed - 2 times.

## ► GAME 26: Penn State 83, Illinois 70

FEB. 11, 2017 | STATE FARM CENTER

Penn State 83 • 14-12, 6-7

#	Player	Total		3-Pr		Rebounds		PF	TP	A	TO	Bk	Stl	Min	
		FG	FGA	FT	FTA	Off	Def								
11	Stevens, Lamar	8	15	2	4	5	1	4	5	3	21	2	2	0	
24	Watkins, Mike	2	3	0	0	3	6	9	3	7	2	0	2	0	
10	Carr, Tony	6	11	3	6	0	0	0	1	19	3	6	0	0	
23	Reaves, Josh	3	5	1	2	0	0	1	5	6	7	1	1	0	
33	Garner, Shep	1	2	0	0	0	4	3	3	2	4	0	0	2	
00	Banks, Payton	8	12	3	6	5	5	0	1	1	2	24	0	0	
01	Zemgulis, Davis	0	0	0	0	0	0	0	0	0	2	0	0	0	
04	Bostick, Nazeer	1	3	1	0	0	1	1	2	0	1	2	0	1	
Team															
Totals		29	51	7	16	18	20	5	22	27	20	83	10	14	

FG % 1st Half: 17-31 54.8% 2nd Half: 12-20 60.0% Game: 29-51 56.9% Deaball  
3FG % 1st Half: 4-10 40.0% 2nd Half: 3-6 50.0% Game: 7-16 43.8% Rebounds  
FT % 1st Half: 3-4 75.0% 2nd Half: 15-16 93.8% Game: 18-20 90.0% 3.1

Illinois 70 • 14-12, 4-9

#	Player	Total		3-Pr		Rebounds		PF	TP	A	TO	Bk	Stl	Min	
		FG	FGA	FT	FTA	Off	Def								
02	Nichols, Kipper	3	5	2	2	0	0	1	1	3	6	0	2	0	
12	Black, Leron	4	0	0	0	2	2	1	6	0	0	0	0	0	
22	Morgan, Maverick	3	6	0	0	2	1	3	5	6	0	3	0	0	
03	Lucas, Te'Jon	6	8	0	2	7	13	3	4	3	11	7	2	0	
21	Hill, Malcolm	1	0	1	1	0	1	1	1	14	1	5	0	0	
05	Coleman-Lands, Jalen	3	6	2	5	4	4	0	0	4	12	1	0	0	
13	Abrams, Tracy	2	4	1	2	2	0	4	4	3	7	3	1	0	
43	Finke, Michael	3	7	2	4	0	0	2	3	5	1	8	0	1	
Team															
Totals		24	50	8	17	14	22	6	14	21	70	12	14	0	

FG % 1st Half: 11-22 50.0% 2nd Half: 13-28 46.4% Game: 24-50 48.0% Deaball  
3FG % 1st Half: 4-7 57.1% 2nd Half: 4-10 40.0% Game: 8-17 47.1% Rebounds  
FT % 1st Half: 3-5 60.0% 2nd Half: 11-17 64.7% Game: 14-22 63.6% 5.2

Officials: Terry Ogbesby, Larry Scritton, Lewis Garrison  
Technical fouls: Penn State=None, Illinois=None.

Attendance: 13010

Score by periods	1st	2nd	Total
Penn State	41	42	83
Illinois	29	41	70

Last FG - PSU 2nd-02:23, ILL 2nd-00:29.  
Largest lead - PSU by 19 2nd-11:16, ILL by 3 1st-17:32.  
PSU led for 34:17, ILL led for 01:59, Game was tied for 03:43.

Score tied - 4 times.  
Lead changed - 4 times.



# RECAPS / BOX SCORES

## ► GAME 27: NEBRASKA 82, PENN STATE 66

### FEB. 14, 2017 | PINNACLE BANK ARENA

**Penn State 66 • 14-13, 6-8**

#	Player	Total		3-Ptr		Rebounds		PF	TP	A	TO	Blk	Stl	Min
		FG	FGA	FG	FGA	FT	FTA							
11	Stevens, Lamar	5	15	1	2	4	7	2	13	0	1	1	0	31
24	Watkins, Mike	2	6	0	2	3	2	8	2	3	2	2	2	21
10	Carr, Tony	7	11	1	2	0	0	7	2	15	2	1	0	32
23	Reaves, Josh	2	3	1	2	0	0	1	2	5	2	1	0	22
33	Garner, Shep	5	11	0	4	2	2	8	0	0	0	0	0	30
00	Banks, Payton	2	10	1	8	2	1	0	3	7	0	0	0	30
01	Zemgulis, Davis	0	0	0	0	0	1	0	0	0	0	0	0	5
04	Bostick, Nazeer	0	0	0	0	0	0	0	0	0	0	0	0	2
05	Samuel, Terrence	1	1	0	0	2	2	0	4	0	0	0	0	4
21	Washington, Isaiah	0	0	0	0	0	0	0	0	0	0	0	0	2
44	Moore, Julian	2	4	0	0	3	3	1	4	0	1	1	0	13
<b>Team</b>				1		3		4						
<b>Totals</b>		25	63	4	20	12	16	8	21	29	14	6	6	8

FG % 1st Half: 16.3% 47.1% 2nd half: 9.29 31.0% Game: 25-63 39.7%  
 3FG % 1st Half: 3-11 27.3% 2nd half: 1-9 11.1% Game: 4-20 20.0%  
 FT % 1st Half: 2-6 33.3% 2nd half: 10-10 100.0% Game: 12-16 75.0%

**Nebraska 82 • 11-14, 5-8**

#	Player	Total		3-Ptr		Rebounds		PF	TP	A	TO	Blk	Stl	Min
		FG	FGA	FG	FGA	FT	FTA							
12	Jacobson, Michael	1	2	0	1	5	6	2	3	1	0	2	3	18
32	Tshimanga, Jordy	6	7	0	0	1	6	7	0	12	6	0	1	17
00	Webster, Tai	5	12	0	5	2	3	4	4	12	6	2	0	31
05	Watson Jr., Glynn	5	8	1	2	4	4	15	5	0	0	0	0	25
11	Taylor, Evan	3	5	0	2	3	1	3	4	1	8	2	1	0
02	Horne, Jerah	1	3	1	3	0	0	0	0	0	1	0	0	11
03	Shults, Jason	0	0	0	0	0	0	0	0	0	0	0	0	1
10	McVeigh, Jack	4	9	3	7	4	4	0	2	2	15	3	0	1
13	Lewis, Malcolm	0	1	0	0	0	0	0	0	0	0	0	0	2
15	Roby, Isaiah	3	4	0	0	1	2	4	6	1	0	1	0	19
21	Efradi, Mohammad	1	1	0	0	0	0	1	0	0	0	0	0	1
23	Fuller, Nick	0	0	0	0	0	0	0	0	0	1	0	0	2
30	Morrow Jr., Ed	2	4	0	0	2	1	3	4	2	6	3	0	16
41	Borchardt, Tanner	0	0	0	0	0	0	0	0	1	0	0	0	1
<b>Team</b>				3		4		1						
<b>Totals</b>		31	56	5	17	15	20	7	33	40	18	8	12	3

FG % 1st Half: 17.2% 63.0% 2nd half: 14.29 48.3% Game: 31-56 55.4%  
 3FG % 1st Half: 3-8 37.5% 2nd half: 2-9 22.2% Game: 5-17 29.4%  
 FT % 1st Half: 8-9 88.9% 2nd half: 7-11 63.6% Game: 15-20 75.0%

**Score by periods**

Period	1st	2nd	Total
Penn State	37	29	66
Nebraska	45	37	82

**Points** PSU 29, NEB 46  
**In** 29, **Off** 17  
**2nd** 6, **Fast** 4  
**Break** 4, **Bench** 2

**LINCOLN, Neb.** - Glynn Watson Jr. and Jack McVeigh scored 15 points apiece to lead four Nebraska players in double figures, and the Cornhuskers used their best shooting half of the season to set the tone in an 82-66 victory over Penn State.

Jordy Tshimanga and Tai Webster had 12 points each for the Huskers (11-14, 5-8 Big Ten), who ended a three-game losing streak. Tony Carr had 15 points and Lamar Stevens added 13 to pace Penn State (14-13, 6-8), which lost for the first time in three games.

The Huskers shot 63 percent in the first half. McVeigh scored five points at the start of a 10-3 spurt that got them out to a 34-25 lead, and he beat the buzzer with a swish from the half-court line to make it 45-37 at half.

### ► POSTGAME NOTES

- Penn State moved to 14-13 on the season following the 82-66 loss against Nebraska on Tuesday night. Penn State is now 6-8 in Big Ten play and holds a 3-5 road record.
- For the eighth time this season, the starting line-up was: Tony Carr, Shep Garner, Josh Reaves, Lamar Stevens and Mike Watkins. The team is 4-4 with said starting lineup.
- Penn State won the steals column (8-6) and blocks column (5-3) against Nebraska.
- Penn State also continued to capitalize on forced turnovers, scoring 17 points off 12 total Nebraska turnovers.
- The Nittany Lions beat Nebraska on the offensive boards, edging the Huskers, 8-7.
- After his two-block performance, Watkins holds sole possession of fifth place in single-season blocks with 69.
- Following his two-assist performance, Carr is nine assists from breaking the freshman single-season assist record, held by Ben Luber (114; 2003-04)

## ► GAME 28: NO. 14 PURDUE 74, PENN STATE 70 (OT)

### FEB. 21, 2017 | BRYCE JORDAN CENTER

**Purdue 74 • 23-5, 12-3**

#	Player	Total		3-Ptr		Rebounds		PF	TP	A	TO	Blk	Stl	Min
		FG	FGA	FG	FGA	FT	FTA							
12	Edwards, Vincent	5	10	3	4	1	1	0	1	2	14	2	2	30
30	Swanson, Caleb	7	25	1	8	9	4	10	4	3	0	1	1	36
03	Edwards, Carsen	1	8	1	3	0	0	0	0	0	3	1	0	16
11	Thompson, P.J.	3	8	3	5	2	2	2	3	11	3	0	2	36
31	Mathias, Dakota	4	9	2	5	2	2	0	8	8	3	12	3	0
14	Cline, Ryan	3	7	3	6	2	2	0	0	2	11	3	1	0
44	Haas, Isaac	5	9	0	0	3	4	0	7	7	0	13	2	0
55	Albrecht, Spike	0	2	0	1	0	0	0	3	2	5	0	1	0
<b>Team</b>				4		5								
<b>Totals</b>		23	58	12	26	16	19	10	28	38	13	74	19	2

FG % 1st Half: 9-31 29.0% 2nd half: 12-23 52.2% OT: 2-4 50.0% Game: 23-58 39.7%  
 3FG % 1st Half: 5-13 38.5% 2nd half: 5-11 45.5% OT: 2-2 100.0% Game: 12-26 46.2%  
 FT % 1st Half: 6-9 66.7% 2nd half: 6-6 100.0% OT: 4-4 100.0% Game: 16-19 84.2%

**Penn State 70 • 14-14, 6-9**

#	Player	Total		3-Ptr		Rebounds		PF	TP	A	TO	Blk	Stl	Min
		FG	FGA	FG	FGA	FT	FTA							
11	Stevens, Lamar	8	20	0	5	2	3	5	7	4	18	0	5	1
24	Watkins, Mike	4	6	0	0	3	4	6	7	13	3	11	0	1
10	Carr, Tony	9	17	0	0	3	5	1	4	5	2	21	7	4
23	Reaves, Josh	3	6	0	0	0	0	1	2	3	4	6	1	2
33	Garner, Shep	4	11	2	8	0	0	0	2	2	3	10	0	1
00	Banks, Payton	0	6	0	5	0	0	0	1	1	0	0	1	0
01	Zemgulis, Davis	0	0	0	0	0	0	0	0	0	0	0	0	0
21	Washington, Isaiah	0	0	0	0	0	0	0	1	1	0	0	0	0
44	Moore, Julian	1	2	0	0	2	3	3	6	2	4	0	0	1
<b>Team</b>				2		2		2						
<b>Totals</b>		29	68	2	18	10	14	26	40	18	70	8	16	10

FG % 1st Half: 12-35 34.3% 2nd half: 14-27 51.9% OT: 3-6 50.0% Game: 29-68 42.6%  
 3FG % 1st Half: 5-13 38.5% 2nd half: 17 14.3% OT: 0-1 0.0% Game: 2-18 11.1%  
 FT % 1st Half: 8-9 88.9% 2nd half: 2-4 50.0% OT: 0-1 0.0% Game: 10-14 71.4%

**Officials:** Gene Steratore, Mike Eades, Rob Riley  
 Technical fouls: Purdue-None, Penn State-None.  
**Attendance:** 7505

**Score by periods**

Period	1st	2nd	OT	Total
Purdue	29	35	10	74
Penn State	23	31	6	70

**Points** PSU 46, PURDUE 74  
**In** 12, **Off** 15  
**2nd** 12, **Fast** 4  
**Break** 12, **Bench** 4

**UNIVERSITY PARK, Pa.** - Ryan Cline scored six of his 11 points in overtime to lift No. 14 Purdue to a 74-70 victory over Penn State on Tuesday night.

Cline hit consecutive 3-pointers to secure his team's sixth straight win in a game the Boilermakers led for just 9:16. Vincent Edwards added 14 points, Isaac Haas chipped in 13 and Dakota Mathias scored 12 for the Boilermakers (23-5, 12-3 Big Ten).

Tony Carr scored 21 points, Lamar Stevens added 18 and Mike Watkins finished with 11 for Penn State (14-14, 6-9). Penn State led for all but 7:35 of regulation and by as many as 10 points midway through the first half. But they surrendered the lead on a dunk by Haas with 10:13 left. The Nittany Lions used a 10-2 run and four straight baskets from Carr to send the game into overtime where Cline found his shot.

### ► POSTGAME NOTES

- Penn State moved to 14-14 on the season following the 74-70 overtime loss against Purdue on Tuesday night. Penn State is now 6-9 in Big Ten play and holds a 9-6 home record.
- Following the loss, Penn State is now 0-2 in overtime games this season.
- Penn State is now 3-8 all-time against opponents ranked No. 14 in the coaches poll.
- For the ninth time this season, the starting line-up was: Tony Carr, Shep Garner, Josh Reaves, Lamar Stevens and Mike Watkins. The team is 4-5 with said starting lineup.
- Penn State opened the game on an 8-0 run over the opening 3:02 of the game, forcing an early Purdue timeout. Purdue did not gain the lead until the 10:13 mark in the second half.
- With 13 total rebounds, redshirt freshman Mike Watkins became just the second player to record double-figure rebounds against Purdue, with Iowa's Nicholas Baer being the first to do so. Watkins secured 10 boards with 7:38 remaining in the first half.
- Carr tied the game at 64-64 with an elbow jumper with 16 seconds remaining in regulation. Carr scored 14 of Penn State's final 18 points in the first 40 minutes.
- Penn State dominated the paint, outscoring the Boilermakers 46-12 in the lane.
- Sophomore guard Josh Reaves tied his career-best mark in steals, racking up five against the Boilermakers. It was his third game this season with five steals.
- Penn State dominated the blocks column, registering 10 rejections to Purdue's two.
- Freshman guard Nazeer Bostick did not play after sustaining a right hand fracture at practice over the weekend. His recovery is predicted as 2-4 weeks.

## ► GAME 29: MINNESOTA 81, PENN STATE 71

### FEB. 25, 2017 | WILLIAMS ARENA

**Penn State 71 • 14-15, 6-10**

#	Player	Total		3-Ptr		Rebounds		PF	TP	A	TO	Blk	Stl	Min
		FG	FGA	FG	FGA	FT	FTA							
11	Stevens, Lamar	4	15	0	2	3	6	1	4	5	2	11	1	1
24	Watkins, Mike	4	8	0	1	2	2	4	9	2	2	4	0	1
10	Carr, Tony	7	15	1	3	5	6	0	3	3	2	20	7	1
23	Reaves, Josh	2	5	1	3	0	0	1	2	3	5	1	0	0
33	Garner, Shep	4	17	2	7	0	0	3	5	8	2	10	4	0
00	Banks, Payton	1	3	1	3	0	0	1	3	4	1	11	1	0
01	Zemgulis, Davis	0	0	0	0	0	0	0	0	0	0	0	0	0
21	Washington, Isaiah	0	2	0	0	2	2	0	0	0	0	0	0	0
44	Moore, Julian	2	3	0	0	2	2	1	4	5	3	6	1	0
<b>Team</b>				4		6		2						
<b>Totals</b>		27	76	7	21	10	15	13	27	40	17	71	16	5

FG % 1st Half: 11-36 30.6% 2nd half: 16-40 40.0% Game: 27-76 35.5%  
 3FG % 1st Half: 5-11 45.5% 2nd half: 2-10 20.0% Game: 7-21 33.3%  
 FT % 1st Half: 1-2 50.0% 2nd half: 9-14 64.3% Game: 10-15 66.7%

**Minnesota 81 • 22-7, 10-6**

#	Player	Total		3-Ptr		Rebounds		PF	TP	A	TO	Blk	Stl	Min
		FG	FGA	FG	FGA	FT	FTA							
33	Murphy, Jordan	4	6	0	1	8	10	4	12	16	2	1	1	0
22	Lynch, Reggie	4	10	0	0	1	1	3	0	9	2	1	11	0
00	Springs, Akeem	5	13	2	7	0	0	2	2	1	12	3	1	0
02	Mason, Nate	6	15	4	8	0	0	2	8	3</				



# RECAPS / BOX SCORES

## ▶ GAME 30: OHIO STATE 71, PENN STATE 70

FEB. 28, 2017 | BRYCE JORDAN CENTER

Ohio State 71 • 17-13, 7-10

#	Player	Total		3-Ptr		Rebounds		PF	TP	A	TO	Blk	Stl	Min		
		FG	FGA	FG	FGA	FT	FTA								Off	Def
01	Tate, Jae'Sean	6	8	0	0	2	3	6	9	1	12	0	6	0	2	36
02	Loving, Marc	4	12	2	7	4	6	6	1	14	0	4	0	2	38	
03	Thompson, Trevor	3	5	0	5	7	7	4	11	1	2	0	1	0	24	
03	Jackson, C.J.	1	3	0	1	2	2	2	2	2	1	0	0	0	18	
15	Williams, Kam	1	5	1	4	0	0	1	1	3	1	1	0	0	22	
00	Potter, Micah	1	5	0	3	3	4	1	2	0	5	0	0	0	16	
13	Lyle, JaQuan	7	10	2	2	1	0	6	6	2	17	4	3	0	25	
24	Wesson, Andre	2	3	2	3	1	2	4	7	1	0	2	0	0	21	
Team		1	1													
Totals		25	51	7	20	14	22	6	31	37	15	7	9	17	2	200

FG % 1st Half: 15-28 53.6% 2nd half: 10-23 43.5% Game: 25-51 49.0% Deadball Rebounds: 12  
 3FG % 1st Half: 4-11 36.4% 2nd half: 3-9 33.3% Game: 7-20 35.0%  
 FT % 1st Half: 6-9 66.7% 2nd half: 8-13 61.5% Game: 14-22 63.6%

Penn State 70 • 14-16, 6-11

#	Player	Total		3-Ptr		Rebounds		PF	TP	A	TO	Blk	Stl	Min		
		FG	FGA	FG	FGA	FT	FTA								Off	Def
11	Stevens, Lamar	5	11	2	2	4	6	0	5	2	16	3	4	0	33	
24	Watkins, Mike	1	1	0	0	3	6	1	6	7	1	2	1	0	26	
10	Carr, Tony	8	13	2	5	1	2	1	2	1	21	4	4	0	38	
23	Reaves, Josh	9	13	1	3	0	0	5	3	3	2	1	2	25		
03	Garner, Shep	9	18	5	14	1	1	0	4	4	20	2	1	0	25	
01	Zemgulis, Davis	0	2	0	0	0	0	0	0	0	0	0	0	0	7	
21	Washington, Isaiah	1	4	1	4	2	2	0	1	1	3	5	0	0	22	
44	Moore, Julian	0	0	0	0	0	0	1	2	0	0	0	0	1	14	
Team		1	1													
Totals		23	51	11	31	13	19	3	25	28	18	70	13	11	5	200

FG % 1st Half: 13-27 48.1% 2nd half: 10-28 35.7% Game: 23-51 45.1% Deadball Rebounds: 2  
 3FG % 1st Half: 5-15 33.3% 2nd half: 6-16 37.5% Game: 11-31 35.5%  
 FT % 1st Half: 5-8 62.5% 2nd half: 8-11 72.7% Game: 13-19 68.4%

Officials: Terry Oglesby, Brian Dorsey, Donnie Eppley  
 Technical fouls: Ohio State-Potter, Micah; Penn State-None.  
 Attendance: 7343

Score by periods	1st	2nd	Total
Ohio State	40	31	71
Penn State	36	34	70

Last FG - OSU 2nd-00:03, PSU 2nd-00:11.  
 Largest lead - OSU by 8 1st-05:30, PSU by 9 2nd-14:11.  
 OSU led for 26:02, PSU led for 11:24. Game was tied for 02:29.

## ▶ GAME 31: IOWA 90, PENN STATE 79

MARCH 5, 2017 | CARVER-HAWKEYE ARENA

Penn State 79 • 14-17, 6-12

#	Player	Total		3-Ptr		Rebounds		PF	TP	A	TO	Blk	Stl	Min		
		FG	FGA	FG	FGA	FT	FTA								Off	Def
11	Stevens, Lamar	3	11	0	2	3	3	1	3	4	2	9	4	3	2	33
25	Watkins, Mike	1	8	0	0	1	1	7	5	12	3	17	2	1	0	30
10	Carr, Tony	9	23	0	3	2	4	2	3	5	2	6	7	2	1	31
23	Reaves, Josh	10	12	3	4	2	2	2	3	5	4	25	5	1	1	28
03	Garner, Shep	9	12	2	10	0	0	2	1	3	2	8	3	0	0	23
00	Banks, Payton	2	9	2	7	1	2	1	2	3	7	0	4	0	17	
05	Samuel, Terrence	1	1	0	0	0	0	0	1	1	2	2	0	0	8	
21	Washington, Isaiah	1	2	1	2	0	0	0	0	0	1	3	0	0	9	
44	Moore, Julian	1	2	0	0	0	0	0	3	0	2	0	0	0	11	
Team		0	0													
Totals		31	70	8	28	9	12	15	21	36	19	79	23	12	6	200

FG % 1st Half: 14-36 38.9% 2nd half: 17-34 50.0% Game: 31-70 44.3% Deadball Rebounds: 2  
 3FG % 1st Half: 5-17 29.4% 2nd half: 3-11 27.3% Game: 8-28 28.6%  
 FT % 1st Half: 3-5 60.0% 2nd half: 6-7 85.7% Game: 9-12 75.0%

Iowa 90 • 18-13, 10-8

#	Player	Total		3-Ptr		Rebounds		PF	TP	A	TO	Blk	Stl	Min		
		FG	FGA	FG	FGA	FT	FTA								Off	Def
05	Cook, Tyler	1	5	0	0	1	1	2	8	10	4	11	2	2	1	20
25	Jones, Dale	1	3	1	3	0	0	1	0	1	2	3	0	0	0	4
03	Bohannon, Jordan	3	9	2	6	3	4	0	1	1	11	5	5	0	30	
04	Moss, Isaiah	1	3	0	0	0	0	0	0	0	0	2	0	0	11	
14	Jok, Peter	9	12	4	5	5	6	1	0	1	3	21	2	2	0	21
00	Wagner, Ahmad	1	4	0	0	1	1	2	1	3	1	3	0	0	23	
10	Williams, Christian	0	0	0	0	2	2	0	2	2	0	2	0	0	14	
15	Kriener, Ryan	0	1	0	0	0	0	0	0	0	0	0	0	0	2	
24	Ellingson, Brady	1	6	1	3	0	0	2	1	3	0	0	0	0	22	
25	Uhl, Dom	0	0	0	0	0	0	0	0	0	0	0	0	0	4	
35	Pernis, Cordell	6	9	0	0	2	2	4	2	6	3	14	1	1	1	26
51	Baer, Nicholas	7	10	4	4	2	3	4	6	10	2	20	2	1	0	23
Team		0	0													
Totals		31	65	12	21	16	19	14	25	39	17	90	24	12	2	200

FG % 1st Half: 16-32 50.0% 2nd half: 15-33 45.5% Game: 31-65 47.7% Deadball Rebounds: 2  
 3FG % 1st Half: 5-10 50.0% 2nd half: 7-11 63.6% Game: 12-21 57.1%  
 FT % 1st Half: 10-12 83.3% 2nd half: 6-7 85.7% Game: 16-19 84.2%

Officials: Bo Borowski, D.J. Carstensen, John Gaffney  
 Technical fouls: Penn State-Carr, Tony; TEAM, Iowa-None.  
 Attendance: 15400

Score by periods	1st	2nd	Total
Penn State	35	43	79
Iowa	47	43	90

Last FG - PSU 2nd-00:24, IOWA 2nd-01:06.  
 Largest lead - PSU by 2 1st-15:24, IOWA by 27 2nd-07:44.  
 PSU led for 02:53, IOWA led for 34:54. Game was tied for 02:13.

**IOWA CITY, IOWA** - Senior star Peter Jok scored 20 of his 21 points in the second half and Iowa defeated Penn State 90-79, closing the regular season with four straight wins.

Josh Reaves had 25 points for the Nittany Lions (14-17, 6-12). They went on a 12-0 run and later closed with five straight baskets to cut into the margin. Mike Watkins produced the seventh double-double of his freshman campaign with 17 points and 12 rebounds.

Nicholas Baer added 20 with 10 rebounds for the Hawkeyes (18-13, 10-8 Big Ten), who finished above .500 in conference play for the third year in a row. Jok opened the second half with 11 points in just three minutes, helping negate four consecutive made baskets by Penn State after the break. Jok's long 3 from the elbow made it 70-49 with 12:33 left - and gave him 16 points in less than eight minutes.

### ▶ POSTGAME NOTES

- The game was tight early on, featuring three ties and nine lead changes in the opening 20 minutes.
- Penn State saw the majority of its field goals come by way of assists, scoring 23 of the 31 field goals (74 percent) coming off of passes. Tony Carr led the team with seven, leading Penn State in the assist column for the ninth consecutive game.
- The Nittany Lions out-blocked the Hawkeyes 6-2.
- Penn State logged a season-high 10 dunks in the Iowa loss. The team has 122 total over the course of the season.
- Mike Watkins finished going a perfect 8-of-8 from the floor and 1-of-1 from the free throw line, good for 17 points. He added a game-best 12 rebounds, a pair of assists, and a pair of blocks.
- After scoring 17 points and 12 rebounds, Watkins recorded his team-best seventh double-double of the season.
- After the loss, Penn State will play in the 12 seed vs. 13 seed game in the first game of the Big Ten tournament on March 8 at 4:30 p.m. ET, with the game set to air on ESPN2.

### ▶ POSTGAME NOTES

- Penn State moved to 14-16 on the season following the 71-70 loss against Ohio State on Tuesday night. Penn State is now 6-11 in Big Ten play and holds a 9-7 home record.
- For the 11th time this season, the starting line-up was Tony Carr, Shep Garner, Josh Reaves, Lamar Stevens and Mike Watkins. The team is 4-7 with said starting lineup.
- Freshman guard Tony Carr hit the go-ahead shot with 9.8 seconds left on the clock to give Penn State a 70-69 lead. Ohio State's Jae'Sean Tate responded with a layup with three seconds remaining to win the game, before Carr's heave came up short for the 71-70 result.
- This was Penn State's seventh Big Ten game this season decided in overtime or by one possession.
- Penn State scored 11 3-pointers, the most for the team since Feb. 1 when the team made 11 at Indiana.
- With 20 points, junior guard Shep Garner moved to No. 22 on the all-time scorers list, now with 1,153 points, passing Mark DuMars (1,139).
- Penn State scored the majority of its field goals off assists, with 56.5 percent of the shots from the floor being assisted.
- Tony Carr (21) and Shep Garner (20) both reached 20 points, marking the fourth time in the 2016-17 season that two Penn State players have scored 20 or more in the same game. The team is 2-2 when two players score 20 or more.

# RADIO / TV ROSTER



**PAYTON BANKS**  
Jr. | F | 6-6 | 223  
Orange, Calif.



**DAVIS ZEMGULIS**  
So. | F | 6-6 | 220  
Kaunas, Lithuania



**NAZEER BOSTICK**  
Fr. | G | 6-4 | 187  
Philadelphia, Pa.



**TERRENCE SAMUEL**  
Jr. | G | 6-3 | 208  
Brooklyn, N.Y.



**TONY CARR**  
Fr. | G | 6-3 | 198  
Philadelphia, Pa.




**LAMAR STEVENS**  
Fr. | F | 6-7 | 218  
North Wales, Pa.



**ALEX ZHAO**  
So. | F | 6-6 | 220  
Shenyang, China



**ISAIAH WASHINGTON**  
So. | G | 6-2 | 163  
Williamsport, Pa.



**GRANT HAZLE**  
Fr. | F | 6-5 | 192  
Kingwood, Texas



**JOSH REAVES**  
So. | G | 6-4 | 210  
Fairfax, Va.



**MIKE WATKINS**  
R-Fr. | F | 6-9 | 246  
Philadelphia, Pa.



**SATCHEL PIERCE**  
Jr. | C | 7-0 | 258  
Barberton, Ohio



**SHEP GARNER**  
Jr. | G | 6-2 | 187  
Chester, Pa.



**JULIAN MOORE**  
Jr. | F | 6-10 | 235  
Philadelphia, Pa.




**PATRICK CHAMBERS**  
Head Coach  
Sixth Season



**KEITH URGO**  
Associate Head Coach  
Sixth Season



**DWAYNE ANDERSON**  
Assistant Coach  
Fourth Season



**ROSS CONDON**  
Assistant Coach  
Sixth Season




**DAVID CAPORALETTI**  
Dir. of Operations  
Sixth Season



**RYAN DEVLIN**  
Dir. of Player Development  
Fourth Season



**JON SALAZER**  
Athletic Trainer  
20th Season



**GREG MISKINIS**  
Strength Coach  
First Season



**DR. GREG BILLY**  
Team Physician  
Sixth Season



**NICHOLAS COLELLA**  
Dir. of Recruiting  
Second Season