

PENN STATE NITTANY LIONS

2017 LACROSSE GAME NOTES

GM 3: PENN STATE VS. CORNELL | FEB. 18 | 12 P.M. | PENN STATE LACROSSE FIELD | UNIVERSITY PARK, PA.

Men's Lacrosse Contact: Steven Sommer | Phone: (814) 321-6478 | E-mail: sfs34@psu.edu

STAT COMPARISON

PENN STATE (NATL./CONF.)	CATEGORY	CORNELL* (NATL./CONF.)
18.00 (2/1)	Scoring Offense	9.31 (43/6)
30.00 (2/1)	Points/Game	14.62 (41/6)
.444 (3/2)	Shooting Percentage	.251 (58/6)
12.00 (2/1)	Assists/Game	5.31 (37/6)
.429 (21/5)	Man-Up Offense	.364 (35/5)
38.00 (5/1)	Ground Balls/Game	31.92 (8/2)
5.00 (35/4)	Caused Turnovers/Game	6.77 (35/6)
.706 (5/1)	Faceoff Win Percentage	.633 (4/2) <small>*based on 2016</small>

PROBABLE STARTERS

ATTACK	GP-GS	G	A	PTS	NOTES
#1 Grant Ament	2-2	5	5	10	Five assists vs. RMU tie for No. 2 in a game in 2017
#3 Mac O'Keefe	2-2	11	3	14	Leads nation in goals/game (5.50), 3 B1G honors in 2017
#10 Nick Aponte	2-2	1	3	4	On 34-game point streak, preseason AA HM
MIDFIELD	GP-GS	G	A	PTS	NOTES
#5 Kevin Hill	2-2	4	2	6	Two man-up goals mark country's best
#8 Matt Florence	2-2	0	1	1	Fourth in points (24) in 2016, transferred to PSU in 2015 from Virginia, member of 2012 USA U19 team
#39 Mike Sutton	2-2	4	2	6	Logged team-high 16th career multi-goal game vs. RMU
DEFENSE	GP-GS	G	GB	CT	NOTES
#2 TJ Connellan	2-2	0	0	0	Invited to the Under Armour All-America classic (2015)
#25 Chris Sabia	2-2	0	5	2	Leads team in caused turnovers
#45 Peter Triolo	2-2	0	1	2	Lone senior defender, Tambroni cites his high lacrosse IQ
GOAL	GP-GS	MIN	GA	SAVE	NOTES
#34 Colby Kneese	2-1	84:45	18	14	Earned first college start at Hobart
#19 Will Schreiner	2-1	34:15	8	4	Started every game of 2016, 15 saves vs. OSU
FACE-OFF	GP-GS	GB	F/O	PCT.	NOTES
#40 Gerard Arceri	0-2	23	43-61	.705	Leads Big Ten in faceoff win percentage
#9 Nick McEvoy	0-2	4	0-0	-	Helped HS team to No. 3 national ranking
#38 Drake Kreinz	0-2	2	0-0	-	Fourth in the B1G & 22nd nationally in F/O pct. in 2015
#44 Billy Lombardi	0-1	2	5-7	.714	Finished 2016 with a team-best 104 face-off wins

SATURDAY STORYLINES



CAREER DAYS AT HOBART

- Penn State saw plenty of new personal bests set in its most recent game against Hobart, as 11 Penn State players set 17 new career-best marks.
- Most notable of the new career marks were four goals scored each by the sophomore trio of **Grant Ament**, **Kevin Hill**, and **Nick Spillane**.



ARCERI, O'KEEFE EARN WEEKLY HONORS

- For the second week in a row, Penn State earned half of the Big Ten's weekly honors.
- Freshman **Gerard Arceri** earned his first Big Ten honor by being named Big Ten Specialist of the Week, while **Mac O'Keefe** earned his second Freshman of the Week honor this season.



COACHES CONNECTIONS

- Penn State head coach **Jeff Tambroni** will see a familiar face in Cornell head coach Matt Kerwick Saturday, as the two played together at Hobart for two years.
- Before his time as the head coach at Penn State, Tambroni was the head coach at Cornell for 10 seasons where he won eight Ivy League titles.

GAME 3



2-0	Record	0-0
11/11	Ranking	RV/RV
W2	Streak	L2
W, 21-15 at Hobart	Last Game	L, 6-7 vs. Princeton
Jeff Tambroni	Head Coach	Matt Kerwick
159-80	Career Record	129-119
50-40	School Record	27-18

GAME DETAILS

Date Faceoff	February 18 12 p.m.
Location:	University Park, Pa.
Facility:	Penn State Lacrosse Field

Television: None
Radio: None
Live Video: TBD
Live Stats: http://gopsu.info/MLAXCornellStats

SERIES HISTORY

Overall: 20-20
At Home: 9-11
On The Road: 11-9
Streak: Penn State, W1
First Meeting: April 20, 1923 (L, 3-1)
Tambroni vs. Cornell: 1-0


2017 SCHEDULE

2-0 Overall | 0-0 Big Ten
1-0 Home • 1-0 Away • 0-0 Neutral

Date	Opponent (Rank)	Time (Network)/Result
1.21	NAVY^ (10/9)	-
1.28	ARMY WEST POINT^ (RV/RV)	-
2.4	ROBERT MORRIS	W, 15-11
2.21	at Hobart (RV/NR)	W, 21-15
2.18	CORNELL (RV/RV)	12 p.m.
2.25	at Villanova	11 a.m.
3.4	PENN	12 p.m.
3.7	FURMAN	12 p.m.
3.11	at Harvard	12 p.m.
3.17	FAIRFIELD	4 p.m. (ESPN)
3.25	CLEVELAND STATE	12 p.m.
4.2	OHIO STATE*	7 p.m.
4.8	at Maryland*	1 p.m.
4.15	at Johns Hopkins*	2 p.m. (ESPN)
4.23	RUTGERS*	7 p.m.
4.29	at Michigan*	1 p.m.
5.4-6	Big Ten Tournament	TBA
5.13-14	NCAA First Round	TBA
5.20-21	NCAA Quarterfinals	TBA
5.27	NCAA Semifinals	TBA
5.29	NCAA Championships	TBA

ALL CAPS - denotes home game
^ - denotes exhibition game | * - denotes Big Ten game
Rankings - USILA Coaches Poll/Maverick Media Poll

PLAYER TO WATCH



NICK SPILLANE

#13

**SOPHOMORE | MIDFIELD | 5-10 | 165
FRANKLIN SQUARE, N.Y.**

Spillane enters Saturday's game coming off a career outing against Hobart. Spillane scored four goals and three assists for seven points. He set career bests in all three. Three of Spillane's four goals came during the fourth quarter, helping secure the 21-15 shootout win.

SOCIAL



@PENNSTATEMLAX



@PENNSTATEMENSLACROSSE

PENN STATE NUMERICAL ROSTER

No.	NAME	CL.	Pos.	Ht.	Wt.	HOMETOWN/HIGH SCHOOL
1	Grant Ament	SO	A	5-9	165	Doylestown, Pa./The Haverford School
2	TJ Connellan	FR	D	6-1	180	Cazenovia, N.Y./Cazenovia
3	Mac O'Keefe	FR	A	6-0	180	Syosset, N.Y./Syosset
4	Chris Isenberg	JR	M	6-1	170	Glen Mills, Pa./Malvern Prep
5	Kevin Hill	SO	M	5-10	175	Webster, N.Y./Webster Thomas
6	Ryan Keenan	JR	M	5-9	165	Smithtown, N.Y./Smithtown West
7	Tanner Peck	JR	M	6-1	210	Lincoln University, Pa./Avon Grove
8	Matt Florence	R-SR	M	5-11	175	Greenwood Village, Colo./Kent Denver School
9	Nick McEvoy	FR	M	5-10	177	Washington, D.C./Gonzaga College HS
10	Nick Aponte	SR	A	6-0	175	West Islip, N.Y./West Islip
11	Matt Donnelly	SO	M	5-7	165	Sewell, N.J./Clearview Regional
12	Tyler Butler	JR	D	5-9	205	Doylestown, Pa./Central Bucks East
13	Nick Spillane	SO	M	5-10	165	Franklin Square, N.Y./Carey
14	Dylan Foulds	R-FR	A	6-0	180	Port Coquitlam, British Columbia/Terry Fox Secondary
15	Robby Black	SO	M	6-4	190	Lutherville, Md./McDonogh School
16	Matt Sexton	R-SR	M	5-11	178	Niskayuna, N.Y./Niskayuna
17	Mike Aronow	JR	D	5-11	180	Holbrook, N.Y./Sachem North
19	Will Schreiner	JR	G	6-1	210	Kemblesville, Pa./Avon Grove
20	Hunter Pearl	JR	G/D	5-11	195	Reisterstown, Md./St. Paul's
22	Brian Prestreau	SR	M	6-0	168	Yorktown Heights, N.Y./Yorktown
23	Tommy Wright	SO	D	6-0	185	Garden City, N.Y./Garden City
24	Tyler Chambers	SR	M	5-9	190	Media, Pa./Episcopal Academy
25	Chris Sabia	SO	D	6-2	185	Harleysville, Pa./The Haverford School
26	Matthew Fisher	FR	M	5-10	180	Alexandria, Va./St. Stephen's & St. Agnes
27	Barrett Sutley	FR	M	6-2	197	Owings Mills, Md./McDonogh School
28	Jack Rusbuldt	FR	G	5-10	165	Richmond, Va./Collegiate School
29	Conor Smith	FR	A	6-1	170	Long Island, N.Y./West Islip
31	Kevin Fox	SO	D	5-9	170	Annapolis, Md./St. Mary's
32	Dean Lamela	SO	D	6-2	205	Brick, N.J./The Lawrenceville School
33	Tripp Traynor	JR	M	5-11	170	Downingtown, Pa./Malvern Prep
34	Colby Kneese	FR	G	5-10	173	Dallas, Texas/Highland Park
35	Dan Craig	SR	M	6-1	178	Shelburne, Ontario/Centre Dufferin
36	Brandon Stern	SO	M	5-11	175	Cherry Hill, N.J./Cherry Hill East
37	Mitch Schaefer	FR	M	5-11	160	Canandaigua, N.Y./Canandaigua Academy
38	Drake Kreinz	R-SR	M	6-0	194	Delafield, Wis./The Portsmouth Abbey School (R.I.)
39	Mike Sutton	SR	M	5-9	194	Sewell, N.J./St. Augustine Prep
40	Gerard Arceri	FR	M	6-0	188	St. James, N.Y./Smithtown East
41	Trevor Scollins	SO	G	6-1	175	Marshfield, Mass./Marshfield
42	Jimmy Nowoswiat	SO	A	6-3	225	Kennett Square, Pa./Unionville
43	Nick Cardile	FR	D	6-1	180	West Grove, Pa./Avon Grove
44	Billy Lombardi	SR	M	5-7	195	Rochester, N.Y./Aquinas Institute
45	Peter Triolo	SR	D	6-1	188	Smithtown, N.Y./Smithtown East

Coaches

Jeff Tambroni - Head Coach (Hobart '92) - Seventh Season
Peter Toner - Associate Head Coach (Springfield College, '03) - Seventh Season
Chris Doctor - Assistant Coach (Rutgers '07) - Seventh Season
David Shriver - Director of Operations (Georgetown '11) - Fifth Season

ALPHABETICAL ROSTER

No.	NAME	CL.	Pos.
1	Grant Ament	SO	A
10	Nick Aponte	SR	A
40	Gerard Arceri	FR	M
17	Mike Aronow	JR	D
15	Robby Black	SO	M
12	Tyler Butler	JR	D
43	Nick Cardile	FR	D
24	Tyler Chambers	SR	M
2	TJ Connellan	FR	D
35	Dan Craig	SR	M
11	Matt Donnelly	SO	M
26	Matthew Fisher	FR	M
8	Matt Florence	R-SR	M
14	Dylan Foulds	R-FR	A
31	Kevin Fox	SO	D
5	Kevin Hill	SO	M
4	Chris Isenberg	JR	M
6	Ryan Keenan	JR	M
34	Colby Kneese	FR	G
38	Drake Kreinz	R-SR	M
32	Dean Lamela	SO	D
44	Billy Lombardi	SR	M
9	Nick McEvoy	FR	M
42	Jimmy Nowoswiat	SO	A
3	Mac O'Keefe	FR	A
20	Hunter Pearl	JR	G/D
7	Tanner Peck	JR	M
22	Brian Prestreau	SR	M
28	Jack Rusbuldt	FR	G
25	Chris Sabia	SO	D
37	Mitch Schaefer	FR	M
19	Will Schreiner	JR	G
41	Trevor Scollins	SO	G
16	Matt Sexton	R-SR	M
29	Conor Smith	FR	A
13	Nick Spillane	SO	M
36	Brandon Stern	SO	M
27	Barrett Sutley	FR	M
39	Mike Sutton	SR	M
33	Tripp Traynor	JR	M
45	Peter Triolo	SR	D
23	Tommy Wright	SO	D

PRONUNCIATION GUIDE

Aponte	Uh-PAWN-tee	Kreinz	KRINES
Arceri	AR-sair-ee	Nowoswiat	No-WAZ-ee-it
Aronow	AR-ruh-now	Prestreau	PREST-row
Cardile	CAR-deal	Rusbuldt	RUSS-bult
Connellan	CUH-nell-in	Sabia	SAY-bee-uh
Foulds	Folds	Tambroni	Tam-BRO-Knee
Isenberg	EYE-zen-berg	Triolo	TREE-of-oh
Kneese	CUH-Niece		

PENN STATE BREAKDOWN

PENN STATE BY CLASS

Redshirt Seniors (3): Matt Florence, Drake Kreinz, Matt Sexton

Seniors (7): Nick Aponte, Tyler Chambers, Dan Craig, Billy Lombardi, Brian Prestreau, Mike Sutton, Peter Triolo

Juniors (8): Mike Aronow, Tyler Butler, Chris Isenberg, Ryan Keenan, Hunter Pearl, Tanner Peck, Will Schreiner, Tripp Traynor

Sophomores (11): Grant Ament, Robby Black, Matt Donnelly, Kevin Fox, Kevin Hill, Dean Lamela, Jimmy Nowoswiat, Christopher Sabia, Trevor Scollins, Nick Spillane, Brandon Stern, Tommy Wright

Redshirt Freshmen (1): Dylan Foulds

Freshmen (11): Gerard Arceri, Nick Cardile, TJ Connellan, Matthew Fisher, Colby Kneese, Nick McEvoy, Mac O'Keefe, Jack Rusbuldt, Mitch Schaefer, Conor Smith, Barrett Sutley

PENN STATE BY LOCATION

New York (15): Aponte, Arceri, Aronow, Connellan, Hill, Keenan, Lombardi, O'Keefe, Prestreau, Schaefer, Sexton, Smith, Spillane, Triolo, Wright

Pennsylvania (10): Ament, Butler, Cardile, Chambers, Isenberg, Nowoswiat, Peck, Sabia, Schreiner, Traynor

Maryland (4): Black, Fox, Pearl, Sutley

New Jersey (4): Donnelly, Lamela, Stern, Sutton

Canada (2): Craig, Foulds

Virginia (2): Fisher, Rusbuldt

Colorado (1): Florence

Massachusetts (1): Scollins

Texas (1): Kneese

Washington, D.C. (1): McEvoy

Wisconsin (1): Kreinz

PENN STATE BY POSITION

Attack (6): Ament, Aponte, Foulds, Nowoswiat, O'Keefe, Smith

Midfield (22): Arceri, Black, Chambers, Craig, Donnelly, Fisher, Florence, Hill, Isenberg, Keenan, Kreinz, Lombardi, McEvoy, Peck, Prestreau, Schaefer, Sexton, Stern, Spillane, Sutley, Sutton, Traynor

Defense (10): Aronow, Butler, Cardile, Connellan, Fox, Lamela, Pearl, Sabia, Triolo, Wright

Goalkeeper (5): Kneese, Pearl, Rusbuldt, Schreiner, Scollins

▶ **BY THE NUMBERS**

70.5

Winning 70.5 percent of his faceoffs taken, freshman midfielder **Gerard Arceri** is sixth in the country in faceoff win percentage.

5.50

With 11 goals in his first two games, freshman attackman **Mac O'Keefe** currently leads the nation in goals per game, with 5.50.

2

Penn State's offense has been electric through the first two games, ranking second in the country in scoring offense (18.00) and assists per game (12.00).

▶ **NOTES**

NITTANY LIONS WIN SHOOTOUT AT HOBART

Penn State put on a clinic on the offensive end in its most recent game against Hobart, with the Nittany Lions posting a 21-15 victory in their second win of the season.

▶ Following the second week of play, Penn State's 21 goals and 34 points were the second most in a game during the 2017 season. Penn State's 13 assist output was the third most nationally.

▶ The Penn State outputs for goals (21), assists (13) and points (34) all ranked second in single game marks during the Tambroni era.

▶ Eleven different Nittany Lions broke a total 17 career marks in the game against Hobart.

▶ Four Penn State players in **Grant Ament**, **Kevin Hill**, **Mac O'Keefe** and **Nick Spillane** each scored four goals during the outing. It was the first time during the Tambroni era that four player scored four or more goals in the same game.

ARCERI, O'KEEFE EARN BIG WEEKLY HONORS

For the second straight week, Penn State men's lacrosse took home half of the Big Ten's weekly awards, as the league office announced its honorees Tuesday afternoon. Freshman midfielder Gerard Arceri was named Big Ten Specialist of the Week, while freshman attackman Mac O'Keefe earned his second Freshman of the Week honor in as many weeks.

▶ Arceri was tabbed the Specialist of the Week following another impressive performance at the faceoff "x". The rookie went 22-of-31 on faceoffs while collecting a team-best 10 groundballs in Penn State's most recent win over Hobart.

▶ O'Keefe repeated as the Big Ten Freshman of the Week, matching his point output from his collegiate debut. The Syosset, New York, native, logged seven points on four goals and three assists in Penn State's 21-15 victory in Victor, New York.

PENN STATE THRIVING ON OFFENSE EARLY

Through its first two games, Penn State's offense has looked as impressive as advertised, with the Nittany Lions ranking among the nation's best on the offensive end.

▶ Of the over 70 Division I programs, Penn State finds itself among the top three in four major offensive statistical categories: points/game (second), goals/game (second), assists/game (second) and shooting percentage (third).

▶ Freshman attackman **Mac O'Keefe** leads the country in goals per game (5.50) and is third nationally in points per game (7.00). Sophomore midfielder **Kevin Hill's** two man-up goals lead Division I through two weeks.

LIONS DOMINANT AT THE FACEOFF "X"

Penn State's early success on the offensive end has stemmed from stellar play at the faceoff "x", creating opportunities for the offense to thrive.

▶ Penn State ranks fifth in the country in both faceoff win percentage (.706) and groundballs per game (38.00) following the second week of play. Both figures lead the Big Ten.

▶ Freshman midfielder and faceoff man **Gerard**

Arceri ranks sixth nationally in faceoff percentage (.705) and third in groundballs per game (11.50). Both lead the Big Ten as well.

TAMBRONI EARNS WIN 50 AT PENN STATE

Nittany Lions head coach **Jeff Tambroni** earned his 50th win of his Penn State career on Dec. 11 at Hobart.

▶ Entering the 2017 season, Tambroni ranked ninth in win percentage among active Division I coaches (.662) and 13th in overall wins (157).

▶ Tambroni will become just the fifth active Division I coach with 50 or more wins at multiple DI institutions.

50-PLUS WINS AT TWO DIVISION I SCHOOLS

ACTIVE COACHES

#	NAME	TOTAL WINS	SCHOOL 1 (WINS)	SCHOOL 2 (WINS)
1.	John Danowski	372	Hofstra (192)	Duke (153)
2.	Bill Tierney	370	Princeton (234)	Denver (97)
3.	Mike Pressler	340	Duke (153)	Bryant (74)
4.	Joe Breschi	188	Ohio State (92)	UNC (96)
5.	Jeff Tambroni	158	Cornell (109)	Penn State (50)

SCOUTING THE BIG RED

Penn State takes on Cornell in its third game of the 2017 season, while Saturday's matchup will serve as the season opener for the Big Red. Cornell went 6-7 in 2016, splitting their final four games of the season.

▶ Cornell returns two of its top three scorers from the previous season in sophomore Colton Rupp (23-1-4) and senior Ryan Bray (18-3-21). Cornell also returns its leading assistantman from 2016 in sophomore Ryan Bray (9-13-22).

▶ Cornell returns seven of its 10 starters from the season before.

▶ Penn State's last five games against Cornell have been decided by three or fewer goals. In Penn State's 2001-03 matchups, Tambroni was the coach of the Big Red.

PENN STATE LAST FIVE vs. CORNELL

Date	Winner	H/A	Score
2/20/16	Penn State	A	8-7
3/15/03	Cornell	A	9-8
3/16/02	Cornell	H	11-9
3/17/01	Penn State	A	8-7
5/26/61	Cornell	A	11-8

APONTE'S STREAKING

Following the second weekend of play, senior attackman **Nick Aponte** holds one of the longest statistical streaks in the country.

▶ After logging an assist against the Statesmen last weekend, Aponte has recorded at least one point in each of his last 34 contests, dating back to April 5, 2014.

▶ Aponte's streak is good for 11th in the country. Vermont junior Ian MacKay leads the country with 46 consecutive games registering at least one point, dating back to Feb. 22, 2014.

NATIONAL POINT SCORING STREAK 2017

ACTIVE PLAYERS

#	Gm	Player, School, Pos	G-A-P during	Started
1.	46	Ian MacKay, Vermont, Jr., M	111-60-171	2/22/14
2.	42	Michael LeClair, High Point, Jr., A	65-63-128	3/8/14
4.	42	Connor Cannizarro, Denver, Jr., A	118-61-179	4/19/14
4.	40	Matt Rambo, Maryland, Sr., A	86-54-140	2/14/15
	40	Jack Bruckner, Duke, Sr., A	99-32-131	3/26/14
11.	34	Nick Aponte, Penn State, Sr., A	47-37-84	4/5/14

SEASON HONORS

Mac O'Keefe

- ▶ Big Ten Offensive Player of the Week (2/8)
- ▶ 2x Big Ten Freshman of the Week (2/8, 2/14)

Gerard Arceri

- ▶ Big Ten Specialist of the Week (2/14)

Nick Aponte

- ▶ Preseason Coaches' All-Big Ten
- ▶ Inside Lacrosse Preseason All-America Honorable Mention
- ▶ Big Ten Preseason Honoree

Grant Ament

- ▶ Inside Lacrosse Preseason All-America Honorable Mention
- ▶ Big Ten Preseason Honoree

Chris Sabia

- ▶ Big Ten Preseason Honoree

QUICK FACTS

THE UNIVERSITY

Location..... University Park, Pa.
 Founded..... 1855
 Enrollment..... 47,261
 Nickname..... Nittany Lions
 Colors..... Blue and White
 Conference..... Big Ten Conference
 Home Facilities..... PSU Lacrosse Field (1,000; turf)
 Holuba Hall (1,250; indoor turf)
 President..... Eric Barron
 Director of Athletics..... Sandy Barbour
 Men's Lacrosse Administrator..... Rick Kaluza
 Faculty Representative..... Dr. Linda Caldwell
 Athletics Website..... www.GoPSUsports.com

TEAM INFORMATION

2016 Overall Record..... 8-7
 2016 Big Ten Record..... 2-3
 Postseason Finish..... Big Ten Semifinals
 Home / Away / Neutral Records..... 4-4 / 3-2 / 1-1
 Starters Returning/Lost..... 9/1
 Letterwinners Returning/Lost..... 32/10
 Newcomers..... 11
 2017 Captain..... Nick Aponte
 Twitter/Instagram..... @PennStateMLAX
 Facebook..... PennStateMensLacrosse

PROGRAM HISTORY

First Varsity Year..... 1913
 Seasons..... 103
 All-Time Record..... 508-512-8 (.494)
 Big Ten Record..... 4-6
 First Big Ten Year..... 2015
 NCAA Tournament Appearances..... 3 (2003, 2005, 2013)
 All-Americans (First, Second & HM)..... 122

PENN STATE IN THE POLLS

Week	USILA	Media
Preseason	15	14
Week 1 (Feb. 13)	11	11
Week 2		
Week 3		
Week 4		
Week 5		
Week 6		
Week 7		
Week 8		
Week 9		
Week 10		
Week 11		
Week 12		

NEXT UP



Villanova
 Feb. 25 | 11:00 a.m.
 Villanova, Pa. | Villanova Stadium

▶ NOTES

PENN STATE IN THE NATIONAL RANKINGS

Penn State finds itself in the national rankings again after the second week of action. Penn State climbed four spots in the USILA Coaches Poll and three spots in the Maverik Media Poll, coming in at No. 11 in both.

FRESHMEN MAKE INSTANT IMPACT IN SEASON OPENER

Penn State saw three of its freshmen in particular make an immediate impact in the 2017 season opener, defeating Robert Morris, 15-11.

▶ Attackman **Mac O'Keefe** started his collegiate career with a seven goal outing on 12 total shots. O'Keefe's seven goals were the most for a Penn State player since 1983, when Rich Russo scored a program record 10 goals. O'Keefe's seven goals also led all players nationally through the first weekend.

▶ Midfielder **Gerard Arceri** dominated the faceoff "x", winning 21-of-30 faceoff opportunities. Arceri also logged a team-best 13 groundballs and added a goal. His goal came off the opening faceoff, in which he won the faceoff, scooped up the groundball, and scored in the first nine seconds.

▶ Goalie **Colby Kneese** came into the game just over 21 minutes in. Kneese made eight stops and allowed just five goals over 38:45 to earn his first collegiate win.

O'KEEFE WINS TWO BIG WEEKLY AWARDS

Following his freshman-record seven goal outburst against Robert Morris, freshman attackman **Mac O'Keefe** earned the first Big Ten Offensive Player of the Week and Big Ten Freshman of the Week awards.

▶ O'Keefe's seven goals are the fourth-most by a Penn State player ever in a single game. He is the first player to score seven or more goals in a single game since April 30, 1983, in which Rich Russo logged a program-record 10 against Montclair State.

▶ Following the first weekend of play, the rookie's seven goals and seven points lead the Big Ten and Division I.

APONTE NAMED 2017 CAPTAIN

Senior attackman **Nick Aponte** was named the 2017 squad's lone team captain in October.

▶ Tambroni on Aponte: "Our staff is very happy for Nick and optimistic about the path that he will forge for our team as a leader. He has earned the support and confidence of his teammates and coaches through his competence, tireless work ethic and compassion for this team."

▶ Aponte is just the second player to be a stand-alone team captain in Tambroni's tenure, the other being Kyle Zittel. Before Zittel, the last solo captain was Jon Poole in 1978.

APONTE, AMENT, SABIA NAMED BIG TEN PRESEASON HONOREES

The Big Ten announced its preseason honorees on Jan. 30, with **Nick Aponte**, **Grant Ament** and sophomore defender **Chris Sabia** earning recognition for the Nittany Lions.

▶ Aponte and Ament both garnered postseason Big Ten honors last season, with Aponte becoming PSU's first ever unanimous All-Big Ten first team selection, while Ament earned All-Big Ten honorable mention.

▶ Ament and Sabia were the only two freshmen to start every game in the 2016 season. Ament led the team in assists (34) and points (54), while Sabia finished second on the team in caused turnovers (12) and ground balls (26).

APONTE, AMENT NAMED IL PRESEASON**ALL-AMERICA HONORABLE MENTION**

Penn State's standout attack duo of **Nick Aponte** and **Grant Ament** earned preseason All-America honorable mentions from Inside Lacrosse as a part of the publication's Face-Off Yearbook.

▶ Aponte and Ament were two of 47 players to earn preseason All-America honorable mention distinctions.

▶ Aponte finished the season strong, logging four goals in the final four games of the 2016 season.

▶ Ament led the team in assists in 2016 with 34 - the most assists in a single season since John Hollerbach logged 38 in 1989.

HOGAN CLAIMS SUPER BOWL LI RING

Penn State men's lacrosse finds itself in the headlines in late January following a breakout performance from former Nittany Lion midfield standout and current New England Patriots wide receiver Chris Hogan.

▶ Hogan played four seasons as a midfielder for Penn State, in which he registered 57 goals and 14 assists for 71 career points.

▶ Hogan sustained an injury three games into his sophomore season (2008) in which he scored a pair of goals. Hogan was granted a medical redshirt, which he chose to use at Monmouth University after graduating from Penn State, where he played wide receiver and defensive back for the Hawks.

▶ Hogan's breakout performance came during the AFC Championship game in which he pulled in nine catches for 180 yards and a pair of touchdowns. His 180 receiving yards were a franchise postseason single game record. He recorded four catches for 57 yards in the Patriots 34-28 OT win over the Atlanta Falcons in Super Bowl LI.

▶ Hogan is the only member of Penn State men's lacrosse to ever play in the NFL or win a Super Bowl. Thirty-nine total Nittany Lions have now claimed 56 Super Bowl rings, with Hogan being the most recent player to do so.

ARCERI, O'KEEFE AND WRIGHT COMPETE WITH TEAM USA

Freshmen **Gerard Arceri** and **Mac O'Keefe** and sophomore **Tommy Wright** represented Team USA over the summer of 2016 as a part of the 27-man U19 roster.

▶ The Penn State trio earned the gold medals with the team, marking Team USA's eighth U19 world championship. O'Keefe scored a team-high two goals and added an assist. Arceri saw time, but Wright was sidelined with an injury for USA's 13-12 win over Canada.

▶ Penn State was also represented by associate head coach **Peter Toner**, who served as an assistant coach for the USA U19 team. Head coach **Jeff Tambroni** serves as an assistant for the USA national team, while assistant coach **Chris Doctor** served as an assistant for the Iroquois national team from 2013-14.

▶ Four players on Penn State's current roster have played for the USA U19 team. Redshirt senior **Matt Florence** played with the USA U19 team in 2012 en route to the team's seventh world championship with a 10-8 win vs. Canada.

USILA/NIKE COACHES POLL

Feb. 13, 2017

Rk.	Team	Record	Points	Last Rk.
1	Denver	1-0	363(9)	3
2	North Carolina	2-0	350(6)	1
3	MARYLAND	1-0	349(4)	2
4	Notre Dame	0-0	318	4
5	JOHNS HOPKINS	2-0	300	T8
6	Syracuse	1-0	275	5
7	Virginia	1-0	239	14
8	Yale	0-0	236	T8
9	Loyola	0-1	204	6
10	Brown	0-0	185	11
11	PENN STATE	2-0	176	15
12T	Albany	0-0	146	13
12T	Towson	0-0	146	12
14	Duke	2-1	124	7
15	Air Force	1-1	118	19
16	Richmond	1-0	78	NR
17	Navy*	0-2	74	10
18	RUTGERS	1-0	65	16
19	PENN	0-0	52	RV
20	OHIO STATE	2-0	42	17

Others receiving votes: Bucknell, Army*, Marquette, Boston U, Hofstra, Monmouth, High Point, CORNELL, Stony Brook, HARVARD and Quinnipiac

2017 Opponents in CAPS | * - denotes exhibition opponent

MAVERIK MEDIA POLL

Feb. 13, 2017

Rk.	Team	Record	Points
1	Denver	568 (11)	3
2	MARYLAND	564 (6)	2
3	North Carolina	562 (13)	1
4	Notre Dame	480	4
5	JOHNS HOPKINS	453	9
6	Syracuse	447	6
7	Yale	399	7
8	Virginia	397	15
9	Loyola	356	5
10	Brown	340	8
11	PENN STATE	258	14
12	Albany	251	13
13	Towson	212	12
14	Air Force	162	17
15	Duke	148	10
16	Richmond	143	20
17	Navy*	137	11
18	RUTGERS	95	19
19	OHIO STATE	64	22
20	Marquette	52	18

Others receiving votes: Army*, PENN, Bucknell, HARVARD, CORNELL, VILLANOVA, Boston University, Vermont, Hartford, Quinnipiac, Monmouth, MICHIGAN

2017 Opponents in CAPS | * - denotes exhibition opponent

▶ **NOTES**

RANKED IN THE PRESEASON

Coming into 2017, the Nittany Lions have been tabbed a top 20 team across the board. The team was ranked No. 15 in the preseason USILA coaches poll, while being ranked No. 14 in the preseason Maverik Media poll.

▶ Penn State is ranked for the fourth time in five years, with 2016 being the lone unranked preseason in that span.

▶ Penn State also was predicted to finish third in the Big Ten by both the league's coaches and Inside Lacrosse's Face-Off Yearbook.

BIG TEN PRESEASON POLL

- 1) Maryland (unanimous)
- 2) Johns Hopkins
- 3) Penn State
- T4) Ohio State
- T4) Rutgers
- 6) Michigan

FAMILY BUSINESS

Penn State's current roster features multiple family ties between generations of Penn State lacrosse players.

▶ Redshirt senior midfielder **Matt Florence's** father, Tom, played goalie for the Nittany Lions from 1981-85.

▶ Junior goalie/defenseman **Hunter Pearl** is the son of J.J. Pearl, a Penn State lacrosse goalie from 1989-92. J.J. ranks fifth all-time in saves and had two seasons with a .635 or better save percentage.

▶ Junior midfielder **Tanner Peck** will welcome his younger brother Brayden to the Nittany Lions lacrosse team next season. Brayden signed his national letter of intent in November with 12 others to complete Penn State's 2016 recruiting class.

IN IT FOR THE LONG HAUL

The Penn State roster also features plenty of duos who have played together through their high school careers.

▶ Sophomores **Grant Ament** and **Chris Sabia** (The Haverford School) played together for four years.

▶ Juniors **Will Schreiner** and **Tanner Peck** (Avon Grove) played together for four years.

▶ Sophomore **Robby Black** and freshman **Barrett Sutley** (The McDonogh School) spent three years together in high school.

▶ The duos of **Nick Aponte** and **Conor Smith** (West Islip) and **Peter Triolo** and **Gerard Arceri** (Smithtown East) both had a year of overlap in high school before reuniting at Penn State.

WHO'S BACK

Penn State returns nine of its 10 starters from the 2016 season, including the entire defensive unit, starting midfield, and two of its three attackmen from last year. The Nittany Lions also bring back 11 additional players who played in at least 10 games in 2016.

▶ **Attack:** The attack unit brings back preseason All-America honorable mention duo senior **Nick Aponte** and sophomore **Grant Ament** entering the 2017 season. Aponte led the team in goals (30) in 2016, while Ament paced Penn State in assists (34) and points (54). Despite losing standout TJ Sanders to graduation, redshirt freshman **Dylan Foulds** and sophomore **Jimmy Nowoswiat** return for the season as well.

▶ **Midfield:** The Nittany Lions return 17 midfielders for the 2017 season, highlighted by seniors **Dan Craig**, **Matt Florence** and **Mike Sutton** who combined for 51 goals and 13 assists in 2016. **Ryan Keenan** (10-9-19), **Kevin Hill** (14-5-19), and

Nick Spillane (4-2-6) will all look to make an impact in the offensive midfield while **Tripp Traynor**, **Chris Isenberg** and **Tyler Chambers** hope to help prevent opposing offenses.

▶ **Defense:** Penn State's defense loses no one to graduation, with senior **Peter Triolo** anchoring the Nittany Lions' defensive unit. Sophomore **Chris Sabia** was named a Big Ten preseason honoree, after starting every game last season. **Kevin Fox**, **Mike Aronow**, **Dean Lamela** and **Hunter Pearl** all rejoin the unit as well.

▶ **Faceoff:** Penn State's leading faceoff man last season, **Billy Lombardi**, returns for his final campaign, as does redshirt senior **Drake Kreinz**, who ranks eighth in total faceoff wins.

▶ **Goal:** Junior **Will Schreiner** returns for his junior season after starting all 15 contests last season and earning Big Ten specialist of the week on three occasions. Sophomore **Trevor Scollins** returns for his second season in the Blue and White as well.

WHO'S NEW

In addition to Penn State's 32 returners, the Nittany Lions add 11 new faces to the fold, with plenty of them competing for playing time early on.

▶ **Attack:** **Mac O'Keefe** and **Conor Smith** join Penn State as the two newest attackmen for the Nittany Lions. O'Keefe enters his inaugural season with PSU after serving as a member of Team USA's U19 team over the summer. Smith was a three-time member of the Suffolk County Top-20 team.

▶ **Midfield:** PSU adds five new members to the midfield in **Gerard Arceri**, **Matthew Fisher**, **Nick McEvoy**, **Mitch Schaefer** and **Barrett Sutley**. Arceri helped his high school team to back-to-back county championships. Fisher totaled 53 points his senior year and was a three-sport athlete. McEvoy led his team to two consecutive WCAC titles and a No. 3 national ranking. Schaefer earned Section V Tournament MVP honors in 2013. Sutley helped McDonogh to three straight MIAA semifinal appearances and was a MYLA All-Star.

▶ **Defense:** **Nick Cardile** and **TJ Connellan** are Penn State's newest defensemen. Cardile helped Avon Grove to a Ches-Mont Championship and state finals appearance, while Connellan helped Cazenovia to four state finalist finishes while being invited to the Under Armour All-America classic in 2015.

▶ **Faceoff:** Arceri and McEvoy both play a role in the faceoff game. Arceri joined O'Keefe on the U19 USA team, while McEvoy was a first team All-WCAC honoree and was a Washington All-Met honorable mention.

▶ **Goal:** **Colby Kneese** and **Jack Rusbuldt** round out Penn State's newest additions. Kneese led Highland Park to a Texas state championship in 2015 while earning All-State and Under Armour All-America honors. Rusbuldt was named both a U.S. Lacrosse All-America and Virginia All-State recipient.

2017 STAT LEADERS

Points	Mac O'Keefe	14
Goals	Mac O'Keefe	11
Assists	Grant Ament	5
Shots	Mac O'Keefe	20
Shot Pct.	Tyler Chambers/Nick McEvoy	1.000
Man-up Goals	Kevin Hill	2
Ground Balls	Gerard Arceri	23
Caused TO's	Chris Sabia/Peter Triolo	2
GAA	Colby Kneese	12.59
FO %	Billy Lombardi	.714

SUPERLATIVES

Hat Tricks	2017/Career
Mike Sutton	1/8
Nick Aponte	-/7
Matt Florence	-/4
Mac O'Keefe	2/2
Grant Ament	2/2
Kevin Hill	2/2
Dan Craig	-/2
Nick Spillane	1/1
Ryan Keenan	-/1

Multi-Goal Games	2017/Career
Mike Sutton	1/16
Nick Aponte	-/12
Matt Florence	-/10
Grant Ament	1/8
Dan Craig	-/7
Kevin Hill	1/4
Ryan Keenan	1/4
Mac O'Keefe	2/2
Nick Spillane	1/1
Brian Prestreau	-/1

Multi-Assist Games	2017/Career
Grant Ament	1/11
Nick Aponte	1/8
Dan Craig	-/5
Kevin Hill	1/3
Ryan Keenan	1/3
Matt Florence	-/2
Mac O'Keefe	1/1
Nick Spillane	1/1
Mike Sutton	1/1
Tanner Peck	-/1
Matt Sexton	-/1

MILESTONE TRACKER

CAREER GOALS	Milestone	Name	No. To Go
25 goals		Kevin Hill	7
		Brian Prestreau	10
		Ryan Keenan	12
50 goals		Nick Aponte	3
		Matt Florence	13
		Dan Craig	17
75 goals		Grant Ament	25
		Mike Sutton	15

CAREER ASSISTS	Milestone	Name	No. To Go
25 assists		Dan Craig	1
		Ryan Keenan	9
		Matt Florence	12
50 assists		Nick Aponte	11
		Grant Ament	11

CAREER POINTS	Milestone	Name	No. To Go
50 points		Ryan Keenan	21
		Nick Aponte	13
100 points		Mike Sutton	31
		Grant Ament	36
		Dan Craig	43
		Matt Florence	50

▶ **NOTES**

PENN STATE ADDS 13 FOR 2018

The Penn State men's lacrosse team finalized the class of 2021 on Tuesday, Nov. 15, as head coach **Jeff Tambroni** and his staff welcomed 13 new players to the roster, all slated to begin competing with the team in the 2018 season.

▶ Penn State's newest group of incoming talent includes Bobby Burns (Smithtown, Long Island, N.Y.), Greg Ey (Baltimore, Md.), Jake Glatz (Shrewsbury, Pa.), Jack Kelly (Scarborough, Ontario, Canada), Jake McCaughan (Richland, N.J.), John Nostrant (Haverford, Pa.), Brayden Peck (West Grove, Pa.), Dan Reaume (Beverly Hills, Mich.), Mike Shinske (Medford, N.J.), Joey Soran (Aurora, Colo.), Sean Sperzel (Westwood, Mass.), Dylan Sulzbach (Pittsford, N.Y.) and Cole Willard (Cazenovia, N.Y.).

▶ Tambroni on the incoming class: "Our staff is thrilled about the incoming class. The combination of size, skill and IQ will allow our program to advance on the field. More importantly, the combination of character, work ethic and core family values will allow our program to advance off the field. We are very proud to welcome these fine young men and their respective families to Penn State lacrosse."

HONORING DARCEY

After the summer of 2015, the Nittany Lions decided as a program to honor the memory of goaltender Connor Darcey in several ways.

▶ Penn State commemorated his memory by pinning the No. 16 to the back of their nets for every home game starting at the beginning of the 2016 season.

▶ The Nittany Lions also named the locker room after Darcey during a pregame ceremony before their April 30, 2016 game against Michigan.

▶ The team decided it would pass down the No. 16 jersey each year to a rising senior, allowing the senior who previously wore the number to share the story of Darcey's legacy when passing down the number.

▶ Tambroni on the new tradition: "... Each year somebody would wear it and for the following year when the season was complete they would then hand it down to another senior. It would provide them an opportunity to talk about Connor Darcey and what he meant to them, what the number meant to them, what it meant to shoulder that responsibility but also that spirit."



Penn State men's lacrosse will continue to honor the life and spirit of Nittany Lion goalie Connor Darcey who passed away suddenly two years ago. Forever honoring the son and brother, the team will wear commemorative stickers on their helmets. Redshirt senior Matt Sexton will wear Darcey's No. 16 jersey for the 2017 season.

AROUND THE BIG TEN

STANDINGS

Team	Conf.	Pct.	Overall	Pct.
Michigan	0-0	.000	3-0	1.000
Maryland	0-0	.000	2-0	1.000
Johns Hopkins	0-0	.000	2-0	1.000
Ohio State	0-0	.000	2-0	1.000
PENN STATE	0-0	.000	2-0	1.000
Rutgers	0-0	.000	1-0	1.000

THIS WEEK

- Feb. 14, 2017**
Maryland at Saint Joseph's Maryland, 16-8
- Feb. 15, 2017**
Michigan at Detroit Mercy Michigan, 15-10
- Feb. 18, 2017**
- | | |
|-----------------------------|----------|
| Massachusetts at Ohio State | 12:00 pm |
| Cornell at Penn State | 12:00 pm |
| High Point at Maryland | 1:00 pm |
| Loyola at Johns Hopkins | 1:00 pm |
| Army at Rutgers | 2:30 pm |
| Michigan at Bellarmine | 6:00 pm |

WEEKLY B1G AWARD WINNERS

- Offensive Player: Matt Rambo, Maryland
- ▶ Scored three goals and added three assists in the Terrapins' road win against nationally-ranked Navy
 - ▶ Matched his career-high of six points, including five in the second half
 - ▶ Tallied all three of his assists in a four-goal run during the third quarter

- Defensive Player: Chris Groel, Rutgers
- ▶ Anchored Rutgers' defensive unit that limited St. John's to just eight goals in a 14-8 road victory
 - ▶ Gathered a team-high five groundballs
 - ▶ Drew the defensive assignment on St. John's Jason Debenedictis, who scored 33 goals last season, and did not allow him to score a goal

- Specialist: Gerard Arceri, Penn State**
- ▶ Helped guide the Nittany Lions to a 21-15 win over Hobart
 - ▶ Won 22-of-31 faceoffs and logged a team-high 10 ground balls

- Freshman: Mac O'Keefe, Penn State**
- ▶ Tallied seven points to lead Penn State to its second win of the season, a 21-15 victory over Hobart
 - ▶ Scored four goals on eight shots and added three assists

Feb. 8
O/F: Mac O'Keefe, PSU
D: Nick Fields, JHU
S: Tom Carey, OSU

CONFERENCE LEADERS

as of 2/14/17

Statistic	Name, School	Value
Assists/Game	Colin Heacock, UMD	3.00
	Matt Rambo, UMD	
CT/Game	Matt Neufeldt, UMD	3.00
Faceoff Win %	GERARD ARCERI, PSU	.705
Goals/Game	MAC O'KEEFE, PSU	5.50
GAA	Gerald Logan, JHU	6.01
GB/Game	GERARD ARCERI, PSU	11.50
Man-Up Goals	Patrick Fraser, JHU	2
	KEVIN HILL, PSU	
Points/Game	MAC O'KEEFE, PSU	7.00
Save %	Tommy Heidt, UM	.694
Saves/Game	Tommy Heidt, UM	12.50
Shot %	Mike Schlosser, UM	.714

Bold indicates national leader.

THE LAST TIME

PENN STATE...

Scored 5 or less goals.....	4/4/15	at #3 Maryland (5-12)
Scored 6-9 goals.....	5/5/16	vs. #3 Maryland (9-16)
Scored 10-14 goals.....	4/30/16	vs. Michigan (14-9)
Scored 15-17 goals.....	2/4/17	vs. Robert Morris (15-11)
Scored 18 goals.....	2/16/08	vs. Robert Morris (18-2)
Scored 19 goals.....	4/9/05	vs. #15 Hobart (19-13)
Scored 20+ goals.....	2/11/17	at Hobart (21-15)
Allowed 0 goals.....	4/15/67	vs. Colgate (7-0)
Allowed 1 goal.....	4/12/14	at #19 Towson (8-1)
Allowed 2-3 goals.....	3/23/13	vs. Saint Joseph's (9-2)
Allowed 4-6 goals.....	4/3/16	at Ohio State (6-5)
Allowed 7-9 goals.....	4/30/16	vs. Michigan (14-9)
Allowed 10-14 goals.....	2/4/17	vs. Robert Morris (15-11)
Allowed 15-19 goals.....	2/11/17	at Hobart (21-15)
Allowed 20+ goals.....	3/20/10	at #8 Duke (11-20)
Won in overtime.....	3/12/16	vs. #8 Harvard (13-12)
Lost in overtime.....	4/17/16	vs. #17 Johns Hopkins (11-12)
Won in double overtime.....	4/28/12	vs. Hofstra (9-8)
Lost in double overtime.....	4/11/15	at Johns Hopkins (10-11)
Won in triple overtime.....	never	
Lost in triple overtime.....	4/5/14	at Drexel (12-13)
Was ranked in the USILA Top 5.....	3/10/14	5th
Was ranked in the USILA Top 10.....	3/3/14	7th
Was ranked in the USILA 11-20.....	1/9/17	15th
Played a USILA Top 5 Team.....	5/5/16	vs. #3 Maryland (9-16)
Played a USILA 6-10 Team.....	3/12/16	vs. #8 Harvard (13-12)
Played a USILA 11-20 Team.....	4/22/16	at #19 Rutgers (14-15)
Defeated a USILA Top 5 Team.....	3/26/16	vs. #1 Denver (15-10)
Defeated a USILA 6-10 Team.....	3/12/16	vs. #8 Harvard (13-12)
Defeated a USILA 11-20 Team.....	2/20/16	at #18 Cornell (8-7)
Attempted less than 20 shots.....	2/27/11	19 vs. Notre Dame (2-6)
Attempted 20-29 shots.....	3/19/16	21 vs. UMass (9-11)
Attempted 30-39 shots.....	2/4/17	vs. Robert Morris (15-11)
Attempted 40-49 shots.....	2/11/17	at Hobart (21-15)
Attempted 50-59 shots.....	3/22/14	50 vs. #18 Albany (10-17)
Attempted 60+ shots.....	2/20/09	75 vs. Robert Morris (17-24)
Allowed 23 or less shots.....	4/12/14	23 at #19 Towson (8-1)
Allowed 24-29 shots.....	2/4/17	vs. Robert Morris (15-11)
Allowed 30-39 shots.....	5/5/16	vs. #3 Maryland (9-16)
Allowed 40-49 shots.....	2/11/17	42 at Hobart (21-15)
Allowed 50+ shots.....	4/4/15	50 at #3 Maryland (5-12)
Scored 25+ points.....	4/2/17	vs. Robert Morris (15-11)
Made 15-19 saves.....	4/3/16	15 at Ohio State (6-5)
Made 25+ saves.....	3/19/11	25 vs. #10 Massachusetts (8-7)
Tallied 10+ assists.....	2/11/17	13 at Hobart (21-15)
Won an NCAA Tourney game.....	never	
Lost an NCAA Tourney game.....	5/11/13	vs. #11 Yale (7-10)

A PENN STATE PLAYER...

Scored 4 goals.....	2/11/17	Four at Hobart (21-15)
Scored 5 goals.....	3/10/15	TJ Sanders vs. Marist (9-8)
Scored 6 goals.....	2/8/14	Shane Sturgis vs. Michigan (22-7)
Scored 7 goals.....	2/4/17	Mac O'Keefe (15-11)
Scored 8 goals.....	4/19/72	Jim Trenz vs. Loyola (17-10)
Scored 9 goals.....	5/9/72	Jim Trenz vs. Bucknell (19-6)
Scored 10 goals.....	4/30/83	Rich Russo vs. Montclair State (25-6)
Scored 2 man-up goals.....	2/11/17	Kevin Hill at Hobart (21-15)
Tallied 8 points.....	2/18/12	Jack Forster vs. Michigan (16-9)
Tallied 11 points.....	5/11/71	Jim Trenz vs. Bucknell (16-12)
Tallied 12+ points.....	5/2/83	14, Gary Martin vs. Bucknell (20-13)
Had 4 assists.....	3/19/16	Grant Ament vs. UMass (9-11)
Had 5+ assists.....	2/4/17	5, Grant Ament vs. Robert Morris (15-11)
Had 7+ assists.....	5/2/83	9, Gary Martin vs. Bucknell (20-13)
Attempted 15-20 shots.....	3/21/09	16, Chris Hogan vs. Fairfield (4-5)
Attempted 20+ shots.....	2/10/10	25, Chris Hogan vs. Robert Morris (17-24)
Made 15-19 saves.....	4/3/16	15, Will Schreiner at Ohio State (6-5)
Made 20-21 saves.....	5/4/11	20, Austin Kaut vs. UMass (9-10)
Made 22-24 saves.....	4/4/09	24, Drew Adams vs. Hobart (10-8)
Made 25-30 saves.....	3/19/10	25, Austin Kaut at #9 UMass (9-8)
Made 30-39 saves.....	4/10/82	34, Joe Guterding vs. Hofstra (16-10)
Made 40 saves.....	4/13/57	40, Jim Houck vs. Navy (8-19)

PENN STATE WHEN

50-40..... under Jeff Tambroni
 14-16..... All-time at Penn State Lacrosse Field
 20-11..... In true road games the past three seasons

IN 2017...

1-0..... at home
 1-0..... on the road
 0-0..... at neutral sites
 0-0..... in overtime
 2-0..... when leading after one quarter
 0-0..... when tied after one quarter
 0-0..... when trailing after one quarter
 2-0..... when leading at halftime
 0-0..... when trailing at halftime
 0-0..... when tied at halftime
 2-0..... when leading after three quarters
 0-0..... when tied after three quarters
 0-0..... when trailing after three quarters
 2-0..... when scoring first goal
 0-0..... when opponent scores first goal
 2-0..... when out-shooting opponent
 0-0..... when taking same amount of shots
 0-0..... when out-shot by opponent
 2-0..... when winning ground ball battle
 0-0..... when tied in ground ball battle
 0-0..... when losing ground ball battle
 2-0..... when winning faceoff battle
 0-0..... when tied in faceoff battle
 0-0..... when losing faceoff battle
 0-0..... against ranked opponents
 2-0..... against unranked opponents
 0-0..... against higher-ranked opponents
 2-0..... against lower-ranked opponents
 0-0..... when scoring less than 10 goals
 0-0..... when scoring 10 or more goals
 0-0..... when allowing less than 10 goals
 2-0..... when allowing 10 or more goals
 2-0..... on Saturday
 2-0..... on turf
 0-0..... playing outdoor
 2-0..... playing indoor
 2-0..... during the day
 0-0..... at night

SCORING BY QUARTER

	1st	2nd	3rd	4th	OT	2OT	Final
Penn State	6	1	3	5			15
Robert Morris	4	2	3	2			11
Penn State	5	5	5	6			21
Hobart	2	2	7	4			15

Penn State Cornell							
Penn State Villanova							
Penn State Penn							
Penn State Furman							
Penn State Harvard							
Penn State Fairfield							
Penn State Cleveland State							
Penn State Ohio State							
Penn State Maryland							
Penn State Johns Hopkins							
Penn State Rutgers							
Penn State Michigan							
PENN STATE	11	6	8	11			36
OPPONENTS	6	4	10	6			26

HEAD COACH JEFF TAMBRONI



SEVENTH YEAR | HOBART '92

CAREER RECORD: 159-80 (.663) | AT PENN STATE: 50-40 (.555)

CAREER ACHIEVEMENTS:

- ▶ 2009 USILA DI Coach of the Year
- ▶ 2011 CAA Co-Coach of the Year
- ▶ 2013 CAA Coach of the Year
- ▶ 2014 U.S. Men's National Team Assistant Coach
- ▶ Enters 2016 ninth in all-time win percentage among active DI head coaches
- ▶ Responsible for 10 All-Americans, four Scholar All-Americans, 13 All-Conference First Team selections and 75 Academic All-Big Ten selections.

After guiding the Nittany Lions through their second season of Big Ten Lacrosse, Jeff Tambroni returns for his seventh season as Penn State's head coach in 2017.

Tambroni, one of the sport's most decorated coaches, enters the 2017 season ranking ninth among all active Division I coaches in career win percentage. During the 2016 season, Tambroni guided Penn State to its fifth season going .500 or above under his guidance. Most notably of the 2016 campaign, he led Penn State to defeat a top-ranked opponent for the first time in program history on March 26, when the Nittany Lions earned a 15-10 victory over defending national champions No. 1 Denver, snapping the opponent's 20-game win streak. Penn State notched two other wins over ranked opponents during the 2016 campaign as well, knocking off No. 18 Cornell and No. 8 Harvard in the process.

Tambroni led Penn State to be one of the most efficient teams in the country in 2016, with the team finishing second in Division I in turnovers per game, while finishing sixth in the country in shooting percentage. Penn State earned its first unanimous All-Big Ten selection in attackman Nick Aponte, while Grant Arment and Mike Aronow earned All-Big Ten honorable mentions. Tambroni also led TJ Sanders to be named Penn State's ninth USILA Scholar All-America selection.

Tambroni guided the Nittany Lions through a historic season in 2015 that brought Penn State's first appearance in the Big Ten Tournament following the first ever season of Big Ten lacrosse. The Nittany Lions opened the season ranked No. 14 in the USILA DI Preseason Coaches' Poll and knocked off No. 16/11 Penn during the 2015 season. Tambroni also led Penn State to its first two Big Ten conference victories as well as a berth to the conference tournament. He also mentored rising senior TJ Sanders to USILA All-America honorable mention honors.

In 2014, Tambroni led Penn State to its fourth consecutive above-.500 season. His student-athletes earned the eighth USILA All-American and third Scholar All-America honors of Tambroni's Penn State career. He also coached goalkeeper Austin Kaut to his school record third All-America honor and conference-best All-CAA First Team award.

Penn State's 2013 campaign saw Tambroni lead Penn State to one of the greatest seasons in program history while celebrating its 100th season. The Nittany Lions set new records for wins (12) and earned the program's first outright regular season conference title by sweeping the CAA with a 6-0 record. PSU rattled off 10 straight wins from March through May to earn the school's third NCAA bid and first chance to host an NCAA game.

Tambroni was named CAA Coach of the Year for the second time in his career (2011), while Kaut (under Tambroni's tutelage) was named Ensign C. Markland Kelly, Jr. Award for the nation's best goalie. Also, Kaut was CAA Player and Defensive Player of the Year. TJ Sanders was named Rookie of the Year and the Nittany Lions placed six on the All-CAA First Team.

During the 2012 campaign, Tambroni led the Nittany Lions to a second-place CAA finish with two USILA All-Americans and six All-CAA honorees. Penn State finished with a 9-6 overall record and a 5-1 mark in conference action.

The 2011 CAA Co-Coach of the Year, Tambroni led the Nittany Lions to a 7-7 record and their first-ever CAA tournament berth during his first year at the program's helm.

In 2011, eight Nittany Lions garnered All-CAA recognition and freshman goalkeeper Austin Kaut earned Rookie of the Year honors while being named a USILA Honorable Mention All-American.

Prior to Penn State, Tambroni spent 10 seasons as head coach at Cornell (2001-10). He guided the Big Red to a 109-40 record and three NCAA Semifinal appearances (2007, 2009-10), including the 2009 national championship game.

Tambroni was named USILA Division I Coach of the Year following the 2009 season and was tabbed the 2007 and 2009 Field Turf/NCAA Division I Coach of the Year. Tambroni was also the 2004 and 2009 Ithaca Journal Male Coach of the Year and a three-time National Coach of the Week.

While at Cornell, Tambroni became the 10th-fastest coach to reach the 100-win mark when he accomplished the feat in his 134th career game in March 2010.

During his tenure, his players earned 37 first-team All-Ivy honors, including five Ivy League awards, and three conference Rookie of the Year selections. In addition, 39 players garnered All-America recognition.

Prior to serving as Cornell's head coach, he spent four seasons as a Big Red assistant coach (1997-2000). Tambroni also served as assistant coach at Loyola College in 1997 and at his alma mater, Hobart College, for three seasons. With the Statesmen, he helped the program reach the 1994 NCAA Division III national championship game.

A 1992 graduate, Tambroni earned his bachelor's degree in American studies. He earned first-team All-America honors as a senior and was twice named a second-team All-American (1990-91). The MVP of the 1990 NCAA title game, Tambroni helped lead the team to back-to-back NCAA championships (1990-91) and left Hobart tied for seventh on the school's all-time scoring list with 202 points.

Before embarking upon his collegiate coaching career, Tambroni coached the Heaton Mersey Lacrosse Club of the English Lacrosse Union for one year and served as a visiting coach for the Czech-American Lacrosse Foundation in Prague in the summer of 1996.

Tambroni and his wife, Michelle, have three daughters, Carissa, Madison and Ella. Michelle played field hockey at Penn State from 1988-90 and earned All-America honors as a senior.

TAMBRONI YEAR-BY-YEAR

Season	Overall	Pct.	Conf.	Pct.	Finish
2001	7-6	.538	4-2	.667	T-2nd
2002	11-4	.733	4-2	.667	T-2nd
2003	9-4	.692	5-1	.833	T-1st
2004	9-5	.643	5-1	.833	T-1st
2005	11-3	.786	6-0	1.000	1st
2006	11-3	.786	5-1	.833	T-1st
2007	15-1	.938	6-0	1.000	1st
2008	11-4	.733	5-1	.833	T-1st
2009	13-4	.764	5-1	.833	T-1st
2010	12-6	.667	4-2	.667	T-1st
<i>At Cornell</i>	<i>109-40</i>	<i>.732</i>	<i>49-11</i>	<i>.817</i>	
2011	7-7	.500	4-2	.667	2nd
2012	9-6	.600	5-1	.833	2nd
2013	12-5	.706	6-0	1.000	1st
2014	7-6	.538	3-2	.600	3rd
2015	5-9	.357	2-3	.400	4th
2016	8-7	.533	2-3	.400	4th
2017	1-0	1.000	-	-	
<i>At PSU</i>	<i>50-40</i>	<i>.555</i>	<i>22-11</i>	<i>.667</i>	

Career 159-80 .663 71-22 .763

9 League Titles (8 Ivy League, 1 CAA), 9 NCAA Appearances

TAMBRONI LANDMARK WINS

CAREER

WIN	OPPONENT	SCORE	DATE
1	at Fairfield*	10-9	3/3/2001
25	at Dartmouth*	13-5	4/12/2003
50	vs. Army*	13-1	3/11/2006
75	vs. #17 Army*	9-8	3/8/2008
100	vs. Army*	12-11 (OT)	3/6/2010
125	at Michigan	11-6	2/9/2013
150	vs. Robert Morris	20-7	2/6/2016

* - at Cornell

PENN STATE

WIN	OPPONENT	SCORE	DATE
1	vs. Binghamton	9-7	2/19/2011
10	at #16 Ohio State	5-2	2/26/2012
20	at Binghamton	11-7	3/19/2013
30	at #4 Notre Dame	8-7	2/22/2014
40	at Michigan	10-9	4/25/2015
50	at Hobart	21-15	2/11/2017

TAMBRONI'S RECORD VS. 2017 OPPONENTS

OPPONENT	W-L	LAST MEETING
Robert Morris	2-0	2/4/2017 (W, 15-11)
Hobart	12-1	2/11/2017 (W, 21-15)
Cornell	1-0	2/20/2016 (W, 8-7)
Villanova	2-4	2/27/2016 (L, 9-19)
Penn	9-3	3/5/2016 (L, 7-11)
Furman	1-0	3/8/2016 (W, 16-7)
Harvard	11-1	3/12/2016 (W, 8-7)
Fairfield	1-0	3/3/2001 (W, 10-9)
Cleveland State	-	-
Ohio State	3-5	4/3/2016 (W-OT, 6-5)
Maryland	0-3	5/5/2016 (L, 9-16)
Johns Hopkins	0-3	4/17/2016 (L, 11-12)
Rutgers	2-1	4/22/2016 (L, 14-15)
Michigan	5-0	4/30/2016 (W, 14-9)

LACROSSE STAFF



PETER TONER
ASSOCIATE HEAD COACH
SEVENTH SEASON
SPRINGFIELD '03



CHRIS DOCTOR
ASSISTANT COACH
SEVENTH SEASON
RUTGERS '07



DAVID SHRIVER
DIRECTOR OF OPERATIONS
SIXTH SEASON
GEORGETOWN '11

TAMBRONI ERA TEAM HIGHS

MOST GOALS

Rank	No.	Opponent	Date
1	22	Michigan	2/8/2014
2	21	Hobart	2/11/2017
3	20	Robert Morris	2/6/2016
4	17	Hobart	2/13/2016
3	16	Michigan	2/18/2012
		Hofstra	4/27/2013
		Furman	3/8/2016
8	15	Denver	2/17/2013
		Robert Morris	2/4/2017
		Vermont	2/7/2015
		Denver	3/26/2016

MOST ASSISTS

Rank	No.	Opponent	Date
1	17	Robert Morris	2/6/2016
2	13	Hobart	2/11/2017
3	11	Michigan	2/18/2012
		Harvard	3/12/2016
		Michigan	4/30/2016
		Robert Morris	2/4/2017
7	9	Vermont	2/7/2015
		Furman	3/8/2016
		Denver	3/26/2016
10	8	Lehigh	3/9/2013
		Villanova	3/31/2016

MOST POINTS

Rank	No.	Opponent	Date
1	37	Robert Morris	2/6/2016
2	34	Hobart	2/11/2017
3	28	Michigan	2/8/2014
4	27	Michigan	2/18/2012
5	26	Robert Morris	2/4/2017
5	25	Hobart	2/13/2016
		Furman	3/8/2016
		Michigan	4/30/2016
8	24	Vermont	2/7/2015
		Harvard	3/12/2016
		Denver	3/26/2016

MOST SHOTS

Rank	No.	Opponent	Date
1	57	Michigan	2/9/2013
2	50	Albany	3/22/2014
3	47	Drexel	4/6/2013
4	46	Robert Morris	2/6/2016
5	45	Penn	2/28/2015
6	44	Delaware	4/23/2011
7	43	Michigan	2/18/2012
		Michigan	2/8/2014
		Michigan	4/25/2015
10	42	Denver	2/17/2013
		Hobart	2/11/2017

MOST GROUNDBALLS

Rank	No.	Opponent	Date
1	50	Albany	3/22/2014
2	47	Robert Morris	2/6/2016
3	44	Michigan	2/9/2013
		Penn	2/28/2015
		Hobart	2/11/2017
5	42	Delaware	4/23/2011
6	38	Drexel	4/9/2011
		Towson	4/16/2011
		Towson	4/14/2012

MOST CAUSED TURNOVERS

Rank	No.	Opponent	Date
1	16	Albany	3/22/2014
2	14	Denver	3/10/2012
		Saint Joseph's	3/23/2013
		Bucknell	3/26/2013
5	12	Michigan	2/18/2012
		Towson	4/14/2012
		Yale	5/11/2013
		Dartmouth	3/18/2014
9	11	Drexel	4/9/2011
		Bucknell	3/27/2012
		Delaware	4/19/2014
		Rutgers	4/19/2015

MOST FACEOFF WINS

Rank	No.	Opponent	Date
1	27	Hobart	2/11/2017
2	21	Denver	3/10/2014
		Robert Morris	2/4/2017
4	20	Michigan	2/8/2014
		Albany	3/22/2014
6	19	Towson	5/3/2013
		Drexel	4/5/2014
8	18	Harvard	3/12/2016
		Rutgers	4/22/2016
10	17	Binghamton	2/19/2011
		Drexel	3/9/2011
		Lehigh	3/9/2013
		Penn	2/28/2015
		Robert Morris	2/6/2016
		Maryland	5/5/2016

MOST FACEOFF ATTEMPTS

Rank	No.	Opponent	Date
1	38	Hobart	2/11/2017
2	33	Hobart	2/13/2016
3	32	Michigan	2/8/2014
		Villanova	2/27/2016
		Rutgers	4/22/2016
6	31	Denver	2/17/2013
		Albany	3/22/2014
8	30	Drexel	4/9/2011
		Denver	3/10/2014
		Drexel	4/5/2014
		Robert Morris	2/4/2017

MOST SAVES

Rank	No.	Opponent	Date
1	25	Massachusetts	3/19/2011
2	20	Massachusetts	5/4/2011
3	18	Villanova	3/8/2011
		Notre Dame	2/26/2012
		Harvard	3/7/2015
6	17	Villanova	3/31/2012
		Binghamton	3/16/2013
		Drexel	4/5/2014
		Johns Hopkins	4/30/2015
10	16	Ohio State	3/5/2011
		Massachusetts	3/16/2013
		Villanova	3/30/2013

TAMBRONI'S ALL-TIME RECORD

OPPONENT	W-L	LAST MEETING
Albany	1-1	3/22/2014 (L, 17-10)
Army	5-1	3/6/2010 (W, 12-11 OT)
Binghamton	9-0	3/19/2013 (W, 11-7)
Brown	7-4	5/7/2010 (W, 14-8)
Bucknell	1-2	3/26/2013 (W, 11-3)
Canisius	5-0	3/2/2010 (W, 9-6)
Cleveland State	-	-
Colgate	4-0	2/27/2007 (W, 16-6)
Cornell	1-0	2/20/2016 (W, 8-7)
Dartmouth	10-1	3/19/2014 (W, 10-6)
Delaware	4-0	4/19/2014 (W, 10-6)
Denver	2-3	3/26/2016 (W, 15-12)
Drexel	2-3	4/5/2014 (L, 12-12 3OT)
Duke	3-2	3/17/2009 (W, 10-6)
Fairfield	1-0	3/3/2001 (W, 10-9)
Furman	1-0	3/8/2016 (W, 16-7)
Georgetown	0-3	3/6/2004 (L, 4-14)
Harvard	11-1	3/12/2016 (W, 8-7)
Hobart	12-1	2/11/2017 (W, 21-15)
Hofstra	3-1	4/26/2014 (W, 8-7)
Johns Hopkins	0-3	4/17/2016 (L, 11-12)
Lehigh	2-2	3/9/2013 (L, 10-12)
Loyola	1-2	2/14/2015 (L, 6-8)
Marist	1-0	3/10/2015 (W, 9-8)
Maryland	0-3	5/5/2016 (L, 9-16)
Michigan	5-0	4/30/2016 (W, 14-9)
Navy	1-1	2/23/2008 (W, 8-7 OT)
North Carolina	0-3	2/11/2012 (L, 10-14)
Notre Dame	5-3	2/22/2014 (W, 8-7)
Ohio State	3-5	4/3/2016 (W-OT, 6-5)
Penn	9-3	3/5/2016 (L, 7-11)
Penn State	2-1	3/15/2003 (W, 9-8)
Princeton	7-5	5/9/2010 (W, 9-10)
Robert Morris	2-0	2/4/2017 (W, 15-11)
Rutgers	2-1	4/22/2016 (L, 14-15)
St. Joseph's	3-0	3/23/2013 (W, 9-2)
Stony Brook	2-0	3/23/2013 (W, 13-9)
Syracuse	3-7	4/13/2010 (L, 7-8)
Towson	5-1	4/12/2014 (W, 8-1)
Umass	0-1	5/13/2006 (L, 9-10)
UMBC	1-1	3/9/2002 (W, 13-5)
Vermont	1-0	2/7/2015 (W, 15-8)
Villanova	2-4	2/27/2016 (L, 9-19)
Virginia	1-3	3/13/2010 (L, 4-12)
Yale	10-2	5/11/2013 (L, 7-10)

PLAYER BIOS

GRANT AMENT #1

SOPHOMORE | ATTACK | 5-9 | 165

DOYLESTOWN, PA. | THE HAVERFORD SCHOOL

GAME-BY-GAME STATS

GAME	G	A	Pts	Sh	Up	GB	TO	CT
ROBERT MORRIS	1	5	6	4	0	2	0	0
at Hobart	4	0	4	7	0	2	1	0
CORNELL								
at Villanova								
PENN								
FURMAN								
at Harvard								
FAIRFIELD								
CLEVELAND STATE								
OHIO STATE								
at Maryland								
at Johns Hopkins								
RUTGERS								
at Michigan								

SEASON HIGHS

Points 6 vs. Robert Morris (2/4)
 Goals 4 at Hobart (2/11)
 Assist 5 vs. Robert Morris (2/4)
 Shots 7 at Hobart (2/11)
 Ground Balls 2 2x, last at Hobart (2/11)
 Caused Turnovers -

CAREER HIGHS

Points 7 2x, last vs. Michigan (4/30/16)
 Goals 4 at Hobart (2/11)
 Assist 6 vs. Michigan (4/30/16)
 Shots 7 at Hobart (2/11)
 Ground Balls 4 vs. Michigan (4/30/16)
 Caused Turnovers 1 2x, last vs. UMass (3/16/16)

CAREER STATS

Year	GP-GS	G	A	Pts	Sh	Pct.	GB	TO	CT	Pen
2016	15-15	20	34	54	51	.392	21	17	2	0-0:00
2017	2-2	5	5	10	11	.455	4	1	0	0-0:00
Total	17-17	25	37	62	62	.403	25	18	2	0-0:00

NICK APONTE #10

SENIOR | ATTACK | 6-0 | 175

WEST ISLIP, N.Y. | WEST ISLIP

GAME-BY-GAME STATS

GAME	G	A	Pts	Sh	Up	GB	TO	CT
ROBERT MORRIS	1	2	3	4	0	2	2	1
at Hobart	0	1	1	2	0	2	3	0
CORNELL								
at Villanova								
PENN								
FURMAN								
at Harvard								
FAIRFIELD								
CLEVELAND STATE								
OHIO STATE								
at Maryland								
at Johns Hopkins								
RUTGERS								
at Michigan								

SEASON HIGHS

Points 3 vs. Robert Morris (2/4)
 Goals 1 vs. Robert Morris (2/4)
 Assist 2 vs. Robert Morris (2/4)
 Shots 4 vs. Robert Morris (2/4)
 Ground Balls 2 2x, last at Hobart (2/11)
 Caused Turnovers 1 vs. Robert Morris (2/4)

CAREER HIGHS

Points 6 2x, last vs. Harvard (3/12/16)
 Goals 4 5x, last vs. Maryland (5/5/16)
 Assist 4 vs. Robert Morris (2/6/16)
 Shots 8 2x, last vs. Michigan (4/30/16)
 Ground Balls 7 at Penn (2/28/15)
 Caused Turnovers 2 vs. Robert Morris (2/6/16)

CAREER STATS

Year	GP-GS	G	A	Pts	Sh	Pct.	GB	TO	CT	Pen
2014	11-0	2	5	7	23	.087	8	9	2	1-2:00
2015	14-10	14	13	27	40	.350	26	32	4	4-3:00
2016	15-15	30	19	49	69	.435	19	21	7	1-1:00
2017	2-2	1	3	4	6	.167	4	5	1	0-0:00
Total	42-27	47	40	87	138	.341	57	67	14	6-6:00

GERARD ARCERI #40

FRESHMAN | FOGO | 6-0 | 188

ST. JAMES, N.Y. | SMITHTOWN EAST

GAME-BY-GAME STATS

GAME	G	A	Pts	Sh	Up	GB	TO	CT
ROBERT MORRIS	1	0	1	1	0	13	1	1
at Hobart	0	0	0	2	0	10	1	0
CORNELL								
at Villanova								
PENN								
FURMAN								
at Harvard								
FAIRFIELD								
CLEVELAND STATE								
OHIO STATE								
at Maryland								
at Johns Hopkins								
RUTGERS								
at Michigan								

SEASON HIGHS

Points 1 vs. Robert Morris (2/4)
 Goals 1 vs. Robert Morris (2/4)
 Assist -
 Shots 1 vs. Robert Morris (2/4)
 Ground Balls 13 vs. Robert Morris (2/4)
 Caused Turnovers 1 vs. Robert Morris (2/4)
 Faceoff Wins 22 at Hobart (2/11)

CAREER STATS

Year	GP-GS	G	A	Pts	Sh	Pct.	GB	TO	CT	Pen
2017	2-0	1	0	1	3	.333	23	2	1	0-0:00
Total	2-0	1	0	1	3	.333	23	2	1	0-0:00

MIKE ARONOW #17

JUNIOR | DEFENSE | 5-11 | 180

HOLBROOK, N.Y. | SACHEM NORTH

GAME-BY-GAME STATS

GAME	G	A	Pts	Sh	Up	GB	TO	CT
ROBERT MORRIS								
at Hobart								
CORNELL								
at Villanova								
PENN								
FURMAN								
at Harvard								
FAIRFIELD								
CLEVELAND STATE								
OHIO STATE								
at Maryland								
at Johns Hopkins								
RUTGERS								
at Michigan								

SEASON HIGHS

Points -
 Goals -
 Assist -
 Shots -
 Ground Balls -
 Caused Turnovers -

CAREER HIGHS

Points 1 2x, last at Michigan (4/25/15)
 Goals 1 at Maryland (4/4/15)
 Assist 1 at Michigan (4/25/15)
 Shots 1 2x, last at Maryland (4/4/15)
 Ground Balls 4 3x, last at Ohio State (4/3/16)
 Caused Turnovers 2 6x, last vs. Michigan (4/30/16)

CAREER STATS

Year	GP-GS	G	A	Pts	Sh	Pct.	GB	TO	CT	Pen
2015	14-0	1	1	2	2	.500	18	3	9	3-2:30
2016	15-15	0	0	0	0	.000	24	3	13	4-2:30
2017	-	-	-	-	-	-	-	-	-	-
Total	29-15	1	1	2	2	.500	42	6	22	7-5:00

ROBBY BLACK #15

SOPHOMORE | MIDFIELD | 6-4 | 190

LUTHERVILLE, MD. | MCDONOUGH SCHOOL

GAME-BY-GAME STATS

GAME	G	A	Pts	Sh	Up	GB	TO	CT
ROBERT MORRIS	0	0	0	0	0	0	0	0
at Hobart								
CORNELL								
at Villanova								
PENN								
FURMAN								
at Harvard								
FAIRFIELD								
CLEVELAND STATE								
OHIO STATE								
at Maryland								
at Johns Hopkins								
RUTGERS								
at Michigan								

SEASON HIGHS

Points -
 Goals -
 Assist -
 Shots -
 Ground Balls -
 Caused Turnovers -

CAREER HIGHS

Points 1 3x, last at Furman (3/8/16)
 Goals 1 3x, last at Furman (3/8/16)
 Assist N/A N/A
 Shots 2 vs. Robert Morris (2/6/16)
 Ground Balls 3 at Furman (3/8/16)
 Caused Turnovers N/A N/A

CAREER STATS

Year	GP-GS	G	A	Pts	Sh	Pct.	GB	TO	CT	Pen
2016	3-0	3	0	3	4	.750	2	0	0	0-0:00
2017	1-0	0	0	0	0	.000	0	0	0	0-0:00
Total	4-0	3	0	3	4	.750	2	0	0	0-0:00

TYLER BUTLER #12

JUNIOR | DEFENSE | 5-9 | 205

DOYLESTOWN, PA. | CENTRAL BUCKS EAST

GAME-BY-GAME STATS

GAME	G	A	Pts	Sh	Up	GB	TO	CT
ROBERT MORRIS	0	0	0	0	0	0	0	0
at Hobart								
CORNELL								
at Villanova								
PENN								
FURMAN								
at Harvard								
FAIRFIELD								
CLEVELAND STATE								
OHIO STATE								
at Maryland								
at Johns Hopkins								
RUTGERS								
at Michigan								

SEASON HIGHS

Points -
 Goals -
 Assist -
 Shots -
 Ground Balls -
 Caused Turnovers -

CAREER HIGHS

Points N/A N/A
 Goals N/A N/A
 Assist N/A N/A
 Shots N/A N/A
 Ground Balls 1 vs. Robert Morris (2/6/16)
 Caused Turnovers N/A N/A

CAREER STATS

Year	GP-GS	G	A	Pts	Sh	Pct.	GB	TO	CT	Pen
2015	0-0	0	0	0	0	.000	0	0	0	0-0:00
2016	2-0	0	0	0	0	.000	1	1	0	0-0:00
2017	1-0	0	0	0	0	.000	0	0	0	0-0:00
Total	2-0	0	0	0	0	.000	1	1	0	0-0:00

PLAYER BIOS

NICK CARDILLE #43

FRESHMAN | DEFENSE | 6-1 | 180
WEST GROVE, PA. | AVON GROVE

GAME-BY-GAME STATS

GAME	G	A	Pts	Sh	Up	GB	TO	CT
ROBERT MORRIS	0	0	0	0	0	0	0	0
at Hobart	0	0	0	0	0	2	0	0
CORNELL								
at Villanova								
PENN								
FURMAN								
at Harvard								
FAIRFIELD								
CLEVELAND STATE								
OHIO STATE								
at Maryland								
at Johns Hopkins								
RUTGERS								
at Michigan								

SEASON HIGHS

Points -
Goals -
Assist -
Shots -
Ground Balls -
Caused Turnovers -

CAREER STATS

Year	GP-GS	G	A	Pts	Sh	Pct.	GB	TO	CT	Pen
2017	2-0	0	0	0	0	.000	2	0	0	0-0:00
Total	2-0	0	0	0	0	.000	2	0	0	0-0:00

TYLER CHAMBERS #24

SENIOR | MIDFIELD | 5-9 | 190
MEDIA, PA. | EPISCOPAL ACADEMY

GAME-BY-GAME STATS

GAME	G	A	Pts	Sh	Up	GB	TO	CT
ROBERT MORRIS	0	0	0	0	0	1	0	0
at Hobart	1	0	1	1	0	3	0	0
CORNELL								
at Villanova								
PENN								
FURMAN								
at Harvard								
FAIRFIELD								
CLEVELAND STATE								
OHIO STATE								
at Maryland								
at Johns Hopkins								
RUTGERS								
at Michigan								

SEASON HIGHS

Points 1 at Hobart (2/11)
Goals 1 at Hobart (2/11)
Assist -
Shots 1 at Hobart (2/11)
Ground Balls 3 at Hobart (2/11)
Caused Turnovers -

CAREER HIGHS

Points 1 2x, last at Hobart (2/11/17)
Goals 1 2x, last at Hobart (2/11/17)
Assist N/A N/A
Shots 1 3x, last at Hobart (2/11/17)
Ground Balls 3 at Hobart (2/11/17)
Caused Turnovers 1 3x, last vs. Robert Morris (2/6/16)

CAREER STATS

Year	GP-GS	G	A	Pts	Sh	Pct.	GB	TO	CT	Pen
2014	1-0	1	0	1	1	1.000	0	0	0	0-0:00
2015	12-0	0	0	0	1	.000	2	2	2	0-0:00
2016	11-0	0	0	0	1	.000	3	0	1	1-0:30
2017	2-0	1	0	1	1	1.000	2	0	0	0-0:00
Total	26-0	2	0	2	4	.500	7	2	3	1-0:30

TJ CONNELLAN #2

FRESHMAN | DEFENSE | 6-1 | 1650
CAZENOVIA N.Y. | CAZENOVIA

GAME-BY-GAME STATS

GAME	G	A	Pts	Sh	Up	GB	TO	CT
ROBERT MORRIS	0	0	0	0	0	0	0	0
at Hobart	0	0	0	0	0	0	1	0
CORNELL								
at Villanova								
PENN								
FURMAN								
at Harvard								
FAIRFIELD								
CLEVELAND STATE								
OHIO STATE								
at Maryland								
at Johns Hopkins								
RUTGERS								
at Michigan								

SEASON HIGHS

Points -
Goals -
Assist -
Shots -
Ground Balls -
Caused Turnovers -

CAREER STATS

Year	GP-GS	G	A	Pts	Sh	Pct.	GB	TO	CT	Pen
2017	2-2	0	0	0	0	.000	0	1	0	0-0:00
Total	2-2	0	0	0	0	.000	0	1	0	0-0:00

DAN CRAIG #35

SENIOR | MIDFIELD | 6-1 | 178
SHELburne, ONTARIO | CENTRE DUFFERIN

GAME-BY-GAME STATS

GAME	G	A	Pts	Sh	Up	GB	TO	CT
ROBERT MORRIS	0	0	0	4	0	0	1	0
at Hobart	1	0	1	1	0	3	1	1
CORNELL								
at Villanova								
PENN								
FURMAN								
at Harvard								
FAIRFIELD								
CLEVELAND STATE								
OHIO STATE								
at Maryland								
at Johns Hopkins								
RUTGERS								
at Michigan								

SEASON HIGHS

Points 1 at Hobart (2/11)
Goals 1 at Hobart (2/11)
Assist -
Shots 4 vs. Robert Morris (2/4)
Ground Balls 3 at Hobart (2/11)
Caused Turnovers 1 at Hobart (2/11)

CAREER HIGHS

Points 4 2x, last vs. Delaware (4/19/14)
Goals 3 2x, last vs. Denver (3/26/16)
Assist 3 Drexel (4/5/14)
Shots 7 vs. Harvard (3/7/15)
Ground Balls 4 vs. Hobart (2/13/16)
Caused Turnovers 1 5x, last at Hobart (2/11/17)

CAREER STATS

Year	GP-GS	G	A	Pts	Sh	Pct.	GB	TO	CT	Pen
2014	12-7	9	8	17	22	.409	7	9	0	1-0:30
2015	13-11	11	9	20	38	.289	9	1	4	3-1:30
2016	15-15	12	7	19	36	.333	7	8	0	1-1:00
2017	2-0	1	0	1	5	.200	3	2	1	1-0:30
Total	42-33	33	24	57	101	.327	26	20	5	6-3:30

MATT DONNELLY #11

SOPHOMORE | MIDFIELD | 5-7 | 165
SEWELL, N.J. | CELARVIEW REGIONAL

GAME-BY-GAME STATS

GAME	G	A	Pts	Sh	Up	GB	TO	CT
ROBERT MORRIS	0	0	0	0	0	0	0	0
at Hobart								DNP
CORNELL								
at Villanova								
PENN								
FURMAN								
at Harvard								
FAIRFIELD								
CLEVELAND STATE								
OHIO STATE								
at Maryland								
at Johns Hopkins								
RUTGERS								
at Michigan								

SEASON HIGHS

Points -
Goals -
Assist -
Shots -
Ground Balls -
Caused Turnovers -

CAREER HIGHS

Points 1 vs. Robert Morris (2/6/16)
Goals 1 vs. Robert Morris (2/6/16)
Assist N/A N/A
Shots 2 vs. Robert Morris (2/6/16)
Ground Balls 2 vs. Robert Morris (2/6/16)
Caused Turnovers N/A N/A

CAREER STATS

Year	GP-GS	G	A	Pts	Sh	Pct.	GB	TO	CT	Pen
2016	6-0	1	0	1	5	.200	3	2	0	0-0:00
2017	1-0	0	0	0	0	.000	0	0	0	0-0:00
Total	7-0	1	0	1	5	.200	3	2	0	0-0:00

MATTHEW FISHER #26

FRESHMAN | MIDFIELD | 5-10 | 180
ALEXANDRIA, VA | ST. STEPHEN'S & ST. AGNES

GAME-BY-GAME STATS

GAME	G	A	Pts	Sh	Up	GB	TO	CT
ROBERT MORRIS								
at Hobart	0	0	0	0	0	2	0	0
CORNELL								
at Villanova								
PENN								
FURMAN								
at Harvard								
FAIRFIELD								
CLEVELAND STATE								
OHIO STATE								
at Maryland								
at Johns Hopkins								
RUTGERS								
at Michigan								

SEASON HIGHS

Points -
Goals -
Assist -
Shots -
Ground Balls 2 at Hobart (2/11)
Caused Turnovers -

CAREER STATS

Year	GP-GS	G	A	Pts	Sh	Pct.	GB	TO	CT	Pen
2017	1-0	0	0	0	0	.000	2	0	0	0-0:00
Total	1-0	0	0	0	0	.000	2	0	0	0-0:00

PLAYER BIOS

MATT FLORENCE #8

REDSHIRT SENIOR | MIDFIELD | 5-11 | 175
GREENWOOD VILLAGA, COLO. | KENT DOVER (VIRGINIA)

GAME-BY-GAME STATS

GAME	G	A	Pts	Sh	Up	GB	TO	CT
ROBERT MORRIS	0	1	1	2	0	0	1	1
at Hobart	0	0	0	1	0	1	0	0
CORNELL								
at Villanova								
PENN								
FURMAN								
at Harvard								
FAIRFIELD								
CLEVELAND STATE								
OHIO STATE								
at Maryland								
at Johns Hopkins								
RUTGERS								
at Michigan								

SEASON HIGHS

Points 1 vs. Robert Morris (2/4)
Goals -
Assist 1 vs. Robert Morris (2/4)
Shots 1 vs. Robert Morris (2/4)
Ground Balls 1 at Hobart (2/11)
Caused Turnovers 1 vs. Robert Morris (2/4)

CAREER HIGHS

Points 5 2x, last vs. Penn (2/28/15)
Goals 4 vs. Penn (2/28/15)
Assist 2 2x, last vs. Johns Hopkins (4/30/15)
Shots 9 vs. Johns Hopkins (4/30/15)
Ground Balls 3 vs. Harvard (3/12/16)
Caused Turnovers 1 vs. Robert Morris (2/4)

CAREER STATS

Year	GP-GS	G	A	Pts	Sh	Pct.	GB	TO	CT	Pen
2013*	5-0	1	0	1	5	.200	2	1	0	0-0:00
2014*	Redshirt Season									
2015	12-10	16	8	24	52	.308	7	18	0	2-1:00
2016	15-15	20	4	24	60	.333	10	16	0	0-0:00
2017	2-2	0	1	1	3	.000	1	1	1	0-0:00
Total	29-27	36	13	49	115	.313	18	35	1	2-1:00

DYLAN FOULDS #14

REDSHIRT FRESHMAN | ATTACK | 6-0 | 180
PORT COQUITLAM, BRITISH COLUMBIA | TERRY FOX SECONDARY

GAME-BY-GAME STATS

GAME	G	A	Pts	Sh	Up	GB	TO	CT
ROBERT MORRIS	1	0	1	2	0	0	1	0
at Hobart			DNP					
CORNELL								
at Villanova								
PENN								
FURMAN								
at Harvard								
FAIRFIELD								
CLEVELAND STATE								
OHIO STATE								
at Maryland								
at Johns Hopkins								
RUTGERS								
at Michigan								

SEASON HIGHS

Points 1 vs. Robert Morris (2/4)
Goals 1 vs. Robert Morris (2/4)
Assist -
Shots 2 vs. Robert Morris (2/4)
Ground Balls -
Caused Turnovers -

CAREER STATS

Year	GP-GS	G	A	Pts	Sh	Pct.	GB	TO	CT	Pen
2016	Redshirt Season									
2017	1-0	1	0	1	2	.500	0	1	0	0-0:00
Total	1-0	1	0	1	2	.500	0	1	0	0-0:00

KEVIN FOX #31

SOPHOMORE | DEFENSE | 5-9 | 170
ANNAPOLIS, MD. | ST. MARY'S

GAME-BY-GAME STATS

GAME	G	A	Pts	Sh	Up	GB	TO	CT
ROBERT MORRIS	0	0	0	0	0	3	0	0
at Hobart	0	0	0	1	0	2	0	0
CORNELL								
at Villanova								
PENN								
FURMAN								
at Harvard								
FAIRFIELD								
CLEVELAND STATE								
OHIO STATE								
at Maryland								
at Johns Hopkins								
RUTGERS								
at Michigan								

SEASON HIGHS

Points -
Goals -
Assist -
Shots 1 at Hobart (2/11)
Ground Balls 3 vs. Robert Morris (2/4)
Caused Turnovers -

CAREER HIGHS

Points 1 3x, last vs. Cornell (2/20)
Goals 1 3x, last vs. Cornell (2/20)
Assist N/A
Shots 1 4x, last at Hobart (2/11/17)
Ground Balls 9 vs. Robert Morris (2/6/16)
Caused Turnovers 3 vs. Michigan (4/30/16)

CAREER STATS

Year	GP-GS	G	A	Pts	Sh	Pct.	GB	TO	CT	Pen
2016	11-0	3	0	3	3	1.000	21	2	5	2-1:00
2017	2-0	0	0	0	1	.000	5	0	0	0-0:00
Total	13-0	3	0	3	4	.750	26	2	5	2-1:00

KEVIN HILL #5

SOPHOMORE | MIDFIELD | 5-10 | 175
WEBSTER, N.Y. | WEBSTER THOMAS

GAME-BY-GAME STATS

GAME	G	A	Pts	Sh	Up	GB	TO	CT
ROBERT MORRIS	0	2	2	2	0	0	0	0
at Hobart	4	0	4	6	2	1	0	0
CORNELL								
at Villanova								
PENN								
FURMAN								
at Harvard								
FAIRFIELD								
CLEVELAND STATE								
OHIO STATE								
at Maryland								
at Johns Hopkins								
RUTGERS								
at Michigan								

SEASON HIGHS

Points 4 at Hobart (2/11)
Goals 4 at Hobart (2/11)
Assist 2 vs. Robert Morris (2/4)
Shots 6 at Hobart (2/11)
Ground Balls 1 at Hobart (2/11)
Caused Turnovers -

CAREER HIGHS

Points 4 at Hobart (2/11)
Goals 4 at Hobart (2/11)
Assist 2 3x, last vs. Robert Morris (2/4/17)
Shots 6 2x, last vs. at Hobart (2/11/17)
Ground Balls 2 vs. Robert Morris (2/6/16)
Caused Turnovers N/A

CAREER STATS

Year	GP-GS	G	A	Pts	Sh	Pct.	GB	TO	CT	Pen
2016	15-0	14	5	19	32	.438	9	5	0	0-0:00
2017	2-2	4	2	6	8	.500	1	0	0	0-0:00
Total	17-2	18	7	25	40	.450	10	5	0	0-0:00

CHRIS ISENBERG #4

JUNIOR | LSM | 6-1 | 170
GLEN MILLS, PA. | MALVERN PREP

GAME-BY-GAME STATS

GAME	G	A	Pts	Sh	Up	GB	TO	CT
ROBERT MORRIS	DNP							
at Hobart	DNP							
CORNELL								
at Villanova								
PENN								
FURMAN								
at Harvard								
FAIRFIELD								
CLEVELAND STATE								
OHIO STATE								
at Maryland								
at Johns Hopkins								
RUTGERS								
at Michigan								

SEASON HIGHS

Points -
Goals -
Assist -
Shots -
Ground Balls -
Caused Turnovers -

CAREER HIGHS

Points N/A
Goals N/A
Assist N/A
Shots 1 at Furman (3/8/16)
Ground Balls 4 at Furman (3/8/16)
Caused Turnovers 1 3x, last vs. Harvard (3/12/16)

CAREER STATS

Year	GP-GS	G	A	Pts	Sh	Pct.	GB	TO	CT	Pen
2015	0-0	0	0	0	0	.000	0	0	0	0-0:00
2016	14-0	0	0	0	1	.000	15	0	3	1-1:00
2017	-	-	-	-	-	-	-	-	-	-
Total	14-0	0	0	0	1	.000	15	0	3	1-1:00

RYAN KEENAN #6

SOPHOMORE | MIDFIELD | 5-9 | 165
SMITHTOWN, N.Y. | SMITHTOWN WEST

GAME-BY-GAME STATS

GAME	G	A	Pts	Sh	Up	GB	TO	CT
ROBERT MORRIS	0	1	1	1	0	0	0	0
at Hobart	2	3	5	4	0	0	0	0
CORNELL								
at Villanova								
PENN								
FURMAN								
at Harvard								
FAIRFIELD								
CLEVELAND STATE								
OHIO STATE								
at Maryland								
at Johns Hopkins								
RUTGERS								
at Michigan								

SEASON HIGHS

Points 5 at Hobart (2/11)
Goals 2 at Hobart (2/11)
Assist 3 at Hobart (2/11)
Shots 4 at Hobart (2/11)
Ground Balls 1 vs. Robert Morris (2/4)
Caused Turnovers -

CAREER HIGHS

Points 5 2x, last at Hobart (2/11/17)
Goals 3 2x, last vs. Denver (3/26/16)
Assist 3 at Hobart (2/11/17)
Shots 7 vs. Hobart (2/13/16)
Ground Balls 1 6x, last vs. Michigan (4/30/16)
Caused Turnovers 1 vs. Michigan (4/30/16)

CAREER STATS

Year	GP-GS	G	A	Pts	Sh	Pct.	GB	TO	CT	Pen
2015	10-5	1	3	4	13	.077	2	8	0	1-0:30
2016	15-0	10	9	19	36	.278	5	5	2	2-2:00
2017	2-0	2	4	6	5	.400	0	0	0	0-0:00
Total	27-5	13	16	29	54	.241	7	13	2	3-2:30

PLAYER BIOS

COLBY KNEESE #34

FRESHMAN | GOALIE | 5-10 | 173
DALLAS, TEXAS | HIGHLAND PARK

GAME-BY-GAME STATS

GAME	MIN	GA	GAA	SV	GB	CT
ROBERT MORRIS	38:45	5	7.74	8	1	0
at Hobart	47:00	13	16.59	6	2	0

CORNELL
at Villanova
PENN
FURMAN
at Harvard
FAIRFIELD
CLEVELAND STATE
OHIO STATE
at Maryland
at Johns Hopkins
RUTGERS
at Michigan

SEASON HIGHS

Fewest GA.....5 vs. Robert Morris (2/4)
GAA.....7.74 vs. Robert Morris (2/4)
Saves.....8 vs. Robert Morris (2/4)
Save Percentage......615 vs. Robert Morris (2/4)

CAREER STATS

Year	GP-GS	MIN	GA	GAA	SV	SV%	W-L	SF
2017	2-1	85:45	18	12.59	14	.438	2-0	47
Total	2-1	85:45	18	12.59	14	.438	2-0	47

DRAKE KREINZ #38

SENIOR | MIDFIELD | 6-0 | 194
DELAFIELD, WIS. | THE PORTSMOUTH ABBEY SCHOOL (R.I.)

GAME-BY-GAME STATS

GAME	G	A	Pts	Sh	Up	GB	TO	CT
ROBERT MORRIS	0	0	0	0	0	0	0	0
at Hobart	0	0	0	0	0	2	0	0

CORNELL
at Villanova
PENN
FURMAN
at Harvard
FAIRFIELD
CLEVELAND STATE
OHIO STATE
at Maryland
at Johns Hopkins
RUTGERS
at Michigan

SEASON HIGHS

Points
Goals
Assist
Shots
Ground Balls.....2 at Hobart (2/11)
Caused Turnovers
Faceoff Wins.....

CAREER HIGHS

Points.....2 2x, last at Harvard (3/7/15)
Goals.....2 vs. Harvard (3/7/15)
Assist.....3 vs. Harvard (3/7/15)
Shots.....12 vs. Loyola (2/15/14)
Ground Balls.....8 2x, last vs. Penn (2/28/15)
Caused Turnovers1 4x, last vs. Vermont (2/7/15)
Faceoff Wins.....21 vs. Denver (3/10/14)

CAREER STATS

Year	GP-GS	G	A	Pts	Sh	Pct.	GB	TO	CT	Pen
2013	Redshirt Season									
2014	13-13	3	2	5	5	.600	70	3	1	2-1:30
2015	13-3	3	2	5	11	.273	60	8	3	1-1:00
2016	2-0	0	0	0	0	.000	3	0	0	1-0:30
2017	2-0	0	0	0	0	.000	2	0	0	0-0:00
Total	30-16	6	4	10	16	.375	135	11	4	4-3:00

DEAN LAMELA #32

SOPHOMORE | DEFENSE | 6-2 | 205
BRICK, N.J. | THE LAWRENCEVILLE SCHOOL

GAME-BY-GAME STATS

GAME	G	A	Pts	Sh	Up	GB	TO	CT
ROBERT MORRIS								
at Hobart								

CORNELL
at Villanova
PENN
FURMAN
at Harvard
FAIRFIELD
CLEVELAND STATE
OHIO STATE
at Maryland
at Johns Hopkins
RUTGERS
at Michigan

SEASON HIGHS

Points
Goals
Assist
Shots
Ground Balls.....
Caused Turnovers

CAREER HIGHS

Points.....N/A
Goals.....N/A
Assist.....N/A
Shots.....N/A
Ground Balls.....1 at Furman (3/8/16)
Caused Turnovers1 vs. Robert Morris (2/6/16)

CAREER STATS

Year	GP-GS	G	A	Pts	Sh	Pct.	GB	TO	CT	Pen
2016	2-0	0	0	0	0	.000	1	0	1	0-0:00
2017	-	-	-	-	-	-	-	-	-	-
Total	2-0	0	0	0	0	.000	1	0	1	0-0:00

BILLY LOMBARDI #44

SENIOR | FOGO | 5-7 | 195
ROCHESTER, N.Y. | AQUINAS INSTITUTE

GAME-BY-GAME STATS

GAME	G	A	Pts	Sh	Up	GB	TO	CT
ROBERT MORRIS								
at Hobart	0	0	0	0	0	2	0	0

CORNELL
at Villanova
PENN
FURMAN
at Harvard
FAIRFIELD
CLEVELAND STATE
OHIO STATE
at Maryland
at Johns Hopkins
RUTGERS
at Michigan

SEASON HIGHS

Points
Goals
Assist
Shots
Ground Balls.....2 at Hobart (2/11)
Caused Turnovers
Faceoff Wins.....5 at Hobart (2/11)

CAREER HIGHS

Points.....1, 2x last vs. Hobart (2/13/16)
Goals.....1, 2x last vs. Hobart (2/13/16)
Assist.....N/A
Shots.....1, 2x last vs. Hobart (2/13/16)
Ground Balls.....7 3x, last at Rutgers (4/22/16)
Caused TurnoversN/A
Faceoff Wins.....18 at Rutgers (4/22/16)

CAREER STATS

Year	GP-GS	G	A	Pts	Sh	Pct.	GB	TO	CT	Pen
2014	Did Not Play									
2015	9-0	1	0	1	2	.500	15	0	1	2-1:30
2016	14-0	1	-	1	1	1.000	37	7	0	1-1:00
2017	1-0	0	0	0	0	.000	2	0	0	0-0:00
Total	24-0	2	0	2	3	.667	54	7	1	3-2:30

NICK McEVROY #9

FRESHMAN | MIDFIELD | 5-10 | 177
WASHINGTON D.C. | GONZAGA COLLEGE HS

GAME-BY-GAME STATS

GAME	G	A	Pts	Sh	Up	GB	TO	CT
ROBERT MORRIS	0	0	0	0	0	1	0	1
at Hobart	1	0	1	1	0	3	0	0

CORNELL
at Villanova
PENN
FURMAN
at Harvard
FAIRFIELD
CLEVELAND STATE
OHIO STATE
at Maryland
at Johns Hopkins
RUTGERS
at Michigan

SEASON HIGHS

Points1 at Hobart (2/11)
Goals1 at Hobart (2/11)
Assist
Shots1 at Hobart (2/11)
Ground Balls.....3 at Hobart (2/11)
Caused Turnovers1 vs. Robert Morris (2/4)
Faceoff Wins.....

CAREER STATS

Year	GP-GS	G	A	Pts	Sh	Pct.	GB	TO	CT	Pen
2017	2-0	1	0	1	1	1.000	4	0	1	0-0:00
Total	2-0	1	0	1	1	1.000	4	0	1	0-0:00

JIMMY NOWOSWIAT #42

SOPHOMORE | ATTACK | 6-3 | 225
KENNETH SQUARE, PA. | UNIONVILLE

GAME-BY-GAME STATS

GAME	G	A	Pts	Sh	Up	GB	TO	CT
ROBERT MORRIS	0	0	0	0	0	0	0	0
at Hobart								

CORNELL
at Villanova
PENN
FURMAN
at Harvard
FAIRFIELD
CLEVELAND STATE
OHIO STATE
at Maryland
at Johns Hopkins
RUTGERS
at Michigan

SEASON HIGHS

Points
Goals
Assist
Shots
Ground Balls.....
Caused Turnovers

CAREER HIGHS

Points.....2 vs. Villanova (2/27/16)
Goals.....1 2x - last vs. Villanova (2/27/16)
Assist.....1 vs. Villanova (2/27/16)
Shots.....2 at Furman (3/8/16)
Ground Balls.....N/A
Caused TurnoversN/A

CAREER STATS

Year	GP-GS	G	A	Pts	Sh	Pct.	GB	TO	CT	Pen
2016	3-0	2	1	3	4	.500	0	3	0	0-0:00
2017	1-0	0	0	0	0	.000	0	0	0	0-0:00
Total	4-0	2	1	3	4	.500	0	3	0	0-0:00

PLAYER BIOS

MAC O'KEEFE #3

FRESHMAN | ATTACK | 6-0 | 180
 SYOSSET, N.Y. | SYOSSET

GAME-BY-GAME STATS

GAME	G	A	Pts	Sh	Up	GB	TO	CT
ROBERT MORRIS	7	0	7	12	1	0	2	0
at Hobart	4	3	7	8	0	2	1	0
CORNELL								
at Villanova								
PENN								
FURMAN								
at Harvard								
FAIRFIELD								
CLEVELAND STATE								
OHIO STATE								
at Maryland								
at Johns Hopkins								
RUTGERS								
at Michigan								

SEASON HIGHS

Points 7 2x, last at Hobart (2/11)
 Goals 7 vs. Robert Morris (2/4)
 Assist 3 at Hobart (2/11)
 Shots 12 vs. Robert Morris (2/4)
 Ground Balls 2 at Hobart (2/11)
 Caused Turnovers -

CAREER STATS

Year	GP-GS	G	A	Pts	Sh	Pct.	GB	TO	CT	Pen
2017	2-2	11	3	14	20	.550	2	3	0	0-0:00
Total	2-2	11	3	14	20	.550	2	3	0	0-0:00

HUNTER PEARL #20

JUNIOR | GOALIE/DEFENSE | 5-11 | 195
 LINCOLN UNIVERSITY, PA. | AVON GROVE

GAME-BY-GAME STATS

GAME	G	A	Pts	Sh	Up	GB	TO	CT
ROBERT MORRIS								
at Hobart								
CORNELL								
at Villanova								
PENN								
FURMAN								
at Harvard								
FAIRFIELD								
CLEVELAND STATE								
OHIO STATE								
at Maryland								
at Johns Hopkins								
RUTGERS								
at Michigan								

SEASON HIGHS

Fewest GA -
 GAA -
 Saves -
 Save Percentage -
 Ground Balls -
 Caused Turnovers -

CAREER HIGHS

Fewest GA 4 vs. Robert Morris (2/6/16)
 GAA 20.61 vs. Robert Morris (2/6/16)
 Saves 4 vs. Robert Morris (2/6/16)
 Save Percentage571 vs. Robert Morris (2/6/16)
 Ground Balls N/A vs. Robert Morris (2/6/16)
 Caused Turnovers N/A

CAREER STATS

Year	GP-GS	MIN	GA	GAA	SV	SV%	W-L	SF
2015	1-0	0:50	0	0	0	.000	0-0	0
2016	2-0	8:44	3	20.61	4	.571	0-0	9
2017	-	-	-	-	-	-	-	-
Total	3-0	9:34	3	18.82	4	0.571	0-0	9

TANNER PECK #7

JUNIOR | MIDFIELD | 6-1 | 210
 LINCOLN UNIVERSITY, PA. | AVON GROVE

GAME-BY-GAME STATS

GAME	G	A	Pts	Sh	Up	GB	TO	CT
ROBERT MORRIS								
at Hobart								
CORNELL								
at Villanova								
PENN								
FURMAN								
at Harvard								
FAIRFIELD								
CLEVELAND STATE								
OHIO STATE								
at Maryland								
at Johns Hopkins								
RUTGERS								
at Michigan								

SEASON HIGHS

Points -
 Goals -
 Assist -
 Shots -
 Ground Balls -
 Caused Turnovers -

CAREER HIGHS

Points 2 at Furman (3/8/16)
 Goals 1 at UMass (3/14/15)
 Assist 2 at Furman (3/8/16)
 Shots 3 vs. Robert Morris (2/6/16)
 Ground Balls 1 vs. Vermont (2/7/15)
 Caused Turnovers N/A

CAREER STATS

Year	GP-GS	G	A	Pts	Sh	Pct.	GB	TO	CT	Pen
2015	10-5	1	3	4	13	.077	2	8	0	1-0:30
2016	6-0	0	4	4	8	.000	0	5	0	0-0:00
2017	-	-	-	-	-	-	-	-	-	-
Total	11-5	1	4	5	13	.077	1	6	0	0-0:00

BRIAN PRESTREAU #22

SENIOR | MIDFIELD | 6-0 | 168
 YORKTOWN HEIGHTS, NY. | YORKTOWN

GAME-BY-GAME STATS

GAME	G	A	Pts	Sh	Up	GB	TO	CT
ROBERT MORRIS								
at Hobart								
CORNELL								
at Villanova								
PENN								
FURMAN								
at Harvard								
FAIRFIELD								
CLEVELAND STATE								
OHIO STATE								
at Maryland								
at Johns Hopkins								
RUTGERS								
at Michigan								

SEASON HIGHS

Points -
 Goals -
 Assist -
 Shots -
 Ground Balls -
 Caused Turnovers -

CAREER HIGHS

Points 2 2x, last vs. Hobart (2/13/16)
 Goals 2 vs. Robert Morris (2/6/16)
 Assist 1 4x, last at Furman (3/8/16)
 Shots 5 at Michigan (4/25/15)
 Ground Balls 1 6x, last vs. Maryland (4/10/16)
 Caused Turnovers 1 2x, last vs. Rutgers (4/19/15)

CAREER STATS

Year	GP-GS	G	A	Pts	Sh	Pct.	GB	TO	CT	Pen
2014	9-0	3	2	5	17	.176	1	1	1	0-0:00
2015	13-1	5	0	5	20	.250	2	2	1	2-1:30
2016	13-4	7	2	9	23	.304	3	2	0	0-0:00
2017	-	-	-	-	-	-	-	-	-	-
Total	35-5	15	4	19	60	.250	6	5	2	2-1:30

JACK RUSBULDT #28

FRESHMAN | GOALKEEPER | 5-10 | 165
 RICHMOND, VA. | COLLEGIATE SCHOOL

GAME-BY-GAME STATS

GAME	MIN	GA	GAA	SV	GB	CT
ROBERT MORRIS						
at Hobart						
CORNELL						
at Villanova						
PENN						
FURMAN						
at Harvard						
FAIRFIELD						
CLEVELAND STATE						
OHIO STATE						
at Maryland						
at Johns Hopkins						
RUTGERS						
at Michigan						

SEASON HIGHS

Fewest GA -
 GAA -
 Saves -
 Save Percentage -
 Ground Balls -
 Caused Turnovers -

CAREER STATS

Year	GP-GS	MIN	GA	GAA	SV	SV%	W-L	SF
2017	-	-	-	-	-	-	-	-
Total	-	-	-	-	-	-	-	-

CHRIS SABIA #25

SOPHOMORE | DEFENSE | 6-2 | 185
 HARLEYSVILLE, PA. | THE HAVERFORD SCHOOL

GAME-BY-GAME STATS

GAME	G	A	Pts	Sh	Up	GB	TO	CT
ROBERT MORRIS	0	0	0	0	0	3	0	2
at Hobart	0	0	0	0	0	2	0	0
CORNELL								
at Villanova								
PENN								
FURMAN								
at Harvard								
FAIRFIELD								
CLEVELAND STATE								
OHIO STATE								
at Maryland								
at Johns Hopkins								
RUTGERS								
at Michigan								

SEASON HIGHS

Points -
 Goals -
 Assist -
 Shots 3 vs. Robert Morris (2/4)
 Ground Balls 2 vs. Robert Morris (2/4)
 Caused Turnovers 2 vs. Robert Morris (2/4)

CAREER HIGHS

Points N/A N/A
 Goals N/A N/A
 Assist N/A N/A
 Shots N/A N/A
 Ground Balls 4 at Rutgers (4/22/16)
 Caused Turnovers 3 2x, last vs. Harvard (3/12/16)

CAREER STATS

Year	GP-GS	G	A	Pts	Sh	Pct.	GB	TO	CT	Pen
2016	15-15	0	0	0	0	.000	26	2	12	3-2:30
2017	2-2	0	0	0	0	.000	5	0	2	1-1:00
Total	17-17	0	0	0	0	.000	31	2	14	4-3:30

PLAYER BIOS

MITCH SCHAEFER #37

FRESHMAN | MIDFIELD | 5-11 | 160
CANANDAIGUA, NY. | CANANDAIGUA ACADEMY

GAME-BY-GAME STATS

GAME	G	A	Pts	Sh	Up	GB	TO	CT
ROBERT MORRIS			DNP					
at Hobart			DNP					
CORNELL								
at Villanova								
PENN								
FURMAN								
at Harvard								
FAIRFIELD								
CLEVELAND STATE								
OHIO STATE								
at Maryland								
at Johns Hopkins								
RUTGERS								
at Michigan								

SEASON HIGHS

Points
Goals
Assist
Shots
Ground Balls
Caused Turnovers

CAREER STATS

Year	GP-GS	G	A	Pts	Sh	Pct.	GB	TO	CT	Pen
2017	-	-	-	-	-	-	-	-	-	-
Total	-	-	-	-	-	-	-	-	-	-

WILL SCHREINER #19

JUNIOR | GOALKEEPER | 6-1 | 210
KEMBLESVILLE, PA. | AVON GROVE

GAME-BY-GAME STATS

GAME	MIN	GA	GAA	SV	GB	CT
ROBERT MORRIS	21:15	6	16.94	3	0	0
at Hobart	13:00	2	9.23	1	0	0
CORNELL						
at Villanova						
PENN						
FURMAN						
at Harvard						
FAIRFIELD						
CLEVELAND STATE						
OHIO STATE						
at Maryland						
at Johns Hopkins						
RUTGERS						
at Michigan						

SEASON HIGHS

Fewest GA2at Hobart (2/11)
GAA9.23at Hobart (2/11)
Saves3vs. Robert Morris (2/4)
Save Percentage3332x, last at Hobart (2/11)
Ground Balls
Caused Turnovers

CAREER HIGHS

Fewest GA2at Hobart (2/11/17)
GAA5.00at Ohio State (4/3/16)
Saves15at Ohio State (4/3/16)
Save Percentage750at Ohio State (4/3/16)
Ground BallsN/AN/A
Caused TurnoversN/AN/A

CAREER STATS

Year	GP-GS	MIN	GA	GAA	SV	SV%	W-L	SF
2015	0-0	0:00	0	0	0	.000	0-0	0
2016	15-15	854:16	155	10.89	131	.458	8-7	523
2017	2-1	34:15	8	14.01	4	.333	0-0	16
Total	17-16	888:31	163	11.01	135	.453	8-7	539

TREVOR SCOLLINS #41

SOPHOMORE | GOALKEEPER | 6-1 | 175
MARSHFIELD, MASS. | MARSHFIELD

GAME-BY-GAME STATS

GAME	MIN	GA	GAA	SV	GB	CT
ROBERT MORRIS			DNP			
at Hobart			DNP			
CORNELL						
at Villanova						
PENN						
FURMAN						
at Harvard						
FAIRFIELD						
CLEVELAND STATE						
OHIO STATE						
at Maryland						
at Johns Hopkins						
RUTGERS						
at Michigan						

SEASON HIGHS

Fewest GA
GAA
Saves
Save Percentage
Ground Balls
Caused Turnovers

CAREER HIGHS

Fewest GAN/AN/A
GAAN/AN/A
Saves4vs. Villanova (2/27/16)
Save Percentage1.000vs. Robert Morris (2/6/16)
Ground BallsN/AN/A
Caused TurnoversN/AN/A

CAREER STATS

Year	GP-GS	MIN	GA	GAA	SV	SV%	W-L	SF
2016	3-0	43:59	6	8.18	7	.538	0-0	20
2017	-	-	-	-	-	-	-	-
Total	3-0	43:59	6	8.18	7	.538	0-0	20

MATT SEXTON #16

REDSHIRT SENIOR | MIDFIELD | 5-11 | 178
NISKAYUNA, NY. | NISKAYUNA

GAME-BY-GAME STATS

GAME	G	A	Pts	Sh	Up	GB	TO	CT
ROBERT MORRIS	0	0	0	0	0	0	0	0
at Hobart	0	0	0	0	0	0	1	0
CORNELL								
at Villanova								
PENN								
FURMAN								
at Harvard								
FAIRFIELD								
CLEVELAND STATE								
OHIO STATE								
at Maryland								
at Johns Hopkins								
RUTGERS								
at Michigan								

SEASON HIGHS

Points
Goals
Assist
Shots
Ground Balls
Caused Turnovers

CAREER HIGHS

Points23x, last vs. Marist (3/10/15)
Goals2vs. Marist (3/10/15)
Assist2vs. Lehigh (3/9/13)
Shots25x, last vs. Denver (3/21/15)
Ground Balls2vs. Rutgers (4/19/15)
Caused TurnoversN/AN/A

CAREER STATS

Year	GP-GS	G	A	Pts	Sh	Pct.	GB	TO	CT	Pen
2013	6-0	0	2	2	2	.000	1	0	0	1-1:00
2014	11-0	1	2	3	6	.167	1	1	0	0-0:00
2015	13-0	4	2	6	14	.286	4	5	0	0-0:00
2016										
2017	2-0	0	0	0	0	.000	0	1	0	0-0:00
Total	32-0	5	6	11	22	.227	6	7	0	1-1:00

CONOR SMITH #29

FRESHMAN | ATTACK | 6-1 | 170
LONG ISLAND, NY. | WEST ISLP

GAME-BY-GAME STATS

GAME	G	A	Pts	Sh	Up	GB	TO	CT
ROBERT MORRIS	0	0	0	0	0	0	0	0
at Hobart			DNP					
CORNELL								
at Villanova								
PENN								
FURMAN								
at Harvard								
FAIRFIELD								
CLEVELAND STATE								
OHIO STATE								
at Maryland								
at Johns Hopkins								
RUTGERS								
at Michigan								

SEASON HIGHS

Points
Goals
Assist
Shots
Ground Balls
Caused Turnovers

CAREER STATS

Year	GP-GS	G	A	Pts	Sh	Pct.	GB	TO	CT	Pen
2017	1-0	0	0	0	0	.000	0	0	0	0-0:00
Total	1-0	0	0	0	0	.000	0	0	0	0-0:00

NICK SPILLANE #13

SOPHOMORE | MIDFIELD | 5-10 | 165
FRANKLIN SQUARE, NY. | CAREY

GAME-BY-GAME STATS

GAME	G	A	Pts	Sh	Up	GB	TO	CT
ROBERT MORRIS	0	0	0	1	0	1	0	0
at Hobart	4	3	7	6	0	1	0	0
CORNELL								
at Villanova								
PENN								
FURMAN								
at Harvard								
FAIRFIELD								
CLEVELAND STATE								
OHIO STATE								
at Maryland								
at Johns Hopkins								
RUTGERS								
at Michigan								

SEASON HIGHS

Points7at Hobart (2/11)
Goals4at Hobart (2/11)
Assist3at Hobart (2/11)
Shots6at Hobart (2/11)
Ground Balls12x, last at Hobart (2/11)
Caused Turnovers

CAREER HIGHS

Points7at Hobart (2/11/17)
Goals4at Hobart (2/11/17)
Assist3at Hobart (2/11/17)
Shots6at Hobart (2/11/17)
Ground Balls14x, last at Hobart (2/11/17)
Caused TurnoversN/AN/A

CAREER STATS

Year	GP-GS	G	A	Pts	Sh	Pct.	GB	TO	CT	Pen
2016	10-0	4	2	6	15	.267	2	2	0	0-0:00
2017	2-0	4	3	7	7	.571	2	1	1	0-0:00
Total	12-0	8	5	13	22	.364	4	3	1	0-0:00

PLAYER BIOS

BRANDON STERN #36

SOPHOMORE | MIDFIELD | 5-11 | 175
CHERRY HILL, N.J. | CHERRY HILL EAST

GAME-BY-GAME STATS

GAME	G	A	Pts	Sh	Up	GB	TO	CT
ROBERT MORRIS			DNP					
at Hobart			DNP					
CORNELL								
at Villanova								
PENN								
FURMAN								
at Harvard								
FAIRFIELD								
CLEVELAND STATE								
OHIO STATE								
at Maryland								
at Johns Hopkins								
RUTGERS								
at Michigan								

SEASON HIGHS

Points -
Goals -
Assist -
Shots -
Ground Balls -
Caused Turnovers -

CAREER HIGHS

Points N/A N/A
Goals N/A N/A
Assist N/A N/A
Shots N/A N/A
Ground Balls 1 4x, last vs. Johns Hopkins (4/17/16)
Caused Turnovers 1 vs. Hobart (2/13/16)

CAREER STATS

Year	GP-GS	G	A	Pts	Sh	Pct.	GB	TO	CT	Pen
2016	14-0	0	0	0	0	0	4	2	1	0-0:00
2017	-	-	-	-	-	-	-	-	-	-
Total	14-0	0	0	0	0	0	4	2	1	0-0:00

BARRETT SUTLEY #27

FRESHMAN | MIDFIELD | 6-2 | 197
OWINGS MILLS, MD. | THE MCDONOGH SCHOOL

GAME-BY-GAME STATS

GAME	G	A	Pts	Sh	Up	GB	TO	CT
ROBERT MORRIS			DNP					
at Hobart			DNP					
CORNELL								
at Villanova								
PENN								
FURMAN								
at Harvard								
FAIRFIELD								
CLEVELAND STATE								
OHIO STATE								
at Maryland								
at Johns Hopkins								
RUTGERS								
at Michigan								

SEASON HIGHS

Points -
Goals -
Assist -
Shots -
Ground Balls -
Caused Turnovers -

CAREER STATS

Year	GP-GS	G	A	Pts	Sh	Pct.	GB	TO	CT	Pen
2017	-	-	-	-	-	-	-	-	-	-
Total	-	-	-	-	-	-	-	-	-	-

MIKE SUTTON #39

SENIOR | MIDFIELD | 5-9 | 194
SEWELL, N.J. | ST. AUGUSTINE PREP

GAME-BY-GAME STATS

GAME	G	A	Pts	Sh	Up	GB	TO	CT
ROBERT MORRIS	4	0	4	6	0	0	0	0
at Hobart	0	2	2	2	0	1	1	0
CORNELL								
at Villanova								
PENN								
FURMAN								
at Harvard								
FAIRFIELD								
CLEVELAND STATE								
OHIO STATE								
at Maryland								
at Johns Hopkins								
RUTGERS								
at Michigan								

SEASON HIGHS

Points 4 vs. Robert Morris (2/4)
Goals 4 vs. Robert Morris (2/4)
Assist 2 at Hobart (2/11)
Shots 6 vs. Robert Morris (2/4)
Ground Balls 2 at Hobart (2/11)
Caused Turnovers -

CAREER HIGHS

Points 5 at Drexel (4/5/14)
Goals 5 at Drexel (4/5/14)
Assist 2 at Hobart (2/11/17)
Shots 13 2x, last at Johns Hopkins (4/11/15)
Ground Balls 5 vs. Penn (2/28/15)
Caused Turnovers 2 vs. Rutgers (4/19/15)

CAREER STATS

Year	GP-GS	G	A	Pts	Sh	Pct.	GB	TO	CT	Pen
2014	6-4	13	1	14	41	.317	5	12	1	0-0:00
2015	14-13	24	4	28	100	.240	27	21	2	1-0:30
2016	15-11	19	2	21	69	.275	16	6	1	1-1:00
2017	2-2	4	2	6	8	.500	1	1	0	0-0:00
Total	37-30	60	9	69	218	.275	49	40	4	2-1:30

TRIPP TRAYNOR #33

JUNIOR | MIDFIELD | 5-11 | 170
DOWNTON, PA. | MALVERN PREP

GAME-BY-GAME STATS

GAME	G	A	Pts	Sh	Up	GB	TO	CT
ROBERT MORRIS	0	0	0	0	0	2	1	0
at Hobart	0	0	0	0	0	1	0	0
CORNELL								
at Villanova								
PENN								
FURMAN								
at Harvard								
FAIRFIELD								
CLEVELAND STATE								
OHIO STATE								
at Maryland								
at Johns Hopkins								
RUTGERS								
at Michigan								

SEASON HIGHS

Points -
Goals -
Assist -
Shots -
Ground Balls 2 vs. Robert Morris (2/4)
Caused Turnovers -

CAREER HIGHS

Points 1 Vermont (2/7/15)
Goals 1 Vermont (2/7/15)
Assist N/A N/A
Shots 1 Vermont (2/7/15)
Ground Balls 2 4x, last vs. Robert Morris (2/4/17)
Caused Turnovers N/A N/A

CAREER STATS

Year	GP-GS	G	A	Pts	Sh	Pct.	GB	TO	CT	Pen
2015	5-0	1	0	1	3	.333	1	1	0	0-0:00
2016	15-0	0	0	0	0	.000	11	1	2	1-1:00
2017	2-0	0	0	0	0	.000	3	1	0	0-0:00
Total	22-0	1	0	1	3	.333	15	3	2	1-1:00

PETER TRIOLO #45

SENIOR | DEFENSE | 6-1 | 188
SMITHTOWN, NY. | SMITHTOWN EAST

GAME-BY-GAME STATS

GAME	G	A	Pts	Sh	Up	GB	TO	CT
ROBERT MORRIS	0	0	0	0	0	1	0	1
at Hobart	0	0	0	0	0	0	0	1
CORNELL								
at Villanova								
PENN								
FURMAN								
at Harvard								
FAIRFIELD								
CLEVELAND STATE								
OHIO STATE								
at Maryland								
at Johns Hopkins								
RUTGERS								
at Michigan								

SEASON HIGHS

Points -
Goals -
Assist -
Shots -
Ground Balls 1 vs. Robert Morris (2/4)
Caused Turnovers 1 2x, last at Hobart (2/11)

CAREER HIGHS

Points 1 vs. Robert Morris (2/6/16)
Goals N/A N/A
Assist 1 vs. Robert Morris (2/6/16)
Shots N/A N/A
Ground Balls 5 at Johns Hopkins (4/11/15)
Caused Turnovers 2 vs. Villanova (2/27/16)

CAREER STATS

Year	GP-GS	G	A	Pts	Sh	Pct.	GB	TO	CT	Pen
2014	11-0	0	0	0	0	.000	2	1	1	0-0:00
2015	13-10	0	0	0	0	.000	14	0	4	3-2:30
2016	15-15	0	1	1	0	.000	14	4	9	2-2:00
2017	2-2	0	0	0	0	.000	1	0	2	1-1:00
Total	41-27	0	1	1	0	.000	31	5	16	6-5:30

TOMMY WRIGHT #23

SOPHOMORE | DEFENSE | 6-0 | 185
GARDEN CITY, NY. | GARDEN CITY

GAME-BY-GAME STATS

GAME	G	A	Pts	Sh	Up	GB	TO	CT
ROBERT MORRIS	0	0	0	0	0	2	1	0
at Hobart	0	1	1	0	0	2	0	0
CORNELL								
at Villanova								
PENN								
FURMAN								
at Harvard								
FAIRFIELD								
CLEVELAND STATE								
OHIO STATE								
at Maryland								
at Johns Hopkins								
RUTGERS								
at Michigan								

SEASON HIGHS

Points -
Goals -
Assist 1 at Hobart (2/11)
Shots -
Ground Balls 2 vs. Robert Morris (2/4)
Caused Turnovers -

CAREER HIGHS

Points 1 vs. Hobart (2/13/16)
Goals N/A N/A
Assist 1 2x, last at Hobart (2/11/17)
Shots 1 2x last at Penn (3/5/16)
Ground Balls 3 vs. Hobart (2/13/16)
Caused Turnovers 1 2x last at Penn (3/5/16)

CAREER STATS

Year	GP-GS	G	A	Pts	Sh	Pct.	GB	TO	CT	Pen
2016	6-0	0	1	1	2	.000	8	3	2	0-0:00
2017	1-0	0	0	0	0	.000	2	1	0	1-1:00
Total	7-0	0	1	1	2	.000	10	4	2	1-1:00

COMBINED STATS

RECORD:	OVERALL	HOME	AWAY	NEUTRAL
ALL GAMES	2-0	1-0	1-0	0-0
CONFERENCE	0-0	0-0	0-0	0-0
NON-CONFERENCE	2-0	1-0	1-0	0-0

Date	Opponent	Score	Att.	## PLAYER	GP	G	A	Pts	Sh	Gw	Up	Dn	GB	Faceoff	
Feb 04	ROBERT MORRIS	w	15-11	755	3 O'Keefe, Mac	2	11	3	14	20	0	1	0	2	0-0
Feb 11	at Hobart	w	21-15	0	1 Ament, Grant	2	5	5	10	11	0	0	0	4	0-0
					5 Hill, Kevin	2	4	2	6	8	1	2	0	1	0-0
					13 Spillane, Nick	2	4	3	7	7	0	0	0	2	0-0
					39 Sutton, Mike	2	4	2	6	8	0	0	0	1	0-0
					6 Keenan, Ryan	2	2	4	6	5	0	0	0	0	0-0
					14 Foulds, Dylan	1	1	0	1	2	1	0	0	0	0-0
					35 Craig, Dan	2	1	0	1	5	0	0	0	3	0-0
					24 Chambers, Tyler	2	1	0	1	1	0	0	0	2	0-0
					40 Arceri, Gerard	2	1	0	1	3	0	0	0	23	43-61
					9 McEvoy, Nick	2	1	0	1	1	0	0	0	4	0-0
					10 Aponte, Nick	2	1	3	4	6	0	0	0	4	0-0
					33 Traynor, Tripp	2	0	0	0	0	0	0	0	3	0-0
					34 Kneese, Colby	2	0	0	0	0	0	0	0	3	0-0
					38 Kreinz, Drake	2	0	0	0	0	0	0	0	2	0-0
					42 Nowoswiat, Jimmy	1	0	0	0	0	0	0	0	0	0-0
					43 Cardile, Nick	2	0	0	0	0	0	0	0	2	0-0
					45 Triolo, Peter	2	0	0	0	0	0	0	0	1	0-0
					26 Fisher, Matthew	1	0	0	0	0	0	0	0	2	0-0
					31 Fox, Kevin	2	0	0	0	1	0	0	0	5	0-0
					29 Smith, Conor	1	0	0	0	0	0	0	0	0	0-0
					25 Sabia, Christopher	2	0	0	0	0	0	0	0	5	0-0
					23 Wright, Tommy	2	0	1	1	0	0	0	0	4	0-0
					19 Schreiner, Will	2	0	0	0	0	0	0	0	0	0-0
					16 Sexton, Matt	2	0	0	0	0	0	0	0	0	0-0
					15 Black, Robby	1	0	0	0	0	0	0	0	0	0-0
					12 Butler, Tyler	1	0	0	0	0	0	0	0	0	0-0
					11 Donnelly, Matt	1	0	0	0	0	0	0	0	0	0-0
					8 Florence, Matt	2	0	1	1	3	0	0	0	1	0-0
					2 Connellan, TJ	2	0	0	0	0	0	0	0	0	0-0
					44 Lombardi, Billy	1	0	0	0	0	0	0	0	2	5-7
					Total	2	36	24	60	81	2	3	0	76	48-68
					Opponents	2	26	10	36	63	0	2	0	38	20-68
					## Goalie	GP	Min.	GA	GAAvg	Save	Pct	W-L-T			
					34 Kneese, Colby	2	85:45	18	12.59	14	.438	2-0-0			
					19 Schreiner, Will	2	34:15	8	14.01	4	.333	0-0-0			
					Total	2	120:00	26	13.00	18	.409	2-0-0			
					Opponents	2	120:00	36	18.00	25	.410	0-2-0			
					Goals by Period	1st	2nd	3rd	4th	Total					
					Penn State	11	6	8	11	36					
					Opponents	6	4	10	6	26					
					Saves by Period	1st	2nd	3rd	4th	Total					
					Penn State	7	3	3	5	18					
					Opponents	4	10	5	6	25					
					Shots by Period	1st	2nd	3rd	4th	Total					
					Penn State	18	21	18	24	81					
					Opponents	13	16	15	19	63					
					Shots on Goal	1st	2nd	3rd	4th	Total					
					Penn State	15	16	13	17	61					
					Opponents	13	7	13	11	44					

INDIVIDUAL STATS

Overall: 2-0 Conf: 0-0 Home: 1-0 Away: 1-0 Neut: 0-0

##	Player	gp-gs	min	g	a	pts	sh	sh%	sog	sog%	gw	up	dn	gb	t/o	ct	faceoff	pct	pen-min
3	O'Keefe, Mac	2-2	125	11	3	14	20	.550	14	.700	0	1	0	2	3	0	-	-	-
1	Ament, Grant	2-2	125	5	5	10	11	.455	8	.727	0	0	0	4	1	0	-	-	-
39	Sutton, Mike	2-2	125	4	2	6	8	.500	6	.750	0	0	0	1	1	0	-	-	-
5	Hill, Kevin	2-2	125	4	2	6	8	.500	7	.875	1	2	0	1	0	0	-	-	-
13	Spillane, Nick	2-0	0	4	3	7	7	.571	5	.714	0	0	0	2	1	1	-	-	-
6	Keenan, Ryan	2-0	0	2	4	6	5	.400	5	1.000	0	0	0	0	0	0	-	-	-
9	McEvoy, Nick	2-0	0	1	0	1	1	1.000	1	1.000	0	0	0	4	0	1	-	-	-
14	Foulds, Dylan	1-0	0	1	0	1	2	.500	2	1.000	1	0	0	0	1	0	-	-	-
24	Chambers, Tyler	2-0	0	1	0	1	1	1.000	1	1.000	0	0	0	2	0	0	-	-	-
35	Craig, Dan	2-0	0	1	0	1	5	.200	3	.600	0	0	0	3	2	1	-	-	1-0.5
10	Aponte, Nick	2-2	125	1	3	4	6	.167	4	.667	0	0	0	4	5	1	-	-	-
40	Arceri, Gerard	2-0	0	1	0	1	3	.333	3	1.000	0	0	0	23	2	1	43-61	.705	-
42	Nowoswiat, Jimmy	1-0	0	0	0	0	0	.000	0	.000	0	0	0	0	0	0	-	-	-
2	Connellan, TJ	2-2	125	0	0	0	0	.000	0	.000	0	0	0	0	1	0	-	-	-
29	Smith, Conor	1-0	0	0	0	0	0	.000	0	.000	0	0	0	0	0	0	-	-	-
31	Fox, Kevin	2-0	0	0	0	0	1	1.000	1	1.000	0	0	0	5	0	0	-	-	-
8	Florence, Matt	2-2	125	0	1	1	3	.000	1	.333	0	0	0	1	1	1	-	-	-
16	Sexton, Matt	2-0	0	0	0	0	0	.000	0	.000	0	0	0	0	1	0	-	-	-
11	Donnelly, Matt	1-0	0	0	0	0	0	.000	0	.000	0	0	0	0	0	0	-	-	-
12	Butler, Tyler	1-0	0	0	0	0	0	.000	0	.000	0	0	0	0	0	0	-	-	-
15	Black, Robby	1-0	0	0	0	0	0	.000	0	.000	0	0	0	0	0	0	-	-	-
19	Schreiner, Will	2-1	38	0	0	0	0	.000	0	.000	0	0	0	0	0	0	-	-	-
38	Kreinz, Drake	2-0	0	0	0	0	0	.000	0	.000	0	0	0	2	0	0	-	-	-
26	Fisher, Matthew	1-0	0	0	0	0	0	.000	0	.000	0	0	0	2	0	0	-	-	-
43	Cardile, Nick	2-0	0	0	0	0	0	.000	0	.000	0	0	0	2	0	0	-	-	-
34	Kneese, Colby	2-1	87	0	0	0	0	.000	0	.000	0	0	0	3	0	0	-	-	-
44	Lombardi, Billy	1-0	0	0	0	0	0	.000	0	.000	0	0	0	2	0	0	5-7	.714	-
33	Traynor, Tripp	2-0	0	0	0	0	0	.000	0	.000	0	0	0	3	1	0	-	-	-
23	Wright, Tommy	2-0	0	0	1	1	0	.000	0	.000	0	0	0	4	1	0	-	-	1-1.0
45	Triolo, Peter	2-2	125	0	0	0	0	.000	0	.000	0	0	0	1	0	2	-	-	1-1.0
25	Sabia, Christopher	2-2	125	0	0	0	0	.000	0	.000	0	0	0	5	0	2	-	-	1-1.0
Total		2	-	36	24	60	81	.444	61	.753	2	3	0	76	22	10	48-68	.706	4-3.5
Opponents		2	-	26	10	36	63	.413	44	.698	0	2	0	38	23	9	20-68	.294	7-4.5

##	Goalie	gp-gs	min	ga	gaavg	saves	pct	w	l	t	shots faced
34	Kneese, Colby	2-1	85:45	18	12.59	14	.438	2	0	0	47
19	Schreiner, Will	2-1	34:15	8	14.01	4	.333	0	0	0	16
Total		2	120:00	26	13.00	18	.409	2	0	0	63
Opponents		2	120:00	36	18.00	25	.410	0	2	0	81

Goals by Period	1st	2nd	3rd	4th	Total
Penn State	11	6	8	11	36
Opponents	6	4	10	6	26

Saves by Period	1st	2nd	3rd	4th	Total
Penn State	7	3	3	5	18
Opponents	4	10	5	6	25

Shots by Period	1st	2nd	3rd	4th	Total
Penn State	18	21	18	24	81
Opponents	13	16	15	19	63

Attendance Summary	PSU	Opponent
Total	755	0
Dates/Avg Per Date	1/755	1/0
Neutral Site #/Avg	0/0	

Shots on Goal	1st	2nd	3rd	4th	Total
Penn State	15	16	13	17	61
Opponents	13	7	13	11	44

CLEARs: Penn State -- 26-28 .929, Opponents -- 31-36 .861.
 MAN-UP OPPS: Penn State -- 3-7 .429, Opponents -- 2-4 .500.

STAT LEADERS

##	Points	GP	G	A	Pts	Shots
3	O'Keefe, Mac	2	11	3	14	20
1	Ament, Grant	2	5	5	10	11
13	Spillane, Nick	2	4	3	7	7
39	Sutton, Mike	2	4	2	6	8
5	Hill, Kevin	2	4	2	6	8

##	Goals	GP	G	A	Pts	Shots
3	O'Keefe, Mac	2	11	3	14	20
1	Ament, Grant	2	5	5	10	11
5	Hill, Kevin	2	4	2	6	8
39	Sutton, Mike	2	4	2	6	8
13	Spillane, Nick	2	4	3	7	7

##	Assists	GP	G	A	Pts	Shots
1	Ament, Grant	2	5	5	10	11
6	Keenan, Ryan	2	2	4	6	5
3	O'Keefe, Mac	2	11	3	14	20
10	Aponte, Nick	2	1	3	4	6
13	Spillane, Nick	2	4	3	7	7

##	Ground Balls	GP	No.
40	Arceri, Gerard	2	23
31	Fox, Kevin	2	5
25	Sabia, Christopher	2	5
10	Aponte, Nick	2	4
23	Wright, Tommy	2	4

##	Game-winning Goals	GP	No.
14	Foulds, Dylan	1	1
5	Hill, Kevin	2	1

##	Man-Up Goals	GP	No.
5	Hill, Kevin	2	2
3	O'Keefe, Mac	2	1

##	Man-Down Goals	GP	No.

##	Faceoff Pct.	GP	Won	Att	Pct.
44	Lombardi, Billy	1	5	7	.714
40	Arceri, Gerard	2	43	61	.705

##	Shots	GP	G	A	Shots	Shot%
3	O'Keefe, Mac	2	11	3	20	.550
1	Ament, Grant	2	5	5	11	.455
5	Hill, Kevin	2	4	2	8	.500
39	Sutton, Mike	2	4	2	8	.500
13	Spillane, Nick	2	4	3	7	.571

##	Shot Pct.	GP	G	A	Shots	Shot%
9	McEvoy, Nick	2	1	0	1	1.000
24	Chambers, Tyler	2	1	0	1	1.000
13	Spillane, Nick	2	4	3	7	.571
3	O'Keefe, Mac	2	11	3	20	.550
5	Hill, Kevin	2	4	2	8	.500

##	Shots on Goal	GP	G	A	Shots	SOG	SOG%
3	O'Keefe, Mac	2	11	3	20	14	.700
1	Ament, Grant	2	5	5	11	8	.727
5	Hill, Kevin	2	4	2	8	7	.875
39	Sutton, Mike	2	4	2	8	6	.750
13	Spillane, Nick	2	4	3	7	5	.714

##	Shots on Goal Pct.	GP	G	A	Shots	SOG	SOG%
6	Keenan, Ryan	2	2	4	5	5	1.000
40	Arceri, Gerard	2	1	0	3	3	1.000
14	Foulds, Dylan	1	1	0	2	2	1.000
24	Chambers, Tyler	2	1	0	1	1	1.000
31	Fox, Kevin	2	0	0	1	1	1.000

##	Caused Turnovers	GP	No.
25	Sabia, Christopher	2	2
45	Triolo, Peter	2	2
40	Arceri, Gerard	2	1
8	Florence, Matt	2	1
35	Craig, Dan	2	1

##	Penalties	GP	No.
23	Wright, Tommy	2	1
35	Craig, Dan	2	1
45	Triolo, Peter	2	1
25	Sabia, Christopher	2	1

##	Penalty Minutes	GP	No.
25	Sabia, Christopher	2	1.0
45	Triolo, Peter	2	1.0
23	Wright, Tommy	2	1.0
35	Craig, Dan	2	0.5

TEAM GAME-BY-GAME

TEAM STATISTICS

Date	Opponent	Score	Min.	G	A	Pts	Sh	Sog	GW	UP	DN	GB	TO	CT	Faceoff	Pen-Min
Feb 04, 2017	ROBERT MORRIS	15-11	640	15	11	26	39	30	1	1	0	32	11	8	21-30	2-1.5
Feb 11, 2017	Hobart	21-15	600	21	13	34	42	31	1	2	0	44	11	2	27-38	2-2.0
Penn State		36-26	1240	36	24	60	81	61	2	3	0	76	22	10	48-68	4-3.5
				26	10	36	63	44	0	2	0	38	23	9	20-68	7-4.5

TEAM PER-GAME

Games played: 2

Shots per game: 40.50; Goals per game: 18.00

Assists per game: 12.00; Points per game: 30.00

Shot pct: .444; SOG pct: .753

Faceoff W-L pct: .706; Clear pct.: 0.929

Date	Opponent	Score	Minutes	GA	GAAvg	Saves	Save%	W	L	T	Faced
Feb 04, 2017	ROBERT MORRIS	15-11	60:00	11	11.00	11	.500	1	0	0	29
Feb 11, 2017	Hobart	21-15	60:00	15	13.00	7	.318	1	0	0	34
Totals		36-26	120:00	26	13.00	18	.409	2	0	0	63
			120:00	36	13.00	25	.410	0	2	0	81

GAME 1 - vs. ROBERT MORRIS

Lacrosse Box Score (Final) The Automated ScoreBook

Robert Morris vs #15 Penn State (Feb 04, 2017 at University Park, Pa.)

Robert Morris (0-1) vs. Penn State (1-0)	Score by period					1	2	3	4	Total
Date: Feb 04, 2017 • Attendance: 755	Robert Morris	4	2	3	2	11				
Weather:	Penn State	6	1	3	5	15				

Robert Morris SCORING: GOALS: TOROK-ORBAN, Adrian 2; GIBSON, Marshall 2; SCHMIDT, Matt 2; YEPSEN, Carter 2; GIBSON, Tyson 1; MAJEWSKI, Shane 1; TOOMB, Jack 1.
ASSISTS: TOROK-ORBAN, Adrian 2; BOHL, Alexander 1; BRYANT, Zachary 1; GIBSON, Marshall 1; GIBSON, Tyson 1; SCHMIDT, Matt 1; SMITH, Eddie 1.

Penn State SCORING: GOALS: O'Keefe, Mac 7; Sutton, Mike 4; Ament, Grant 1; Aponte, Nick 1; Foulds, Dylan 1; Arceri, Gerard 1.
ASSISTS: Ament, Grant 5; Aponte, Nick 2; Hill, Kevin 2; Florence, Matt 1; Keenan, Ryan 1.

Shots by period	1	2	3	4	Total	Saves by period	1	2	3	4	Total
Robert Morris	7	7	6	9	29	Robert Morris	3	8	2	2	15
Penn State	10	11	9	9	39	Penn State	3	2	4	1	11

Ground balls/prd	1	2	3	4	Total	Turnovers by prd	1	2	3	4	Total
Robert Morris	5	6	5	2	18	Robert Morris	2	7	4	2	15
Penn State	11	4	7	10	32	Penn State	4	2	3	2	11

F/O violations by prd	1	2	3	4	Total
Robert Morris	1	1	0	0	2
Penn State	0	0	0	0	0

Faceoffs by prd	1	2	3	4	Total
Robert Morris	3-11	2-4	3-7	1-8	9-30
Penn State	8-11	2-4	4-7	7-8	21-30

Clears by period	1	2	3	4	Total
Robert Morris	6-6	4-5	5-6	2-2	17-19
Penn State	4-4	4-5	3-3	3-3	14-15

Extra-man opps	1	2	3	4	Total
Robert Morris	0-0	0-0	1-1	1-1	2-2
Penn State	1-1	0-0	0-1	0-1	1-3

Stadium: Holuba Hall
Penalties - Robert Morris 3/1:30; Penn State 2/1:30.

Official's signature

Turning Point

Penn State turned the tide with 11:42 left to go in the fourth. After tying the game earlier, Robert Morris found themselves within a goal of Penn State at 11-10. Ament fed Foulds in open space, where the redshirt freshman scored for a two-goal advantage. The goal sparked a 4-0 run to secure the Penn State victory.

Difference Makers

- **Mac O'Keefe** - O'Keefe scored seven goals on 12 shots, marking the first time since 1983 a Penn State player has scored seven or more goals in a game.
- **Gerard Arceri** - Arceri won 66 percent of the game's faceoffs, going 21-of-30 at the faceoff "x" and added the first goal of the game to set the tone for the Nittany Lions.
- **Grant Ament** - Ament showed impeccable vision, being responsible for six total goals on five assists and a score of his own. Ament led four different players to score.

By Quarters

First Quarter

Arceri kick-started the Nittany Lions offense, winning the opening faceoff and scooping the ground ball himself before scoring nine seconds later. Arceri's goal sprung a 3-0 Penn State run, with O'Keefe scoring a man-up goal from Ament before Sutton scored his first goal of the game on a helper from Hill. RMU responded on a diving goal by Jack Toomb before Aponte and O'Keefe logged back-to-back goals, with Ament earning the assist for both. Robert Morris scored twice before O'Keefe logged his third goal. Torok-Orban scored his lone goal of the game with four seconds left in the opening frame.

Penn State 6, Robert Morris 4

Second Quarter

After an action packed first quarter, both sides slowed things down in the second. Robert Morris carried some momentum into the quarter, scoring 48 seconds in. Three minutes later, O'Keefe responded with his fourth goal on a pass from redshirt senior Matt Florence, bouncing it in for Penn state's lone score of the quarter. Robert Morris' Carter Yepsen scored his first goal of the day to bring the game within one before a scoreless stalemate for the final 8:44 of the half.

Penn State 7, Robert Morris 6

Third Quarter

Carter scored for the second time for the Colonials, tying the game, 7-7, at 11:06 in the third. Just over a minute later, Sutton responded, ripping the ball into the back of the net on a feed from Ament. PSU held the lead for four and a half minutes, when Robert Morris scored on an extra man opportunity to even the game. O'Keefe scored the next two, with Aponte and Ament dealing assists to give Penn State a 10-8 lead. The Colonials scored with 2:59 left in the third to pull back within one.

Penn State 10, Robert Morris 9

Fourth Quarter

Sutton logged his third score of the day to open the fourth, finding the top corner from deep to give PSU the two-goal lead. Robert Morris pulled it within one before Foulds scored on a pass from behind the net, courtesy of Ament for a 12-10 advantage. Sutton logged his fourth goal of the day on a pass from Hill with 6:08 left on the clock. Ament followed up the score with one of his own, dodging from behind the goal and making his defender stumble before beating the goalie. Junior midfielder Ryan Keenan dished the ball to O'Keefe for his seventh score, before a man-up goal from Robert Morris closed out the final quarter.

Penn State 15, Robert Morris 11

GAME 2 - at HOBART

Lacrosse Box Score (Final) The Automated ScoreBook

#15 Penn State vs Hobart (Feb 11, 2017 at Victor, N.Y.)

Penn State (2-0) vs. Hobart (0-1)	Score by period					1	2	3	4	Total
Date: Feb 11, 2017 • Attendance:	Penn State	5	5	5	6	21				
Weather: Indoors	Hobart	2	2	7	4	15				

Penn State SCORING: GOALS: O'Keefe, Mac 4; Spillane, Nick 4; Ament, Grant 4; Hill, Kevin 4; Keenan, Ryan 2; McEvoy, Nick 1; Craig, Dan 1; Chambers, Tyler 1.
ASSISTS: Keenan, Ryan 3; O'Keefe, Mac 3; Spillane, Nick 3; Sutton, Mike 2; Aponte, Nick 1; Wright, Tommy 1.

Hobart SCORING: GOALS: Justin Scott 4; Bryan Hancock 3; Chris Aslanian 3; Stanny Gilbertson 2; Frank Brown 1; Tanner John 1; Kevin Murphy 1.
ASSISTS: Frank Brown 1; Eric Holden 1.

Shots by period	1	2	3	4	Total	Saves by period	1	2	3	4	Total
Penn State	8	10	9	15	42	Penn State	4	1	1	1	7
Hobart	6	9	9	10	34	Hobart	1	2	3	4	10

Ground balls/prd	1	2	3	4	Total	Turnovers by prd	1	2	3	4	Total
Penn State	8	10	9	17	44	Penn State	4	3	3	1	11
Hobart	9	2	3	6	20	Hobart	3	3	1	1	8

F/O violations by prd	1	2	3	4	Total
Penn State	0	1	0	0	1
Hobart	0	0	1	0	1

Faceoffs by prd	1	2	3	4	Total
Penn State	4-8	5-8	9-11	9-11	27-38
Hobart	4-8	3-8	2-11	2-11	11-38

Clears by period	1	2	3	4	Total
Penn State	5-6	5-5	1-1	1-1	12-13
Hobart	4-4	3-4	4-5	3-4	14-17

Extra-man opps	1	2	3	4	Total
Penn State	1-1	1-2	0-0	0-1	2-4
Hobart	0-0	0-1	0-1	0-0	0-2

Stadium: Pinnacle Athletic
Penalties - Penn State 2/2:00; Hobart 4/3:00.
30-second Goals/Warnings (Violations) - Penn State 0/1 (0); Hobart 0/0 (0).
Officials: Thomas Sutton; Robert Gross; Chris Clark. Scorer: Ken DeBolt.

Official's signature

Turning Point

With 13 minutes remaining in the fourth quarter, Hobart nearly erased a nine-goal deficit, as Justin Scott scored his fourth goal of the day to pull within two, 15-13. Penn State won the faceoff, but couldn't convert the initial shot. The Nittany Lions were resilient, riding the Hobart defense and forcing a Hobart turnover during the clear attempt. O'Keefe scooped up the groundball and found Hill for the score to push the Penn State lead to three.

Difference Makers

- **Nick Spillane** - Spillane had a career day, logging new career bests in goals (4), assists (3) and points (7). His seven points tied for the team's best.
- **Mac O'Keefe** - O'Keefe matched his point production from his collegiate debut, as the lefty attackman posted four goals and three assists to co-lead the Penn State offense.
- **Kevin Hill** - Hill took advantage of the extra-man opportunities, finding the holes in the defense with a pair of EMO goals. He added two even strength scores in a career outing.

By Quarters

First Quarter

Penn State opened the game's scoring, as a fast-paced clear led to Chambers' second career goal to put the Nittany Lions up, 1-0. Hobart responded before Hill scored his first goal of the game. Spillane found the back of the net with 4:11 left to go in the first, with Aponte finding the sophomore midfielder. 14 seconds later, Ament scored his first goal of the day before a Hobart timeout. Hill scored a man-up goal with 32 seconds left in the quarter, but Hobart logged one of its own 10 seconds later before the first frame finished.

Penn State 5, Hobart 2

Second Quarter

Just under two minutes into the second Keenan found O'Keefe in space to give Penn State a six-goal advantage. Hobart answered the call roughly two minutes later. A man-up goal from Hill with 10:28 to go in the second sparked a 4-1 Penn State run through the remainder of the quarter. O'Keefe found paydirt on back-to-back scores before Keenan logged his first of the season. Sutton and Keenan made passes to lead to the O'Keefe goals, while Spillane earned one of his three assists on the pass to Keenan.

Penn State 10, Hobart 4

Third Quarter

The two sides scored a combined 12 goals in the third frame of the game. It was the lone period in which Hobart out-scored Penn State, with the Statesmen holding a 7-5 advantage. Ament scored the first two goals of the quarter, both coming unassisted. A lone Hobart score broke up what would be a 4-1 run, as Keenan logged his second goal of the game with 7:51 left on the clock. 11 second later McEvoy made his collegiate scoring debut, giving Penn State a 15-4 lead. Hobart refused to break down, mounting an impressive 6-1 run to close out the quarter. The lone remaining Penn State score came courtesy of Craig off a pass from O'Keefe with 34 seconds left in the period.

Penn State 15, Hobart 11

Fourth Quarter


Hobart continued to strike, opening the final frame with a pair of scores. With 11:22 on the clock, Hill's fourth score made the lead 16-13. Spillane scored his second goal on the feed from O'Keefe to spark back-and-forth scoring between the two sides. Hobart scored before Spillane responded with his third goal less than a minute later. Hobart's Hancock registered Hobart's 15th goal, before O'Keefe, Ament and Spillane took the game out of question with three final goals over the last 2:53 of regulation.

Penn State 21, Hobart 15

2017 PENN STATE MEN'S LACROSSE TV/RADIO ROSTER




GRANT AMENT
#1 | SO. | ATTACK




NICK APONTE
#10 | SR. | MIDFIELD




GERARD ARCERI
#40 | FR. | MIDFIELD




MIKE ARONOW
#17 | JR. | DEFENSE



ROBBY BLACK
#15 | SO. | MIDFIELD



TYLER BUTLER
#12 | JR. | DEFENSE



NICK CARDILE
#43 | FR. | DEFENSE



TYLER CHAMBERS
#24 | SR. | MIDFIELD



TJ CONNELLAN
#2 | FR. | DEFENSE



DAN CRAIG
#35 | SR. | MIDFIELD



MATT DONNELLY
#11 | SO. | MIDFIELD




MATTHEW FISHER
#26 | FR. | MIDFIELD



MATT FLORENCE
#8 | RS-SR. | MIDFIELD



DYLAN FOULDS
#14 | RS-FR. | ATTACK




KEVIN FOX
#31 | SO. | DEFENSE



KEVIN HILL
#5 | SO. | MIDFIELD



CHRIS ISENBERG
#4 | JR. | MIDFIELD



RYAN KEENAN
#6 | JR. | MIDFIELD




COLBY KNEESE
#34 | FR. | GOALIE




DRAKE KREINZ
#38 | RS-SR. | MIDFIELD



DEAN LAMELA
#32 | SO. | DEFENSE



BILLY LOMBARDI
#44 | SR. | MIDFIELD




NICK MCEVOY
#9 | FR. | MIDFIELD




JIMMY NOWOSWIAT
#42 | SO. | ATTACK



MAC O'KEEFE
#3 | FR. | ATTACK



HUNTER PEARL
#20 | JR. | GOALIE/DEF



TANNER PECK
#7 | JR. | ATTACK



BRIAN PRESTREAU
#22 | SR. | MIDFIELD



JACK RUSBOLDT
#28 | FR. | GOALIE



CHRIS SABIA
#25 | SO. | DEFENSE



MITCH SCHAEFER
#37 | FR. | MIDFIELD



WILL SCHREINER
#19 | JR. | GOALIE




TREVOR SCOLLINS
#41 | SO. | GOALIE




MATT SEXTON
#16 | RS-SR. | MIDFIELD



CONOR SMITH
#29 | FR. | ATTACK



NICK SPILLANE
#13 | SO. | MIDFIELD



BRANDON STERN
#36 | SO. | MIDFIELD



BARRETT SUTLEY
#27 | FR. | MIDFIELD




MIKE SUTTON
#39 | SR. | MIDFIELD



TRIPP TRAYNOR
#33 | JR. | MIDFIELD



PETER TRIOLO
#45 | SR. | DEFENSE



TOMMY WRIGHT
#23 | SO. | DEFENSE




JEFF TAMBRONI
HEAD COACH



PETER TONER
ASSOCIATE HEAD COACH



CHRIS DOCTOR
ASSISTANT COACH



DAVID SHRIVER
DIRECTOR OF OPS