

UNRIVALED

PENN STATE FOOTBALL



866 WINS
(8th in Nation)

46 BOWL GAMES
(7-9th in Nation)

28 BOWL WINS
(7-4th in Nation)

99 1ST TEAM ALL-AMERICANS



PxP: Gus Johnson
Analyst: Joel Klatt
Sideline: Shannon Spake

BIG TEN CHAMPIONSHIP

DECEMBER 3, 2016 - 8:17 P.M.

Indianapolis, Ind.
Lucas Oil Stadium (66,000)

Series: Wisconsin, 9-8

Last Meeting: Penn State, 31-24

November 30, 2013 - Camp Randall Stadium

Complete Series Info on Page 7

Penn State is appearing on television for the 287th time in its last 289 regular season games.



PxP: Steve Jones
Analyst: Jack Ham
Sideline: Derrick Williams

Local: 93.7 FM/1450 AM
Web: GoPSUsports.com
Sirius/XM/Internet: 81/81/81

PENN STATE NITTANY LIONS

10-2, 8-1 Big Ten



Head Coach: James Franklin
Record at Penn State (3rd season): 24-14
Career Record (6th season): 48-29
vs. Wisconsin: First Meeting



WISCONSIN BADGERS

10-2, 7-2 Big Ten

Head Coach: Paul Chryst
Record at Wisconsin (2nd season): 20-5
Career Record (5th season): 38-24
vs. Penn State: First Meeting

INSIDE THE GAME

NO. 7 PENN STATE MEETS NO. 6 WISCONSIN IN BIG TEN CHAMPIONSHIP GAME



Big Ten East Division Champion Penn State will meet the champions of the West Division, Wisconsin, in the Big Ten Championship Game Saturday night in Lucas Oil Stadium in Indianapolis. The telecast will begin at 8 p.m. on FOX.

Penn State tied with No. 2 Ohio State for the East Division title with an 8-1 conference record to earn its second shared division title since the Big Ten adopted the divisional format in 2011. The Nittany Lions' head-to-head advantage over the Buckeyes earned them their first trip to the championship game, while Wisconsin won the West outright with a 7-2 league mark for its fourth championship game appearance in six years.

The game presents intriguing matchups in strengths. Penn State's offense is averaging 40.4 points per game during its eight-game winning streak and has been held to less than 24 points just once this season, but Wisconsin's defense ranks third in scoring defense in FBS, trailing only Alabama and Michigan, allowing just 13.7 points per game.

Penn State quarterback Trace McSorley has thrown just five interceptions this season and he leads the nation in passing yards per completion and the Big Ten in passing efficiency, but Wisconsin is tops in the nation with 21 interceptions and ranks fifth in FBS in passing efficiency defense. Additionally, Saquon Barkley ranks second in the Big Ten in rushing yardage, but Wisconsin ranks third nationally and tops in the Big Ten in rushing defense, only yielding 100.8 yards per game.

Penn State is not without a formidable defensive unit though, as the Nittany Lions have not allowed a touchdown in their last two games. They also rank fourth in the Big Ten and 20th in total defense. The Lions will need to get the Badger offense off the field though, as it leads the nation in time of possession and is averaging 42.7 points in their last three games.

BREAKDOWN

RUSHING

Penn State: Saquon Barkley 228 for 1,219 yds (101.6), 15 TD
Wisconsin: Corey Clement 271 for 1,140 yds (103.6), 13 TD

PASSING

Penn State: Trace McSorley 184-of-327, 2,976 yds (248.0), 21 TD/5 INT
Wisconsin: Alex Hornibrook 104-of-179, 1,243 yds (113.0), 8 TD/7 INT

RECEIVING

Penn State: Chris Godwin 47 for 762 yds (63.5), 9 TD
Wisconsin: Jazz Peavy 39 for 582 yds (48.5), 5 TD

DEFENSE

Penn State: Brandon Bell 74 tkl, 6.5 TFL, 3.0 SK, INT, 2 PBU, 2 FF
Wisconsin: T.J. Watt 55 tkl, 13.0 TFL, 9.5 sack, INT, 3 PBU

PSU

36.6
178.7
186-331-5
251.0
429.7
+5
22.8
146.2
243-397-9
200.5
346.8

TEAM

SCORING/GAME
RUSHING/GAME
PASSING (C-A-INT)
PASSING/GAME
TOTAL OFFENSE/GAME
TURNOVER MARGIN
PTS ALLOWED/GAME
OPP. RUSH YDS/GAME
OPP. PASSING
OPP. PASS YDS/GAME
OPP. TOTAL OFFENSE/GAME

WIS

28.5
201.5
186-324-11
179.6
381.1
+9
13.7
100.8
191-377-8
191.3
292.0

2016 SCHEDULES

PENN STATE

Overall (B1G): 10-2 (8-1 East)		Home: 7-0	Road: 3-2	Ntrl: 0-0		
PSU Rank	Opponent (Rank)	Time/Result	TV	Attend.		
September						
3	KENT STATE	W, 33-13	BTN	94,378		
10	at Pittsburgh	L, 39-42	ESPN	69,983		
17	TEMPLE	W, 34-27	BTN	100,420		
24	at Michigan * (4/5)	L, 10-49	ABC	110,319		
October						
1	MINNESOTA *	W, 29-26 (OT)	BTN	95,332		
8	MARYLAND *	W, 38-14	BTN	100,778		
22	OHIO STATE * (2/2)	W, 24-21	ABC	107,280		
29	at Purdue *	W, 62-24	ABC/ESPN2	33,153		
November						
5	20/23/12 IOWA *	W, 41-14	BTN	106,194		
12	12/14/10 at Indiana *	W, 45-31	ABC/ESPN2	40,678		
19	9/10/8 at Rutgers *	W, 39-0	BTN	51,366		
26	8/8/7 MICHIGAN STATE *	W, 45-12	ESPN	97,418		
December						
3	8/8 vs. Wisconsin * (6/5)	8:17 p.m.	FOX			

* - B1G game * - Lucas Oil Stadium All times Eastern Rankings: AP/Coaches/CFP

WISCONSIN

Overall (B1G): 10-2 (7-2 West)		Home: 5-1	Road: 4-1	Ntrl: 1-0		
Rank	Opponent (Rank)	Time/Score	TV	Attend.		
September						
3	vs. LSU * (5/6)	W, 16-14	ABC	77,823		
10	10/16 Akron	W, 54-10	BTN	77,331		
17	9/12 Georgia State	W, 23-17	BTN	79,883		
24	11/10 at Michigan State * (8/8)	W, 30-6	BTN	75,505		
October						
1	8/8 at Michigan * (4/5)	L, 7-14	ABC	111,846		
15	8/10 Ohio State * (2/2)	L, 23-30 (OT)	ABC	81,541		
22	10/10 at Iowa *	W, 17-9	ESPN	70,585		
29	11/11 Nebraska * (7/t-6)	W, 23-17 (OT)	ESPN	80,833		
November						
5	8/8/8 at Northwestern *	W, 21-7	ABC	42,016		
12	7/7/7 Illinois *	W, 48-3	ESPN2	79,340		
19	6/6/7 at Purdue *	W, 49-20	ABC	30,465		
26	5/6/6 Minnesota *	W, 31-17	BTN	77,216		
December						
3	6/5 vs. Penn State * (8/8)	8:17 p.m.	FOX			

* - B1G game * - Lambeau Field * - Lucas Oil Stadium All times Eastern Rankings: AP/Coaches/CFP

TABLE OF CONTENTS

Page 2 Quick Facts/NFL Notes
Page 3 B1G Standings/Media Info/Future Schedules
Page 4-5 Head Coach James Franklin
Page 6 Opponent Tracker/National Polls
Page 7 The Series vs. Wisconsin
Page 8-19 B1G Championship Notes
8 Record Breakdown
9 Winningest Programs
10 National Nits
11-12 Saquon Barkley
11 Sensational Saquon

12 Chunk Plays
13 Overall Success
14-15 Honors & Awards
16 NFL Stadiums
17 Community Service
18 Historic Win
19 Bowl History
Page 20-22 Season Notes
20 Classroom Success
21 Coaching Staff Notes
22 Nittany Greats

Page 23 Starts Chart/Career Starts
Page 24 Depth Chart/Pronunciations/Asst. Coaches
Page 25-26 Numerical Roster
Page 27-28 Alphabetical Roster
Page 29 The Last Time...
Page 30-31 Record Watch
Page 32-43 Games 1-12
Page 44-62 Player Bios
Page 63-78 Statistics

PROGRAM NOTES

130TH SEASON OF GRIDIRON EXCELLENCE

Penn State is in its 130th season of intercollegiate football and owns an 866-384-42 record, to rank No. 8 nationally in all-time victories.

WINNING RECORD

Penn State and Wisconsin are the only Big Ten teams that have posted a winning season the last 12 consecutive years. Oklahoma, Virginia Tech, Boise State, USC and Florida State and LSU have also accomplished the feat.

ACADEMIC EXCELLENCE

A total of 370 of Penn State football student-athletes, including 23 in 2015, have earned Academic All-Big Ten honors since 1993 for owning at least a 3.0 grade point average and being a letterwinner.

ONE OF NATION'S TOUGHEST HOME VENUES

Penn State owns a superlative 278-72 (.794) record inside Beaver Stadium, the nation's second-largest facility, which opened in 1960 and has a capacity of 106,572.

QUICK FACTS

UNIVERSITY

NAME The Pennsylvania State University
LOCATION University Park, Pa.
FOUNDED 1855
ENROLLMENT 47,261
NICKNAME Nittany Lions
COLORS Blue & White
CONFERENCE Big Ten
DIVISION NCAA Division I
STADIUM Beaver Stadium (106,572)
STADIUM SURFACE Natural Grass
PRESIDENT Dr. Eric Barron
ATHLETICS DIRECTOR Sandy Barbour
HEAD COACH James Franklin (3rd Season)
FOOTBALL OFFICE 814-865-0412
TICKET OFFICE 1-800-NITTANY

FOOTBALL HISTORY

FIRST YEAR 1887
ALL-TIME RECORD 866-384-42 (130th Season)
8th in victories
ALL-TIME BIG TEN RECORD 121-72 (24th Season)
ALL-TIME BOWL RECORD 28-16-2 (.630)
T-4th in bowl victories
YEARS IN POST SEASON PLAY 46
T-9th in bowl appearances
BEAVER STADIUM RECORD 278-72 (.794)

ASSISTANT COACHES

BRENT PRY Buffalo; 1993
 Associate Head Coach/Defensive Coordinator/
 Linebackers (3rd Season)
JOE MOORHEAD Fordham; 1996
 Offensive Coordinator/Quarterbacks (1st Season)
CHARLES HUFF Hampton; 2005
 Special Teams Coordinator/Running Backs (3rd Season)
TIM BANKS Central Michigan; 1995
 Co-Defensive Coordinator/Safeties (1st Season)
JOSH GATTIS Wake Forest; 2006
 Offensive Recruiting Coordinator/Asst. Special Teams/
 Wide Receivers (3rd Season)
MATT LIMEGROVER University of Chicago; 1991
 Offensive Line (1st Season)
RICKY RAHNE Cornell; 2002
 Passing Game Coordinator/Tight Ends (3rd Season)
TERRY M. SMITH Penn State; 1991
 Assistant Head Coach/Defensive Recruiting Coordinator/
 Cornerbacks (3rd Season)
SEAN SPENCER Clarion; 1995
 Run Game, Defensive Line (3rd Season)
DWIGHT GALT Maryland; 1981
 Assistant AD of Performance Enhancement (3rd Season)

BIG BEST

LIONS IN THE NFL

30 NITTANY LIONS ON NFL ROSTERS

Thirty Penn State players are on the rosters of 22 NFL teams. The Nittany Lions are perennially a top-15 program in producing players in the NFL. In addition to the 30 players on 53-man rosters, the Nittany Lions have two former players on practice squads.

Most recently, 12th-season veteran Robbie Gould was signed by the Giants and Deion Barnes was added to the Chiefs practice squad.

The Jacksonville Jaguars and Miami Dolphins each boast three former Nittany Lions on their active rosters. The Jaguars have 10-year veteran and 2013 Pro Bowl linebacker Paul Posluszny, Pro Bowl selection Allen Robinson and seven-year vet Jared Odrick among their 53-man roster, while Miami lays claim to eight-year veteran Cameron Wake, second-year pro Mike Hull and rookie and sixth round draft pick Jordan Lucas.

Four additional NFL squads lay claim to two former Nittany Lions on their opening week rosters: Dallas, New Orleans, San Francisco and Tennessee.

Six players from Penn State's 2015 squad made NFL teams as rookies: Christian Hackenberg (N.Y. Jets), Austin Johnson (Tennessee), Jordan Lucas (Miami), Carl Nassib (Cleveland), Anthony Zettel (Detroit) and Trevor Williams (San Diego). Additionally, Kyle Carter is on Minnesota's practice squad.

There are also two Nittany Lions on NFL rosters that did not play football at Penn State in Chris Hogan (New England) and Ross Travis (Kansas City). Hogan, a wide receiver in his fifth NFL season, played lacrosse for the Nittany Lions and went to play football at Monmouth after earning his Penn State degree. Travis, a tight end, was a standout men's basketball player.

Penn State has had 44 NFL Draft picks since 2006, including 20 in the first three rounds, and at least three draft picks 18 times since starting Big Ten Conference competition in 1993. A total of 343 Nittany Lions have been selected all-time in the NFL Draft.

For the 45th time in the Super Bowl's 50-game history, at least one Penn State alumnus was a member of one of the participating teams (19 times in last 21 years). Thirty-eight former Nittany Lions have earned a total of 55 Super Bowl rings, most recently Jordan Norwood with Denver last year. A total of 106 Nittany Lions have been on Super Bowl rosters.

- Arizona Cardinals (1):** A.Q. Shipley (7)
 - Baltimore Ravens (1):** John Urschel (3)
 - Cleveland Browns (1):** Carl Nassib (1)
 - Chicago Bears (1):** Adrian Amos (2)
 - Dallas Cowboys (2):** Jack Crawford (5), Sean Lee [◊] (7)
 - Denver Broncos (1):** Jordan Norwood (8)
 - Detroit Lions (1):** Anthony Zettel (1)
 - Houston Texans (1):** Devon Still (4)
 - Jacksonville Jaguars (3):** Jared Odrick (7), Paul Posluszny [◊] (10), Allen Robinson (3)
 - Kansas City Chiefs (2):** Tamba Hali (11), Ross Travis (1; former MBB player), Deion Barnes*
 - Miami Dolphins (3):** Mike Hull (2), Jordan Lucas (1), Cameron Wake [◊] (8)
 - Minnesota Vikings (1):** Kyle Carter* (1)
 - New England Patriots:** Chris Hogan (5; former MLAX player)
 - New Orleans Saints (2):** Michael Mauti [◊] (4), Nathan Stupar (5)
 - New York Jets (1):** Christian Hackenberg (1)
 - New York Giants (1):** Robbie Gould (12)
 - Oakland Raiders (1):** Matt McGloin (4)
 - Philadelphia Eagles (1):** Stefen Wisniewski (6)
 - Pittsburgh Steelers (1):** Jesse James (2)
 - San Diego Chargers (1):** Trevor Williams (1)
 - San Francisco 49ers (2):** NaVorro Bowman (7), Gerald Hodges (4)
 - Seattle Seahawks (1):** Garry Gilliam (3)
 - Tampa Bay Buccaneers (1):** Donovan Smith (2)
 - Tennessee Titans (2):** Austin Johnson (1), DaQuan Jones (3)
- * Practice Squad [◊] Team Captain

EIGHT FORMER LIONS ON NFL COACHING STAFFS

Eight former Nittany Lions are patrolling the sidelines as part of NFL coaching staffs in 2016.

- Gary Brown (Dallas, running backs)
 - Bobby Engram (Baltimore, wide receivers)
 - Al Golden (Detroit, tight ends)
 - D'Anton Lynn (Buffalo, defensive assistant)
 - John McNulty (Tennessee, quarterbacks)
 - Mike Munchak (Pittsburgh, offensive line)
 - Jeff Nixon (San Francisco, tight ends)
 - Darren Perry (Green Bay, safeties)
- Also, former Penn State quarterbacks coach Jim Caldwell is in his third season as the head coach of the Detroit Lions.



@PennStateFBall



PSUfball

2016

PSUnvaled.com

GoPSUsports.com

FUTURE SCHEDULES

2017 Schedule

Sept. 2	AKRON
Sept. 9	PITTSBURGH
Sept. 16	GEORGIA STATE
Sept. 23	at Iowa*
Sept. 30	INDIANA*
Oct. 7	at Northwestern*
Oct. 21	MICHIGAN*
Oct. 28	at Ohio State*
Nov. 4	at Michigan State*
Nov. 11	RUTGERS*
Nov. 18	NEBRASKA*
Nov. 25	at Maryland*

2018 Schedule

Sept. 1	APPALACHIAN STATE
Sept. 8	at Pittsburgh
Sept. 15	KENT STATE
Sept. 22	at Illinois*
Sept. 29	OHIO STATE*
Oct. 13	MICHIGAN STATE*
Oct. 20	at Indiana*
Oct. 27	IOWA*
Nov. 3	at Michigan*
Nov. 10	WISCONSIN*
Nov. 17	at Rutgers*
Nov. 24	MARYLAND*

2019 Schedule

Aug. 31	IDAHO
Sept. 7	BUFFALO
Sept. 14	PITTSBURGH
Sept. 28	at Maryland*
Oct. 5	PURDUE*
Oct. 12	at Iowa*
Oct. 19	MICHIGAN*
Oct. 26	at Michigan State*
Nov. 9	at Minnesota*
Nov. 16	INDIANA*
Nov. 23	at Ohio State*
Nov. 30	RUTGERS*

Future Non-Conference Games

2020	at Virginia Tech
Sept. 11, 2021	BALL STATE
Sept. 18, 2021	AUBURN
Sept. 17, 2022	at Auburn
2023	WEST VIRGINIA
2024	at West Virginia
2025	VIRGINIA TECH

PENN STATE MEDIA SERVICES

FOOTBALL CONTACTS

Kris Petersen Cell: 814-883-4581	E-mail: kap18@psu.edu Twitter: @GoPSUKris
Greg Campbell Cell: 814-876-0824	E-mail: gxc35@psu.edu Twitter: @SID_Greg
Arielle Sargent Cell: 814-321-8286	E-mail: ans26@psu.edu Twitter: @arielle_sargent
Mark Brumbaugh Cell: 814-441-9145	E-mail: mgb28@psu.edu Twitter: @markbrumbaugh

Assoc. AD for Strategic Communications: Jeff Nelson
Associate Directors: Alissa Clendenen, Kris Petersen
Assistant Directors: Mark Brumbaugh, Greg Campbell, Pat Donghia, John Hanna, Will Rottler, Megan Samassa, Arielle Sargent, Jeff Smith, Steve Sommer.
Admin. Assistant: Vonda Harpster
Strategic Communications Office: 814-865-1757
Website: GoPSUsports.com
Address: 101D Bryce Jordan Center, University Park, Pa., 16802

SUNDAY:
9 a.m. - Cumulative stats available at GoPSUsports.com.

MONDAY:
8 p.m. - Game Notes available at GoPSUsports.com.

TUESDAY:
12:30 p.m. - Penn State Weekly Press Conference
James Franklin and at least two players available for questions in person and via telephone at Beaver Stadium.

To participate please contact the Strategic Communications Office at 814-865-1757 prior to 11 a.m. ET. Please contact Strategic Communications for FTP information for video/ audio from the press conference.

TUESDAY-WEDNESDAY:
9 a.m. - 2 p.m. - Player Interviews
Selected players available via teleconference interviews. For information, please contact Vonda Harpster at PSU Strategic Communications (vkh1@psu.edu; 814-865-1757).

WEDNESDAY:
Approximately 6:15 p.m. - Wednesday Practice Availability
Media can watch last 10 minutes of practice, James Franklin and one player will be available post-practice.

THURSDAY:
TBA: Thursday Assistant Coach Teleconference
Selected players available via teleconference interviews. For information, please contact Vonda Harpster at PSU Strategic Communications (vkh1@psu.edu; 814-865-1757).

SATURDAY:
Post-Game: James Franklin and selected players will be available immediately following the game.
Please contact Strategic Communications for FTP audio/ video information (home games only).

B1G STANDINGS

EAST	BIG TEN		OVERALL		
	W-L	%	W-L	%	vs. T25
PENN STATE	8-1	.889	10-2	.833	1-1
Ohio State	8-1	.889	11-1	.917	4-1
Michigan	7-2	.778	10-2	.833	3-1
Indiana	4-5	.444	6-6	.500	0-4
Maryland	3-6	.333	6-6	.500	0-4
Michigan State	1-8	.111	3-9	.250	0-4
Rutgers	0-9	.000	2-10	.167	0-4

WEST	BIG TEN		OVERALL		
	W-L	%	W-L	%	vs. T25
Wisconsin	7-2	.778	10-2	.833	2-2
Nebraska	6-3	.667	9-3	.750	0-2
Iowa	6-3	.667	8-4	.667	2-2
Minnesota	5-4	.556	8-4	.667	0-3
Northwestern	5-4	.556	6-6	.500	0-4
Illinois	2-7	.222	3-9	.250	0-4
Purdue	1-8	.111	3-9	.250	0-3

BIG TEN SCHEDULE (All Times Eastern)

Saturday, Dec. 3
WISCONSIN VS. PENN STATE, 8 P.M. (FOX)

BIG TEN MEDIA SERVICES:

BIG TEN CONFERENCE RELEASE/STATISTICS: The Big Ten Conference football release, with standings and statistics, is available at www.bigten.org.

BIG TEN PLAYERS OF THE WEEK: The Big Ten Conference will be announcing Players of the Week every Monday during the season.

BIG TEN COACHES TELECONFERENCE: The Big Ten will conduct a football coaches teleconference every Tuesday during the season, from Aug. 30 to November 22. All 14 head coaches will be available to answer questions for eight minutes. Please contact the Big Ten Communications staff (847-696-1010) for the phone numbers for the teleconference.

MONDAY	TUESDAY	WEDNESDAY	THURSDAY	FRIDAY	SATURDAY	SUNDAY
Game Notes Available by 8 p.m. on GoPSUsports.com	James Franklin Press Conference 12:30 p.m. (ET)	Practice Availability & James Franklin Post Practice Approx. 6:15 p.m.	PSU Asst. Coach Teleconference	B1G Championship Press Conference 4 p.m. Lucas Oil Stadium	B1G Championship Wisconsin 8:17 p.m. FOX/Penn State Sports Network Lucas Oil Stadium	Updated Statistics Available 9 a.m. GoPSUsports.com
B1G Player Call 2-2:30 p.m.	Player Teleconferences	Player Teleconferences				



FRANKLIN FILE

Born: February 2, 1972
Hometown: Langhorne, Pa.
Wife: Fumi
Daughters: Shola & Addison

Education:
 East Stroudsburg, 1995; B.S. in Psychology
 Washington State, 1999; M.A. in Educational Leadership

Playing Career:
 East Stroudsburg; Quarterback, 1991-94

Coaching Experience

2014-pres.	Head Coach	Penn State
2011-13	Head Coach	Vanderbilt
2008-10	Asst HC/Off. Coord./QBs	Maryland
2006-07	Off. Coord./QBs	Kansas State
2005	Wide Receivers	Green Bay Packers
2000-04	Recruiting Coord./WRs	Maryland
1999	Wide Receivers	Idaho State
1998	Grad. Asst./Tight Ends	Washington State
1997	Wide Receivers	James Madison
1996	Grad. Asst./Secondary	East Stroudsburg
1995	Wide Receivers	Kutztown

BOWL RESULTS

Year	School	Bowl	Result (Opp.)
2011	Vanderbilt	Liberty	L, 24-31 (Cincinnati)
2012	Vanderbilt	Music City	W, 38-24 (N.C. State)
2013	Vanderbilt	BBVA Compass	W, 41-24 (Houston)
2014	Penn State	Pinstripe	W, 31-30 (Boston College)
2015	Penn State	TaxSlayer	L, 17-24 (Georgia)
2016	Penn State	TBD	

HEAD COACH JAMES FRANKLIN

CAREER AT A GLANCE

- Franklin is in the midst of his sixth year as a collegiate head coach, leading his first six squads to a bowl game, with post-season victories the past three of the last four years.
- He owns a 48-29 career record, with five consecutive winning seasons.
- Franklin has 21 years of coaching experience at the collegiate and NFL level.
- In his first five years as a head coach, Franklin mentored 16 players that have gone on to the NFL ranks.
- Franklin has secured Top 25 recruiting classes each of the last four seasons, including back-to-back Top 20 classes at Penn State.
- Franklin emphasizes four core values for the Penn State program -- a positive attitude, great work ethic, competing on and off the field and the ability to sacrifice.

NITTANY LIONS ON THE FIELD

- Franklin was named the 16th head football coach in the storied history of the Nittany Lion program on January 11, 2014.
- Franklin guided the Nittany Lions to a 7-6 record in 2015 and a berth in the TaxSlayer Bowl.
- Under Franklin's tutelage, Carl Nassib claimed a trio of national awards -- Lombardi Award, Lott IMPACT Trophy and Ted Hendricks Award -- and became Penn State's 13th unanimous Consensus All-American.
- Nassib also led the nation in sacks with a school-record 15.5 in 2015.
- The 2015 season also saw Christian Hackenberg break every Penn State career passing record, including passing yards, passing touchdowns and completions, and true freshman Saquon Barkley break the freshman season rushing record with a 1,000-yard campaign.
- Barkley was named the Big Ten Network's Freshman of the Year and claimed second team All-Big Ten honors, while wide receiver Chris Godwin (second team) and defensive tackles Austin Johnson (second team) and Anthony Zettel (third team) also earned All-Big Ten accolades.
- Franklin's first season was bookended with a pair of thrilling victories for the Nittany Lions as the Penn State head coach's inaugural season began with a final-play 26-24 victory over UCF in Dublin, Ireland in Penn State's first-ever international game and ended with a comeback, a 31-30 overtime win over Boston College in the New Era Pinstripe Bowl in Yankee Stadium. The Nittany Lions overcame a 14-point deficit late in the third quarter, tying the largest comeback in Penn State's bowl history.
- With the Pinstripe Bowl win, Franklin became just the third Penn State coach to lead the team to at least seven wins in his first season, joining Dick Harlow (1915) and Bill O'Brien (2012).
- Franklin guided the Nittany Lions to a 4-0 start, joining

Harlow as the only first-year Penn State coaches to win their initial four games.

- In Franklin's first season at Penn State, he helped Mike Hull to the Butkus-Fitzgerald Big Ten Linebacker of the Year award to carry on the "Linebacker U" tradition.
- Zettel earned All-Big Ten first team honors, while receiver DaeSean Hamilton garnered All-Big Ten second team accolades after pulling in 82 catches for 899 yards.

NITTANY LIONS IN THE CLASSROOM

- The 2015 fall semester saw the Nittany Lions post a record 56 squad members with at least a 3.0 grade-point average, marking the fifth consecutive semester (including summer sessions) the Nittany Lions have had more than 50 student-athletes with a 3.0 GPA or better.
- The 56 Nittany Lions with a 3.0 GPA or higher surpasses the mark of 55 set by the 2008 fall semester for the most 3.0 students in a semester in football program history.
- Additionally, 22 Nittany Lions earned Academic All-Big Ten recognition in 2015.
- Tyler Yazujian collected a berth on the CoSIDA Academic All-America® second team in 2015.
- A total of 23 Nittany Lions posted a 3.5 GPA or higher in the 2015 fall semester, with 19 earning Dean's List recognition for having 3.5 GPA or higher with 12 credits earned in undergraduate work.
- The Nittany Lion freshmen were impressive in the 2015 fall semester with 14 posting a 3.0 or higher.
- During Franklin's first fall semester on campus, the football student-athletes set program records with 25 student-athletes earning Dean's List recognition (3.5 GPA) and 57 players owning a cumulative 3.0 grade-point average (GPA) or higher after the 2014 fall semester.
- Additionally, 51 squad members compiled at least a 3.0 GPA in the fall of 2014, the third-highest semester total in program history.
- The spring of 2015 saw continued success in the classroom with 51 student-athletes compiling at least a 3.0 GPA, marking the first time in program history with 50 or more 3.0s in a spring semester.

NITTANY LIONS IN THE COMMUNITY

- In the last two seasons, the Lions have completed more than 4,000 hours of community service.
- The Lions' community service activities include: Uplifting Athletes, THON, Pennsylvania Special Olympics Summer Games, State College Area Food Bank and Penn State Hershey Children's Hospital visits.
- The football team's 2,100 hours of community service in 2014-15 equate to nearly 40 percent of the 5,300 community service hours by Penn State student-athletes.

CAREER RECORD

Year	School	Overall	Conf.	Of Note
2011	Vanderbilt	6-7	2-6	lost to Cincinnati, 31-24; Liberty Bowl
2012	Vanderbilt	9-4	4-4	No. 23; def. North Carolina State, 38-24; Music City Bowl
2013	Vanderbilt	9-4	5-3	No. 20; def. Houston, 41-24; BBVA Compass Bowl
2014	Penn State	7-6	2-6	2nd PSU coach to start career 4-0; def. BC, 31-30 (OT) Pinstripe Bowl
2015	Penn State	7-6	4-4	lost to Georgia, 24-17; TaxSlayer Bowl
2016	Penn State	10-2	8-1	Big Ten East Division Champions
Total (6 Years)		48-29	25-24	Six Bowl Appearances
Vanderbilt Record (3 Years)		24-15	11-13	Consecutive Top-25 Finishes for 1st Time in VU History
Penn State Record (3 Years)		24-14	14-11	Three Consecutive Bowl Appearances



@PennStateFBall



PSUFBall

2016

PSUnvalued.com

GoPSUsports.com

- The engaging and enthusiastic Franklin is a popular speaker and media interview subject. He was a guest analyst on ESPN's coverage from the site of college football's National Championship game, spending a day appearing on various ESPN platforms in 2013 and 2014. In 2015, Franklin joined the FOX studio crew for pregame, halftime and postgame coverage of the Big Ten Championship game.
- In February 2015, Franklin was the lone college head coach among the speakers and panelists at the prestigious MIT Sloan Sports Analytics Conference in Boston. He was a panelist for the session, "The Formula to Win: College Football Analytics," which was moderated by CNN anchor/reporter Rachel Nichols.



RECRUITING SUCCESS

- The Class of 2016 at Penn State finished in the Top 20, ranking as high as 18th by ESPN, and featured a pair of five-star recruits.
- In 2016, Franklin secured the No. 1 player in the state of Pennsylvania (Miles Sanders) for the first time since Jared Odrick (2006).
- The Nittany Lions laid claim to the No. 1 running back in the state of Pennsylvania in 2015 (Saquon Barkley) and 2016 (Sanders).
- Forty-three of the 70 signees under Franklin are from within a 350-mile radius of State College.
- In February 2015, the Nittany Lions' highly-regarded class of 25 signees was ranked in the Top 15 nationally by the four major recruiting services.
- Franklin and his staff organized a Top 25 recruiting class in short order after being hired at Penn State in January 2014.
- While at Vanderbilt, Franklin assembled a recruiting class that finished as high as 19th in 2014.
- In each of his three seasons in Nashville, Franklin signed classes that finished in the Top 50 nationally. Prior to Franklin's arrival, the Commodores average class rank was 64.6 since 2000 (based on 247Sports composite).

HELPING THE COMMODORES GET THEIR WINGS

- Franklin directed Vanderbilt to consecutive Top 25 finishes for the first time in the 124-year history of the program (No. 23/24 -- 2013 & No. 23/20 -- 2012).
- The Commodores finished 23rd in the final 2012 Associated Press poll, marking their first AP final ranking since 1948.
- Franklin's 24 wins tied Dan McGugin for the most by a Vanderbilt coach in his first three seasons.
- Franklin led Vanderbilt to a bowl game in each of his three seasons in Nashville, with the last two years resulting in wins over North Carolina State (Music City Bowl) and Houston (BBVA Compass Bowl). The Commodores had played in four bowl games all-time in the 121 seasons prior to his arrival, none in consecutive years.
- Vanderbilt has posted four nine-win seasons in program history, with Franklin's last two teams comprising half of the total.
- Over the last 20 games during the 2012-13 seasons, the Commodores' 16-4 record was second-best in the SEC to Alabama's 17-3 mark.
- Franklin guided the Commodores to a 6-6 regular-season record and earned a berth in the Liberty Bowl during his first season after inheriting a Vanderbilt team that finished 2-10 in both 2009 and 2010, including a 1-15 SEC mark.
- The 2011 bowl berth was Vanderbilt's second since 1983 and running back Zac Stacy broke the Commodores' season record with 1,193 rushing yards.
- The Commodores had a breakthrough campaign in 2012 under Franklin, finishing on a seven-game winning streak (longest since 1948) to post a 9-4 mark, Vanderbilt's most wins in 97 years, and a berth in the Music City Bowl, which VU defeated N.C. State, 38-24.
- A victory at Missouri sparked an 8-1 finish, which included three consecutive SEC road wins for the first time in program history.
- The Commodores were 5-3 in SEC play, winning five SEC games for the first time since 1935, and posted two shutouts for the first time since 1968.
- Franklin was among five finalists for the Bear Bryant National Coach of the Year award in 2012.
- Stacy became the first player in Vanderbilt history to rush for 1,000 yards in consecutive seasons, gaining 1,141 yards to finish with a school-record 3,143 yards and 30 rushing touchdowns.
- Wide receiver Jordan Matthews broke the Vanderbilt season receiving record with 1,363 yards on 94 catches.
- Vanderbilt continued its historic rise under Franklin during the 2013 season, capping a school-record second consecutive 9-4 campaign with a 41-24 win over Houston in the BBVA Compass Bowl.
- The Commodores defeated Florida, Georgia and Tennessee in the same season for the first time in program history, winning in Gainesville and Knoxville.
- Franklin helped Matthews develop into a two-time All-American and the SEC's career leader in receptions (262) and receiving yardage (3,759). Matthews broke the SEC season record with 112 receptions for 1,477 yards and seven touchdowns in 2013, becoming the first SEC receiver to make 100 catches in a season.

RISING UP THE RANKS

- Franklin began his coaching career as the wide receivers coach at Kutztown (Pa.) University (1995) and was a graduate assistant coach at his alma mater, East Stroudsburg (Pa.) University in 1996, working with the secondary.
- He then was the wide receivers coach at James Madison (1997), a graduate assistant (tight ends) at Washington State in 1998 and the wide receivers coach at Idaho State (1999).
- In 2000, Franklin was named the wide receivers coach at Maryland under head coach Ron Vanderlinden, who would go on to coach the Penn State linebackers from 2001-13.
- Franklin continued in that role under new head coach Ralph Friedgen in 2002 and '03 and helped the Terps to three consecutive 10-win seasons, including an appearance in the 2002 FedEx Orange Bowl. In 2003, Franklin added duties as recruiting coordinator and directed back-to-back recruiting classes ranked in the Top 25 nationally. Franklin and former Nittany Lion head coach Bill O'Brien (running backs) were Maryland assistant coaches in 2003 and '04 under Friedgen.
- After five successful years at Maryland, Franklin was named wide receivers coach on Mike Sherman's Green Bay Packers staff in 2005. During that season, Green Bay ranked third in the NFL in receptions (383) and seventh in receiving yards (3,766). Donald Driver was among the top receivers in the NFL, ranking second in receptions and eighth in receiving yards, with a then-career-high 86 catches for 1,221 yards.
- Franklin served as the offensive coordinator and quarterbacks coach at Kansas State during the 2006-07 seasons under head coach Ron Prince. In 2006, he helped the Wildcats to their first winning season in four years. Franklin coached quarterback Josh Freeman and oversaw an offense that produced a 3,000-yard passer (Freeman), 1,500-yard receiver (All-American wide receiver Jordy Nelson) and 1,000-yard rusher (James Johnson) during the 2007 season, a first in school history. Freeman would go on to become the Wildcats' highest NFL offensive draft pick since 1954 when the Tampa Bay Buccaneers selected him 17th overall in the 2009 NFL Draft.
- Franklin returned to Maryland in 2008 as the Terps' assistant head coach and offensive coordinator. He helped the Terrapins to victories in the 2008 Humanitarian Bowl and the 2010 Military Bowl. The 2010 squad was among the national leaders in scoring offense at 32.2 points per game and was led by ACC Rookie of the Year quarterback Danny O'Brien. He threw for 2,438 yards, 22 touchdowns and only eight interceptions in 2010, with All-ACC receiver Torrey Smith making 67 catches for 1,055 yards and 12 scores.
- In 1998, Franklin began his participation in the NFL's Minority Coaching Fellowship Program, starting with a stint with the Miami Dolphins and working with Hall of Fame quarterback Dan Marino. Franklin also worked with Donovan McNabb of the Philadelphia Eagles (1999) and Minnesota Vikings (2008) in the NFL program.

PLAYING CAREER

- Franklin was a four-year letterman at quarterback and a two-time All-PSAC selection at East Stroudsburg.
- He set seven school records as a senior to earn team MVP honors and was a Harlon Hill Trophy nominee as the NCAA Division II Player of the Year.
- Among the season records he set were for total offense (3,128 yards), passing yards (2,586) and touchdown passes (19).
- Franklin graduated having broken or tied 23 school records.
- Franklin was inducted into the East Stroudsburg Athletics Hall of Fame Oct. 15, 2016.

PERSONAL

- Franklin graduated from East Stroudsburg in 1995 with a degree in psychology and earned a master's degree in educational leadership from Washington State University.
- Franklin graduated from Neshaminy High School in Langhorne.
- Franklin and his wife, Fumi, have two daughters, Shola and Addison.



@PennStateFBall



PSUfball

2016


PSUnvalued.com

GoPSUsports.com

OPPONENT TRACKER



KENT STATE *kentstatesports.com*
OVERALL: 3-9 **MAC:** 2-6
LAST WEEK: L, 21-31, Northern Illinois



PITT *pittsburghpanthers.com*
OVERALL: 8-4 **ACC:** 5-3
THIS WEEK: -
LAST WEEK: W, 76-61, Syracuse



TEMPLE *owlsports.com*
OVERALL: 9-3 **AAC:** 7-1
THIS WEEK: -
LAST WEEK: W, 37-10, East Carolina



MICHIGAN *mgoblue.com*
OVERALL: 10-2 **B1G:** 7-2 (East)
THIS WEEK: -
LAST WEEK: L, 27-30 (OT), Ohio State




MINNESOTA *gophersports.com*
OVERALL: 8-4 **B1G:** 5-4 (West)
THIS WEEK: -
LAST WEEK: L, 17-31, Wisconsin




MARYLAND *umterps.com*
OVERALL: 6-6 **B1G:** 3-6 (East)
THIS WEEK: -
LAST WEEK: W, 31-13, Rutgers




OHIO STATE *ohiostatebuckeyes.com*
OVERALL: 11-1 **B1G:** 8-1 (East)
THIS WEEK: -
LAST WEEK: W, 30-27 (OT), Michigan




PURDUE *purduesports.com*
OVERALL: 3-9 **B1G:** 1-8 (West)
LAST WEEK: L, 24-26, Indiana



IOWA *hawkeyesports.com*
OVERALL: 8-4 **B1G:** 6-3 (West)
THIS WEEK: --
LAST WEEK: W, 40-10, Nebraska



INDIANA *iuhoosiers.com*
OVERALL: 6-6 **B1G:** 4-5 (East)
THIS WEEK: -
LAST WEEK: W, 26-24, Purdue



RUTGERS *scarletknights.com*
OVERALL: 2-10 **B1G:** 0-9 (East)
LAST WEEK: L, 13-31, Maryland



MICHIGAN STATE *msuspartans.com*
OVERALL: 3-9 **B1G:** 1-8 (East)
LAST WEEK: L, 12-45, Penn State

NATIONAL POLLS

COLLEGE FOOTBALL PLAYOFF (Nov. 22)

- Alabama 11-0
- Ohio State 10-1**
- Michigan 10-1**
- Clemson 10-1
- Washington 10-1
- Wisconsin 9-2
- PENN STATE 9-2**
- Oklahoma 9-2
- Colorado 9-2
- Oklahoma State 9-2
- Louisville 9-2
- USC 8-3
- Auburn 8-3
- Florida State 8-3
- Florida 8-2
- Nebraska 9-2
- Tennessee 8-3
- West Virginia 8-2
- Boise State 10-1
- Houston 9-2
- Western Michigan 11-0
- Utah 8-3
- Washington State 8-3
- Stanford 8-3
- Navy 8-2

AP (Week 14)

- | | | | |
|-----|-------------------|-------------|-------------|
| 1. | Alabama (61) | 12-0 | 1525 |
| 2. | Ohio State | 11-1 | 1456 |
| 3. | Clemson | 11-1 | 1383 |
| 4. | Washington | 11-1 | 1298 |
| 5. | Michigan | 10-2 | 1264 |
| 6. | Wisconsin | 10-2 | 1237 |
| 7. | Oklahoma | 9-2 | 1141 |
| 8. | PENN STATE | 10-2 | 1118 |
| 9. | Colorado | 10-2 | 1035 |
| 10. | USC | 9-3 | 948 |
| 11. | Oklahoma State | 9-2 | 931 |
| 12. | Florida State | 9-3 | 847 |
| 13. | Western Michigan | 12-0 | 807 |
| 14. | West Virginia | 9-2 | 726 |
| 15. | Florida | 8-3 | 471 |
| 16. | Louisville | 9-3 | 468 |
| 17. | Stanford | 9-3 | 452 |
| 18. | Auburn | 8-4 | 423 |
| 19. | Virginia Tech | 9-3 | 420 |
| 20. | Navy | 9-2 | 387 |
| 21. | LSU | 7-4 | 338 |
| 22. | Iowa | 8-4 | 217 |
| 23. | Nebraska | 9-3 | 181 |
| 24. | Pittsburgh | 8-4 | 168 |
| 25. | South Florida | 10-2 | 168 |

Others receiving votes: Houston 98, Boise State 92, Utah 88, Washington State 35, Texas A&M 33, Air Force 22, **Temple 21**, Tennessee 12, Troy 7, Miami 5, Georgia Tech 2, Tulsa 1

AMWAY COACHES (Week 14)

- | | | | |
|-----|-------------------|-------------|-------------|
| 1. | Alabama (64) | 12-0 | 1600 |
| 2. | Ohio State | 11-1 | 1520 |
| 3. | Clemson | 11-1 | 1475 |
| 4. | Washington | 11-1 | 1388 |
| 5. | Wisconsin | 10-2 | 1298 |
| 6. | Michigan | 10-2 | 1265 |
| 7. | Oklahoma | 9-2 | 1223 |
| 8. | PENN STATE | 10-2 | 1156 |
| 9. | Colorado | 10-2 | 1116 |
| 10. | Oklahoma State | 9-2 | 1018 |
| 11. | USC | 9-3 | 965 |
| 12. | Florida State | 9-3 | 902 |
| 13. | West Virginia | 9-2 | 814 |
| 14. | Western Michigan | 12-0 | 659 |
| 15. | Louisville | 9-3 | 554 |
| 16. | Florida | 8-3 | 515 |
| 17. | Stanford | 9-3 | 474 |
| 18. | Virginia Tech | 9-3 | 467 |
| 19. | Auburn | 8-4 | 442 |
| 20. | Navy | 9-2 | 380 |
| 21. | LSU | 7-4 | 315 |
| 22. | Nebraska | 9-3 | 309 |
| 23. | South Florida | 10-2 | 237 |
| 24. | Utah | 8-4 | 159 |
| 25. | Iowa | 8-4 | 114 |

Others receiving votes: Boise State 93, Houston 58, **Pittsburgh 56**, Washington State 44, Texas A&M 34, Miami 34, **Temple 26**, Tennessee 23, San Diego State 18, Air Force 12, Georgia Tech 9, North Carolina 9, **Minnesota 6**, Tulsa 5, Appalachian State 3, Western Kentucky 2, Middle Tennessee 1, Troy 1, Wyoming 1

PENN STATE IN THE POLLS

Date	CFP	AP	COACHES
Preseason	-	-	-
Week 2 (9/6)	-	-	-
Week 3 (9/11)	-	-	-
Week 4 (9/18)	-	-	-
Week 5 (9/25)	-	-	-
Week 6 (10/2)	-	-	-
Week 7 (10/9)	-	-	RV
Week 8 (10/16)	-	-	-
Week 9 (10/23)	-	24	RV
Week 10 (10/30, 11/1)	12	20	23
Week 11 (11/6, 8)	10	12	14
Week 12 (11/13, 15)	8	9	10
Week 13 (11/20, 22)	7	8	8
Week 14 (11/27, 29)	-	8	8
Week 15 (12/4)	-	-	-
Week 16 (Pre Bowl)	-	-	-

Home Game

Away Game

SERIES NOTES

HEAD COACH PAUL CHRYST

- Paul Chryst is in his second season as head coach at his alma mater. He is a former Wisconsin player and assistant coach and a Madison, Wisconsin, native.
- In his first season, Chryst led Wisconsin to a 10-3 record and a victory over USC in the Holiday Bowl.
- Chryst was the head coach at Pitt for three seasons (2012-14) and led the Panthers to bowl games in each.
- Prior to his stint at Pitt, Chryst was the Badgers' offensive coordinator for seven years. During those seven seasons, Wisconsin claimed a pair of Big Ten titles and compiled a 70-22 (.761) record, winning at least 10 games five times.
- Chryst was offensive coordinator and quarterbacks coach at Oregon State in 2003-04. That followed his first stint at Wisconsin in 2002, as tight ends coach.

SCOUTING THE BADGERS

- Wisconsin is 10-2 overall and 7-2 in Big Ten play. The Badgers won the Big Ten West Division outright to earn their fourth trip to the Big Ten Championship Game in the last six years.
- Wisconsin boasts an elite defense that ranks third in FBS and second in the Big Ten in points allowed per game (13.7) and seventh in FBS and third in the Big Ten in total defense (292.0 yards per game).
- The Badger defenders are particularly strong against the run, allowing just 100.8 ground yards per game to lead the Big Ten and rank third in FBS.
- However, passing is also a risky proposition as Wisconsin leads the country with 21 interceptions.
- Safety Leo Musso has four interceptions in the last three games to lead the Badgers with five on the year, which also ranks eighth in FBS and second in the Big Ten. Fellow safety D'Cota Dixon and cornerback Sojourn Shelton have four each, while cornerback Derrick Tindal has three.
- Wisconsin is able to keep its defense rested as the offense leads the nation in time of possession, holding the ball for an average of 35:12 per game.
- Running back Corey Clement is third in the Big Ten with 1,140 rushing yards on the season.
- Wisconsin splits reps at quarterback between redshirt freshman Alex Hornibrook and senior Bart Houston.

TOP PERFORMANCES - PENN STATE

Rushing

Zach Zwinak	36 for 179 yds, 1 TD (*12)
Tony Hunt	21 for 151 yds, 2 TD (*05)
Curtis Enis	17 for 138 yds, 2 TD (*97)

Passing

Chrisitan Hackenberg	21-of-30 for 339 yds, 4 TD (*13)
Michael Robinson	22-of-43, 379 yds, 2 TD (*03)
Wally Richardson	33-of-48, 259 yds, 1 TD (*95)

Receiving

Allen Robinson	8 for 122 yds (*13)
Tony Johnson	7 for 122 yds (*03)
Matt Kranchick	4 for 136 yds, 1 TD (*03)
Joe Jurevicius	5 for 135 yds (*96)
Freddie Scott	13 for 110 yds, 1 TD (*95)

TOP PERFORMANCES - WISCONSIN

Rushing

Montee Ball	25 for 156 yds, 4 TD (*11)
Anthony Davis	37 for 200 yds (*01)
Ron Dayne	24 for 129 yds, 2 TD (*96)

Passing

Joel Stave	29-of-53, 339 yds (*13)
Darell Bevell	18-of-22, 192 yds, 2 TD (*95)
John Stocco	19-of-34, 313 yds, 1 TD (*05)

Receiving

Jarred Abbrederis	12 for 135 yds (*13)
Kyle Jefferson	6 for 124 yds (*07)
Larry Mialik	3 for 142 yds (*70)

SERIES RECORD

Wisconsin holds a 9-8 advantage in the all-time series with Penn State, but the Nittany Lions have won four out of the last five meetings, including the last two. The teams last met in 2013 and were not slated to meet again until 2018. This will be the first neutral site and the first postseason contest between the two teams. Penn State visited Madison in 1953 and 1970 before it joined the Big Ten Conference.

Year	Site	Result
1953	A	Wisconsin 20, Penn State 0
1970	A	Wisconsin 29, Penn State 16
1995	H	Wisconsin 17, Penn State 9
1996	A	Penn State 23, Wisconsin 20
1997	H	Penn State 35, Wisconsin 10
1998	A	Wisconsin 24, Penn State 3
2001	H	Wisconsin 18, Penn State 6
2002	A	Penn State 34, Wisconsin 31
2003	H	Wisconsin 30, Penn State 23
2004	A	Wisconsin 16, Penn State 3
2005	H	Penn State 35, Wisconsin 14
2006	A	Wisconsin 13, Penn State 3
2007	H	Penn State 38, Wisconsin 7
2008	A	Penn State 48, Wisconsin 7
2011	A	Wisconsin 45, Penn State 7
2012	H	Penn State 24, Wisconsin 21 (OT)
2013	A	Penn State 31, Wisconsin 24

LAST MEETING

PENN STATE POWERS PAST NO. 14 WISCONSIN, 31-24

Freshman Christian Hackenberg played with the poise of a senior and the Penn State defense came up with three turnovers, including a late end zone interception by Ryan Keiser to seal a 31-24 victory at No. 14 Wisconsin.


Zach Zwinak rumbled to 115 yards on 22 carries for his 11th career 100-yard rushing effort and fourth consecutive. His effort was the most rushing yards allowed by the Badgers during the 2013 season and included a 61-yard fourth-quarter burst, the longest run Wisconsin allowed all season.

Hackenberg threw for 339 yards on 21-of-30 passing, tossed a season-high four touchdown passes and didn't have an interception. In his final game as a Nittany Lion, Allen Robinson grabbed eight passes for 122 yards and moved into third place on the Penn State career receiving yards chart with 2,474. He also improved his Penn State season receptions record to 97 and his season reception yardage record total to 1,432 yards. Robinson, the 2012 and 2013 Big Ten Receiver of the Year, became the first player since at least 1985 to lead the conference in receptions and yards in two consecutive years.

Geno Lewis posted 91 yards and two touchdowns on three catches, including a 59-yarder with 13 minutes to go to give the Nittany Lions a 31-14 lead. Adam Breneman had a 68-yard catch and run for a touchdown that set the tone for the day on the game's opening drive.

Penn State delivered the four longest plays from scrimmage against Wisconsin all season — completions of 68, 52 and 59 yards and a 61-yard run.

C.J. Olaniyan and Trevor Williams also grabbed interceptions. The Lions held Wisconsin to 120 rushing yards, 177 below its season average entering the game.



TEAM STATISTICS

	PSU	WIS
First Downs	13	27
Rushing Yards	126	120
Passing Yards	339	339
Passing (C-A-Int)	21-30-0	29-55-3
Total Offense	465	459
Plays	58	85
Fumbles (#-Lost)	1-0	0-0
Penalties (#-Yards)	9-45	4-35
Possession Time	29:13	30:47
3rd Down Conv.	5-13	8-17
Red-Zone	3-5	3-3
Touchdowns	2	3
Field Goals	1	0

GAME LEADERS

* Top performers from each school based on yardage.

PENN STATE

Rushing

Zach Zwinak	22 for 115 yds
Bill Belton	3 for 7 yds

Passing

Christian Hackenberg	21-of-30 for 339 yds
	4 TD/0 INT

Receiving

Allen Robinson	8 for 122 yds
Geno Lewis	3 for 91 yds, 2 TD

Tackles (U-A-Total)

Mike Hull	5-2-7
Brandon Bell	4-2-6

WISCONSIN

Rushing

Melvin Gordon	13 for 91 yds
James White	13 for 56 yds

Passing

Joel Stave	29-of-53 for 339 yds
	3 TD/3 INT

Receiving

Jared Abbrederis	12 for 135 yds
Jacob Pedersen	4 for 64 yds

Tackles (U-A-Total)

Chris Borland	8-2-10
Dezmen Southward	5-1-6

OTHER

Date	November 30, 2013
Location	Madison, Wis.
Stadium	Camp Randall
Attendance	78,064
Time of Game	3:25
Penn State	7-5, 5-5 Big Ten
Wisconsin	9-3, 6-2 Big Ten

RECORD BREAKDOWN

Overall Record	10-2
Day Games	7-2
Night Games (6 p.m. or later)	3-0
TV Games	0-0
ABC	3-1
BTN	6-0
ESPN	1-1
Scoring First	6-0
Opponent Scoring First	4-2
Leading at the Half	5-0
Trailing at the Half	3-2
Tied at the Half	2-0
Leading after Third Qtr.	8-0
Trailing after Third Qtr.	2-2
Tied after Third Qtr.	0-0
Overtime Games	1-0
Scoring less than 20 pts.	0-1
Scoring 20-29 points	2-0
Scoring 30-39 Points	4-1
Scoring 40+ Points	4-0
Allowing 10 points or less	1-0
Allowing 11-20 points	4-0
Allowing 21-30 points	4-0
Allowing 31+ points	1-2
Rushing for less than 100 yds.	2-1
Rushing for 100-199 yds	4-1
Rushing for 200-299 yds	1-0
Rushing for 300+ yds	3-0
Passing for less than 200 yds.	1-1
Passing for 200-299 yds.	6-0
Passing for 300-399 yds.	3-1
Passing for 400+ yds	0-0
Totalling less than 300 yds total offense	1-1
300-399 yds of total offense	1-0
400-499 yds of total offense	4-1
500+ yds of total offense	4-0
Allowing less than 100 yds rushing	4-0
Allowing more than 100 yds rushing	6-2
Allowing less than 300 yds total offense	4-0
Allowing 300+ yds total offense	6-2
Having a 100-yd rusher	4-0
Having two 100-yd rushers	0-0
Not having a 100-yd rusher	6-2
Opp. having a 100-yd rusher	2-2
No turnovers	4-0
1-3 turnovers	5-1
3+ turnovers	1-1
No takeaways	2-1
1 or 2 takeaways	5-1
3 or more takeaways	3-0
More than 30:00 of possession	4-0
Less than 30:00 of possession	6-2

PENN STATE'S WINS VS. LOSSES (AVG.)

	Wins	Losses
Points Scored	39.0	24.5
First Downs	20.9	16.0
Total Offense	455.9	298.5
Rushing Yards	200.0	72.0
Passing Yards	255.9	226.5
Time of Possession	28:59	24:21
3rd Down Conv. Pct.	35%	18%
Points Allowed	18.2	45.5
Total Offense Allowed	321.4	473.5
Rushing Yds Allowed	108.8	333.5
Passing Yds Allowed	212.6	140.0

BIG CHAMPIONSHIP NOTES

B1G EAST CHAMPIONS

- Penn State is making its first appearance in the Big Ten Championship game, which is now in its sixth year.
- Finishing at 8-1 in Big Ten play during the regular season, Penn State clinched a share of the Big Ten East Division title with Ohio State. It is the first divisional title for the Nittany Lions since sharing the Leaders Division crown with Wisconsin in 2011.
- Penn State has now won three overall Big Ten regular season titles and two divisional crowns since joining the league in 1993.

BONUS FOOTBALL

- Penn State's Big Ten Championship game appearance means it is now slated to play in a program-record 14 games this season, as the Nittany Lions are also guaranteed a berth in a bowl game.
- The Big Ten Championship game will mark the 14th time Penn State has played 13 games in a season.

FIRST TIME ON FOX

- Penn State football will be televised on Fox for the first time in program history.
- The last time a Penn State game was televised on a network other than the ESPN family of networks or BTN was Sept. 9, 2006, when the Nittany Lions played at Notre Dame on NBC.

NITTANY LIONS IN NFL VENUES

- Penn State will be playing in Lucas Oil Stadium, the home of the NFL's Indianapolis Colts, for the first time.
- It will be the 11th current NFL venue that Penn State has played in.
- Penn State played in the Colts' prior home, the RCA Dome, in 2000, as Indiana hosted the Nittany Lions in a neutral site regular season game. It was also the last time Penn State played in Indianapolis.
- It will be the first retractable roof stadium that Penn State has played in.
- If the roof is closed for the game, it will be the first time Penn State has played indoors since the 2000 Indiana game in the RCA Dome. The only other indoor games Penn State has played in are the 1975, 1979 and 1983 Sugar Bowls in the Mercedes-Benz Superdome.
- Penn State's first road game this season was played in Heinz Field, the home of the Pittsburgh Steelers. The 69,983 in attendance for the game at Pitt game in September marked the largest crowd ever at a city of Pittsburgh sporting event.
- The Nittany Lions have also played in current homes of the Jacksonville Jaguars (EverBank Field), Miami Dolphins (Sun Life Stadium), New Orleans Saints (Mercedes-Benz Superdome), New York Giants/New York Jets (MetLife Stadium), San Diego Chargers (Qualcomm Stadium), Tampa Bay Buccaneers (Raymond James Stadium) and Washington Redskins (FedEx Field).
- The Lions have played 20 bowl games in 10 different venues that housed NFL teams at the time, posting a 12-8 record. The Lions have also played 41 regular season games in 15 different stadiums with permanent NFL tenants.
See NFL Stadiums on Page 16.

BOWLING AGAIN

- Penn State became bowl eligible when it defeated Purdue for its sixth win of the season.
- The Lions have appeared in 46 bowl games in program history, tied for ninth-highest among FBS schools at the start of the season.
- Head coach **James Franklin** has guided his team to a bowl appearance in each of his six seasons as a head coach (3 at Vanderbilt; 3 at Penn State). He is one of 12 active FBS coaches to do so and one of eight coaches to do so while at FBS programs.
See Bowl History on Page 19

NITTANY LIONS IN DECEMBER

- Penn State will be playing on Dec. 3 for the second time ever and for the first time since 1921. Following a 0-0 tie at Pitt the week prior, the Nittany Lions traveled to Seattle to play Washington on Dec. 3 to conclude the 1921 season. Penn State won, 21-7.
- It will be the program's 27th game played in December.
- The previous 26 December games included 17 bowl games (16-9-1) and nine regular season games (5-4) for an all-time record of 16-9-1.
- The Nittany Lions have won seven of their last nine December games.
- The last game played by Penn State in December was the 2014 Pinstripe Bowl, a 31-30 overtime win over Boston College.
- The last regular season game played in December by the Nittany Lions was the 2001 regular season finale at Virginia. The game had been postponed from Sept. 13.

Date	Result	Bowl
Dec. 5, 1891	Penn State 58, Haverford 0	-
Dec. 3, 1921	Penn State 21, Washington 7	-
Dec. 2, 1950	Penn State 21, Pitt 20	-
Dec. 19, 1959	Penn State 7, Alabama 0	Liberty
Dec. 17, 1960	Penn State 41, Oregon 12	Liberty
Dec. 30, 1961	Penn State 30, Georgia Tech 15	Gator
Dec. 29, 1962	Florida 17, Penn State 7	Gator
Dec. 7, 1963	Pitt 22, Penn State 21	-
Dec. 4, 1965	Penn State 19, Maryland 7	-
Dec. 30, 1967	Penn State 17, Florida State 17	Gator
Dec. 7, 1968	Penn State 30, Syracuse 12	-
Dec. 4, 1971	Tennessee 31, Penn State 11	-
Dec. 31, 1972	Oklahoma 14, Penn State 0	Sugar
Dec. 31, 1975	Alabama 13, Penn State 6	Sugar
Dec. 27, 1976	Notre Dame 20, Penn State 9	Gator
Dec. 25, 1977	Penn State 42, Arizona State 30	Fiesta
Dec. 1, 1979	Pitt 29, Penn State 14	-
Dec. 22, 1979	Penn State 9, Tulane 6	Liberty
Dec. 26, 1980	Penn State 31, Ohio State 19	Fiesta
Dec. 26, 1983	Penn State 13, Washington 10	Aloha
Dec. 29, 1989	Penn State 50, BYU 39	Holiday
Dec. 28, 1990	Florida St. 24, Penn St. 17	Blockbuster
Dec. 28, 1999	Penn State 24, Texas A&M 0	Alamo
Dec. 1, 2001	Virginia 20, Penn State 14 (PPD - Sept. 13)	-
Dec. 29, 2007	Penn State 24, Texas A&M 17	Alamo
Dec. 27, 2014	Penn State 31, BC 30 (OT)	Pinstripe

PENN STATE-WISCONSIN CONNECTIONS

- PSU sophomore running back **Mark Allen** and freshman DE **Shane Simmons** and Wisconsin running back Taiwan Deal played together at DeMatha Catholic High School in Maryland.
- PSU freshman OL **Alex Gellerstedt** and Wisconsin freshman OLB Griffin Grady played together at Dublin Coffman High School in Ohio.
- PSU redshirt freshman WR **Juwan Johnson** and Wisconsin senior RB Corey Clement both attended Glassboro High School in New Jersey.
- PSU junior S **Troy Apke** played for Wisconsin special teams coach Chris Haering at Mt. Lebanon High School as a sophomore (2011). Haering was Mt. Lebanon's head coach for 17 seasons before joining Wisconsin head coach Paul Chryst's staff at Pitt in 2012.
- Wisconsin redshirt QB Alex Hornibrook is the younger brother of Penn State women's swimming & diving senior captain Mackenzie Hornibrook.
- PSU head coach **James Franklin** and Wisconsin outside linebackers coach Tim Tibesar both coached at Kansas State during the 2006 and 2007 seasons. Franklin was the offensive coordinator and Tibesar was the special teams coordinator in 2006 and the defensive coordinator in 2007.
- PSU Athletics Director **Sandy Barbour** and Wisconsin defensive coordinator Justin Wilcox were both on staff at California from 2004-05, serving as the AD and linebackers coach, respectively.

NITTANY LION FROM INDIANA

- QB **Tommy Stevens** - Indianapolis/Decatur Central

NITTANY LION FROM WISCONSIN

- DT **Robert Windsor** - Fond Du Lac/Fond Du Lac

LIONS UNDER THE LIGHTS

- The Big Ten Championship game will be Penn State's fourth night game of the season.
- The Nittany Lions are 3-0 in night games this season.
- Most recently, Penn State shutout Rutgers to improve its night game record to 45-29 overall and 21-12 on the road. Penn State's win over Iowa improved its home nighttime record to 12-10.
- All-time under the lights, Penn State is 1-1 at regular season neutral sites and 11-6 in bowl games.
- The Iowa game was Penn State's first nighttime regular season game in November since Nov. 14, 1987 at Pitt, and the game against Rutgers was latest regular season night game since Nov. 23, 1985 at Pitt.
- It was the first time Penn State has played two primetime games in November.
- Penn State opened its primetime slate with its annual White Out game against Ohio State. It was the eighth primetime clash since 2005 and the fifth consecutive. Penn State rallied from 14 points down in the fourth quarter against then-No. 2 Ohio State for a victory.
- This year marks the ninth time since 2000 that Penn State played multiple night games in the same season and the 16th consecutive in which Penn State played at least one regular season night game.
- The Lions' night games over the past 15 seasons include: Ohio State, Iowa, Rutgers (2016); Ohio State and Rutgers (2015); Boston College (Pinstripe Bowl), Ohio State, Michigan and Rutgers (2014); Ohio State, Michigan and UCF (2013); Iowa and Ohio State (2012); Northwestern (2011); Alabama, Iowa and Michigan (2010); Iowa (2009); Illinois, Wisconsin and Ohio State (2008); Notre Dame, Ohio State and Texas A&M (2007); Michigan (2006); Illinois, Ohio State and Florida State (2005); Minnesota and Boston College (2004); Nebraska (2002 and '03), Miami (Fla.) (2001) and Indiana (2000).
- On Oct. 12, 2013, the Nittany Lions claimed the longest game in Big Ten history when they edged Michigan under the lights, 43-40, in front of a sellout Beaver Stadium crowd of 107,844 on Homecoming.

RANKED IN THE POLLS

- Penn State is ranked No. 8 in both the AP Poll and Amway Coaches Poll for week 14.
- Penn State is ranked in both polls for a fifth consecutive week for the first time since the 2011 season (six-straight weeks in both polls).
- Penn State's No. 8 ranking in the AP poll is its highest since being ranked No. 5 in weeks three and four in 2009. Its No. 8 ranking in the Coaches poll is its highest since being ranked in the same spot in the 2009 final rankings.
- Following a win over No. 2 Ohio State, the Nittany Lions entered the Associated Press Top 25 in the 24th slot. It marked the first time that Penn State has been ranked since week 15 of the 2011 season.
See Historic Win on Page 18.

HOME IN HAPPY VALLEY

- The Nittany Lions went 7-0 at home for the first time since 2008 and the fifth time in the Big Ten era (1994, 1998, 2005, 2008, 2016).
- Dating back to last season, Penn State has won 13 out of its last 14 home games.

MOVING UP IN THE CFP RANKING

- Penn State is ranked seventh in the latest College Football Playoff rankings.
- The Nittany Lions are the fourth of four Big Ten teams ranked in the Top 10 (No. 2 Ohio State, No. 3 Michigan, No. 6 Wisconsin).
- Penn State has moved up in the rankings each week after debuting at No. 12 in the CFP committee's inaugural 2016 rankings (Nov. 1). Penn State was ranked 10th the following week (Nov. 8) and eighth Nov. 15.
- This is the first season since the CFP's inception in 2014 that Penn State is ranked by the committee.

WINNING WAYS

- Penn State is one of eight FBS teams to have posted winning records each of the last 12 years (Wisconsin, Virginia Tech, Boise State, Oklahoma, USC, Florida State, LSU).
- At 10-2, Penn State owns its best 12-game record since posting the same mark in 2009.
- The 2009 season also marked the last time Penn State earned double-digit wins in a single season.
- It marks the sixth time in the Big Ten era that Penn State has reached at least 10 regular season wins:
10-Plus Win Regular Seasons (Big Ten era)

1994	11-0
1996	10-2
2005	10-1
2008	11-1
2009	10-2
2016	10-2
- Penn State finished its inaugural Big Ten season in 1993 with a 9-2 record in 11 games. The Nittany Lions have played 12 regular season games in all but two seasons since.
- The Nittany Lions posted their 22nd 10-win season overall.
- The eight-game winning streak is Penn State's longest overall winning streak since clicking off nine consecutive victories in 2008.

WINNING B1G

- Penn State has eight Big Ten wins for just the second time in program history with the other being the 8-0 conference mark in 1994.
- The Nittany Lions have won eight consecutive Big Ten games for the first time since 1994 when Penn State went 8-0 in league play, which is also the only other time that the Nittany Lions had eight-straight conference victories.
- The Nittany Lions finished Big Ten play at 8-1 for the first time ever, as Penn State had never played nine Big Ten games in a season before.
- Penn State's 8-1 Big Ten record represents its third one-loss Big Ten season (2005 & 2008, 7-1) and second eight-win season (1994, 8-0)

WINNINGEST PROGRAMS

In its 130th season of varsity football, Penn State has posted 866 victories to rank No. 8 in the nation. The Lions' success is not solely due to longevity though, as Penn State also ranks in the Top 10 in all-time winning percentage.

As of Nov. 27, 2016.

TOTAL VICTORIES

1. Michigan (137)	Big Ten	935
2. Notre Dame (128)	Independent	903
3. Texas (128)	Big 12	891
4. Nebraska (127)	Big Ten	889
5. Ohio State (127)	Big Ten	886
6. Alabama (122)	SEC	876
7. Oklahoma (122)	Big 12	870
8. PENN STATE (130)	Big Ten	866
9. Tennessee (120)	SEC	828
10. USC (123)	Pac-12	820

WINNING PERCENTAGE (YEARS - MIN 25 IN D1)

1. Michigan (137)	Big Ten	.731
2. Notre Dame (128)	Independent	.730
3. Boise State (49)	Mountain West	.725
4. Ohio State (127)	Big Ten	.724
5. Alabama (122)	SEC	.7209
6. Oklahoma (122)	Big 12	.7207
7. Texas (124)	Big 12	.707
8. USC (123)	Pac-12	.7000
9. Nebraska (127)	Big Ten	.6992
10. PENN STATE (130)	Big Ten	.687
11. Florida State (70)	ACC	.681
12. Tennessee (120)	SEC	.680
13. LSU (123)	SEC	.650
14. Georgia (123)	SEC	.649
15. Georgia Southern (53)	Sun Belt	.644

THE ALL-TIME AP COLLEGE FOOTBALL POLL

The Associated Press released its "All-Time AP Poll" this summer. Its formula counted poll appearances (1 point), No. 1 rankings (2 points) and AP championships (10 points). The first poll was in 1936. Entering 2016, Penn State has been ranked 589 times (53.4% of all polls), have been voted No. 1 19 times and won two AP National Championships.

1. Ohio State	Big Ten	1,112
2. Oklahoma	Big 12	1,055
3. Notre Dame	Independent	1,042
4. Alabama	SEC	993
5. USC	Pac-12	974
6. Nebraska	Big Ten	901
7. Michigan	Big Ten	894
8. Texas	Big 12	822
9. Florida State	ACC	714
10. Florida	SEC	674
11. LSU	SEC	655
12. PENN STATE	Big Ten	647
13. Miami	ACC	642
14. Tennessee	SEC	624
15. Georgia	SEC	572
16. Auburn	SEC	570
17. UCLA	Pac-12	535
18. Texas A&M	SEC	477
19. Michigan State	Big Ten	443
20. Washington	Pac-12	430
21. Arkansas	SEC	412
22. Clemson	ACC	411
23. Pittsburgh	ACC	356
24. Wisconsin	Big Ten	336
25. Iowa	Big Ten	329

AT THE START

Opponent	Coin Toss	Choice	PSU 1st Drive	Opponent 1st Drive	Game Captains
KENT STATE	KSU won	Defer - PSU received	3-and-out	3-and-out	Brandon Bell, Brian Gaia, Von Walker
at Pittsburgh	PSU won	Receive	Punt	Touchdown	Brandon Bell, Brian Gaia, Von Walker
TEMPLE	TEM won	Defer - PSU received	Punt	3-and-out	Brian Gaia, Von Walker
at Michigan	U-M won	Defer - PSU received	3-and-out	Touchdown	Brian Gaia, Von Walker
MINNESOTA	MINN won	Receive	Punt	Punt	Brian Gaia, Nick Scott, Von Walker
MARYLAND	UMD won	Defer - PSU received	Touchdown	Punt	Marcus Allen, Brian Gaia, Von Walker
OHIO STATE	PSU won	Receive	Blocked FG	Punt	Brandon Bell, Brian Gaia, Von Walker
at Purdue	PSU won	Receive	Touchdown	Touchdown	Jason Cabinda, Brandon Bell, Brian Gaia, Von Walker
IOWA	Iowa won	Defer - PSU received	Touchdown	Turnover on Downs	Brandon Bell, Brian Gaia, Von Walker
at Indiana	Indiana won	Defer - PSU received	Touchdown	Punt	Brandon Bell, Brian Gaia, Von Walker
at Rutgers	Rutgers won	Defer - PSU received	Punt (fumbled opening kickoff)	Missed FG	Brandon Bell, Brian Gaia, Von Walker
MICHIGAN STATE	PSU won	Received	3-and-out	FG	Brandon Bell, Brian Gaia, Malik Golden

vs. Wisconsin



@PennStateFBall



PSUFBall

2016

PSUnvalued.com

GoPSUsports.com

NATIONAL NITS

Below is a list of Penn State players that rank among the top-100 individuals and top-50 teams in the most recent season statistical rankings. *Rankings listed NCAA/Big Ten Statistics current as of Nov. 27, 2016*

- S Marcus Allen
 - Fumbles Recovered - 2 (25/3)
- RB Saquon Barkley
 - All-Purpose - 130.3 (30/1)
 - Rush Yards Per Carry - 5.35 (74/5)
 - Rushing Touchdowns - 15 (12/1)
 - Rushing Yards - 1,219 (23/2)
 - Rushing Yards Per Game - 101.6 (33/3)
 - Scoring - 8.5 (37/4)
 - Total Points Scored - 102 (32/4)
 - Total Touchdowns - 17 (13/1)
- DE Torrence Brown
 - Fumbles Recovered - 2 (25/3)
- K Tyler Davis
 - Field Goal Percentage - .913 (11/1)
 - Field Goals Per Game - 1.8 (8/1)
 - Points Responsible For - 113 (82/9)
 - Points Responsible For Per Game - 9.4 (95/10)
 - Scoring - 9.4 (18/2)
 - Total Points Scored - 113 (17/2)
- P Blake Gillikin
 - Punting - 41.8 (50/3)
- DT Kevin Givens
 - Fumbles Recovered - 2 (25/3)
- WR Chris Godwin
 - Receiving TDs - 9 (32/3)
 - Receiving Yards - 762 (83/9)
 - Receiving Yards Per Game - (91/10)
 - Yards Per Reception - 16.2 (75/5)
- QB Trace McSorley
 - Completion Percentage - .563 (88/11)
 - Completions Per Game - 15.3 (79/6)
 - Passing Efficiency - 150.9 (23/1)
 - Passing TDs - 21 (37/3)
 - Passing Yards - 2,976 (28/3)
 - Passing Yards Per Game - 248.0 (37/3)
 - Passing Yards Per Completion - 16.2 (1/1)
 - Points Responsible For - 164 (33/3)
 - Points Responsible For Per Game - 13.7 (41/3)
 - Total Offense - 279.0 (30/2)
 - Yards Per Pass Attempt - 9.10 (9/1)
- CB John Reid
 - Punt Returns - 7.7 (39/3)
- RB Miles Sanders
 - Combined Kick Returns - 551 (42/5)
 - Kickoff Returns - 21.2 (75/7)
- DE Evan Schwan
 - Sacks - 0.55 (72/9)
- WR Deandre Thompkins
 - Yards Per Reception - 17.2 (43/4)
- TEAM
 - 4th Down Conversion Pct - .588 (39/5)
 - Fewest Penalties - 60 (26/5)
 - Fewest Penalties Per Game - 5.0 (25/5)
 - Fewest Penalty Yards - 532 (28/6)
 - Fewest Penalty Yards Per Game - 44.3 (25/6)
 - Passes Had Intercepted - 5 (6/1)
 - Passing Yards per Completion - 16.19 (5/1)
 - Scoring Offense - 36.6 (25/3)
 - Team Passing Efficiency - 150.55 (25/1)
 - Turnover Margin - 0.42 (29/7)
 - Turnovers Lost - 15 (27/6)
 - Winning Percentage - .833 (6/2)
 - 3rd Down Conversion Pct Defense - .370 (38/8)
 - 4th Down Conversion Pct Defense - .400 (30/6)
 - Blocked Kicks - 3 (19/4)
 - Blocked Punts - 2 (7/3)
 - Defensive TDs - 3 (17/2)
 - First Downs Defense - 219 (24/5)
 - Fumbles Recovered - 11 (19/2)
 - Kickoff Return Defense - 18.6 (28/4)
 - Passing Yards Allowed - 200.5 (30/7)
 - Rushing Defense - 146.3 (41/7)
 - Scoring Defense - 22.8 (30/6)
 - Team Passing Efficiency Defense - 118.4 (26/6)
 - Team Sacks - 3.08 (12/2)
 - Team Tackles for Loss - 8.7 (2/2)
 - Total Defense - 346.8 (20/4)
 - Turnovers Gained - 20 (46/5)

WINNING AGAINST A TOUGH SLATE

- The Nittany Lions' 12 opponents have a combined record of 67-55, which ranks 30th in FBS.
- Of the 10 teams Penn State has defeated, they have a combined 54 FBS wins, which ranks Penn State among the leaders in FBS. *(Source Phil Steele)*
- Eight of Penn State's 12 regular season opponents are bowl eligible: Pitt (8-4), Temple (9-3), Michigan (10-2), Minnesota (8-4), Maryland (6-6), Ohio State (11-1), Iowa (8-4) and Indiana (6-6).
See Opponent Tracker on Page 6.

PENN STATE VS. BIG TEN

- Penn State owns a 199-99-3 mark against Big Ten Conference teams since the Nittany Lions first opposed Ohio State in 1912.
- The Nittany Lions began play as a member of the Big Ten Conference in 1993 and have a 121-72 mark.
- Prior to joining the conference, Penn State played 107 games vs. the current Big Ten alignment and was 79-25-3 in those games.

Opponent	Record	1st Meeting	Last Meeting
Illinois	18-5	1954	2015
Indiana	19-1	1993	2016
Iowa	14-12	1930	2016
Maryland	37-2-1	1917	2016
Michigan	7-13	1993	2016
Michigan State	15-15-1	1914	2016
Minnesota	9-5	1993	2016
Nebraska	7-9	1920	2013
Northwestern	13-6	1993	2015
Ohio State	14-18	1912	2016
Purdue	14-3-1	1951	2016
Rutgers	25-2	1918	2016
Wisconsin	8-9	1953	2013

McSORLEY EARNS WEEKLY AWARDS

- QB **Trace McSorley** threw for four touchdowns and 376 yards, while completing 17-of-23 pass attempts in a division-clinching win over Michigan State.
- Accordingly, he was named the Rose Bowl Game Big Ten Player of the Week and one of the Manning Stars of the Week.
- McSorley's 376 yards passing were a career high and rank as the fifth-highest single game passing yardage in the Penn State record books.
See Honors & Awards on Page 14-15.

BELL TABBED WALTER CAMP NATIONAL DEFENSIVE PLAYER OF THE WEEK

- Senior LB **Brandon Bell** was named the Walter Camp National Defensive Player of the Week after his Senior Day performance against Michigan State.
- Bell is the eighth Penn State player since 2004 to earn Walter Camp National Player of the Week honors, all of which have been on the defensive side of the ball. Bell is the first Nittany Lion to be honored since Sept. 30, 2012 when linebacker Mike Mauti claimed the award.
- Bell tied his career high with 18 tackles, including 0.5 tackles for loss, against the Spartans, equaling the mark he set against Ohio State earlier this season. He also had one pass breakup. He was the stalwart on a defense that shutout Michigan State in the second half, only allowing 87 yards in that frame.
- The senior captain is one of three players in FBS to have multiple games with 18 or more tackles, joining New Mexico State's Rodney Butler (3 times) and Kent State's Nick Cuthbert (twice). Despite missing four and a half games, Bell ranks second on the team with 74 tackles, including 6.5 tackles for loss and 3.0 sacks.

WEEKLY HARDWARE

- Following the Rutgers game the previous week, **Tyler Davis** was named the Big Ten Co-Special Teams Player of the Week.
- Following the win over Iowa, **Connor McGovern** was named the Big Ten Freshman of the Week.
- Additional Lions earning accolades after the Iowa win included **Saquon Barkley**, who was named the Rose Bowl Game Big Ten Player of the Week and **Matt Limegrover**, who was named the Coaching Search Offensive Line Coach of the Week.
- Limegrover's line helped power Penn State to 599 yards of total offense in the Iowa win, led by Barkley, who totaled 211 all-purpose yards and two touchdowns.
- After the Purdue game, Barkley was named the CBS National Player of the Week and Big Ten Offensive Player of the Week following a 277 all-purpose yard and two touchdown performance.
- Barkley has won the Big Ten offensive weekly honor twice this season, also doing so after a win over Maryland. He is the first Lion since Darryl Clark in 2009 to win multiple Big Ten Offensive Player of the Week honors in the same season. Clark was a three-time honoree against Akron, Michigan and Michigan State.
- Additionally, Pro Football Focus named T **Paris Palmer** to its Team of the Week for his performance against Purdue. T **Brendan Mahon** earned the same recognition the week prior for the Ohio State game.
- The Nittany Lions claimed half of the weekly Big Ten accolades for a second consecutive game (Oct. 10 and Oct. 24, not including the bye week) after the win over Ohio State, as linebacker **Brandon Bell** was named the Defensive Player of the Week following an 18-tackle performance, and **Marcus Allen** and **Grant Haley** shared Special Teams Player of the Week honors after teaming up to block a field goal and return it for the game-winning touchdown, respectively.
- A Nittany Lion claimed Big Ten Defensive Player of the Week honors following three consecutive games (Oct. 3-Oct. 24, bye week was Oct. 15). The feat was last accomplished in 2012 when Michael Mauti (Illinois), Gerald Hodges (Northwestern) and Jordan Hill (Iowa) garnered weekly plaudits.
- Bell was also named the Bednarik Award Player of the Week.
- Allen and Haley were the first Penn State players to win Special Teams Player of the Week since Sam Ficken was a two-time winner in 2014.
- Haley was also named the Rose Bowl Big Ten Player of the Week, while Bell was named the College Sports Madness National Defensive Player of the Week.
- Four Penn State coaches also earned awards following the Ohio State win. The Bobby Dodd Coach of the Year Foundation and Chick-fil-A Peach Bowl named **James Franklin** The Dodd Trophy Coach of the Week. Defensive coordinator **Brent Pry** was named the Defensive Coordinator of the Week by Athlon Sports. Special teams coach **Charles Huff** and defensive line coach **Sean Spencer** were honored at their respective positions for the week by Coaching Search.
- Barkley and junior linebacker **Brandon Smith** were selected as the Big Ten Offensive and Defensive Player of the Week, respectively, after outstanding performances in the win over Maryland.
- The last time the Nittany Lions had both the Big Ten Offensive and Defensive Player of the Week was in 2009 when Darryl Clark and NaVorro Bowman won the awards after the Michigan State game.
- Allen claimed the Oct. 3 Big Ten Co-Defensive Player of the Week and Big Ten Rose Bowl Player of the Week after a 22-tackle performance against Minnesota.
See Honors & Awards on Page 14-15.



SAQUON BARKLEY

YARDAGE LEADER

- **Saquon Barkley** ranks second in the Big Ten with 1,219 rushing yards and third with an average of 101.6 per game. The figures rank 23rd and 33rd in FBS, respectively.
- Barkley leads the Big Ten with 1,303 all-purpose yards per game, which ranks 30th in FBS.
See National Nits on Page 10.

POINTS ON THE BOARD

- With one rushing touchdown against Michigan State, Barkley now has 15, which are the most by a Penn State player since Larry Johnson had 20 in 2002.
- His 15 rushing touchdowns this season rank tied for first in the Big Ten and 12th in the country.
- Barkley has 17 overall touchdowns this season (15 rushing, 2 reception), which are the most for a Penn State player since Johnson had 23 in 2002. That figure leads the Big Ten and ranks 13th in FBS.
- Averaging more than a touchdown per game, Barkley ranks 37th in FBS and fourth in the Big Ten with 8.5 points scored per game. Only kicker **Tyler Davis** is averaging more on the Nittany Lions (9.4).
- Barkley has scored at least one touchdown in all but two games this season: Michigan and Ohio State.
See National Nits on Page 10.

BARKLEY IN THE RECORD BOOKS

- Barkley broke the Penn State sophomore season scoring record against Michigan State with 102 points on the season, surpassing the mark set by Kevin Kelly in 2006 (96).
- Barkley and K **Tyler Davis** both have scored more than 100 points this season (Barkley 102; Davis 113). It is the first time in school history that there have been two 100-point scorers in the same season.
- With 14 rushing yards against Michigan State, Barkley moved into 12th place at Penn State with 1,219 rushing yards in a season. He trails Evan Royster (1,236 yards; 2008) for 11th place.
- Barkley is in 14th place on Penn State's career rushing yardage list with 2,295 yards.
- Barkley is ninth on Penn State's season all-purpose yards list with 1,563 markers. It is the highest total since Tony Hunt had 1,645 yards in 2006 and is the Penn State sophomore record. Barkley set a freshman record last season (1,237).
- Against Michigan State, Barkley scored his 15th rushing touchdown of the season, which moves him into sole possession of seventh place in the Penn State record books. He broke the sophomore rushing touchdown record at Rutgers with his 14th rushing score of the season, surpassing the mark set by Bull McCleary (1907), Harry Robb (1917) and Curtis Enis (1996).
- With 22 career rushing scores, Barkley is in sole possession of 15th place on Penn State's career list.
- Barkley ranks tied for 13th with nine career 100-yard games (five in 2015, four in 2016), including two 200-yard efforts. He is one just eight Nittany Lions to post multiple 200-yard rushing games.
- He set a sophomore single game record for all-purpose yards with 277 yards (207 rushing, 70 receiving) against Purdue. The mark is also 14th in program history.
See Record Watch on Page 30-31.

GETTING CHUNKS

- At Rutgers, Barkley had his streak of 14 consecutive games with at least one run of 20+ yards snapped. It was the second-longest streak in college football in the last 20 years (LaMichael James, Oregon - 19), according to the Big Ten Network.
- Barkley ranks in the top 10 in FBS in both rushing plays and scrimmage plays of 20 yards or more.
- Barkley's 44-yard reception vs. Iowa was the longest by a Penn State running back since Evan Royster had a 49-yard catch in 2009 vs. Syracuse.
See Chunk Plays on Page 12.

DUAL THREAT

- Barkley has at least one reception in all but two games and ranks fifth on the team with 21 receptions for 312 yards and two touchdowns. He has 10 receptions for 184 yards in his last five games.
- Amongst pass catchers with double-digit receptions, Barkley is third on the team averaging 15.6 yards per catch.
- With 59 rushing yards and a career-high 77 receiving yards at Michigan, Barkley became the first Nittany Lion to lead the team in both rushing and receiving yards since Akeel Lynch had 137 rushing yards and 35 receiving yards to pace the Nittany Lions in both categories at Illinois in 2014.
- Barkley's 77 receiving yards on five receptions at Michigan were the most for a Penn State running back since Stephfon Green had one catch for 80 yards and a touchdown against Michigan in 2008.

WALKER AND MAXWELL AWARD SEMIFINALIST

- Barkley was among the 18 semifinalists for the Maxwell Award, given by the Maxwell Football Club to the National Player of the Year.
- Penn State is tied for the national lead among all colleges and universities with its seven Maxwell Award winners.
- Barkley was among the 10 semifinalists for the 2016 Doak Walker Award for the nation's top running back.
- Barkley was the only Big Ten running back on the list.
- Penn State's lone Doak Walker Award winner was Larry Johnson in 2002.
- The Doak Walker Award was created in 1989 to recognize the nation's premier running back for his accomplishments on the field, achievement in the classroom and citizenship in the community.
See Honors & Awards on Page 14-15.

HOT STREAK

- Prior to the Indiana game, Barkley had one of the most productive four-game stretches in Penn State history.
- He totaled 675 rushing yards on 81 carries with four touchdowns. That's an average of 168.8 yards per game and 8.3 yards per carry.
- The only other running backs to have a more successful four-game stretch in PSU history are: Larry Johnson (2002) - 109 carries, 1,073 yards, 10 touchdowns in 2002 (279, 188, 327, 279); John Cappelletti (1973) - 150 carries, 787 yards, 8 touchdowns (202, 220, 204, 161); Curt Warner (1981) - 98 carries, 716 yards, 5 touchdowns (238, 117, 105, 256).

ALL-PURPOSE AGAINST IOWA

- Barkley had 211 all-purpose yards (167 rush, 44 pass) against Iowa, his second-straight game with more than 200 all-purpose yards.
- The last Penn State player to have more than 200 all-purpose yards in back-to-back games was Johnson in 2002 (289 yards vs. Michigan State; 327 yards at Indiana).

CAREER DAY AT PURDUE

- Barkley set career highs for rushing yards (207) and all-purpose yards (277; 207 rush, 70 rec.) against Purdue.
- Barkley's 277 all-purpose yards against Purdue are a Penn State sophomore record and rank 14th in program history. They are also the most all-purpose yards for a Nittany Lion since Johnson had 289 all-purpose yards versus Michigan State in 2002.
- Barkley's 207 rushing yards were the most by a Nittany Lion since Johnson had 279 against Michigan State in 2002.
- Barkley became the first Nittany Lion to rush for 200 yards in a game twice in the same season since 2002. Johnson had four 200-yard rushing yard games that season. He ran for 202 yards against Maryland just two games ago.
- Barkley's 81-yard TD run was the longest by a Nittany Lion since Bill Belton ran for a 92-yard score against Illinois in 2002, and the ninth longest rush in program history. It was also the longest run of his career.

SENSATIONAL SAQUON

BARKLEY BREAKS 1,000 AS A FRESHMAN

- Despite missing 2.5 games to injury and only receiving one carry in the season opener, **Saquon Barkley** led the Lions with 1,076 rushing yards in 11 games played, a Penn State freshman record.
- Barkley turned in his fifth 100-yard rushing performance of the season at Michigan State with 103 yards to break D.J. Dozier's freshman season record of 1,002 set in 1983.
- Barkley is the 43rd Nittany Lion to break 1,000 career yards rushing.
- He finished 16th on Penn State's season rushing yardage list.
- Barkley is just one of 11 Big Ten running backs to rush for 1,000 yards in his freshman season in the past 20 seasons.

B1G RBs with 1,000+ yards Rushing as Freshmen

Saquon Barkley	Penn State	2016
Justin Jackson	Northwestern	2014
James White	Wisconsin	2010
P.J. Hill	Wisconsin	2006
Tyrell Sutton	Northwestern	2005
Mike Hart	Michigan	2004
Laurence Maroney	Minnesota	2003
Maurice Claret	Ohio State	2002
Anthony Davis	Wisconsin	2001
Ron Dayne	Wisconsin	1996
Sedrick Irvin	Michigan State	1996

BARKLEY COLLECTS PRESEASON HONORS

- Barkley was among the 10 players named to the Big Ten preseason honors list, as selected by the conference's media members.
- Barkley was also named to the Maxwell Award (National Player of the Year), Doak Walker Award (nation's top running back) and Rotary Lombardi (top skill & discipline player) watch lists.
See Honors & Awards on Page 10.
- Barkley broke the Penn State freshman (true or redshirt) record with 1,076 yards, surpassing the mark set by D.J. Dozier (1,002) in 1983. Barkley's 1,076 yards place him 16th on Penn State's season rushing chart and 40th in program history in career rushing yards. Barkley scored seven rushing touchdowns (eight overall) to tie Dozier's record for rushing scores by a freshman and had five 100-yard rushing games to equal Dozier's rookie mark.
- For his efforts, Barkley was named All-Big Ten second team, Freshman All-America by Football Writers Association of America (FWAA), Sporting News and USA Today, ECAC Rookie of the Year and Big Ten Freshman of the Year by the Big Ten Network.
- He finished 34th in FBS and third in the Big Ten with 97.8 rushing yards per game, which was skewed by having just one carry in the season opener versus Temple and missing nearly three quarters in the San Diego State game. Barkley also ranked 34th in FBS and fourth in the Big Ten in yards per carry (5.9) and was second among true freshmen running backs.
- Barkley tallied 194 rushing yards at then-No. 1 Ohio State, becoming just the second back to rush for more than 175 yards at Ohio State since 2000, joining Indiana's Tevin Coleman (228; 2014).
- With his performances against Buffalo (115 yds.) and Rutgers (195 yds.), Barkley became the first Penn State player to have back-to-back games with a 100-yard rushing quarter since Larry Johnson in 2002 (Indiana and Michigan State).

Big Ten Preseason Honorees

EAST DIVISION

Jabrill Peppers, Jr., LB/DB, Michigan
Malik McDowell, Jr., DL, Michigan State
J.T. Barrett, Jr., QB, Ohio State
Raekwon McMillan, Jr., LB, Ohio State
Saquon Barkley, So., RB, Penn State

WEST DIVISION

C.J. Beathard, Sr., QB, Iowa
Desmond King, Sr., DB, Iowa
Justin Jackson, Jr., RB, Northwestern
Anthony Walker Jr., Jr., LB, Northwestern
Corey Clement, Sr., RB, Wisconsin



CHUNK PLAYS

TEAM

- According to cfbstats.com, Penn State is among the national and Big Ten leaders in “chunk plays” of 20 yards or more.
- Penn State ranks in the top-10 nationally in plays of 20, 30, 40 or 80 or more yards. It leads the Big Ten in all but plays of 60-plus yards.

Distance	Plays	FBS	B1G
20+ Yards	80	t-7	1
30+ Yards	41	8	1
40+ Yards	26	t-4	1
50+ Yards	12	t-14	1
60+ Yards	3	t-73	t-7
70+ Yards	3	t-29	t-1
80+ Yards	2	t-9	t-1

SAQUON BARKLEY

- RB **Saquon Barkley** is not only among the leaders in long rushing plays, but in long plays from scrimmage overall.
- Barkley ranks tied for eighth in FBS with 16 rushes of 20 or more yards this season, and is 10th in the nation with 22 plays from scrimmage overall of 20 yards or more.

Rushes for 20-plus Yards

Aaron Jones	UTEP	RB	20
Donnel Pumphrey	SDSU	RB	20
Quinton Flowers	USF	RB	19
James Conner	Pitt	RB	18
Derius Guice	LSU	RB	18
Lamar Jackson	Louisville	QB	18
Stanley Boom Williams	Kentucky	RB	17
Saquon Barkley	Penn State	RB	16
James Flanders	Tulsa	RB	16
D'Onta Foreman	Texas	RB	16
Ray Lawry	ODU	RB	16

Scrimmage for 20-plus Yards

Richie James	MTSU	WR	28
Dede Westbrook	Oklahoma	WR	26
James Conner	Pittsburgh	RB	24
Carlos Henderson	La Tech	WR	24
Aaron Jones	UTEP	RB	24
Corey Davis	W Mich	WR	23
Amba Etta-Tawo	Syracuse	WR	23
Chad Hansen	California	WR	23
Jeremy McNichols	Boise St	RB	23
Saquon Barkley	Penn State	RB	22

- Highlighting Barkley's big gains on the ground are a 57-yard touchdown run against Iowa and a career-long 81-yard touchdown run at Purdue in consecutive weeks.
- The last time that Penn State had offensive plays of at least 57 yards in consecutive games was the 2014 season opener vs. UCF (79-yard pass from Christian Hackenberg to Geno Lewis) and 2013 season finale vs. Wisconsin (68-yard pass from Christian Hackenberg to Adam Breneman and a Zach Zwinak 61-yard rush).
- Barkley used a 25-yard touchdown run in overtime to seal the Minnesota game.

TRACE MCSORLEY

- McSorley is among the national leaders with the deep ball, ranking in the top five for passes of 20-, 30- or 40-or-more yards..

Passes for 20-plus Yards

Patrick Mahomes II	Texas Tech	JR	76
Lamar Jackson	Louisville	SO	58
Davis Webb	California	SR	57
Logan Woodside	Toledo	JR	57
Trace McSorley	Penn State	SO	56

Passes for 30-plus Yards

Patrick Mahomes II	Texas Tech	JR	38
Brett Rypien	Boise St	SO	34
Trace McSorley	Penn State	SO	32
Mason Rudolph	Okla St	JR	32
Mike White	Western Ky.	JR	32

Passes for 40-plus Yards

Logan Woodside	Toledo	JR	21
Trace McSorley	Penn State	SO	20
Mike White	Western Ky.	JR	19
Baker Mayfield	Oklahoma	JR	19

See Long Plays on Page 71-72.

SAQUON BARKLEY

WEEKLY AWARD WINNER

- Barkley has twice been named the Big Ten Offensive Player of the Week, earning the honor following his five touchdown performance at Pitt and his 277 all-purpose yard effort at Purdue.
- Barkley was also named the CBS National Player of the Week for his efforts at Purdue.
- Barkley rushed for two touchdowns, including an 81-yarder, and once again surpassed 200 all-purpose yards to earn the Rose Bowl Game Big Ten Player of the Week award following the Iowa contest.

See Honors & Awards on Page 14-15.

HOME IS IN THE END ZONE

- Barkley's six rushing touchdowns in the first three games of the season were the most by a Penn State player since Evan Royster had six scores in the first three games of the 2008 season. Additionally, his seven combined offensive touchdowns (6 rushing, 1 receiving) were the most by a Nittany Lion since Lydell Mitchell had eight in 1971.
- At Pitt, Barkley posted his first career five touchdown game with four rushing and one receiving.
- Barkley's 30 points at Pitt are tied for fourth place in Penn State history (fifth occasion).
- The last Nittany Lion with 30 points was Ki-Jana Carter vs. Michigan State in 1994.
- Barkley's 30 points were the most by a Big Ten player since Melvin Gordon had 30 tallies against Bowling Green in 2014.
- Barkley's four rushing touchdowns were the most by a Nittany Lion since Larry Johnson had four vs. Michigan State in 2002.

BIG CHAMPIONSHIP NOTES

SECOND HALF SUCCESS

- The Nittany Lion offense ranks second in FBS in second half scoring (22.83) and first in fourth quarter scoring (13.00).
 - Penn State is fourth in FBS in second half scoring differential (+12.33) and first in fourth quarter scoring differential (+8.42).
- Courtesy of SportSource Analytics*
- Penn State has outscored its opponents 118-47 in the third quarter this season and 274-102 in the second half this season.
 - Over the last six games, Penn State has outscored opponents, 175-40, after the halftime break.
 - Just 105 of the 273 points allowed by Penn State have been after halftime.
 - Six of Penn State's 10 wins this season were one possession games at halftime with the Nittany Lions trailing on three occasions.
 - Most recently against Michigan State, Penn State trailed 12-10 at the half, but shutout the Spartans 35-0 in the second to win 45-12.
 - At Rutgers, Penn State held a 9-0 lead at halftime, but then added 30 points in the second half for a 39-0 victory.
 - The PSU defense allowed multiple scores in the third quarter for the first time all season at Indiana (TD, FG), however Penn State rallied from 10 points down late in the third and outscored the Hoosiers, 31-7, over the remainder of the game for a 45-31 win.
 - Penn State has shut out four teams in the second half: Kent State, Maryland, Rutgers (entire game) and Michigan State.

OFFENSE COVERING GROUND

- The Nittany Lions have nine games with 400 or more yards of total offense, the most since the 2008 team had 10 games with 400+ yards.
- Penn State has surpassed 400 yards of offense in its last five games.
- Penn State has had four games with 500 or more yards of total offense, the most in a season since the 2009 team had four games with 500+ yards. Penn State totaled 549 yards at Rutgers.
- PSU did not have a single three-and-out against Iowa, a feat not accomplished since 2015 against Purdue.
- Penn State had 599 yards of total offense against Iowa, the most since recording 661 yards at Rutgers in 1995. The 599 is also the highest total offense output by Penn State vs. a Big Ten team since 653 yards against Michigan State in 1994.
- The Nittany Lions' 599 yards of total offense are the third-most by a Penn State team in a Big Ten game.
- The Nittany Lions had more than 500 yards of total offense in back-to-back games for the first time since surpassing 500 yards against Illinois and Eastern Illinois in 2009.
- Penn State's 359 yards rushing were the most since rushing for 372 earlier this season against Maryland and the most allowed by the Hawkeyes since 2000.
- Penn State had 511 yards of total offense at Purdue.
- At the time, Penn State's 524 yards of total offense against Maryland were the most since posting 574 against Eastern Michigan in 2013 and the most in a Big Ten game since having 546 yards against Indiana in 2012. It was the first game with 500 or more yards since the 2014 season opener vs. UCF (511).



HIGH SCORING

- RB **Saquon Barkley** and K **Tyler Davis** both have scored more than 100 points this season (Barkley 102; Davis 113). It is the first time in school history that there have been two 100-point scorers in the same season.
- During their eight-game winning streak, the Nittany Lions have scored 323 points, an average of 40.4 points per game.
- The Nittany Lions have scored 40 or more points in four games this year, the most in a season since the 2008 squad did it seven times.
- Prior to scoring 39 points at Rutgers (Penn State had a botched snap on an extra point try), Penn State had posted 40 points or more in three consecutive outings (Purdue, Iowa, Indiana) for the first time since 2008 (Oregon State, Temple, Syracuse).
- It was the first time in program history, the Nittany Lions had scored 40 or more points in three-straight Big Ten Conference games.
- Penn State has scored 30 or more points in nine games this year, the most in a season since the 2008 squad also did it nine times.
- The Nittany Lions have scored 232 points in their last five games, marking the highest four-game total since 2008 (249 - 66 vs. Coastal Carolina, 45 vs. Oregon State, 55 at Syracuse, 45 vs. Temple, 38 vs. Illinois).
- The Nittany Lions have scored 232 points in their last five Big Ten games, marking the highest five-game total since 1994 (237 - 63 vs. Ohio State, 35 vs. Indiana, 35 at Illinois, 45 vs. Northwestern, 59 vs. Michigan State).
- Penn State's five 20-plus point wins are the most since the 2012 team had 5.
- The 24 points scored in the fourth quarter at Indiana and the third quarter at Purdue are the most by a Penn State team since scoring 28 in the second quarter against UMass in 2014.
- Penn State's 62 points scored at Purdue are the most for the Nittany Lions in a Big Ten game since scoring 63 against Illinois 2005. It is the third-highest point total in a Big Ten game in program history.
- The 62 points scored against the Boilers are the most by a Penn State team in any game since topping Coastal Carolina, 66-10, in the season opener in 2008.
- Penn State's 62 points set a record for an opponent at Purdue's Ross-Ade Stadium, surpassing the 56 Ohio State scored in 2013. It also tied the most points any Purdue team has allowed anywhere, matching Wisconsin's output from 2011.
- The Nittany Lions' 45 points scored in the second half are the most by a Penn State team in a half since scoring 56 in the first frame against Illinois in 2005.
- Penn State had 28 points off of turnovers against Purdue. Entering the day, the Nittany Lions had 20 points off of turnovers for the season. It was the most points scored off turnovers for Penn State since scoring 34 points off of five Temple turnovers in 2014.
- The 39 points scored by Penn State against Pitt were the most in a loss in program history. The previous mark was 35 against Iowa in a 2002 overtime game.

OFFENSIVE LINE SHUFFLE

- Penn State used two different starting line combinations in its first six games of the season, but has used four combinations over the last six due to injuries, including a different combination in each of the last four weeks.
- Penn State returned 91 career starts along the o-line to enter the season, ranking the unit as the 17th most experienced in FBS, and the second-most experienced in the Big Ten (Michigan, 115).
- C **Brian Gaia** leads the unit and the team for most career starts on the Nittany Lions at 37.
See Career Starts on Page 23.
- However, Penn State has lost two OTs for the season, and **Brendan Mahon** has missed the last four games.
- Junior starter **Andrew Nelson** suffered a season-ending injury against Maryland.
- Senior **Paris Palmer**, who was starting in place of Nelson, suffered a season-ending injury at Indiana.
- Sophomore **Chance Sorrell** announced the end to his playing days due to recurring injuries.
- Redshirt freshman **Ryan Bates** has moved from guard to left tackle and sophomore **Chasz Wright** is now starting at right tackle.

McSORLEY CONNECTING

- Sophomore QB **Trace McSorley** is the fourth Penn State quarterback to lead his team to 10 wins in his first year as the starting quarterback, joining Daryll Clark in 2008 (11), Tom Shuman in 1973 (12-0) and Chuck Burkhardt in 1968 (11-0).
- McSorley has thrown for 200 or more yards in nine of his 12 career starts.
- McSorley is third in the Big Ten in passing yards with 2,976 in his first season as the starting quarterback.
- McSorley leads the nation in passing yards per completion, averaging 16.2 ypc.
- McSorley ranks in the top five nationally for passes of 20-, 30- or 40-or-more yards.
See Chunk Plays on Page 12.
- McSorley leads the Big Ten in passing efficiency (150.9).
- McSorley's third quarter touchdown pass against Michigan State gives him a touchdown pass in 13 consecutive games, dating back to the TaxSlayer Bowl last season. The 12 consecutive games with a touchdown passes in a single season ties McSorley with Matt McGloin, who also had 12 straight games in the 2012 season with a touchdown pass.
- Penn State ranks first in the Big Ten and sixth in FBS with just five passes intercepted all season.
See National Nits on Page 10.
- McSorley set a career mark with four touchdown passes against Michigan State. He had three TD passes earlier this season at Purdue. The last Penn State QB to throw four touchdown passes was Christian Hackenberg in the 2014 Pinstripe Bowl.
- Penn State was one of 10 teams that did not have an FBS start at quarterback on its roster entering the season. The other teams were Arizona State, Arkansas, North Carolina, NC State, Rice, USC, Utah, UMass and Big Ten foe Wisconsin.

McSORLEY IN THE RECORD BOOKS

- Against Michigan State, QB **Trace McSorley** completed 17-of-23 passing attempts for a career-high 376 yards and four touchdowns, and also rushed for 13 yards, moving him up multiple Penn State statistical charts.
- McSorley had his ninth 200-yard passing game of the season, moving him into a tie with Christian Hackenberg (2013) for third place.
- McSorley is fourth in the Penn State season passing charts with 2,976 yards, moving up three positions after Michigan State.
- McSorley ranks 11th on Penn State's season pass completions list with 184. He is 10th in season pass attempts with 327.
- McSorley had 389 yards of total offense against Michigan State, giving him 3,348 this season, which is the Penn State single season record. The previous best mark was 3,215 yards by Matt McGloin (minus-51 yards rushing, 3,266 yards passing) in 2012.
- McSorley had a career-best 376 yards passing against Michigan State. His previous high was 335 vs. Minnesota earlier this season. It is the fifth-highest single game passing yardage figure in the Penn State record books.
- Against Michigan State, McSorley had his fourth 300-yard passing game of his career, tying him for the school record with four in one season. Matt McGloin (2012) and Christian Hackenberg (2013 and 2014) are the other three instances.
- McSorley had one of the most productive games by a Nittany Lion ever against Minnesota. He accounted for 408 yards of total offense -- 335 passing and 74 rushing -- to mark the third-highest total in school history. It was the most yards of total offense since Christian Hackenberg posted a school-record 454 yards against UCF in the 2014 Croke Park Classic vs. UCF. McSorley also had his longest career completion, an 80-yard touchdown to **Irvin Charles**.
- McSorley is the 12th quarterback in Penn State history to register a 300-yard passing game, and just the fifth to record to have multiple 300-yard pass games, joining Christian Hackenberg, Matt McGloin, Kerry Collins and Daryll Clark.
See Record Watch on Page 30-31.

OVERALL SUCCESS

SMITH TABBED FINALIST FOR POP WARNER COLLEGE FOOTBALL AWARD

- Junior walk-on LB **Brandon Smith** was one of five finalists for the Pop Warner College Football Award.
- The award was created the award in 2010 and is given to leaders who represented their university with excellence on the field, in the classroom, on campus and in the community.
- Smith started the season as the third-string Mike linebacker but was thrust into starting in the third game of the season due to a series of injuries to the three opening day starting linebackers.
- Smith has shined in his expanded role, ranking sixth on the team with 54 tackles and leading the squad with two interceptions. He also has a trio of pass breakups, 4.0 tackles for loss and an assisted sack.
- Smith was selected as the Big Ten Defensive Player of the Week after posting 14 tackles in a win over Maryland. His interception and 22-yard return on the first defensive possession of the second half at Purdue sparked a 45-7 second-half surge by the Nittany Lions.
- A native of Winfield, Pennsylvania, Smith has a 3.79 cumulative GPA in kinesiology and was recently selected CoSIDA Academic All-District. He intends on becoming a pediatric oncologist.
- He is also active in the community. In addition to the numerous community service activities that he does as part of the Nittany Lions, Smith helps with his wife's non-profit organization, Honduran Soles, which provides shoes to kids that need them in various countries. He and his wife traveled to Honduras during spring break in 2015 and helped build a soccer field. He and his wife have volunteered at homeless shelters, and done other community work through their church, Revival Tabernacle, in Watsonstown, Pennsylvania, near his hometown.
- The 2016 recipient will accept the Pop Warner College Player Award at Walt Disney World's ESPN Wide World of Sports during the 60th annual Pop Warner Super Bowl the first week of December.

THREE NAMED ACADEMIC ALL-DISTRICT

- A trio of Nittany Lions -- **Tyler Yazujian**, **Grant Haley**, and **Brandon Smith** -- were selected to the CoSIDA Academic All-District™ team for their performance in the classroom and on the field. All three student-athletes are eligible for consideration for the Academic All-America® Team.
- It is the third consecutive appearance on the team for Yazujian, who was a second-team Academic All-American a year ago.
- Yazujian has a 3.87 grade point average in IST -- security and risk analysis. In addition to his CoSIDA Academic All-American and All-District accolades, Yazujian is a two-time Big Ten Distinguished Scholar and two-time Academic All-Big Ten choice. He is a seven-time Dean's List selection and has two perfect 4.0 GPA semesters. He has handled all of the long snapping duties each of the last three seasons. With his reliable snapping, kicker **Tyler Davis** having one of the most successful seasons by any Penn State kicker. Davis broke the school record earlier this season with 18 consecutive field goal attempts made.
- Haley owns a 3.39 grade point average in advertising and public relations. He was an Academic All-Big Ten choice a year ago. Haley has 27 tackles on the season. He also returned the field goal attempt that was blocked by **Marcus Allen** for a touchdown and the game-winning score against No. 2 Ohio State. Haley was named Big Ten Co-Special Teams Player of the Week with Allen after the OSU game. Haley was also the Rose Bowl Game Big Ten Player of the Week on Oct. 24.
- Smith carries a 3.79 grade point average in kinesiology and wants to become a pediatric oncologist.



HONORS & AWARDS

MARCUS ALLEN, SAFETY

Big Ten Co-Special Teams Player of the Week (Oct. 24)

Big Ten Co-Defensive Player of the Week (Oct. 3)

Big Ten Rose Bowl Game Player of the Week (Oct. 3)

SAQUON BARKLEY, RUNNING BACK

Maxwell Award Semifinalist (Nat'l Player of the Year)

Doak Walker Award Semifinalist (Top RB)

Rose Bowl Game Big Ten Player of the Week (Nov. 7)

CBS National Player of the Week (Oct. 30)

Big Ten Offensive Player of the Week (Oct. 10, Oct. 31)

Maxwell Award Preseason Watch List (Nat'l Player of the Year)

Doak Walker Award Preseason Watch List (Top RB)

Rotary Lombardi Preseason Watch List (Top Skill & Discipline)

Big Ten Preseason Honors List

Dante Hall Watch List (Top Off./ST Player under 6-0)

BRANDON BELL, LINEBACKER

Walter Camp National Defensive Player of the Week (Nov. 28)

Big Ten Defensive Player of the Week (Oct. 24)

College Sports Madness National Defensive Player of the Week (Oct. 23)

Bednarik Award Player of the Week, given to the National Defensive Player of the Week, by the Maxwell Football Club (Oct. 27)

JASON CABINDA, LINEBACKER

Bednarik Award Preseason Watch List (Nat'l Def. Player of the Year)

Butkus Award Preseason Watch List (Top LB)

Lott IMPACT Trophy Watch List (Def. Player of the Year on and off the field)

TYLER DAVIS, KICKER

Big Ten Co-Special Teams Player of the Week (Nov. 21)

Lou Groza Semifinalist (Top Kicker)

Lou Groza National Collegiate Place Kicker Award "Stars of the Week" (Oct. 3)

JAMES FRANKLIN, HEAD COACH

George Munger College Coach of the Year Semifinalist

The Dodd Trophy Coach of the Week. (Oct. 24)

BRIAN GAIA, CENTER

PFJ Team of the Week, Center (Nov. 14)

MIKE GESICKI, TIGHT END

Mackey Award Midseason Watch List (Top TE)

Mackey Award Preseason Watch List (Top TE)

BLAKE GILLIKIN, PUNTER

Ray Guy Award Candidate List (Top P)

CHRIS GODWIN, WIDE RECEIVER

Maxwell Award Preseason Watch List (Nat'l Player of the Year)

Biletnikoff Award Preseason Watch List (Top WR)

GRANT HALEY, CORNERBACK

Big Ten Co-Special Teams Player of the Week (Oct. 24)

Big Ten Rose Bowl Game Player of the Week (Oct. 24)

CoSIDA Academic All-District™

CHARLES HUFF, SPECIAL TEAMS COACH

Coaching Search Special Teams Coach of the Week (Oct. 24)

MATT LIMEGROVER, OFFENSIVE LINE COACH

Coaching Search Offensive Line Coach of the Week (Nov. 7)

QUARTERBACK GROUND THREAT

- QB **Trace McSorley** has both a rushing and passing touchdown in five of the past eight games. He has a total of six games with a passing and rushing touchdown this season.
- McSorley's six rushing touchdowns this season are the most by a Penn State quarterback since Daryll Clark had seven in 2009.
- McSorley's 372 rushing yards this season are the most by a Penn State quarterback since Michael Robinson had 806 in 2005.
- At Rutgers, Penn State quarterbacks broke 100 rushing yards for the second time this season, as McSorley rushed for 55 yards and **Tommy Stevens** had a career-high six carries for 61 yards for a total of 126 yards rushing. Stevens also scored his second career touchdown.
- Against Iowa, McSorley rushed for 40 yards and a touchdown on 14 carries, while Stevens rushed for 70 yards and his first career rushing touchdown in the fourth quarter. Stevens did it on five carries and had a career-best 45-yard rush late in the fourth.
- The last time that Penn State had two quarterbacks with rushing touchdowns in the same game was in 2009 against Eastern Illinois, when Daryll Clark and Kevin Newsome each had one rushing touchdown.
- After totaling just 32 yards rushing and one rushing touchdown in the first four games this season, McSorley rushed for 217 yards and three touchdowns over a three-game stretch including Minnesota, Maryland and Ohio State.
- McSorley is the first Penn State quarterback with three consecutive games with both a rushing touchdown and passing touchdown since Matt McGloin in 2012 (vs. Temple, at Illinois, vs. Northwestern).
- Against Ohio State, McSorley rushed a career-high 19 times, gaining 63 yards and a touchdown.
- Against Maryland, McSorley had a career-high 81 rushing yards on 18 attempts, the most rushing yards by a Penn State quarterback since Daryll Clark had 83 against Illinois in 2009. His previous high of 73 yards came the previous week vs. Minnesota.
- McSorley's 73 rushing yards on only eight attempts against Minnesota led the team. The last Penn State quarterback to lead the team in rushing was Michael Robinson at Michigan State on Nov. 19, 2005. Robinson had 90 yards on 13 carries with one touchdown run against the Spartans.

NATIONAL COACH OF THE YEAR CANDIDATE

- Penn State head coach **James Franklin** is one of 16 semifinalists for the George Munger Coach of the Year Award, which is presented yearly by the Maxwell Football Club.
- Penn State has improved its regular season win total each season under head coach James Franklin. The Nittany Lions went 6-6 in 2014, 7-5 in 2015 and 10-2 in 2016.
- For Franklin, the 10 wins are the most in a single season during his six years as a head coach. Penn State head coaches have won the Munger Coach of the Year award on four occasions. Joe Paterno won the honor three times in 1990, 1994 and 2005, while Bill O'Brien claimed the award in his first season at the helm in 2012.
- Semifinalist voting for of the Maxwell Football Club Collegiate Coach of the Year award will begin on Friday, Nov. 18 and closes on Sunday, Dec. 11. The finalist round will include the top three coaches as selected in the semi-finalist round. Finalist voting will open Dec. 12 and run until Dec. 27. The winner will be announced on Dec. 29.
- The formal presentation of the George Munger Collegiate Coach of the Year Award will take place at the Maxwell Football Club's National Awards Gala on Friday, March 10, 2017 at the Tropicana Hotel & Casino in Atlantic City, New Jersey.
- Eligible voters include Maxwell Football Club members, NCAA Head Football Coaches, Sports Information Directors and selected national media.
- Dabo Swinney from Clemson University was the 2015 winner of the award.

TARGETING GODWIN

- WR **Chris Godwin** has made four or more catches in 20 of his last 26 games dating back to 2014. He has at least one catch in 35 of 37 career games.
- Godwin ranks fifth in Penn State history with 2,184 career receiving yards.
- At Indiana, Godwin became the eighth player in Penn State history to surpass 2,000-career receiving yards.
- Godwin also ranks eighth on the school ledger for career receptions list with 141 catches.
- Against Michigan State, Godwin had his eighth career 100-yard receiving game, which is tied for fourth at Penn State with Bryant Johnson (1999-2002).
- In 2015, Godwin became just the third player in school history to register 1,000 receiving yards in a season, joining Allen Robinson (2012, 2013) and Bobby Engram (1994, 1995) as the players to accomplish the feat. It was Penn State's fifth 1,000-yard performance in a season.
- Godwin is just the sixth player in program history to have 60 catches in a season, ranking fourth on the season receptions list with 69.

GODWIN FINDING THE END ZONE

- WR **Chris Godwin's** two touchdown catches in the third quarter against Michigan State give him nine touchdown receptions this season, which is the best mark by a junior at Penn State. The record was previously held by Derek Moye (8) in 2010.
- Godwin's nine touchdown receptions rank third in the Big Ten and 32nd in FBS.
- Godwin has 16 career touchdown receptions, which is tied for sixth in the Penn State annals with O.J. McDuffie (1988-92).
- Against Michigan State, Godwin had two touchdown catches in a game for the fourth time in his career and the third time this season (Purdue and Indiana).

THOMPSONS GOING LONG

- Sophomore WR **DeAndre Thompkins** ranks fourth in the Big Ten and 43rd in the FBS averaging 17.2 yards per reception.

See National Nits on Page 10.

- Thompkins caught a career-long 70-yard pass for his second career touchdown at the end of the third quarter against Maryland. He ended the game matching his career high for receptions (4) and setting a career-high for receiving yards (91).
- He had a career-high 87 receiving yards at Pitt, highlighted by a one-handed, over the shoulder 39-yard catch deep in Pitt territory that setup a touchdown run. Thompkins also made a 34-yard reception on fourth-and-16 during Penn State's final drive, moving Penn State into Pitt territory.
- Thompkins entered the season with three career grabs for 33 yards. He has 19 catches for a team-high 353 yards this season.

See Chunk Plays on Page 12.

HAMILTON HAULING IT IN

- WR **DaeSean Hamilton** ranks 11th on the Penn State career receiving yardage list with 1,867 career yards. He trails Joe Jurevicius (1,894) for 10th.
- Hamilton remains in sixth place on the career catches chart with 153 receptions. Just ahead of him is Jordan Norwood with 158 catches.
- Against Iowa, Hamilton's 34-game catch streak ended. It was the longest streak at Penn State since Bobby Engram (1993-95) caught at least one pass in 36-straight games.
- The streak ranked as the 12th-longest active streak in FBS when it was snapped.

See Record Watch on Page 30-31.

DEEP THREAT DEPTH

- WR **Chris Godwin** (133) and **DaeSean Hamilton** (148) are just the second Penn State group to total 100 or more career receptions at the same time, and one of seven active duos in FBS.
- Derrick Williams, Deon Butler and Jordan Norwood (all played 2005-08) are the only other group in program history to complete the feat.



GESICKI SETS TIGHT END RECORDS

- Junior TE **Mike Gesicki** had 64 yards receiving against Michigan State to give him 610 for the season, which breaks the Nittany Lion single season mark for a tight end. The previous high was 600 yards by Mickey Shuler in 1977.
- Gesicki also has a school record 44 receptions on the season. With five receptions at Rutgers, Gesicki broke the TE school season receptions record. The previous mark of 41 was set by Andrew Quarless in 2009.
- Gesicki tied his career mark with five receptions against Rutgers. He has had five receptions on three other occasions, all this season.
- Gesicki earned a spot on the Mackey Award Midseason watch list. He was previously nominated for the preseason watch list. The Mackey Award is given annually to the most outstanding collegiate tight end.
- His reception total (44) ranks first in the Big Ten and sixth in FBS amongst TEs, while his receiving yard total (610) leads the Big Ten and ranks seventh in FBS. **See National Nits on Page 10.**
- Gesicki leads all tight ends with five catches of 40 or more yards. He caught a 52-yard reception against Temple, a 53-yarder against Minnesota, a 44-yarder against Iowa, a 45-yarder at Indiana and a 45-yarder against Michigan State.
- Gesicki has a career-high three touchdowns this season, most recently catching a 45-yarder against Michigan State.
- Gesicki's receptions (44), receiving yard (610) and receiving touchdown (3) figures rank second amongst all receivers for Penn State.
- His four catches for 46 yards against Ohio State were team highs in that game.
- Gesicki has had at least 23 receiving yards in each game this season.
- Against Indiana, Gesicki set a career high of 88 yards receiving. He also matched his career high of five receptions.
- Gesicki's five-reception, 70-yard performance against Minnesota included a career-long 53-yard catch.
- Gesicki caught his second touchdown pass of the season and third of his career on Penn State's opening drive against Maryland.
- All four of his career touchdowns have been scored in Beaver Stadium.

RUNNING BACK DEPTH

- RB **Andre Robinson** had a career-long 40-yard touchdown catch in the fourth quarter against Michigan State. His previous long was a 2-yard catch against Minnesota earlier this season. It was his first career touchdown reception and with a rushing touchdown earlier in the quarter, his second career two touchdown game (Purdue).
- RB **Miles Sanders** set career highs in rushing attempts (5), rushing yards (85) and longest rush (57) at Rutgers.
- Four different Penn State running backs scored a touchdown against Purdue. **Saquon Barkley** (2), Robinson (2), **Mark Allen** (1) all had rushing scores, while **Miles Sanders** had his first career receiving TD.
- The feat was last accomplished in the FIU game in 2007 when Rodney Kinlaw (1 rushing), Evan Royster (1 rushing), Austin Scott (2 rushing), Dan Lawlor (1 rushing) and Matt Hahn (1 receiving).

WHO NEEDS THIRD DOWN?

- Penn State has earned 100 first downs on second down, which ranks fifth-best in FBS at 41.67 percent.
- Of the 240 first downs PSU has gained this year, just 49 have come on third down plays, which is the second lowest percentage (20.42 percent) of any team in FBS.
- Additionally, just 19.01 percent of Penn State's plays this year have been third down plays, which is the 21st-lowest percent in FBS. *Courtesy SportSource Analytics*
- The Lions have converted 58.8 percent of their fourth downs to rank 39th in FBS and fifth in the Big Ten.
- The Nittany Lions converted a season-high 10-of-19 third down attempts at Rutgers.
- Penn State went 0-for-4 on third down in the second half against Purdue, but still outscored the Boilermakers, 45-7.

GREAT START

- Redshirt freshman WR **Irvin Charles** made his first career catch an 80-yard touchdown in the third quarter against Minnesota.
- It was Penn State's first touchdown of the game and was the first of three straight scoring drives that swung momentum back in Penn State's favor.
- Charles is the first PSU wide receiver to catch a TD for his first career reception since Justin King had a 59-yard scoring grab on his first reception. King's pass came from Michael Robinson vs. Cincinnati in 2005.
- Charles joins the running back duo of **Saquon Barkley** and **Mark Allen** as current Penn Staters with a touchdown on their first career reception.
- Charles' catch was the longest for a Penn State player since Derek Moye's 80 yarder from Rob Bolden vs. Illinois on Oct. 9, 2010.

TAKING CARE OF THE FOOTBALL

- Penn State has not had an offensive turnover in six of its last eight games.
- The Lions had an offensive turnover for the first time in three games at Indiana, yielding two interceptions.
- Penn State has had four turnover free games this season: Minnesota, Purdue, Iowa and Michigan State. It is the first time the Nittany Lions have had four games without a turnover in the same season since 2012 (5 games).

BIG DEFENSIVE PERFORMANCE

- Penn State has not allowed a touchdown in its last two games (Michigan State and Rutgers). The Nittany Lions yielded four field goals in the first half against the Spartans and shutout the Scarlet Knights.
- It is the first time since 2009 that Penn State has held teams out of the end zone in back-to-back games. It held Eastern Illinois to three points (October 10; 52-3) before shutting out Minnesota (October 17; 20-0) on Homecoming.
- Moreover, the last time Penn State held back-to-back Big Ten opponents without a touchdown was Oct. 21 (vs. Illinois; 26-12) and Oct. 28 (at Purdue; 12-0).
- Penn State shutout Rutgers 39-0 for its first shutout since a 39-0 home victory over Illinois last season. The last time Penn State shutout an opponent in back-to-back seasons was 2009 and 2010.
- The 39-point shutout win is Penn State's largest road shutout victory since joining the Big Ten in 1993.
- It was the largest road shutout since blanking Navy, 39-0, in 1973.
- It was Penn State's seventh Big Ten shutout (against 6 different teams) and the first time doing so in consecutive seasons:

Big Ten Shutouts

1993, 31-0 at Iowa
1998, 27-0 vs. Illinois
2002, 49-0 vs. Northwestern
2006, 12-0 at Purdue
2009, 20-0 vs. Minnesota
2015, 39-0 vs. Illinois
2016, 39-0 at Rutgers

- The Nittany Lions allowed just 87 yards of offense to the Scarlet Knights, the fewest given up in a Big Ten game by a Penn State team.
- The 87 yards allowed are the fewest in a game overall since giving up 74 yards versus Temple in 2006.
- Penn State gave up just five first downs to Rutgers, the fewest surrendered in a Big Ten game in program history.
- The five first downs allowed are the fewest in any game since giving up two first downs versus Temple in 2006.
- Penn State posted its first first-half shutout of the season at Rutgers.

HONORS & AWARDS

BRENDAN MAHON, TACKLE

- PFF Team of the Week, Offensive Tackle (Oct. 5)
- PFF Team of the Week, Offensive Tackle (Oct. 25)

CONNOR McGOVERN, GUARD

- Big Ten Freshman of the Week (Nov. 7)

TRACE McSORLEY, QUARTERBACK

- Rose Bowl Game Big Ten Player of the Week (Nov. 28)
- Manning Stars of the Week (Nov. 28)

JOE MOORHEAD, OFFENSIVE COORDINATOR

- Frank Broyles Award Nominee (Top Assistant Coach)

PARIS PALMER, TACKLE

- PFF Team of the Week, Offensive Tackle (Nov. 1)

BRENT PRY, DEFENSIVE COORDINATOR

- Athlon Sports Coordinator of the Week, Defense (Oct. 23)

BRANDON SMITH, LINEBACKER

- Pop Warner Award Semifinalist
- Big Ten Defensive Player of the Week (Oct. 10)
- CoSIDA Academic All-District™

SEAN SPENCER, DEFENSIVE LINE COACH

- Coaching Search Defensive Line Coach of the Week (Oct. 24)

NYEEM WARTMAN-WHITE, LINEBACKER

- Butkus Award Preseason Watch List (Top LB)

TYLER YAZUJIAN, SNAPPER

- Campbell Trophy Semifinalist (Top Scholar-Athlete)
- CoSIDA Academic All-District™

TEAM

- Athlon Sports Team of the Week (Oct. 23)
- FWA Team of the Week (Oct. 24)



NFL STADIUMS

PENN STATE REGULAR SEASON GAMES IN VENUES WITH NFL TENANTS

Sept. 10, 2016	L, 39-42	at Pitt
		Heinz Field
Oct. 24, 2015	W, 31-30	vs. Maryland
		M&T Bank Stadium
Sept. 5, 2015	L, 10-27	at Temple
		Lincoln Financial Field
Aug. 31, 2013	W, 23-17	vs. Syracuse
		MetLife Stadium
Sept. 27, 2011	W, 14-10	at Temple
		Lincoln Financial Field
Nov. 20, 2010	W, 41-24	vs. Indiana
		FedEx Field
Nov. 10, 2007	W, 31-0	at Temple
		Lincoln Financial Field
Oct. 28, 2000	W, 27-24	vs. Indiana
		RCA Dome
Aug. 27, 2000	L, 5-29	vs. USC
		Giants Stadium
Sept. 21, 1996	W, 41-0	vs. Temple
		Giants Stadium
Aug. 25, 1996	W, 24-7	vs. USC
		Giants Stadium
Sept. 23, 1995	W, 59-34	vs. Rutgers
		Giants Stadium
Oct. 3, 1992	W, 38-24	vs. Rutgers
		Giants Stadium
Nov. 9, 1991	W, 47-7	vs. Maryland
		Memorial Stadium
Oct. 5, 1991	W, 24-7	vs. Temple
		Veterans Stadium
Aug. 28, 1991	W, 34-24	vs. Georgia Tech
		Giants Stadium
Nov. 11, 1989	T, 13-13	vs. Maryland
		Memorial Stadium
Oct. 7, 1989	W, 17-0	vs. Rutgers
		Giants Stadium
Oct. 1, 1988	W, 45-9	vs. Temple
		Veterans Stadium
Nov. 7, 1987	W, 21-16	vs. Maryland
		Memorial Stadium
Sept. 26, 1987	W, 27-17	vs. Boston College
		Sullivan Stadium (Foxboro)
Sept. 20, 1986	W, 26-14	vs. Boston College
		Sullivan Stadium (Foxboro)
Nov. 9, 1985	W, 31-10	vs. Cincinnati
		Riverfront Stadium
Sept. 28, 1985	W, 17-10	vs. Rutgers
		Giants Stadium
Sept. 29, 1984	L, 3-28	vs. Texas
		Giants Stadium
Oct. 29, 1983	L, 17-27	vs. Boston College
		Sullivan Stadium (Foxboro)
Oct. 1, 1983	W, 36-25	vs. Rutgers
		Giants Stadium
Sept. 24, 1983	W, 23-18	vs. Temple
		Veterans Stadium
Aug. 29, 1983	L, 6-44	vs. Nebraska
		Giants Stadium
Nov. 15, 1980	W, 50-7	vs. Temple
		Veterans Stadium
Oct. 20, 1979	W, 35-7	vs. Syracuse
		Giants Stadium
Sept. 1, 1978	W, 10-7	at Temple
		Veterans Stadium
Sept. 2, 1977	W, 45-7	vs. Rutgers
		Giants Stadium
Nov. 26, 1976	L, 7-24	vs. Pitt
		Three Rivers Stadium
Oct. 30, 1976	W, 31-30	vs. Temple
		Veterans Stadium
Nov. 22, 1975	W, 7-6	vs. Pitt
		Three Rivers Stadium
Nov. 28, 1974	W, 31-10	vs. Pitt
		Three Rivers Stadium
Oct. 24, 1959	W, 20-9	vs. Illinois
		Cleveland Municipal Stadium
Dec. 2, 1950	W, 21-20	at Pitt
		Forbes Field
Nov. 15, 1947	W, 20-7	vs. Navy
		Memorial Stadium
Oct. 31, 1941	W, 42-0	at NYU
		Polo Grounds

QUINTET OF LBs OUT FOR THE SEASON

- Five Nittany Lion linebackers are out for the season due to injury.
- Senior LB **Von Walker** was injured at Rutgers. He had previously only missed two games in his career and none since the Indiana game in 2014, ending a streak of 28 consecutive games played.
- Senior LB **Nyeem Wartman-White** was injured during the Temple game. He also missed nearly the entire 2015 season with an injury suffered in the opener against the Owls.
- Redshirt freshman **Jan Johnson** was injured at Michigan in his first collegiate football action.
- Sophomore **Jake Cooper** and junior transfer **Jason Vranic** are also both out for the season.

UNDERCLASSMEN AT LINEBACKER U

- With injuries plaguing Penn State's starting linebackers early in the season, many young and inexperienced players saw action they otherwise would not have.
- Sophomore LB **Manny Bowen** ranks tied for third on the team in tackles with 62 and has started since the second game of the season.
- Bowen is second on the team and first among the linebackers with 8.0 TFL. He also owns two sacks and two pass breakups.
- Against Ohio State, Bowen had a career-high 11 tackles. He notched seven earlier this season vs. Minnesota.
- Sophomore LB **Koa Farmer** made his first career start at linebacker against Maryland. He had been a safety previously.
- Farmer earned his first career sack and forced fumble in the second quarter against Maryland. He ended the day with career highs in tackles (5), tackles for loss (1.5), sacks (1) and forced fumbles (1).
- True freshman **Cam Brown** made 10 tackles at Michigan in his first significant action, which earned him his first starting nod the following week against Minnesota at the Sam.
- Brown had previously seen limited snaps at Pitt and against Temple, and his only tackle entering the game came at Pitt.
- Brown made his first career tackle for loss in the Michigan game, stopping Jake Butt behind the line for a 1-yard loss in the third quarter.
- The last true freshman to make at least 10 tackles in a game was **Marcus Allen** with 11 against Ohio State in 2014.
- The last true freshman linebacker with at least 10 tackles was **Khairi Fortt** against Illinois in 2010.

WALK-ON TO AWARD WINNER

- The **Brandon Smith** story continues to grow, as the former walk-on has secured a vital role at linebacker, even with the return of prior starters from injury.
- Pressed into action against Temple when injuries hit Linebacker U, Smith made eight tackles, after having just one career stop entering the game. Smith also added his first career tackle for loss, a combined stop with **Torrence Brown** in the fourth quarter.
- Entering the Temple game, Smith had played three defensive snaps (all in 2016) and 44 total career snaps.
- Smith received the chance to start at Michigan and made two tackles, including one for loss, in the first quarter, but was disqualified on the first play of the second quarter for targeting. The Big Ten later announced that the call should have been reversed by the replay official.
- Smith was back in the starting lineup against Minnesota and made seven tackles, including an assist on a TFL and a pass breakup.
- He was named the Big Ten Player of the Week following the Maryland game, as he made a career-high 14 tackles and his first interception.
- Smith leads the team with two interceptions after pulling in another at Purdue.
- At Indiana, he broke up a fourth-and-1 passing play at the goal line.
- At Rutgers, he was in on his first sack, assisting on one late in the fourth quarter.

LINEBACKER U ON THE MEND

- In the six games since linebackers **Brandon Bell** and **Jason Cabinda** and returned from injury, the duo leads the Nittany Lions with 57 and 51 tackles, respectively. Fellow starting linebacker **Manny Bowen** is third over the stretch with 34.
- Despite missing 4.5 games, Bell ranks second on the team with 74 tackles, trailing leading tackler **Marcus Allen** (90) by 16.
- Bell matched his career high for tackles in a game with 18 against Michigan State.
- Cabinda and Bell were sensational in their return from injury against Ohio State, as they combined for 31 tackles, 2.0 sacks and 3.0 tackles for loss. Bell had a career-high 18 to best his previous high of 13 against Ohio State in 2014, while Cabinda had 13 and tied his career high with 2.0 tackles for loss, equaling the mark he had against Army last season.
- Cabinda had missed five games, only playing in the season opener against Kent State, while Bell had missed 4.5 games, leaving with an injury during the second game of the season at Pitt.
- Penn State's linebackers had a tough go early in the season. For three games (at Michigan, Minnesota, Maryland), Penn State was without its starting linebacker trio of Cabinda, **Nyeem Wartman-White** and Bell due to injuries.
- Wartman-White is out for the season due to an injury suffered in the third game of the season.
- The trio owned a combined 63 career starts, while their replacements, sophomores **Manny Bowen** (2 starts) and **Jake Cooper** (2 starts) and junior **Brandon Smith**, had just four combined career starts entering the Michigan game. Three of Bowen and Cooper's starts came in the previous two weeks.
- Penn State again had just four career starts amongst its linebackers entering the Minnesota game, as Bowen (3) and Smith (1) were joined by **Cam Brown**, who made his first career start.
- Smith was disqualified on the first play of the second quarter at Michigan due to a targeting penalty, and his replacement, **Jan Johnson**, then suffered a season-ending injury later in the quarter. It was Johnson's first career game. The targeting call was later announced as incorrect by the Big Ten.
- The five linebackers missed a combined 16.5 games in the first six weeks.
 - Jason Cabinda - 5 games
 - Brandon Bell - 4.5 games
 - Nyeem Wartman-White - 3.75 games
 - Brandon Smith - 0.75 game
 - Jan Johnson - 2.5 games
- Cabinda and Wartman-White were both named to the 2016 Butkus Award Watch List prior to the season. The award, named in honor of legendary linebacker Dick Butkus, annually recognizes the nation's top collegiate linebacker.
- Cabinda and Wartman-White entered the season vying to become the first Nittany Lion to earn the honor since Paul Posluszny in 2005. LaVar Arrington also won the award in 1999, and five have previously been named finalists: Shane Conlan (1986), Andre Collins (1989), Brandon Short (1999), Posluszny (2006) and Dan Connor (2007).
- Cabinda garnered All-Big Ten honorable mention accolades and was an ECAC first team All-Star as a sophomore. Starting all 13 games, Cabinda led the team and was 15th in the Big Ten with 7.7 tackles per game. He had three games with 10 or more tackles last season after entering 2015 with a career high of eight tackles during his freshman season in 2014.
- Wartman-White had a strong return after missing nearly all of the 2015 season with an injury. He had 14 tackles, including 3.5 tackles for loss and a half-sack. He also had two pass breakups.
- In 2014, Wartman-White ended the season as the team's second-leading tackler behind All-American Mike Hull. His 75 tackles in 2014 more than doubled his previous career high, with his 6.2 stops per game ranking 28th in the conference.



TAKEAWAYS

- S **Troy Apke** recovered his first career fumble in the third quarter against Michigan State.
- Penn State has forced 20 turnovers this season and converted them into 76 points.
- Over the past eight games, the Nittany Lions have forced 14 turnovers, resulting in 56 points.
- Despite forcing two fumbles at Rutgers, Penn State did not record a takeaway for just the third time all season (Michigan, Ohio State)
- The week prior, the Nittany Lions pulled in a season-high five turnovers (all fumbles) at Indiana, the most since forcing five against Maryland last season. Penn State last recovered five fumbles in a game versus FIU in 2007.
- The Nittany Lions have three touchdowns (1 INT, 2 fumble returns) on defense and special teams defense this season, the most since the 2005 team had four (1 INT, 3 fumble returns).
- Against Indiana, DE **Torrence Brown** had his third career fumble recovery and second of the season in the fourth quarter. He returned it nine yards for his first career touchdown to seal the 14-point victory. S **Malik Golden** forced his first career fumble and S **Marcus Allen** made his third fumble recovery in the first quarter. DT **Kevin Givens** recovered his second fumble of the season in the second quarter. DE **Shareef Miller** forced his first career fumble and Golden made his first career fumble recovery in the second quarter. CB **Christian Campbell** recovered his first career fumble on a botched Indiana punt return at the IU 6-yard-line in the second quarter.
- Penn State has interceptions in seven of 11 games this season, most recently with Apke earning his first career interception against Iowa.
- Junior LB **Brandon Smith** leads the team with two interceptions. He collected his first career interception in the first quarter against Maryland and his most recent on the first drive of the third quarter against Purdue.
- Sophomore CB **John Reid's** first interception of the season against Temple marked the fourth straight game with an interception by Penn State. PSU last had four straight games with an interception last season: at Maryland (3), 10/24; Illinois (1), 10/31; at Northwestern (1), 11/7; and Michigan (1), 11/14.
- Penn State had at least one interception and one fumble recovery in its first two games. It is the first time since 2012 (at Virginia and vs. Navy) that Penn State has had back-to-back games with both a pick and fumble recovery.
- Sophomore CB **Amani Oruwariye** notched the first interception and first touchdown of his career early in the third quarter against Kent State.
- Prior to Oruwariye's 30-yard return, the last Penn State interception return for a touchdown was in 2014, when Grant Haley returned an interception 30 yards for a score against Temple.

BLOCK THAT KICK

- **Juwon Johnson** registered his first career blocked punt in the first series of the second half at Rutgers. **Garrett Taylor** recovered the block at the Rutgers 10 to set up a 1-yard **Saquon Barkley** touchdown run.
- Penn State has three blocked kicks this season (2 punt, 1 FG) for the first time since blocking three kicks in 2011.
- A blocked punt and blocked field goal were crucial to Penn State's victory over the Buckeyes.
- Before **Marcus Allen** blocked Ohio State's 45-yard field goal attempt in the fourth quarter (the first of his career), the Nittany Lions last blocked a field goal in the four overtime victory vs. Michigan in 2013 (Kyle Baublitz).
- The return for a touchdown of the blocked field goal is believed to be the first in Penn State history.
- Penn State's blocked punt freshman LB **Cam Brown** was the first by the Nittany Lions since **Von Walker** blocked a punt vs. Michigan last season.
- PSU had not blocked two kicks of any type in a single game since blocking two against Florida International in the 2007 season opener (field goal and punt).
- CB **Grant Haley** returned the blocked field goal for the second touchdown of his career.

WILD DOGS RELOADING

- Penn State led the nation in sacks a year ago but lost three defensive linemen to the NFL. However, several Nittany Lions are stepping up to fill the void.
- Ironically enough, the very first game without the missing pieces from 2015 resulted in a feat not accomplished since 2011, as seven different Nittany Lions totaled seven sacks against Kent State. Penn State last registered seven sacks in a game at Northwestern in 2011.
- DE **Garrett Sickels** made a sack at Indiana, extending his single-season career high and team-best total to 6.0. Senior DE **Evan Schwan** also has 6.0 sacks.
- Sickels had career highs in tackles (9), sacks (2.5) and TFLs (3.5) against Ohio State.
- Sickels leads the team with 12.5 TFLs this season.
- Schwan posted a sack in three consecutive games (Minnesota, Maryland, Ohio State) and most recently posted 1.5 over the last two games.
- Schwan had his first career quarterback takedown vs. Minnesota in overtime, forcing the Gophers to kick a field goal. Schwan assisted on a fourth-down sack of J.T. Barrett to ice the win against Ohio State.
- Schwan had his first career forced fumble in the fourth quarter at Rutgers.

STOPS BEHIND THE LINE

- Penn State's defense posted 10.0 tackles for loss against Michigan State, marking the ninth time in 2016 that they compiled at least 9.0 TFLs in a game.
- Penn State has picked up where it left off in the tackles for loss category, ranking second only to Michigan (9.6) with an average of 8.7 per game.
- The Nittany Lions are also continuing to get to the quarterback, posting 3.1 sacks per game to rank second in the Big Ten and 12th in the nation.
- DEs **Garrett Sickels** and **Evan Schwan** lead the team in sacks (6.0) and Sickels leads the team in TFLs (12.5).
- A total of 25 different Nittany Lions have at least assisted on a stop in the backfield, and 18 have at least assisted on a sack.
- In 2015, Penn State ranked sixth in FBS and topped the Big Ten with 8.2 tackles for loss per game. The 106 total TFLs were the most since 2007 (120).

ALLEN MAKING STOPS

- Junior safety **Marcus Allen** leads Penn State and ranks 17th in the Big Ten with a career-high 90 tackles (7.5 per game).
- At Indiana, Allen posted a game-high 10 tackles and tied his career high with 1.5 tackles for loss. It was the third time that he has posted 1.5 TFL in a game and first time this season.
- Allen blocked a 45-yard field goal attempt with just under five minutes remaining against Ohio State. The blocked kick was scooped up by **Grant Haley**, who took it 60 yards for the game-winning touchdown.
- Allen and Haley shared Big Ten Special Teams Player of the Week honors for the feat.
- Allen made a career-high 22 stops (8 solo, 14 assisted) against Minnesota, the most by a Nittany Lion since Paul Posluszny made 22 at Northwestern in 2005
- Allen is only one of two FBS players to reach the 20-tackle mark in a game this season. Rodney Butler of New Mexico State made 24 stops (4 solo, 20 assisted) against New Mexico on Sept. 10.
- At the time, Allen vaulted from 148th in FBS and 20th in the Big Ten with 7.0 tackles per game to 22nd in FBS and first in the Big Ten with 10.0 tackles per game.
- Allen was named the Big Ten Co-Defensive Player of the Week and the Big Ten Rose Bowl Game Player of the Week for his performance.
- The 22 stops are tied with Posluszny and Ron Crosby (vs. Ohio, 1974) for No. 4 on the all-time single game tackles list.
- Allen's 22 tackles are the most by a Big Ten player since Wisconsin's Mike Taylor had 22 stops at Ohio State on Oct. 29, 2011.
- Allen had 28 tackles in the first four games of the season. His previous career high was 12 tackles against Michigan in 2015.
- Allen made 81 stops as a 12-game starter last season.

COMMUNITY SERVICE

LIFT FOR LIFE A SUCCESS

- Penn State football student-athletes have raised more than \$84,000 for rare disease research and patient programs since July.
- Nearly \$1.2 million has been raised in the battle against rare diseases by Penn State Uplifting Athletes since the inaugural Lift for Life was held in 2003. The inaugural event raised just under \$13,000.
- Founded by Penn State Football teammates Scott Shirley, Dave Costlow and Damone Jones in 2003, Lift for Life has benefitted cancer research and the rare disease community. The event is organized by Penn State Football Uplifting Athletes. Penn State football team members serving as 2016 Uplifting Athletes officers are: defensive end **Garrett Sickels**, president/director of operations; offensive lineman **Ryan Bates**, director of player relations for underclassmen; linebacker **Jason Cabinda**, co-director of player logistics; offensive lineman **Tom Devenney**, secretary; quarterback **Trace McSorley**, co-director of player logistics; and offensive lineman **Andrew Nelson**, treasurer. Additionally, linebacker **Brandon Bell**, safety **Joe Berg**, offensive lineman **Brian Gaia**, wide receiver **Gregg Garrity**, cornerback **Grant Haley** and offensive lineman **Charlie Shuman** will serve on the executive committee.
- A nonprofit organization founded in 2007, Uplifting Athletes inspires the rare disease community with hope through the power of sport. A rare disease is one that affects fewer than 200,000 Americans and typically lacks financial incentive to make and market new treatments. With a network of university chapters run by current college football student-athletes that spans all major conferences, Uplifting Athletes has had an economic impact of more than \$400 million on the rare disease community. For more information about Uplifting Athletes, visit www.upliftingathletes.org.
- The Uplifting Athletes Chapters are: Penn State, Arizona, Colgate, Illinois, Penn, Northern Arizona, Northwestern, Princeton, Syracuse, Baylor, Florida State, Maryland, Notre Dame, St. Francis (Pa.), Boston College, Fordham, Nebraska, South Carolina, Washington, Clemson, NC State, Stony Brook and Georgia Tech. Each chapter is inspired by patients from approximately 7,000 rare diseases (such as ALS, Aplastic Anemia, Castleman's Disease, cystic fibrosis, Ehlers-Danlos, Ewing's Sarcoma, Fanconi Anemia, Kidney Cancer, Leukemia, MS, Neuroblastoma, pediatric brain cancer etc.).

LIONS BRING SMILES TO HERSHEY

- When a football player walks through a door, chances are he will be the strongest and toughest person in the room. But that was not the case in July. Approximately 100 members of the team and head coach James Franklin visited with several of the young patients at the Penn State Hershey Children's Hospital.
- Three bus loads made the two-hour trek across central Pennsylvania for a third consecutive year. After a rousing welcome, the Lions were able to bring smiles to the faces of many young fans as they spread out in smaller groups throughout the hospital.
- "Honestly, [the trip] makes my year," said senior defensive lineman **Evan Schwan**. "I always say, this trip and the Athlete Hour we have at THON are my favorite times of the year. Just seeing the smiles that we can put on these kids faces, even if it just makes them happy for a little bit, because they are going through so much stuff."
- Several groups of players visited with patients in their rooms in various sections of the hospital. Other groups spent time engaging with patients in the Tree House Cafe where they signed autographs, played games and helped with arts and crafts projects.



HISTORIC WIN

RANKING THE WIN OVER NO. 2 OHIO STATE

- Penn State defeated a top-2 team for the first time since winning at No. 1 Notre Dame, 24-21, in 1990.
- Penn State had not beaten a top-2 team at home since beating No. 2 Nebraska, 27-24, in 1982.
- The last and only other time Penn State had defeated a top-2 team when it was unranked was Nov. 7, 1964 when it defeated No. 2 Ohio State in Columbus, 27-0.
- The highest ranked team Penn State had defeated at home when it was unranked was No. 3 Alabama, 34-28, on Oct. 8, 1983.
- The last time Penn State defeated a Top 5 team when it was unranked was two weeks after the Alabama win in 1983, as the Nittany Lions downed No. 5 West Virginia, 41-23, on Oct. 22, 1983.
- PSU had not defeated a Top 5 team since beating No. 4 Arizona in the Pigskin Classic, 41-0, in 1999.
- Penn State beat a ranked opponent for the first time since No. 14 Wisconsin, 31-24, in 2013, and did so at home for the first time since No. 18 Michigan, 43-40, in four overtimes on Oct. 12, 2013.
- It was head coach James Franklin's second win over a ranked opponent and his first with Penn State. He guided Vanderbilt past No. 15 Georgia.

MISCELLANY

- Penn State won when trailing going into the fourth quarter by at least 14 points for the first time since at least 1967. The Nittany Lions trailed Michigan State by 13 points (37-24) in 1993 entering the fourth quarter. Penn State won the game 38-37.
- Penn State committed just one penalty for 5 yards in the win over Ohio State. It was the fewest committed since having one for 10 yards against Minnesota in 2014, and the fewest yards since having one for 5 yards against Alabama in 2010.
- The FWAAs recognized Penn State as its National Team of the Week for the fourth time since the award was started in 2002.
- Three of the four FWAAs honors have been for Penn State wins over Ohio State.

Penn State FWAAs Nat'l Team of the Week Awards

Weekend	Opponent	Score
Oct. 8, 2005	No. 6 Ohio State	W, 17-10
Oct. 25, 2008	No. 9 Ohio State	W, 13-6
Nov. 24, 2012	No. 14 Wisconsin	W, 24-21 (OT)
Oct. 22, 2016	No. 2 Ohio State	W, 24-21

- Then-No. 2 Ohio State was the second Top 5 ranked team Penn State faced this season. The Nittany Lions faced then No. 4/5 Michigan on Sept. 24.
- The last time Penn State faced multiple Top 5 teams was 2006 when it met No. 4 Notre Dame, No. 1 Ohio State and No. 4 Michigan. Prior to 2006, Penn State had not faced multiple Top 5 teams during the regular season since 1983.
- Penn State last won a game with eight or fewer completions in 2003 vs. Temple, when the Nittany Lions defeated the Owls, 23-10, and had only six completions.
- According to overnight Nielsen TV ratings, over 6 million people watched Penn State's thrilling come-from-behind win over then-No. 2 Ohio State on ABC.
- It was the most-watched broadcast television show on broadcast TV during the primetime slot. Viewership peaked at a 5.8 rating from 11:30-11:45 p.m. and garnered a 4.2 overall.

OHIO STATE STREAKS HALTED

- Before the loss to the Nittany Lions, Ohio State had won 78-straight games when leading by 14 in the fourth quarter since 2004.
- Penn State snapped Ohio State's streak of 20 consecutive true road wins under Urban Meyer. Ohio State last lost on the road at Michigan in the 2011 season finale.
- Penn State held Ohio State scoreless in the first quarter, the first time to shut out the Buckeyes in any quarter this season.
- The Nittany Lions held the Buckeyes scoreless in two quarters for the first time since Michigan State last season, which was Ohio State's last loss.

STOP RUSHING

- Over a four-game span Penn State held Purdue, Iowa and Rutgers to less than 50 yards rushing. The Nittany Lions most recently held Rutgers to 39 yards.
- Penn State's defense held Iowa to 30 yards rushing, which was 137.9 yards below the Hawkeyes' season average (167.9 ypg).
- The last time Penn State held a Big Ten team to 30 yards rushing or fewer was Indiana in 2012 (24 yards). It was the fewest rushing yards allowed by Penn State since holding Massachusetts to three yards in 2014.
- The week prior, Penn State held Purdue to 46 yards rushing. The last time that Penn State held two consecutive opponents to 46 yards rushing or fewer was in 2007, when the Nittany Lions held Notre Dame to zero yards rushing and Florida International to (minus-3) yards rushing.
- Previously, Penn State had never held consecutive Big Ten opponents to 50 yards or less of rushing since joining the Big Ten.
- Penn State has held four opponents under 50 yards rushing this season (Temple, 38; Purdue, 46; Iowa 30; Rutgers, 39).
- This is the first time since 2009 (five times) that Penn State's defense has held four opponents under 50 rushing yards in the same season.

REID TAKING AND RETURNING

- CB **John Reid** has two takeaways this season and remains among the leaders in punt returns, averaging 7.7 yards per return to rank third in the Big Ten.
- Against Temple, Reid sealed the Penn State victory with an interception in the final seconds.
- Reid's 59-yard punt return in the first quarter at Pitt was a career long and the longest punt return for the Nittany Lions since Derrick Williams' 63-yard return for a TD at Wisconsin in 2008. It setup Penn State's first touchdown drive of the game.
- Reid also made his second career fumble recovery at Pitt, returning it four yards to the Pitt 11 in the fourth quarter to setup another short Penn State TD drive.

GILLIKIN'S SKY

- True freshman punter **Blake Gillikin** earned starting punting duties and has been a difference maker. He was named to the Ray Guy Award candidate list by the Augusta Sports Council.
- He is averaging 41.8 yards per punt to rank third in the Big Ten.
- **See National Nits on Page 10.**
- Twenty of his 54 punts have been inside the 20, and eight of those inside the 10.
- He had a career-high seven punts against Ohio State, including three inside the 20 and one inside the 10.
- Gillikin has eight punts of 50 yards or more, most recently kicking a 54-yarder against Michigan State.
- His career-long punt of 69 yards at Pitt is tied for the sixteenth-longest of any FBS punter so far this season.
- The 69-yard punt ranks as the second-longest by a Penn State freshman (Anthony Fera, 74, 2010.) It was Penn State's longest punt since Anthony Fera had a 69-yard punt vs. Purdue in 2011.
- Gillikin punted six times in the opener against Kent State with an average of 47.0 yards per punt, including a long of 58 yards.
- Gillikin owns three of the six-longest punts by Penn State freshmen (69 yards, 2nd; 61, 4th; and 58, 6th).
- **See Record Watch on Page 30-31**

- He is the third true freshman starting punter for PSU since 1946, joining Ralph Giacommaro (1979) and **Daniel Pasquariello** (2014).
- His 47.0 game average in the season-opener at Kent State is fourth among freshmen in Penn State history and best among true freshmen.
49.0 (2 punts) - Anthony Fera vs. Michigan, 2010
48.8 (5 punts) - Chris Gulla vs. Akron, 2014
48.7 (6 punts) - Jeremy Kapinos vs. BC, 2003
47.0 (6 punts) - Blake Gillikin vs. Kent State, 2016

AUTOMATIC DAVIS

- K **Tyler Davis** moved into eighth on the single season scoring charts with nine points vs. Michigan State, bringing his total to 113 points.
- His 113 points scored ranks second in the Big Ten and 17th in FBS.
- Davis moved into a tie for fourth place on Penn State's season field goals list with one against Michigan State. With 21 on the season, he is tied with Massimo Manca (1985) and Travis Forney (1999) for the position.
- Davis also moved into a tie for 12th place on Penn State's all-time field goals made list with 29 career field goals.
- Davis leads the Big Ten in field goal percentage (.913) and field goals per game (1.8), and he ranks 11th and eighth in FBS, respectively.
- Davis had a career-high four field goals (32, 34, 40, 32) at Rutgers. His previous high was three field goals set twice, most recently against Minnesota.
- Davis tied his season long with a 40-yard field goal in the second quarter against Rutgers.
- Davis is 29-for-31 in his career on field goal attempts, with both misses being blocks. He has also made all 55 of his PAT attempts.
- Davis is a Lou Groza Award semifinalist, which goes to the nation's top kicker.
- Davis had a then career-high 14 points (8 XP, 2 FG) against Purdue, besting his previous high of 11 set against Minnesota this season.
- Davis had his consecutive field goals streak snapped at 18 when his 39-yard attempt was blocked on the opening drive of the Ohio State game. It was the longest streak in school history and ranks tied for fourth in Big Ten history. Davis was one of five FBS kickers to enter Week 8 perfect on FG attempts this season.
- Davis converted three field goals against Minnesota to match a career high and move his consecutive field goals streak to 17, breaking the school record for consecutive field goals made.
- The mark was previously held by Sam Ficken, who made 15 straight field goals between the 2012 and 2013 seasons.
- Davis forced overtime against Minnesota, kicking a 40-yard field goal with two seconds remaining in regulation. It matched his season long for distance.
- Davis took over starting place kicking duties late last season and went 8-for-8 on field goals.
- Davis did not play a snap of football in high school, as the former high school soccer standout and two-year member of the U.S. Soccer Development Academy was a highly-touted recruit and even named the *Chicago Sun-Times* Player of the Year as a junior. He went on to play at Bradley University, appearing in 12 contests as a freshman in 2013, scoring the game-winning, golden goal in his first career game.

DAVIS NAMED BIG CO-SPECIAL TEAMS POTW

- Following the Rutgers game, junior kicker **Tyler Davis** was named Big Ten Co-Special Teams Player of the Week honors after going 4-for-4 on field goals and 3-for-3 on extra points.
- Despite windy conditions, Davis connected on all four of his field goal attempts (32, 34, 40, 32), setting a career-high, to lead the Nittany Lions past Rutgers.
- With a trio of extra points, he scored a career-high 15 points against the Scarlet Knights.
- Davis also tied his season long with a 40-yard field goal in the second quarter.

TRUE ROAD SWING OVER

- Penn State finished its 2016 road slate with a 3-2 record, bouncing back from early road losses to win its last three road games of the season.
- It marks Penn State's best road record since also going 3-2 in 2012.

SPECIAL TEAMS NOTABLES

- Against Temple, Penn State did not allow any kickoff yards or punt return yards for the first time since Oct. 2, 2010 at Iowa.
- K Joey Julius has three tackles on kickoff returns on the season.



COMEBACKS

- The Nittany Lions trailed by 10 points (24-14) in the third quarter at Indiana, but rallied to outscore the Hoosiers 31-7 over the final 16:09, making the third double-digit comeback of the season for Penn State (10 vs. Minnesota at halftime, 14 vs. Ohio State in 3rd quarter).
- Penn State has not had three double-digit comeback victories in the same season since at least 1970.
- The comeback trend started against Minnesota. Penn State trailed by 10 at halftime (13-3) and rallied to win 29-26 overtime.
- Against Ohio State, Penn State trailed by 14 points entering the fourth quarter, but scored 17 to win.
- PSU won when trailing going into the fourth quarter by 14 points for the first time since at least 1967.
- The Nittany Lions trailed Michigan State by 13 points (37-24) in 1993 entering the fourth quarter. Penn State won the game, 38-37.
- It was the Nittany Lions' biggest comeback win since erasing a 21-7 deficit to defeat Boston College in the 2014 Pinstripe Bowl.
See Historic Win on Page 18.
- It was the biggest comeback win in a Big Ten game and at home since rallying from a 21-0 deficit in the second quarter for a 35-21 win over Northwestern on Nov. 6, 2010.

STEPPING ON TO THE FIELD

- Twenty-eight Nittany Lions have made their collegiate debut this season. Twenty-two were redshirt freshmen and five were true freshmen (Gillikin, McGovern, Sanders, C. Brown, DuMond).
- First-year junior walk-on RB **Irvine Paye** redshirt freshmen LB **Frank DiLeo**, DT **Immanuel Iyke**, WR **Tyler Shoop** and freshman LB **Joe DuMond** made their debuts against Michigan State.
- Sophomore QB **Billy Fessler** made his first career appearance in the fourth quarter against Purdue.
- G **Steven Gonzalez** made his first career start at Rutgers. He is the 18th Nittany Lion to make his first career start this season.
- OT **Chasz Wright** made his first career start at Indiana.
- Redshirt freshmen WR **Juwan Johnson** and DT **Robert Windsor** were first-time starters at Purdue.
- Redshirt freshman S **Ayron Monroe** made his collegiate debut against Minnesota.
- Junior DT **Curtis Cothran** made his first career start against Ohio State.
- Sophomore LB **Koa Farmer** made his first career start at linebacker against Maryland. Freshmen G **Connor McGovern** and LB **Cam Brown** made their first career starts against Minnesota.
- Against Temple, redshirt freshman G **Zach Simpson** made his first appearance. Sophomore DE **Torrence Brown** made his first career start.
- Junior LB **Brandon Smith** made his first career start at Michigan.
- Against Temple, redshirt freshman G **Zach Simpson** made his first appearance. Sophomore DE **Torrence Brown** made his first career start.
- Both sophomores WR **DeAndre Thompkins** and LB **Manny Bowen** made their first career starts at Pitt. Cam Brown made his first career appearance, becoming the fourth true freshman to play for Penn State this season.
- The following six players were first time-starters against Kent State: OG **Ryan Bates**, QB **Trace McSorley**, DE **Evan Schwan**, DT **Kevin Givens**, DT **Parker Cothren**, P **Blake Gillikin**.
- The following 19 players made their first career appearances for Penn State against Kent State: Junior DT **Tyrell Chavis**, G **Ryan Bates**, DE **Ryan Buchholz**, WR **Irvin Charles**, DT **Kevin Givens**, G/C **Steven Gonzalez**, TE/H **Jonathan Holland**, T **Sterling Jenkins**, WR **Juwan Johnson**, S **Jarvis Miller**, DE **Shareef Miller**, DT **Ryan Monk**, RB **Andre Robinson**, QB **Tommy Stevens**, CB **Garrett Taylor**, DT **Robert Windsor**, P **Blake Gillikin**, C/G **Connor McGovern**, RB **Miles Sanders**.

OVERTIME OVER TIME

College football introduced overtime during the bowl season in 1995 and adopted it for regular season games in 1996.

- Since then, Penn State has played 12 overtime games, including six over the 2012-14 seasons. Eight of the 12 overtime tilts have come at home, two in true road games, one in the 2006 Orange Bowl and one in the 2014 Pinstripe Bowl.
- Penn State is 7-5 all-time in overtime games, with a 4-4 record at Beaver Stadium, 1-1 mark in true road games and 2-0 ledger at a neutral site.
- Most recently, Penn State defeated Minnesota, 29-26, on Oct. 1, 2016. After Minnesota kicked a field goal on its first possession, Penn State running back **Saquon Barkley** rushed 25 yards for a touchdown on the Nittany Lions first offensive play.
- It was the sixth overtime game at Beaver Stadium since the start of the 2012 season. Penn State is 4-2 in those games.
- Penn State's first two overtime contests came vs. Iowa in 2000 and 2002 at home. The Nittany Lions dropped their first three contests that went to the extra period, but won five straight overtime contests before falling to Nebraska on Nov. 23, 2013.
- Penn State's all-time overtime games:

Date	Opponent	Score
11/4/00	IOWA (2OT)	L, 23-26
9/28/02	IOWA	L, 35-42
10/12/02	at Michigan	L, 24-27
1/3/06	vs. Florida State (3OT) ¹	W, 26-23
10/7/06	at Minnesota	W, 28-27
11/24/12	WISCONSIN	W, 24-21
10/12/13	MICHIGAN (4OT)	W, 43-40
11/2/13	ILLINOIS	W, 24-17
11/23/13	NEBRASKA	L, 20-23
10/25/14	OHIO STATE (2OT)	L, 24-31
12/27/14	vs. Boston College ²	W, 31-30
10/2/16	MINNESOTA	W, 29-26

¹ - Orange Bowl, ² - Pinstripe Bowl

BOWL HISTORY

Below is a rundown of Penn State's complete bowl history, listing the date, bowl game and score, with opponent for all 46 of its previous postseason competitions.

Jan. 1, 1923 - Rose Bowl	USC 14, Penn State 3
Jan. 1, 1948 - Cotton Bowl	Penn State 13, SMU 13
Dec. 19, 1959 - Liberty Bowl	Penn State 7, Alabama 0
Dec. 17, 1960 - Liberty Bowl	Penn State 41, Oregon 12
Dec. 30, 1961 - Gator Bowl	Penn State 30, Georgia Tech 15
Dec. 29, 1962 - Gator Bowl	Florida 17, Penn State 7
Dec. 30, 1967 - Gator Bowl	Penn State 17, Florida State 17
Jan. 1, 1969 - Orange Bowl	Penn State 15, Kansas 14
Jan. 1, 1970 - Orange Bowl	Penn State 10, Missouri 3
Jan. 1, 1972 - Cotton Bowl	Penn State 30, Texas 6
Dec. 31, 1972 - Sugar Bowl	Oklahoma 14, Penn State 0
Jan. 1, 1974 - Orange Bowl	Penn State 16, LSU 9
Jan. 1, 1975 - Cotton Bowl	Penn State 41, Baylor 20
Dec. 31, 1975 - Sugar Bowl	Alabama 13, Penn State 6
Dec. 27, 1976 - Gator Bowl	Notre Dame 20, Penn State 9
Dec. 25, 1977 - Fiesta Bowl	Penn State 42, Arizona State 30
Jan. 1, 1979 - Sugar Bowl	Alabama 14, Penn State 7
Dec. 22, 1979 - Liberty Bowl	Penn State 9, Tulane 6
Dec. 26, 1980 - Fiesta Bowl	Penn State 31, Ohio State 19
Jan. 1, 1982 - Fiesta Bowl	Penn State 26, USC 10
Jan. 1, 1983 - Sugar Bowl	Penn State 27, Georgia 23
Dec. 26, 1983 - Aloha Bowl	Penn State 13, Washington 10
Jan. 1, 1986 - Orange Bowl	Oklahoma 25, Penn State 10
Jan. 2, 1987 - Fiesta Bowl	Penn State 14, Miami (Fla.) 10
Jan. 1, 1988 - Citrus Bowl	Clemson 35, Penn State 10
Dec. 29, 1989 - Holiday Bowl	Penn State 50, BYU 39
Dec. 28, 1990 - Blockbuster Bowl	Florida State 24, Penn State 17
Jan. 1, 1992 - Fiesta Bowl	Penn State 42, Tennessee 17
Jan. 1, 1993 - Blockbuster Bowl	Stanford 24, Penn State 3
Jan. 1, 1994 - Citrus Bowl	Penn State 31, Tennessee 13
Jan. 2, 1995 - Rose Bowl	Penn State 38, Oregon 20
Jan. 1, 1996 - Outback Bowl	Penn State 43, Auburn 14
Jan. 1, 1997 - Fiesta Bowl	Penn State 38, Texas 15
Jan. 1, 1998 - Citrus Bowl	Florida 21, Penn State 6
Jan. 1, 1999 - Outback Bowl	Penn State 26, Kentucky 14
Dec. 28, 1999 - Alamo Bowl	Penn State 24, Texas A&M 0
Jan. 1, 2003 - Capital One Citrus Bowl	Auburn 13, Penn State 9
Jan. 3, 2006 - Orange Bowl	Penn State 26, Florida State 23 (3 OT)
Jan. 1, 2007 - Outback Bowl	Penn State 20, Tennessee 10
Dec. 29, 2007 - Alamo Bowl	Penn State 24, Texas A&M 17
Jan. 1, 2009 - Rose Bowl	USC 38, Penn State 24
Jan. 1, 2010 - Capital One Citrus Bowl	Penn State 19, LSU 17
Jan. 1, 2011 - Outback Bowl	Florida 37, Penn State 24
Jan. 2, 2012 - TicketCity Bowl	Houston 30, Penn State 14
Dec. 27, 2014 - New Era Pinstripe Bowl	Penn State 31, Boston College 30
Jan. 2, 2016 - TaxSlayer Bowl	Georgia 24, Penn State 17



CLASSROOM SUCCESS

ACADEMIC ALL-DISTRICT

- A trio of Nittany Lions – **Tyler Yazujian**, **Grant Haley** and **Brandon Smith** – were selected to the CoSIDA Academic All-District™ team for their performance in the classroom and on the field. All three student-athletes are now eligible for consideration for the Academic All-America® Team.

CONTINUING ACADEMIC TRADITION

- The Penn State football team continued to excel in the classroom during the 2015 fall semester with a record 56 squad members earning at least a 3.0 grade-point average.
- This marked the fifth consecutive semester (including summer sessions) the Nittany Lions have had more than 50 student-athletes with a 3.0 GPA or better.
- The 56 Lions with a 3.0 GPA or higher surpasses the mark of 55 set by the 2008 fall semester for the most 3.0s in a semester in program history.
- A total of 23 Nittany Lions posted a 3.5 GPA or higher in the fall semester, with 19 earning Dean's List recognition for having 3.5 GPA or higher with 12 credits earned in undergraduate work.
- The Nittany Lion freshmen were impressive in the fall semester with 14 posting a 3.0 or higher.
- Overall, 51 football student-athletes own a 3.0 cumulative GPA or higher after the fall semester, with 21 posting a 3.5 cumulative GPA or higher.
- The fall semester also saw 45 student-athletes improve their cumulative GPA since the 2015 spring semester.
- Additionally, 23 Nittany Lions earned Academic All-Big Ten recognition last fall.

DEGREES ON THE WALL

- Eight Penn State student-athletes have earned their undergraduate degrees already and are now working on graduate degrees.
- They are: G/C **Derek Dowrey** (journalism/telecommunications), G/C **Brian Gaia** (business management/labor and employment relations), S **Malik Golden** (telecommunications/journalism), WR **Cody Hodgens** (exercise science), C **Wendy Laurent** (economics/labor and employment relations), DE **Evan Schwan** (economics), LB **Nyeem Wartman-White** (telecommunications/journalism) and (SN) **Tyler Yazujian** (security and risk analysis).
- Yazujian was named to the CoSIDA Academic All-America second team last season.
- Penn State ranks in a tie for the 13th highest total of graduate students in the country.

Team	Grads
Virginia	15
Pittsburgh	13
Georgia Southern	11
Illinois	11
Northwestern	11
Temple	11
West Virginia	11
Iowa State	10
Middle Tennessee	10
Alabama	9
Kansas	9
Michigan State	9
Penn State	8
Baylor	8
Cincinnati	8
Minnesota	8
Syracuse	8
Arkansas	7
Arizona State	7
East Carolina	7
New Mexico	7

SEASON NOTES

SENIORS HONORED

- Against Michigan State, there were 18 Nittany Lion seniors that took the field in Beaver Stadium for the final time.
- The 2016 seniors have been instrumental in the Nittany Lions earning a 31-19 record the past four years under unprecedented circumstances, with four winning seasons, a third bowl appearance upcoming during their careers. The group also helped lead Penn State to its first top-10 ranking since 2009.
- The 18 players honored on Senior Day included: **Brandon Bell**, **Gordon Bentley**, **Tom Devenney**, **Derek Dowrey**, **Brian Gaia**, **Evan Galimberti**, **Gregg Garrity**, **Malik Golden**, **Chris Gulla**, **Zach Ladonis**, **Wendy Laurent**, **Paris Palmer**, **Irvine Paye**, **Evan Schwan**, **Jordan Smith**, **Von Walker**, **Nyeem Wartman-White** and **Tyler Yazujian**.
- The Nittany Lions have earned victories in 21 of their 27 Senior Day games since 1990.

FEWEST SENIORS

Penn State was once again among schools with the fewest number of senior-eligible players.

- Penn State's current team breaks down to 51 freshmen, 26 sophomores, 28 juniors and 12 seniors.
- However, Penn State is down to nine healthy senior-eligible players, as **Nyeem Wartman-White** was lost for the season due to injury during the Temple game, **Paris Palmer** was lost to injury at Indiana, and **Von Walker** was lost to injury at Rutgers.
- Only Kentucky entered the season with as few as 11.
- The Lions had 13 seniors on last year's team, which ranked as the ninth fewest.

2016 FBS Seniors	Total
Kentucky	11
Penn State	12
Baylor	12
Minnesota	13
Old Dominion	13
Florida	13
Marshall	13
Wake Forest	13
NC State	13
Massachusetts	13
TCU	14
Wisconsin	14
USC	14

HOME SWEET HOME

With a 278-72 all-time record in Beaver Stadium, PSU owns the seventh-best winning percentage (.794) in its current home venue amongst current FBS schools and leads the Big Ten. Only Alabama (.822) and Oklahoma (.809) have higher winning percentages in facilities older than Beaver Stadium.

School	Stadium Name (Opened)	Rec	Win %
1. Houston	TDECU Stadium (2014)	18-3	.857
2. Ga. Southern	Paulson Stadium (1984)	185-36	.837
3. Marshall	Joan C. Edwards Stadium (1991)	151-30	.834
4. Boise State	Albertsons Stadium (1970)	254-53	.827
5. Alabama	Bryant-Denny Stadium (1929)	252-53-3	.823
6. Oklahoma	Gaylord Family-Oklahoma Memorial Stadium (1923)	384-85-15	.809
7. Penn State	Beaver Stadium (1960)	278-72	.794
8. Auburn	Jordan-Hare Stadium (1939)	312-81-7	.789
9. Ohio State	Ohio Stadium (1922)	430-111-20	.784
10. Tennessee	Neyland Stadium (1921)	460-124-17	.780

NITTANY LIONS SWEEP TROPHY GAMES

- Penn State won both of its trophy games this season, claiming the Governors Victory Bell from Minnesota and the Land Grant Trophy from Michigan State.
- It marks the first time since 2009 that Penn State has won both trophies in the same season, as the Nittany Lions had not defeated Michigan State since 2009 and Minnesota since 2010.
- Both trophies were instituted in 1993 when Penn State joined the Big Ten conference.
- Penn State holds a 14-7 record in Land Grant Trophy games and a 9-5 record in Victory Bell games.

TAKING ON THE NEIGHBORS

- For the second consecutive year, Penn State played five FBS teams that are within a 250-mile drive (based on Google Maps from stadium to stadium).
- Penn State went 4-1 against its neighbors this season.
- Prior to the 2015 season, Penn State had not played five FBS teams within the 250-mile radius since 1992, the season prior to joining the Big Ten.
- The only FBS teams Penn State had not played since 2012 within the radius were Pitt and West Virginia. Penn State played the first of a four-game series against Pitt Sept. 10 and the Mountaineers are on Penn State's schedule in 2023 and 2024.
- The last time Penn State did not play any of its nearest neighbors was 2005.
- Since joining the Big Ten in 1993, Penn State is 35-4 against FBS teams within 250 miles.
- All-time, Penn State is 281-111-17 against its current FBS regional foes.
- Penn State will play four nearby teams in each of the next three seasons.
- Penn State faced Pitt and Temple in the same season for the first time since 1997.

Distance	Team	Last Played	Result
139 Miles	Pittsburgh	Sept. 10, 2016	L, 39-42
181 Miles	West Virginia	Oct. 24, 1992	W, 40-26
198 Miles	Temple	Sept. 17, 2016	W, 34-27
198 Miles	Navy	Sept. 15, 2012	W, 34-7
199 Miles	Maryland	Oct. 8, 2016	W, 38-14
204 Miles	Buffalo	Sept. 12, 2015	W, 27-14
205 Miles	Kent State	Sept. 4, 2016	W, 33-13
224 Miles	Rutgers	Sept. 19, 2015	W, 39-0
230 Miles	Syracuse	Aug. 31, 2013	W, 23-17
250 Miles	Army	Oct. 3, 2015	W, 20-14

Bold italics indicates 2016 opponent

HIGH COMBINED SCORING

- The 86 combined points in the Purdue game (62-24) were the second-most for a Penn State Big Ten game. The record is 90 set in a 59-31 win over Michigan State in 1994.
- It is the most combined points for Penn State in a Big Ten road game and the most in a true road game overall since losing at Lehigh, 106-0, in 1889.
- The 86 combined points were the most in a Penn State game since combining for 94 (W, 70-24) with Akron in 1999.
- It marks the second time this season that Penn State has combined for more than 80 points in a game. Penn State and Pitt combined for 81 points (39-42) in September, the most in series history..

SLOWING THE BUCKEYES

- Penn State held Ohio State to a season low 21 points, well below the Buckeyes' average of 49.3 entering the game. The Buckeyes' ground game was held to 168 yards, well below its previous average of 300.5.
- The Nittany Lion defense held Ohio State scoreless in two quarters for the first time since the Michigan State game last season.
- According to ESPN Stats & Info, Ohio State QB J.T. Barrett was sacked or under duress on 44 percent of his dropbacks, the second-most in his career.
- The Nittany Lion defense had a season-high 11.0 tackles for loss. It was also the most TFLs for Penn State since Maryland (11.0) last season.
- The 11.0 tackles for loss were the most yielded by the Buckeyes since giving up 11.0 TFL vs. Alabama on Jan. 1, 2015.
- The 6.0 sacks given up by Ohio State were the most since yielding 7.0 against Virginia Tech on Sept. 6, 2014. Entering the Penn State game, the Buckeyes had only surrendered five sacks all season, but allowed five in the second half alone.



@PennStateFBall



PSUFBall

2016

PSUnvaled.com

GoPSUsports.com

GUARD EARNS RARE RECOGNITION

- Freshman guard **Connor McGovern** was named the Big Ten Freshman of the Week following the 41-14 win over Iowa. He was an anchor on the offensive line that paved the way for 599 yards of total offense.
- McGovern is the first offensive lineman in Penn State history to win a Big Ten weekly award.
- He is just the third offensive lineman to win conference weekly honors, joining Ohio State's Corey Stringer (11/21/94) and Michigan State's Sean Poole (11/13/04), who both won Offensive Player of the Week accolades. Stringer and Poole were both tackles.

PURDUE NOTABLES

- At Purdue, Penn State had five different players (**Saquon Barkley**, **Chris Godwin**, **Andre Robinson**, **Miles Sanders**, **Mark Allen**) score a touchdown in the same game for the first time since the Illinois game last season (Godwin, Geno Lewis, Christian Hackenberg, Barkley, Allen).
- Also at Purdue, the Nittany Lions had six drives of less than 2:00 for the first time since 2002 in a 61-7 win over Michigan State at Beaver Stadium. Penn State had six drives of less than 2:00 against the Spartans

COMING OFF A BYE

- Penn State has a 16-14 record after a bye week since starting Big Ten competition in 1993.
- The Nittany Lions' win over No. 2 Ohio State ended an 0-5 skid following bye weeks and was their first win since 2012.
- Last season, the Nov. 14 bye was the latest first-bye date for the Lions since 1958. They played Michigan following the off week and suffered a 28-16 setback.
- The Nittany Lions had two bye weeks in 2013 and 2014.
- Penn State fell at Michigan (18-13) following its first bye week of 2014, and fell, at home to No. 13 Ohio State, 31-24 in double overtime following its second.
- The Lions fell at Indiana (44-24) on Oct. 5 and at No. 4 Ohio State (63-14) on Oct. 26 during the 2013 season.
- Penn State won at Iowa in 2012 following their only bye week during that season.

BEATING UNBEATENS

- Penn State played four undefeated teams over a stretch of four games (Sept. 24-Oct. 22) and spoiled undefeated seasons in the last three (Minnesota, Maryland and Ohio State).
- Kent State (0-0), Pitt (1-0), Temple (1-1), Michigan (3-0), Minnesota (3-0), Maryland (4-0) and Ohio State (6-0) combined for an 18-1 record prior to playing PSU.
- Penn State dealt Iowa its first road loss of the season.

RARE SCORE

- At 41-14, Penn State had just the sixth scoreboard palindrome in program history in which both teams produced double-digit scores.
- It was the first palindrome in a Penn State game since 32-23 loss a Nebraska in 2012.
- Penn State is 5-1 in palindrome games.

Opponent	Year	Result	Score
Boston U. (Homecoming)	1959	W	21-12
at West Virginia	1974	W	21-12
Tennessee (Citrus Bowl)	1993	W	31-13
Purdue (Homecoming)	1998	W	31-13
at Nebraska	2012	L	23-32
Iowa	2016	W	41-14

NINE GAME BIG TEN SLATE RETURNS

- The 2016 season marked the return of a nine-game Big Ten Conference schedule.
- Penn State and the other members of the East Division hosted five conference home games in 2016 and will continue to do so in even-numbered years, while teams from the West Division will host five conference home games during odd-numbered years.
- As a result of the nine-game conference schedule and the Big Ten's schedule rotation, every student-athlete will have the opportunity to play against every other team in the conference at least once during a four-year period.
- The Big Ten returned to a nine-game conference schedule for all teams for the first time since the 1983 and 1984 seasons.

TEAM CAPTAINS

Seniors **Brandon Bell**, **Brian Gaia** and **Von Walker** were voted team captains for the season by their teammates. Walker is a team captain for the second consecutive year, becoming the eighth two-time captain in program history.

- Bell started 11 games last season and finished third on the team with 12.5 tackles for loss and 5.5 sacks. He also ranked sixth in the Big Ten and 32nd nationally in forced fumbles (3; 0.25 fpg). Bell opened the season on a strong note with seven tackles and a team-high 2.5 TFL against Temple. He had nine tackles in the win over Rutgers and turned in a stellar performance with his second career interception and first career fumble recovery to go along with five tackles and a sack against Michigan. Bell ended the year with a game-high 11 tackles in the TaxSlayer Bowl against Georgia.
 - Gaia was the only offensive lineman to start every game last season. For his final season in the Blue & White, he is moving into the center position. Gaia has blocked for Penn State's record-setting quarterback Christian Hackenberg, as well as Penn State freshman rushing record holder Saquon Barkley. Hackenberg became the first player in program history to throw for 8,000 yards, while Barkley became just the second Penn State freshman rusher to break the 1,000-yard mark. Gaia has started 25 games in the last two seasons since moving from the defensive side of the ball after his redshirt freshman season. Gaia is a three-time Academic All-Big Ten selection.
 - Walker earned a scholarship in April 2015 after two seasons as a walk-on, including a move from running back to linebacker during 2014 spring practice. Walker appeared in 13 games last season and made two starts. He tied for fifth on the team with seven special teams tackles, including a team-best six on punt coverage. Overall, Walker made 10 stops (six solo) with a forced fumble and a blocked kick. He has also excelled in the classroom, earning Academic All-Big Ten honors last year.
- Penn State Two-Time Captains**
 George Linsz (1887, 1888)
 Bob Higgins (1917, 1919)
 Bas Gray (1924, 1925)
 Mike Reid (1968, 1969)
 Steve Smear (1968, 1969)
 Paul Posluszny (2005, 2006)
 Christian Hackenberg (2014, 2015)
Von Walker (2015, 2016)

TRIO NAMED TO PLAYER OF THE YEAR WATCH LISTS

- Sophomore running back **Saquon Barkley** and junior wide receiver **Chris Godwin** were among the candidates for the Maxwell Award for the National Player of the Year, while junior linebacker **Jason Cabinda** was a nominee for the Bednarik Award for the National Defensive Player of the Year.
 - Penn State is tied for the national lead among all colleges and universities with its seven Maxwell Award winners. The Nittany Lions' four Bednarik Award recipients are the most of any school in the nation.
 - The Maxwell Award, named in honor of Robert W. "Tiny" Maxwell, has been given to America's College Player of the Year since 1937. Maxwell's contributions to the game of football were extensive, including time as a player, a sportswriter and an official.
 - The Bednarik Award has been presented to the College Defensive Player of the Year since 1995. Chuck Bednarik, former standout at Penn and with the Philadelphia Eagles, is a member of both the College Football Hall of Fame's Class of '69 and the NFL Hall of Fame's Class of '67.
- See Honors & Awards on Page 10.**

GODWIN ON BILETNIKOFF WATCH LIST

- Junior wide out **Chris Godwin** was named to the Biletnikoff Award preseason watch list by The Tallahassee Quarterback Club (TQC) Foundation, Inc.
 - The Biletnikoff Award annually recognizes the outstanding receiver in college football. Any player, regardless of position (wide receiver, tight end, slot back, and running back) who catches a pass is eligible for the award.
 - Bobby Engram was the inaugural award winner in 1994 and is the only Penn Stater to claim the honor.
- See Honors & Awards on Page 10.**

COACHING STAFF NOTES

NEW FACES & PLACES ON THE SIDELINE

- Head Coach **James Franklin** added offensive coordinator and quarterbacks coach **Joe Moorhead**, offensive line coach **Matt Limegrover** and co-defensive coordinator and safeties coach **Tim Banks** to the coaching staff in the off-season.
- Franklin also made adjustments within the coaching staff. **Brent Pry** moves to associate head coach, defensive coordinator and linebackers coach; cornerbacks coach **Terry Smith** serves as the assistant head coach; **Sean Spencer** remains the defensive line coach and adds the title of run game coordinator; and **Ricky Rahne** takes over as the tight ends coach.
- Moorhead brings 18 years of collegiate coaching experience to Penn State, including the last four as Fordham's head coach.
- Limegrover comes to Happy Valley with 25 years of collegiate coaching experience, including the last five seasons at Minnesota as the offensive coordinator and offensive line coach.
- Banks joins the Nittany Lions after spending the last four seasons at Illinois as the co-defensive coordinator and secondary coach.

FRANKLIN TABBED FOR ALMA MATER'S HALL OF FAME

- Penn State head coach **James Franklin** has been selected to the East Stroudsburg Athletic Hall of Fame as a member of the 2016 class. Franklin was a standout quarterback for the Warriors.
- Franklin and the other members of the class were honored on October 15, 2016 as part of ESU's Homecoming Weekend activities.
- Franklin was a four-year letterman at quarterback and a two-time All-PSAC selection at East Stroudsburg. He set seven school records as a senior to earn team MVP honors and was a Harlon Hill Trophy nominee as the NCAA Division II Player of the Year.
- Among the season records Franklin set were for total offense (3,128 yards), passing yards (2,586) and touchdown passes (19). He graduated having broken or tied 23 school records.

MOORHEAD TABBED FOR ALMA MATER'S HALL OF FAME

- Penn State offensive coordinator and quarterbacks coach **Joe Moorhead** has been selected to the Fordham Athletic Hall of Fame as a member of the 2017 class. Moorhead was a standout quarterback for the Rams and then returned to serve as head coach for four seasons. Moorhead and the other members of the class will be honored on April 22, 2017 at 583 Park, during the Inaugural Fordham Athletics Gala.
- Moorhead was a three-year starting quarterback and team captain as a senior for the Rams. He was a second-team All-Patriot League selection in 1995 after finishing 13th in the FCS in total offense. Moorhead graduated with school season and career records for completions and passing yards.
- Moorhead returned to Fordham as a head coach where he led the Rams to a 38-13 record in four seasons.

PENNSYLVANIA TIES

- The Penn State coaching staff is deeply rooted in Pennsylvania, with half of the 10-man coaching staff originally hailing from the Keystone state.

Central PA

- Defensive Coordinator **Brent Pry** - Altoona

Eastern PA

- Head Coach **James Franklin** - Langhorne

Western PA

- Offensive Line **Matt Limegrover** - Pittsburgh
- Offensive Coordinator **Joe Moorhead** - Pittsburgh
- Cornerbacks **Terry M. Smith** - Aliquippa



NITTANY GREATS

NITTANY LIONS GREATS ON HALL BALLOT

- First-team All-Americans Kerry Collins, D.J. Dozier and Steve Wisniewski have been selected for the national ballot for the National Football Foundation's College Hall of Fame Class of 2017. They have an opportunity to join 18 former Nittany Lion players and five Penn State coaches who have been inducted into the Hall.
- Also on the Hall ballot is former Nittany Lion student-athlete Glenn Killinger, who is among the candidates for the divisional coach Class of 2017. Killinger was inducted into the Hall of Fame as a player in 1966.
- Linebacker Shane Conlan was inducted into the Hall in 2014 and running back Curt Warner was enshrined in the Hall of Fame in 2010. Late head coach Joe Paterno was inducted in 2007. They are Penn State's most recent Hall of Fame inductees. Former Nittany Lion Bill Bowes will be enshrined on Dec. 6, 2016 as a coach for his career at New Hampshire.
- The 2017 College Football Hall of Fame Class will be announced on January 6, 2017 in Tampa, Florida in conjunction with the College Football Playoff. A total of 75 players and six coaches from the Football Bowl Subdivision are on the 2017 ballot.
- Collins helped Penn State earn a 40-9 record from 1991-94 and was instrumental in the Nittany Lions earning a 22-2 overall mark (14-2 conference) during their first two years in the Big Ten. The recipient of the 1994 Maxwell Award as the National Player of the Year, he helped Penn State win three New Year's Day bowl games: the 1992 Fiesta, 1994 Citrus and 1995 Rose Bowls.
- A tailback, Dozier earned first-team All-America honors from the Walter Camp Football Foundation in 1986. Dozier is the only Nittany Lion to lead the team in rushing four consecutive seasons, doing so from 1983-86. He ranks fifth on the school career rushing yardage list with 3,227 yards, scoring 25 touchdowns and averaging 5.2 yards per attempt. Dozier gained 1,002 yards as a freshman and tallied 811 yards and scored 10 touchdowns as a senior and one of the instrumental players on the Nittany Lions' 12-0 squad.
- Wisniewski was a three-year starter at guard who would go on to become an All-Pro lineman in the NFL. He was one of two sophomores to start on the 1986 National Championship team and he opened holes for two first-team All-America running backs, Blair Thomas (1987) and Dozier (1986). He is one of just four Penn State offensive linemen to earn a pair of first-team All-America honors. A 1988 team captain, Wisniewski is one of just two offensive linemen to earn Penn State's team MVP honor since its creation in 1978.

ALL-BIG TEN RETURNERS

- Offensively, running back **Saquon Barkley** was selected to the All-Big Ten second team by the coaches and media in 2015, while wide receiver **Chris Godwin** was a second team pick by the media and third team selection by the coaches. Wide out **DaeSean Hamilton** also garnered All-Big Ten honorable mention accolades from the media.
- Defensively, safety **Marcus Allen**, linebacker **Jason Cabinda** and cornerback **Grant Haley** returned after garnering honorable mention accolades.

FORTY LETTERWINNERS RETURN

- Penn State returned 40 lettermen from last year's TaxSlayer Bowl squad – 19 on defense, 16 on offense, and five on special teams.
- Of the 40, 31 had starting experience – 12 on defense, 14 on offense and five on special teams.
- The Nittany Lions lost the services of 19 lettermen – nine on defense and 10 on offense.

PENN STATE IN 24TH BIG TEN SEASON

After 106 years as an independent in football, Penn State began play in the Big Ten Conference in 1993 and played its 24th season in the conference. The Nittany Lions were Big Ten Champions in 1994, beating Oregon to win the 1995 Rose Bowl, and played USC in the 2009 Rose Bowl.

SIXTEEN STARTERS RETURNING

- The Nittany Lions returned 16 starters – eight on offense, five on defense and three on special teams.
- Fifteen additional Penn Staters had starting experience entering the season – six on offense, seven on defense and two on special teams.
- Among the returning starters are Freshman All-American running back **Saquon Barkley**, All-Big Ten second team selection **Chris Godwin** and All-Big Ten honorable mention choices **Marcus Allen**, **Jason Cabinda**, **Grant Haley** and **DaeSean Hamilton**.

PENN STATE NUMBER CHANGES

Several Nittany Lions are wearing new numbers in 2016, including **Gordon Bentley** (81), **Irvin Charles** (11), **Desi Davis** (38), **Jan Johnson** (36), **Jarvis Miller** (9), **Ryan Monk** (91), **Nick Scott** (4), **Zach Simpson** (64) and **Tommy Stevens** (2).

NITTANY LION POSITION CHANGES

The Penn State players who are playing new positions in 2016 are: **Curtis Cothran** (DE to DT), Koa Farmer (S to LB), **Kevin Givens** (DE to DT), **Nick Scott** (RB to S) and **Johnathan Thomas** (RB to LB).

ANOTHER SELLOUT FOR PENN STATE'S UNRIVALED STUDENT SECTION

- The Penn State Student Section presented by The Apartment Store sold out more than 21,200 tickets, highlighted by the junior and sophomore classes that sold out in less than an hour.
- Student tickets have consistently sold out for four decades, showing the passion and dedication of Penn State students year-in and year-out.
- More than 21,200 student football season tickets were to become part of what ESPN The Magazine called "The Nation's No. 1 Student Section."

1,000 BY GROUND & IN THE AIR

- Wide receiver **Chris Godwin** and running back **Saquon Barkley** combined to accomplish a feat that only two other duos have in program history as they each surpassed the 1,000-yard marks in their respective positions last season.
- The pair is the third Nittany Lion tandem to have 1,000 yards receiving and 1,000 yards rushing in Penn State history, joining Allen Robinson and Zach Zwinak (2012) and Bobby Engram and Ki-Jana Carter (1994).
- Godwin had 69 catches for 1,101 yards, while Barkley rushed 182 times for 1,076 yards.
- Only two teams in the Big Ten (Penn State and Indiana) and 20 squads nationally touted a 1,000-yard receiver and a 1,000-yard rusher in 2015.
- Only seven schools are returning their 1,000-yard rusher and receiver, and Penn State, Virginia Tech and Indiana are the only schools to do it with both underclassmen:

Team	WR	RB
Penn State	Chris Godwin (So.) 1,101 rec.	Saquon Barkley (Fr.) 1,076 rush
Boise State	Thomas Sperbeck 1,412 rec.	Jeremy McNichols 1,337 rush
Indiana	Simmie Cobbs Jr. (So.) 1,035 rec.	Devine Redding (So.) 1,012 rush
N. Illinois	Kenny Golladay 1,129 rec.	Joel Bouagnon 1,285 rush
Virginia Tech	Isaiah Ford (So.) 1,164 rec.	Travon McMillen (Fr.) 1,042 rush
W. Kentucky	Taywan Taylor 1,467 rec.	Anthony Wales 1,091 rush
W. Michigan	Corey Davis 1,436 rec.	Jamauri Bogan 1,051 rush
	Daniel Braverman 1,377 rec.	



OFFENSIVE STARTERS

OPPONENT	LT	LG	C	RG	RT	TE	QB	RB	WR (X)	WR (H)	WR (Z)
KENT STATE	Mahon	Bates	Gaia	Dowrey	Nelson	Gesicki	McSorley	Barkley	Godwin	Hamilton	Blacknall
at Pittsburgh	Mahon	Bates	Gaia	Dowrey	Nelson	Gesicki	McSorley	Barkley	Godwin	Hamilton	Thompkins
TEMPLE	Mahon	Bates	Gaia	Dowrey	Nelson	Gesicki	McSorley	Barkley	Godwin	Hamilton	Thompkins
at Michigan	Mahon	Bates	Gaia	Dowrey	Nelson	Gesicki	McSorley	Barkley	Godwin	Hamilton	Thompkins
MINNESOTA	Mahon	Bates	Gaia	McGovern	Nelson	Gesicki	McSorley	Barkley	Godwin	Hamilton	Thompkins
MARYLAND	Mahon	Bates	Gaia	McGovern	Nelson	Gesicki	McSorley	Barkley	Godwin	Hamilton	Thompkins
OHIO STATE	Palmer	Bates	Gaia	McGovern	Mahon	Gesicki	McSorley	Barkley	Godwin	Hamilton	Thompkins
at Purdue	Palmer	Bates	Gaia	McGovern	Mahon	Gesicki	McSorley	Barkley	Johnson	Godwin	Blacknall
IOWA	Palmer	Bates	Gaia	McGovern	Mahon	Gesicki	McSorley	Barkley	Godwin	Hamilton	Blacknall
at Indiana	Palmer	Bates	Gaia	McGovern	Wright	Gesicki	McSorley	Barkley	Godwin	Hamilton	Blacknall
at Rutgers	Bates	Gonzalez	Gaia	Dowrey	Wright	Gesicki	McSorley	Barkley	Godwin	Hamilton	Blacknall
MICHIGAN STATE	Bates	Dowrey	Gaia	McGovern	Wright	Gesicki	McSorley	Barkley	Godwin	Hamilton	Blacknall

vs. Wisconsin

DEFENSIVE STARTERS

OPPONENT	DE	DT	DT	DE	SLB	MLB	WLB	CB	FS	SS	CB
KENT STATE	Schwan	Givens	Cothren	Sickels	Bell	Cabinda	Wartman-White	Reid	Allen	Golden	Haley
at Pittsburgh	Schwan	Givens	Cothren	Sickels	Bell	Wartman-White	Bowen	Reid	Allen	Golden	Haley
TEMPLE	T. Brown	Givens	Cothren	Sickels	Cooper	Wartman-White	Bowen	Reid	Allen	Golden	Campbell
at Michigan	T. Brown	Givens	Cothren	Sickels	Cooper	B. Smith	Bowen	Reid	Allen	Golden	Campbell
MINNESOTA	Schwan	Givens	Cothren	Sickels	C. Brown	B. Smith	Bowen	Reid	Allen	Apke	Campbell
MARYLAND	Schwan	Givens	Cothren	Sickels	C. Brown	Bowen	Farmer	Reid	Allen	Golden	Haley
OHIO STATE	Schwan	Cothran	Cothren	T. Brown	Bell	Cabinda	Bowen	Reid	Allen	Golden	Haley
at Purdue	Schwan	Cothran	Windsor	T. Brown	Bell	Cabinda	Bowen	Reid	Allen	Golden	Haley
IOWA	Schwan	Cothran	Cothren	Sickels	Bell	Cabinda	Bowen	Reid	Allen	Golden	Haley
at Indiana	Schwan	Cothran	Cothren	Sickels	Bell	Cabinda	Bowen	Reid	Allen	Golden	Haley
at Rutgers	Schwan	Cothran	Cothren	Sickels	Bell	Cabinda	Bowen	Reid	Allen	Golden	Haley
MICHIGAN STATE	Schwan	Cothran	Cothren	Sickels	Bell	Cabinda	Bowen	Reid	Allen	Golden	Haley

vs. Wisconsin

CAREER STARTS

Player	'13	'14	'15	'16	Total
Gaia (G/C)	-	12	13	12	37
Hamilton (WR)	-	13	12	11	36
Marcus Allen (S)	-	7	12	12	31
Bell (LB)	1	10	11	8	30
Mahon (G/T)	-	9	11	9	29
Nelson (T/G)	-	13	8	6	27
Godwin (WR)	-	3	11	12	26
Wartman-White (LB)	8	12	1	3	24
Sickels (DE)	-	-	12	10	22
Cabinda (LB)	-	1	13	7	21
Gesicki (TE/H)	-	1	8	12	21
Haley (CB)	-	-	11	9	20
Barkley (RB)	-	-	6	12	18
Palmer (T)	-	-	11	4	15
Golden (S)	-	-	4	11	15
Reid (CB)	-	-	2	12	14
Dowrey (G)	-	1	5	6	12
Bates (G)	-	-	-	12	12
McSorley (QB)	-	-	-	12	12
Cothren (DT)	-	-	-	11	11
Bowen (LB)	-	-	-	11	11
Blacknall (WR)	-	1	3	6	10

Player	'13	'14	'15	'16	Total
Schwan (DE)	-	-	-	10	10
Laurent (C)	-	3	5	0	8
McGovern (G)	-	-	-	7	7
Givens (DT)	-	-	-	6	6
Thompkins (WR)	-	-	-	6	6
Cothran (DT)	-	-	-	6	6
Campbell (CB)	-	1	-	3	4
T. Brown (DE)	-	-	-	4	4
Walker (LB)	-	1	2	0	3
Polk (WR)	-	-	3	0	3
Cooper (LB)	-	-	1	2	3
Wright (T)	-	-	-	3	3
Apke (S)	-	-	1	1	2
Smith (LB)	-	-	-	2	2
C. Brown (LB)	-	-	-	2	2
Mark Allen (RB)	-	-	1	0	1
Scott (S)	-	-	1	0	1
Farmer (LB)	-	-	-	1	1
Johnson (WR)	-	-	-	1	1
Windsor (DT)	-	-	-	1	1
Gonzalez (G)	-	-	-	1	1

DEPTH CHART

OFFENSE

Wide Receiver (X)

12 Chris Godwin (6-1, 205, Jr./Jr.)
 84 Juwan Johnson (6-4, 213, So./Fr.)
 81 Gordon Bentley (6-0, 198, Sr./Jr.)

Tight End/H-Back

88 Mike Gesicki (6-6, 252, Jr./Jr.)
 89 Tom Pancoast (6-3, 235, Sr./Jr.)
 18 Jonathan Holland (6-4, 245, So./Fr.)

Left Tackle

52 Ryan Bates (6-4, 305, So./Fr.)
 77 Chasz Wright (6-7, 343, Jr./So.)
 76 Sterling Jenkins (6-8, 328, So./Fr.)

Left Guard

57 Steven Gonzalez (6-4, 334, So./Fr.)
 53 Derek Dowrey (6-3, 323, Gr./Sr.)
 55 Wendy Laurent (6-2, 297, Gr./Sr.)

Center

72 Brian Gaia (6-3, 295, Gr./Sr.)
 64 Zach Simpson (6-3, 292, So./Fr.)
 55 Wendy Laurent (6-2, 297, Gr./Sr.)

Right Guard

66 Connor McGovern (6-5, 310, Fr./Fr.)
 55 Wendy Laurent (6-2, 297, Gr./Sr.)
 53 Derek Dowrey (6-3, 323, Gr./Sr.)

Right Tackle

77 Chasz Wright (6-7, 343, Jr./So.)
 75 Brendan Brosnan (6-6, 295, Jr./So.)
 66 Connor McGovern (6-5, 310, Fr./Fr.)

Wide Receiver (H)

5 DaeSean Hamilton (6-1, 205, Sr./Jr.)
 3 DeAndre Thompkins (5-11, 190, Jr./So.)
 19 Gregg Garrity (5-10, 170, Sr./Sr.)

Wide Receiver (Z)

13 Saeed Blacknall (6-3, 212, Jr./Jr.)
 3 DeAndre Thompkins (5-11, 190, Jr./So.)
 11 Irvin Charles (6-4, 219, So./Fr.)

Quarterback

9 Trace McSorley (6-0, 205, Jr./So.)
 2 Tommy Stevens (6-4, 218, So./Fr.)
 7 Jake Zembiec (6-3, 205, Fr./Fr.)

Running Back

26 Saquon Barkley (5-11, 223, So./So.)
 6 Andre Robinson (5-9, 216, So./Fr.)
 8 Mark Allen (5-6, 181, Jr./So.)
 24 Miles Sanders (5-11, 205, Fr./Fr.)

DEFENSE

Defensive End

94 Evan Schwan (6-6, 263, Gr./Sr.)
 19 Torrence Brown (6-3, 257, Jr./So.)
 46 Colin Castagna (6-4, 253, So./So.)

Defensive Tackle

52 Curtis Cothran (6-5, 285, Sr./Jr.)
 93 Antoine White (6-2, 290, Jr./So.)
 30 Kevin Givens (6-1, 275, So./Fr.)

Defensive Tackle

41 Parker Cothren (6-4, 295, Sr./Jr.)
 54 Robert Windsor (6-4, 305, So./Fr.)
 56 Tyrell Chavis (6-3, 298, Jr./Jr.)

Defensive End

90 Garrett Sickels (6-4, 260, Sr./Jr.)
 48 Shareef Miller (6-5, 255, So./Fr.)
 97 Ryan Buchholz (6-6, 270, So./Fr.)

Will Linebacker

11 Brandon Bell (6-1, 233, Sr./Sr.)
 31 Cam Brown (6-5, 215, Fr./Fr.)
 20 Johnathan Thomas (5-11, 220, Jr./So.)

Middle Linebacker

40 Jason Cabinda (6-1, 232, Jr./Jr.)
 47 Brandon Smith (6-0, 228, Sr./Jr.)
 11 Brandon Bell (6-1, 233, Sr./Sr.)

Sam Linebacker

43 Manny Bowen (6-1, 220, So./So.)
 7 Koa Farmer (6-1, 222, Jr./So.)
 11 Brandon Bell (6-1, 233, Sr./Sr.)

Boundary Cornerback

29 John Reid (5-10, 191, So./So.)
 1 Christian Campbell (6-1, 194, Jr./Jr.)
 17 Garrett Taylor (6-0, 193, So./Fr.)

Free Safety

2 Marcus Allen (6-2, 202, Jr./Jr.)
 28 Troy Apke (6-1, 206, Jr./Jr.)
 9 Jarvis Miller (6-2, 205, So./Fr.)

Strong Safety

6 Malik Golden (6-0, 205, Gr./Sr.)
 4 Nick Scott (5-11, 200, Jr./So.)
 23 Ayron Monroe (5-11, 204, So./Fr.)

Field Cornerback

15 Grant Haley (5-9, 185, Jr./Jr.)
 21 Amani Oruwariye (6-1, 201, Jr./So.)
 12 Jordan Smith (5-10, 185, Sr./Sr.)

SPECIAL TEAMS

Punter

93 Blake Gillikin (6-2, 182, Fr./Fr.)
 92 Daniel Pasquariello (6-1, 197, Jr./Jr.)

Kicker

95 Tyler Davis (5-11, 180, Sr./Jr.)
 99 Joey Julius (5-10, 258, Jr./So.)
 90 Alex Barbir (5-9, 195, Fr./Fr.)

Kick Offs

99 Joey Julius (5-10, 258, Jr./So.)
 95 Tyler Davis (5-11, 180, Sr./Jr.)
 90 Alex Barbir (5-9, 195, Fr./Fr.)

Holder

16 Billy Fessler (5-11, 188, Jr./So.)
 93 Blake Gillikin (6-2, 182, Fr./Fr.)

Long Snapper

44 Tyler Yazujian (5-11, 235, 5th/Sr.)
 41 Zach Ladonis (6-2, 236, Sr./Jr.)
 96 Kyle Vasey (6-2, 242, Jr./So.)

Kickoff Returners

24 Miles Sanders (5-11, 205, Fr./Fr.)
 11 Irvin Charles (6-4, 219, So./Fr.)
 4 Nick Scott (5-11, 200, Jr./So.)
 26 Saquon Barkley (5-11, 223, So./So.)

Punt Returners

29 John Reid (5-10, 191, So./So.)
 19 Gregg Garrity (5-10, 170, Sr./Sr.)
 3 DeAndre Thompkins (5-11, 190, Jr./So.)
 8 Mark Allen (5-6, 181, Jr./So.)

PRONUNCIATIONS

Troy Apke Troy App-KEY
 Alex Barbir bar-BEER
 Saquon Barkley SAY-kwon Barkley
 Noah Beh Noah BAY
 Saeed Blacknall SIGH-eed Black-NALL
 Ryan Buchholz Ryan BUCK-holez
 Colin Castagna Colin kuh-stan-yah
 Curtis Cothran Curtis CAW-thren
 Parker Cothren Parker CAW-thren
 Dae'Lun Darien DAY-lawn Darien
 Tom Devenney Tom De-VENN-ee
 Koa Farmer CO-uh Farmer
 Brian Gaia Brian GUY-ah
 Mike Gesicki Mike Guh-sick-E
 Malik Golden Mah-LEEK Golden
 Chris Gulla Chris GOO-la
 DaeSean Hamilton DAY-shawn Hamilton
 Zach Ladonis Zach Lah-DONN-iss
 Wendy Laurent Wendy Lah-RENT
 Brendan Mahon Brendan MANN
 Michal Menet Michael men-NET
 Ayron Monroe AIR-en Monroe
 Amani Oruwariye UH-monn-E O-rue-waar-ee-A
 Daniel Pasquariello Daniel pass-KAH-relo
 Tyler Yazujian Tyler YAZZ-ee-in
 Jake Zembiec Jake ZEM-beck

ASSISTANT COACHES



Brent Pry
 Assoc. Head Coach/
 Def. Coord./LBs
 Field



Joe Moorhead
 Off. Coord./
 Quarterbacks
 Field



Charles Huff
 Special Teams Coord./
 Running Backs
 Field



Tim Banks
 Co-Def. Coord./
 Safeties
 Booth



Josh Gattis
 Asst. Special Teams
 Coord./Wide Receivers
 Field



Matt Limegrover
 Offensive Line
 Field



Ricky Rahne
 Pass Game Coord./
 Tight Ends
 Booth



Terry M. Smith
 Asst. Head Coach/
 Cornerbacks
 Field



Sean Spencer
 Run Game Coord./
 Defensive Line
 Field



@PennStateFBall



PSUFBall

2016

PSUnvalued.com

GoPSUsports.com

NUMERICAL ROSTER

NO.	NAME	POS.	CL./EL.	HT.	WT.	HIGH SCHOOL/COACH	HOMETOWN
1	Campbell, Christian **	CB	Jr./Jr.	6-1	194	Central/Woodrow Lowe	Phenix City, Ala.
2	Allen, Marcus **	S	Jr./Jr.	6-2	202	Dr. Henry A. Wise, Jr./Dalawn Parrish	Upper Marlboro, Md.
2	Stevens, Tommy	QB	So./Fr.	6-4	218	Decatur Central/Justin Dixon	Indianapolis, Ind.
3	Thompkins, DeAndre *	WR	Jr./So.	5-11	190	Swansboro/Tim Laspada	Hubert, N.C.
4	Scott, Nick *	S	Jr./So.	5-11	200	Fairfax/Kevin Simonds	Fairfax, Va.
5	Hamilton, DaeSean **	WR	Sr./Jr.	6-1	205	Mountain View/Lou Sorrentino	Fredericksburg, Va.
5	Wartman-White, Nyeem **	LB	Gr./Sr.	6-1	240	Valley View/George Howanitz	Philadelphia, Pa.
6	Golden, Malik ***	S	Gr./Sr.	6-0	205	Cheshire Academy/Dan O'dea	Hartford, Conn.
6	Robinson, Andre	RB	So./Fr.	5-9	216	Bishop McDevitt/Jeff Weachter	Mechanicsburg, Pa.
7	Farmer, Koa *	LB	Jr./So.	6-1	222	Notre Dame/Kevin Rooney	Lake View Terrace, Calif.
7	Zembiec, Jake	QB	Fr./Fr.	6-3	205	Aquinas Institute/Chris Battaglia	Rochester, N.Y.
8	Allen, Mark *	RB	Jr./So.	5-6	181	DeMatha/Elijah Brooks	Hyattsville, Md.
9	McSorley, Trace	QB	Jr./So.	6-0	205	Briar Woods/Charlie Pierce	Ashburn, Va.
9	Miller, Jarvis	LB	So./Fr.	6-2	205	Windsor Locks/Suffield/East Granby/Jason Qua	Suffield, Conn.
10	Polk, Brandon *	WR	So./So.	5-9	175	Briar Woods/Charlie Pierce	Ashburn, Va.
11	Bell, Brandon ***	LB	Sr./Sr.	6-1	233	Oakcrest/Chuck Smith	Mays Landing, N.J.
11	Charles, Irvin	WR	So./Fr.	6-4	219	Paul VI/John Doherty	Sicklerville, N.J.
12	Godwin, Chris **	WR	Jr./Jr.	6-1	205	Middletown/Mark DelPercio	Middletown, Del.
12	Smith, Jordan *	CB	Sr./Sr.	5-10	185	H.D. Woodson/Greg Fuller	Washington, D.C.
13	Blacknall, Saeed **	WR	Jr./Jr.	6-3	212	Manalapan/Ed Gurrieri	Manalapan, N.J.
14	McPhearson, Zech	CB	Fr./Fr.	5-11	180	Riverdale Baptist School/Caesar Nettles	Columbia, Md.
15	Haley, Grant **	CB	Jr./Jr.	5-9	185	The Lovett School/Mike Muschamp	Atlanta, Ga.
15	Shuster, Michael	QB	Fr./Fr.	6-2	200	Camp Hill/Frank Gay	Camp Hill, Pa.
16	Fessler, Billy	QB	Jr./So.	5-11	188	Erie Cathedral Prep/Mike Mischler	Erie, Pa.
16	Petrishen, John	S	So./Fr.	6-0	209	Pittsburgh Central Catholic/Terry Totten	Lower Burrell, Pa.
17	Taylor, Garrett	CB	So./Fr.	6-0	193	Saint Christopher's/Lance Cllland	Richmond, Va.
18	Holland, Jonathan	TE/H	So./Fr.	6-4	245	The Bullis School/Patrick Cilento	Brandywine, Md.
19	Brown, Torrence *	DE	Jr./So.	6-3	257	Tuscaloosa Academy/Robert Johnson	Tuscaloosa, Ala.
19	Garrity, Gregg	WR	Sr./Sr.	5-10	170	North Allegheny/Art Walker	Pittsburgh, Pa.
20	Thomas, Johnathan	LB	Jr./So.	5-11	220	St. John's Prep/Jim O'Leary	Peabody, Mass.
21	Oruwariye, Amani *	CB	Jr./So.	6-1	201	Gaither/Jason Stokes	Tampa, Fla.
23	Monroe, Ayron	S	So./Fr.	5-11	204	Saint Johns College H.S./Joe Patterson	Largo, Md.
24	Sanders, Miles	RB	Fr./Fr.	5-11	205	Woodland Hills/George Novak	Pittsburgh, Pa.
25	Walker, Von ***	LB	Sr./Sr.	5-11	213	Central Mountain/Vinny Kishbaugh	Mill Hall, Pa.
26	Barkley, Saquon *	RB	So./So.	5-11	223	Whitehall/Brian Gilbert	Coplay, Pa.
27	Johnson, T.J.	CB	Fr./Fr.	6-2	180	Euclid/Jeff Rotsky	Cleveland, Ohio
28	Apke, Troy **	S	Jr./Jr.	6-1	206	Mount Lebanon/Mike Melnyk	Mt. Lebanon, Pa.
29	Reid, John *	CB	So./So.	5-10	191	St. Joseph's Prep/Gabe Infante	Mount Laurel, N.J.
30	Givens, Kevin	DT	So./Fr.	6-1	275	Altoona Area/John Franco	Altoona, Pa.
31	Brown, Cam	LB	Fr./Fr.	6-5	215	Bullis School/Patrick Cilento	Burtonsville, Md.
31	Welde, Christopher	WR	So./So.	5-7	156	Council Rock North/Matt McHugh	Newtown, Pa.
32	Paye, Irvine	RB	Sr./Jr.	5-6	168	West Orange/John Jacob	Orange, N.J.
32	Vallone, Mitchell	S	Jr./Jr.	5-9	192	Elk County Catholic/Travis Skrzypek	Johnsonburg, Pa.
33	Cooper, Jake *	LB	So./So.	6-1	230	Archbishop Wood/Steve Devlin	Doylestown, Pa.
34	Simmons, Shane	DE	Fr./Fr.	6-3	240	DeMatha/Elijah Brooks	Laurel, Md.
36	Johnson, Jan	LB	So./Fr.	6-2	216	Governor Mifflin/Dominic Vecchio	Mohnton, Pa.
36	Shorts, Troy	CB	So./Fr.	5-10	192	Woodbury/AI Mailahn	Sicklerville, N.J.
37	Alston, Kyle	CB	Sr./Jr.	5-9	180	Robbinsville/Jason Gray	Robbinsville, N.J.
37	Gulla, Chris **	K/P	Sr./Jr.	6-1	196	Toms River North/Chip LaBarca	Toms River, N.J.
38	Davis, Desi	CB	Jr./So.	5-11	178	Harrilton/Matthew Bahr	Ardmore, Pa.
39	Di Leo, Frank	LB	So./Fr.	5-9	210	Saint Ignatius College Prep/John O'Connor	Elmhurst, Ill.
39	McPhearson, Josh	WR	Sr./Jr.	5-10	197	Annapolis Area Christian/Ken Lucas	Columbia, Md.
40	Cabinda, Jason **	LB	Jr./Jr.	6-1	232	Hunterdon Central/Matthew Perotti	Flemington, N.J.
40	Eury, Nick	RB	Fr./Fr.	5-9	213	Lake-Lehman/Jerry Gilsky	Shavertown, Pa.
41	Cothren, Parker **	DT	Sr./Jr.	6-4	295	Hazel Green/Matthew Putnam	Huntsville, Ala.
41	Ladonis, Zach *	SN	Jr./Jr.	6-2	236	Berwick Area/George Curry	Nescopeck, Pa.
42	Jordan, Ellison	DT	Fr./Fr.	6-0	285	Gilman School/Biff Poggi	Upper Marlboro, Md.
43	Bowen, Manny *	LB	So./So.	6-1	220	Barneget/Rob Davis	Barneget, N.J.
44	Toney, Shaka	DE	Fr./Fr.	6-3	195	Imhotep Charter/Albie Crosby	Philadelphia, Pa.
44	Yazujian, Tyler **	SN	Sr./Sr.	5-11	235	Spring-Ford/Chad Brubaker	Royersford, Pa.
45	Dumond, Joe	LB	Fr./Fr.	5-10	240	St. Joseph's Prep/Gabe Infante	Philadelphia, Pa.
46	Castagna, Colin	DE	So./So.	6-4	253	Barrington/Joe Sanchez	Barrington, Ill.
47	Blair, Will	S	Fr./Fr.	5-11	209	Hempfield/Ron Zeiber	Lancaster, Pa.
47	Smith, Brandon	LB	Sr./Jr.	6-0	228	Lewisburg/Jeremy Winn	Winfield, Pa.
48	Miller, Shareef	DE	So./Fr.	6-5	255	George Washington/Ronald Cohen	Philadelphia, Pa.
49	Joseph, Daniel	DE	Fr./Fr.	6-3	255	Lake Forest Academy/Robin Bowkett	Brampton, Ontario, Canada
51	Gellerstedt, Alex	T	Fr./Fr.	6-6	297	Dublin Coffman/Mark Crabtree	Dublin, Ohio
51	Vranic, Jason	LB	Jr./Jr.	6-0	217	Erie C.C./Scott Pilkey	Wheatfield, N.Y.
52	Bates, Ryan	G/C	So./Fr.	6-4	305	Archbishop Wood/Steve Devlin	Warrington, Pa.
52	Cothran, Curtis *	DT	Sr./Jr.	6-5	285	Council Rock North/Adam Collachi	Newtown, Pa.



NUMERICAL ROSTER [CONT.]

NO.	NAME	POS.	CL./EL.	HT.	WT.	HIGH SCHOOL/COACH	HOMETOWN
53	Dowrey, Derek ***	G/C	Gr./Sr.	6-3	323	John Handley/Tony Rayburn	Winchester, Va.
54	Windsor, Robert	DT	So./Fr.	6-4	305	Fond Du Lac/Mike Gnewuch	Fond Du Lac, Wis.
55	Laurent, Wendy **	C/G	Gr./Sr.	6-2	297	The Hun School/David Dudeck	Hamilton, N.J.
55	Shelton, Antonio	DT	Fr./Fr.	6-2	290	Westerville-North/Rodger Elander	Westerville, Ohio
56	Chavis, Tyrell	DT	Jr./Jr.	6-3	298	Nassau C.C./Joe Osovet	Richmond, Va.
57	Gonzalez, Steven	G/C	So./Fr.	6-4	334	Union City/Wil Valdez	Union City, N.J.
59	Nelson, Andrew **	T	Sr./Jr.	6-6	306	Hershey/Mark Painter	Hershey, Pa.
60	Beh, Noah *	T	Jr./So.	6-6	300	Scranton Prep/Nick Donato	Moscow, Pa.
62	Menet, Michal	G	Fr./Fr.	6-4	296	Exeter Township Senior/Matt Bauer	Birdsboro, Pa.
64	Simpson, Zach	G	So./Fr.	6-3	292	Holidaysburg Area/Homer DeLatre	Holidaysburg, Pa.
66	McGovern, Connor	C	Fr./Fr.	6-5	310	Lake-Lehman/Jerry Gilsky	Larksville, Pa.
68	Kelly, Hunter	G	Fr./Fr.	6-2	280	Neshaminy/Steve Wilmot	Langhorne, Pa.
69	De Boef, Adam	G/C	Jr./So.	6-5	267	State College Area/Al Wolski	State College, Pa.
70	Mahon, Brendan **	G/C	Sr./Jr.	6-4	320	Randolph/Joe Lusardi	Randolph, N.J.
71	Fries, Will	T	Fr./Fr.	6-6	295	Cranford/Erik Rosenmeier	Cranford, N.J.
72	Gaia, Brian ***	G/C	Gr./Sr.	6-3	295	Gilman School/Biff Poggi	Pasadena, Md.
73	Palmer, Paris *	T	Sr./Sr.	6-7	300	Lackawanna College (Pa.)/Mark Duda	Plymouth, N.C.
75	Brosnan, Brendan	T	Jr./So.	6-6	295	Maine South/Dave Inserra	Park Ridge, Ill.
76	Jenkins, Sterling	T	So./Fr.	6-8	328	Baldwin/Pete Wagner	Pittsburgh, Pa.
77	Wright, Chasz	T/G	Jr./So.	6-7	343	Milford Academy/Bill Chaplick	Woodbridge, Va.
78	Devenney, Tom	C/G	Sr./Jr.	6-1	309	Warwick/Bob Locker	Lititz, Pa.
79	Shuman, Charlie	T	Jr./So.	6-8	290	Pittsford Sutherland/Keith Molinich	Pittsford, N.Y.
80	Dalton, Danny	TE/H	Fr./Fr.	6-4	247	Marshfield/Lou Silva	Marshfield, Mass.
81	Bentley, Gordon	WR	Sr./Jr.	6-0	198	Wissahickon/Jeff Cappa	Blue Bell, Pa.
81	Grampp, Steven	TE/H	Fr./Fr.	6-3	240	East Stroudsburg North/Chuck Daily	East Stroudsburg, Pa.
82	Shoop, Tyler	WR	So./Fr.	5-11	170	Father Ryan/Bruce Lussier	Nashville, Tenn.
83	Bowers, Nick	TE/H	So./Fr.	6-4	264	Kittanning Senior/Frank Fabian	Kittanning, Pa.
84	Johnson, Juwan	WR	So./Fr.	6-4	218	Glassboro/Mark Maccarone	Glassboro, N.J.
85	Lutz, Isaac	WR	Fr./Fr.	5-11	190	Berks Catholic/Rick Keeley	Reading, Pa.
86	Hodgens, Cody	WR	Gr./Jr.	5-7	173	Robinson/Mike DePue	Wesley Chapel, Fla.
87	Darien, Dae'Lun	WR	Fr./Fr.	6-4	195	Dunbar/Lawrence Smith	Baltimore, Md.
88	Gesicki, Mike **	TE/H	Jr./Jr.	6-6	252	Southern Regional/Chuck Donahue	Manahawkin, N.J.
89	Maxwell, Colton	WR	Fr./Fr.	6-0	181	Northampton/Mark Scisly	Northampton, Pa.
89	Pancoast, Tom	TE/H	Sr./Jr.	6-3	235	Unionville/Pat Clark	West Chester, Pa.
90	Barbir, Alex	K	Fr./Fr.	5-9	195	South Forsyth/Jeff Arnette	Cumming, Ga.
90	Sickels, Garrett **	DE	Sr./Jr.	6-4	260	Red Bank Regional/Nick Giglio	Red Bank, N.J.
91	Monk, Ryan	DT	So./Fr.	6-1	290	Dallas/Bob Zaruta	Dallas, Pa.
92	Pasquariello, Daniel **	P	Jr./Jr.	6-1	197	Xavier College HS/	Melbourne, Victoria, Australia
93	Gillikin, Blake	P/K	Fr./Fr.	6-2	182	The Westminster Schools/Gerry Romberg	Smyrna, Ga.
93	White, Antoine *	DT	Jr./So.	6-2	290	Millville/Jason Durham	Millville, N.J.
94	Schwan, Evan **	DE	Gr./Sr.	6-6	263	Central Dauphin/Glen McNamee	Harrisburg, Pa.
95	Davis, Tyler *	K/P	Sr./Jr.	5-11	180	North/--	St. Charles, Ill.
96	Iyke, Immanuel	DT	So./Fr.	6-2	280	Parsippany Hills/Dave Albano	Hackettstown, N.J.
96	Vasey, Kyle	SN	Jr./So.	6-2	242	Wallenpaupack/Mark Watson	Hawley, Pa.
97	Buchholz, Ryan	DE	So./Fr.	6-6	270	Great Valley/Dan Ellis	Malvern, Pa.
97	Cox, Nick	SN	So./Fr.	6-0	234	Jesuit/Matt Thompson	Tampa, Fla.
98	Wombacker, Jordan	K/P	So./Fr.	5-10	172	Hickory/Bill Brest	Hermitage, Pa.
99	Julius, Joey *	K	Jr./So.	5-10	258	Lower Dauphin/Rob Klock	Hummelstown, Pa.
99	Thrift, Brenon	DT	Jr./So.	6-3	290	Lackawanna C.C./Mark Duda	Monroeville, Pa.

* - Letters won

^ - 5th-year senior

ALPHABETICAL ROSTER

NO.	NAME	POS.	CL./EL.	HT.	WT.	HIGH SCHOOL/COACH	HOMETOWN
2	Allen, Marcus **	S	Jr./Jr.	6-2	202	Dr. Henry A. Wise, Jr./Dalawn Parrish	Upper Marlboro, Md.
8	Allen, Mark *	RB	Jr./So.	5-6	181	DeMatha/Elijah Brooks	Hyattsville, Md.
37	Alston, Kyle	CB	Sr./Jr.	5-9	180	Robbinsville/Jason Gray	Robbinsville, N.J.
28	Apke, Troy **	S	Jr./Jr.	6-1	206	Mount Lebanon/Mike Melnyk	Mt. Lebanon, Pa.
90	Barbir, Alex	K	Fr./Fr.	5-9	195	South Forsyth/Jeff Arnette	Cumming, Ga.
26	Barkley, Saquon *	RB	So./So.	5-11	223	Whitehall/Brian Gilbert	Coplay, Pa.
52	Bates, Ryan	G/C	So./Fr.	6-4	305	Archbishop Wood/Steve Devlin	Warrington, Pa.
60	Beh, Noah *	T	Jr./So.	6-6	300	Scranton Prep/Nick Donato	Moscow, Pa.
11	Bell, Brandon ***	LB	Sr./Sr.	6-1	233	Oakcrest/Chuck Smith	Mays Landing, N.J.
81	Bentley, Gordon	WR	Sr./Jr.	6-0	198	Wissahickon/Jeff Cappa	Blue Bell, Pa.
13	Blacknall, Saeed **	WR	Jr./Jr.	6-3	212	Manalapan/Ed Gurrieri	Manalapan, N.J.
47	Blair, Will	S	Fr./Fr.	5-11	209	Hempfield/Ron Zeiber	Lancaster, Pa.
43	Bowen, Manny *	LB	So./So.	6-1	220	Barneget/Rob Davis	Barneget, N.J.
83	Bowers, Nick	TE/H	So./Fr.	6-4	264	Kittanning Senior/Frank Fabian	Kittanning, Pa.
75	Brosnan, Brendan	T	Jr./So.	6-6	295	Maine South/Dave Inserra	Park Ridge, Ill.
31	Brown, Cam	LB	Fr./Fr.	6-5	215	Bullis School/Patrick Cilento	Burtonsville, Md.
19	Brown, Torrence *	DE	Jr./So.	6-3	257	Tuscaloosa Academy/Robert Johnson	Tuscaloosa, Ala.
97	Buchholz, Ryan	DE	So./Fr.	6-6	270	Great Valley/Dan Ellis	Malvern, Pa.
40	Cabinda, Jason **	LB	Jr./Jr.	6-1	232	Hunterdon Central/Matthew Perotti	Flemington, N.J.
1	Campbell, Christian **	CB	Jr./Jr.	6-1	194	Central/Woodrow Lowe	Phenix City, Ala.
46	Castagna, Colin	DE	So./So.	6-4	253	Barrington/Joe Sanchez	Barrington, Ill.
11	Charles, Irvin	WR	So./Fr.	6-4	219	Paul VI/John Doherty	Sicklerville, N.J.
56	Chavis, Tyrell	DT	Jr./Jr.	6-3	298	Nassau C.C./Joe Osovet	Richmond, Va.
33	Cooper, Jake *	LB	So./So.	6-1	230	Archbishop Wood/Steve Devlin	Doylestown, Pa.
52	Cothran, Curtis *	DT	Sr./Jr.	6-5	285	Council Rock North/Adam Collachi	Newtown, Pa.
41	Cothren, Parker **	DT	Sr./Jr.	6-4	295	Hazel Green/Matthew Putnam	Huntsville, Ala.
97	Cox, Nick	SN	So./Fr.	6-0	234	Jesuit/Matt Thompson	Tampa, Fla.
80	Dalton, Danny	TE/H	Fr./Fr.	6-4	247	Marshfield/Lou Silva	Marshfield, Mass.
87	Darien, Dae'Lun	WR	Fr./Fr.	6-4	195	Dunbar/Lawrence Smith	Baltimore, Md.
38	Davis, Desi	CB	Jr./So.	5-11	178	Harrington/Matthew Bahr	Ardmore, Pa.
95	Davis, Tyler *	K/P	Sr./Jr.	5-11	180	North/--	St. Charles, Ill.
69	De Boef, Adam	G/C	Jr./So.	6-5	267	State College Area/AI Wolski	State College, Pa.
78	Devenney, Tom	C/G	Sr./Jr.	6-1	309	Warwick/Bob Locker	Lititz, Pa.
39	Di Leo, Frank	LB	So./Fr.	5-9	210	Saint Ignatius College Prep/John O'Connor	Elmhurst, Ill.
53	Dowrey, Derek ***	G/C	Gr./Sr.	6-3	323	John Handley/Tony Rayburn	Winchester, Va.
45	Dumond, Joe	LB	Fr./Fr.	5-10	240	St. Joseph's Prep/Gabe Infante	Philadelphia, Pa.
40	Eury, Nick	RB	Fr./Fr.	5-9	213	Lake-Lehman/Jerry Gilsky	Shavertown, Pa.
7	Farmer, Koa *	LB	Jr./So.	6-1	222	Notre Dame/Kevin Rooney	Lake View Terrace, Calif.
16	Fessler, Billy	QB	Jr./So.	5-11	188	Erie Cathedral Prep/Mike Mischler	Erie, Pa.
71	Fries, Will	T	Fr./Fr.	6-6	295	Cranford/Erik Rosenmeier	Cranford, N.J.
72	Gaia, Brian ***	G/C	Gr./Sr.	6-3	295	Gilman School/Biff Poggi	Pasadena, Md.
19	Garrity, Gregg	WR	Sr./Sr.	5-10	170	North Allegheny/Art Walker	Pittsburgh, Pa.
51	Gellerstedt, Alex	T	Fr./Fr.	6-6	297	Dublin Coffman/Mark Crabtree	Dublin, Ohio
88	Gesicki, Mike **	TE/H	Jr./Jr.	6-6	252	Southern Regional/Chuck Donahue	Manahawkin, N.J.
93	Gillikin, Blake	P/K	Fr./Fr.	6-2	182	The Westminster Schools/Gerry Romberg	Smyrna, Ga.
30	Givens, Kevin	DT	So./Fr.	6-1	275	Altoona Area/John Franco	Altoona, Pa.
12	Godwin, Chris **	WR	Jr./Jr.	6-1	205	Middletown/Mark DelPercio	Middletown, Del.
6	Golden, Malik ***	S	Gr./Sr.	6-0	205	Cheshire Academy/Dan O'dea	Hartford, Conn.
57	Gonzalez, Steven	G/C	So./Fr.	6-4	334	Union City/Wil Valdez	Union City, N.J.
81	Gramp, Steven	TE/H	Fr./Fr.	6-3	240	East Stroudsburg North/Chuck Daily	East Stroudsburg, Pa.
37	Gulla, Chris **	K/P	Sr./Jr.	6-1	196	Toms River North/Chip LaBarca	Toms River, N.J.
15	Haley, Grant **	CB	Jr./Jr.	5-9	185	The Lovett School/Mike Muschamp	Atlanta, Ga.
5	Hamilton, DaeSean **	WR	Sr./Jr.	6-1	205	Mountain View/Lou Sorrentino	Fredericksburg, Va.
86	Hodgens, Cody	WR	Gr./Jr.	5-7	173	Robinson/Mike DePue	Wesley Chapel, Fla.
18	Holland, Jonathan	TE/H	So./Fr.	6-4	245	The Bullis School/Patrick Cilento	Brandywine, Md.
96	Iyke, Immanuel	DT	So./Fr.	6-2	280	Parsippany Hills/Dave Albano	Hackettstown, N.J.
76	Jenkins, Sterling	T	So./Fr.	6-8	328	Baldwin/Pete Wagner	Pittsburgh, Pa.
36	Johnson, Jan	LB	So./Fr.	6-2	216	Governor Mifflin/Dominic Vecchio	Mohnton, Pa.
84	Johnson, Juwan	WR	So./Fr.	6-4	218	Glassboro/Mark Maccarone	Glassboro, N.J.
27	Johnson, T.J.	CB	Fr./Fr.	6-2	180	Euclid/Jeff Rotsky	Cleveland, Ohio
42	Jordan, Ellison	DT	Fr./Fr.	6-0	285	Gilman School/Biff Poggi	Upper Marlboro, Md.
49	Joseph, Daniel	DE	Fr./Fr.	6-3	255	Lake Forest Academy/Robin Bowkett	Brampton, Ontario, Canada
99	Julius, Joey *	K	Jr./So.	5-10	258	Lower Dauphin/Rob Klock	Hummelstown, Pa.
68	Kelly, Hunter	G	Fr./Fr.	6-2	280	Neshaminy/Steve Wilmot	Langhorne, Pa.
41	Ladonis, Zach *	SN	Sr./Jr.	6-2	236	Berwick Area/George Curry	Nescopeck, Pa.
55	Laurent, Wendy **	C/G	Gr./Sr.	6-2	297	The Hun School/David Dudeck	Hamilton, N.J.
85	Lutz, Isaac	WR	Fr./Fr.	5-11	190	Berks Catholic/Rick Keeley	Reading, Pa.
70	Mahon, Brendan **	G/C	Sr./Jr.	6-4	320	Randolph/Joe Lusardi	Randolph, N.J.
89	Maxwell, Colton	WR	Fr./Fr.	6-0	181	Northampton/Mark Scisly	Northampton, Pa.
66	McGovern, Connor	C	Fr./Fr.	6-5	310	Lake-Lehman/Jerry Gilsky	Larksville, Pa.



ALPHABETICAL ROSTER [CONT.]

NO.	NAME	POS.	CL./EL.	HT.	WT.	HIGH SCHOOL/COACH	HOMETOWN
39	McPhearson, Josh	WR	Sr./Jr.	5-10	197	Annapolis Area Christian/Ken Lucas	Columbia, Md.
14	McPhearson, Zech	CB	Fr./Fr.	5-11	180	Riverdale Baptist School/Caesar Nettles	Columbia, Md.
9	McSorley, Trace	QB	Jr./So.	6-0	205	Briar Woods/Charlie Pierce	Ashburn, Va.
62	Menet, Michal	G	Fr./Fr.	6-4	296	Exeter Township Senior/Matt Bauer	Birdsboro, Pa.
9	Miller, Jarvis	LB	So./Fr.	6-2	205	Windsor Locks/Suffield/East Granby/Jason Qua	Suffield, Conn.
48	Miller, Shareef	DE	So./Fr.	6-5	255	George Washington/Ronald Cohen	Philadelphia, Pa.
91	Monk, Ryan	DT	So./Fr.	6-1	290	Dallas/Bob Zaruta	Dallas, Pa.
23	Monroe, Ayrton	S	So./Fr.	5-11	204	Saint Johns College H.S./Joe Patterson	Largo, Md.
59	Nelson, Andrew **	T	Sr./Jr.	6-6	306	Hershey/Mark Painter	Hershey, Pa.
21	Oruwariye, Amani *	CB	Jr./So.	6-1	201	Gaither/Jason Stokes	Tampa, Fla.
73	Palmer, Paris *	T	Sr./Sr.	6-7	300	Lackawanna College (Pa.)/Mark Duda	Plymouth, N.C.
89	Pancoast, Tom	TE/H	Sr./Jr.	6-3	235	Unionville/Pat Clark	West Chester, Pa.
92	Pasquariello, Daniel **	P	Jr./Jr.	6-1	197	Xavier College HS/	Melbourne, Victoria, Australia
32	Paye, Irvine	RB	Sr./Jr.	5-6	168	West Orange/John Jacob	Orange, N.J.
16	Petrishen, John	S	So./Fr.	6-0	209	Pittsburgh Central Catholic/Terry Totten	Lower Burrell, Pa.
10	Polk, Brandon *	WR	So./So.	5-9	175	Briar Woods/Charlie Pierce	Ashburn, Va.
29	Reid, John *	CB	So./So.	5-10	191	St. Joseph's Prep/Gabe Infante	Mount Laurel, N.J.
6	Robinson, Andre	RB	So./Fr.	5-9	216	Bishop McDevitt/Jeff Weachter	Mechanicsburg, Pa.
24	Sanders, Miles	RB	Fr./Fr.	5-11	205	Woodland Hills/George Novak	Pittsburgh, Pa.
94	Schwan, Evan **	DE	Gr./Sr.	6-6	263	Central Dauphin/Glen McNamee	Harrisburg, Pa.
4	Scott, Nick *	S	Jr./So.	5-11	200	Fairfax/Kevin Simonds	Fairfax, Va.
55	Shelton, Antonio	DT	Fr./Fr.	6-2	290	Westerville-North/Rodger Elander	Westerville, Ohio
82	Shoop, Tyler	WR	So./Fr.	5-11	170	Father Ryan/Bruce Lussier	Nashville, Tenn.
36	Shorts, Troy	CB	So./Fr.	5-10	192	Woodbury/Al Mailahn	Sicklerville, N.J.
79	Shuman, Charlie	T	Jr./So.	6-8	290	Pittsford Sutherland/Keith Molinich	Pittsford, N.Y.
15	Shuster, Michael	QB	Fr./Fr.	6-2	200	Camp Hill/Frank Gay	Camp Hill, Pa.
90	Sickels, Garrett **	DE	Sr./Jr.	6-4	260	Red Bank Regional/Nick Giglio	Red Bank, N.J.
34	Simmons, Shane	DE	Fr./Fr.	6-3	240	DeMatha/Elijah Brooks	Laurel, Md.
64	Simpson, Zach	G	So./Fr.	6-3	292	Holidaysburg Area/Homer DeLattre	Holidaysburg, Pa.
47	Smith, Brandon	LB	Sr./Jr.	6-0	228	Lewisburg/Jeremy Winn	Winfield, Pa.
12	Smith, Jordan *	CB	Sr./Sr.	5-10	185	H.D. Woodson/Greg Fuller	Washington, D.C.
2	Stevens, Tommy	QB	So./Fr.	6-4	218	Decatur Central/Justin Dixon	Indianapolis, Ind.
17	Taylor, Garrett	CB	So./Fr.	6-0	193	Saint Christopher's/Lance Clelland	Richmond, Va.
20	Thomas, Johnathan	LB	Jr./So.	5-11	220	St. John's Prep/Jim O'Leary	Peabody, Mass.
3	Thompkins, DeAndre *	WR	Jr./So.	5-11	190	Swansboro/Tim Laspada	Hubert, N.C.
99	Thrift, Brenon	DT	Jr./So.	6-3	290	Lackawanna C.C./Mark Duda	Monroeville, Pa.
44	Toney, Shaka	DE	Fr./Fr.	6-3	195	Imhotep Charter/Albie Crosby	Philadelphia, Pa.
32	Vallone, Mitchell	S	Jr./Jr.	5-9	192	Elk County Catholic/Travis Skrzypek	Johnsonburg, Pa.
96	Vasey, Kyle	SN	Jr./So.	6-2	242	Wallenpaupack/Mark Watson	Hawley, Pa.
51	Vranic, Jason	LB	Jr./Jr.	6-0	217	Erie C.C./Scott Pilkey	Wheatfield, N.Y.
25	Walker, Von ***	LB	Sr./Sr.	5-11	213	Central Mountain/Vinny Kishbaugh	Mill Hall, Pa.
5	Wartman-White, Nyeem **	LB	Gr./Sr.	6-1	240	Valley View/George Howanitz	Philadelphia, Pa.
31	Welde, Christopher	WR	So./So.	5-7	156	Council Rock North/Matt McHugh	Newtown, Pa.
93	White, Antoine *	DT	Jr./So.	6-2	290	Millville/Jason Durham	Millville, N.J.
54	Windsor, Robert	DT	So./Fr.	6-4	305	Fond Du Lac/Mike Gnewuch	Fond Du Lac, Wis.
98	Wombacker, Jordan	K/P	So./Fr.	5-10	172	Hickory/Bill Brest	Hermitage, Pa.
77	Wright, Chasz	T/G	Jr./So.	6-7	343	Milford Academy/Bill Chaplick	Woodbridge, Va.
44	Yazujian, Tyler **	SN	Sr./Sr.	5-11	235	Spring-Ford/Chad Brubaker	Royersford, Pa.
7	Zembiec, Jake	QB	Fr./Fr.	6-3	205	Aquinas Institute/Chris Battaglia	Rochester, N.Y.

* - Letters won

^ - 5th-year senior

THE LAST TIME...

PENN STATE

100+ Yards Rushing:	167, Saquon Barkley vs. Iowa, 2016
150+ Yards Rushing:	167, Saquon Barkley vs. Iowa, 2016
200+ Yards Rushing:	207, Saquon Barkley at Purdue, 2016
300+ Yards Rushing:	327, Larry Johnson at Indiana, 2002
30-34 Rushing Attempts:	33, Saquon Barkley at Indiana, 2016
35+ Rushing Attempts:	35, Zach Zwinak vs. Nebraska, 2013
Three Touchdowns Rushing:	Saquon Barkley (4) at Pitt, 2016
Four Touchdowns Rushing:	Saquon Barkley at Pitt, 2016
Five Touchdowns Rushing:	Ki-Jana Carter vs. Michigan State, 1994
60+ Yard Run:	81, Saquon Barkley at Purdue, 2016
70+ Yard Run:	81, Saquon Barkley at Purdue, 2016
80+ Yard Run:	81, Saquon Barkley at Purdue, 2016
90+ Yard Run:	92, Bill Belton at Indiana, 2014
Two Players Rush For 100 Yards:	Saquon Barkley (195) & Akeel Lynch (120) vs. Rutgers, 2015
Four Rushing TD in One Quarter:	vs. UMass, 2014 (2nd; Belton (2), Zwinak (2))
300+ Yards Passing:	376, Trace McSorley vs. Michigan State, 2016
350+ Yards Passing:	376, Trace McSorley vs. Michigan State, 2016
400+ Yards Passing:	454, Christian Hackenberg vs. UCF, 2014 #
20-24 Pass Completions:	24, Trace McSorley at Pitt, 2016
25-29 Pass Completions:	25, Christian Hackenberg at Rutgers, 2014
30-34 Pass Completions:	34, Christian Hackenberg vs. Boston College, 2014 %
35+ Pass Completions:	35, Matt McGloin vs. Northwestern, 2012
30-39 Pass Attempts:	33, Trace McSorley at Rutgers, 2016
40-49 Pass Attempts:	41, Trace McSorley vs. Minnesota, 2016
50+ Pass Attempts:	50, Christian Hackenberg vs. Boston College, 2014 %
Four Touchdown Passes:	Trace McSorley vs. Michigan State, 2016
Five Touchdown Passes:	Rashard Casey vs. Louisiana Tech, 2000
Four Interceptions Thrown:	Zack Mills at Boston College, 2004
300+ Yards Total Offense:	389, Trace McSorley (376 P, 13 R) vs. Michigan State, 2016
350+ Yards Total Offense:	389, Trace McSorley (376 P, 13 R) vs. Michigan State, 2016
400+ Yards Total Offense:	408, Trace McSorley (335 P, 73 R) vs. Minnesota, 2016
100+ Yards Receiving:	135, Chris Godwin vs. Michigan State, 2016
150+ Yards Receiving:	173, Geno Lewis & 165, DaeSean Hamilton vs. UCF, 2014 #
200+ Yards Receiving:	216, Deon Butler vs. Northwestern, 2006
Two Players w/ 100 Yards Receiving:	Geno Lewis (109) & DaeSean Hamilton (103) at Rutgers, 2014
Two Players w/ 150 Yards Receiving:	Geno Lewis (173) & DaeSean Hamilton (165)
Back-to-Back 100 Yards Receiving Games:	Chris Godwin, 2015 (103 at Ohio State; 135 vs. Maryland)
Three Straight 100-yard Receiving Games:	Allen Robinson, 2013 (133 vs. Syracuse; 129 vs. Eastern Michigan; 143 vs. UCF)
10+ Receptions:	14, DaeSean Hamilton vs. Ohio State, 2014
50+ Yard Reception:	59, Chris Godwin from Trace McSorley vs. Michigan State, 2016
60+ Yard Reception:	70, DeAndre Thompkins from Trace McSorley vs. Maryland, 2016
70+ Yard Reception:	70, DeAndre Thompkins from Trace McSorley vs. Maryland, 2016
80+ Yard Reception:	80, Irvin Charles from Trace McSorley vs. Minnesota, 2016
Three Touchdowns Receiving:	Allen Robinson vs. Indiana, 2012
Four Touchdowns Receiving:	Bobby Engram vs. Minnesota, 1993
150+ All-Purpose Yards:	211, Saquon Barkley vs. Iowa, 2016
200+ All-Purpose Yards:	211, Saquon Barkley vs. Iowa, 2016
250+ All-Purpose Yards:	277, Saquon Barkley at Purdue, 2016
Five Touchdowns Scored:	5 (4 rushing, 1 receiving) Saquon Barkley at Pitt, 2016
Kickoff Return For Touchdown:	95, Chaz Powell vs. Indiana State, 2011
Rushing, Receiving & Kickoff Return TDs:	Derrick Williams vs. Illinois, 2008
100-Yard Kickoff Return:	100, Chaz Powell vs. Youngstown State, 2010
Punt Return For Touchdown:	63, Derrick Williams at Wisconsin, 2008
80-Yard Punt Return:	81, Bryant Johnson vs. Michigan State, 2002
Zero Punts in a Game:	Purdue, 2013
Multiple Interceptions:	2, Trevor Williams, at Rutgers, 2014
90-Yard Interception Return:	99, Michael Mauti, at Illinois, 2012
Interception Return For Touchdown:	30, Amani Oruwariye vs. Kent State, 2016
Five Interceptions in a Game (Team):	at Rutgers, 2014
Fumble Return For Touchdown:	9, Torrence Brown at Indiana, 2016
Blocked Field Goal:	Marcus Allen vs. Ohio State, 2016
Blocked Field Goal For Touchdown:	60, Grant Haley vs. Ohio State, 2016
Blocked Extra Point:	Parker Cothren at Northwestern, 2015
Blocked Punt:	Juwan Johnson at Rutgers, 2016
Blocked Punt For Touchdown:	Michael Yancich vs. Ohio State, 2012 (Mike Hull block)
Safety:	Devon Still (sack in end zone) at Minnesota, 2010
50-Yard Field Goal:	50, Sam Ficken vs. Temple, 2014
Four Field Goals:	Tyler Davis at Rutgers, 2016
Five Field Goals:	Collin Wagner vs. Temple, 2010

OPPONENT

100+ Yards Rushing:	108, Devine Redding, Indiana, 2016
150+ Yards Rushing:	186, Justin Jackson, Northwestern, 2015
200+ Yards Rushing:	203, BenJarvus Green-Ellis, Indiana, 2003
30-34 Rushing Attempts:	30, Jeremy Langford, Michigan State, 2014
35+ Rushing Attempts:	44, Mike Hart, Michigan, 2007 (OR)
Three Touchdowns Rushing:	Trevor Siemian, Northwestern, 2014
Four Touchdowns Rushing:	Montee Ball, Wisconsin, 2011
50+ Yard Run:	74, Curtis Samuel, Ohio State, 2016
60+ Yard Run:	74, Curtis Samuel, Ohio State, 2016
70+ Yard Run:	74, Curtis Samuel, Ohio State, 2016
Two Players Rush For 100 Yards:	Rodney Smith (104) & Shannon Brooks (100) Minnesota, 2016
300+ Yards Passing:	339, Joel Stave, Wisconsin, 2013
400+ Yards Passing:	454, Cameron Coffman, Indiana, 2012
500+ Yards Passing:	532, Case Keenum, Houston, 2012 (OR) *
25-29 Pass Completions:	28, J.T. Barrett, Ohio State, 2016
30-44 Pass Completions:	34, David Blough, Purdue, 2016
45+ Pass Completions:	45, Case Keenum, Houston, 2012 (OR) *
30-39 Pass Attempts:	34, Wilton Speight, Michigan, 2016
40-49 Pass Attempts:	40, Richard Lagow, Indiana, 2016
50+ Pass Attempts:	50, David Blough, Purdue, 2016
60+ Pass Attempts:	61, Brian Hoyer, Michigan State, 2006
Four Touchdown Passes:	Mark Sanchez, USC, 2009 ^
Four Interceptions Thrown:	P.J. Walker, Temple, 2016
Five Interceptions Thrown:	Gary Nova, Rutgers, 2014
300+ Yards Total Offense:	349, Perry Hills (225 P, 124 R), Maryland, 2015
400+ Yards Total Offense:	437, Cameron Coffman (454 P, -17 R), Indiana, 2012
500+ Yards Total Offense:	542, C. Keenum (532 P, 10 R), Houston, 2012 (OR) *
100+ Yards Receiving:	101, Brian Smith, Minnesota, 2016
150+ Yards Receiving:	228, Patrick Edwards, Houston, 2012 *
200+ Yards Receiving:	228, Patrick Edwards, Houston, 2012 *
10+ Receptions:	11, Mike Dudek, Illinois, 2013
70+ Yard Reception:	75, Jalen Fitzpatrick from P.J. Walker, Temple, 2014
80+ Yard Reception:	80, D. Barnes from K. Hess, Youngstown State, 2010
90+ Yard Reception:	99, Thomas Lewis from John Paci, Indiana, 1993
Three Touchdown Receptions:	Da'Jon McKnight, Minnesota, 2010
Kickoff Return For Touchdown:	96, Solomon Vault, Northwestern, 2015
90-Yard Kickoff Return:	96, Solomon Vault, Northwestern, 2015
100-Yard Kickoff Return:	100, Rashaad Penny, San Diego State, 2015
Punt Return For Touchdown:	75, Venric Mark, Northwestern, 2012
70-Yard Punt Return:	75, Venric Mark, Northwestern, 2012
80-Yard Punt Return:	87, Willie Reid, Florida State, 2006 Orange
Interception Return For Touchdown:	13, Malik McDowell, Michigan State, 2015
Fumble Return For Touchdown:	20, Elcee Refuge, Kent State, 2016
Blocked Punt:	Lorenzo Harrison, Maryland, 2016
Blocked Punt For Touchdown:	27, Larentee McCray, Florida, 2011 \$
Blocked Field Goal:	Josey Jewell, Iowa, 2016
Blocked Extra Point:	Rob Bain (2X), Illinois, 2015
Safety:	Team (snap out of the end zone on punt), Ohio State, 2016
Defensive Extra Point:	99, D.J. Johnson, Iowa, 2002
50-Yard Field Goal:	50, Derek Dimke, Illinois, 2010
Four Field Goals:	Michael Geiger, Michigan State, 2016

^ - Rose Bowl

\$ - Outback Bowl

* - TicketCity Bowl

- Croke Park Classic (Dublin, Ireland)

% - PinStripe Bowl

& - TaxSlayer Bowl

(OR) - Opponent Record



@PennStateFBall



PSUFBall

2016

PSUnvaled.com

GoPSUsports.com

RECORD WATCH

RUSHING YARDAGE, CAREER

1.	3,932	Evan Royster, 2007-10
2.	3,398	Curt Warner, 1979-82
3.	3,320	Tony Hunt, 2003-06
4.	3,301	Blair Thomas, 1985-87, 89
5.	3,256	Curtis Enis, 1995-97
6.	3,227	D.J. Dozier, 1983-86
7.	2,953	Larry Johnson, 1999-2002
8.	2,934	Lydell Mitchell, 1969-71
9.	2,829	Ki-Jana Carter, 1992-94
10.	2,818	Matt Suhey, 1976-79
11.	2,639	John Cappelletti, 1972-73
12.	2,518	Eric McCoo, 1998-2000
13.	2,380	Lenny Moore, 1953-55
14.	2,295	Saquon Barkley, 2015-pres.
15.	2,236	Charlie Pittman, 1967-69

RUSHING YARDAGE, SEASON

1.	2,087	Larry Johnson, 2002
2.	1,567	Lydell Mitchell, 1971
3.	1,539	Ki-Jana Carter, 1994
4.	1,522	John Cappelletti, 1973
5.	1,414	Blair Thomas, 1987
6.	1,386	Tony Hunt, 2006
7.	1,363	Curtis Enis, 1997
8.	1,341	Blair Thomas, 1989
9.	1,329	Rodney Kinlaw, 2007
10.	1,241	Silas Redd, 2011
11.	1,236	Evan Royster, 2008
12.	1,219	Saquon Barkley, 2016
13.	1,210	Curtis Enis, 1996
14.	1,169	Evan Royster, 2009
15.	1,117	John Cappelletti, 1972
16.	1,082	Lenny Moore, 1954
17.	1,076	Saquon Barkley, 2015

100-YARD RUSHING GAMES, CAREER

1.	18	Curt Warner, 1979-82
2.	17	Ki-Jana Carter, 1993-94
	17	Curtis Enis, 1995-97
	17	Blair Thomas, 1986-89
5.	15	Tony Hunt, 2004-06
	15	Lydell Mitchell, 1969-71
	15	Evan Royster, 2007-10
8.	13	John Cappelletti, 1972-73
9.	12	Lenny Moore, 1953-55
10.	11	D.J. Dozier, 1983-86
11.	11	Zach Zwinak, 2012-13
12.	10	Charlie Pittman, 1967-69
13.	9	Eric McCoo, 1998-2000
	9	Saquon Barkley, 2015-pres

200-YARD RUSHING GAMES, CAREER

1.	4	Larry Johnson, 2002
2.	3	John Cappelletti, 1973
3.	2	Lydell Mitchell, 1971
	2	Curt Warner, 1981
	2	Ki-Jana Carter, 1994
	2	Curtis Enis, 1996-97
	2	Eric McCoo, 1997-98
	2	Saquon Barkley, 2016

RUSHING TOUCHDOWNS, CAREER

1.	38	Lydell Mitchell, 1969-71
2.	36	Curtis Enis, 1995-97
3.	34	Ki-Jana Carter, 1992-94
4.	30	Charlie Pittman, 1967-69
5.	29	John Cappelletti, 1972-73
	29	Richie Anderson, 1989-92
	29	Evan Royster, 2007-10
8.	26	Matt Suhey, 1976-79
	26	Larry Johnson, 1999-2002
10.	25	D.J. Dozier, 1983-86
	25	Tony Hunt, 2003-06
12.	24	Franco Harris, 1969-71
	24	Curt Warner, 1979-82
14.	23	Lenny Moore, 1953-55
15.	22	Saquon Barkley, 2015-16
16.	21	Blair Thomas, 1985-89
	21	Zach Zwinak, 2011-14

RUSHING TOUCHDOWNS, SEASON

1.	26	Lydell Mitchell, 1971
2.	23	Ki-Jana Carter, 1994
3.	20	Larry Johnson, 2002
4.	19	Curtis Enis, 1997
5.	18	Richie Anderson, 1992
6.	17	John Cappelletti, 1973
7.	15	Saquon Barkley, 2016
8.	14	Charlie Pittman, 1968
9.	13	Curtis Enis, 1996
	13	Bull McCleary, 1907
	13	Harry Robb, 1917
	13	Curtis Enis, 1996

RUSHING TD BY A SOPHOMORE

1.	15	Saquon Barkley, 2016
2.	13	Bull McCleary, 1907
	13	Harry Robb, 1917
	13	Curtis Enis, 1996
5.	12	Evan Royster, 2008

LONGEST RUSHING PLAYS

1.	92 (Not a TD)	Blair Thomas, vs. Syracuse 1986
	92	Bill Belton at Indiana, 2014
3.	90	Bill Suter at Navy, 1894
4.	87	Bob Campbell vs. Syracuse, 1968
5.	86	Bob Riggle at West Virginia, 1964
6.	84	Chafie Fields vs. Texas, 1997 Fiesta
	84	Larry Johnson, vs. Illinois, 2002
8.	83	Ki-Jana Carter vs. Oregon, 1995 Rose
9.	81	Saquon Barkley at Purdue, 2016
10.	80	8 tied

ALL-PURPOSE YARDS, SEASON

	Total	Rush	Rec.	Ret.	
1.	2,655	2,087	349	219	Larry Johnson, 2002
2.	1,831	133	977	721	O.J. McDuffie, 1992
3.	1,772	1,414	300	58	Blair Thomas, 1987
4.	1,754	1,567	154	33	Lydell Mitchell, 1971
5.	1,743	1,539	123	81	Ki-Jana Carter, 1994
6.	1,645	1,386	259	0	Tony Hunt, 2006
7.	1,607	1,522	69	16	John Cappelletti, 1973
8.	1,578	1,363	215	0	Curtis Enis, 1997
9.	1,563	1,219	327	17	Saquon Barkley, 2016
10.	1,535	1,341	118	76	Blair Thomas, 1989

ALL-PURPOSE YARDS, GAME

	Total	Rush	Rec.	Ret.	
1.	341	256	20	65	C. Warner at Syracuse, 1981
2.	327	327	0	0	L. Johnson at Indiana, 2002
3.	302	115	0	187	H. Wilson vs. Navy, 1923
4.	297	279	0	18	L. Johnson vs. Illinois, 2002
5.	295	88	49	158	B. Campbell at Navy, 1967
6.	289	279	10	0	L. Johnson vs. Michigan St., 2002
7.	282	0	112	170	G. Hayman vs. N.C. State, 1973
	282	132	0	150	S. Pitts vs. Iowa, 1995
9.	280	100	71	109	C. Warner vs. Rutgers, 1979
	280	43	212	25	O.J. McDuffie vs. BC, 1992
11.	278	162	42	74	H. Wilson at Penn, 1923
	278	243	0	35	B. Pollard at Rutgers, 1951
	278	238	26	14	C. Warner at Nebraska, 1981
14.	277	207	77	0	S. Barkley at Purdue, 2016

PASS COMPLETIONS, SEASON

1.	270	Matt McGloin, 2012
	270	Christian Hackenberg, 2014
3.	234	Anthony Morelli, 2007
4.	232	Daryll Clark, 2009
5.	231	Christian Hackenberg, 2013
6.	208	Anthony Morelli, 2006
7.	192	Daryll Clark, 2008
	192	Christian Hackenberg, 2015
9.	193	Wally Richardson, 1995
10.	188	Zack Mills, 2002
11.	184	Trace McSorley, 2016
12.	176	Kerry Collins, 1994
13.	169	Tony Sacca, 1991

PASSING ATTEMPTS, SEASON

1.	484	Christian Hackenberg, 2014
2.	446	Matt McGloin, 2012
3.	402	Anthony Morelli, 2007
4.	392	Christian Hackenberg, 2013
5.	386	Anthony Morelli, 2006
6.	381	Daryll Clark, 2009
7.	359	Christian Hackenberg, 2015
8.	335	Wally Richardson, 1995
9.	333	Zack Mills, 2002
10.	327	Trace McSorley, 2016
11.	321	Daryll Clark, 2008
12.	311	Michael Robinson, 2005

PASSING TOUCHDOWNS, SEASON

1.	24	Daryll Clark, 2009
	24	Matt McGloin, 2012
3.	22	Todd Blackledge, 1982
4.	21	Tony Sacca, 1991
	21	Kerry Collins, 1994
7.	20	Trace McSorley, 2016
	20	Christian Hackenberg, 2013
8.	19	Doug Strang, 1983
	19	Anthony Morelli, 2007
	19	Daryll Clark, 2008
11.	18	Wally Richardson, 1995

PASSING YARDS, SEASON

1.	3,266	Matt McGloin, 2012
2.	3,003	Daryll Clark, 2009
3.	2,977	Christian Hackenberg, 2014
4.	2,976	Trace McSorley, 2016
5.	2,955	Christian Hackenberg, 2013
6.	2,679	Kerry Collins, 1994
7.	2,651	Anthony Morelli, 2007
8.	2,592	Daryll Clark, 2008
9.	2,525	Christian Hackenberg, 2015
10.	2,488	Tony Sacca, 1991

PASSING YARDAGE, GAME

1.	454	Christian Hackenberg vs. UCF, 2014
2.	399	Zack Mills vs. Iowa, 2002
3.	395	Matt McGloin vs. Indiana, 2012
4.	379	Michael Robinson vs. Wisconsin, 2003
5.	376	Trace McSorley vs. Michigan State, 2016
6.	371	Christian Hackenberg vs. Boston Coll., 2014
7.	366	Mike McQueary vs. Pitt, 1997
8.	358	Todd Blackledge at Miami (Fla.), 1981
9.	353	Daryll Clark vs. Akron, 2009
10.	352	Kerry Collins at Michigan State, 1993
11.	341	Daryll Clark vs. Michigan State, 2008
12.	340	Christian Hackenberg at Indiana, 2013
13.	339	Christian Hackenberg at Wisconsin, 2013
14.	335	Trace McSorley vs. Minnesota, 2016
15.	332	Trace McSorley at Pitt, 2016
	332	Trace McSorley at Indiana, 2016

300-YARD PASSING GAMES, CAREER

1.	9	Christian Hackenberg, 2013-15
2.	6	Matt McGloin, 2009-12
3.	4	Kerry Collins, 1991-94
4.	4	Trace McSorley, 2015-pres.
5.	3	Daryll Clark, 2006-09

300-YARD PASSING GAMES, SEASON

1.	4	Matt McGloin, 2012
	4	Christian Hackenberg, 2013
	4	Christian Hackenberg, 2014
	4	Trace McSorley, 2016
5.	2	Kerry Collins, 1994
	2	Daryll Clark, 2009

200-YARD PASSING GAMES, CAREER

1.	21	Christian Hackenberg, 2013-15
2.	18	Matt McGloin, 2009-12
3.	16	Kerry Collins, 1991-94
	16	Zack Mills, 2001-04
5.	14	Daryll Clark, 2006-09
6.	11	Chuck Fusina, 1975-78
	11	Tony Sacca, 1988-91
	11	Anthony Morelli, 2004-07
9.	9	Todd Blackledge, 1980-82
	9	Wally Richardson, 1992, 94-96
	9	Trace McSorley, 2015-pres.
12.	8	Michael Robinson, 2002-05

200-YARD PASSING GAMES, SEASON

1.	11	Matt McGloin, 2012
2.	10	Kerry Collins, 1994
3.	9	Christian Hackenberg, 2013
	9	Trace McSorley, 2016
5.	8	Daryll Clark, 2009
6.	7	Todd Blackledge, 1982
	7	Michael Robinson, 2005
8.	6	Wally Richardson, 1995
	6	Mike McQueary, 1997

LONGEST PASS PLAYS

1.	92	Bob Higgins from Bill Hess at Pitt, 1919
2.	86	Jim Scott from Steve Joachim at Navy, 1971
3.	82	Eric Hamilton from Matt Krizner vs. Pitt, 1986
4.	82	Freddie Scott from Kerry Collins vs. Rutgers, 1994
5.	80	Paul Johnson from Tom Sherman at Maryland, 1967
	80	Dean DiMidio from Doug Strang vs. Alabama, 1983
	80	Staphon Green from Pat Devlin vs. Michigan, 2008
	80	Derek Moyer from Rob Bolden vs. Illinois, 2010
	80	Irvin Charles from Trace McSorley vs. Minnesota, 2016

TOTAL OFFENSE, SEASON

	Total	Rush	Pass	
1.	3,348	372	2,976	Trace McSorley, 2016
2.	3,215	-51	3,266	Matt McGloin, 2012
3.	3,214	211	3,003	Daryll Clark, 2009
4.	3,156	806	2,350	Michael Robinson, 2005
5.	2,887	-68	2,955	Christian Hackenberg, 2013
6.	2,883	-94	2,977	Christian Hackenberg, 2014
8.	2,874	282	2,592	Daryll Clark, 2008
9.	2,660	-19	2,679	Kerry Collins, 1994
9.	2,638	-13	2,651	Anthony Morelli, 2007
10.	2,618	201	2,417	Zack Mills, 2002

TOTAL OFFENSE, GAME

	Total	Rush	Pass	
1.	456	2	454	C. Hackenberg vs. UCF, 2014
2.	418	138	280	Z. Mills vs. Ohio State, 2001
3.	408	73	335	T. McSorley vs. Minnesota, 2016
4.	398	19	379	M. Robinson vs. Wisconsin, 2003
5.	389	-10	399	Z. Mills vs. Iowa, 2002
	389	13	376	T. McSorley vs. Michigan St., 2016



RECORD WATCH

RECEIVING YARDAGE, CAREER

1.	3,026	Bobby Engram, 1991, 93-95
2.	2,771	Deon Butler, 2005-08
3.	2,474	Allen Robinson, 2011-13
4.	2,395	Derek Moye, 2008-11
5.	2,184	Chris Godwin, 2014-pres.
6.	2,015	Jordan Norwood, 2005-08
7.	2,008	Bryant Johnson, 1999-2002
8.	2,006	Kenny Jackson, 1980-83
9.	1,988	O.J. McDuffie, 1988-92
10.	1,894	Joe Jurevicius, 1994-97
11.	1,867	DaeSean Hamilton, 2014-pres.
12.	1,837	Jack Curry, 1965-67
13.	1,825	Terry Smith, 1988-91

RECEIVING YARDAGE, SEASON

1.	1,432	Allen Robinson, 2013
2.	1,101	Chris Godwin, 2015
3.	1,084	Bobby Engram, 1995
4.	1,029	Bobby Engram, 1994
5.	1,013	Allen Robinson, 2012
6.	977	O.J. McDuffie, 1992
7.	973	Freddie Scott, 1994
8.	917	Bryant Johnson, 2002
9.	899	DaeSean Hamilton, 2014
10.	885	Derek Moye, 2010
11.	873	Bobby Engram, 1993
12.	869	Joe Jurevicius, 1996
13.	866	Bryant Johnson, 2001
14.	846	Terry Smith, 1991
15.	817	Joe Jurevicius, 1997
16.	810	Deon Butler, 2008
17.	790	O.J. McDuffie, 1991
18.	785	Derek Moye, 2009
19.	762	Chris Godwin, 2016
20.	751	Geno Lewis, 2014
21.	697	Kenny Jackson, 1982
...	610	Mike Gesicki, 2016

RECEPTIONS, CAREER

1.	179	Deon Butler, 2005-08
2.	177	Allen Robinson, 2011-13
3.	167	Bobby Engram, 1991, 93-95
4.	161	Derrick Williams, 2005-08
5.	158	Jordan Norwood, 2005-08
6.	153	DaeSean Hamilton, 2014-pres.
7.	144	Derek Moye, 2008-11
8.	141	Chris Godwin, 2014-pres.
9.	125	O.J. McDuffie, 1988-92
10.	117	Jack Curry, 1965-67

RECEPTIONS, SEASON

1.	97	Allen Robinson, 2013
2.	82	DaeSean Hamilton, 2014
3.	77	Allen Robinson, 2012
4.	69	Chris Godwin, 2015
5.	63	O.J. McDuffie, 1992
6.	63	Bobby Engram, 1995
7.	55	Terry Smith, 1991
8.	55	Derrick Williams, 2007
9.	55	Geno Lewis, 2014
10.	53	Derek Moye, 2010
11.	52	Bobby Engram, 1994
12.	51	Bryant Johnson, 2002
...	47	Chris Godwin, 2016
...	44	Mike Gesicki, 2016

RECEIVING TOUCHDOWNS, CAREER

1.	31	Bobby Engram, 1991, 93-95
2.	25	Kenny Jackson, 1980-83
3.	22	Deon Butler, 2005-08
4.	18	Derek Moye, 2008-11
5.	17	Allen Robinson, 2011-13
6.	16	O.J. McDuffie, 1988-92
7.	16	Chris Godwin, 2014-pres.
8.	15	Terry Smith, 1988-91
9.	15	Joe Jurevicius, 1994-97
10.	13	Jordan Norwood, 2005-08

RECEIVING TOUCHDOWNS, SEASON

1.	13	Bobby Engram, 1993
2.	11	Bobby Engram, 1995
3.	11	Allen Robinson, 2012
4.	10	Joe Jurevicius, 1997
5.	9	O.J. McDuffie, 1992
6.	9	Freddie Scott, 1994
7.	9	Deon Butler, 2005
8.	9	Chris Godwin, 2016
9.	8	Terry Smith, 1991
10.	8	Derek Moye, 2010

SCORING, SEASON

	Points	TD	PAT	FG	
1.	174	29	0	0	Lydell Mitchell, 1971
2.	140	23	**0	0	Larry Johnson, 2002
3.	138	23	0	0	Ki-Jana Carter, 1994
4.	122	20	**0	0	Curtis Enis, 1997
5.	120	0	60	20	Kevin Kelly, 2008
6.	119	11	—	—	Pete Mauthe, 1909
7.	116	19	*0	0	Richie Anderson, 1992
8.	113	0	50	21	Tyler Davis, 2016
9.	110	1	44	20	Kevin Kelly, 2007
10.	107	0	44	21	Travis Fomey, 1999
11.	102	17	0	0	John Cappelletti, 1973
12.	102	17	0	0	Saquon Barkley, 2016
13.	100	0	28	24	Sam Ficken, 2014
14.	99	0	*49	16	Kevin Kelly, 2005
15.	97	0	31	22	Matt Bahr, 1978
16.	96	0	30	22	Kevin Kelly, 2006

FIELD GOALS, CAREER

	FG	FGA	Pct.	
1.	78	107	72.9	Kevin Kelly, 2005-08
2.	54	75	72	Sam Ficken, 2011-14
3.	50	80	62.5	Craig Fayak, 1990-93
4.	47	63	74.6	Travis Fomey, 1996-99
5.	45	61	73.7	Brett Conway, 1993-96
6.	40	59	67.6	Massimo Manca, 1982, 84-86
7.	39	61	63.9	Matt Bahr, 1976-78
8.	39	61	63.9	Robbie Gould, 2001-04
9.	38	49	77.6	Nick Gancitano, 1981-84
10.	36	48	75	Collin Wagner, 2007-10
11.	35	63	55.6	Chris Bahr, 1973-75
12.	29	41	70.7	Herb Menhardt, 1978-80
13.	29	31	93.5	Tyler Davis, 2015-pres.
14.	27	42	64.3	Ray Tarasi, 1986-89

FIELD GOALS, SEASON

	FG	FGA	Pct.	
1.	24	29	82.8	Sam Ficken, 2014
2.	22	27	81.5	Matt Bahr, 1978
3.	22	34	64.7	Kevin Kelly, 2006
4.	21	26	80.8	Massimo Manca, 1985
5.	21	26	80.8	Travis Fomey, 1999
6.	21	23	91.3	Tyler Davis, 2016
7.	20	29	68.9	Travis Fomey, 1998
8.	20	26	76.9	Kevin Kelly, 2007
9.	20	24	83.3	Kevin Kelly, 2008
10.	20	25	80	Collin Wagner, 2010
11.	19	23	82.6	Ray Tarasi, 1989

LONGEST PUNTS BY FRESHMEN

1.	74	Anthony Fera vs. Iowa, 2010
2.	69	Blake Gillikin at Pitt, 2016
3.	63	Daniel Pasquariello vs. Michigan State, 2014
4.	61	Blake Gillikin at Michigan, 2016
5.	59	Jeremy Kapinos vs. Boston College, 2003
6.	58	Blake Gillikin vs. Kent State, 2016
7.	58	Jeremy Kapinos at Purdue, 2003

LONGEST PUNTS

1.	89	Coop French at Iowa, 1930
2.	78	Jeremy Kapinos at Ohio State, 2004
3.	76	Chris Clauss vs. Rutgers, 1987
4.	74	Anthony Fera at Iowa, 2010
5.	73	Milt Plum at Ohio State, 1956
6.	71	Joe Colone at Syracuse, 1946
7.	71	John Bruno Jr. vs. Boston College, 1985
8.	70	Coop French at Iowa, 1930
9.	70	Joe Colone at Syracuse, 1946
10.	70	Jeremy Kapinos vs. Purdue, 2004
11.	70	Jeremy Boone at Illinois, 2007
12.	69	Bob Parsons at Colorado, 1970
13.	69	Anthony Fera vs. Purdue, 2011
14.	69	Blake Gillikin at Pitt, 2016



GAME 1

KENT STATE 13



vs.



33 PENN STATE

BEAVER STADIUM
BTN

SEPT. 3, 2016
ATTN: 94,378



GAME RECAPS

UNIVERSITY PARK, Pa. - The Penn State defense shut down Kent State in the second half, led by six sacks and an Amani Oruwariye interception return for a touchdown, as the Nittany Lions defeated the Golden Flashes in its 2016 season opener, 33-13, in Beaver Stadium.

Penn State held a 16-13 lead at the half, but Oruwariye's 30-yard pick-six set the tone for the final two quarters, as the Nittany Lion defense held Kent State to just 118 yards the rest of the way. Linebacker Brandon Bell added an interception in Penn State territory, and seven different Lions combined for seven sacks for the game - the most by Penn State in a single game since the Northwestern game in 2011.

Sophomore quarterback Trace McSorley enjoyed a successful first career start at the helm of Penn State's new-look offense. He threw touchdown passes to DaeSean Hamilton and Mike Gesicki, connecting on 16-of-31 pass attempts for 209 yards, while also adding 47 yards on the ground. Classmate Saquon Barkley led the rushing attack, totaling 105 yards on 22 carries with one touchdown.

Penn State improves to 107-21-2 in season openers and has won 13 of its last 15. Six Nittany Lions made their first career starts (OG Ryan Bates, QB Trace McSorley, DE Evan Schwan, DT Kevin Givens, DT Parker Cothren, P Blake Gillikin), while 19 played in their first collegiate game for Penn State.

Turning Point

After a back-and-forth first half, Oruwariye's interception return for a touchdown - Penn State's first since 2014 - gave the Nittany Lions their first two-score lead of the game.

Difference Makers

Penn State

- Defense - Limited Kent State's three quarterbacks to 129 yards passing and 14 completions on 28 attempts with two interceptions. Seven different Kent State rushers were limited to 150 yards on 41 attempts. The Nittany Lions did not allow a touchdown on defense against Kent State for at least the fourth consecutive game.
- QB Trace McSorley - McSorley completed 16-of-31 pass attempts for 209 yards (both career highs) and two touchdowns in his first start. He connected on a career-long pass of 43 yards to DeAndre Thompkins and was sacked just once. McSorley also added 47 yards rushing on 14 carries - the most by a Penn State quarterback in a game since Kevin Newsome had 49 yards rushing against Eastern Illinois in 2009.
- RB Saquon Barkley - Rushed for 105 yards and a touchdown on 22 carries and also caught one pass

for 17 yards. It was his sixth career 100-yard rushing game.

- WR Chris Godwin - Godwin continued his consistent play catching seven passes for 67 yards. He has caught at least four passes in 13 of his last 16 games, and at least six in five of his last six games.
- TE Mike Gesicki - Gesicki enjoyed a career day, matching his career high of three receptions while totaling a career-best 42 yards receiving and making his second career touchdown reception.
- CB Amani Oruwariye - Returned an interception 30-yards for a touchdown and made two tackles. The interception and touchdown were career firsts.
- LB Brandon Bell - Second on the team with eight tackles and made an interception at the Penn State 13 at the end of the third quarter.
- DE Shareef Miller - Had 2.0 sacks and five tackles in first career game.
- S Marcus Allen - Forced the third fumble of his career and recovered the second of his career in the second quarter, leading to a Barkley touchdown.

Kent State

- S Nate Holley - Made a game-high 17 tackles.
- DE Terrance Waugh - Stripped McSorley of the ball in the second quarter, leading to a fumble recovery for a touchdown. Also made seven tackles.

Key Drives

PENN STATE 1st Qtr, 5:19-1:56 - TOUCHDOWN

The Nittany Lions answered a Kent State field goal with a touchdown drive after taking over at their own 21. Barkley and McSorley picked up a first down on the ground, and then McSorley found Godwin along the sidelines for a 26-yard pick-up to the Kent State 41. Back-to-back rushes by Barkley netted 13 more yards and another first down. McSorley then found Godwin for seven and rushed for nine more himself to reach the Kent State 12. Barkley rushed to the four and then McSorley connected with Hamilton in the end zone on a slant over the middle for a touchdown.

PENN STATE 2nd Qtr, 8:43-8:02 - TOUCHDOWN

After Marcus Allen forced and recovered a fumble in Kent territory, Barkley rushed for six yards and then scampered down the right sideline, diving inside the pylon to complete a 7-yard touchdown run for a 13-6 lead.

The Rest

Kent State tied the game midway through the second quarter with a fumble recovery to a touchdown, but a pair of Tyler Davis field goals, Oruwariye's pick six and Gesicki's touchdown iced the win.

SCORING SUMMARY

	1	2	3	4	OT	F
KSU	3	10	0	0	-	13
PSU	6	10	10	7	-	33

1st	5:25	KSU	11-64/4:31/3-0
		Shane Hynes 26 yd field goal	
	1:56	PSU	9-79/3:23/3-6
		DaeSean Hamilton 4 yd pass from McSorley (PAT rush fail)	
2nd	11:33	KSU	10-49/5:23/6-6
		Shane Hynes 43 yd field goal	
	8:02	PSU	2-13/0:41/6-13
		Saquon Barkley 7 yd rush (Davis kick)	
	6:12	KSU	13-13
		Eloee Refuge 20 yd fumble recovery (Hynes kick)	
	1:47	PSU	12-49/4:18/13-16
		Tyler Davis 29 yd field goal	
3rd	14:05	PSU	13-23
		Amani Oruwariye 30 yd INT return (Davis kick)	
	4:22	PSU	8-49/2:39/13-26
		Tyler Davis 28 yd field goal	
4th	1:53	PSU	8-67/2:38/13-33
		Mike Gesicki 30 yd pass from McSorley (Davis kick)	

TEAM STATS

	KSU	PSU
First Downs	16	19
Rushing Yards	150	145
Passing Yards	129	209
Passing (C-A-Int)	14-28-2	16-31-0
Total Offense	279	354
Plays	69	69
Fumbles (#-Lost)	2-1	2-1
Penalties (#-Yards)	6-47	5-55
Possession Time	32:56	27:04
3rd-Down Conv.	5-17	5-14
Red-Zone	2-3	4-5
Touchdowns	0	2
Field goals	2	2

OTHER

Time of Game	3:27
Kent State	0-1, 0-0 MAC
Penn State	1-0, 0-0 B1G

INDIVIDUAL STATISTICS

RUSHING

Kent State-Rankin, Justin 13-82; Price, Kavious 2-31; Mitchell, Mylik 10-27; Agner, Justin 12-7; Matthews, Will 2-6; Holley, Nick 1-4; Bollas, George 1-minus 7.
Penn State-Barkley, Saquon 22-105; McSorley, Trace 14-47; Robinson, Andre 1-minus 2; TEAM 1-minus 5.

PASSING

Kent State-Agner, Justin 8-15-2-64; Mitchell, Mylik 6-12-0-65; Bollas, George 0-1-0-0.
Penn State-McSorley, Trace 16-31-0-209.

RECEIVING

Kent State-Holley, Nick 4-45; James, Raekwon 2-44; Rankin, Justin 2-15; White, Kris 1-12; Washington, Myles 1-9; Fackler, Brice 1-7; Calhoun, Ernest 1-4; Harrell, Trey 1-minus 3; Price, Kavious 1-minus 4.
Penn State-Godwin, Chris 7-67; Gesicki, Mike 3-49; Blacknall, Saeed 2-24; Hamilton, DaeSean 2-9; Thompkins, DeAndre 1-43; Barkley, Saquon 1-17.

TOP TACKLERS (T-UA-A)

Kent State-Holley, Nate 17-5-12; McRae, Juantez 8-4-4; Waugh, Terence 7-4-3; Monday, Demetrious 6-6-0; Cuthbert, Nick 6-2-4
Penn State-Cabinda, Jason 11-5-6; Bell, Brandon 8-3-5; Sickels, Garrett 6-1-5; Miller, Shareef 5-4-1; Allen, Marcus 5-2-3; Wartman-White, Nyeem 5-1-4; White, Antoine 5-1-4.



@PennStateFBall



PSUFBall

2016

PSUnrivalled.com

GoPSUsports.com

GAME 2

PENN STATE 39



42 PITT

HEINZ FIELD
ESPN

SEPT. 10, 2016
ATTN: 69,983



GAME RECAPS

PITTSBURGH - A 332-yard passing day for quarterback Trace McSorley and five total touchdowns by running back Saquon Barkley wasn't enough to overcome the strong rushing attack of Pitt in a 42-39 setback for the Nittany Lions in Heinz Field. The 69,983 in attendance marked the largest crowd ever at a city of Pittsburgh sporting event.

Barkley scored a career high five touchdowns and totaled 147 all-purpose yards, but the Pitt rushing attack, led by 117 yards from James Connor, was too much to overcome. Barkley's five touchdowns including four of the rushing variety, accounted for 30 points in the game. The 30 points rank tied for No. 4 in school history and is the first 30-point game for Penn State since Ki-Jana Carter had 30 points against Michigan State on Nov. 26, 1994. He is the first Big Ten player since Wisconsin's Melvin Gordon scored 30 points vs. Bowling Green in 2014.

The 81 points scored were the most combined points in the history of the 97-game Penn State-Pitt series.

Turning Point

Pitt led by as many as 21 points in the first half, but the game was in the hands of the Penn State offense trailing by three points with 3:56 remaining. After driving to the Pitt 32, McSorley's pass was intercepted in the end zone by Ryan Lewis and Pitt was able to kneel out the clock for the win.

Difference Makers

Penn State

- RB Saquon Barkley - Toted the ball 20 times for 85 yards, caught two passes for 45 yards and returned one kickoff for 17 yards to total 147 all-purpose yards. Netted five total touchdowns - four rushing - to become the first Big Ten player since 2014 (Melvin Gordon, vs. Bowling Green) to account for 30 points in a game. Is the first Nittany Lion with 30 points since Ki-Jana Carter (1994, vs. Michigan State) and his total is tied for No. 4 in single game scoring at Penn State.
- QB Trace McSorley - Set career-highs for completions (24), attempts (35) and passing yards (332). The 332 passing yards are No. 13 on the Penn State single season charts and mark his first career 300-yard passing game.
- WR DaeSean Hamilton - Brought in eight passes for 82 yards and caught a two-point conversion from McSorley in the fourth quarter.
- WR DeAndre Thompkins - Entered the season with three career grabs for 33 yards and made three catches for 87 yards vs. the Panthers. Now has four catches for 130 yards through two games in 2016.
- LB Nyeem Wartman-White - Posted nine tackles, including a career-high 3.0 tackles-for-loss. Of his nine

hits, seven were of the solo variety.

- DE Torrence Brown - A career-high six tackles and 2.0 tackles-for-loss were not enough for Brown vs. Pitt, as he added his first career forced fumble against the Panthers.
- CB John Reid - Recovered his second career fumble and added a career-high-tying five stops. Also returned four punts for 61 yards - including a career-long 59 yard scamper.

Pitt

- RB James Connor - Gained 117 yards on 22 carries and added a team-high-tying four catches for 29 yards, scoring one on the ground and once through the air.
- Pitt Rushing Attack - The Panthers watched as eight different players rushed the ball, with seven of them averaging more than 4.0 yards per carry.
- QB Nathan Peterman - Did work on the ground and through the air, compiling 91 yards passing and 52 yards rushing, while not getting sacked in the game. Completed 11-of-15 passes and threw three scoring strikes.
- WR Quadree Henderson - Henderson was effective through the air and on the ground, catching three passes for a team-high 47 yards, returning two kickoffs for 96 yards - including an 84-yarder that set up the eventual winning score - and rushing for 58 yards.

Key Drives

PENN STATE, 4th Qtr, 6:30-5:00 - TOUCHDOWN

Starting near midfield, Penn State drove it down to the Pitt two yard line, in large part on the arm of McSorley. A 27 yard completion to Juwan Johnson kick started the drive and a 19-yard connection with Hamilton pushed the Nittany Lions just three yards from paydirt. Barkley capitalized on the short yardage, needing two carries for his fourth rushing score of the game. Down four points after the touchdown, Penn State went for the two-point conversion, and McSorley found Hamilton on a scramble to make it a three-point game.

PENN STATE, 4th Qtr, 3:56-1:15 - INTERCEPTION

Penn State took the field with 3:56 to play and a chance to tie the game or take the lead for the first time. A Barkley rush for 11 yards started the drive and two plays later it looked as if McSorley had Hamilton down the home sideline for a score, but the ball fell to the turf. After a Pitt sack made it 4th-and-16, McSorley found Thompkins across the middle for a 34-yard gain to move the Nittany Lions to the Pitt 32. After a Barkley rush for one yard, McSorley looked towards the end zone, but his pass - intended for Irvin Charles - was intercepted by Ryan Lewis. Pitt knelled three times to run out the clock on the ensuing drive.

SCORING SUMMARY

	1	2	3	4	OT	F
PSU	7	7	7	18	-	39
PITT	14	14	7	7	-	42

1st	8:03	Pitt	10-99/4:43/0-7
		George Aston 1 yd run (Blewitt kick)	
	7:16	Pitt	2-12/0:38/0-14
		Quadree Henderson 7 yd pass from Peterman (Blewitt kick)	
	2:42	PSU	1-15/0:09/7-14
		Saquon Barkley 3 yd run (Davis kick)	
2nd	13:38	Pitt	9-74/4:04/7-21
		Scott Orndoff 2 yd pass from Peterman (Blewitt kick)	
	11:54	Pitt	3-30/1:07/7-28
		George Aston 3 yd run (Blewitt kick)	
	0:42	PSU	8-83/2:35/14-28
		Saquon Barkley 1 yd run (Davis kick)	
3rd	11:54	PSU	2-46/0:39/21-28
		Saquon Barkley 40 yd pass from McSorley (Davis kick)	
	7:24	Pitt	11-75/4:30/21-35
		James Connor 1 yd run (Blewitt kick)	
4th	13:42	PSU	7-68/2:04/28-35
		Saquon Barkley 1 yd run (Davis kick)	
	12:04	PSU	4-9/1:31/31-35
		Tyler Davis 38 yd field goal	
	10:24	Pitt	3-10/1:40/31-42
		James Connor 12 yd pass from Peterman (Blewitt kick)	
	5:00	PSU	6-60/1:30/39-42
		Saquon Barkley 2 yd run (Hamilton pass from McSorley)	

TEAM STATS

	PSU	PITT
First Downs	20	19
Rushing Yards	74	341
Passing Yards	332	91
Passing (C-A-Int)	24-35-1	11-15-1
Total Offense	406	432
Plays	66	71
Fumbles (#-Lost)	5-3	2-1
Penalties (#-Yards)	4-35	10-79
Possession Time	24:31	35:29
3rd-Down Conv.	2-10	4-12
Red-Zone	5-5	6-6
Touchdowns	4	6
Field goals	1	0

OTHER

Time of Game	3:44
Penn State	1-1, 0-0 B1G
Pittsburgh	1-1, 0-0 ACC

INDIVIDUAL STATISTICS

RUSHING

Penn State-Barkley, Saquon 20-85; Robinson, Andre 1-4; Allen, Mark 1-2; McSorley, Trace 9-minus 17.
PITT-Conner, James 22-117; Henderson, Quadree 4-58; Peterman, Nathan 8-52; Ollison, Qadree 9-36; Hall, Darrin 4-33; Whitehead, Jordan 1-28; Aston, George 4-14; Ford, Donte 1-6; TEAM 3-minus 3.

PASSING

Penn State-McSorley, Trace 24-35-1-332.
PITT-Peterman, Nathan 11-15-1-91.

RECEIVING

Penn State-Hamilton, DaeSean 8-82; Gesicki, Mike 4-47; Godwin, Chris 4-36; Thompkins, DeAndre 3-87; Barkley, Saquon 2-45; Johnson, Juwan 1-27; Allen, Mark 1-4; Polk, Brandon 1-4.
PITT-Conner, James 4-29; Orndoff, Scott 4-15; Henderson, Quadree 3-47.

TOP TACKLERS (T-UA-A)

Penn State-Wartman-White, Nyeem 9-7-2; Bell, Brandon 9-5-4; Allen, Marcus 8-4-4; Brown, Torrence 6-5-1; Golden, Malik 6-3-3; Bowen, Manny 5-5-0; Reid, John 5-3-2.
PITT-Lewis, Ryan 9-9-0; Whitehead, Jordan 7-4-3; Idowu, Oluwaseun 6-4-2; Webb, Terrish 5-5-0; Maddox, Avonte 5-4-1.



@PennStateFBall



PSUFBall

2016

PSUnvalued.com

GoPSUsports.com

GAME 3

TEMPLE 27



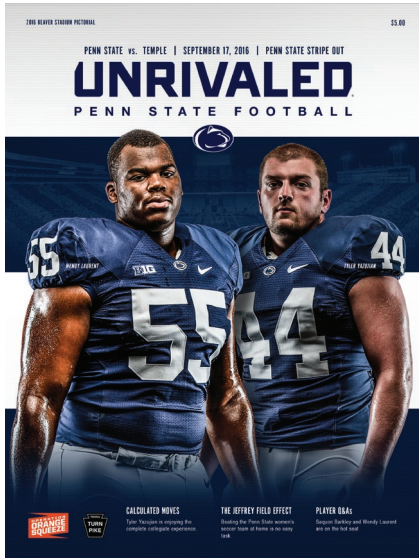
vs.



34 PENN STATE

BEAVER STADIUM
BTN

SEPT. 17, 2016
ATTN: 100,420



GAME RECAPS

UNIVERSITY PARK, Pa. - Trace McSorley connected on 18-of-24 passes for 287 yards and a touchdown, including a pair of 52-yard throws, and the Penn State defense held Temple to 38 yards rushing, as the Nittany Lions defeated Temple, 34-27, in front of a "Stripe Out" crowd.

Penn State led Temple by as many as two touchdowns in the first half, as Chris Godwin totaled 111 yards and a touchdown in the first 30 minutes. The Owls capitalized on Nittany Lion miscues in the second half to pull within three, 27-24, midway through the fourth quarter, but running back Saquon Barkley answered for Penn State by breaking off a 55-yard touchdown run with 7:20 remaining.

Penn State jumped out to a 21-7 lead in the first half. A 52-yard touchdown strike to Godwin for the game's first score was quickly answered by a 67-yard reception by Temple's Romond Deloatch, setting up an 8-yard touchdown run for running back Jahad Thomas. However, Penn State went back ahead with 2:50 remaining in the first quarter, as running back Andre Robinson capped a 13-play, 69-yard drive with three consecutive runs, including a 3-yard plunge into the end zone for his first career touchdown. McSorley capped a drive midway through the second quarter with a dive into the end zone for a 21-7 advantage.

Temple assembled a field goal drive just before the break to head into the locker room trailing 21-10.

The Nittany Lions restored their 14-point lead with a 40-yard Tyler Davis field goal just under six minutes into the second half. However, Penn State allowed a 9-yard touchdown drive and a 1-yard touchdown drive with only a Davis field goal in between after turnovers gave the Owls short fields.

Penn State's lead was down to 27-24, but Barkley's touchdown scamper resulted in a 34-24 lead that proved to be enough, as Temple could only muster a field goal for the final margin.

The 106 points scored by Penn State through three games is the most by a Nittany Lion team since the 2008 squad put up 166 points in that span (Coastal Carolina - 66; Oregon State - 45; at Syracuse - 55).

Turning Point

Temple appeared to have the momentum after an interception late in the third quarter and a fumble on a punt return midway through the fourth quarter resulted in two short touchdown drives. With the Penn State lead down to just three points, Barkley restored the Nittany Lions' two-score advantage with a 55-yard touchdown down run with 7:20 to go.

Difference Makers

Penn State

- LB Brandon Smith - The junior entered the game with just one tackle, but he made eight tackles, including

on assisting on a stop behind the line, and broke up a pass for a career day.

- Rushing Attack - Barkley, McSorley and Andre Robinson each rushed for a touchdown, marking the first time since last season's Rutgers contest that three different Lions rushed across the goal line.
- Run Defense - Penn State only yielded 38 yards on the ground for their best performance against the run since limiting Illinois to 37 yards last season.

Temple

- SS Delvon Randall - Randall setup both of Temple's second half touchdown drives. In the third quarter, he picked off McSorley at the Penn State 26 and returned it to the 9. The ensuing Temple offensive possession resulted in a touchdown and shrunk Penn State's lead to 24-17. Randall also recovered a fumble on a punt return at the Penn State 1 in the fourth quarter, setting up another touchdown drive that pulled the Owls within a field goal, 27-24.
- RB Jahad Thomas - Thomas was both Temple's leading receiver and rusher in his first game of the season. On the ground, Thomas scored two touchdowns and totaled 52 yards on 14 carries. He also caught six passes for 48 yards.

Key Drives

PENN STATE 1st Qtr, 8:47-2:50 - TOUCHDOWN

Penn State used the ground game for its next score rushing eight times for 47 yards on the drive. Once Penn State broke into the red zone, Robinson took it from there, rushing 12 yards to the Temple 6, before back-to-back 3-yard rushes resulting in his first career touchdown and 14-7 lead.

PENN STATE 2nd Qtr, 10:29-7:15 - TOUCHDOWN

After Robinson converted a fourth-and-1 at Temple's 44 with a 1-yard rush, McSorley connected with Godwin for 23-yard gain to the Temple 20. After a 2-yard Robinson rush, Polk hauled in a 14-yard pass at the 4. McSorley then took it himself after a holding penalty took out the intended receiver. McSorley just continued to roll right on the play and dove for the pylon for his first career rushing score and a 21-7 lead.

TEMPLE 4th Qtr, 7:20-2:10 - FIELD GOAL

Penn State only yielded three double-digit plays, the longest being a 13-yard reception on third-and-19, as Temple burned 5 minutes and 11 seconds to move within one score.

The Rest

DaeSean Hamilton recovered an onside kick but Penn State went three-and-out, giving Temple the ball after a punt with 37 seconds remaining. Walker's second pass attempt was intercepted by John Reid though to end the game.

SCORING SUMMARY

	1	2	3	4	OT	F
TEM	7	3	7	10	-	27
PSU	14	7	3	10	-	34

1st	9:35	PSU	Chris Godwin 52 yd pass from McSorley (Davis kick)	2-55/0:42/0-7
	8:54	TEM	Jahad Thomas 8 yd run (Jones kick)	2-75/0:41/7-7
	2:50	PSU	Andre Robinson 3 yd run (Davis kick)	13-69/5:57/7-14
2nd	7:15	PSU	Trace McSorley 2 yd run (Davis kick)	9-53/3:14/7-21
	0:04	TEM	Austin Jones 45 yd field goal	6-52/0:34/10-21
3rd	9:03	PSU	Tyler Davis 40 yd field goal	6-48/3:50/10-24
	1:56	TEM	Phillip Walker, Phillip 1 yd run (Jones kick)	4-9/2:09/17-24
4th	12:45	PSU	Tyler Davis 30 yd field goal	7-71/4:05/17-27
	8:10	TEM	Jahad Thomas 2 yd run (Jones kick)	3-1/1:44/24-27
	7:20	PSU	Saquon Barkley 55 yd run (Davis kick)	2-75/0:50/24-34
	2:10	TEM	Austin Jones 34 yd field goal	12-48/5:10/27-34

TEAM STATS

	TEM	PSU
First Downs	13	21
Rushing Yards	38	341
Passing Yards	286	287
Passing (C-A-Int)	25-34-1	18-24-1
Total Offense	324	403
Plays	62	61
Fumbles (#-Lost)	1-0	5-2
Penalties (#-Yards)	13-118	7-62
Possession Time	31:27	28:33
3rd-Down Conv.	3-13	2-9
Red-Zone	4-4	4-6
Touchdowns	3	2
Field goals	1	2

OTHER

Time of Game	3:26
Penn State	2-1, 0-0 B1G
Temple	1-2, 0-0 AAC

INDIVIDUAL STATISTICS

RUSHING

Temple-Thomas, Jahad 14-52; Sharga, Nick 3-4; Simpson, Cortrell 1-minus 1; Armstead, Ryquell 2-minus 4; Walker, Phillip 8-minus 13.

Penn State-Barkley, Saquon 9-68; Sanders, Miles 3-27; Robinson, Andre 6-24; Allen, Mark 6-17; McSorley, Trace 9-8; Hamilton, DaeSean 1-minus 12; TEAM 3-minus 16.

PASSING

Temple-Walker, Phillip 25-34-1-286.

Penn State-McSorley, Trace 18-24-1-287.

RECEIVING

Temple-Thomas, Jahad 6-48; Kirkwood, Keith 5-57; Yancy, Brodrick 4-31; Ellick, Marshall 3-41; Jennings, Adonis 3-23; Deloatch, Romond 1-67; Myarick, Chris 1-15; Armstead, Ryquell 1-2; Sharga, Nick 1-2.

Penn State-Godwin, Chris 7-117; Thompkins, DeAndre 3-36; Gesicki, Mike 2-62; Hamilton, DaeSean 2-50; Barkley, Saquon 2-7; Polk, Brandon 1-14; Allen, Mark 1-1.

TOP TACKLERS (T-UA-A)

Temple-Chandler, Sean 8-4-4; Reddick, Haason 75-2; Randall, Delvon 7-3-4; Williams, Avery 6-1-5; Marshall, Stephaun 5-2-3.

Penn State-Golden, Malik 9-3-6; Allen, Marcus 8-6-2; Smith, Brandon 8-4-4; Cothren, Parker 7-2-5; Cooper, Jake 5-1-4; Reid, John 4-2-2; Brown, Torrence 4-1-3.



@PennStateFBall



PSUfball

2016

PSUnrivalled.com

GoPSUsports.com

GAME 4

PENN STATE 10




MICHIGAN STADIUM
ABC

vs.



49 MICHIGAN

SEPT. 24, 2016
ATTN: 110,319



GAME RECAPS

ANN ARBOR, Mich. - Saquon Barkley totaled 136 all-purpose yards for Penn State, but an all-around performance by No. 4/5 Michigan gave the Wolverines a 49-10 victory over the Nittany Lions in the Big Ten football opener for both teams in Michigan Stadium.

Michigan built a 28-0 lead in the first half, while Penn State's lone touchdown came in the second half, an 8-yard completion from quarterback Trace McSorley to wide receiver Chris Godwin.

Barkley posted a career-high 77 yards receiving on five receptions and rushed for 59 yards on 15 carries. McSorley completed 16-of-27 pass attempts for 121 yards and a touchdown with one interception.

Seven different Michigan rushers totaled 329 yards and six touchdowns, led by De'Veon Smith's 107 yards and a touchdown on 12 attempts and Karan Higdon's 81 yards and two touchdowns on nine attempts.

Penn State was playing short-handed as all three starting linebackers - Brandon Bell, Jason Cabinda and Nyeem Wartman-White- were unavailable due to injury. The Nittany Lions' starting linebacker trio featured just three career combined starts as opposed to the 63 represented by the opening day trio. Starting middle linebacker Brandon Smith was then disqualified on the first play of the second quarter for targeting and his replacement, Jan Johnson, suffered a season-ending injury in the second quarter.

Safety Malik Golden led Penn State with a career-high 11 tackles, including eight solo and one for loss. True freshman linebacker Cam Brown made 10 stops in his first significant action. Sophomore linebacker Manny Bowen also had a career high of seven stops, while safety Marcus Allen had seven solo stops and two pass breakups.

Turning Point

Michigan's defense was able to pin Penn State in its own end and stop the Nittany Lions on fourth down near midfield early, giving its offense short fields. Michigan took advantage of the field position for touchdowns on each of their first three drives for a 21-0 lead early in the second quarter.

Difference Makers

Penn State

- RB Saquon Barkley - Barkley totaled 136 all-purpose yards as Penn State's leading rusher and receiver. He rushed 15 times for 59 yards and caught five passes for a career-high 77 yards.
- S Malik Golden - Golden made a career-high 11 tackles, including eight solo and one for loss.
- LB Cam Brown - The true freshman playing just his second game made 10 stops in his first significant action.

- WR Chris Godwin- Godwin scored Penn State's lone touchdown on an 8-yard pass reception.
- QB Trace McSorley- McSorley completed 16-of-27 passes for 121 yards and a touchdown with one interception. He has thrown at least one touchdown in each of the last five games, dating back to the TaxSlayer Bowl.

Michigan

- Michigan Rushing Attack - Seven different rushers combined for 326 yards on 49 attempts, with five different rushers combining for six touchdowns.
- Michigan Defense - Held Penn State to 199 total yards and five different players totaled six sacks.
- QB Wilton Speight - Speight completed 15-of-24 passes for 152 yards and a touchdown in the first half and finished with 21 completions on 34 attempts for 189 yards.
- LB Ben Gedeon - Gedeon made 11 tackles including 1.5 for loss.
- LB/DB Jabrill Peppers - Peppers returned a punt 53 yards, setting up a touchdown drive.

Key Drives

MICHIGAN 1st Qtr, 13:02-9:51 - TOUCHDOWN

The Wolverines started their first offensive possession at the Penn State 24 after Jabrill Peppers returned a 61-yard Blake Gillikin punt 53 yards to the 9, only to have a personal foul move the ball back to the 24. QB Wilton Speight went 4-for-5 on passing attempts, guiding Michigan to the 1-yard line. Khalid Allen then punched it in on fourth-and-1 for the touchdown.

MICHIGAN 1st Qtr, 7:27-3:57 - TOUCHDOWN

Michigan once again benefited from good field position as its defense stopped Penn State on fourth down at the Michigan 46. Speight once again engineered the drive, completing 4-of-5 passes for 45 yards, including a long of 25 to Jake Butt to convert a third-and-6 and move Michigan inside the red zone at the 14. De'Veon Smith rushed it in from two yards out for the touchdown and a 14-0 lead.

PENN STATE 2:42 (3rd Qtr)-11:22 (4th Qtr) - TOUCHDOWN

McSorley rushed for a yard on fourth-and-1 at his own 35 and a pass interference penalty on third-and-14 moved Penn State to midfield. McSorley then found Gesick on third-and-7 for a 12-yard gain to the Michigan 39. Another pass interference put Penn State just outside the red zone at the 21. An 11-yard reception by DaeSean Hamilton, a 2-yard rush by Barkley setup an 8-yard touchdown completion to Chris Godwin, but Michigan still led, 35-10.

The Rest

Michigan added a pair of rushing touchdowns late, taking advantage of an interception, for the final margin.

SCORING SUMMARY

	1	2	3	4	OT	F
PSU	0	0	3	7	-	10
MICH	14	14	7	14	-	49

1st	9:35	MICH	7-41/3:11/0-7
		Khalid Hill 1 yd run (Allen kick)	
	3:57	MICH	9-54/3:30/0-14
		De'Veon Smith 2 yd run (Allen kick)	
2nd	14:09	MICH	9-64/3:14/0-21
		Deven Asiasi 3 yd pass from Speight (Allen kick)	
	0:46	MICH	13-80/7:01/0-28
		Jake Butt 9 yd pass from Speight	
3rd	9:03	PSU	8-71/2:01/3-28
		Tyler Davis 21 yd field goal	
	2:42	MICH	9-80/3:42/3-35
		Chris Evans 3 yd run (Allen kick)	
4th	11:22	PSU	13-75/6:20/10-35
		Chris Godwin 8 yd pass from McSorley (Davis kick)	
	6:11	MICH	10-76/5:11/10-42
		Karan Higdon 40 yd run (Allen kick)	
	2:04	MICH	4-31 yards/1:13/10-49
		Ty Isaac 3 yd run (Allen kick)	

TEAM STATS

	PSU	MICH
First Downs	12	25
Rushing Yards	70	326
Passing Yards	121	189
Passing (C-A-Int)	16-27-1	21-35-0
Total Offense	191	515
Plays	55	84
Fumbles (#-Lost)	1-1	0-0
Penalties (#-Yards)	2-13	7-80
Possession Time	24:11	35:49
3rd-Down Conv.	2-12	11-16
Red-Zone	2-2	6-6
Touchdowns	1	6
Field goals	1	0

OTHER

Time of Game	3:20
Penn State	2-2, 0-1 B1G
Michigan	4-0, 1-0 B1G

INDIVIDUAL STATISTICS

RUSHING

Penn State-Barkley, Saquon 15-59; Sanders, Miles 2-14; Robinson, Andre 1-3; Allen, Mark 1-0; McSorley, Trace 9-minus 6.

Michigan-Smith, De'Veon 12-107; Higdon, Karan 9-81; Isaac, Ty 11-74; Evans, Chris 8-56; Speight, Wilton 2-9; Hill, Khalid 2-2; McDoom, Eddie 2-1; TEAM 3-minus 4.

PASSING

Penn State-McSorley, Trace 16-27-1-121.
Michigan-Speight, Wilton 21-34-0-189; O'Korn, John 0-1-0-0.

RECEIVING

Penn State-Barkley, Saquon 5-77; Gesicki, Mike 5-23; Thompkins, DeAndre 3-minus 1; Hamilton, DaeSean 1-11; Godwin, Chris 1-8; Sanders, Miles 1-3.

Michigan-Darboh, Amara 7-44; Butt, Jake 4-42; Smith, De'Veon 3-16; Perry, Grant 2-22; Chesson, Jehu 1-18; Hill, Khalid 1-15; Poggi, Henry 1-15; Evans, Chris 1-14; Asiasi, Devin 1-3.

TOP TACKLERS (T-UA-A)

Penn State-Golden, Malik 11-8-3; Brown, Cam 10-4-6; Allen, Marcus 7-7-0; Bowen, Manny 7-3-4; Cooper, Jake 6-2-4.

Michigan-Gedeon, Ben 11-3-8; Thomas, Dymonte 8-7-1; Hurst, Maurice 6-3-3; Peppers, Jabrill 5-3-2; Godin, Matt 4-3-1.



@PennStateFBall



PSUfball

2016

PSUnvalued.com

GoPSUsports.com

GAME 5

MINNESOTA 26



vs.



29 PENN STATE

BEAVER STADIUM
BTN

OCT. 1, 2016
ATTN: 95,332



GAME RECAPS

UNIVERSITY PARK, Pa. - Saquon Barkley broke through the Minnesota defense on Penn State's first offensive snap in overtime, allowing the Nittany Lions to reclaim the Governor's Victory Bell with a 29-26 win over the Golden Gophers in Big Ten football action in Beaver Stadium.

Penn State was also led by sophomore quarterback Trace McSorley, who accounted for 408 yards of total offense - 335 passing and 74 rushing - to mark the third-highest total in school history.

Minnesota led 13-3 at halftime, but the Nittany Lions rallied with 17 points on three consecutive possessions in the third quarter. Minnesota fought back as running back Shannon Brooks broke free for 37 yards to tie the game with 13:29 to go, and Emmit Carpenter scored the go-ahead points with a 37-yard field goal with 54 seconds remaining in regulation.

Penn State started at its own 25 after a touchback, and got rolling on third-and-10 on a 20-yard pass to Chris Godwin. A 7-yard reception by DeAndre Thompkins to the Minnesota 48 and a spike by McSorley stopped the clock with 20 seconds. The Nittany Lions looked to throw on the ensuing play, but the Gophers left the left side of the field open and McSorley scrambled for 26 yards out-of-bounds to the Minnesota 22 with 11 seconds remaining.

McSorley took one shot at the end zone, but his pass for Godwin fell incomplete. After a Minnesota timeout, Davis drilled a 40-yard field goal with two seconds remaining to force overtime.

Penn State won the coin toss and elected to play on defense first. Nittany Lion defensive end Evan Schwann sacked quarterback Mitch Leidner on second down for a 4-yard loss, and pressure from Garrett Sickels forced an incompleteness and fourth down. Carpenter drilled a 46-yard field goal attempt down the middle to give Minnesota a 23-20 lead.

The lead was short-lived though, as Barkley found a hole, juiced a Minnesota defender and outran the rest for a touchdown on Penn State's first snap.

Penn State totaled 471 yards of total offense, it's most since racking up an identical total against Rutgers in 2015.

Turning Point

Minnesota seemed to have all of the momentum after scoring 10 points in the final 2:06 of the second quarter. Both teams traded punts to start the third quarter, but then Penn State scored on its next three consecutive possessions. Wide receiver Irvin Charles broke a tackle for an 80-yard touchdown reception to cut the deficit to three, Tyler Davis connected on a 27-yard field goal to tie it, and then quarterback Trace McSorley used his feet on a 6-yard touchdown for Penn State's first lead, 20-13, with 2:27 to go in the third quarter.

Difference Makers

Penn State

- QB Trace McSorley - McSorley connected on 19-of-41 pass attempts for a career-high 335 yards. He also had a team-high and career-high 73 on the ground on eight attempts.
- RB Saquon Barkley - Barkley rushed for 63 yards on 20 attempts. Minnesota contained him for much of the second half, but Barkley's 25-yard touchdown run was his longest of the game and clinched the victory.
- TE Mike Gesicki - Gesicki finished with five catches for 73 yards, including a career-long 53-yard reception that setup McSorley's third quarter touchdown run.
- WR Chris Godwin - Caught four passes for 97 yards, with his biggest being a 36-yard reception to setup a third quarter field goal and a 20-yard reception on the game-tying drive in the final minute of the fourth.
- S Marcus Allen - Allen made a career-high 22 stops in the game, the most by a Penn State player since Paul Posluszny made 22 stops at Northwestern in 2005.
- K Tyler Davis - Converted all three field goal attempts, matching his season high of 40 yards to force overtime. He has now made 17 consecutive field goals for a Penn State record.
- CB Jordan Smith - Smith earned his first career interception in the third quarter, picking off Leidner in the end zone. It was the first time this season Minnesota had broken into the red zone and failed to score.

Minnesota

- QB Mitch Leidner - Leidner completed 24-of-40 passes for 241 yards and one touchdown.
- RBs Shannon Brooks and Rodney Smith - Brooks and Smith both broke 100 yards rushing each. Smith rushed for 104 yards on 23 carries, and Smith rushed for 100 yards on 14 carries and found the end zone once.
- WR Brian Smith - Smith caught seven passes for 101 yards.
- WR Drew Wolitarsky - Wolitarsky caught seven passes for 69 yards and a touchdown.

SCORING SUMMARY

	1	2	3	4	OT	F
MINN	3	10	0	10	3	26
PSU	0	3	17	3	6	29

1st	0:55	MINN	Emmit Carpenter 37 yd field goal	10-53/4:08/3-0
2nd	12:00	PSU	Tyler Davis 19 yd field goal	7-73/3:49/3-3
	2:06	MINN	Drew Wolitarsky 9 yd pass from Leidner (Carpenter kick)	9-63/4:41/10-3
	0:01	MINN	Emmit Carpenter 35 yd field goal	9-70/1:12/13-3
3rd	9:54	PSU	Irvin Charles 80 yd pass from McSorley (Davis kick)	3-80/0:52/13-10
	7:28	PSU	Tyler Davis 27 yd field goal	5-33/0:57/13-13
	2:27	PSU	Trace McSorley 6 yd run (Davis kick)	6-85/2:06/13-20
4th	13:29	MINN	Shannon Brooks 37 yd run (Carpenter kick)	8-87/3:58/20-20
	0:54	MINN	Emmit Carpenter 37 yd field goal	11-58/4:40/23-20
	0:02	PSU	Tyler Davis 40 yd field goal	8-53/0:52/23-23
OT		MINN	Emmit Carpenter 46 yd field goal	4--3/0:00/26-23
		PSU	Saquon Barkley 25 yd run	1-25/0:00/26-29

TEAM STATS

	MINN	PSU
First Downs	31	19
Rushing Yards	228	136
Passing Yards	241	335
Passing (C-A-Int)	24-41-1	19-42-0
Total Offense	469	471
Plays	89	70
Fumbles (#-Lost)	0-0	0-0
Penalties (#-Yards)	8-83	5-65
Possession Time	36:47	23:13
3rd-Down Conv.	6-17	4-15
Red-Zone	4-5	3-3
Touchdowns	1	1
Field goals	3	2

OTHER

Time of Game	3:51
Minnesota	3-1, 0-1 B1G
Penn State	3-2, 1-1 B1G

INDIVIDUAL STATISTICS

RUSHING

Minnesota-Smith, Rodney 23-104; Brooks, Shannon 14-100; McCrary, Kobe 4-18; Leidner, Mitch 7-6.
Penn State-McSorley, Trace 8-73; Barkley, Saquon 20-63.

PASSING

Minnesota-Leidner, Mitch 24-40-1-241; TEAM 0-1-0-0.
Penn State-McSorley, Trace 19-41-0-335; TEAM 0-1-0-0.

RECEIVING

Minnesota-Smith, Brian 7-101; Wolitarsky, Drew 7-69; Smith, Rodney 4-39; Johnson, Tyler 2-17; Beebe, Colton 2-10; Brooks, Shannon 1-3; Wozniak, Nate 1-2.
Penn State-Gesicki, Mike 5-70; Godwin, Chris 4-97; Thompkins, DeAndre 4-72; Hamilton, DaeSean 3-17; Charles, Irvin 1-80; Robinson, Andre 1-2; Barkley, Saquon 1-minus 3.

TOP TACKLERS (T-UA-A)

Minnesota-Travis, Damarius 9-4-5; Winfield, Antoine 8-6-2; Celestin, Jonathan 8-4-4; Myrick, Jalen 6-5-1; Lynn, Jack 5-2-3; McGhee, Duke 5-0-5.
Penn State-Allen, Marcus 22-8-14; Brown, Cam 9-6-3; Bowen, Manny 7-5-2; Haley, Grant 7-2-5; Smith, Brandon 7-2-5; Apke, Troy 6-3-3.



@PennStateFBall



PSUFBall

2016

PSUnrivaled.com

GoPSUsports.com

GAME 7

OHIO STATE 21



vs.



24 PENN STATE

BEAVER STADIUM
ABC

OCT. 22, 2016
ATTN: 107,280



GAME RECAPS

UNIVERSITY PARK, Pa. - Grant Haley returned a field goal blocked by Marcus Allen 60 yards for the game-winning touchdown, as Penn State erased a 14-point deficit in the fourth quarter to defeat No. 2 Ohio State, 24-21 in front of a Penn State White Out crowd of 107,280 in Beaver Stadium. The Buckeyes had won 78 straight games when leading by 14 or more points in the fourth quarter.

Penn State used big plays on offense and a pair of special teams plays to score 17 points in the fourth quarter.

It marked the first time Penn State defeated a Top 2 team since winning at No. 1 Notre Dame in 1990, and the first win at home over a Top 2 team since downing No. 2 Nebraska, 27-24, in 1982. The victory was also Penn State's first over a ranked opponent since 2013 (Wisconsin).

Penn State also snapped Ohio State's streak of 20 consecutive road wins, and it was the first road loss under head coach Urban Meyer.

Ohio State punted to start the fourth quarter and pinned the Nittany Lions on their own 10, but the Nittany Lions covered 90 yards on just five plays, highlighted by running back Saquon Barkley breaking free for 37 yards, and then quarterback Trace McSorley finding wide receiver Saeed Blacknall down the left sideline for 35 yards to the 2. McSorley rushed it himself on second-and-goal to pull within a touchdown, 21-14.

The Lion defense forced an Ohio State three-and-out and freshman linebacker Cam Brown blocked the Buckeyes' punt, setting up a Tyler Davis field goal with 9:33 remaining, cutting the deficit to just four.

Ohio State reached the Penn State 28 on its ensuing possession and attempted a 45-yard field goal, but it was blocked by Allen and Haley scooped it and scored, running 60-yards down the sideline to give Penn State a 24-21 lead.

The Buckeyes took over from their own 11 with 4:21 remaining, but did not get past their own 42. Jordan Smith broke up a deep pass on second-and-10 from the 42, and then Jason Cabinda sacked quarterback J.T. Barrett for a loss of 13 yards on third down. On fourth-and-23, Evan Schwan and Kevin Givens sacked Barrett again to seal the win.

Ohio State had not relinquished the lead until Haley's touchdown score.

The first quarter was scoreless as Ohio State was limited to two first downs and Penn State had four. It was the first time Ohio State had been held scoreless all season. The Buckeyes used a field goal to get on the scoreboard at the start of the second quarter, and extended the lead to 12-0 on a 26-yard touchdown pass to tight end Marcus Baugh and another field goal.

Penn State managed to get on the scoreboard just before the halftime break. The Lions drove 74 yards on seven plays in just one minute, as Chris Godwin hauled in a 20-yard touchdown reception with just nine seconds remaining.

Ohio State took a 19-7 lead early in the third quarter on a 74-yard touchdown run by Curtis Samuel and a safety on a bad snap extended the lead to 21-7 before Penn State rallied in the fourth.

Difference Makers

Penn State

- S Marcus Allen and CB Grant Haley - Allen and Haley teamed up for the game-winning touchdown, as Allen's field goal block was scooped up by Haley, who took it 60 yards for a touchdown.
- QB Trace McSorley - McSorley rushed and threw for a touchdown for a third consecutive game. He completed 8-of-23 passing attempts for 154 yards, and rushed for 63 yards on 19 attempts.
- RB Saquon Barkley - Barkley totaled 99 yards on 12 carries with a long of 37.
- LB Brandon Bell - Bell returned from injury and led the Nittany Lions with 18 tackles, including a sack.
- LB Jason Cabinda - Cabinda, playing in his first game since the season opener due to injury, made 13 tackles, a sack and 2.0 tackles for loss.
- DE Garrett Sickels - Sickels made a career-high nine tackles, 2.5 sacks and 3.5 TFLs, all in the second half.
- Defense - Led by Sickels, defense had a season-high 11.0 tackles for loss. It was also the most TFLs for Penn State since Maryland (11.0) last season.

Key Drives

PENN STATE, 1st Qtr, 1:09-0:09 - TOUCHDOWN

Not content to run the clock out, Penn State drove 74-yards on seven plays in exactly one minute, as Chris Godwin hauled in a 20-yard touchdown pass. A 19-yard completion to Godwin on third-and-8 from Penn State's 28 moved the Nittany Lions to midfield at the 47, and then after a 1-yard sack, McSorley found DaeSean Hamilton down the right sideline for 34 yards to the 20. After an incomplection, McSorley found Godwin who out-fought his defender for the ball.

OHIO STATE, 4th Qtr, 9:28-4:27 - BLOCKED FG RETURNED FOR TOUCHDOWN

Ohio State started at its own 13, but methodically moved down the field, aided by a 34-yard reception by Noah Brown to the Penn State 42. The drive stalled at the 28 though, and Marcus Allen blocked the 45-yard field goal attempt and returned it 60 yards for the game-winning touchdown.

SCORING SUMMARY

	1	2	3	4	OT	F
OSU	0	12	9	0	-	21
PSU	0	7	0	17	-	24

2nd	14:55	OSU	5-22/0:43/3-0
		Tyler Durbin 33 yd field goal	
	4:53	OSU	11-78/5:09/9-0
		Marcus Baugh 26 yd pass from Barrett (Durbin kick failed)	
	1:14	OSU	9-58/2:22/12-0
		Tyler Durbin 30 yd field goal	
	0:09	PSU	7-74/1:00/12 -7
		Chris Godwin 20 yd pass from McSorley (Davis kick)	
3rd	10:10	OSU	3-82/1:24/19-7
		Curtis Samuel 74 yd run (Durbin kick)	
	8:31	OSU	21-7
		TEAM safety	
4th	13:32	PSU	5-90/1:20/21-14
		Trace McSorley 2 yd run (Davis kick)	
	9:33	PSU	6-12/2:09/21-17
		Tyler Davis 34 yd field goal	
	4:27	PSU	21-24
		Grant Haley 60 yd blocked FG return (Davis kick)	

TEAM STATS

	OSU	PSU
First Downs	19	13
Rushing Yards	168	122
Passing Yards	245	154
Passing (C-A-Int)	28-43-0	8-23-0
Total Offense	413	276
Plays	83	60
Fumbles (#-Lost)	2-0	2-1
Penalties (#-Yards)	8-45	1-5
Possession Time	37:19	22:41
3rd-Down Conv.	9-22	2-13
Red-Zone	2-2	3-4
Touchdowns	0	2
Field goals	2	1

OTHER

Time of Game		3:32
Ohio State	6-1, 3-1 B1G	
Penn State	5-2, 3-1 B1G	

INDIVIDUAL STATISTICS

RUSHING

Ohio State-Weber, Mike 21-71; Samuel, Curtis 2-71; Barrett, J.T. 17-26.
Penn State-Barkley, Saquon 12-99; McSorley, Trace 19-63; Godwin, Chris 1-13; Sanders, Miles 1-minus 10; TEAM 4-minus 43.

PASSING

Ohio State-Barrett, J.T. 28-43-0-245.
Penn State-McSorley, Trace 8-23-0-154.

RECEIVING

Ohio State-Samuel, Curtis 8-68; Weber, Mike 8-36; Baugh, Marcus 5-55; Brown, Noah 3-45; Wilson, Dontre 2-16; McLaurin, Terry 1-19; Campbell, Parris 1-6.
Penn State-Gesicki, Mike 4-46; Godwin, Chris 2-39; Blacknall, Saeed 1-35; Hamilton, DaeSean 1-34.

TOP TACKLERS (T-UA-A)

Ohio State-Hooker, Malik 7-2-5; McMillan, Raekwon 6-5-1; Hubbard, Sam 6-4-2; Holmes, Jalyn 4-2-2; Baker, Jerome 4-2-2.
Penn State-Bell, Brandon 19-8-11; Cabinda, Jason 12-2-10; Bowen, Manny 11-4-7; Sickels, Garrett 9-3-6; Allen, Marcus 7-2-5; Golden, Malik 6-3-3.



@PennStateFBall



PSUFBall

2016

PSUnrivald.com

GoPSUsports.com

GAME 8

PENN STATE 62

vs.

24 PURDUE

OFFICIAL PURDUE FOOTBALL GAMEDAY PROGRAM '16

ROSS-ADE STADIUM
ABC/ESPN2 OCT. 29, 2016
ATTN: 33,157



GAME RECAPS

WEST LAFAYETTE, Ind. - After heading into halftime tied at 17, No. 24 Penn State scored 17 straight to open the third quarter and outscored Purdue 45-7 in the second half on its way to a 66-24 victory inside Ross-Ade Stadium.

The Nittany Lions had six scoring drives of under two minutes on their way to the first 60-point scoring game since the 2008 season (66 vs. Coastal Carolina). Their 62 points scored are the most against a Big Ten opponent since 2005 when Penn State claimed a 63-10 victory at Illinois.

Saquon Barkley racked up career highs with 207 rushing yards and 277 (207 rushing, 70 receiving) all-purpose yards. His 277 all-purpose yards are a Penn State sophomore record and his 207 rushing yards make him the first Penn Stater since Larry Johnson (four times, 2002) to eclipse the 200-yard mark twice in the same season since 2002. The rushing total ranks No. 21 on the school single game rushing charts and are the most by a Nittany Lion since Larry Johnson had 279 against Michigan State in 2002.

The backfield carried the load for Penn State, as six Nittany Lions combined for 257 yards on just 38 carries, led by Barkley's 207 yards on 18 totes (11.5 ypc). Barkley and redshirt-freshman Andre Robinson each scored twice on the ground, with Mark Allen adding another rushing score in the fourth quarter. Miles Sanders added his first career receiving touchdown to give the backfield six total scores on the day.

The defense and special teams forced four turnovers in the game, the most by Penn State since pressuring Maryland into five turnovers in 2015. Brandon Smith and Christian Campbell each pulled down their second career interceptions, with Kevin Givens and Jordan Smith each posting their first career fumble recoveries. Jason Cabinda led the charge with a game-high nine tackles.

Turning Point

Brandon Smith started the second half at middle linebacker and pulled down his second career interception on the third play from scrimmage. Smith returned the interception 22 yards and four plays later, Trace McSorley found Chris Godwin for a 1-yard touchdown pass to make it 24-17 in favor of the Blue and White. The Nittany Lions would go on to outscore Purdue by 38 points, 45-7, in the second half.

Difference Makers

Penn State

- RB Saquon Barkley - Carried 18 times for a career-high 207 yards and two touchdowns, while adding 70 yards receiving on three catches. The 207 rushing yards rank No. 21 on Penn State's single game rushing charts and are his second 200-yard effort of the season. His 277 all-purpose yards mark a career high, as well, and set the Penn State sophomore record. He had an 81-yard touchdown run in the fourth quarter.

- Penn State RBs - The quartet of Barkley, Mark Allen, Andre Robinson and Miles Sanders combined for 328 yards of total offense (237 rushing, 91 receiving) and six touchdowns. Barkley and Robinson each rushed for two scores, while Sanders caught a 21-yard touchdown pass and Allen rumbled in from 1-yard out for a score.
- Trace McSorley - Posted his fifth career 200-yard passing game with 228 yards through the air. He is tied for 14th with Doug Strang (1982-83) in the Penn State career ledger and ninth in the season ledger, also with Strang (1983).
- WR Chris Godwin - Caught five passes for 58 yards, including two touchdown grabs, which tie a career high (Michigan State, 2015). His two scoring grabs give him 12 for his career and move him into the No. 10 spot on the career touchdown receptions list. He also moved into the Top 10 in career receiving yardage (1,844), passing current assistant head coach and cornerbacks coach Terry Smith (1988-91) and Jack Curry (1965-67) to move into 10th.
- LB Jason Cabinda - Posted a game-high nine tackles - six solo - to give him at least nine stops in all three games he has appeared in this season.
- LB Brandon Smith - Nabbed his second career interception and returned it 22 yards to set up Penn State's first touchdown of the season half. Also added four tackles.
- Fumble Recoveries - Jordan Smith and Kevin Givens each posted their first career fumble recoveries in the game. Smith fell on a muffed punt in the third quarter, while Givens corralled his fumble recovery early in the fourth quarter.

Purdue

- QB David Blough - Accounted for 281 yards through the air on 34-of-50 passing with two touchdown passes and one interception. Connected with DeAngelo Yancey for a 62-yard scoring strike in the third quarter.
- RB Markell Jones - Compiled 105 yards of total offense with 46 rushing yards and 59 receiving yards. Added a rushing touchdown in the game.
- WR DeAngelo Yancey - Caught two passes for 66 yards, including the 62-yard catch-and-run down the sidelines for Purdue's lone second half score.
- Purdue Pass Catchers - Eleven different players caught passes for Purdue, including eight grabs from Cameron Posey, seven by Cole Herdman and six for Markell Jones.

SCORING SUMMARY

	1	2	3	4	OT	F
PSU	7	10	24	21	-	62
PUR	7	10	7	0	-	24

1st	11:33	PSU	8-85/3:27/7-0
	6:26	PUR	10-77/5:07/7-7
		PSU	13-55/5:24/7-14
		PUR	5-82/1:59/14-14
		PSU	12-50/5:36/14-17
		PUR	11-72/4:21/17-17
		PSU	4-24/1:18/24-17
		PUR	2-24/0:39/31-17
		PSU	6-61/1:42/34-17
		PUR	4-75/1:49/34-24
		PSU	3-40/1:14/41-24
		PUR	1-81/0:13/48-24
		PSU	7-58/3:07/55-24
		PUR	4-28/2:16/62-24

TEAM STATS

	PSU	PUR
First Downs	24	20
Rushing Yards	257	46
Passing Yards	254	295
Passing (C-A-Int)	13-25-0	36-55-2
Total Offense	511	341
Plays	63	81
Fumbles (#-Lost)	1-0	3-2
Penalties (#-Yards)	11-91	8-76
Possession Time	25:13	34:47
3rd-Down Conv.	2-9	9-21
Red-Zone	8-8	2-2
Touchdowns	6	2
Field goals	2	0

OTHER

Time of Game	3:33
Penn State	6-2, 4-1 B1G
Purdue	3-5, 1-4 B1G

INDIVIDUAL STATISTICS

RUSHING

Penn State-Barkley, Saquon 18-207; Stevens, Tommy 5-31; Robinson, Andre 2-23; Sanders, Miles 3-6; McSorley, Trace 5-2; Allen, Mark 1-1; TEAM 4-minus 13. Purdue-Jones, Markell 7-46; Worship, Richie 6-23; Marshall, Bilal 5-1; Kimbrough 2-0; Fuller, Tario 1-minus 2; Sindelar 2-minus 2; Blough, David 3-minus 20.

PASSING

Penn State-McSorley, Trace 12-23-0-228; Stevens, Tommy 1-2-0-26. Purdue-Blough, David 34-50-1-281; Sindelar 0-3-1-0; Marshall, Bilal 2-2-0-14.

RECEIVING

Penn State-Godwin, Chris 5-58; Barkley, Saquon 3-70; Blacknall, Saeed 1-42; Charles, Irvin 1-26; Gesicki, Mike 1-23; Sanders, Miles 1-21; Hamilton, DaeSean 1-14. Purdue-Posey, Cameron 8-50; Herdman, Cole 7-33; Jones, Markell 6-59; Marshall, Bilal 4-26; Kimbrough, Malik 3-8; Yancey, DeAngelo 2-66; Hopkins, Brycen 2-16; Yancey, David 1-19; Phillips, Gregory 1-10; Worship, Richie 1-7; Mahoungou, Anthony 1-1.

TOP TACKLERS (T-UA-A)

Penn State-Cabinda, Jason 9-6-3; Golden, Malik 8-5-3; Allen, Marcus 6-5-1; Bowen, Manny 6-5-1; Bell, Brandon 5-3-2; Smith, Brandon 4-3-1. Purdue-Bailey, Markus 7-6-1; Bentley, Ja'Whaun 6-6-0; Hunte, Da'Wan 5-3-2; Clark, Leroy 4-4-0; Robinson, Gelen 4-1-3.



@PennStateFBall



PSUfball

2016

PSUnvalued.com

GoPSUsports.com

GAME 9

IOWA 14



vs.



41 PENN STATE

BEAVER STADIUM
BTN

NOV. 5, 2016
ATTN: 106,194



GAME RECAPS

UNIVERSITY PARK, Pa. - No. 12 Penn State led from the game's opening drive to the finish, as another 200-plus all-purpose yard performance by Saquon Barkley and a staunch run defense that yielded just 30 yards carried Penn State to a 41-14 victory over Iowa.

Penn State totaled 599 yards of total offense, its most since totaling 661 against Rutgers in 1995, and its most in a Big Ten game since totaling 653 against Michigan State in 1994. Barkley paced a Penn State rushing attack that totaled 359 yards, as he rushed for 167 yards, including a 57-yard touchdown run. He also added a 44-yard touchdown reception to total 211 all-purpose yards.

The Nittany Lions defense limited Iowa to just 234 yards, including just 30 on the ground. The last time Penn State held a Big Ten team to 30 yards rushing or fewer was Indiana in 2012 (24 yards). It was also the fewest rushing yards allowed by Penn State since holding Massachusetts to three yards in 2014.

It marked the second consecutive week Penn State held the opposition to 46 yards or less.

Turning Point

Penn State took control of the game from the start, building a 21-0 lead by the midpoint of the second quarter. Wide receiver Saeed Blacknall pulled in a 19-yard touchdown reception on the game's opening drive, and then the Nittany Lions found the end zone on consecutive drives in the second quarter. Barkley broke free for a 57-yard touchdown run on Penn State's first drive of the second quarter, and after an Iowa three-and-out, three consecutive completions to tight end Mike Gesicki placed the Lions at the 1, where McSorley took it across the goal line himself.

Difference Makers

Penn State

- RB Saquon Barkley - Barkley totaled 211 all-purpose yards rushing 20 times for 169 yards and a 57-yard touchdown and catching a career-long 44-yard touchdown reception on wheel route. He now has 1,055 rushing yards for the season and he is the eighth Penn State player to have multiple 1,000-yard rushing seasons in his career. It was his fourth 100-yard rushing game of the season.
- QB Trace McSorley - McSorley was successful in the air and on the ground, completing 11-of-18 pass attempts for 240 yards and two touchdowns, while adding 40 yards and a touchdown on 14 keepers on the ground. It was his sixth 200-yard passing game of the season.
- WR Chris Godwin - Godwin caught four passes for 87 yards.
- TE Mike Gesicki - Gesicki caught four passes for 65 yards, with three coming consecutively on one drive in

the second quarter, setting up a 1-yard touchdown run for McSorley. Gesicki caught a 43-yard pass that was originally ruled a 44-yard touchdown, but the officials ruled his knee was down at the 1 after a review.

- QB Tommy Stevens - Stevens totaled 71 yards and a touchdown on five carries, all in the fourth quarter.
 - Penn State Defense - The Nittany Lions held Iowa to just 234 yards of offense, and just 30 yards on the ground.
 - LB Jason Cabinda - Cabinda led Penn State with eight tackles and made a key fourth down stop in the fourth quarter to prevent the Hawkeyes from gaining early momentum.
 - DT Kevin Givens, LB Koa Farmer, DE Evan Schwan - The trio accounted for three of Penn State's four sacks as the Nittany Lions also totaled six tackles for loss.
- Iowa**
- QB C.J. Beathard - Beathard totaled 204 yards and two touchdowns on 18 completions on 26 attempts. He was intercepted once and sacked four times.
 - WR Jeremic Smith - Smith tied for the team lead with five receptions and a touchdown, totaling a team-best 85 yards receiving.
 - DB Brandon Snyder - Snyder posted a game-high 12 tackles (eight solo), as well as two behind the line.
 - LB Josey Jewell - Jewell made 10 tackles and blocked a field goal in the first quarter,

Key Drives

PENN STATE, 1st Qtr, 15:00-12:43 - TOUCHDOWN

A career-long 48-yard kickoff return by Miles Sanders gave Penn State the ball at its own 48 to start the game. Barkley rushed for 19 yards over three carries and McSorley broke-off a 14-yard run on third-and-2 to the Iowa 19. On the very next play, McSorley went to the air and four Saeed Blacknall in the back corner of the end zone for a 19-yard touchdown reception.

PENN STATE, 2nd Qtr, 9:19-7:58 - TOUCHDOWN

The drive was all Mike Gesicki until his apparent touchdown was overturned on video review. Starting at the Penn State 38, McSorley connected with Gesicki for 13 yards and five yards before finding him wide open down the right sideline. Gesicki lunged for the end zone and it was called a touchdown on the field, but moved back to the 1 on review. McSorley took it himself for a 21-0 lead.

PENN STATE, 4th Qtr, 14:49-14:41 - TOUCHDOWN

Troy Apke's first career interception gave Penn State the ball on the Iowa 44. On the first play, McSorley connected with Saquon Barkley on a wheel route down the right sideline, and Barkley scampered into the end zone untouched for the 44-yard score and 34-7 advantage.

SCORING SUMMARY

	1	2	3	4	OT	F
IOWA	0	7	0	7	-	14
PSU	7	17	3	14	-	41

1st	12:43	PSU	6-52/2:17/0-7	Saeed Blacknall 19 yd pass from McSorley (Davis kick)
2nd	10:28	PSU	6-80/3:07/0-14	Saquon Barkley 57 yd run (Davis kick)
	7:58	PSU	4-62/1:21/0-21	Trace McSorley 1 yd run (Davis kick)
	4:18	IOWA	7-75/3:40/7-21	Akrum Wadley 12 yd pass from Beathard (Duncan kick)
	0:00	PSU	10-63/4:13/7-24	Tyler Davis 30 yd field goal
3rd	2:48	PSU	11-31/4:20/7-27	Tyler Davis 37 yd field goal
4th	14:41	PSU	1-44/0:08/7-34	Saquon Barkley 44 yd pass from McSorley (Davis kick)
	9:28	PSU	6-58/3:26/7-41	Tommy Stevens 13 yd run (Davis kick)
	6:30	IOWA	9-81/2:54/14-41	Jeremic Smith 36 yd pass from Beathard (Duncan kick)

TEAM STATS

	IOWA	PSU
First Downs	14	24
Rushing Yards	30	359
Passing Yards	204	240
Passing (C-A-Int)	18-26-1	11-18-0
Total Offense	234	599
Plays	52	70
Fumbles (#-Lost)	0-0	0-0
Penalties (#-Yards)	4-24	9-86
Possession Time	24:57	35:03
3rd-Down Conv.	2-10	7-14
Red-Zone	1-1	5-7
Touchdowns	1	3
Field goals	0	2

OTHER

Time of Game	3:08
Penn State	7-2, 5-1 B1G
Iowa	5-4, 3-3 B1G

INDIVIDUAL STATISTICS

RUSHING

Iowa-Wadley, Akrum 9-28; Daniels, LeShun 10-18; Beathard, C.J. 7-minus 16.
Penn State-Barkley, Saquon 20-167; Stevens, Tommy 5-70; McSorley, Trace 14-40; Sanders, Miles 5-34; Allen, Mark 5-30; Robinson, Andre 3-18.

PASSING

Iowa-Beathard, C.J. 18-26-1-204.
Penn State-McSorley, Trace 11-18-0-240.

RECEIVING

Iowa-Smith, Jeremic 5-85; Wadley, Akrum 5-32; McCarron, Riley 4-42; Daniels, LeShun 2-36; Kittle, George 2-9.
Penn State-Godwin, Chris 4-87; Gesicki, Mike 4-65; Barkley, Saquon 1-44; Thompkins, DeAndre 1-25; Blacknall, Saeed 1-19.

TOP TACKLERS (T-UA-A)

Iowa-Snyder, Brandon 12-8-4; Jewell, Josey 10-5-5; Bower, Bo 7-5-2; Johnson, Jaleel 6-4-2; Taylor, Miles 5-3-2; Hesse, Parker 5-2-3.
Penn State-Cabinda, Jason 9-1-8; Bowen, Manny 4-1-3; Smith, Brandon 4-1-3; Eight Tied with 3



@PennStateFBall



PSUfball

2016

PSUnrivalled.com

GoPSUsports.com

GAME 10


PENN STATE 45

vs.

31 **INDIANA**

MEMORIAL STADIUM
ABC/ESPN2

NOV. 12, 2016
ATTN: 40,678



GAME RECAPS

BLOOMINGTON, Ind. - Trailing by 10 points late in the third quarter, No. 10 Penn State outscored Indiana, 31-7, in the final 16:09, to earn a 45-31 victory in Big Ten football action Saturday afternoon in Memorial Stadium. The win extended Penn State's winning streak to six games, marking the first time since 1994 that it has won six straight against conference opponents in the same season.

Trace McSorley led the Penn State comeback, completing 6-of-9 pass attempts for 183 yards and a touchdown after Indiana went ahead 24-14 with 3:13 remaining in the third quarter. He finished the day with 332 yards passing and two passing touchdowns, completing 16-of-30 passing attempts. He also scored the game's first touchdown on the ground.

Despite being limited to 58 yards rushing on a career-high 33 carries, Saquon Barkley scored two touchdowns in the fourth quarter, including the game-winner. Aiding McSorley were three receivers totaling 80-plus yards receiving. Chris Godwin caught five receptions for 82 yards and two touchdowns to lead the group, while tight end Mike Gesicki caught five passes for a career-high 88 yards and DaeSean Hamilton caught three passes for 83 yards, including a 54-yard catch that set up a touchdown run in the fourth quarter.

Turnovers were a factor, as Penn State was able to recover all five of Indiana's fumbles, including four in the first half. The fifth fumble was scooped up by Torrence Brown, who returned it nine yards for a touchdown to seal the win. The Lions had a pair of turnovers of their own on a pair of McSorley interceptions.

The game featured five lead changes and two ties.

Turning Point

Penn State answered after Indiana went ahead by 10 late in the third quarter. McSorley flipped the field on the second play of the ensuing possession, finding Saeed Blacknall for 43 yards to the Indiana 31. After a 10-yard rush by the Lions and an Indiana offsides penalty, McSorley hit Godwin in the end zone for a 21-yard touchdown, slicing the deficit to three.

The Penn State defense forced a three-and-out and Penn State scored promptly, as a 54-yard toss to Hamilton on a flea-flicker highlighted the drive, putting Barkley in position to score from just four yards out and give Penn State a 28-24 lead.

Indiana answered with a 40-yard touchdown pass from Richard Lagow to Nick Westbrook to retake the lead 31-28, but it would be the Hoosiers' last score.

After both teams traded punts, Penn State took over from its own 43 with 6:51 remaining. McSorley and Barkley led the Lions down the field, and Barkley scored from two yards out for the game-winning score. A field goal and fumble return for a touchdown put the game out of reach.

Difference Makers

Penn State

- QB Trace McSorley – McSorley posted his third 300-yard passing game of the season, throwing for 332 yards, which is tied for 14th on Penn State's single game list, and two touchdowns. He also rushed for 13 yards and a touchdown.
- RB Saquon Barkley – Barkley totaled 92 all-purpose yards, rushing a career-high 33 times for 58 yards and catching two passes for 34 yards, including a 32-yarder that ignited the game-opening touchdown drive. His two rushing touchdowns in the fourth quarter proved to be decisive in the game.
- WR Chris Godwin – Godwin caught five passes for 82 yards and two touchdowns. He became the eighth player in Penn State history to reach 2,000-career receiving yards.
- Fumble Forcers and Recoverees – Brandon Bell and safety Malik Golden both recovered and forced a fumble each. Bell's forced fumble led to defensive end Torrence Brown's scoop-and-score. Brown was joined by cornerback Christian Campbell and defensive tackle Kevin Givens in recovering fumbles.
- LB Brandon Bell – In addition to factoring in on two turnovers, Bell tied for second on the team with nine tackles, including 2.5 stops behind the line and the sack-fumble that led to Brown's touchdown.
- DE Garrett Sickels – Sickels matched Bell's 2.5 stops behind the line and factored in on 1.5 sacks. Penn State totaled nine TFLs and three sacks.

Indiana

- QB Richard Lagow – Lagow led a Hoosier passing attack that totaled 344 yards, as he completed 23-of-40 passes for 292 yards and two touchdowns without an interception. Zander Diamont completed a 52-yard pass on his lone attempt.
- RB Devine Redding – Redding totaled 108 yards and two touchdowns on 23 carries.
- Receivers – Eight different Hoosiers caught a pass, with all eight catching at least two balls. Mitchell Paige led in receptions with six for 43 yards, while Camion Patrick led in yardage with 91 on three catches. Nick Westbrook caught three passes for 85 yards and a 40-yard score in the fourth quarter, while Ricky Jones caught three passes for 32 yards and a touchdown.
- LBs Tegray Scales and Marcus Oliver – Scales and Oliver tallied 3.5 and 3.0 tackles for loss, respectively, as Indiana totaled 16 for the game.
- DB Tony Fields – Fields posted eight tackles, including 1.5 for loss, and hauled in an interception.

SCORING SUMMARY

	1	2	3	4	OT	F
PSU	7	7	7	24	-	45
IND	0	14	10	7	-	31

1st	11:28	PSU	Trace McSorley 10 yd run (Davis kick)	7-60/3:32/7-0
2nd	12:13	IND	Ricky Jones 5 yd pass from Lagow (Oakes kick)	8-60/2:40/7-7
	4:43	PSU	Chris Godwin 6 yd pass from McSorley (Davis kick)	1-6/0:06/14-7
	1:00	IND	Devine Redding 12 yd run (Oakes kick)	5-32/1:05/14-14
3rd	11:38	IND	Griffin Oakes 47 yd field goal	9-52/3:22/14-17
	3:13	IND	Devine Redding 6 yd run (Oakes kick)	5-74/1:41/14-24
	1:09	PSU	Chris Godwin 21 yd pass from McSorley (Davis kick)	4-70/2:04/21-24
4th	12:23	PSU	Saquon Barkley 4 yd run (Davis kick)	5-74/2:06/28-24
	11:06	IND	Nick Westbrook 40 yd pass from Lagow (Oakes kick)	7-75/1:17/28-31
	3:58	PSU	Saquon Barkley 2 yd run (Davis kick)	7-57/2:53/35-31
	1:07	PSU	Tyler Davis 39 yd field goal	4-0/1:42/38-31
	0:29	PSU	Torrence Brown 9 yd fumble recovery (Davis kick)	45-31

TEAM STATS

	PSU	IND
First Downs	18	20
Rushing Yards	77	110
Passing Yards	332	344
Passing (C-A-Int)	16-30-2	24-41-0
Total Offense	409	454
Plays	75	82
Fumbles (#-Lost)	0-0	5-5
Penalties (#-Yards)	5-40	8-80
Possession Time	33:39	26:21
3rd-Down Conv.	4-14	8-17
Red-Zone	5-5	3-4
Touchdowns	4	3
Field goals	1	0

OTHER

Time of Game	3:40
Penn State	8-2, 6-1 B1G
Indiana	5-5, 3-4 B1G

INDIVIDUAL STATISTICS

RUSHING

Penn State-Barkley, Saquon 33-58; McSorley, Trace 8-13; Robinson, Andre 2-8; Stevens, Tommy 1-0; Sanders, Miles 1-minus 2.

Indiana-Redding, Devine 23-108; Natee, Tyler 6-27; Rodriguez, Alex 5-8; Paige, Mitchell 1-5; Brookins, Ricky 1-2; Williams, D. 2-minus 3; Lagow, Richard 3-minus 37.

PASSING

Penn State-McSorley, Trace 16-30-2-332.

Indiana-Lagow, Richard 23-40-0-292; Diamont, Zander 1-1-0-52.

RECEIVING

Penn State-Gesicki, Mike 5-88; Godwin, Chris 5-82; Hamilton, DaeSean 3-85; Barkley, Saquon 2-34; Blacknall, Saeed 1-43.

Indiana-Paige, Mitchell 6-43; Patrick, Camion 3-91; Westbrook, Nick 3-85; Jones, Ricky 3-32; Redding, Devine 3-8; Hale, Donovan 2-45; Timian, Luke 2-35; Brookins, Ricky 2-5.

TOP TACKLERS (T-UA-A)

Penn State-Allen, Marcus 10-5-5; Cabinda, Jason 9-8-1; Bell, Brandon 9-6-3; Golden, Malik 6-6-0.

Indiana-Fields, Tony 8-8-0; Scales, Tegray 8-6-2; Oliver, Marcus 7-6-1; Dutra, Chase 4-4-0; Gooch, Greg 4-3-1

GAME 11

PENN STATE 39




vs.



0 RUTGERS

HIGH POINT SOLUTIONS STADIUM
BTN

NOV. 19, 2016
ATTN: 51,366



GAME RECAPS

PISCATAWAY, N.J. – No. 8 Penn State held Rutgers to 87 yards and five first downs as the Nittany Lions shutout the Scarlet Knights, 39-0, in Big Ten football action Saturday night in High Point Solutions Stadium. The win extended Penn State's winning streak to seven.

It was Penn State's first shutout since blanking Illinois last season and is the largest road shutout victory since joining the Big Ten in 1993. The 87 yards and five first downs allowed are both Big Ten records for Penn State.

Penn State (9-2, 7-1 Big Ten) used the leg of Tyler Davis, a productive rushing attack and another strong game from quarterback Trace McSorley, as the Nittany Lions totaled 549 yards of offense against Rutgers (2-9, 0-8 Big Ten).

The 549 yards of offense are the sixth-most in a Big Ten game by Penn State. It was Penn State's fourth game with 500 or more yards off offense this season for its most since 2009.

Davis kicked a career-high four field goals, including three in the first half to give Penn State a 9-0 lead at the halftime break. Running back Saquon Barkley totaled 92 yards and a touchdown to lead six rushers that totaled 339 yards. McSorley completed 17-of-33 pass attempts for 210 yards and a touchdown and also rushed for 55 yards on 11 carries for 265 yards of total offense.

The Nittany Lions were unable to find the end zone in the first half, but Barkley scored the Nittany Lions' first touchdown of the game early in the third quarter after a blocked punt by Juwan Johnson. Davis added another field goal and Andre Robinson rushed into the end zone from two yards out for a 25-0 lead at the end of the third quarter.

Running back Mark Allen scampered down the sideline for a 27-yard touchdown reception with 7:59 remaining, and quarterback Tommy Stevens scored from 12 yards out with 4:07 remaining for the game's final score.

Penn State's seven-game winning streak is its longest overall since 2011 and longest in the Big Ten since 1994.

Turning Point

Rutgers started with the ball in the second half, but the Penn State defense forced a three-and-out, and then Juwan Johnson blocked the ensuing punt. Garrett Taylor recovered it at the Rutgers 10-yard line, setting up the first Nittany Lion touchdown drive of the game. Penn State scored 30 points in the second half to put the game out of reach.

Difference Makers

Penn State

- QB Trace McSorley – Trace McSorley totaled 265 yards of total offense, completing 17-of-33 passes for 210 yards and a touchdown and also rushing for 55 yards, with a long of 28, on 11 carries. It was his eighth game with 200 or more passing yards of the season and 12th consecutive with a touchdown pass.

- RB Saquon Barkley – Barkley totaled 117 all-purpose yards, rushing 16 times for 92 yards and a touchdown and catching two passes for 25 yards. It was his 14th rushing touchdown of the season, giving him the Penn State sophomore record and the most for a Nittany Lion since Larry Johnson had 20 in 2002. However, Barkley had his streak of 14 consecutive games with at least one run of 20+ yards snapped. It was the second-longest streak in college football in the last 20 years (LaMichael James - 19), according to the Big Ten Network.

- K Tyler Davis – Davis scored 15 of Penn State's 39 points, converting a career-high four field goal attempts and three extra points. Four of Penn State's first five scores were field goals.

- Rushing Attack – Led by Barkley, Penn State totaled 339 yards rushing. In addition to Barkley and McSorley, Miles Sanders was second on the ledger with a career-high 85 yards on five carries, including career-long run of 57 yards. Tommy Stevens rushed for 61 yards on six carries and a touchdown. Mark Allen added 26 yards on five carries and Andre Robinson rushed for 20 yards and a touchdown on six carries.

- TE Mike Gesicki – Gesicki led all receivers with five catches for 47 yards. It gave him a Penn State tight end record for receptions in a season with 42.

- LB Brandon Bell – Bell led the Nittany Lion defense with five tackles and a strip-sack. It was his sixth career forced fumble and second this season.

- Defense – Over 20 different Nittany Lions recorded a tackle, as the Nittany Lions held Rutgers to five first downs and 87 yards of offense (48 pass, 39 rush).

Key Drives

PENN STATE, 3rd Qtr, 13:53-12:33 - TOUCHDOWN

After Juwan Johnson blocked a Rutgers punt, Penn State's first drive of the second half started at the Rutgers 10. McSorley rushed for 5 yards, and then Barkley rushed for 4 and then into the end zone from 1-yard out.

PENN STATE, 3rd Qtr, 5:33-3:32 - TOUCHDOWN

Barkley started the drive off with an 18-yard run to the Rutgers 45, and two plays later, Godwin caught a 22-yard reception to move Penn State to the 14. Barkley rushed to the 5, and Andre Robinson took it from there for the touchdown.

The Rest

Mark Allen added a 27-yard touchdown reception with 7:59 remaining to cap a 12-play, 95-yard drive, and Tommy Stevens rushed for a 12-yard touchdown with 4:07 remaining to end a four-play, 74-yard drive that included Miles Sanders' 57-yard run.

SCORING SUMMARY

	1	2	3	4	OT	F
PSU	6	3	16	14	-	39
RU	0	0	0	0	-	0

1st	6:34	PSU	11-46/4:14/3-0
	1:42	PSU	11-64/2:27/6-0
	5:28	PSU	7-6/1:41/9-0
2nd	6:46	PSU	8-41/3:54/19-0
	3:32	PSU	6-63/2:01/25-0
	7:59	PSU	12-95/5:54/32-0
	4:07	PSU	4-74/2:03/39-0

TEAM STATS

	PSU	RU
First Downs	25	5
Rushing Yards	339	39
Passing Yards	210	48
Passing (C-A-Int)	17-33-0	7-17-0
Total Offense	549	87
Plays	82	50
Fumbles (#-Lost)	1-1	3-0
Penalties (#-Yards)	3-15	6-50
Possession Time	33:42	26:18
3rd-Down Conv.	10-19	1-14
Red-Zone	7-8	0-1
Touchdowns	3	0
Field goals	4	0

OTHER

Time of Game	3:09
Penn State	9-2, 7-1 B1G
Rutgers	2-9, 0-8 B1G

INDIVIDUAL STATISTICS

RUSHING

Penn State-Barkley, Saquon 16-92; Sanders, Miles 5-85; Stevens, Tommy 6-61; McSorley, Trace 11-55; Allen, Mark 5-26; Robinson, Andre 6-20.

Rutgers-Goodwin, Justin 10-20; Oden, Tylin 7-19; Rescigno, Giovanni 9-10; Martin, Robert 2-5; Bailey, Dacoven 1-2; TEAM 2-minus 8; Hicks, Josh 2-minus 9.

PASSING

Penn State-McSorley, Trace 17-33-0-210; Stevens, Tommy 0-0-0-0.

Rutgers-Rescigno, Giovanni 7-16-0-48; Oden, Tylin 0-1-0-0.

RECEIVING

Penn State-Gesicki, Mike 5-47; Thompkins, DeAndre 4-40; Godwin, Chris 3-36; Hamilton, DaeSean 2-35; Barkley, Saquon 2-25; Allen, Mark 1-27.

Rutgers-Patton, Andre 4-29; Harris, Jawuan 1-19; Tsimis, John 1-3; Goodwin, Justin 1-minus 3.

TOP TACKLERS (T-UA-A)

Penn State-Bell, Brandon 5-3-2; Cothren, Parker 4-3-1; Cabinda, Jason 3-3-0; Reid, John 3-3-0; Smith, Brandon 3-2-1; Smith, Jordan 3-2-1; Oruwariye, Amani 3-1-2; Brown, Cam 3-0-3.

Indiana-Rutgers-Hampton, Saquan 11-7-4; Morris, Trevor 10-6-4; Cioffi, Anthony 10-6-4; Roberts, Deonte 8-3-5; Hamilton, Darius 7-4-3; Pinnix-Odrick, Julian 6-4-2; Wharton, Isaiah 5-2-3.



@PennStateFBall



PSUFBall

2016

PSUnvaled.com

GoPSUsports.com

GAME 12

MICHIGAN STATE 12



vs.



45 **PENN STATE**

BEAVER STADIUM | NOV. 26, 2016
ESPN | ATTN: 97,418



GAME RECAPS

UNIVERSITY PARK, Pa. - It was a historic Saturday night in Beaver Stadium, led by a 376-yard, four-touchdown passing performance by quarterback Trace McSorley and a second-half shutout on defense, No. 7 Penn State defeated Michigan State, 45-12, to clinch a share of the Big Ten East Division title and earn a trip to the Big Ten Championship next Saturday in Indianapolis.

It's Penn State's second Big Ten divisional championship and it will be its first championship game appearance since the conference adopted the format in 2011. Penn State owns three overall Big Ten titles and two divisional crowns since joining the conference in 1993.

The victory extended Penn State's winning streak to eight for its longest since tallying nine in a row in 2008. It's also Penn State's sixth 10-win regular season since joining the Big Ten and its first since 2009. Penn State has eight Big Ten wins for just the second time, and the Nittany Lions also finished the regular season 7-0 at home for the first time since 2008.

Penn State trailed Michigan State, 12-10 at halftime, but true to form, the Nittany Lions rallied in the second half, outscoring the Spartans, 35-0.

McSorley led an offensive onslaught in the third quarter on Penn State's first three offensive possessions, throwing touchdown passes of 34 yards to Chris Godwin, 45 yards to Mike Gesicki and 59 yards again to Godwin to build a 31-12 lead.

Senior linebacker Brandon Bell led the Penn State defense with 18 tackles. The unit surrendered 256 yards and four field goals in the first half, but yielded just 87 yards and no scores in the second half. The Nittany Lion defense held opponents without a touchdown in back-to-back games for the first time since 2009 and the first time since 2006 in Big Ten games.

Turning Point

The Penn State defense failed to get a stop in the first half, but did not allow a touchdown, and the Nittany Lions only trailed by two at the break. The defense forced a three-and-out after Michigan State received the kickoff to open the second half, and it was all Penn State from there, as McSorley threw touchdowns on the Lions' next three drives to open a 31-12 lead.

Difference Makers

Penn State

- QB Trace McSorley - Trace McSorley completed 17-of-23 passes for a career-high 376 yards and a personal-best four touchdowns, going 10-for-14 for 265 yards and the four touchdowns after halftime. He extended his consecutive games with a touchdown pass streak to 13, dating back to last season's TaxSlayer Bowl, and his 12-straight games this season ties a program record first set by Matt McGloin in 2012. It was his

fourth 300-yard passing game of the season, tying a program mark held by Matt McGloin (2012) and Christian Hackenberg (2013 and 2014).

- WR Chris Godwin - Godwin enjoyed his first 100-plus receiving yard game since the Temple game in September and the eighth of his career, finishing with five catches for 135 yards. He had touchdowns of 34 and 59 yards, and his nine touchdowns this season break the Penn State record for touchdown receptions by a junior.
- TE Mike Gesicki - Gesicki hauled in a pair of passes to total 64 yards, including a 45-yard touchdown in the third quarter. With the 64 yards, he set a Penn State record for receiving yards in a season by tight end with 610.
- RB Andre Robinson - Robinson scored the game's final two touchdowns, scoring a 14-yard rush and a career-long 40-yard reception. He led Penn State with 32 rushing yards on three carries.
- RB Saquon Barkley - In the second quarter, Barkley scored Penn State's first touchdown of the game, leaping over a Michigan State defender for a 1-yard score. It was his 22nd career rushing touchdown to give him sole possession of 15th place on the Penn State career list. His 14 rushing yards in the game gave him 1,219 for the season, moving him into 12th place all-time at Penn State.
- LB Brandon Bell - Bell tied his career high for tackles of 18. His other 18-tackle game came against Ohio State earlier this season.
- Pass Rush - Defensive tackles Kevin Givens and Parker Cothren and linebacker Manny Bowen recorded a sack each, while defensive linemen Curtis Cothren and Evan Schwan combined for a sack.

Key Drives

PENN STATE, 3rd Qtr, 13:13-11:02 - TOUCHDOWN

Michigan State received the kickoff to start the half but was stopped for the first time, going three-and-out after a third-down sack by Curtis Cothren and Evan Schwan moved the Spartans back to their own 8. The ensuing punt went 44 yards to the Penn State 48. The Lions advanced to the 34 over the next four plays, and then McSorley found a wide-open Chris Godwin in the end zone on a play-action pass to give Penn State a lead it would not relinquish.

PENN STATE, 3rd Qtr, 2:54-2:05 - TOUCHDOWN

With Penn State leading 24-12, Michigan State appeared poised to make it a one-score game, but a botched snap was recovered by Troy Apke at the Penn State 41. After Barkley carried the ball for three yards, McSorley found Godwin behind the secondary on a post route for a 59-yard touchdown.

SCORING SUMMARY

	1	2	3	4	OT	F
MSU	6	6	0	0	-	12
PSU	0	10	21	14	-	45

1st	8:13	MSU	12-76/4:33/3-0
	2:44	MSU	11-49/4:19/6-0
2nd	13:11	PSU	10-60/4:24/6-3
	7:17	MSU	13-59/5:54/9-3
	2:14	PSU	10-78/4:57/9-10
	0:10	MSU	14-72/2:04/12-10
3rd	11:02	PSU	5-52/2:11/12-17
	7:03	PSU	5-69/1:51/12-24
	2:05	PSU	2-62/0:49/12-31
4th	6:33	PSU	4-42/1:49/12-38
	3:40	PSU	4-83/0:46/12-45

TEAM STATS

	MSU	PSU
First Downs	26	18
Rushing Yards	109	77
Passing Yards	234	386
Passing (C-A-Int)	25-46-0	18-24-0
Total Offense	343	463
Plays	88	57
Fumbles (#-Lost)	1-1	3-0
Penalties (#-Yards)	4-23	1-15
Possession Time	34:24	25:36
3rd-Down Conv.	9-20	4-10
Red-Zone	4-4	3-4
Touchdowns	0	2
Field goals	4	1

OTHER

Time of Game	3:31
Penn State	10-2, 8-1 B1G
Michigan State	3-9, 1-8 B1G

INDIVIDUAL STATISTICS

RUSHING

Michigan State-Scott, LJ 16-59; Holmes, Gerald 6-23; Shelton, R.J. 3-15; Terry, Damion 4-13; Williams, Delton 3-10; Corley, Donnie 2-8; O'Connor, Tyler 8-minus 19.
Penn State-Robinson, Andre 3-32; Barkley, Saquon 12-14; McSorley, Trace 10-13; Allen, Mark 2-8; Paye, Irvine 1-7; Sanders, Miles 4-5; TEAM 1-minus 2.

PASSING

Michigan State-O'Connor, Tyler 17-33-0-118; Terry, Damion 7-12-0-101; Shelton, R.J. 1-1-0-15.
Penn State-McSorley, Trace 17-23-0-376; Stevens, Tommy 1-1-0-10.

RECEIVING

Michigan State-Price, Josiah 6-63; Shelton, R.J. 5-74; Corley, Donnie 4-33; Madaris, Monty 4-30; Lyles, Jamal 2-13; Holmes, Gerald 2-5; Terry, Damion 1-15; Williams, Delton 1-1.
Penn State-Godwin, Chris 5-135; Blacknall, Saeed 3-29; Gesicki, Mike 2-64; Thompkins, DeAndre 2-38; Barkley, Saquon 2-11; Johnson, Juwan 1-43; Robinson, Andre 1-40; Hamilton, DaeSean 1-16; Paye, Irvine 1-10.

TOP TACKLERS (T-UA-A)

Michigan State-Nicholson, Montae 8-5-3; Bullough, Riley 8-2-6; Frey, Chris 6-4-2; Dowell, Andrew 6-1-5; Miller, Grayson 5-3-2.
Penn State-Bell, Brandon 18-3-15; Bowen, Manny 9-4-5; Sickels, Garrett 8-4-4; Cabinda, Jason 8-0-8; Oruwariye, Amani 7-4-3; Allen, Marcus 7-2-5; Apke, Troy 7-1-6.



2
MARCUS ALLEN

6-2 > 202 > Jr./Jr. Eligible

Safety > Upper Marlboro, Md.

» 2016

Awards: Selected Big Ten Co-Defensive Player of the Week on Oct. 3 for his 22-tackle effort vs. Minnesota on Oct. 1...Earned Rose Bowl Game Big Ten Player of the Week on Oct. 3 for his efforts vs. the Golden Gophers...Earned Co-Big Ten Special Teams Player of the Week for his blocked field goal attempt vs. No. 2 Ohio State (10/22), sharing with teammate Grant Haley.

Season: Started 12 games...Made a career-high 90 tackles in 2016...His 22 tackles vs. Minnesota were the most by a Penn State player since Paul Posluszny made 22 stops at Northwestern in 2005...The 22 stops are tied with Posluszny and Ron Crosby (vs. Ohio, 1974) for No. 4 on the all-time single game tackles list...His 22 tackles are the most by a Big Ten player since Wisconsin's Mike Taylor had 22 stops at Ohio State on Oct. 29, 2011.

Rankings: The 22-tackle effort vs. Minnesota (10/1) ranks No. 3 on the single game list in 2016 among FBS defenders (24 - Obi Melifonwu, Connecticut & Rodney Butler, NMSU).

Kent State (9/3): Logged five stops...Forced and recovered a fumble at the Kent State 20 in the second quarter that led to a Saquon Barkley touchdown to give Penn State the lead for good. **at Pitt (9/10):** Netted eight stops - including four solo...Made a fourth-quarter tackle for loss. **Temple (9/17):** Recorded eight tackles with six solo stops...Had 1.0 tackle for loss. **at Michigan (9/24):** Made seven tackles...Had two pass breakups. **Minnesota (10/1):** Became the second FBS player to record 20-plus tackles, making a career-high 22 stops...Eight of his 22 tackles were solo stops...Made one tackle for loss, a third quarter stop behind the line of scrimmage to force a punt that eventually led to a Trace McSorley rushing touchdown. **Maryland (10/8):** Totaled seven tackles...Made a solo tackle for loss on fourth-and-2 late in the third quarter to end a Maryland scoring threat...A part of a defense that allowed a season-low 11 first downs...Helped limit Maryland 14 points - all in the first half - 170 rushing yards and 270 yards of total offense, after the Terps entered averaging 43.2 points, 300.0 rushing and 466.2 yards of total offense per game. **Ohio State (10/22):** Posted six tackles...Blocked his first career kick on a 45-yard field goal attempt in the fourth quarter, which was returned 60 yards by Grant Haley for the game-winning touchdown...It was Penn State's first blocked field goal since Kyle Baublitz blocked a field goal try in the four overtime victory against Michigan in the 2013 Penn State White Out game...The block was one of two blocked kicks in the game (Cam Brown - punt) and helped Penn State block two kicks in a game for the first time since blocking two against FIU in the 2007 season opener (FG & punt)...Helped the defense hold Ohio State scoreless in two quarters for the first time since Michigan State in 2015, which was Ohio State's last loss. **at Purdue (10/29):** Made six tackles - five solo...Helped the defense hold Purdue to just 46 yards rushing, the second opponent held under 50 yards rushing in 2016. **Iowa (11/5):** Made three tackles...Helped the defense hold Iowa to just 30 yards rushing, which was 137.9 yards below the Hawkeyes' season average (167.9 ypg)...It was the fewest rushing yards allowed by Penn State since holding Massachusetts to three yards in 2014...It marked the first time Penn State had held two consecutive opponents to 50 yards rushing or fewer since 2007 (Notre Dame, zero yards; FIU, minus-3 yards)...It was the first time since Penn State joined the Big Ten that it held consecutive conference opponents to 50 yards or less of rushing. **at Indiana (11/12):** Boasted a game-high 10 stops - including five solo...Tied his career high with 1.5 tackles for loss...Recovered his second fumble of the season near the end of the first quarter...Was a part of a defense that forced a season-high five turnovers, the most since forcing five against Maryland in 2015...Penn State's five fumble recoveries were its most since recovering five versus FIU in 2007...Helped the Nittany Lion defense generate nine tackles for loss, marking the seventh time in 2016 the unit has posted at least 9.0 TFL in a game. **at Rutgers (11/19):** Made one tackle...Helped hold Rutgers to just 87 yards of total offense, the fewest given up by Penn State in Big Ten play and the fewest since 2006 vs. Temple (74)...The five first downs allowed are the fewest in B1G play and fewest since 2006 vs. Temple (2). **Michigan State (11/26):** Posted seven stops...Combined with Brandon Bell on a first-quarter tackle for loss...Broke up a pass late in the third quarter.

» 2016 GAME-BY-GAME

Tackles (Solo-Assisted-Total)

KENT STATE 3-2-5; at Pitt 4-4-8; TEMPLE 6-2-8; at Michigan 7-0-7; MINNESOTA 8-14-22; MARYLAND 3-4-7; OHIO STATE 2-4-6; at Purdue 5-1-6; IOWA 1-2-3; at Indiana 5-5-10; at Rutgers 1-0-1 MICHIGAN STATE 2-5-7.

» ALLEN'S CAREER STATISTICS & GAME HIGHS

	UA-A	TK	FF	FR	I	PBU	SACK	TFL
2014	35-23	58	-	-	-	3	1.0-11	2.0-13
2015	43-38	81	2	1	-	2	1.0-9	5.0-19
2016	46-44	90	1	2	-	3	-	6.0-15
CAREER	124-105	229	3	3	-	8	2.0-20	13.0-47

Tackles 22; Minnesota, 10/1/16
Sacks 1.0; Twice: Last at Maryland, 10/24/15
Tackles for Loss 1.5; Three Times: Last at Indiana, 11/12/16
Forced Fumbles 1; Three Times: Last Kent State, 9/3/16
Fumble Recoveries 1; Three Times: Last at Indiana, 11/12/16
Pass Breakups 2; Twice: Last at Michigan, 9/24/16
Blocked Kicks 1; Ohio State, 10/22/16



8
MARK ALLEN

5-6 > 181 > Jr./So. Eligible

Running Back > Hyattsville, Md.

» 2016

Season: Appeared in 11 games.

at Pitt (9/10): Made one carry for two yards...Caught one pass for four yards. **Temple (9/17):** Rushed six times for 17 yards...Had one catch for one yard. **at Michigan (9/24):** Had one carry. **Maryland (10/8):** Carried seven times for 31 yards. **at Purdue (10/29):** Carried the ball one, scoring on a 1-yard touchdown run in the fourth quarter. **Iowa (11/5):** Carried five times for 30 yards. **at Rutgers (11/19):** Carried the ball five times for 26 yards...Caught a swing pass and went 27 yards for his second career receiving touchdown. **Michigan State (11/26):** Toted the ball twice for eight yards.

» 2016 GAME-BY-GAME

Rushing (Carries-Yards-TD)

KENT STATE 0-0-0; at Pitt 1-2-0; TEMPLE 6-17-0; at Michigan 1-0-0; MINNESOTA 0-0-0; MARYLAND 7-31-0; OHIO STATE DNP; at Purdue 1-1-1; IOWA 5-30-0; at Indiana 0-0-0; at Rutgers 5-26-0; MICHIGAN STATE 2-8-0.

Receiving (Receptions-Yards-TD)

KENT STATE 0-0-0; at Pitt 1-4-0; TEMPLE 1-1-0; at Michigan 0-0-0; MINNESOTA 0-0-0; MARYLAND 0-0-0; OHIO STATE DNP; at Purdue 0-0-0; IOWA 0-0-0; at Indiana 0-0-0; at Rutgers 1-27-1; MICHIGAN STATE 0-0-0.

» ALLEN'S CAREER OFFENSIVE STATISTICS & GAME HIGHS

	Att.-Yds.	Avg.	TD	LG	Rec.-Yds.	Avg.	TD	LG
2015	27-98	3.6	1	28	4-44	11.0	1	16
2016	28-115	4.1	1	17	3-32	10.6	1	27
CAREER	55-213	3.8	2	28	7-76	10.8	2	27

Rushing attempts 8; Indiana, 10/10/15
Rushing Yards 45; Indiana, 10/10/15
Rushing Touchdowns 1; Twice: Last at Purdue, 10/29/16
Longest Rush 28 yards; Indiana, 10/10/15
Receptions 2; Indiana, 10/10/15
Receiving Yards 29; San Diego State, 9/26/15
Receiving Touchdowns 1; Twice: Last at Rutgers, 11/19/16
Longest Reception 27 yards; at Rutgers, 11/19/16




37
KYLE ALSTON

5-9 > 180 > Sr./Sr. Eligible

Cornerback > Robbinsville, N.J.

» 2016

Season: Appeared in one game...Made his collegiate debut vs. Michigan State (11/26).



28
TROY APKE

6-1 > 206 > Jr./Jr. Eligible

Safety > Mt. Lebanon, Pa.

» 2016

Season: Appeared in 12 games, making his second career start vs. Minnesota (10/1).

Kent State (9/3): Recorded one tackle. **at Pitt (9/10):** Made a combine special teams stop (Scott) in the first quarter. **at Michigan (9/24):** Posted four tackles. **Minnesota (10/1):** Logged a then-career-high six stops. **Maryland (10/8):** Made two tackles. **at Purdue (10/29):** Had one stop. **Iowa (11/5):** Grabbed his first career interception on the second play of the fourth quarter...Made one tackle. **at Indiana (11/12):** Made three stops...One stop came on kickoff coverage. **at Rutgers (11/19):** Made two tackles. **Michigan State (11/26):** Totaled a career-best seven tackles...Recovered his first career fumble late in the third quarter, which led to a Penn State touchdown two plays later.

» 2016 GAME-BY-GAME

Tackles (Solo-Assisted-Total)

KENT STATE 0-1-1; at Pitt 0-1-1; TEMPLE 0-0-0; at Michigan 1-3-4; MINNESOTA 3-3-6; MARYLAND 1-1-2; OHIO STATE 0-0-0; at Purdue 0-1-1; IOWA 0-1-1; at Indiana 3-0-3; at Rutgers 1-1-2; MICHIGAN STATE 1-6-7.

» APKE'S CAREER STATISTICS & GAME HIGHS

	UA-A	TK	FF	FR	I	PBU	SACK	TFL
2014	2-0	2	-	-	-	-	-	-
2015	14-12	26	1	-	-	1	-	-
2016	11-17	28	-	1	1	-	-	-
CAREER	27-29	56	1	1	1	1	-	-

Tackles 7; Michigan State, 11/26/16
Forced Fumbles 1; Rutgers, 9/19/15
Fumble Recoveries 1; Michigan State, 11/26/16
Interceptions 1; Iowa, 11/5/16
Pass Breakups 1; Michigan, 11/21/15



26
SAQUON BARKLEY

5-11 > 223 > So./So. Eligible

Running Back > Coplay, Pa.

» CAREER NOTES & RECORDS

Ranks 14th on Penn State's career rushing list with 2,295 yards...Is just the eighth player in Penn State history with multiple 1,000-yard seasons...Sits No. 15 on the career rushing touchdowns chart (22)...Ranks No. 13 with nine career 100-yard games (five in 2015, four in 2016), including two 200-yard efforts...Has 70 rushes of 10 or more yards in his career (34 in 2015, 36 in 2016)...Had a streak of 14 consecutive games with at least one rush of 20 yards snapped at Rutgers (11/19), a streak that was the second-longest in college football in the last 20 years (19 - LaMichael James, Oregon (2008-10))...Became the first Penn State player since Larry Johnson in 2002 (289 yards vs. Michigan State and 327 yards at Indiana)



@PennStateFBall



PSUFBall

to post back-to-back game with 200-plus all-purpose yards, gaining 211 vs. Iowa (11/5) and 277 at Purdue (10/29)...Became the 15th different Penn Stater with a 200-yard rushing game vs. Maryland (10/8) with 202 yards...After posting 207 yards on the ground at Purdue (10/29), he is the first Penn Stater with multiple 200-yard rushing games since Larry Johnson had four in 2002...His 202 rushing yards vs. the Terrapins rank No. 24 on Penn State's single game rushing charts...His 207 yards rushing at Purdue rank No. 21 on the single game charts and are the most since Larry Johnson's 279 yards vs. Michigan State in 2002...His 277 all-purpose yards (207 rushing, 70 receiving) are a Penn State sophomore record and rank No. 14 all-time...Broke Penn State's freshman (true or redshirt) season record with 1,076 rushing yards, surpassing D.J. Dozier's mark of 1,002 set in 1983...His 2015 season effort ranks 17th on the Penn State single season rushing charts...Finished tied for first place on the Penn State true freshman season rushing touchdown (Dozier, 7) and 100-yard rushing games lists (Dozier, 5)...Broke Penn State freshman season record for all-purpose yards with 1,237, surpassing the mark set by Dozier in 1983 (1,191)...Owns the sophomore scoring record with 102 points, passing Kevin Kelly's previous mark of 96 points (2006)...Broke the sophomore rushing touchdowns record with his 14th score of 2016 at Rutgers (11/19) in the third quarter and now has 15 rushing scores...Needs just 18 yards to break the sophomore rushing record set by Evan Royster (1,236, 2008).

» 2016

Awards: Selected one of 18 semifinalists for the Maxwell Award and among 10 semifinalists for the Doak Walker Award...Named to the Big Ten Preseason Honor Roll...Named to the Rotary Lombardi Award Preseason Watch Lists...Named to the Dante Hall Award Watch List...Named Big Ten Offensive Player of the Week on Oct. 10 after his 200-yard rushing performance vs. Maryland...Named CBS National Player of the Week and Big Ten Offensive Player of the Week after totaling 277 all-purpose yards at Purdue (10/29)...Became the first two-time BIG Offensive Player of the Week since Darryll Clark won the award twice in 2009...Named to the *Pro Football Focus* National Team of the Week following his performance at Purdue (10/29)...Named Rose Bowl Game Big Ten Offensive Player of the Week after piling up 211 all-purpose yards vs. Iowa (11/5).

Season: Started 12 games...Is currently No. 12 on the single season rushing yardage chart with 1,219 yards...Six rushing touchdowns in the first three games of the season are the most by a Penn State player since Evan Royster (6) in 2008...Seven combined offensive touchdowns (6 rushing, 1 receiving) were the most by a Penn State player since Lydell Mitchell had seven to begin the 1971 season...Ranks tied for No. 11 on the PSU single season scoring charts (102 points)...Barkley and Tyler Davis are the first set of teammates to score 100 points in the same season...Became the first Nittany Lion since Zach Zwinak (12, 2013) to score 10-plus touchdowns in a season...His 17 overall touchdowns (15 rushing, 2 receiving) are tied for No. 6 on the single season charts...The 17 total touchdowns are the most since Larry Johnson scored 23 in 2002...His 15 rushing touchdowns are No. 7 on Penn State's single season charts...Ranks No. 9 on Penn State's single season all-purpose yards list with 1,563 yards, the highest total since Tony Hunt's 1,654 yards in 2006.

Rankings: Sits No. 1 in the Big Ten and No. 13 in the FBS in total touchdowns (17)...Is No. 1 in the Big Ten and No. 30 nationally in all-purpose yards (130.25 ypg)...Is No. 12 nationally and is tied for the Big Ten lead in rushing touchdowns (15)...Ranks No. 3 in the Big Ten and is No. 33 in the FBS in rushing yards per game (101.6 ypg)...Is No. 5 in the Big Ten and No. 74 nationally in yards per carry (5.35 ypc)...Is No. 37 nationally and No. 4 in the conference in scoring (8.5 ppg).

Kent State (9/3): Posted his first 100-yard game of the season and sixth for his career with 105 yards on 22 carries...Made one catch for 17 yards...Scored his first touchdown of the season on a 7-yard burst to the pylon off the right side in the second quarter. **at Pitt (9/10):** Accounted for 147 all-purpose yards...Carried 20 times for 85 yards and four touchdowns...Caught two passes for 45 yards and a touchdown...Returned one kickoff for 17 yards...Had rushing scores of 3, 1, 1 and 2 yards in the game...Caught a then-career-long 40 yard grab for a touchdown in the third quarter...Accounted for 30 points in the game...The 30 points are tied for No. 4 in Penn State history (fifth occasion)...First Nittany Lion with 30 points since Ki-Jana Carter vs. Michigan State in 1994...His 30 points are the most by a Big Ten player since Melvin Gordon had 30 tallies against Bowling Green in 2014...The four rushing touchdowns are the most by a Nittany Lion since Larry Johnson had four vs. Michigan State in 2002. **Temple (9/17):** Carried nine times for 68 yards and one touchdown...Touchdown

run covered 55 yards...Caught two passes for seven yards. **at Michigan (9/24):** Carried the ball 15 times for 59 yards...Made five receptions for a career-high 77 yards...The 77 receiving yards are the most for a running back since Stephon Green had one catch for 80 yards and a touchdown against Michigan in 2008...Totaled 136 all-purpose yards...Led Penn State in rushing and receiving, the first player to do so since 2014 (Akeel Lynch, at Illinois). **Minnesota (10/1):** Rushed for 63 yards on 20 carries...Juked his way to a 25-yard touchdown run on the first play of overtime to help Penn State reclaim the Governor's Victory Bell...Also caught one pass. **Maryland (10/8):** Logged his first career 200-yard game and became the 15th Penn Stater to eclipse the 200-yard mark with 202 yards and one touchdown on 31 carries...Scored on a 45-yard burst late in the second quarter...His 202 rushing yards were the most since Larry Johnson's 279 yards vs. Michigan State in 2002...The 202 yards rushing rank No. 24 on the single game Penn State charts, tied with John Cappelletti (vs. Maryland, 1972). **Ohio State (10/22):** Carried the ball 12 times for 99 yards...Posted three carries of 10 yards or more, including a 37-yard tote in the fourth quarter that set up Trace McSorley's 2-yard touchdown run. **at Purdue (10/29):** Totaled a Penn State sophomore-record 277 all-purpose yards (207 rushing, 70 receiving), which ranks No. 14 all-time at Penn State...The 207 yards rushing and 277 all-purpose yards were both career highs...His 207 rushing yards marked his second 200-yard rushing effort of the year, marking the first time since 2002 a Penn Stater posted multiple 200-yard rushing games in a single season (4, Larry Johnson)...Posted seven rushes of 10 yards or more, including a career-long 81-yard touchdown run in the fourth quarter...The 81-yard run is the ninth-longest rush in school history and eighth-longest touchdown rush in the Penn State record books...Caught three passes for 70 yards. **Iowa (11/5):** Carried the ball 18 times for 167 yards and one touchdown...Caught one pass for 44 yards and a touchdown...Accumulated 211 total yards in the game, making him the first Penn State player with back-to-back games of 200-plus total yards since Larry Johnson in 2002...Hauled in a 44-yard touchdown catch in the fourth quarter, a career-long reception and the longest TD catch by a running back since Evan Royster in 2009 (49-yards vs. Syracuse)...Broke a 57-yard touchdown run in the second quarter, his longest career scoring rush at Beaver Stadium. **at Indiana (11/12):** Carried the ball a career-high 33 times for 58 yards and two scores...Scored both touchdowns in the fourth quarter, coming on runs of 4 and 2 yards...Caught two passes for 34 yards, including a long of 32. **at Rutgers (11/19):** Toted the ball 16 times for 92 yards and one touchdown...His third-quarter rushing score of 1-yard came following a Penn State blocked punt...Also caught two passes for 25 yards. **Michigan State (11/26):** Carried 12 times for 14 yards...Caught two passes for 11 yards...Did not play in the fourth quarter.

» 2016 GAME-BY-GAME

Rushing (Carries-Yards-TD)

KENT STATE 22-105-1; at Pitt 20-85-4; TEMPLE 9-68-1; at Michigan 15-59-0; MINNESOTA 20-63-1; MARYLAND 31-202-1; OHIO STATE 12-99-0; at Purdue 18-207-2; IOWA 20-167-1; at Indiana 33-58-2; at Rutgers 16-92-1; MICHIGAN STATE 12-14-1.

Receiving (Receptions-Yards-TD)

KENT STATE 1-17-0; at Pitt 2-45-1; TEMPLE 2-7-0; at Michigan 5-77-0; MINNESOTA 1-(-3)-0; MARYLAND 0-0-0; OHIO STATE 0-0-0; at Purdue 3-70-0; IOWA 1-44-1; at Indiana 2-34-0; at Rutgers 2-25-0; MICHIGAN STATE 2-11-0.

» BARKLEY'S CAREER OFFENSIVE STATISTICS & GAME HIGHS

	Att.-Yds.	Avg.	TD	LG	Rec.-Yds.	Avg.	TD	LG
2015	182-1,076	5.9	7	56	20-161	8.1	1	32
2016	228-1,219	5.3	15	81	21-327	15.5	2	44
CAREER	410-2,281	5.6	22	81	41-488	11.9	3	44

Rushing Attempts 33; at Indiana, 11/12/16
Rushing Yards 207; at Purdue, 10/29/16
Rushing Touchdowns 4; at Pitt, 9/10/16
Longest Rush 81 yards; at Purdue, 10/29/16

Receptions 6; at Northwestern, 11/7/15
Receiving Yards 77; at Michigan, 9/24/16
Receiving Touchdowns 1; Three Times: Last Iowa, 11/5/16
Longest Reception 44 yards; Iowa, 11/5/16

All-Purpose Yards 277; at Purdue, 10/29/16

Note: Has one kickoff return for 17 yards in 2016 (at Pitt).



52
RYAN
BATES

6-4 ▶ 305 ▶ So./Fr. Eligible

Guard/Center ▶ Warrington, Pa.

» 2016

Awards: Named to the *Pro Football Focus* Big Ten Team of the Week following his performance vs. Iowa (11/5).

Season: Started 12 games...One of 18 first time starters in 2016...One of 26 freshmen (22 redshirt, 4 true) to appear in 2016.

Kent State (9/3): Made his first career start in his first career game...Helped pave the way for Saquon Barkley's 105-yard rushing effort and protected Trace McSorley, who posted his first career 200-yard passing game. **at Pitt (9/10):** Part of an offensive line that cleared the way for Saquon Barkley's four rushing touchdowns...Blocked for Trace McSorley's 332 passing yards, which ranks No. 15 in Penn State single game history. **Temple (9/17):** Part of a line that didn't allow a sack...Paved the way for three rushing touchdowns...Protected Trace McSorley in his third career 200-yard passing effort. **at Michigan (9/24):** Helped Saquon Barkley move into the top-30 on the career rushing list...Protected Trace McSorley, who threw a touchdown pass in his fifth straight game. **Minnesota (10/1):** Helped Penn State to 471 yards of total offense, the most since racking up an identical total vs. Rutgers in 2015...Protected Trace McSorley to the tune of 408 yards of total offense (335 passing, 73 rushing), the third-highest total in school history...Opened up the left side on Saquon Barkley's game-winning 25-yard touchdown run in overtime. **Maryland (10/8):** Paved the way for 372 total rushing yards, the third-highest total for a Penn State team in Big Ten play and fourth-most in a game and fourth-most in any game for Penn State in the last 20 years...Guided the offense to 524 total yards, the most since 2014 vs. UCF (511) and the most in Big Ten play since 2012 vs. Indiana (546). **Ohio State (10/22):** Cleared the way for Saquon Barkley's 99 rushing yards. **at Purdue (10/29):** Helped Penn State gain more than 500 total yards, ending the game with 511...Blocked for Saquon Barkley's 207 rushing yards and Trace McSorley's 228 yards passing...Had a key downfield block that helped spring Barkley on his 81-yard touchdown run...Helped Penn State score eight offensive touchdowns in the game...Integral part of Penn State scoring 62 points, its most points since scoring 66 vs. Coastal Carolina in 2006 and the most in a Big Ten game since tallying 63 vs. Illinois in 2005. **Iowa (11/5):** Blocked for a 167-yard rushing effort by Saquon Barkley and a 240-yard passing night for Trace McSorley...Helped Penn State to 599 yards of total offense, the most since recording 661 yards at Rutgers (1995) and the highest total offense output by Penn State against a Big Ten team since 653 yards against Michigan State (1994)...Overall Penn State rushed for 359 yards...His efforts enabled the Nittany Lions to go 7-of-14 on third down and the offense did not have a single three-and-out in the game. **at Indiana (11/12):** Helped protect Trace McSorley during his 332-yard passing game, the third of his career - all coming in 2016 - which is fourth in program history...Started at left guard before moving to left tackle after Paris Palmer left the game. **at Rutgers (11/19):** Helped Penn State pile up eighth game of 400-plus yards and the fourth game in 2016 with at least 500 yards...Protected Trace McSorley to the tune of 210 yards passing, his eighth 200-yard passing game of the season. **Michigan State (11/26):** Instrumental in Penn State gaining 463 yards of total offense, its ninth game with at least 400 yards...Helped Trace McSorley pile up 389 yards of total offense, the fifth-most in program history...McSorley threw for 376 yards - the fifth-highest total in school history - with four touchdown passes and rushed for 13 yards.



@PennStateFBall



PSUFBall

2016

PSUnivaled.com

GoPSUsports.com



11
BRANDON
BELL

6-1 > 233 > Sr./Sr. Eligible

Linebacker > Mays Landing, N.J.

>> 2016

Awards: Named Big Ten Defensive Player of the Week and College Sports Madness National Defensive Player of the Week following an 18-tackle effort vs. No. 2 Ohio State (10/22)...Collected the Bednarik Award Player of the Week, given to the National Defensive Player of the Week by the Maxwell Football Club following his efforts vs. No. 2 Ohio State (10/22)... Selected as the Walter Camp National Defensive Player of the Week for his 18-tackle effort vs. Michigan State (11/26)...Is the eighth Penn Stater to earn the Walter Camp NDPOTW honor since 2004 and first since Michael Mauti in 2012.

Season: Started eight games...Posted a career-high 75 stops in his senior campaign...Selected as team captain...His two 18-tackle efforts rank tied for No. 16 on the FBS single game charts...Is one of just three players in the FBS to post multiple games with 18-plus tackles in 2016, joining Nick Cuthbert of Kent State and Rodney Butler of New Mexico State.

Kent State (9/3): Ranked second on the team with eight stops...Grabbed his third career interception to end a Kent State scoring threat at the end of the third quarter. **at Pitt (9/10):** Tied for team high (Wartman-White) with nine tackles, including five solo stops. **Ohio State (10/22):** Returned after missing four games to make a game and career-high 18 tackles...Logged a first-quarter sack of J.T. Barrett for his first tackle for loss and sack of the season...Broke up one pass...Helped the defense hold Ohio State scoreless in two quarters for the first time since Michigan State in 2015, which was Ohio State's last loss...Helped the defense to a season-high 11.0 tackles for loss, the most TFLs since posting 11.0 vs. Maryland in 2015...The 11.0 tackles for loss are the most yielded by the Buckeyes since giving up 11.0 vs. Alabama (2015)...The 6.0 sacks given up by Ohio State are the most since yielding 7.0 against Virginia Tech (2014). **at Purdue (10/29):** Made five stops...Logged one tackle for loss...Helped the defense hold Purdue to just 46 yards rushing, the second opponent held under 50 yards rushing in 2016. **Iowa (11/5):** Made three tackles...Combined with Jason Cabinda on a tackle for loss of quarterback C.J. Beathard on fourth-and-1 during Iowa's opening drive of the game...Helped the defense hold Iowa to just 30 yards rushing, which was 137.9 yards below the Hawkeyes' season average (167.9 ypg)...It was the fewest rushing yards allowed by Penn State since holding Massachusetts to three yards in 2014...It marked the first time Penn State had held two consecutive opponents to 46 yards rushing or fewer since 2007 (Notre Dame, zero yards; FIU, minus-3 yards)...It was the first time since Penn State joined the Big Ten that it held consecutive conference opponents to 50 yards or less of rushing. **at Indiana (11/12):** Ranked third on the team with eight tackles...Had 2.5 tackles for loss...Logged a fourth quarter sack of Richard Lagow, also forcing the fifth and final fumble of the game for Penn State, which was returned for a touchdown by Torrence Brown...Was a part of a defense that forced a season-high five turnovers, the most since forcing five against Maryland in 2015...Penn State's five fumble recoveries were its most since recovering five versus FIU in 2007...Helped the Nittany Lion defense generate nine tackles for loss, marking the seventh time in 2016 the unit has posted at least 9.0 TFL in a game. **at Rutgers (11/19):** Posted a team-high five stops...Sacked the quarterback and forced a fumble on the same play for the second-straight week in the first quarter...Added a quarterback hurry in the fourth quarter...Helped hold Rutgers to just 87 yards of total offense, the fewest given up by Penn State in Big Ten play and the fewest since 2006 vs. Temple (74)...The five first downs allowed are the fewest in B1G play and fewest since 2006 vs. Temple (2)...Aided the Nittany Lions in compiling nine tackles for loss, the eighth time in 2016 they recorded at least 9.0 stops behind the line of scrimmage. **Michigan State (11/26):** Tied his career high with 18 tackles...Combined with Marcus Allen for a first quarter tackle for loss...Added one pass breakup.

>> 2016 GAME-BY-GAME

Tackles (Solo-Assisted-Total)

KENT STATE 3-5-8; at Pitt 5-4-9; TEMPLE DNP; at Michigan DNP; MINNESOTA DNP; MARYLAND DNP; OHIO STATE 8-10-18; at Purdue 3-2-5; IOWA 1-2-3; at Indiana 5-3-8; at Rutgers 3-2-5; MICHIGAN STATE 3-15-18.

>> BELL'S CAREER STATISTICS & GAME HIGHS

	UA-A	TK	FF	FR	I	PBU	SACK	TFL
2013	14-10	24	1	-	-	-	-	-
2014	23-24	47	-	-	1	3	2.0-17	7.0-43
2015	36-29	65	3	1	1	-	5.5-33	12.5-52
2016	32-43	75	2	-	1	2	3.0-25	6.5-31
CAREER	105-106	211	6	1	3	5	11.5-65	26.0-126

Tackles18; Twice: Last Michigan State, 11/26/16
Sacks2.5; at Northwestern, 11/7/15
Tackles for Loss3.5; Twice: Last at Northwestern, 11/7/15
Fumble Recoveries1; Michigan, 11/21/15
Forced Fumbles1; Six Times: Last at Rutgers, 11/19/16
Interceptions1; Three Times: Last Kent State, 9/3/16
Pass Breakups2; Maryland, 11/1/14



81
GORDON
BENTLEY

6-0 > 198 > Sr./Sr. Eligible

Wide Receiver > Blue Bell, Pa.

>> 2016

Season: Appeared in seven games, mostly on special teams.

Temple (9/17): Made his second career appearance (Illinois, 2015). **at Rutgers (11/19):** Made his first career tackles on punt coverage in the third quarter.

>> 2016 GAME-BY-GAME

Receiving (Receptions-Yards-TD)

KENT STATE DNP; at Pitt DNP; TEMPLE 0-0-0; at Michigan DNP; MINNESOTA 0-0-0; MARYLAND 0-0-0; OHIO STATE DNP; at Purdue 0-0-0; IOWA 0-0-0; at Indiana DNP; at Rutgers 0-0-0; MICHIGAN STATE 0-0-0.

Note: Has one career tackle, coming on punt coverage at Rutgers in 2016.



13
SAEED
BLACKNALL

6-3 > 212 > Jr./Sr. Eligible

Wide Receiver > Manalapan, N.J.

>> 2016

Season: Appeared in eight games with six starts.

Kent State (9/3): Made two catches for 24 yards...Made a 21-yard grab on the left sideline on the first play of Penn State's third scoring drive of the game. **Ohio State (10/22):** Made a great back shoulder catch for 37 yards to set up first-and-goal at the OSU 2-yard line...The catch set up Trace McSorley's 2-yard touchdown scamper. **at Purdue (10/29):** Caught one pass for 42 yards...His 42-yard reception came on the first play of a drive that eventually ended in a 29-yard field goal by Tyler Davis. **Iowa (11/5):** Made his lone catch in the first quarter, a 19-yard touchdown grab that opened the scoring. **at Indiana (11/12):** Caught a 43-yard pass from Trace McSorley near the end of the third quarter to set up Penn State's third score of the game. **Michigan State (11/26):** Had three catches for 29 yards...Converted a second-and-long with a 16-yard catch on Penn State's first touchdown drive of the game...Made an 8-yard grab on third-and-3 during Penn State's opening drive of the second half, a drive it scored the go-ahead touchdown on.

>> 2016 GAME-BY-GAME

Receiving (Receptions-Yards-TD)

KENT STATE 2-24-0; at Pitt DNP; TEMPLE DNP; at Michigan DNP; MINNESOTA DNP; MARYLAND 0-0-0; OHIO STATE 1-35-0; at Purdue 1-42-0; IOWA 1-19-1; at Indiana 1-43-0; at Rutgers 0-0-0; MICHIGAN STATE 3-29-0.

>> BLACKNALL'S CAREER OFFENSIVE STATISTICS & GAME HIGHS

	Att.-Yds.	Avg.	TD	LG	Rec.-Yds.	Avg.	TD	LG
2014	1(-1)	(-1.0)	-	(-1)	11-112	10.2	1	24
2015	-	-	-	-	8-248	31.0	1	59
2016	-	-	-	-	9-192	21.3	1	43
CAREER	1(-1)	(-1.0)	-	(-1)	28-552	19.7	3	59

Receptions4; Twice: Last San Diego State, 9/26/15
Receiving Yards101; San Diego State, 9/26/15
Receiving Touchdowns1; Three Times: Last Iowa, 11/5/16
Longest Reception59 yards; at Michigan State, 11/28/15



43
MANNY
BOWEN

6-1 > 220 > So./So. Eligible

Linebacker > Barnegat, N.J.

>> 2016

Season: Appeared in 12 games with 11 starts...One of 18 first time starters in 2016...Made his first career start at Pitt (9/10).

Kent State (9/3): Totaled one tackle...Added his first career pass breakup. **at Pitt (9/10):** Made his first career start...Collected five tackles, all solo...Posted his first career solo tackles for loss in the first quarter. **Temple (9/17):** Notched three tackles...Logged his first career sack with a takedown of Phillip Walker in the second quarter...Had one pass breakup...A part of a front seven that limited Temple to just 38 rushing yards, the fewest since holding Illinois to 37 yards on the ground in 2015. **at Michigan (9/24):** Totaled seven tackles...Tied his career high with 1.0 tackle for loss, a stop behind the line of scrimmage on Michigan's first offensive play of the game. **Minnesota (10/1):** Contributed seven tackles (five solo)...Made a career-best 2.0 tackles for loss, including a fourth quarter takedown behind the line on third down to force a Minnesota field goal. **Maryland (10/8):** Made his first career start at middle linebacker...Totaled five stops...A part of a defense that allowed a season-low 11 first downs...Helped limit Maryland 14 points - all in the first half - 170 rushing yards and 270 yards of total offense, after the Terps entered averaging 43.2 points, 300.0 rushing and 466.2 yards of total offense per game. **Ohio State (10/22):** Notched his first double-digit tackle effort with 12 stops...Added one tackle for loss and one quarterback hurry...Helped the defense hold Ohio State scoreless in two quarters for the first time since Michigan State in 2015, which was Ohio State's last loss...Helped the defense to a season-high 11.0 tackles for loss, the most TFLs since posting 11.0 vs. Maryland in 2015...The 11.0 tackles for loss are the most yielded by the Buckeyes since giving up 11.0 vs. Alabama (2015). **at Purdue (10/29):** Totaled six tackles - five solo...Helped the defense hold Purdue to just 46 yards rushing, the second opponent held under 50 yards rushing in 2016. **Iowa (11/5):** Made four tackles...Helped the defense hold Iowa to just 30 yards rushing, which was 137.9 yards below the Hawkeyes' season average (167.9 ypg)...It was the fewest rushing yards allowed by Penn State since holding Massachusetts to three yards in 2014...It marked the first time Penn State had held two consecutive opponents to 46 yards rushing or fewer since 2007 (Notre Dame, zero yards; FIU, minus-3 yards)...It was the first time since Penn State joined the Big Ten that it held consecutive conference opponents to 50 yards or less of rushing. **at Indiana (11/12):** Made a pair of stops...Had a second-quarter tackle for loss...Helped the Nittany Lion defense generate nine tackles for loss, marking the seventh time in 2016 the unit has posted at least 9.0 TFL in a game. **at Rutgers (11/19):** Had one assisted tackle...Helped hold Rutgers to just 87 yards of total offense, the fewest given up by Penn State in Big Ten play and the fewest since 2006 vs. Temple (74)...The five first downs allowed are the fewest in B1G play and fewest since 2006 vs. Temple (2). **Michigan State (11/26):** Logged nine tackles...Sacked Tyler O'Conner for a loss of nine yards in the second quarter.

>> 2016 GAME-BY-GAME

Tackles (Solo-Assisted-Total)

KENT STATE 0-1-1; at Pitt 5-0-5; TEMPLE 2-1-3; at Michigan 3-4-7; MINNESOTA 5-2-7; MARYLAND 1-4-5; OHIO STATE 4-8-12 at Purdue 5-1-6; IOWA 1-3-4; at Indiana 2-0-2; at Rutgers 0-1-1; MICHIGAN STATE 4-5-9.



@PennStateFBall



PSUFBall

2016

PSUnivaled.com

GoPSUsports.com

» BOWEN'S CAREER STATISTICS & GAME HIGHS

	UA-A	TK	FF	FR	I	PBU	SACK	TFL
2015	12-6	18	1	1	-	-	-	0.5-2
2016	32-30	62	-	-	-	2	2.0-16	7.0-26
CAREER	44-36	80	1	1	-	2	2.0-16	7.5-28

Tackles 12; Ohio State, 10/22/16
Sacks 1.0; Twice: Last Michigan State, 11/26/16
Tackles for Loss 2.0; Minnesota, 10/1/16
Fumble Recoveries 1; Army, 10/3/15
Forced Fumbles 1; at Michigan State, 11/28/15
Pass Breakups 1; Twice: Last Temple, 9/17/16



75
BRENDAN
BROSNAN

6-6 > 295 > Jr./So. Eligible
 Tackle > Park Ridge, Ill.

» 2016

Season: Appeared in two games...Made his season debut at Rutgers (11/19).



31
CAM
BROWN

6-5 > 215 > Fr./Fr. Eligible
 Linebacker > Burtonsville, Md.

» 2016

Season: Appeared in 10 games with two starts...Ranks tied for No. 3 on the team in special teams tackles (6)...Made his first collegiate start vs. Minnesota (10/1)...One of 18 first time starters in 2016...One of 26 freshmen (22 redshirt, 4 true) to appear in 2016.

at Pitt (9/10): Made his first collegiate appearance...Notched his first tackle on defense in the third quarter. **Temple (9/17):** Appeared mostly on special teams...Played three defensive snaps. **at Michigan (9/24):** Made 10 tackles - four solo...His 10 stops are the most for a true freshman linebacker since Khairi Fortt notched 11 tackles vs. Illinois in 2010...Last true freshman with double-digit tackles was Marcus Allen (10, vs. Ohio State) in 2014...Posted his first career tackle for loss in the third quarter.

Minnesota (10/1): Ranked second on the team with nine tackles - six solo. **Ohio State (10/22):** Blocked his first career kick, a fourth-quarter punt that led to a 34-yard Tyler Davis field goal...The block was one of two blocked kicks in the game (Marcus Allen - FG) and helped Penn State block two kicks in a game for the first time since blocking two against FIU in the 2007 season opener (FG & punt). **at Purdue (10/29):** Made three stops. **Iowa (11/5):** Logged three stops, including two on kickoff return. **at Rutgers (11/19):** Made three assisted tackles, including a combined sack of Gio Rescigno in the fourth quarter...One stop came on kickoff coverage...Aided the Nittany Lions in compiling nine tackles for loss, the eighth time in 2016 they recorded at least 9.0 stops behind the line of scrimmage.

» 2016 GAME-BY-GAME

Tackles (Total-Solo-Assisted)

KENT STATE DNP; at Pitt 0-1-1; TEMPLE 0-0-0; at Michigan 4-6-10; MINNESOTA 6-3-9; MARYLAND 0-0-0; OHIO STATE 0-0-0; at Purdue 1-2-3; IOWA 2-1-3; at Indiana 0-0-0; at Rutgers 0-3-3; MICHIGAN STATE 0-0-0.

» BROWN'S CAREER STATISTICS & GAME HIGHS

	UA-A	TK	FF	FR	I	PBU	SACK	TFL
2016	13-16	29	-	-	-	-	0.5-1	1.5-2
CAREER	13-16	29	-	-	-	-	0.5-1	1.5-2

Tackles 10; at Michigan, 9/24/16
Sacks 0.5; at Rutgers, 11/19/16
Tackles for Loss 1.0; at Michigan, 9/24/16
Blocked Kicks 1; Ohio State, 10/22/16



19
TORRENCE
BROWN

6-3 > 257 > Jr./So. Eligible
 Defensive End > Tuscaloosa, Ala.

» 2016

Season: Appeared in 12 games with four starts...One of 18 first time starters in 2016...Made his first collegiate start vs. Temple (9/17).

Kent State (9/3): Combined on three tackles. **at Pitt (9/10):** Collected a career-high six stops...Totaled a career-best 2.0 tackles for loss with a pair of solo TFLs in the third quarter...Forced his first career fumble in the fourth quarter that led to a Tyler Davis field goal. **Temple (9/17):** Made four tackles...Forced his second fumble of the season in the fourth quarter...Had 1.0 tackle for loss, which included combining with Robert Windsor on a fourth quarter sack...A part of a front seven that limited Temple to just 38 rushing yards, the fewest since holding Illinois to 37 yards on the ground in 2015. **at Michigan (9/24):** Notched three stops...Made 1.0 tackle for loss, a stop for a loss of five yards in the first quarter. **Minnesota (10/1):** Made one tackle. **Maryland (10/8):** Made one tackle...Recovered Koa Farmer's forced fumble in the second quarter for his second career fumble recovery. **Ohio State (10/22):** Made three stops, including combining with Jason Cabinda on a tackle for loss in the second quarter...Helped the defense hold Ohio State scoreless in two quarters for the first time since Michigan State in 2015, which was Ohio State's last loss...Helped the defense to a season-high 11.0 tackles for loss, the most TFLs since posting 11.0 vs. Maryland in 2015...The 11.0 tackles for loss are the most yielded by the Buckeyes since giving up 11.0 vs. Alabama (2015). **at Purdue (10/29):** Made three stops...Helped the defense hold Purdue to just 46 yards rushing, the second opponent held under 50 yards rushing in 2016. **at Indiana (11/12):** Scored his first career touchdown on a fourth-quarter fumble recovery, returning it nine yards for the final score of the game for Penn State...Was a part of a defense that forced a season-high five turnovers, the most since forcing five against Maryland in 2015...Penn State's five fumble recoveries were its most since recovering five versus FIU in 2007. **at Rutgers (11/19):** Had two tackles...Posted a tackle for loss in the fourth quarter, a stop of RU running back Justin Goodwin for a 1-yard loss...Aided the Nittany Lions in compiling nine tackles for loss, the eighth time in 2016 they recorded at least 9.0 stops behind the line of scrimmage. **Michigan State (11/26):** Made two stops...Combined with Jason Cabinda on a third-quarter tackle for loss.

» 2016 GAME-BY-GAME

Tackles (Solo-Assisted-Total)


KENT STATE 3-0-3; at Pitt 5-1-6; TEMPLE 1-3-4; at Michigan 2-1-3; MINNESOTA 1-0-1; MARYLAND 0-1-1; OHIO STATE 1-2-3; at Purdue 2-1-3; IOWA 0-0-0; at Indiana 0-0-0; at Rutgers 1-1-2; MICHIGAN STATE 0-2-2.

» BROWN'S CAREER STATISTICS & GAME HIGHS

	UA-A	TK	FF	FR	I	PBU	SACK	TFL
2015	5-6	11	-	1	-	-	1.5-4	5.5-14
2016	13-15	28	2	2	-	-	0.5-4	6.0-18
CAREER	18-21	39	2	3	-	-	2.0-8	11.5-32

Tackles 6; at Pitt, 9/10/16
Sacks 1.0; Michigan, 11/21/15
Tackles for Loss 2.0; Twice: Last at Pitt, 9/10/16
Forced Fumbles 1; Twice: Last Temple, 9/17/16
Fumble Recoveries 1; Three Times: Last at Indiana, 11/12/16

Note: Has one career touchdown - a 9-yard fumble recovery for a score at Indiana (11/12/16).



97
RYAN
BUCHHOLZ

6-6 > 270 > So./Fr. Eligible
 Defensive End > Malvern, Pa.

» 2016

Season: Appeared in 11 games...One of 26 freshmen (22 redshirt, 4 true) to appear in 2016.

Kent State (9/3): Made two tackles, including his first career sack...Combined with Brandon Bell for his first career stop in the first quarter...Sacked Kent State quarterback Mylik Mitchell to end KSU's final drive of the game for a loss of seven yards...Penn State's seven sacks were the most since logging seven at Northwestern in 2011. **at Pitt (9/10):** Made two stops - both solo. **Temple (9/17):** Had one tackle...Combined with Parker Cothren on a second quarter tackle for loss...A part of a front seven that limited Temple to just 38 rushing yards, the fewest since holding Illinois to 37 yards on the ground in 2015. **at Michigan (9/24):** Made one tackle. **Maryland (10/8):** Made two assisted tackles. **Ohio State (10/22):** Made a career-high three tackles, including two solo. **at Purdue (10/29):** Took down Purdue quarterback David Blough on the first play of the fourth quarter for his second career sack, his lone stop of the game. **Iowa (11/5):** Made one tackle, a solo sack of C.J. Beathard for a loss of seven yards in the fourth quarter. **at Indiana (11/12):** Made two tackles. **Michigan State (11/29):** Dropped running back LJ Scott for a loss of five yards for his only tackle of the game in the first quarter.

» 2016 GAME-BY-GAME

Tackles (Solo-Assisted-Total)

KENT STATE 1-1-2; at Pitt 2-0-2; TEMPLE 0-1-1; at Michigan 0-1-1; MINNESOTA 0-0-0; MARYLAND 0-2-2; OHIO STATE 2-1-3; at Purdue 1-0-1; IOWA 1-0-1; at Indiana 2-0-2; at Rutgers DNP; MICHIGAN STATE 1-0-1.

» BUCHHOLZ'S CAREER STATISTICS & GAME HIGHS

	UA-A	TK	FR	FF	I	PBU	SACK	TFL
2016	10-6	16	-	-	-	-	3.0-20	4.5-25
CAREER	10-6	16	-	-	-	-	3.0-20	4.5-25

Tackles 3; Ohio State, 10/22/16
Sacks 1.0; Three Times: Last Iowa, 11/5/16
Tackles for Loss 1.0; Four Times: Last Michigan State, 11/26/16



40
JASON
CABINDA

6-1 > 232 > Jr./Jr. Eligible
 Linebacker > Flemington, N.J.

» 2016

Awards: Selected to the Bednarik Award, Butkus Award and Lott IMPACT Trophy Preseason Watch Lists...Awarded a Helmet Sticker by College Football Final following 13-tackle effort vs. Ohio State (10/22)...Named to the *Pro Football Focus* Big Ten Team of the Week after his showing at Rutgers (11/19).

Season: Started seven games...Has eight-or-more tackles in six of the seven games he has played this season...Logged eight-or-more stops in nine of his last 11 games dating back to 2015.

Kent State (9/3): Made a team-high 11 tackles for his fourth career double-digit tackle game. **Ohio State (10/22):** Returned after missing five games to make 13 tackles, including a career-high-tying 2.0 tackles for loss...His fourth quarter takedown of J.T. Barrett for a loss of 13 yards to force fourth-and-23 on the Buckeyes final drive...Broke up one pass...Helped the defense hold Ohio State scoreless in two quarters for the first time since Michigan State in 2015, which was Ohio State's last loss...Helped the defense to a season-high 11.0 tackles for loss, the most TFLs since posting 11.0 vs. Maryland in 2015...The 11.0 tackles for loss are the most yielded by the Buckeyes since giving up 11.0 vs. Alabama (2015)...The 6.0 sacks given up by Ohio State are the most since yielding 7.0



@PennStateFBall



PSUFBall

2016

PSUnivaled.com

GoPSUsports.com

against Virginia Tech (2014). **at Purdue (10/29):** Boasted a game-high nine tackles - six solo...Helped the defense hold Purdue to just 46 yards rushing, the second opponent held under 50 yards rushing in 2016. **Iowa (11/5):** Posted nine tackles...Made a leaping stop of C.J. Beathard to end Iowa's opening drive on a fourth-and-1 attempt, combining with Brandon Bell on the stop...Helped the defense hold Iowa to just 30 yards rushing, which was 137.9 yards below the Hawkeyes' season average (167.9 ypg)...It was the fewest rushing yards allowed by Penn State since holding Massachusetts to five yards in 2014...It marked the first time Penn State had held two consecutive opponents to 46 yards rushing or fewer since 2007 (Notre Dame, zero yards; FIU, minus-3 yards)...It was the first time since Penn State joined the Big Ten that it held consecutive conference opponents to 50 yards or less of rushing. **at Indiana (11/12):** Totaled nine tackles, including eight solo...Had a solo tackle for loss in the third quarter...Helped the Nittany Lion defense generate nine tackles for loss, marking the seventh time in 2016 the unit has posted at least 9.0 TFL in a game. **at Rutgers (11/19):** Had three solo stops and a career-high two pass breakups...Helped hold Rutgers to just 87 yards of total offense, the fewest given up by Penn State in Big Ten play and the fewest since 2006 vs. Temple (74)...The five first downs allowed are the fewest in B1G play and fewest since 2006 vs. Temple (2). **Michigan State (11/26):** Totaled eight stops...Combined with Torrence Brown on a third-quarter tackle for loss.

» 2016 GAME-BY-GAME

Tackles (Solo-Assisted-Total)

KENT STATE 5-6-11; at Pitt DNP; TEMPLE DNP; at Michigan DNP; MINNESOTA DNP; MARYLAND DNP; OHIO STATE 3-10-13; at Purdue 6-3-9; IOWA 1-8-9; at Indiana 8-1-9; at Rutgers 3-0-3; MICHIGAN STATE 0-8-8.

» CABINDA'S CAREER STATISTICS & GAME HIGHS

	UA-A	TK	FF	FR	I	PBU	SACK	TFL
2014	7-10	17	-	-	-	-	-	0.5-1
2015	39-61	100	1	-	1	5	2.5-33	5.5-37
2016	26-36	62	-	-	-	3	1.0-13	4.0-20
CAREER	72-107	179	1	-	1	8	3.5-46	10.0-58

Tackles 14; Army, 10/3/15
Sacks 2.0; Army, 10/3/15
Tackles for Loss 2.0; Twice: Last Ohio State, 10/22/16
Forced Fumbles 1; Army, 10/3/15
Interceptions 1; at Northwestern, 11/7/15
Pass Breakups 2; at Rutgers, 11/19/16



1
CHRISTIAN
CAMPBELL

6-1 > 194 > Jr./Jr. Eligible

Cornerback > Phenix City, Ala.

» 2016

Season: Appeared in 10 games with two starts...Made his first start of the season and second of his career vs. Temple (9/17).

Kent State (9/3): Recorded three stops...Notched a tackle for loss in the third quarter on a wide receiver screen. **at Pitt (9/10):** Had two tackles, both solo...Had Penn State's only pass breakup. **Temple (9/17):** Had two tackles. **at Michigan (9/24):** Totaled two tackles...Had one pass breakup. **Minnesota (10/1):** Made three tackles in the first half, before leaving the game midway through the second quarter. **at Purdue (10/29):** Made three tackles...Pulled in his second career interception in the fourth quarter to set up Penn State's final score of the game...Helped Penn State force four turnovers. **Iowa (11/5):** Logged two solo hits. **at Indiana (11/12):** Had one tackle...Posted a career-high two pass breakups...Recovered his first career fumble on a muffed punt at the IU 6-yard line in the second quarter, which led to a Penn State touchdown. **at Rutgers (11/19):** Totaled three stops. **Michigan State (11/29):** Made two tackles...Added a pass breakup in the fourth quarter.

» 2016 GAME-BY-GAME


Tackles (Solo-Assisted-Total)

KENT STATE 1-2-3; at Pitt 2-0-2; TEMPLE 1-1-2; at Michigan 2-0-2; MINNESOTA 1-2-3; MARYLAND DNP; OHIO STATE 0-0-0; at Purdue 1-2-3; IOWA 2-0-2; at Indiana 1-0-1; at Rutgers 1-2-3; MICHIGAN STATE 1-1-2.

» CAMPBELL'S CAREER STATISTICS & GAME HIGHS

	UA-A	TK	FR	FF	I	PBU	SACK	TFL
2014	9-1	10	-	-	1	2	-	1.0-1
2015	6-10	16	-	-	2	2	-	1.0-2
2016	13-10	23	1	-	1	5	-	1.0-4
CAREER	28-21	49	1	-	2	9	-	3.0-7

Tackles 5; Indiana, 10/10/15
Tackles for Loss 1.0; Three Times: Last Kent State, 9/3/16
Fumble Recoveries 1, at Indiana, 11/12/16
Interceptions 1; Twice: at Purdue, 10/29/16
Pass Breakups 2; at Indiana, 11/12/16



46
COLIN
CASTAGNA

6-4 > 253 > So./So. Eligible

Defensive End > Barrington, Ill.

» 2016

Season: Appeared in five games.

at Michigan (9/24): Made his season debut. **at Purdue (10/29):** Made his first career tackle in the fourth quarter, a tackle for loss. **at Rutgers (11/19):** Had one tackle.

» 2016 GAME-BY-GAME

Tackles (Solo-Assisted-Total)

KENT STATE DNP; at Pitt DNP; TEMPLE DNP; at Michigan 0-0-0; MINNESOTA DNP; MARYLAND 0-0-0; OHIO STATE DNP; at Purdue 1-0-1; IOWA DNP; at Indiana DNP; at Rutgers 0-1-1; MICHIGAN STATE 0-0-0.

» CASTAGNA'S CAREER STATISTICS & GAME HIGHS

	UA-A	TK	FF	FR	I	PBU	SACK	TFL
2016	1-1	2	-	-	-	-	-	1.0-2
CAREER	1-1	2	-	-	-	-	-	1.0-2

Tackles 1; Twice: Last at Rutgers, 11/19/16
Tackles for Loss 1.0; at Purdue, 10/29/16



11
IRVIN
CHARLES

6-4 > 219 > So./Fr. Eligible

Wide Receiver > Sicklerville, N.J.

» 2016

Season: Appeared in 12 games...One of 26 freshmen (22 redshirt, 4 true) to appear in 2016...Has seen time on offense and special teams.

Kent State (9/3): Made his collegiate debut. **Minnesota (10/1):** Made his first career reception, an 80-yard touchdown catch in the third quarter...Is the first Penn State wide receiver to catch a touchdown for his first career reception since Justin King's 59-yard scoring grab on his first reception vs. Cincinnati in 2005...The 80-yard catch is the longest for a Penn State player since Derek Moye's 80 yarder from Rob Bolden vs. Illinois on Oct. 9, 2010. **Maryland (10/8):** Made a big special teams tackle on a punt return late in the third quarter. **Ohio State (10/22):** Made a solo stop on kickoff return in the third quarter. **at Purdue (10/29):** Made one reception, a 26 yarder which set up Penn State with first-and-goal from the Purdue 2-yard line in the fourth quarter. **at Indiana (11/12):** Made two tackles, including one on kickoff coverage...Returned one kickoff for 11 yards. **at Rutgers (11/19):** Posted one special teams tackle.

» 2016 GAME-BY-GAME

Receiving (Receptions-Yards-TD)

KENT STATE 0-0-0; at Pitt 0-0-0; TEMPLE 0-0-0; at Michigan 0-0-0; MINNESOTA 1-80-1; MARYLAND 0-0-0; OHIO STATE 0-0-0; at Purdue 1-26-0; IOWA 0-0-0; at Indiana 0-0-0; MICHIGAN STATE 0-0-0.

» CHARLES' CAREER OFFENSIVE STATISTICS & GAME HIGHS

	Att.	Yds.	Avg.	TD	LG	Rec.	Yds.	Avg.	TD	LG
2016	-	-	-	-	-	2-106	53.0	1	80	-
CAREER	-	-	-	-	-	2-106	53.0	1	80	-

Receptions 1; Twice: Last at Purdue, 10/29/16
Receiving Yards 80; Minnesota, 10/1/16
Receiving Touchdowns 1; Minnesota, 10/1/16
Longest Reception 80; Minnesota, 10/1/16

Note: Has five tackles, including four on special teams in 2016...Has one kickoff return for 11 yards at Indiana (11/12/16).



56
TYRELL
CHAVIS

6-3 > 295 > Jr./Jr. Eligible

Defensive Tackle > Richmond, Va.

» 2016

Season: Appeared in 12 games.

Kent State (9/3): Made his Penn State debut...Totaled two tackles. **at Pitt (9/10):** Had one stop. **at Michigan (9/24):** Tied a career high with two stops. **Minnesota (10/1):** Made one tackle. **Maryland (10/8):** Recorded his first career tackle for loss late in the third quarter for his only stop of the game. **Ohio State (10/22):** Made one tackle. **Iowa (11/5):** Notched one tackle. **at Indiana (11/12):** Made one tackle. **Michigan State (11/26):** Made one tackle.

» 2016 GAME-BY-GAME

Tackles (Solo-Assisted-Total)

KENT STATE 0-2-2; at Pitt 0-1-1; TEMPLE 0-0-0; at Michigan 0-2-2; MINNESOTA 0-1-1; MARYLAND 1-0-1; OHIO STATE 0-1-1; at Purdue 0-0-0; IOWA 0-1-1; at Indiana 0-1-1; at Rutgers 0-0-0; MICHIGAN STATE 0-1-1.

» CHAVIS' CAREER STATISTICS & GAME HIGHS

	UA-A	TK	FF	FR	I	PBU	SACK	TFL
2016	1-10	11	-	-	-	-	-	1.0-2
CAREER	1-10	11	-	-	-	-	-	1.0-2

Tackles 2; Twice: Last at Michigan, 9/24/16
Tackles for Loss 1.0; Maryland, 10/8/16



33
JAKE
COOPER

6-1 > 230 > So./So. Eligible

Linebacker > Doylestown, Pa.

» 2016

Season: Appeared in six games with two starts...Made his first start of the season and second of his career vs. Temple (9/17)...Will miss the remainder of the season due to an injury.

at Pitt (9/10): Made two stops. **Temple (9/17):** Collected five tackles...A part of a front seven that limited Temple to just 38 rushing yards, the fewest since holding Illinois to 37 yards on the ground in 2015. **at Michigan (9/24):** Tied a career high with six tackles. **Minnesota (10/1):** Notched two tackles.

» 2016 GAME-BY-GAME

Tackles (Solo-Assisted-Total)

KENT STATE 0-0-0; at Pitt 0-2-2; TEMPLE 1-4-5; at Michigan 2-4-6; MINNESOTA 1-1-2; MARYLAND DNP; OHIO STATE DNP; at Purdue 0-0-0; IOWA INJ; at Indiana INJ; at Rutgers INJ; MICHIGAN STATE INJ.

» COOPER'S CAREER STATISTICS & GAME HIGHS

	UA-A	TK	FF	FR	I	PBU	SACK	TFL
2015	9-5	14	-	-	-	1	1.0-11	2.5-15
2016	4-11	15	-	-	-	-	-	-
CAREER	13-16	29	-	-	-	1	1.0-11	2.5-15

Tackles 6; Twice: Last at Michigan, 9/24/16
Sacks 1.0; Buffalo, 9/12/15
Tackles for Loss 1.0; Twice: Last vs. Maryland, 10/24/15
Pass Breakups 1; Rutgers, 9/19/15



@PennStateFBall



PSUFBall

2016

PSUnivaled.com

GoPSUsports.com



52
CURTIS
COTHRAN

6-5 > 285 > Sr./Jr. Eligible

Defensive Tackle > Newtown, Pa.

>> 2016

Season: Appeared in eight games with six starts...One of 18 first time starters in 2016...Made his first career start vs. Ohio State (10/22)... Switched from defensive end to defensive tackle this season.

Minnesota (10/1): Made one tackle. **Maryland (10/8):** Had one assisted stop. **Ohio State (10/22):** Had one assisted stop...Helped the defense hold Ohio State scoreless in two quarters for the first time since Michigan State in 2015, which was Ohio State's last loss. **Iowa (11/5):** Made three tackles...Combined with Garrett Sickels for a third quarter tackle for loss...Helped the defense hold Iowa to just 30 yards rushing, which was 137.9 yards below the Hawkeyes' season average (167.9 ypg)...It was the fewest rushing yards allowed by Penn State since holding Massachusetts to three yards in 2014...It marked the first time Penn State had held two consecutive opponents to 46 yards rushing or fewer since 2007 (Notre Dame, zero yards; FIU, minus-3 yards)...It was the first time since Penn State joined the Big Ten that it held consecutive conference opponents to 50 yards or less of rushing. **at Indiana (11/22):** Had one tackle. **at Rutgers (11/19):** Posted two tackles...Helped hold Rutgers to just 87 yards of total offense, the fewest given up by Penn State in Big Ten play and the fewest since 2006 vs. Temple (74)...The five first downs allowed are the fewest in B1G play and fewest since 2006 vs. Temple (2). **Michigan State (11/26):** Logged four tackles, including 1.0 tackle for loss...Combined with Evan Schwan on a third-quarter sack of Tyler O'Connor.

>> 2016 GAME-BY-GAME

Tackles (Total-Solo-Assisted)

KENT STATE DNP; at Pitt DNP; TEMPLE; DNP; at Michigan DNP; MINNESOTA 0-1-1; MARYLAND 0-1-1; OHIO STATE 0-1-1; at Purdue 0-0-0; IOWA 2-1-3; at Indiana 1-0-1; at Rutgers 1-1-2; MICHIGAN STATE 0-4-4.

>> COTHRAN'S CAREER STATISTICS & GAME HIGHS

	UA-A	TK	FF	FR	I	PBU	SACK	TFL
2014	1-0	1	-	-	-	-	-	1.0-2
2015	5-11	16	-	-	-	-	2.5-27	4.0-31
2016	4-9	13	-	-	-	-	0.5-5	1.5-8
CAREER	10-20	30	-	-	-	-	3.0-32	6.5-41

Tackles 4; Twice: Last Michigan State, 11/26/16

Sacks 1.0; Twice: Last San Diego State, 9/26/15

Tackles for Loss 1.0; Five Times: Last Michigan State, 11/26/16



41
PARKER
COTHREN

6-4 > 295 > Sr./Jr. Eligible

Defensive Tackle > Huntsville, Ala.

>> 2016

Season: Started 11 games...One of 18 first time starters in 2016.

Kent State (9/3): Made his first career start...Made two tackles... Combined with Antoine White for a fourth quarter sack...Penn State's seven sacks were the most since logging seven at Northwestern in 2011. **at Pitt (9/10):** Made one stop. **Temple (9/17):** Totaled a career-high seven tackles...Added a career-best 2.5 tackles for loss...Combined with Ryan Buchholz for a second quarter sack, his fourth career game with 0.5 sack...A part of a front seven that limited Temple to just 38 rushing yards, the fewest since holding Illinois to 37 yards on the ground in 2015. **at Michigan (9/24):** Had one tackle. **Minnesota (10/1):** Had two tackles... Combined with Brandon Smith for a tackle for loss in the first quarter. **Maryland (10/8):** Logged two tackles...A part of a defense that allowed a season-low 11 first downs...Helped limit Maryland 14 points - all in the first half - 170 rushing yards and 270 yards of total offense, after the Terps

entered averaging 43.2 points, 300.0 rushing and 466.2 yards of total offense per game. **Ohio State (10/22):** Notched one tackle, a combined tackle for loss with Jason Cabinda in the first quarter...Helped the defense hold Ohio State scoreless in two quarters for the first time since Michigan State in 2015, which was Ohio State's last loss...Helped the defense to a season-high 11.0 tackles for loss, the most TFLs since posting 11.0 vs. Maryland in 2015...The 11.0 tackles for loss are the most yielded by the Buckeyes since giving up 11.0 vs. Alabama (2015). **at Indiana (11/22):** Had one tackle. **at Rutgers (11/19):** Ranked second on the team with four tackles...Combined with Koa Farmer on a tackle for loss in the second quarter...Helped hold Rutgers to just 87 yards of total offense, the fewest given up by Penn State in Big Ten play and the fewest since 2006 vs. Temple (74)...The five first downs allowed are the fewest in B1G play and fewest since 2006 vs. Temple (2)...Aided the Nittany Lions in compiling nine tackles for loss, the eighth time in 2016 they recorded at least 9.0 stops behind the line of scrimmage. **Michigan State (11/26):** Sacked Tyler O'Conner in the fourth quarter for his lone stop of the game.

>> 2016 GAME-BY-GAME

Tackles (Solo-Assisted-Total)

KENT STATE 0-2-2; at Pitt 0-1-1; TEMPLE 2-5-7; at Michigan 0-1-1; MINNESOTA 0-2-2; MARYLAND 1-1-2; OHIO STATE 0-1-1; at Purdue DNP; IOWA 0-0-0; at Indiana 1-0-1; at Rutgers 3-1-4; MICHIGAN STATE 1-0-1.

>> COTHRAN'S CAREER STATISTICS & GAME HIGHS

	UA-A	TK	FF	FR	I	PBU	SACK	TFL
2014	8-3	11	-	-	-	-	0.5-1	2.5-6
2015	4-9	13	-	-	-	1	0.5-2	0.5-2
2016	8-14	22	-	-	-	-	2.0-6	5.5-13
CAREER	20-26	46	-	-	-	1	3.0-9	8.5-21

Tackles 7; Temple, 9/17/16

Sacks 1.0; Michigan State, 11/26/16

Tackles for Loss 2.5; Temple, 9/17/16

Pass Breakups 1; Michigan, 11/21/15



38
DESI
DAVIS

5-11 > 178 > Jr./So. Eligible

Cornerback > Ardmore, Pa.

>> 2016

Season: Appeared in one game. **Temple (9/17):** Made his collegiate debut.



95
TYLER
DAVIS

5-11 > 180 > Sr./Jr. Eligible

Kicker/Punter > St. Charles, Ill.

>> CAREER NOTES & RECORDS

Ranks tied for No. 12 on Penn State's career field goals made charts with 29...Owns the school record for consecutive field goals made with 18, breaking Sam Ficken's mark of 15 straight makes between the 2012 and 2013 seasons...Had his consecutive field goals made streak snapped on a first quarter blocked kick vs. Ohio State...The 18-straight made field goals were tied for the longest streak in the Big Ten since Brad Craddock (UMD) converted 24 straight in from 2013-14...The 18 consecutive field goals are tied for the fourth-longest streak in Big Ten history.

>> 2016

Awards: Named one of 20 semifinalists for the Lou Groza Award...Named one of three Lou Groza Award Stars of the Week on Oct. 3, 2016, following his effort vs. Minnesota, which included a game-tying field goal in the final seconds of regulation...Earned Big Ten Co-Special Teams Player of the Week (McCarron - Iowa) following a 4-for-4 effort on field goal attempts and a career-high 15 points at Rutgers (11/19).

Season: Started 12 games at place kicker...Off to the best kicking start in Penn State history...Joins Brett Conway (62, 1994) and Kevin Kelly (60) as the only place kickers with 50-plus made extra points in a single season... Is tied for No. 4 on Penn State's single season field goals made charts (21)... Ranks No. 8 on the PSU single season scoring charts (113 points)...Davis and Saquon Barkley are the are the first set of teammates to score 100 points in the same season.

Rankings: Tied No. 1 in the B1G and No. 8 in the FBS in field goals per game (1.75 fpgp)...Tied for No. 1 in the Big Ten and No. 11 nationally with a .913 field goal percentage...Is No. 2 in the Big Ten and No. 18 nationally in scoring (9.4 ppg).

Kent State (9/3): Converted on all five kicks for nine points...Was 3-for-3 on extra points...Connected on field goals of 29 and 28 yards. **at Pitt (9/10):** Connected on a 38-yard field goal in the fourth quarter...Nailed all four extra point attempts. **Temple (9/17):** Tallied 10 points...Knocked in both field goal attempts and all four extra points...Converted field goals of 30 and a season-long 40 yards. **at Michigan (9/24):** Connected on a 21-yard field goal in the third quarter...Converted his only extra point attempt. **Minnesota (10/1):** Converted three field goals (19, 27, 40 yards) to push his streak to 17 straight makes to begin his career and set the school record...Also made both extra point attempts to account for 11 points. **Maryland (10/8):** Handled five PAT attempts and converted his only field goal of the game for eight points...Connected on a 30-yard field goal in the second quarter to extend his school-record streak to 18 straight makes. **Ohio State (10/22):** Had his consecutive field goals made streak snapped on a blocked first quarter attempt from 39 yards...Converted a field goal in the fourth quarter from 34 yards out...Hit all three extra point attempts. **at Purdue (10/29):** Converted all 10 of his kicks...Scored a then-career-high 14 points, with a pair of field goals and a career-best eight extra points...Connected on field goals of 29 and 33 yards. **Iowa (11/5):** Converted all five extra point attempts and was 2-of-3 on field goals...Scored 11 points...His unsuccessful field goal attempt was blocked in the first quarter...Converted field goals of 30 and 37 yards. **at Indiana (11/12):** Converted all seven kicks on the afternoon...Hit his only field goal attempt, a 39-yarder...Was six-for-six on extra points. **at Rutgers (11/19):** Connected on all seven kicks in wet and windy conditions...Converted field goals of 32, 34, 40 and 32 yards...His four made field goals are a career high total...Also made all three extra point attempts...The 15 points scored are also a career high. **Michigan State (11/26):** Scored nine points with one field goal and six extra points...Connected on a 35-yard field goal in the second quarter.


>> DAVIS' CAREER SCORING STATISTICS & GAME HIGHS

	FGM-A	%	0-19	20-29	30-39	40-49	50+	LG	XP	PTS
2015	8-8	100.0	2-2	3-3	2-2	1-1	-	42	11-11	35
2016	21-23	.913	1-1	5-5	12-14	3-3	-	40	50-50	113
CAREER 29-31	.935	3-3	8-8	14-16	4-4	-	42	61-61	148	

Points Scored 15; at Rutgers, 11/19/16
PATs Made 8; at Purdue, 10/29/16
Field Goals Made 4; at Rutgers, 11/19/16
Field Goals Attempted 4; at Rutgers, 11/19/16
Longest Field Goal 42 yards; Illinois, 10/31/15

>> DAVIS' CAREER KICKOFF STATISTICS

	No.	Yds	AVG	TB	OB
2015	10	595	59.5	3	1
2016	-	-	-	-	-
CAREER	10	595	59.5	3	1



78
TOM
DEVENNEY

6-1 > 309 > Sr./Jr. Eligible

Center/Guard > Lititz, Pa.

>> 2016

Season: Appeared in one game...Made his season debut vs. Michigan State (11/26).



@PennStateFBal



PSUFball

2016

PSUnivald.com

GoPSUsports.com



39
FRANK
DiLEO

5-9 > 210 > So./Fr. Eligible
Linebacker > Elmhurst, Ill.

» 2016

Season: Appeared in one game...Made his collegiate debut vs. Michigan State (11/26)...One of 26 freshmen (22 redshirt, 4 true) to appear in 2016.



53
DEREK
DOWREY

6-3 > 323 > Gr./Sr. Eligible
Guard/Center > Winchester, Va.

» 2016

Awards: Named to the *Pro Football Focus* Big Ten Team of the Week after his showing at Indiana (11/12).

Season: Appeared in 12 games with six starts. **Kent State (9/3):** Helped pave the way for Saquon Barkley's 105-yard rushing effort and protected Trace McSorley, who posted his first career 200-yard passing game. **at Pitt (9/10):** Part of an offensive line that cleared the way for Saquon Barkley's four rushing touchdowns...Blocked for Trace McSorley's 332 passing yards, which ranks No. 15 in Penn State single game history. **Temple (9/17):** Part of a line that didn't allow a sack...Paved the way for three rushing touchdowns...Protected Trace McSorley in his third career 200-yard passing effort. **at Michigan (9/24):** Helped Saquon Barkley move into the top-30 on the career rushing list...Protected Trace McSorley, who threw a touchdown pass in his fifth straight game. **at Purdue (10/29):** Made one special teams tackle on punt coverage. **at Indiana (11/12):** Made one tackle following a Trace McSorley interception. **at Rutgers (11/19):** Helped Penn State pile up eighth game of 400-plus yards and the fourth game in 2016 with at least 500 yards...Protected Trace McSorley to the tune of 210 yards passing, his eighth 200-yard passing game of the season. **Michigan State (11/26):** Instrumental in Penn State gaining 463 yards of total offense, its ninth game with at least 400 yards...Helped Trace McSorley pile up 389 yards of total offense, the fifth-most in program history...McSorley threw for 376 yards - the fifth-highest total in school history - with four touchdown passes and rushed for 13 yards.

Note: Has three career tackles, including two in 2016.



7
KOA
FARMER

6-1 > 222 > Jr./So. Eligible
Linebacker > Lake View Terrace, Calif.

» 2016

Awards: Named to the *Pro Football Focus* National Team of the Week following his performance at Purdue (10/29).

Season: Appeared in 12 games with one start...Moved from safety to linebacker following the Temple game...Made his first career start vs. Maryland (10/8) at linebacker...One of 18 first time starters in 2016.

Kent State (9/3): Made his first career tackle in the fourth quarter, a combined stop with Jason Cabinda. **at Michigan (9/24):** Made three tackles. **Minnesota (10/1):** Had three tackles...Made his first career tackle for loss with a combined stop with Shareef Miller. **Maryland (10/8):** Notched a career-high five tackles...Logged his first career sack and forced fumble on the same play in the second quarter...Combined with Brandon on a third quarter TFL to give him a career-high 1.5 tackles for loss on the day...A part of a defense that allowed a season-low 11

first downs...Helped limit Maryland 14 points - all in the first half - 170 rushing yards and 270 yards of total offense, after the Terps entered averaging 43.2 points, 300.0 rushing and 466.2 yards of total offense per game. **Ohio State (10/22):** Made two tackles, one on special teams and one on defense. **at Purdue (10/29):** Made three stops...Added his first career pass breakup in the second quarter...Returned one kickoff for three yards. **Iowa (11/5):** Totaled three stops, including a fourth quarter sack of C.J. Beathard on third-and-2. **at Indiana (11/12):** Had three tackles. **at Rutgers (11/19):** Made one stop, a combined tackle for loss with Parker Cothren in the second quarter...Aided the Nittany Lions in compiling nine tackles for loss, the eighth time in 2016 they recorded at least 9.0 stops behind the line of scrimmage. **Michigan State (11/26):** Made two tackles.

» 2016 GAME-BY-GAME

Tackles (Solo-Assisted-Total)

KENT STATE 0-1-1; at Pitt 0-0-0; TEMPLE 0-0-0 at Michigan 2-1-3; MINNESOTA 2-1-3; MARYLAND 1-4-5; OHIO STATE 1-1-2; at Purdue 2-1-3; IOWA 3-0-3; at Indiana 0-3-3; at Rutgers 0-1-1; MICHIGAN STATE 0-2-2.

» FARMER'S CAREER STATISTICS & GAME HIGHS

	UA-A	TK	FF	FR	I	PBU	SACK	TFL
2015	-	-	-	-	-	-	-	-
2016	11-15	26	1	-	-	1	2.0-9	3.5-12
CAREER	11-15	26	1	-	-	1	2.0-9	3.5-12

Tackles5; Maryland, 10/8/16
Sacks1.0; Twice: Iowa, 11/5/16
Tackles for Loss1.5; Maryland, 10/8/16
Forced Fumbles1; Maryland, 10/8/16
Pass Breakups1; at Purdue, 10/29/16




16
BILLY
FESSLER

5-11 > 188 > Jr./So. Eligible
Quarterback > Erie, Pa.

» 2016

Season: Appeared in four games...Has held on all placements since Nov. 12 at Indiana.

at Purdue (10/29): Made his collegiate debut in the fourth quarter.



72
BRIAN
GAIA

6-3 > 295 > Gr./Sr. Eligible
Guard/Center > Pasadena, Md.


» 2016

Awards: Named to the *Pro Football Focus* National Team of the Week following his performance at Indiana (11/12)...Named to the *Pro Football Focus* Big Ten Team of the Week after his showing at Rutgers (11/19).

Season: Started 12 games...Named team captain...Moved from guard to center during spring practice...Has played defensive tackle (2013), offensive guard (2014 & 2015) and center (2016) in his career.

Kent State (9/3): Started at center for the first time in his career...Helped pave the way for Saquon Barkley's 105-yard rushing effort and protected Trace McSorley, who posted his first career 200-yard passing game. **at Pitt (9/10):** Part of an offensive line that cleared the way for Saquon Barkley's four rushing touchdowns...Blocked for Trace McSorley's 332 passing yards, which ranks No. 15 in Penn State single game history. **Temple (9/17):** Part of a line that didn't allow a sack...Paved the way for three rushing touchdowns...Protected Trace McSorley in his third career 200-yard passing effort. **at Michigan (9/24):** Helped Saquon Barkley move into the top-30 on the career rushing list...Protected Trace McSorley, who threw a touchdown pass in his fifth straight game. **Minnesota (10/1):** Helped Penn State to 471 yards of total offense, the most since racking up an identical total vs. Rutgers in 2015...Protected Trace McSorley

to the tune of 408 yards of total offense (335 passing, 73 rushing), the third-highest total in school history. **Maryland (10/8):** Paved the way for 372 total rushing yards, the third-highest total for a Penn State team in Big Ten play and fourth-most in a game and fourth-most in any game for Penn State in the last 20 years...Guided the offense to 524 total yards, the most since 2014 vs. UCF (511) and the most in Big Ten play since 2012 vs. Indiana (546). **Ohio State (10/22):** Cleared the way for Saquon Barkley's 99 rushing yards. **at Purdue (10/29):** Helped Penn State gain more than 500 total yards, ending the game with 511...Blocked for Saquon Barkley's 207 rushing yards and Trace McSorley's 228 yards passing...Helped Penn State score eight offensive touchdowns in the game...Integral part of Penn State scoring 62 points, its most points since scoring 66 vs. Coastal Carolina in 2006 and the most in a Big Ten game since tallying 63 vs. Illinois in 2005. **Iowa (11/5):** Blocked for a 167-yard rushing effort by Saquon Barkley and a 240-yard passing night for Trace McSorley...Helped Penn State to 599 yards of total offense, the most since recording 661 yards at Rutgers (1995) and the highest total offense output by Penn State against a Big Ten team since 653 yards against Michigan State (1994)...Overall Penn State rushed for 359 yards...His efforts enabled the Nittany Lions to go 7-of-14 on third down and the offense did not have a single three-and-out in the game. **at Indiana (11/12):** Helped protect Trace McSorley during his 332-yard passing game, the third of his career - all coming in 2016 - which is fourth in program history. **at Rutgers (11/19):** Helped Penn State pile up eighth game of 400-plus yards and the fourth game in 2016 with at least 500 yards...Protected Trace McSorley to the tune of 210 yards passing, his eighth 200-yard passing game of the season. **Michigan State (11/26):** Instrumental in Penn State gaining 463 yards of total offense, its ninth game with at least 400 yards...Helped Trace McSorley pile up 389 yards of total offense, the fifth-most in program history...McSorley threw for 376 yards - the fifth-highest total in school history - with four touchdown passes and rushed for 13 yards.



19
GREGG
GARRITY

5-10 > 165 > Sr./Sr. Eligible
Wide Receiver > Pittsburgh, Pa.

» 2016

Season: Appeared in seven games, primarily as a punt returner.

Maryland (10/8): Saw time on the punt return unit. **Ohio State (10/22):** Returned a career-high two punts for a career-best 11 yards...Had a long return of seven yards in the third quarter. **at Indiana (11/12):** Returned one punt for three yards.

» 2016 GAME-BY-GAME

Punt Returns (Returns-Yards-TD-YPR)

KENT STATE DNP; at Pitt DNP; TEMPLE DNP; at Michigan DNP; MINNESOTA DNP; MARYLAND 0-0-0-0-0; OHIO STATE 2-11-0-5.5; at Purdue 0-0-0-0-0; IOWA 0-0-0-0-0; at Indiana 1-3-0-3.0; at Rutgers 0-0-0-0-0; MICHIGAN STATE 0-0-0-0-0.

» GARRITY'S CAREER PUNT RETURN STATISTICS & GAME HIGHS

	No.	Yds	AVG	TD	LG
2013	1	9	9.0	-	9
2014	1	-	-	-	-
2015	2	9	4.5	-	5
2016	3	14	4.6	-	7
Career	7	32	4.5	-	9

Punt Returns 2; Ohio State, 10/22/16
Punt Return Yards 11; Ohio State, 10/22/16
Longest Punt Return 9 yards; Purdue, 11/16/13



@PennStateFBall



PSUfball

2016

PSUnivaled.com

GoPSUsports.com



88
MIKE
GESICKI

6-6 ▶ 252 ▶ Jr./Fr. Eligible

Tight End/H-Back ▶ Manahawkin, N.J.



93
BLAKE
GILLIKIN

6-2 ▶ 182 ▶ Fr./Fr. Eligible

Punter/Kicker ▶ Smyrna, Ga.



30
KEVIN
GIVENS

6-1 ▶ 275 ▶ So./Fr. Eligible

Defensive Tackle ▶ Altoona, Pa.

» 2016

Awards: Selected to the Mackey Award Preseason Watch List...Is on the Mackey Midseason Watch List.

Season: Started 12 games...Owns the single season record for receptions by a tight end with 44, passing Andrew Quarless (41, 2009), and yardage by a tight end at 610, besting Mickey Shuler's single season record of 600 receiving yards (1977)...Has four or more catches in seven of the last 10 games.

Rankings: Leads the Big Ten and is No. 6 nationally in receptions by a tight end (44)...Ranks No. 1 in the B1G and No. 7 in the FBS in receiving yards by a tight end (610).

Kent State (9/3): Made three receptions and one touchdown grab... Totaled 49 yards receiving. **at Pitt (9/10):** Caught a then-career-high four passes for 47 yards. **Temple (9/17):** Logged a career-high 62 receiving yards on two catches...Hauled in a career-long 52 yarder with a one-handed grab in the third quarter. **at Michigan (9/24):** Grabbed a career-high five passes for 23 yards. **Minnesota (10/1):** Tied a career high with five grabs for 70 yards...Hauled in a career-long 53 reception to set up first-and-goal, eventually leading to a Trace McSorley touchdown run. **Maryland (10/8):** Pulled in four receptions for 26 yards and one touchdown...Capped Penn State opening drive with a 5-yard catch-and-run that ended in a dive into the end zone. **Ohio State (10/22):** Caught four passes for 46 yards...Had a 16-yard grab on Penn State fourth quarter touchdown drive...Pulled in a 26-yarder on his first catch of the game on Penn State's opening drive. **at Purdue (10/29):** Made one catch, a 23-yard grab on third-and-10 on Penn State's opening drive, which eventually ended in a Saquon Barkley touchdown run. **Iowa (11/5):** Pulled down four catches for 65 yards...Caught three passes on Penn State's third scoring drive of the game, including a 43-yard catch-and-run that set up Trace McSorley's 1-yard touchdown run. **at Indiana (11/12):** Tied a career high with five catches for a career-best 88 yards... Made a 45-yard reception in the first quarter. **at Rutgers (11/19):** Tied his career high for the second straight week with five grabs...Totaled a game-high 47 receiving yards. **Michigan State (11/26):** Pulled in two passes for 65 yards and one touchdown...Made a leaping 45-yard grab and fell backwards into the end zone for a touchdown in the third quarter.

» 2016 GAME-BY-GAME

Receiving (Receptions-Yards-TD)

KENT STATE 3-49-1; at Pitt 4-47-0; TEMPLE 2-62-0; at Michigan 5-23-0; MINNESOTA 5-70-0; MARYLAND 4-26-1; OHIO STATE 4-46-0; at Purdue 1-23-0; at Indiana 5-88-0; at Rutgers 5-47-0; MICHIGAN STATE 2-64-1.

» GESICKI'S CAREER OFFENSIVE STATISTICS & GAME HIGHS

	Att.-Yds.	Avg.	TD	LG	Rec.-Yds.	Avg.	TD	LG
2014	-	-	-	-	11-114	10.4	-	30
2015	-	-	-	-	13-125	9.6	1	33
2016	-	-	-	-	44-610	13.8	3	53
CAREER	-	-	-	-	68-849	12.4	4	53

Receptions..... 5; Four Times: Last at Rutgers, 11/19/16
Receiving Yards..... 88; at Indiana, 11/12/16
Receiving Touchdowns..... 1; Four Times: Last Michigan State, 11/26/16
Longest Reception..... 53 yards; Minnesota, 10/1/16

» 2016

Awards: Was a candidate for the Ray Guy Award, given to the nation's top collegiate punter.

Season: Started 12 games at punter...Is just the third true freshman to start at punter since 1946 (1979, Ralph Giacommaro; 2014 Daniel Pasquariello)...One of 18 first time starters in 2016...One of 26 freshmen (22 redshirt, 4 true) to appear in 2016...Has seven kicks downed inside the opponent's 10-yard line.

Rankings: Is No. 50 in the NCAA and No. 3 in the Big Ten in punting average (41.8 ypp).

Kent State (9/3): Hit six punts for 282 yards...Averaged 47.0 yards per punt, which is the fourth best performance by a freshman in Penn State history...Booted a long punt of 58 yards...Pinned two punts inside the 20. **at Pitt (9/10):** Punted five times - four in the first half - for 233 yards... Averaged 46.6 yards per punt...His 69-yard punt in the fourth quarter was a career long and Penn State's longest punt since Anthony Fera had a 69-yard punt (vs. Purdue, 2011)...The 69-yard punt is the second-longest punt by a freshman in Penn State history behind Fera's 74-yarder (2010)... Pinned the Panthers inside their own 20 yard line on three occasions, including two inside the 10...Pinned Pitt at its own 1-yard line with his first punt of the game. **Temple (9/17):** Hit three punts, including just one in the second half, averaging 35.0 yards per punt...Pinned Temple at its own 1-yard line on his first punt...Had two punts downed inside the Temple 20. **at Michigan (9/24):** Punted six times for an average of 45.0 yards...Pinned Michigan inside its own 10-yard line on a third quarter punt. **Minnesota (10/1):** Punted six times for an average of 39.2 yards...Dropped one punt inside the Minnesota 20. **Maryland (10/8):** Hit three punts for an average of 34.0 yards...Downed two punts inside the Maryland 20...Pinned Maryland at its own 7-yard line on his second punt of the afternoon...Had a punt blocked in the second quarter...Didn't not handle punting duties in the second half. **Ohio State (10/22):** Hit a career-high seven punts for 264 yards...Pinned three punts inside the OSU 20, including his sixth punt inside an opponent's 10-yard line in the first quarter...Four punts were fair caught by the Buckeyes. **at Purdue (10/29):** Punted three times for an average of 41.3 yards...Had one punt of 50-plus yards. **Iowa (11/5):** Averaged 40.5 yards on two punts...Had two punts inside the Iowa 20-yard line...One punt was downed at the Iowa 11-yard line and one was fair caught at the 14-yard line. **at Indiana (11/12):** Booted six punts for an average of 38.8 yards...Had three kicks end in fair catches...Hit a long punt of 50 yards. **at Rutgers (11/19):** Hit three punts for an average of 47.7 yards...Knocked one punt inside the RU 20-yard line...Had one punt of 50 yards...One punt was fair-caught. **Michigan State (11/26):** Averaged 46.8 yards per punt on four kicks... Had two punts downed inside the MSU 20-yard line, including one at the Spartan 2-yard line...Recorded one 50-plus yard punt with a 54-yard effort on his second kick of the game.

» GILLIKIN'S CAREER PUNTING STATISTICS & GAME HIGHS

	Punts	Yards	Avg.	I-20	FC	50+	LG	BLK
2016	54	2,259	41.8	20	17	9	69	1
CAREER	54	2,259	41.8	20	17	9	69	1

Punt Attempts..... 7; Ohio State, 10/22/16
Punt Yards..... 282; Kent State, 9/3/16
Punt Average..... 47.0; Kent State, 9/3/16
Longest Punt..... 69; at Pitt, 9/10/16

» 2016

Awards: Named to the Pro Football Focus Big Ten Team of the Week following his performance vs. No. 2 Ohio State (10/22).

Season: Appeared in 12 games with six starts...One of 18 first time starters in 2016...One of 26 freshmen (22 redshirt, 4 true) to appear in 2016.

Kent State (9/3): Started his first career game...Made three stops... Recorded his first career tackle in the first quarter, a combined stop with Christian Campbell. **Temple (9/17):** Collected two tackles...Recorded his first career tackle for loss, a third quarter solo takedown behind the line...A part of a front seven that limited Temple to just 38 rushing yards, the fewest since holding Illinois to 37 yards on the ground in 2015. **at Michigan (9/24):** Tied a career high with three stops. **Minnesota (10/1):** Recorded a career-high-tying three tackles...Had one tackle for loss, including a combined sack with Robert Windsor in the fourth quarter. **Maryland (10/8):** Had one tackle...Made the first full sack of his career with a solo takedown of Tyrrell Pigrome in the fourth quarter...A part of a defense that allowed a season-low 11 first downs...Helped limit Maryland 14 points - all in the first half - 170 rushing yards and 270 yards of total offense, after the Terps entered averaging 43.2 points, 300.0 rushing and 466.2 yards of total offense per game. **Ohio State (10/22):** Made two tackles...Combined with Evan Schwan on a fourth down sack of J.T. Barrett to seal Penn State's first win over a Top 2 team since 1990 (at No. 1 Notre Dame) and the first at home since 1982 (No. 2 Nebraska)...Helped the defense to a season-high 11.0 tackles for loss, the most TFLs since posting 11.0 vs. Maryland in 2015...The 11.0 tackles for loss are the most yielded by the Buckeyes since giving up 11.0 vs. Alabama (2015)...The 6.0 sacks given up by Ohio State are the most since yielding 7.0 against Virginia Tech (2014). **at Purdue (10/29):** Recovered his first career fumble in the fourth quarter...Helped Penn State force four turnovers. **Iowa (11/5):** Made three hits, including a third quarter sack of C.J. Beathard. **at Indiana (11/12):** Logged one tackle...Combined with Garrett Sickels on a first quarter sack of Richard Lagow...Broke up his first career pass in the fourth quarter...Recovered the second of Penn State's five fumbles...Was a part of a defense that forced a season-high five turnovers, the most since forcing five against Maryland in 2015...Penn State's five fumble recoveries were its most since recovering five versus FIU in 2007...Helped the Nittany Lion defense generate nine tackles for loss, marking the seventh time in 2016 the unit has posted at least 9.0 TFL in a game. **at Rutgers (11/19):** Notched two stops...Made a solo tackle for loss in the second quarter... Aided the Nittany Lions in compiling nine tackles for loss, the eighth time in 2016 they recorded at least 9.0 stops behind the line of scrimmage. **Michigan State (11/26):** Made two tackles...Sacked Tyler O'Conner for a loss of eight yards on the final play of the third quarter.

» 2016 GAME-BY-GAME

Tackles (Solo-Assisted-Total)

KENT STATE 0-3-3; at Pitt 0-0-0; TEMPLE 1-1-2; at Michigan 2-1-3; MINNESOTA 1-2-3; MARYLAND 1-0-1; OHIO STATE 0-2-2; at Purdue 0-0-0; IOWA 2-1-3; at Indiana 0-1-1; at Rutgers 1-1-2; MICHIGAN STATE 1-1-2.

» GIVENS' CAREER STATISTICS & GAME HIGHS

	UA-A	TK	FF	FR	I	PBU	SACK	TFL
2016	9-13	22	-	2	-	1	4.5-28	7.0-33
CAREER	9-13	22	-	2	-	1	4.5-28	7.0-33

Tackles..... 3; Four Times: Last Iowa, 11/5/16
Sacks..... 1.0; Three Times: Last Michigan State, 11/26/16
Tackles for Loss..... 1.0; Five Times: Last Michigan State, 11/26/16
Fumble Recoveries..... 1; Twice: Last at Indiana, 11/12/16
Pass Breakup..... 1; at Indiana, 11/12/16



@PennStateFBall



PSUFball

2016

PSUnivaled.com

GoPSUsports.com



12
CHRIS
GODWIN

6-1 ▶ 205 ▶ Jr./Jr. Eligible

Wide Receiver ▶ Middletown, Del.

» **CAREER NOTES & RECORDS**

Is tied for No. 6 on the career touchdown receptions chart with 16 scoring grabs in his three seasons...Is the eighth player in PSU history to eclipse 2,000 career receiving yards...Ranks No. 5 on the career receiving yards list with 2,184 yards...Sits No. 8 on the career receptions charts (141)...Is one of 14 players to eclipse the 100 career catch mark, joining teammate DaeSean Hamilton and current assistant coach Terry Smith (108; 1989-91)...Godwin and Hamilton are just the second set of teammates with 100-plus career receptions, joining Derrick Williams, Jordan Norwood and Deon Butler (2005-08)...Owns eight career 100-yard receiving games, with two in 2016, five coming in 2015 and the other coming against Boston College in the 2014 New Era Pinstripe Bowl...Has at least one catch in 36 of 38 career games, including a stretch of 19-straight games with from 2014-16...Made four or more grabs in 20 of his last 26 games dating back to 2014...Became just the third Penn State wide receiver (Bobby Ingram, Allen Robinson) to eclipse the 1,000-yard mark in a single season, finishing second on the season receiving yards list with 1,101 yards...Finished fourth on the Penn State season receptions list with 69 in 2015...Owns the Penn State record for career bowl receiving yardage (273 yards in two bowls)...Ranks second (140; 2014 Pinstripe Bowl) and third (133; 2016 TaxSlayer Bowl) in individual bowl game receiving yardage.

» **2016**

Awards: Selected to the Maxwell Award and Biletnikoff Award Preseason Watch Lists.

Season: Started 12 games...His nine receiving scores this season rank tied for No. 5 on the Penn State single season charts.

Kent State (9/3): Made seven catches for 67 yards to lead the team in both categories...Became the 14th member of the 100-catch club with his sixth grab of the game...Hauled in a 26-yard pass during Penn State's first scoring drive of the game...Made a 7-yard grab on third-and-7 to extend Penn State's final scoring drive. **at Pitt (9/10):** Nabbed four passes for 36 yards...Caught a 15-yard pass for a first down on third-and-1 during Penn State's second scoring drive. **Temple (9/17):** Made seven catches for 117 yards, posting his seventh career 100-yard receiving game...Hauled in a 52-yard touchdown reception to open the scoring in the first quarter... Also had a 23-yard catch in the second quarter. **at Michigan (9/24):** Only catch was an 8-yard touchdown catch in the fourth quarter. **Minnesota (10/1):** Corralled four catches for 97 yards...Made a 20-yard catch on third-and-10 during the game-tying drive late in the fourth quarter...Also made a 32-yard reception in the fourth quarter. **Ohio State (10/22):** Caught two passes for 39 yards...Both catches came on the same second quarter drive...Helped convert a third-and-8 with a 19-yard grab and then hauled in a 20-yard touchdown pass from Trace McSorley with nine seconds left in the second quarter to open the scoring for Penn State...Had one rush for a career-long 13 yards in the first quarter. **at Purdue (10/24):** Hauled in five passes for 58 yards...Tied his career high with two touchdown catches... Had scoring grabs of 38 yards and 1-yard. **Iowa (11/5):** Totaled 87 yards on four catches...Had a 13-yard grab on third-and-5 to extend Penn State's second scoring drive. **at Indiana (11/12):** Tied his career high with two touchdown grabs...Caught five passes for 82 yards to move past the 2,000-yard receiving mark for his career. **at Rutgers (11/19):** Totaled three receptions for 36 yards. **Michigan State (11/26):** Grabbed five passes for 135 yards and tied a career high with two touchdown catches...Caught scoring strikes of 34 and 59 yards in the third quarter...Made an 18-yard reception on third-and-10 during Penn State's first scoring drive.

» **2016 GAME-BY-GAME**

Rushing (Carries-Yards-TD)

KENT STATE 0-0-0; at Pitt 0-0-0; TEMPLE 0-0-0; at Michigan 0-0-0; MINNESOTA 0-0-0; MARYLAND 0-0-0; OHIO STATE 1-13-0; at Purdue 0-0-0; IOWA 0-0-0; at Indiana 0-0-0; at Rutgers 0-0-0; MICHIGAN STATE 0-0-0.

Receiving (Receptions-Yards-TD)

KENT STATE 7-67-0; at Pitt 4-36-0; TEMPLE 7-117-1; at Michigan 1-8-1; MINNESOTA 4-97-0; MARYLAND 0-0-0; OHIO STATE 2-39-1; at Purdue 5-58-2; IOWA 4-87-0; at Indiana 5-82-2; at Rutgers 3-36-0; MICHIGAN STATE 5-135-2.

» **GODWIN'S CAREER OFFENSIVE STATISTICS & GAME HIGHS**

	Att.-Yds.	Avg.	TD	LG	Rec.-Yds.	Avg.	TD	LG
2014	2-1	0.5	-	1	25-321	12.8	2	72
2015	-	-	-	-	69-1,101	16.0	5	56
2016	1-13	13.0	-	13	47-762	16.2	9	59
CAREER	3-14	4.6	-	13	141-2,184	15.4	16	72

Rushing Attempts..... 2; at Michigan State, 11/29/14
Rushing Yards..... 13; Ohio State, 10/22/16
Longest Rush..... 13 yards; Ohio State, 10/22/16

Receptions..... 11; at Michigan State, 11/28/15
Receiving Yards..... 140; vs. Boston College, 12/27/14
Receiving Touchdowns..... 2; Four Times: Last Michigan State, 11/26/16
Longest Reception..... 72 yards; vs. Boston College, 12/27/14



6
MALIK
GOLDEN

6-0 ▶ 205 ▶ Gr./Sr. Eligible

Safety ▶ Hartford, Conn.

» **2016**

Season: Started 11 games.

Kent State (9/3): Collected three tackles...Broke up a career-best two passes. **at Pitt (9/10):** Made six tackles, including a career-high 1.5 tackles for loss...Nabbed his second career interception on a tipped pass in the second quarter...Combined with Robert Windsor on a TFL in the second quarter...Made a solo TFL on a swing pass to force a Pitt punt on and get Penn State the ball back trailing by three with 3:56 to play in the game. **Temple (9/17):** Posted a game-high nine tackles to tie his then-career best (at Michigan State, 2015). **at Michigan (9/24):** Posted his first career double-digit tackle game with 11 hits - eight solo...Had 1.0 tackle for loss, a second quarter takedown behind the line of scrimmage... Added one pass breakup. **Maryland (10/8):** Made six stops - three solo...A part of a defense that allowed a season-low 11 first downs... Helped limit Maryland 14 points - all in the first half - 170 rushing yards and 270 yards of total offense, after the Terps entered averaging 43.2 points, 300.0 rushing and 466.2 yards of total offense per game. **Ohio State (10/22):** Logged six stops - three solo...Helped the defense hold Ohio State scoreless in two quarters for the first time since Michigan State in 2015, which was Ohio State's last loss. **at Purdue (10/29):** Ranked second on the team with eight stops - five solo...Made a solo tackle for loss in the third quarter...Helped the defense hold Purdue to just 46 yards rushing, the second opponent held under 50 yards rushing in 2016. **Iowa (11/5):** Made one tackle...Helped the defense hold Iowa to just 30 yards rushing, which was 137.9 yards below the Hawkeyes' season average (167.9 ypg)...It was the fewest rushing yards allowed by Penn State since holding Massachusetts to three yards in 2014...It marked the first time Penn State had held two consecutive opponents to 46 yards rushing or fewer since 2007 (Notre Dame, zero yards; FIU, minus-3 yards)...It was the first time since Penn State joined the Big Ten that it held consecutive conference opponents to 50 yards or less of rushing. **at Indiana (11/12):** Posted six tackles - all solo...Forced and recovered his first fumbles in the game...Was a part of a defense that forced a season-high five turnovers, the most since forcing five against Maryland in 2015...Penn State's five fumble recoveries were its most since recovering five versus FIU in 2007. **at Rutgers (11/19):** Made one tackle, which was a tackle for loss on the first Rutgers play from scrimmage...Helped hold Rutgers to just 87 yards of total offense, the fewest given up by Penn State in Big Ten play and the fewest since 2006 vs. Temple (74)...The five first downs allowed are the fewest in B1G play and fewest since 2006 vs. Temple (2)...Aided the Nittany Lions in compiling nine tackles for loss, the eighth time in 2016 they recorded at least 9.0 stops behind the line of scrimmage. **Michigan State (11/26):** Made five tackles.

» **2016 GAME-BY-GAME**

Tackles (Solo-Assisted-Total)

KENT STATE 3-0-3; at Pitt 3-3-6; TEMPLE 3-6-9; at Michigan 8-3-11; MINNESOTA DNP; MARYLAND 3-3-6; OHIO STATE 3-3-6; at Purdue 5-3-8; IOWA 0-1-1; at Indiana 6-0-6; at Rutgers 1-0-1; MICHIGAN STATE 2-3-5.

» **GOLDEN'S CAREER STATISTICS & GAME HIGHS**

	UA-A	TK	FF	FR	I	PBU	SACK	TFL
2013	3-5	8	-	-	-	1	-	-
2014	4-3	7	-	-	-	1	-	0.5-1
2015	17-23	40	-	-	1	1	-	-
2016	37-25	62	1	1	1	3	-	4.5-12
CAREER	60-56	116	1	1	2	6	-	5.0-13

Tackles..... 11; at Michigan, 9/24/16
Tackles for Loss..... 1.5; at Pitt, 9/10/16
Forced Fumbles..... 1; at Indiana, 11/12/16
Fumble Recoveries..... 1; at Indiana, 11/12/16
Interceptions..... 1; Twice: Last at Pitt, 9/10/16
Pass Breakups..... 2; Kent State, 9/3/16



57
STEVEN
GONZALEZ

6-4 ▶ 334 ▶ So./Fr. Eligible

Guard/Center ▶ Union City, N.J.

» **2016**

Season: Appeared in nine games with one start...One of 18 first time starters in 2016...One of 26 freshmen (22 redshirt, 4 true) to appear in 2016...Made his first career start at Rutgers (11/19).

Kent State (9/3): Made his first career appearance. **at Indiana (11/12):** Saw his most extensive action of the season following Paris Palmer leaving the game in the first quarter. **at Rutgers (11/19):** Helped Penn State pile up eighth game of 400-plus yards and the fourth game in 2016 with at least 500 yards...Protected Trace McSorley to the tune of 210 yards passing, his eighth 200-yard passing game of the season. **Michigan State (11/26):** Instrumental in Penn State gaining 463 yards of total offense, its ninth game with at least 400 yards...Helped Trace McSorley pile up 389 yards of total offense, the fifth-most in program history...McSorley threw for 376 yards - the fifth-highest total in school history - with four touchdown passes and rushed for 13 yards.



37
CHRIS
GULLA

6-1 ▶ 196 ▶ Sr./Jr. Eligible

Kicker/Punter ▶ Toms River, N.J.

» **2016**

Season: Appeared in nine games...Served as the holder on placements in nine games.

» **GULLA'S CAREER PUNTING STATISTICS & GAME HIGHS**

	Punts	Yards	Avg.	I-20	FC	50+	LG	BLK
2014	28	1045	37.3	9	11	4	53	1
2015	23	868	37.7	8	6	3	52	-
2016	-	-	-	-	-	-	-	-
CAREER	51	1,913	37.5	17	17	7	53	1

Punt Attempts..... 7; San Diego State, 9/26/15
Punt Yards..... 294; San Diego State, 9/26/15
Longest Punt..... 53 yards; Akron, 9/6/14

Note: Has three career kickoffs for an average of 47.0 yards.



@PennStateFBall



PSUFBall

2016

PSUnivaled.com

GoPSUsports.com



15 GRANT HALEY

5-9 > 185 > Jr./Jr. Eligible
Cornerback > Atlanta, Ga.

» CAREER NOTES & RECORDS

Became the first player in school history to return a blocked field goal for a touchdown vs. Ohio State (10/22), taking it back 60 yards following a Marcus Allen block...Broke the Penn State season record with 32 kickoff returns in 2014 (Chaz Powell, 27; 2011)...His 659 kickoff return yards in 2014 rank second on the school season list (Powell, 733 yards; 2011)...His first career interception was returned for a touchdown against Temple and was the first defensive touchdown scored by a Penn State true freshman since Paul Poslusny returned an interception against Indiana on the same date (Nov. 15) in 2003.

» 2016

Awards: Named CoSIDA Academic All-District...Earned Co-Big Ten Special Teams Player of the Week (Allen, PSU) and Rose Bowl Game Big Ten Player of the Week after returning a blocked field goal for the game-winning touchdown vs. No. 2 Ohio State (10/22).

Season: Appeared in 10 games with nine starts.

Minnesota (10/1): Totaled a career-high tying seven stops. **Maryland (10/8):** Posted two tackles...A part of a defense that allowed a season-low 11 first downs...Helped limit Maryland 14 points - all in the first half - 170 rushing yards and 270 yards of total offense, after the Terps entered averaging 43.2 points, 300.0 rushing and 466.2 yards of total offense per game. **Ohio State (10/22):** Made three assisted tackles...Returned Marcus Allen's blocked field goal for 60 yards and the game-winning score with 4:27 to play in the fourth quarter...The return marks the first field goal return for a touchdown in Penn State history...Helped the defense hold Ohio State scoreless in two quarters for the first time since Michigan State in 2015, which was Ohio State's last loss. **at Purdue (10/29):** Made three tackles...Helped the defense hold Purdue to just 46 yards rushing, the second opponent held under 50 yards rushing in 2016. **Iowa (11/5):** Totaled three tackles...Helped the defense hold Iowa to just 30 yards rushing, which was 137.9 yards below the Hawkeyes' season average (167.9 ypg)...It was the fewest rushing yards allowed by Penn State since holding Massachusetts to three yards in 2014...It marked the first time Penn State had held two consecutive opponents to 46 yards rushing or fewer since 2007 (Notre Dame, zero yards; FIU, minus-3 yards)...It was the first time since Penn State joined the Big Ten that it held consecutive conference opponents to 50 yards or less of rushing. **at Indiana (11/12):** Made three solo stops...Broke up a career-high tying two passes. **at Rutgers (11/19):** Made a pair of stops, including a solo tackle for loss in the third quarter...Aided the Nittany Lions in compiling nine tackles for loss, the eighth time in 2016 they recorded at least 9.0 stops behind the line of scrimmage. **Michigan State (11/26):** Logged four tackles...Combined with Evan Schwan on a fourth-quarter tackle for loss.

» 2016 GAME-BY-GAME

Tackles (Solo-Assisted-Total)

KENT STATE 0-0-0; at Pitt 0-0-0; TEMPLE DNP; at Michigan DNP; MINNESOTA 2-5-7; MARYLAND 1-1-2; OHIO STATE 0-3-3; at Purdue 2-1-3; IOWA 2-1-3; at Indiana 3-0-3; at Rutgers 2-0-2; MICHIGAN STATE 2-2-4.

» HALEY'S CAREER STATISTICS & GAME HIGHS

	UA-A	TK	FF	FR	I	PBU	SACK	TFL
2014	12-6	18	-	-	1	2	-	-
2015	27-15	42	1	-	2	7	-	2.0-10
2016	14-13	27	-	-	-	2	-	1.5-4
CAREER	53-34	87	1	-	3	11	-	3.5-14

Tackles 7; Twice: Last Minnesota, 10/1/16
Tackles for Loss 1.0; Twice: Last at Rutgers, 11/19/16
Forced Fumbles 1; at Northwestern, 11/7/15
Interceptions 1; Three Times: Last vs. Maryland, 10/24/15
Long Interception Return 30 yards; Temple, 11/15/14
Pass Breakups 2; Twice: Last at Indiana, 11/12/16

Note: Has two career touchdowns - returned a blocked kick 60 yards for a touchdown vs. Ohio State in 2016 and returned an interception 30 yards for a score against Temple in 2014.



5 DAESEAN HAMILTON

6-1 > 205 > Sr./Jr. Eligible
Wide Receiver > Fredericksburg, Va.

» CAREER NOTES & RECORDS

Caught at least one pass in 34 straight games to begin his career, a streak that was snapped vs. Iowa (11/5)...Has at least one catch in 37 of 38 career games...Ranks No. 6 on Penn State's all-time receptions list with 153 catches...Ranks 11th on Penn State's all-time receiving yardage list (1,867)...Has 15 career games with five-plus receptions...Is one of just 14 Nittany Lions with 100-plus career receptions, joining teammate Chris Godwin and current assistant coach Terry Smith (108, 1989-91)...Hamilton and Godwin are just the second set of teammates with 100-plus career receptions, joining Derrick Williams, Jordan Norwood and Deon Butler (2005-08)...His 82 catches in 2014 rank second on Penn State's single season charts...Broke the Penn State freshman records for receptions (14) and receiving yards (165) in a game and season in 2014...His 82 receptions rank second in a season in school history, trailing only Allen Robinson (97 in 2013)...Broke the Penn State game reception record with 14 catches against No. 13 Ohio State...In just the sixth game of the season, broke the Penn State freshman record for receptions in a season with his second of seven catches at Michigan, passing Butler's mark of 37 from the 2005 season...Set the program freshman record for receiving yards in a season against Maryland, passing Butler's mark of 691 yards in 2005...One of just six Penn State freshmen to record a 100-yard receiving game and his four 100-yard efforts are the most by a Penn State freshman, surpassing Butler's two from 2005.

» 2016

Season: Appeared in 12 games with 11 starts.

Kent State (9/3): Had two catches for nine yards and one touchdown. **at Pitt (9/10):** Hauled in a game-high eight receptions for 82 yards...Caught the two-point conversion pass from Trace McSorley that pulled Penn State within three points with 5:00 to play in the game...Had one tackle. **Temple (9/17):** Collected two catches for 50 yards...Closed the third quarter with a 45-yard catch-and-run to set up a 30-yard Tyler Davis field goal...Recovered an onside kick attempt late in the fourth quarter. **at Michigan (9/24):** Made one catch for 11 yards...Gained 11 yards and a first down on Penn State's touchdown drive in the fourth quarter. **Minnesota (10/1):** Pulled down three passes for 17 yards. **Maryland (10/8):** Made two grabs for 35 yards. **Ohio State (10/22):** Had one catch for 34 yards on Penn State's first scoring drive. **at Purdue (10/29):** Made one catch for 14 yards. **at Indiana (11/12):** Caught three passes for 85 yards...Hauled in a career-long 54-yard catch to set up the first rushing touchdown of the game for Saquon Barkley. **at Rutgers (11/19):** Caught two passes for 35 yards. **Michigan State (11/26):** Got Penn State's second scoring drive started with a leaping grab for 16 yards on the sideline for his only catch of the game.

» 2016 GAME-BY-GAME

Rushing (Carries-Yards-TD)

KENT STATE 0-0-0; at Pitt 0-0-0; TEMPLE 1-(-12)-0; at Michigan 0-0-0; MINNESOTA 0-0-0; MARYLAND 0-0-0; OHIO STATE 0-0-0; at Purdue 0-0-0; IOWA 0-0-0; at Indiana 0-0-0; at Rutgers 0-0-0; MICHIGAN STATE 0-0-0.

Receiving (Receptions-Yards-TD)

KENT STATE 2-9-1; at Pitt 8-82-0; TEMPLE 2-50-0; at Michigan 1-11-0; MINNESOTA 3-17-0; MARYLAND 2-35-0; OHIO STATE 1-34-0; at Purdue 1-14-0; IOWA 0-0-0; at Indiana 3-85-0; at Rutgers 2-35-0; MICHIGAN STATE 1-16-0.

» HAMILTON'S CAREER OFFENSIVE STATISTICS & GAME HIGHS

	Att.-Yds.	Avg.	TD	LG	Rec.-Yds.	Avg.	TD	LG
2014	8-32	4.0	-	11	82-899	11.0	2	51
2015	-	-	-	-	45-580	12.9	6	48
2016	1-(-12)	(-12.0)	-	-	26-388	14.9	1	54
CAREER	9-20	2.2	-	11	153-1,867	12.2	9	54

Receptions 14; Ohio State, 10/25/14
Receiving Yards 165; vs. UCF, 8/30/14
Receiving Touchdowns 1; Nine Times: Last Kent State, 9/3/16
Longest Reception 54 yards; at Indiana, 11/12/16

All-Purpose Yards 165; vs. UCF, 8/30/14

Note: Has two career tackles.



86 CODY HODGINS

5-7 > 173 > Gr./Fr. Eligible
Wide Receiver > Wesley Chapel, Fla.

» 2016

Season: Appeared in one game...Made his Penn State debut vs. Michigan State (11/26).



18 JONATHAN HOLLAND

6-4 > 245 > So./Fr. Eligible
Tight End/H-Back > Brandywine, Md.

» 2016

Season: Appeared in 11 games, primarily on special teams...One of 26 freshmen (22 redshirt, 4 true) to appear in 2016.

Kent State (9/3): Made his collegiate debut.



96 IMMANUEL IYKE

6-2 > 280 > So./Fr. Eligible
Defensive Tackle > Hackettstown, N.J.

» 2016

Season: Appeared in one game...Made his collegiate debut vs. Michigan State (11/26)...One of 26 freshmen (22 redshirt, 4 true) to appear in 2016...A former United States Marine, Iyke led the team onto the field carrying the American flag on Nov. 5 vs. Iowa during Penn State's Military Appreciation Game.



76 STERLING JENKINS

6-8 > 328 > So./Fr. Eligible
Tackle > Pittsburgh, Pa.

» 2016

Season: Appeared in 11 games...One of 26 freshmen (22 redshirt, 4 true) to appear in 2016.

Kent State (9/3): Made his collegiate debut.



@PennStateFBall



PSUFBall

2016

PSUnivaled.com

GoPSUsports.com



36
JAN
JOHNSON

6-2 > 216 > So./Fr. Eligible

Linebacker > Mohnton, Pa.

>> 2016

Season: Appeared in one game...One of 26 freshmen (22 redshirt, 4 true) to appear in 2016...Is the second Penn State linebacker to suffer a season-ending injury.

at Michigan (9/24): Made his collegiate debut in the second quarter... Totaled his first two career tackles...Left the game in the second quarter with a season-ending injury.

>> 2016 GAME-BY-GAME

Tackles (Solo-Assisted-Total)

KENT STATE DNP; at Pitt DNP; TEMPLE DNP; at Michigan 1-1-2; MINNESOTA INJ; MARYLAND INJ; OHIO STATE INJ; IOWA INJ; at Indiana INJ; at Rutgers INJ; MICHIGAN STATE INJ.

>> JOHNSON'S CAREER STATISTICS & GAME HIGHS

	UA-A	TK	FF	FR	I	PBU	SACK	TFL
2016	1-1	2	-	-	-	-	-	-
CAREER	1-1	2	-	-	-	-	-	-

Tackles 2; at Michigan, 9/24/16



84
JOWAN
JOHNSON

6-4 > 218 > So./Fr. Eligible

Wide Receiver > Glassboro, N.J.

>> 2016

Season: Appeared in 12 games, primarily on special teams...One of 18 first time starters in 2016...Made his first career start at Purdue (10/29)... One of 26 freshmen (22 redshirt, 4 true) to appear in 2016...Ranks tied for No. 3 on the team with six special teams tackles.

Kent State (9/3): Made his collegiate debut. **at Pitt (9/10):** Collected his first collegiate reception, a 27-yard grab from Trace McSorley on Penn State's final scoring drive of the game. **Minnesota (10/1):** Made one special teams tackle. **Maryland (10/8):** Had one special teams tackle. **at Purdue (10/29):** Made two special teams tackles. **at Indiana (11/12):** Had one stop on kickoff return. **at Rutgers (11/19):** Blocked a third-quarter punt that set up Penn State's first touchdown of the game...Made one tackle on special teams...Returned one punt for 20 yards. **Michigan State (11/26):** Lone reception came in the fourth quarter, going to 43 yards.

>> 2016 GAME-BY-GAME

Receiving (Receptions-Yards-TD)

KENT STATE 0-0-0; at Pitt 1-27-0; TEMPLE 0-0-0; at Michigan 0-0-0; MINNESOTA 0-0-0; MARYLAND 0-0-0; OHIO STATE 0-0-0; at Purdue 0-0-0; IOWA 0-0-0; at Indiana 0-0-0; at Rutgers 0-0-0; MICHIGAN STATE 1-43-0.

>> JOHNSON'S CAREER OFFENSIVE STATISTICS & GAME HIGHS

	Att.-Yds.	Avg.	TD	LG	Rec.-Yds.	Avg.	TD	LG
2016	-	-	-	-	2-70	35.0	-	43
CAREER	-	-	-	-	2-70	35.0	-	43

Receptions 1; Twice: Last Michigan State, 11/26/16

Receiving Yards 43; Michigan State, 11/26/16

Longest Reception 43 yards; Michigan State, 11/26/16

Note: Also has six special teams tackles.



99
JOEY
JULIUS

5-10 > 258 > Jr./So. Eligible

Kicker > Hummelstown, Pa.

>> 2016

Season: Appeared in 12 games...Handles all of the kickoffs.

Kent State (9/3): Averaged 64.7 yards on seven kickoffs...Six of seven kickoffs were touchbacks...Made one tackle. **at Pitt (9/10):** Booted seven kickoffs for 424 yards...Averaged 60.6 yards per kickoff with four touchbacks. **Temple (9/17):** Had seven kickoffs with six touchbacks... Averaged 64.4 yards per kickoff. **at Michigan (9/24):** Averaged 53.0 yards on three kickoffs...Made one tackle. **Minnesota (10/1):** Hit six kickoffs for a 62.0 average...Had three touchbacks. **Maryland (10/8):** Logged two touchbacks on six kickoffs...Averaged 61.1 yards per kickoff. **Ohio State (10/22):** Averaged 59.3 yards on six kickoffs...Had one touchback...Made one tackle. **at Purdue (10/29):** Booted 11 kickoffs for 705 yards, an average of 64.1 yards per kickoff...Logged five touchbacks. **Iowa (11/5):** Averaged 64.3 yards per kickoff on seven kicks...Notched three touchbacks. **at Indiana (11/12):** Hit eight kickoffs for an average of 61.4 yards per kick...Had three touchbacks. **at Rutgers (11/19):** Booted nine kickoffs for an average of 58.1 yards per kick...Had four touchbacks. **Michigan State (11/26):** Averaged 64.1 yards on eight kickoffs...Had four touchbacks.

>> JULIUS' CAREER SCORING STATISTICS & GAME HIGHS

	FGM-A	%	0-19	20-29	30-39	40-49	50+	LG	XP	PTS
2015	10-12	83.3	-	5-5	3-3	2-4	-	40	20-24	50
2016	-	-	-	-	-	-	-	-	-	-
CAREER	10-12	83.3	-	5-5	3-3	2-4	-	40	20-24	50

Points Scored 13; vs. San Diego State, 9/26/15

PATs Made 4; Three Times: Last: vs. Maryland, 10/24/15

Field Goals Made 3; vs. San Diego State, 9/26/15

Field Goals Attempted 3; Twice: Last vs. San Diego State, 9/26/15

Longest Field Goal 40 yards; Twice: Last vs. Maryland, 10/24/15

Tackles 1; Five Times: Last Ohio State, 10/22/16

>> JULIUS' CAREER KICKOFF STATISTICS

	No.	Yds	AVG	TB	OB
2015	53	3,284	62.0	22	4
2016	86	5,325	61.9	41	4
CAREER	139	8,609	61.9	63	8



55
WENDY
LAURENT

6-2 > 297 > Gr./Sr. Eligible

Center/Guard > Hamilton, N.J.

>> 2016

Season: Appeared in 10 games.



70
BRENDAN
MAHON

6-4 > 320 > Sr./Jr. Eligible

Guard/Center > Randolph, N.J.

>> 2016

Awards: Named to the *Pro Football Focus* National Team of the Week following his performance vs. Minnesota (10/1)...Named to the *Pro Football Focus* Big Ten Team of the Week after his showing vs. Maryland (10/8)...Named to the *Pro Football Focus* National Team of the Week following his performance vs. No. 2 Ohio State (10/22).

Season: Started nine games. **Kent State (9/3):** Helped pave the way for Saquon Barkley's 105-yard rushing effort and protected Trace McSorley, who posted his first career 200-yard passing game. **at Pitt (9/10):** Part of an offensive line that cleared the way for Saquon Barkley's four rushing touchdowns...Blocked for Trace McSorley's 332 passing yards, which ranks No. 15 in Penn State single game history. **Temple (9/17):** Part of a line that didn't allow a sack...Paved the way for three rushing touchdowns... Protected Trace McSorley in his third career 200-yard passing effort. **at Michigan (9/24):** Helped Saquon Barkley move into the top-30 on the career rushing list...Protected Trace McSorley, who threw a touchdown pass in his fifth straight game. **Minnesota (10/1):** Helped Penn State to 471 yards of total offense, the most since racking up an identical total vs. Rutgers in 2015...Protected Trace McSorley to the tune of 408 yards of total offense (335 passing, 73 rushing), the third highest total in school history...Opened up the left side on Saquon Barkley's game-winning 25-yard touchdown run in overtime. **Maryland (10/8):** Started at left tackle before moving to right tackle following Andrew Nelson's second quarter injury...Paved the way for 372 total rushing yards, the third-highest total for a Penn State team in Big Ten play and fourth-most in a game and fourth-most in any game for Penn State in the last 20 years...Guided the offense to 524 total yards, the most since 2014 vs. UCF (511) and the most in Big Ten play since 2012 vs. Indiana (546). **Ohio State (10/22):** Cleared the way for Saquon Barkley's 99 rushing yards. **at Purdue (10/29):** Helped Penn State gain more than 500 total yards, ending the game with 511...Blocked for Saquon Barkley's 207 rushing yards and Trace McSorley's 228 yards passing...Helped Penn State score eight offensive touchdowns in the game...Integral part of Penn State scoring 62 points, its most points since scoring 66 vs. Coastal Carolina in 2006 and the most in a Big Ten game since tallying 63 vs. Illinois in 2005. **Iowa (11/5):** Made the start, but left the game after the third play and did not return.



66
CONNOR
MCGOVERN

6-5 > 310 > Fr./Fr. Eligible

Guard/Center > Larville, Pa.

>> 2016

Awards: Named Big Ten Freshman of the Week following his efforts in helping Penn State pile up 599 yards of total offense vs. Iowa (11/5)... Is only the third offensive lineman in Big Ten history to claim a weekly award and first since 2004...Is the first offensive lineman to earn Big Ten POTW.

Season: Appeared in 11 games with seven starts...Made his first collegiate start vs. Minnesota (10/1)...One of 18 first time starters in 2016...One of 26 freshmen (22 redshirt, 4 true) to appear in 2016.

Kent State (9/3): Made his collegiate debut. **Temple (9/17):** Part of a line that didn't allow a sack...Paved the way for three rushing touchdowns...Protected Trace McSorley in his third career 200-yard passing effort. **at Michigan (9/24):** Helped Saquon Barkley move into the top-30 on the career rushing list...Protected Trace McSorley, who threw a touchdown pass in his fifth straight game. **Minnesota (10/1):** Helped Penn State to 471 yards of total offense, the most since racking up an identical total vs. Rutgers in 2015...Protected Trace McSorley to the tune of 408 yards of total offense (335 passing, 73 rushing), the third-highest total in school history...Opened up the left side on Saquon Barkley's game-winning 25-yard touchdown run in overtime. **Maryland (10/8):** Paved the way for 372 total rushing yards, the third-highest total for a Penn State team in Big Ten play and fourth-most in a game and fourth-most in any game for Penn State in the last 20 years...Guided the offense to 524 total yards, the most since 2014 vs. UCF (511) and the most in Big Ten play since 2012 vs. Indiana (546). **Ohio State (10/22):** Cleared the way for Saquon Barkley's 99 rushing yards. **at Purdue (10/29):** Helped Penn State gain more than 500 total yards, ending the game with 511...Blocked for Saquon Barkley's 207 rushing yards and Trace McSorley's 228 yards passing...Helped Penn State score eight offensive touchdowns in the game...Integral part of Penn State scoring 62 points, its most points since scoring 66 vs. Coastal Carolina in 2006 and the most in a Big Ten game since tallying 63 vs. Illinois in 2005. **Iowa (11/5):** Blocked for a 167-yard rushing effort by Saquon Barkley and a 240-yard



@PennStateFBall



PSUFball

2016

PSUnivaled.com

GoPSUsports.com

passing night for Trace McSorley...Helped Penn State to 599 yards of total offense, the most since recording 661 yards at Rutgers (1995) and the highest total offense output by Penn State against a Big Ten team since 653 yards against Michigan State (1994)...Overall Penn State rushed for 359 yards...His efforts enabled the Nittany Lions to go 7-of-14 on third down and the offense did not have a single three-and-out in the game. **at Indiana (11/12):** Helped protect Trace McSorley during his 332-yard passing game, the third of his career - all coming in 2016 - which is fourth in program history. **Michigan State (11/26):** Instrumental in Penn State gaining 463 yards of total offense, its ninth game with at least 400 yards... Helped Trace McSorley pile up 389 yards of total offense, the fifth-most in program history...McSorley threw for 376 yards - the fifth-highest total in school history - with four touchdown passes and rushed for 13 yards.



39
JOSH
McPHEARSON

5-10 > 197 > Sr./Jr. Eligible

Wide Receiver > Columbia, Md.

» 2016

Season: Appeared five games...Made his Penn State debut against Maryland (10/8).

Maryland (10/8): Made his first tackle on kickoff coverage in the fourth quarter.

» 2016 GAME-BY-GAME

Tackles (Solo-Assisted-Total)

KENT STATE DNP; at Pitt DNP; TEMPLE DNP; at Michigan DNP; MINNESOTA DNP; MARYLAND 0-1-1; OHIO STATE DNP; at Purdue 0-0-0; IOWA 0-0-0; at Indiana DNP; at Rutgers 0-0-0; MICHIGAN STATE 0-0-0.

» McPHEARSON'S CAREER STATISTICS & GAME HIGHS

	UA-A	TK	FF	FR	I	PBU	SACK	TFL
2016	0-1	1	-	-	-	-	-	-
CAREER	0-1	1	-	-	-	-	-	-

Tackles1; Maryland, 10/8/16



9
TRACE
McSORLEY

6-0 > 205 > Jr./So. Eligible

Quarterback > Ashburn, Va.

» CAREER NOTES & RECORDS

Became just the third Penn State quarterback to register more than 400 yards of total offense in a game, logging 408 total offense yards (335 passing, 73 rushing) vs. Minnesota (10/1)...One of five quarterbacks in Penn State history with multiple 300-yard passing games, joining Christian Hackenberg (9), Matt McGloin (6), Kerry Collins (4) and Daryll Clark (3)...Owns nine 200-yard passing games - including four 300-yard passing games - to rank tied for No. 9 on the career ledger and No. 3 on the season ledger...Has thrown at least one touchdown pass in 13 straight games, the longest streak since Matt McGloin threw at least one touchdown pass in 13 straight games spanning the 2011-12 seasons... Became the first Penn State quarterback with three consecutive games with both a rushing touchdown and passing touchdown since Matt McGloin in 2012 (vs. Temple, at Illinois, vs. Northwestern).

» 2016

Awards: Named to the *Pro Football Focus* Big Ten Team of the Week after his showing vs. Maryland (10/8)...Named to the *Pro Football Focus* Big Ten Team of the Week after his showing at Rutgers (11/19)...Following his effort vs. Michigan State (11/26), was named Rose Bowl Game Big Ten Player of the Week, earned a Helmet Sticker from ESPN's College Football Final and was one of eight quarterback named to the Manning Award Stars of the Week list.

Season: Started 12 games...One of 18 first time starters in 2016...Is just the fourth Penn State quarterback to lead his team to 10 wins in his first year as the starting quarterback, joining Daryll Clark in 2008 (11), Tom Shuman in 1973 (12-0) and Chuck Burkhart in 1968 (11-0)...Owns the Penn State's single season total offense record (3,348)...Ranks No. 4 on the Nittany Lions' single season passing charts (2,976)...Is No. 10 on the Penn State single season pass attempts (372) and No. 11 on the completions charts (184)...The six rushing touchdowns are the most by a Penn State quarterback since Daryll Clark had seven in 2009...His 317 rushing yards in 2016 are the most by a Penn State quarterback since Michael Robinson (806 yds) in 2005...Has six games with a passing and rushing touchdown in 2016, which ranks second nationally to Lamar Jackson of Louisville (9).

Rankings: Leads all FBS passers in yards per completion (16.17 ypc)... Leads the Big Ten and is No. 23 in the FBS in passing efficiency (150.9)... Sits No. 2 in the Big Ten and No. 40 nationally in total offense (279.0 ypg)...Ranks No. 37 nationally and No. 3 in the Big Ten in passing yards per game (248.0)...Is No. 37 in the NCAA and No. 2 in the Big Ten with 21 passing touchdowns...Ranks No. 9 in the FBS and No. 1 in the Big Ten in yards per pass attempt (9.10 ypa).

Kent State (9/3): Made his first collegiate start...Recorded his first career 200-yard passing game...Completed 16-of-31 passes for 209 yards and two touchdowns...Ran the ball 14 times for 47 yards, setting career highs in both categories...Connected with DaeSean Hamilton and Mike Gesicki on touchdown passes. **at Pitt (9/10):** Recorded his first career 300-yard passing game with 332 yards - a total that ranks No. 15 on Penn State's single game passing charts...Became just the 12th quarterback in Penn State history to register a 300-yard passing game and accounted for the 30th 300-yard game in Penn State history...Was 24-of-35 passing...Connected with Saquon Barkley on a 40-yard touchdown pass, his only scoring throw of the game...Had 17 completions of 10-plus yards, including seven of 20-plus yards...Completed passes to eight different pass catchers in the game...Rushed nine times, including a career-long scamper of 17 yards. **Temple (9/17):** Recorded his third 200-yard passing game with 287 yards on 18-of-24 passing...Hooked up on 52-yard scoring strike pass to Chris Godwin in the first quarter... Later completed a 52-yard strike to Mike Gesicki in the third quarter... Netted his first career rushing touchdown with a 2-yard scamper in the second quarter...Had nine rushes for eight yards. **at Michigan (9/24):** Completed 16-of-27 passes for 121 yards and one touchdown...Moved his streak to five straight games with a TD pass...Completed a long pass of 30 yards to Saquon Barkley. **Minnesota (10/1):** Completed 19 passes on a career-high 41 attempts for 335 yards...Passing total marks the second 300-yard passing game of his career and the 335 passing yards are No. 14 in a single game in Penn State history...Accounted for 408 yards of total offense -- 335 passing and 73 rushing -- to mark the third-highest total in school history, the since Christian Hackenberg posted a school-record 454 yards against UCF in the 2014 Croke Park Classic vs. UCF...The 80-yard touchdown completion to Irvin Charles is a career long...Led the team with 73 rushing yards on only eight attempts...Was the first Penn State quarterback to lead the team in rushing since Michael Robinson (90 yards, 1 TD) at Michigan State on Nov. 19, 2005. **Maryland (10/8):** Threw for 152 yards and two touchdowns on 10-of-19 passing...Connected with Mike Gesicki on a 5-yard touchdown pass on Penn State first drive of the game and later found DeAndre Thompkins for a 70-yard scoring strike...Rushed 18 times for a career-high 81 yards...His 81 rushing yards are the most by a quarterback since Daryll Clark had 83 against Illinois in 2009. **Ohio State (10/22):** Completed 8-of-23 passes for 154 yards and a touchdown...Rushed a career-high 19 times for 63 yards and one touchdown. **at Purdue (10/29):** Threw a then-career-high three touchdown passes on 12-of-23 passing for 228 yards...Threw scoring strikes of 38, 21 and 1 yards...Ran five times for two yards. **Iowa (11/5):** Completed 11-of-18 passes for 240 yards...Compiled his sixth career 200-yard passing game...Rushed for 40 yards on 14 carries and one rushing touchdown...Logged his fourth career game with a rushing and passing touchdown. **at Indiana (11/12):** Accounted for 345 yards of total offense and three touchdowns in the game...Completed 16-of-30 passes for 332 yards and two touchdowns...Completed eight passes longer than 20 yards in the game...Carried the ball eight times for 13 yards and one score. **at Rutgers (11/19):** Posted his eighth 200-yard passing game of the season with 210 yards through the air on 17-of-33 passing...Connected with Mark Allen on a fourth-quarter touchdown pass of 27 yards...Carried the ball 11 times for 55 yards. **Michigan State (11/29):** Completed 17-of-23

for 376 yards and a career-high four touchdowns...Rushed for 13 yards on 10 carries...The career-best 376 yards passing rank No. 5 on the single game charts...His 389 yards of total offense rank tied for No. 5 in a single game at Penn State.

» 2016 GAME-BY-GAME

Passing (Comp.-Att.-Yds.-TD-INT)

KENT STATE 16-31-209-2-0; at Pitt 24-35-332-1-1; TEMPLE 18-24-287-1-1; at Michigan 16-27-121-1-1; MINNESOTA 19-41-335-1-0; MARYLAND 10-19-152-2-0; OHIO STATE 8-23-154-1-0; at Purdue 12-23-228-3-0; IOWA 11-18-240-2-0; at Indiana 16-30-332-2-2; at Rutgers 17-33-210-1-0; MICHIGAN STATE 17-23-376-4-0.

» McSORLEY'S CAREER PASSING STATISTICS & GAME HIGHS

	C-A	Yds.	%	TD-INT	YPG	LG
2015	20-40	185	50.0	2-0	26.4	21
2016	184-327	2,976	56.3	21-5	248.0	80
CAREER	204-367	3,161	55.5	23-5	166.3	80

Pass Completions 24; at Pitt, 9/10/16

Pass Attempts 41; Minnesota, 10/1/16

Passing Yards 376; Michigan State, 11/26/16

Passing Touchdowns 4; Michigan State, 11/26/16

Long Pass 80 yards; Minnesota, 10/1/16

» 2016 GAME-BY-GAME

Rushing (Carries-Yards-TD)

KENT STATE 14-47-0; at Pitt 9-(1-17)-0; TEMPLE 9-8-1; at Michigan 9-(6)-0; MINNESOTA 8-73-1; MARYLAND 18-81-1; OHIO STATE 19-63-1; at Purdue 5-2-0; IOWA 14-40-1; at Indiana 8-13-1; at Rutgers 11-55-0; MICHIGAN STATE 10-13-0.

» McSORLEY'S CAREER OFFENSIVE STATISTICS & GAME HIGHS

	Att.-Yds.	Avg.	TD	LG	Rec.-Yds.	Avg.	TD	LG
2015	13-43	3.3	-	14	-	-	-	-
2016	134-372	2.8	6	26	-	-	-	-
CAREER	147-415	3.8	6	26	-	-	-	-

Rush Attempts 19; Ohio State, 10/22/16

Rush Yards 81; Maryland, 10/8/16

Rushing Touchdowns 1; Six Times: Last at Indiana, 11/12/16

Long Rush 26 yards; Minnesota, 10/1/16

Total Offense Yards 408; Minnesota, 10/1/16

All-Purpose Yards 81; Maryland, 10/8/16



9
JARVIS
MILLER

6-2 > 205 > So./Fr. Eligible

Linebacker > Suffield, Conn.

» 2016

Season: Appeared in 12 games, primarily on special teams...One of 26 freshmen (22 redshirt, 4 true) to appear in 2016...Moved to linebacker following Minnesota (10/1).

Kent State (9/3): Made his collegiate debut. **at Pitt (9/10):** Made his first career stop on kickoff coverage in the fourth quarter. **Maryland (10/8):** Made one tackle. **at Rutgers (11/19):** Made two tackles - both on kickoff coverage.

» 2016 GAME-BY-GAME

Tackles (Solo-Assisted-Total)

KENT STATE 0-0-0; at Pitt 1-0-1; TEMPLE 0-0-0; at Michigan 0-0-0; MINNESOTA 0-0-0; MARYLAND 0-1-1; OHIO STATE 0-0-0; at Purdue 0-0-0; IOWA 0-0-0; at Indiana 0-0-0; at Rutgers 1-1-2; MICHIGAN STATE 0-0-0.

» MILLER'S CAREER STATISTICS & GAME HIGHS

	UA-A	TK	FR	FF	I	PBU	SACK	TFL
2016	2-2	4	-	-	-	-	-	-
CAREER	2-2	4	-	-	-	-	-	-

Tackles 2; at Rutgers, 11/19/16



@PennStateFBall



PSUFBall

2016

PSUnivaled.com

GoPSUsports.com



48
SHAREEF
MILLER

6-5 > 255 > So./Fr. Eligible

Defensive End > Philadelphia, Pa.

» 2016

Awards: Named to the *Pro Football Focus* Big Ten Team of the Week after his showing at Indiana (11/12).

Season: Appeared in 12 games...One of 26 freshmen (22 redshirt, 4 true) to appear in 2016.

Kent State (9/3): Made his collegiate debut...Totaled five tackles...Made his first collegiate tackle in the second quarter...Picked up his first career sack in the third quarter with a 10-yard takedown of Justin Agner to force a punt...Sacked Agner later in the third quarter for his second of the game...Penn State's seven sacks were the most since logging seven at Northwestern in 2011. **at Pitt (9/10):** Had one assisted tackle.

Minnesota (10/1): Made four stops...Had 1.5 tackles for loss, including a solo takedown behind the line of scrimmage in the fourth quarter.

Maryland (10/8): Made two tackles, including one tackle for loss...Made a solo stop behind the line in the fourth quarter.

Ohio State (10/22): Made four tackles...Had one tackle for loss, a third quarter stop of Mike Weber behind the line...Helped the defense hold Ohio State scoreless in two quarters for the first time since Michigan State in 2015, which was Ohio State's last loss...Helped the defense to a season-high 11.0 tackles for loss, the most TFLs since posting 11.0 vs. Maryland in 2015...The 11.0 tackles for loss are the most yielded by the Buckeyes since giving up 11.0 vs. Alabama (2015).

at Purdue (10/29): Made one tackle.

Indiana (11/12): Recorded four tackles...Forced the third fumble of the game by Indiana, his first career forced fumble, which was recovered by Malik Golden...Was a part of a defense that forced a season-high five turnovers, the most since forcing five against Maryland in 2015...Penn State's five fumble recoveries were its most since recovering five versus FIU in 2007.

at Rutgers (11/19): Had a quarterback hurry in the third quarter.

Michigan State (11/26): Made two tackles.

» 2016 GAME-BY-GAME

Tackles (Solo-Assisted-Total)

KENT STATE 3-2-5; at Pitt 0-1-1; TEMPLE 0-0-0; at Michigan 0-0-0; MINNESOTA 1-3-4; MARYLAND 2-0-2; OHIO STATE 2-2-4; at Purdue 1-0-1; IOWA 0-0-0 at Indiana 2-2-4; at Rutgers 0-0-0; MICHIGAN STATE 1-1-2.

» MILLER'S CAREER STATISTICS & GAME HIGHS

	UA-A	TK	FF	FR	I	PBU	SACK	TFL
2016	13-10	23	1	-	-	-	2.0-18	5.5-27
CAREER	13-10	23	1	-	-	-	2.0-18	5.5-27

Tackles 5; Kent State, 9/3/16

Sacks 2.0; Kent State, 9/3/16

Tackles for Loss 2.0; Kent State, 9/3/16

Forced Fumbles 1; at Indiana, 11/12/16



91
RYAN
MONK

6-1 > 290 > So./Fr. Eligible

Defensive Tackle > Dallas, Pa.

» 2016

Season: Appeared in five games...One of 26 freshmen (22 redshirt, 4 true) to appear in 2016.

Kent State (9/3): Made his collegiate debut.

» 2016 GAME-BY-GAME

Tackles (Solo-Assisted-Total)

KENT STATE 0-0-0; at Pitt DNP; TEMPLE DNP; at Michigan 0-0-0; MINNESOTA DNP; MARYLAND DNP; OHIO STATE DNP; at Purdue 0-0-0; IOWA DNP; at Indiana DNP; at Rutgers 0-0-0; MICHIGAN STATE 0-0-0.



23
AYRON
MONROE

5-11 > 204 > So./Fr. Eligible

Safety > Largo, Md.

» 2016

Season: Appeared in eight games...Made his collegiate debut vs. Minnesota (10/1)...One of 26 freshmen (22 redshirt, 4 true) to appear in 2016...Leads the team with nine special teams tackles...Has eight stops on kickoff coverage and one on punt coverage.

Minnesota (10/1): Made his collegiate debut...Registered one tackle on special teams.

Maryland (10/8): Made three special teams tackles.

Ohio State (10/22): Assisted on tackles on back-to-back kickoffs to end the second quarter and begin the third quarter.

at Purdue (10/29): Logged his lone stop on punt coverage.

Iowa (11/5): Both tackles came on kickoff coverage.

Michigan State (11/26): Made his first career pass breakup.

» MONROE'S CAREER STATISTICS & GAME HIGHS

	UA-A	TK	FF	FR	I	PBU	SACK	TFL
2016	3-6	9	-	-	-	1	-	-
CAREER	3-6	9	-	-	-	1	-	-

Tackles 3; Maryland, 10/8/16

Pass Breakups 1; Michigan State, 11/26/16



59
ANDREW
NELSON

6-6 > 306 > Sr./Jr. Eligible

Tackle > Hershey, Pa.

» 2016

Season: Started six games...Was injured in the second quarter vs. Maryland (10/8) and will miss the remainder of the season.

Kent State (9/3): Helped pave the way for Saquon Barkley's 105-yard rushing effort and protected Trace McSorley, who posted his first career 200-yard passing game.

at Pitt (9/10): Part of an offensive line that cleared the way for Saquon Barkley's four rushing touchdowns...Blocked for Trace McSorley's 332 passing yards, which ranks No. 14 in Penn State single game history.

Temple (9/17): Part of a line that didn't allow a sack...Paved the way for three rushing touchdowns...Protected Trace McSorley in his third career 200-yard passing effort.

at Michigan (9/24): Helped Saquon Barkley move into the top-30 on the career rushing list...Protected Trace McSorley, who threw a touchdown pass in his fifth straight game.

Minnesota (10/1): Helped Penn State to 471 yards of total offense, the most since racking up an identical total vs. Rutgers in 2015...Protected Trace McSorley to the tune of 408 yards of total offense (335 passing, 73 rushing), the third-highest total in school history.

Maryland (10/8): Paved the way for 372 total rushing yards, the third-highest total for a Penn State team in Big Ten play and fourth-most in a game and fourth-most in any game for Penn State in the last 20 years...Guided the offense to 524 total yards, the most since 2014 vs. UCF (511) and the most in Big Ten play since 2012 vs. Indiana (546).



21
AMANI
ORUWARIYE

6-1 > 201 > Jr./So. Eligible

Cornerback > Tampa, Fla.

» 2016

Season: Appeared in nine games.

Kent State (9/3): Made two tackles...Recorded his first career interception in the third quarter and returned it 30 yards for a touchdown...It was the first interception return for a touchdown since 2014 vs. Temple (Haley).

at Pitt (9/10): Logged two solo stops.

Temple (9/17): Made one assisted tackle.

at Michigan (9/24): Made a then-career-high three stops.

at Purdue (10/29): Logged one tackle.

Iowa (11/5): Logged two solo stops.

at Indiana (11/12): Made one tackle...Had one pass breakup.

at Rutgers (11/19): Had three tackles.

Michigan State (11/26): Logged a career-high seven stops - including four solo stops.

» 2016 GAME-BY-GAME

Tackles (Solo-Assisted-Total)

KENT STATE 0-2-2; at Pitt 2-0-2; TEMPLE 0-1-1; at Michigan 2-1-3; MINNESOTA DNP; MARYLAND DNP; OHIO STATE DNP; at Purdue 1-0-1; IOWA 2-0-2; at Indiana 1-0-1; at Rutgers 1-2-3; MICHIGAN STATE 4-3-7.

» ORUWARIYE'S CAREER STATISTICS & GAME HIGHS

	UA-A	TK	FF	FR	I	PBU	SACK	TFL
2015	1-4	5	-	-	-	1	-	-
2016	13-9	22	-	-	1	2	-	-
CAREER	14-13	27	-	-	-	3	-	-


Tackles 4; Michigan State, 11/26/16

Interceptions 1; Kent State, 9/3/16

Long Interception Return 30 yards; Kent State, 9/3/16

Pass Breakups 1; Twice: Last at Indiana, 11/12/16

Note: Has one career touchdown - a 30-yard interception return vs. Kent State.



73
PARIS
PALMER

6-7 > 300 > Sr./Sr. Eligible

Tackle > Plymouth, N.C.

» 2016

Awards: Named to the *Pro Football Focus* National Team of the Week following his performance at Purdue (10/29).

Season: Appeared in 10 games with three starts...Will miss the remainder of the season after suffering an injury in the first quarter at Indiana (11/12)...Made his first start of the season vs. Ohio State (10/22).

Maryland (10/8): Saw his most extensive action of the season after entering the game at left tackle following Andrew Nelson's second quarter injury...Helped pave the way for 372 total rushing yards, the third-highest total for a Penn State team in Big Ten play and fourth-most in a game and fourth-most in any game for Penn State in the last 20 years...Guided the offense to 524 total yards, the most since 2014 vs. UCF (511) and the most in Big Ten play since 2012 vs. Indiana (546).

Ohio State (10/22): Cleared the way for Saquon Barkley's 99 rushing yards.

at Purdue (10/29): Helped Penn State gain more than 500 total yards, ending the game with 511...Blocked for Saquon Barkley's 207 rushing yards and Trace McSorley's 228 yards passing...Helped Penn State score eight offensive touchdowns in the game...Integral part of Penn State scoring 62 points, its most points since scoring 66 vs. Coastal Carolina in 2006 and the most in a Big Ten game since tallying 63 vs. Illinois in 2005.

Iowa (11/5): Blocked for a 167-yard rushing effort by Saquon Barkley and a 240-yard passing night for Trace McSorley...Helped Penn State to 599 yards of total offense, the most since recording 661 yards at Rutgers (1995) and the highest total offense output by Penn State against a Big Ten team since 653 yards against Michigan State (1994)...Overall Penn



@PennStateFBall



PSUFBall

2016

PSUnivaled.com

GoPSUsports.com

State rushed for 359 yards...His efforts enabled the Nittany Lions to go 7-of-14 on third down and the offense did not have a single three-and-out in the game. **at Indiana (11/12):** Made the start at left tackle, but left the game in the first quarter and did not return.



89
TOM
PANCOAST

6-3 > 235 > Sr./Jr. Eligible

Tight End/H-Back > West Chester, Pa.

» 2016

Season: Appeared in 12 games.


at Indiana (11/12): Returned one kickoff for 11 yards.

» 2016 GAME-BY-GAME

Receiving (Receptions-Yards-TD)

KENT STATE 0-0-0; at Pitt 0-0-0; TEMPLE 0-0-0; at Michigan 0-0-0; MINNESOTA 0-0-0; MARYLAND 0-0-0; OHIO STATE 0-0-0; at Purdue 0-0-0; IOWA 0-0-0; at Indiana 0-0-0; at Rutgers 0-0-0; MICHIGAN STATE 0-0-0.

Note: Has one kickoff return in 2016 - an 11-yard return at Indiana.



92
DANIEL
PASQUARIELLO

6-1 > 197 > Jr./Sr. Eligible

Punter > Melbourne, Victoria, Australia

» CAREER NOTES & RECORDS

Ranks 12th on Penn State's career punting list with a 38.7 career yards per punt average.

» 2016

Season: Appeared in one game.

Maryland (10/8): Hit two punts for an average of 37.5 yards...Pinned two punts inside the Maryland 20...Both punts came in the second half.

» PASQUARIELLO'S CAREER PUNTING STATISTICS & GAME HIGHS

	Punts	Yards	Avg.	I-20	FC	50+	LG	BLK
2014	47	1,754	37.3	13	11	1	63	-
2015	58	2,314	39.9	12	10	9	60	-
2016	2	75	37.5	2	1	-	38	-
CAREER	107	4,143	38.7	27	22	10	63	-

Punt Attempts 9; Twice: Last at Northwestern, 11/7/15

Punt Yards 374; at Northwestern, 11/7/15

Longest Punt 63 yards; vs. Michigan State, 11/29/14

Tackles 1; Twice: Last at Temple, 9/5/15



32
IRVINE
PAYE

5-6 > 168 > Sr./Jr. Eligible

Running Back > Orange, N.J.

» 2016

Season: Appeared in one game...Made his collegiate debut vs. Michigan State (11/26)...Joined the team as a walk-on in Spring 2016.

Michigan State (11/26): Made his collegiate debut...Rushed once for seven yards...Caught one pass for 10 yards.

» 2016 GAME-BY-GAME

Rushing (Carries-Yards-TD)

KENT STATE DNP; at Pitt DNP; TEMPLE DNP; at Michigan DNP; MINNESOTA DNP; MARYLAND DNP; OHIO STATE DNP; at Purdue DNP; IOWA DNP; at Indiana DNP; at Rutgers DNP; MICHIGAN STATE 1-7-0.

Receiving (Receptions-Yards-TD)

KENT STATE DNP; at Pitt DNP; TEMPLE DNP; at Michigan DNP; MINNESOTA DNP; MARYLAND DNP; OHIO STATE DNP; at Purdue DNP; IOWA DNP; at Indiana DNP; at Rutgers DNP; MICHIGAN STATE 1-10-0.

» PAYE'S CAREER OFFENSIVE STATISTICS & GAME HIGHS

	Att.-Yds.	Avg.	TD	LG	Rec.-Yds.	Avg.	TD	LG
2016	1-7	7.0	-	7	1-10	10.0	-	10
CAREER	1-7	7.0	-	7	1-10	10.0	-	10

Rushing attempts 1; Michigan State, 11/26/16

Rushing Yards 7; Michigan State, 11/26/16

Longest Rush 7 yards; Michigan State, 11/26/16

Receptions 1; Michigan State, 11/26/16

Receiving Yards 10; Michigan State, 11/26/16

Longest Receptions 10 yards; Michigan State, 11/26/16



10
BRANDON
POLK

5-9 > 175 > So./So. Eligible

Wide Receiver > Ashburn, Va.

» 2016

Season: Appeared in three games...Will miss the remainder of the season due to injury.

at Pitt (9/10): Made one catch for four yards. **Temple (9/17):** Had one catch for 14 yards...Returned the opening kickoff for 35 yards, a career long effort.

» 2016 GAME-BY-GAME

Receiving (Receptions-Yards-TD)

KENT STATE 0-0-0; at Pitt 1-4-0; Temple 1-14-0; at Michigan INJ; MINNESOTA INJ; MARYLAND INJ; OHIO STATE INJ; at Purdue INJ; IOWA INJ; at Indiana INJ; at Rutgers INJ; MICHIGAN STATE INJ.

» POLK'S CAREER OFFENSIVE STATISTICS & GAME HIGHS

SEASON	Att.-Yds.	Avg.	TD	LG	Rec.-Yds.	Avg.	TD	LG
2015	18-159	8.8	1	33	6-57	9.5	1	39
2016	-	-	-	-	2-18	9.0	-	14
CAREER	18-159	8.8	1	33	8-75	9.4	1	39

Rushing attempts 3; Three Times: Last vs. Georgia, 1/2/16

Rushing Yards 50; at Temple, 9/5/15

Rushing Touchdowns 1; Buffalo, 9/12/15

Longest Rush 33 yards; at Temple, 9/5/15


Receptions 2; Indiana, 10/10/15

Receiving Yards 46; Indiana, 10/10/15

Receiving Touchdowns 1; Indiana, 10/10/15

Longest Reception 39 yards; Indiana, 10/10/15

All-Purpose Yards 89; at Ohio State, 10/17/15



29
JOHN
REID

5-10 > 191 > So./So. Eligible

Cornerback > Mount Laurel, N.J.

» 2016

Awards: Named to the *Pro Football Focus* Big Ten Team of the Week after his showing vs. Maryland (10/8)...Named to the *Pro Football Focus* National Team of the Week following his performance at Purdue (10/29).

Season: Started 12 games.

Rankings: No. 39 in the NCAA and No. 3 in the Big Ten in punt return average (7.7 ypr).

Kent State (9/3): Totaled four tackles...Combined with Antoine White for his first career sack, a takedown of Mylik Mitchell in the fourth quarter...Returned four punts for 22 yards...Posted a long return of 21 yards in the third quarter...Penn State's seven sacks were the most since logging seven at Northwestern in 2011. **at Pitt (9/10):** Tied his career high with five stops...Recovered his second career fumble in the fourth quarter, helping lead to a Tyler Davis field goal...Returned four punts for 61 yards...Broke a career-long 59 yard return in the first quarter, the longest punt return for the Nittany Lions since Derrick Williams' 63-yard return for a TD at Wisconsin in 2008. **Temple (9/17):** Sealed the game with an interception of Phillip Walker, returning it 14 yards...Logged four tackles...Combined with Parker Cothren on a tackle for loss in the third quarter...Returned five punts for 32 yards, including a 29-yarder in the first quarter. **at Michigan (9/24):** Posted three tackles. **Minnesota (10/1):** Registered one tackle...Added one pass breakup...Returned two punts. **Maryland (10/8):** Tied his career high with five tackles...Had a career-high tying two pass breakups...Logged one tackle for loss on a second quarter stop behind the line of scrimmage on a wide receiver screen in the second quarter...A part of a defense that allowed a season-low 11 first downs...Helped limit Maryland 14 points - all in the first half - 170 rushing yards and 270 yards of total offense, after the Terps entered averaging 43.2 points, 300.0 rushing and 466.2 yards of total offense per game...Returned one punt for eight yards. **Ohio State (10/22):** Made three stops...Added two pass breakups...Returned two punts for four yards with a long of nine yards...Helped the defense hold Ohio State scoreless in two quarters for the first time since Michigan State in 2015, which was Ohio State's last loss. **at Purdue (10/29):** Made one tackle...Had one pass breakup...Helped the defense hold Purdue to just 46 yards rushing, the second opponent held under 50 yards rushing in 2016. **Iowa (11/5):** Made two solo tackles...Helped the defense hold Iowa to just 30 yards rushing, which was 137.9 yards below the Hawkeyes' season average (167.9 ypg)...It was the fewest rushing yards allowed by Penn State since holding Massachusetts to three yards in 2014...It marked the first time Penn State had held two consecutive opponents to 46 yards rushing or fewer since 2007 (Notre Dame, zero yards; FIU, minus-3 yards)...It was the first time since Penn State joined the Big Ten that it held consecutive conference opponents to 50 yards or less of rushing. **at Indiana (11/12):** Made two tackles...Returned three punts for 32 yards...Had a long return of 19 yards in the first quarter. **at Rutgers (11/19):** Totaled three tackles...Made a career-high two solo tackles for loss - both coming in the third quarter...Helped hold Rutgers to just 87 yards of total offense, the fewest given up by Penn State in Big Ten play and the fewest since 2006 vs. Temple (74)...The five first downs allowed are the fewest in BIG play and fewest since 2006 vs. Temple (2)...Aided the Nittany Lions in compiling nine tackles for loss, the eighth time in 2016 they recorded at least 9.0 stops behind the line of scrimmage. **Michigan State (11/26):** Had one tackle.

» 2016 GAME-BY-GAME

Tackles (Solo-Assisted-Total)

KENT STATE 2-2-4; at Pitt 3-2-5; TEMPLE 2-2-4; at Michigan 1-2-3; MINNESOTA 1-0-1; MARYLAND 3-2-5; OHIO STATE 1-2-3; at Purdue 1-0-1; IOWA 2-0-2; at Indiana 2-0-2; at Rutgers 3-0-3; MICHIGAN STATE 0-1-1.



@PennStateFBall



PSUFBall

2016

PSUnivaled.com

GoPSUsports.com

» REID'S CAREER STATISTICS & GAME HIGHS

	UA-A	TK	FF	FR	I	PBU	SACK	TFL
2015	18-11	29	1	1	2	5	-	1.0-2
2016	21-13	34	-	1	6	0.5-3	-	4.0-16
CAREER	39-24	63	1	2	3	11	0.5-3	5.0-18

Tackles 5; Three Times: Last: Maryland, 10/8/16
Sacks 0.5; Kent State, 9/3/16
Tackles for Loss 2.0; at Rutgers, 11/19/16
Forced Fumbles 1; vs. Maryland, 10/24/15
Fumble Recoveries 1; Twice: Last at Pitt, 9/10/16
Interceptions 1; Three Times: Last Temple, 9/17/16
Long Interception Return 44 yards; Rutgers, 9/19/15
Pass Breakups 2; Three Times, Last: Ohio State, 10/22/16

» 2016 GAME-BY-GAME

Punt Returns (Returns-Yards-TD-YPR)
 KENT STATE 4-22-0-5.5; at Pitt 4-61-0-15.2; TEMPLE 5-32-0-7.8; at Michigan 0-0-0-0.0; MINNESOTA 2-2-0-1.0; MARYLAND 1-8-0-8.0; OHIO STATE 2-4-0-2.0; at Purdue 0-0-0-0.0; IOWA 0-0-0-0.0; at Indiana 3-32-0-10.3; at Rutgers 0-0-0-0.0; MICHIGAN STATE 0-0-0-0.0.

» REID'S CAREER PUNT RETURN STATISTICS & GAME HIGHS

	No.	Yds.	Avg.	TD	LG
2016	21	161	7.6	-	59
CAREER	21	161	7.6	-	59

Punt Returns 5; Temple, 9/17/16
Punt Return Yards 61; at Pitt, 9/10/16
Longest Punt Return 59 yards; at Pitt, 9/10/16
All-Purpose Yards 61; at Pitt, 9/10/16



ANDRE ROBINSON

5-9 > 216 > So./Fr. Eligible
 Running Back > Mechanicsburg, Pa.

» 2016

Season: Appeared in 10 games...One of 26 freshmen (22 redshirt, 4 true) to appear in 2016.

Kent State (9/3): Made his collegiate debut...Rushed one time for a loss of two yards. **at Pitt (9/10):** Had one rush for four yards. **Temple (9/17):** Posted career highs for rushing attempts (6) and yards (24)... Scored first career touchdown on a 3-yard plunge in the first quarter. **at Michigan (9/24):** Had one carry for three yards. **Minnesota (10/1):** Registered his first career reception for two yards in the second quarter. **at Purdue (10/29):** Registered a career-high two rushing touchdowns... Scored on each of his two carries, totaling 23 yards...Had a career-long 19-yard touchdown run in the fourth quarter. **Iowa (11/5):** Carried three times for 18 yards. **at Indiana (11/12):** Carried the ball twice for eight yards. **at Rutgers (11/19):** Gained 20 yards on six carries, scoring his fourth touchdown of the season on a 2-yard run in the third quarter. **Michigan State (11/26):** Rushed three times for a team- and career-high 32 yards and a score...Caught one pass for a career-high 40 yards and a touchdown...Logged a receiving and rushing touchdown in the game - both coming in the fourth quarter...Scampered for a 14-yard scoring run in the fourth quarter...Caught his lone pass and went 40 yards for his first career touchdown reception.

» 2016 GAME-BY-GAME

Rushing (Carries-Yards-TD)
 KENT STATE 1-(-2)-0; at Pitt 1-4-0; TEMPLE 6-24-1; at Michigan 1-3-0; MINNESOTA 0-0-0; MARYLAND DNP; OHIO STATE DNP; at Purdue 2-23-2; IOWA 3-18-0; at Indiana 2-8-0; at Rutgers 6-20-1; MICHIGAN STATE 3-32-1.

Receiving (Receptions-Yards-TD)

KENT STATE 0-0-0; at Pitt 0-0-0; TEMPLE 0-0-0; at Michigan 0-0-0; MINNESOTA 1-2-0; MARYLAND DNP; OHIO STATE DNP; at Purdue 0-0-0; IOWA 0-0-0; at Indiana 0-0-0; at Rutgers 0-0-0; MICHIGAN STATE 1-40-1.

» ROBINSON'S CAREER OFFENSIVE STATISTICS & GAME HIGHS

	Att.-Yds.	Avg.	TD	LG	Rec.-Yds.	Avg.	TD	LG
2016	25-130	5.2	5	23	2-42	21.0	1	40
CAREER	25-130	5.2	5	23	2-42	21.0	1	40

Rushing attempts 6; Twice: Last at Rutgers, 11/19/16
Rushing Yards 32; Michigan State, 11/26/16
Rushing Touchdowns 2; at Purdue, 10/29/16
Longest Rush 19 yards; at Purdue, 10/29/16
Receptions 1; Twice: Last Michigan State, 11/26/16
Receiving Yards 40; Michigan State, 11/26/16
Receiving Touchdowns 1; Michigan State, 11/26/16
Longest Receptions 40 yards; Michigan State, 11/26/16



24 MILES SANDERS

5-11 > 205 > Fr./Fr. Eligible
 Running Back > Pittsburgh, Pa.

» 2016

Season: Appeared in 11 games...One of 26 freshmen (22 redshirt, 4 true) to appear in 2016.

Rankings: Ranks No. 75 in the NCAA and No. 7 in the Big Ten in kickoff return average (21.2 ypr).

Kent State (9/3): Made his collegiate debut...Returned two kickoffs for 36 yards...Posted a long kickoff return of 19 yards in the second quarter. **at Pitt (9/10):** Returned two kickoffs for 50 yards...Had a long return of 33 yards. **Temple (9/17):** Carried three times for 27 yards...Made his first career carry early in the second quarter, gaining six yards...Had a long rush of 19 yards in the second quarter...Returned one kickoff for 31 yards. **at Michigan (9/24):** Carried twice for 14 yards...Made his first career reception for three yards on Penn State's fourth quarter touchdown drive...Returned three kickoffs for 67 yards. **Maryland (10/8):** Carried the ball just once in the game, scoring his first career touchdown on a 25-yard burst in the fourth quarter...Returned three kickoffs for 50 yards. **Ohio State (10/22):** Returned four kickoffs for a career-best 89 yards...Had a long return of 27 yards in the in the third quarter... Rushed once for minus-10 yards. **at Purdue (10/29):** Caught his first career touchdown pass on his lone reception, a 21-yard catch-and-run in the third quarter...Carried the ball three times for six yards...Returned two kickoffs for 24 yards. **Iowa (11/5):** Set a career high with five carries and 34 yards... Returned two kicks for 72 yards, including a career-long return of 48 yards on the opening kickoff...Totaled 106 all-purpose yards. **at Indiana (11/12):** Returned three kickoffs for 57 yards...Had a long return of 31 yards on the games opening kickoff...Carried the ball once for minus-2 yards. **at Rutgers (11/19):** Totaled 97 all-purpose yards...Rushed for a career-high 85 yards on five attempts...Returned one kickoff for 12 yards. **Michigan State (11/26):** Rushed four times for five yards...Returned three kickoffs for 63 yards.

» 2016 GAME-BY-GAME

Rushing (Carries-Yards-TD)
 KENT STATE 0-0-0; at Pitt 0-0-0; TEMPLE 3-27-0; at Michigan 2-14-0; MINNESOTA DNP; MARYLAND 1-25-1; OHIO STATE 1-(-10)-0; at Purdue 3-6-0; IOWA 5-34-0; at Indiana 1-(-2)-0; at Rutgers 5-85-0; MICHIGAN STATE 4-5-0.

Receiving (Receptions-Yards-TD)

KENT STATE 0-0-0; at Pitt 0-0-0; TEMPLE 0-0-0; at Michigan 1-3-0; MINNESOTA DNP; MARYLAND 0-0-0; OHIO STATE 0-0-0; at Purdue 1-21-1; IOWA 0-0-0; at Indiana 0-0-0; at Rutgers 0-0-0; MICHIGAN STATE 0-0-0.

» SANDERS' CAREER OFFENSIVE STATISTICS & GAME HIGHS

	Att.-Yds.	Avg.	TD	LG	Rec.-Yds.	Avg.	TD	LG
2016	25-184	7.4	1	57	2-24	12.0	1	21
CAREER	25-184	7.4	1	57	2-24	12.0	1	21

Rushing attempts 5; Twice: Last at Rutgers, 11/19/16
Rushing Yards 85; at Rutgers, 11/19/16
Rushing Touchdowns 1; Maryland, 10/8/16
Longest Rush 57 yards; at Rutgers, 11/19/16
Receptions 1; Twice: Last at Purdue, 10/29/16
Receiving Yards 21; at Purdue, 10/29/16
Receiving Touchdowns 1; at Purdue, 10/29/16
Longest Receptions 21 yards; at Purdue, 10/29/16

» 2016 GAME-BY-GAME

Kickoff Returns (Returns-Yards-TD-YPR)
 KENT STATE 2-36-0-18.0; 2-50-0-25.0; 1-31-0-31.0; at Michigan 3-67-0-22.3; MARYLAND 3-50-0-16.7; OHIO STATE 4-89-0-22.2; at Purdue 2-24-0-12.0; IOWA 2-72-0-36.0; at Indiana 3-57-0-19.0; at Rutgers 1-12-0-0.0; MICHIGAN STATE 3-63-0-21.0.

» SANDERS' CAREER KICKOFF RETURN STATISTICS & GAME HIGHS

	No.	Yds.	Avg.	TD	LG
2016	27	551	21.2	-	48
CAREER	27	551	21.2	-	48

Kickoff Returns 4; Twice: Last Michigan State, 11/26/16
Kickoff Return Yards 89; Ohio State, 10/22/16
Longest Kickoff Return 48 yards; Iowa, 11/5/16
All-Purpose Yards 106; Iowa, 11/5/16



94 EVAN SCHWAN

6-6 > 263 > Gr./Sr. Eligible
 Defensive End > Harrisburg, Pa.

» 2016

Season: Appeared in 11 games with 10 starts...Made his first collegiate start vs. Kent State (9/3)...One of 18 first time starters in 2016.

Kent State (9/3): Tied his career high with four stops...Notched his first solo tackle for loss with a tackle behind the line in the second quarter. **Minnesota (10/1):** Made three tackles...Notched his first career sack in overtime to force Minnesota into a third-and-long situation. **Maryland (10/8):** Tied a career high with four stops...Posted his second straight game with a sack, notching his second career quarterback takedown on the Terps opening drive...A part of a defense that allowed a season-low 11 first downs...Helped limit Maryland 14 points - all in the first half - 170 rushing yards and 270 yards of total offense, after the Terps entered averaging 43.2 points, 300.0 rushing and 466.2 yards of total offense per game. **Ohio State (10/22):** Made three tackles...Had two combined sacks...Teamed with Garrett Sickness on a third quarter takedown of J.T. Barrett...Combined with Kevin Givens on a fourth down sack of J.T. Barrett to seal Penn State's first win over a Top 2 team since 1990 (at No. 1 Notre Dame) and the first at home since 1982 (No. 2 Nebraska)...Helped the defense hold Ohio State scoreless in two quarters for the first time since Michigan State in 2015, which was Ohio State's last loss...Helped the defense to a season-high 11.0 tackles for loss, the most TFLs since posting 11.0 vs. Maryland in 2015... The 11.0 tackles for loss are the most yielded by the Buckeyes since giving up 11.0 vs. Alabama (2015)...The 6.0 sacks given up by Ohio State are the most since yielding 7.0 against Virginia Tech (2014). **at Purdue (10/29):** Notched two stops...Helped the defense hold Purdue to just 46 yards rushing, the second opponent held under 50 yards rushing in 2016. **Iowa (11/5):** Had two tackles...Sacked C.J. Beathard on third-and-10 to force a punt on the Hawkeyes' first drive of the third quarter...Had a quarterback hurry in the fourth quarter...Helped the defense hold Iowa to just 30 yards rushing, which was 137.9 yards below the Hawkeyes' season average (167.9 ypp)...It was the fewest rushing yards allowed by Penn State since holding Massachusetts to three yards in 2014...It marked the first time Penn State had held two consecutive opponents to 46 yards rushing or fewer since 2007 (Notre Dame, zero yards; FIU, minus-3 yards)...It was the first time since Penn State joined the Big Ten that it held consecutive conference opponents to 50 yards or less of rushing. **at Indiana (11/12):** Collected three tackles...Broke up a pair of passes...Combined with Garrett Sickness on a second quarter sack. **at Rutgers (11/19):** Posted one tackle, sack of Gio Rescigno in the fourth quarter, forcing his first career fumble in the process...Also had a quarterback hurry...Helped hold Rutgers to just 87 yards of total offense, the fewest given up by Penn State in Big Ten play and the fewest since 2006 vs. Temple (74)...The five first downs allowed are the fewest in B1G play and fewest since 2006 vs. Temple (2)...Aided the Nittany Lions in compiling nine tackles for loss, the eighth time in 2016 they recorded at least 9.0 stops behind the line of scrimmage. **Michigan State (11/26):** Had three tackles...Combined with Curtis Cothran on a third-quarter sack of Tyler O'Connor...Teamed with Grant Haley on a fourth-quarter tackle for loss.



» 2016 GAME-BY-GAME

Tackles (Solo-Assisted-Total)

KENT STATE 2-2-4; at Pitt 0-0-0; TEMPLE DNP; at Michigan 0-0-0; MINNESOTA 3-0-3; MARYLAND 2-2-4; at Purdue 1-1-2; IOWA 1-1-2; at Indiana 1-2-3; at Rutgers 1-0-1; MICHIGAN STATE 0-3-3.

» SCHWAN'S CAREER STATISTICS & GAME HIGHS

	UA-A	TK	FF	FR	I	PBU	SACK	TFL
2013	1-3	4	-	-	-	-	-	0.5-0
2014	4-2	6	-	-	-	-	-	-
2015	8-13	21	-	-	-	1	-	0.5-0
2016	12-13	25	1	-	2	6.0-43	7.5-46	
CAREER	25-31	56	1	-	3	6.0-43	8.5-46	

Tackles4; Four Times: Last Maryland, 10/8/16
Sacks1.0; Five Times: Last at Rutgers, 11/19/16
Tackles for Loss1.0; Seven Times Last: Michigan State, 11/26/16
Pass Breakups2; at Indiana, 11/12/16



4
NICK
SCOTT

5-11 > 200 > Jr./So. Eligible
 Safety > Fairfax, Va.

» 2016

Season: Appeared in 11 games...Wore No. 25 in the regular season final to honor injured senior Von Walker.

Kent State (9/3): Made one tackle...Returned two kickoffs for 52 yards, including a long of 30 in the second quarter. **at Pitt (9/10):** Made one stop, an assisted special team stop with Troy Apke...Returned two kickoffs for 43 yards...Had a long return of 29 yards. **Temple (9/17):** Returned one kickoff for 17 yards. **Minnesota (10/1):** Returned one kickoff for 26 yards. **Maryland (10/8):** Logged a career-high three stops, all coming on special teams. **Michigan State (11/26):** Lone stop came on kickoff coverage...Added his first career pass breakup in the fourth quarter.

» 2016 GAME-BY-GAME

Tackles (Solo-Assisted-Total)

KENT STATE 0-1-1; at Pitt 0-1-1; TEMPLE 0-0-0; at Michigan 0-0-0; MINNESOTA 0-0-0; MARYLAND 1-2-3; OHIO STATE 0-0-0; at Purdue DNP; IOWA 0-0-0; at Indiana 0-0-0; at Rutgers 0-0-0; MICHIGAN STATE 1-0-1.

» SCOTT'S CAREER STATISTICS & GAME HIGHS

	UA-A	TK	FF	FR	I	PBU	SACK	TFL
2015	5-3	8	-	-	-	-	-	-
2016	2-4	6	-	-	-	1	-	-
CAREER	7-7	14	-	-	-	1	-	-

Tackles3; Maryland, 10/8/15
Pass Breakups1; Michigan State, 11/26/16

» 2016 GAME-BY-GAME

Kickoff Returns (Returns-Yards-TD-YPR)

KENT STATE 2-52-0-26.0; at Pitt 2-43-0-21.5; TEMPLE 1-17-0-17.0; at Michigan 0-0-0-0.0; MINNESOTA 1-26-0-26.0; MARYLAND 0-0-0-0.0; OHIO STATE 0-0-0-0.0; at Purdue DNP; IOWA 0-0-0-0.0; at Indiana 0-0-0-0.0; at Rutgers 0-0-0-0.0; MICHIGAN STATE 0-0-0-0.0.

» SCOTT'S CAREER KICKOFF RETURN STATISTICS & GAME HIGHS

	No.	Yds.	Avg.	TD	LG
2015	13	310	23.8	-	58
2016	6	138	23.0	-	30
CAREER	19	448	23.6	-	58

Kick Returns4; vs. Maryland, 10/24/15
Kick Return Yards85; vs. Maryland, 10/24/15
Long Kick Return58 yards; Buffalo, 9/12/15

82
TYLER
SHOOP

5-11 > 170 > So./Fr. Eligible
 Wide Receiver > Nashville, Tenn.

» 2016

Season: Appeared in one game...Made his collegiate debut vs. Michigan State (11/26)...One of 26 freshmen (22 redshirt, 4 true) to appear in 2016.



36
TROY
SHORTS

5-10 > 192 > So./Fr. Eligible
 Cornerback > Sicklerville, N.J.

» 2016

Season: Appeared in one game...Made his collegiate debut vs. Michigan State (11/26)...One of 26 freshmen (22 redshirt, 4 true) to appear in 2016.



90
GARRETT
SICKELS

6-4 > 260 > Sr./Jr. Eligible
 Defensive End > Red Bank, N.J.

» 2016

Awards: Named to the *Pro Football Focus* Big Ten Team of the Week following his performance vs. No. 2 Ohio State (10/22)...Named to the *Pro Football Focus* Big Ten Team of the Week after his showing at Indiana (11/12).

Season: Appeared in 12 games with 10 starts.

Kent State (9/3): Collected six tackles...Tied his career high with 1.0 sack...Combined with Nyeem Wartman-White on a second quarter sack and Antoine White on a fourth quarter sack...Combined with Jordan Smith for a tackle for loss in the third quarter...Penn State's seven sacks were the most since logging seven at Northwestern in 2011. **at Pitt (9/10):** Logged three solo stops. **Temple (9/17):** Registered three tackles...Combined with Parker Cothren for a sack of Phillip Walker in the fourth quarter...A part of a front seven that limited Temple to just 38 rushing yards, the fewest since holding Illinois to 37 yards on the ground in 2015. **at Michigan (9/24):** Made two tackles. **Minnesota (10/1):** Had one stop...Combined with Kevin Givens on a fourth quarter tackle for loss. **Maryland (10/8):** Registered a quarterback sack for his lone stop of the game...A part of a defense that allowed a season-low 11 first downs... Helped limit Maryland 14 points - all in the first half - 170 rushing yards and 270 yards of total offense, after the Terps entered averaging 43.2 points, 300.0 rushing and 466.2 yards of total offense per game. **Ohio State (10/22):** Totaled career highs for tackles (9), tackles for loss (3.5) and sacks (2.5), all coming in the second half...Made two solo takedowns of J.T. Barrett and combined with Evan Schwan for another sack... Added a solo TFL on Curtis Samuel...Helped the defense hold Ohio State scoreless in two quarters for the first time since Michigan State in 2015, which was Ohio State's last loss...Helped the defense to a season-high 11.0 tackles for loss, the most TFLs since posting 11.0 vs. Maryland in 2015...The 11.0 tackles for loss are the most yielded by the Buckeyes since giving up 11.0 vs. Alabama (2015)...The 6.0 sacks given up by Ohio State are the most since yielding 7.0 against Virginia Tech (2014). **at Purdue (10/29):** Had three tackles...Tallied one tackle for loss...Helped the defense hold Purdue to just 46 yards rushing, the second opponent held under 50 yards rushing in 2016. **Iowa (11/5):** Added three tackles... Combined with Curtis Cothren for a tackle for loss...Posted a quarterback

hurry in the fourth quarter...Helped the defense hold Iowa to just 30 yards rushing, which was 137.9 yards below the Hawkeyes' season average (167.9 ypg)...It was the fewest rushing yards allowed by Penn State since holding Massachusetts to three yards in 2014...It marked the first time Penn State had held two consecutive opponents to 46 yards rushing or fewer since 2007 (Notre Dame, zero yards; FIU, minus-3 yards)...It was the first time since Penn State joined the Big Ten that it held consecutive conference opponents to 50 yards or less of rushing. **at Indiana (11/12):** Logged three tackles, all behind the line of scrimmage...Totaled 2.0 tackles for loss, including 1.0 sacks...Combined with Kevin Givens on a first quarter takedown of Richard Lagow, before teaming up with Evan Schwan on a second-quarter sack...Helped the Nittany Lion defense generate nine tackles for loss, marking the seventh time in 2016 the unit has posted at least 9.0 TFL in a game. **at Rutgers (11/19):** Posted a first-quarter tackle for loss for his lone stop in the game...Helped hold Rutgers to just 87 yards of total offense, the fewest given up by Penn State in Big Ten play and the fewest since 2006 vs. Temple (74)...The five first downs allowed are the fewest in BIG play and fewest since 2006 vs. Temple (2)... Aided the Nittany Lions in compiling nine tackles for loss, the eighth time in 2016 they recorded at least 9.0 stops behind the line of scrimmage. **Michigan State (11/29):** Collected eight tackles...Made a solo tackle for loss in the first quarter...Had a second-quarter quarterback hurry.

» 2016 GAME-BY-GAME

Tackles (Solo-Assisted-Total)

KENT STATE 1-5-6; at Pitt 3-0-3; TEMPLE 2-1-3; at Michigan 1-1-2; MINNESOTA 0-1-1; MARYLAND 1-0-1; OHIO STATE 3-6-9; at Purdue 3-0-3; IOWA 0-3-3; at Indiana 2-1-3; at Rutgers 1-0-1; MICHIGAN STATE 4-4-8.

» SICKELS' CAREER STATISTICS & GAME HIGHS

	UA-A	TK	FF	FR	I	PBU	SACK	TFL
2014	7-4	11	-	-	-	-	2.0-10	3.0-12
2015	13-22	35	1	2	-	1	3.0-19	5.0-26
2016	21-22	43	-	-	-	-	6.0-42	12.5-59
CAREER	41-48	89	1	2	-	1	11.0-71	20.5-97

Tackles9; Ohio State, 10/22/16
Sacks2.5; Ohio State, 10/22/16
Tackles for Loss3.5; Ohio State, 10/22/16
Forced Fumbles1; San Diego State, 9/26/15
Fumble Recoveries1; Twice: Last vs. Maryland 10/24/15
Pass Breakups1; San Diego State, 9/26/15



64
ZACH
SIMPSON

6-3 > 292 > So./Fr. Eligible
 Guard > Hollidaysburg, Pa.

» 2016

Season: Appeared in 10 games...One of 26 freshmen (22 redshirt, 4 true) to appear in 2016.

Temple (9/17): Made his collegiate debut on special teams. **at Michigan (9/24):** Saw snaps on kickoff return. **Minnesota (10/1):** Was a part of the kickoff return team. **Maryland (10/1):** Was a part of the kickoff return team. **Ohio State (10/22):** Appeared on kickoff return. **at Purdue (10/29):** Appeared on kickoff return. **Iowa (11/5):** Appeared on kickoff return. **at Indiana (11/12):** Appeared on kickoff return. **at Rutgers (11/19):** Appeared on kickoff return. **Michigan State (11/26):** Appeared on kickoff return.



@PennStateFBall



PSUFBall

2016

PSUnivald.com

GoPSUsports.com



47
BRANDON SMITH

6-0 > 228 > Sr./Jr. Eligible

Linebacker > Winfield, Pa.

>> 2016

Awards: Named CoSIDA Academic All-District...Was a finalist for the Pop Warner Award...Selected Big Ten Defensive Player of the Week on Oct. 10 after his 14-tackle effort vs. Maryland.

Season: Appeared in 12 games with two starts...Made his first career start at Michigan (9/24)...One of 18 first time starters in 2016...Played just three defensive snaps in his career (all in 2016) and just 44 career snaps prior to playing 68 snaps vs. Temple (9/17).

Temple (9/17): Made eight tackles - four solo - after entering the game midway through the second quarter...Combined with Torrence Brown for his first career tackle for loss...Logged first career pass breakup...A part of a front seven that limited Temple to just 38 rushing yards, the fewest since holding Illinois to 37 yards on the ground in 2015. **at Michigan (9/24):** Made two tackles...Had a career-high 1.0 tackle for loss, a solo stop behind the line of scrimmage in the first quarter...Missed the final three quarters after being disqualified from the game near the start of the second quarter. **Minnesota (10/1):** Notched seven stops, including a combined tackle for loss with Parker Cothren in the first quarter...Had one pass breakup. **Maryland (10/1):** Earned Big Ten Defensive Player of the Week on Oct. 10 after logging a career-high 14 tackles...Made his first career interception in the first quarter...Combined with Koa Farmer on a third quarter tackle for loss and Jordan Smith on a fourth quarter takedown behind the line of scrimmage...A part of a defense that allowed a season-low 11 first downs... Helped limit Maryland 14 points - all in the first half - 170 rushing yards and 270 yards of total offense, after the Terps entered averaging 43.2 points, 300.0 rushing and 466.2 yards of total offense per game. **Ohio State (10/22):** Totaled four tackles...Helped the defense hold Ohio State scoreless in two quarters for the first time since Michigan State in 2015, which was Ohio State's last loss. **at Purdue (10/29):** Pulled in his second career interception, returning it 22 yards to set up Penn State's opening score of the second half...Logged four tackles...Helped Penn State force four turnovers. **Iowa (11/5):** Ranked second on the team with four tackles... Helped the defense hold Iowa to just 30 yards rushing, which was 137.9 yards below the Hawkeyes' season average (167.9 ypg)...It was the fewest rushing yards allowed by Penn State since holding Massachusetts to three yards in 2014...It marked the first time Penn State had held two consecutive opponents to 46 yards rushing or fewer since 2007 (Notre Dame, zero yards; FIU, minus-3 yards)...It was the first time since Penn State joined the Big Ten that it held consecutive conference opponents to 50 yards or less of rushing. **at Indiana (11/12):** Notched three tackles...Added a pass breakup on fourth-and-goal at the IU 1-yard line. **at Rutgers (11/19):** Made three stops...Combined with Cam Brown on a fourth quarter sack of Gio Rescigno...Aided the Nittany Lions in compiling nine tackles for loss, the eighth time in 2016 they recorded at least 9.0 stops behind the line of scrimmage. **Michigan State (11/26):** Made five tackles...Combined with Curtis Cothran for a tackle for loss in the fourth quarter.

>> 2016 GAME-BY-GAME

Tackles (Solo-Assisted-Total)

KENT STATE 0-0-0; at Pitt 0-0-0; TEMPLE 4-4-8; at Michigan 1-1-2; MINNESOTA 2-5-7; MARYLAND 2-12-14; OHIO STATE 1-3-4; at Purdue 3-1-4; IOWA 2-2-4; at Indiana 1-2-3; at Rutgers 2-1-3; MICHIGAN STATE 3-2-5.

>> SMITH'S CAREER STATISTICS & GAME HIGHS

	UA-A	TK	FF	FR	I	PBU	SACK	TFL
2014								DNP
2015	0-1	1	-	-	-	-	-	-
2016	21-33	54	-	-	2	3	0.5-2	4.0-7
CAREER	21-34	55	-	-	2	3	0.5-2	4.0-7

Tackles 14; Maryland, 10/8/16
Sacks 0.5; at Rutgers, 11/19/16
Tackles for Loss 1.0; Twice: Last Maryland, 10/8/16
Interceptions 1; Twice: Last at Purdue, 10/29/16
Pass Breakups 1; Three Times: Last at Indiana, 11/12/16



12
JORDAN SMITH

5-10 > 185 > Sr./Sr. Eligible

Cornerback > Washington, D.C.

>> 2016

Season: Appeared in 11 games.

Kent State (9/3): Posted one tackle...Tied a career high with 0.5 tackle for loss...Lone stop was a combined tackle for loss with Garrett Sickels in the third quarter. **Minnesota (10/1):** Logged a career-high four tackles...Posted his first career interception, a pick in the end zone to end a Gopher scoring threat...The interception marked the first time in 2016 Minnesota didn't score when in the red zone...Added a career-best two pass breakups. **Maryland (10/1):** Had two tackles, including a combined tackle for loss with Brandon Smith in the fourth quarter. **Ohio State (10/22):** Contributed a big pass breakup on a deep pass on second-and-2 during Ohio State's final drive. **at Purdue (10/29):** Recovered his first career fumble on a muffed punt in the third quarter to set up Penn State's second score of the third quarter...Helped Penn State force four turnovers. **Iowa (11/5):** Had one tackle. **at Indiana (11/12):** Made two tackles. **at Rutgers (11/19):** Posted three tackles - including two on special teams.

>> 2016 GAME-BY-GAME

Tackles (Solo-Assisted-Total)

KENT STATE 1-0-1; at Pitt DNP; TEMPLE 0-0-0; at Michigan 0-0-0; MINNESOTA 2-2-4; MARYLAND 0-2-2; OHIO STATE 0-0-0; at Purdue 0-0-0; IOWA 1-0-1; at Indiana 1-1-2; at Rutgers 2-1-3; MICHIGAN STATE 0-0-0.

>> SMITH'S CAREER STATISTICS & GAME HIGHS

	UA-A	TK	FF	FR	I	PBU	SACK	TFL
2013	3-2	5	-	-	-	-	-	-
2014	-	-	-	-	-	-	-	-
2015	1-3	4	-	-	-	-	-	0.5-1
2016	6-7	13	-	1	1	3	-	1.0-5
CAREER	10-12	22	-	1	1	3	-	1.5-6

Tackles 4; Minnesota, 10/1/16
Tackles for Loss 0.5; Three Times: Last Maryland, 10/8/16
Fumble Recoveries 1; at Purdue, 10/29/16
Interceptions 1; Minnesota, 10/1/16
Pass Breakups 2; Minnesota, 10/1/16



2
TOMMY STEVENS

6-4 > 218 > So./Fr. Eligible

Quarterback > Indianapolis, Ind.

>> 2016

Season: Appeared in seven games...One of 26 freshmen (22 redshirt, 4 true) to appear in 2016.

Kent State (9/3): Made his collegiate debut. **Maryland (10/1):** Saw snaps at quarterback in the fourth quarter, but did not throw a pass... Carried the ball four times for 36 yards. **at Purdue (10/29):** Attempted his first passes as a collegiate quarterback, completing his first career pass to Irvin Charles for 26 yards...Was 1-of-2 passing...Rushed five times for 31 yards, including an 18-yard rush in the fourth quarter. **Iowa (11/5):** Ran five times for a career-best 71 yards...Lined up at wide receiver and took the handoff on the jet sweep, rumbling 13 yards for his first career touchdown in the fourth quarter...Added a career-long 45-yard rush in the fourth quarter. **at Indiana (11/12):** Had one first-quarter rush for no gain. **at Rutgers (11/19):** Rushed six times for 62 yards...Scampered for a 12-yard touchdown run in the fourth quarter...Had a long rush of 31 yards. **Michigan State (11/26):** Completed his only pass attempt for 10 yards in the fourth quarter.

>> 2016 GAME-BY-GAME

Passing (Comp-Att-Yds-TD-INT)

KENT STATE 0-0-0-0-0; at Pitt DNP; TEMPLE DNP; at Michigan DNP; MINNESOTA DNP; MARYLAND 0-0-0-0-0; OHIO STATE DNP; at Purdue 1-2-26-0-0; IOWA 0-0-0-0-0; at Indiana 0-0-0-0-0; at Rutgers 0-0-0-0-0; MICHIGAN STATE 1-1-10-0-0.

>> STEVENS' CAREER PASSING STATISTICS & GAME HIGHS

	C-A	Yds.	%	TD-INT	YPG	LG
2016	2-3	36	66.7	-	5.1	26
CAREER	2-3	36	66.7	-	5.1	26

Pass Completions 1; Twice: Last Michigan State, 11/26/16
Pass Attempts 2; at Purdue, 10/29/16
Passing Yards 26; at Purdue, 10/29/16
Long Pass 26 yards; at Purdue, 10/29/16

>> 2016 GAME-BY-GAME

Rushing (Carries-Yards-TD)

KENT STATE 0-0-0; at Pitt DNP; Temple DNP; at Michigan DNP; MINNESOTA DNP; MARYLAND 4-36-0; OHIO STATE DNP; at Purdue 5-31-0; IOWA 5-70-1; at Indiana 1-0-0; at Rutgers 6-61-1; MICHIGAN STATE 0-0-0.

>> STEVENS' CAREER OFFENSIVE STATISTICS & GAME HIGHS

SEASON	Att.-Yds.	Avg.	TD	LG	Rec.-Yds.	Avg.	TD	LG
2016	21-198	9.4	2	45	-	-	-	-
CAREER	21-198	9.4	2	45	-	-	-	-

Rushing attempts 6; at Rutgers, 11/19/16
Rushing Yards 70; Iowa, 11/5/16
Rushing Touchdowns 1; Twice: Last at Rutgers, 11/19/16
Longest Rush 45 yards; Iowa, 11/5/16
All-Purpose Yards 70; Iowa, 11/5/16
Total Offense 70; Iowa, 11/5/16



17
GARRETT TAYLOR

6-0 > 193 > So./Fr. Eligible

Cornerback > Richmond, Va.

>> 2016

Season: Appeared in 10 games...One of 26 freshmen (22 redshirt, 4 true) to appear in 2016.

Kent State (9/3): Made his collegiate debut. **Maryland (10/1):** Made his first collegiate tackle in the second quarter on kickoff coverage. **Ohio State (10/22):** Made a solo stop on punt return in the second quarter to pin Ohio State at its own 11-yard line to start the drive. **at Rutgers (11/19):** Recovered Juwan Johnson's blocked punt in the third quarter at the Rutgers 10-yard line, which led to Penn State's first touchdown of the game.

>> 2016 GAME-BY-GAME

Tackles (Solo-Assisted-Total)

KENT STATE 0-0-0; at Pitt 0-0-0; TEMPLE 0-0-0; at Michigan 0-0-0; MINNESOTA 0-0-0; MARYLAND 0-1-1; OHIO STATE 1-0-1; at Purdue 0-0-0; IOWA DNP; at Indiana DNP; at Rutgers 0-0-0; MICHIGAN STATE 0-0-0.

>> TAYLOR'S CAREER STATISTICS & GAME HIGHS

	UA-A	TK	FF	FR	I	PBU	SACK	TFL
2016	1-1	2	-	-	-	1	-	-
CAREER	1-1	2	-	-	-	1	-	-

Tackles 1; Twice: Last Ohio State, 10/22/16
Pass Breakups 1; at Rutgers, 11/19/16



@PennStateFBall



PSUFBall



20
JOHNATHAN
THOMAS

5-11 > 220 > Jr./So. Eligible

Linebacker > Peabody, Mass.

» 2016

Season: Appeared in four games.

» 2016 GAME-BY-GAME

Tackles (Solo-Assisted-Total)

KENT STATE 0-0-0; at Pitt DNP; TEMPLE 0-0-0; at Michigan DNP; MINNESOTA 0-0-0; MARYLAND DNP; OHIO STATE DNP; at Purdue DNP; IOWA DNP; at Indiana DNP; at Rutgers 0-0-0; MICHIGAN STATE DNP.



3
DeANDRE
THOMPKINS

5-11 > 190 > Jr./So. Eligible

Wide Receiver > Hubert, N.C.

» 2016

Season: Appeared in 11 games with six starts...Made his first career start at Pitt...One of 18 first time starters in 2016.

Rankings: Sits No. 43 nationally and No. 4 in the Big Ten in yards per reception (17.24 ypr).

Kent State (9/3): Made one catch for 43 yards. **at Pitt (9/10):** Made his first collegiate start...Made three receptions for 87 receiving yards...On Penn State's third scoring drive, made a 14-yard grab on third-and-8 and a 39-yard catch to set up first-and-goal from the Pitt 2-yard line...Had a 34-yard catch and run on fourth-and-16 in the fourth quarter. **Temple (9/17):** Made three grabs for 36 yards. **at Michigan (9/24):** Made three catches...Netted minus-1 yards...Had two tackles. **Minnesota (10/1):** Made a career-high four catches...Totaled 72 yards on the day...Made a then-career-long 53 yard reception in the first quarter. **Maryland (10/1):** Led all players with a career-high 91 receiving yards on four receptions...Hauled in a career-long 70-yard catch for his first career touchdown catch to end the third quarter. **Iowa (11/5):** Had one catch for 25 yards...Returned one punt for two yards...Returned his first career kickoff for five yards. **at Rutgers (11/19):** Tied his career high with four catches...Totaled 40 yards receiving. **Michigan State (11/26):** Caught two passes for 38 yards.

» 2016 GAME-BY-GAME

Receiving (Receptions-Yards-TD)

KENT STATE 1-43-0; at Pitt 3-87-0; at Michigan 3-(-1)-0; MINNESOTA 4-72-0; MARYLAND 4-91-1; OHIO STATE 0-0-0; at Purdue DNP; IOWA 1-25-0; at Indiana 0-0-0; at Rutgers 4-40-0; MICHIGAN STATE 2-38-0.

» THOMPKINS' CAREER OFFENSIVE STATISTICS & GAME HIGHS

	Att.-Yds.	Avg.	TD	LG	Rec.-Yds.	Avg.	TD	LG
2015	5-12	2.4	1	6	3-33	11.0	-	31
2016	-	-	-	-	25-431	17.2	1	70
CAREER	5-12	2.4	1	6	28-464	16.5	1	70

Rush Attempts 2; Twice: Last Indiana, 10/10/15
 Rush Yards 11; Indiana, 10/10/15
 Rushing TDs 1; Rutgers, 9/19/15
 Long Rush 6 yards; Indiana, 10/10/15

Receptions 4; Three Times: Last at Rutgers, 11/19/16
 Receiving Yards 91; Maryland, 10/8/16
 Receiving Touchdowns 1; Maryland, 10/8/16
 Long Reception 70 yards; Maryland, 10/8/16

Total Offense Yards 91; Maryland, 10/8/16
 All-Purpose Yards 91; Maryland, 10/8/16

» 2016 GAME-BY-GAME

Punt Returns (Returns-Yards-TD-YPR)

KENT STATE 0-0-0-0.0; at Pitt 0-0-0-0.0; TEMPLE 0-0-0-0.0; at Michigan 0-0-0-0.0; MINNESOTA 0-0-0-0.0; MARYLAND 0-0-0-0.0; OHIO STATE 0-0-0-0.0; at Purdue DNP; IOWA 1-2-0-2.0; at Indiana 0-0-0-0.0; at Rutgers 0-0-0-0.0; MICHIGAN STATE 0-0-0-0.0.

» THOMPKINS' CAREER PUNT RETURN STATISTICS & GAME HIGHS

	No.	Yds.	Avg.	TD	LG
2015	23	178	7.7	-	58
2016	1	2	2.0	-	2
CAREER	24	180	7.5	-	58

Punt Returns 5; Indiana, 10/10/15
 Punt Return Yards 71; Buffalo, 9/12/15
 Long Punt Return 58 yards; Buffalo, 9/12/15

NOTE: Owns one kickoff return for five yards (vs. Iowa, 11/5/16).



25
VON
WALKER

5-11 > 213 > Sr./Sr. Eligible

Linebacker > Mill Hall, Pa.

» 2016

Season: Appeared in 11 games...Will miss the remainder of the season after suffering an injury in the second quarter at Rutgers (11/19)...Ranks No. 2 on the team in special teams stops (7)...Selected team captain for the second time in his career...One of only eight Penn State players named two-time team captain.

at Pitt (9/10): Made one solo stop...Collected a solo hit on the opening kickoff of the fourth quarter. **Minnesota (10/1):** Made one tackle. **Maryland (10/1):** Made one tackle on special teams. **Ohio State (10/22):** Made a pair of solo stops on special teams. **Iowa (11/5):** Made one tackle on kickoff coverage. **at Indiana (11/12):** Made one tackle on kickoff coverage in the fourth quarter. **at Rutgers (11/19):** Left the game in the second quarter due to injury.

» 2016 GAME-BY-GAME

Tackles (Solo-Assisted-Total)

KENT STATE 0-0-0; at Pitt 1-0-1; TEMPLE 0-0-0; at Michigan 0-0-0; MINNESOTA 1-0-1; MARYLAND 1-0-1; OHIO STATE 2-0-2; at Purdue 0-0-0; IOWA 1-0-1; at Indiana 0-1-1; at Rutgers 0-0-0; MICHIGAN STATE INJ.

» WALKER'S CAREER STATISTICS & GAME HIGHS

	UA-A	TK	FF	FR	I	PBU	SACK	TFL
2013	3-1	4	-	-	-	-	-	-
2014	5-7	12	-	-	-	-	-	1.0-2
2015	6-4	10	-	1	-	-	-	-
2016	6-1	7	-	-	-	-	-	-
CAREER	20-13	33	-	1	0	0	-	1.0-2

Tackles 3; Three Times: Last Army, 10/3/15
 Tackles for Loss 1.0; Massachusetts, 9/20/14
 Fumble Recoveries 1; Army, 10/3/15
 Blocked Kicks 1; Michigan, 11/21/15



5
NY'EEM
WARTMAN-WHITE

6-1 > 240 > Gr./Sr. Eligible

Linebacker > Philadelphia, Pa.

» 2016

Awards: Selected to the Butkus Award Preseason Watch List.

Season: Started three games...Will miss the remainder of the season after suffering an injury in the first quarter against Temple (9/17).

Kent State (9/3): Returned to the field after suffering an injury (knee) in the 2015 season opener...Made five stops...Combined with Garrett

Sickels for a sack of Justin Agner in the second quarter...Penn State's seven sacks were the most since logging seven at Northwestern in 2011...Broke up two passes. **at Pitt (9/10):** Tied for game high with nine stops, including seven solo hits...Had a career-high 3.0 tackles for loss in the game...Made solo stops behind the line of scrimmage twice in the second quarter and one in the third quarter. **Temple (9/17):** Left the game in the first quarter.

» 2016 GAME-BY-GAME

Tackles (Solo-Assisted-Total)

KENT STATE 1-4-5; at Pitt 7-2-9; TEMPLE 0-0-0; at Michigan INJ; MINNESOTA INJ; MARYLAND INJ; OHIO STATE INJ; at Purdue INJ; IOWA INJ; at Indiana INJ; at Rutgers INJ; MICHIGAN STATE INJ.

» WARTMAN-WHITE'S CAREER STATISTICS & GAME HIGHS

	UA-A	TK	FF	FR	I	PBU	SACK	TFL
2012	1-0	1	-	-	-	-	-	-
2013	17-15	32	1	-	-	4	1.0-4	2.5-8
2014	32-43	75	-	-	1	-	-	3.5-5
2015	2-0	2	-	-	-	-	-	-
2016	8-6	14	-	-	-	2	0.5-4	3.5-8
CAREER	60-64	124	1	-	1	6	1.5-8	9.5-21

Tackles 11; vs. Boston College, 12/27/14
 Sacks 1.0; Purdue, 11/16/13
 Tackles for Loss 3.0; at Pitt, 9/10/16
 Interceptions 1; at Indiana, 11/8/14
 Long Interception Return 13 yards; at Indiana, 11/8/14
 Forced Fumbles 1; Purdue, 11/16/13
 Pass Breakups 3; Eastern Michigan, 9/7/13



93
ANTOINE
WHITE

6-2 > 290 > Jr./So. Eligible

Defensive Tackle > Millville, N.J.

» 2016

Season: Appeared in 12 games.

Kent State (9/3): Logged five tackles...Had 1.5 sacks in the game, combining with Parker Cothren and Garrett Sickels on separate quarterback take downs during Kent State's first drive of the fourth quarter...Later combined with John Reid on a fourth quarter sack...Penn State's seven sacks were the most since logging seven at Northwestern in 2011. **at Pitt (9/10):** Made three tackles, including one solo. **at Michigan (9/24):** Notched four tackles. **Minnesota (10/1):** Collected two tackles. **Maryland (10/1):** Logged one stop. **Iowa (11/5):** Made one tackle.

» 2016 GAME-BY-GAME

Tackles (Solo-Assisted-Total)

KENT STATE 1-4-5; at Pitt 1-2-3; TEMPLE 0-0-0; at Michigan 3-1-4; MINNESOTA 1-1-2; MARYLAND 0-1-1; OHIO STATE 0-0-0; at Purdue 0-0-0; IOWA 0-1-1; at Indiana 0-0-0; at Rutgers 0-0-0; MICHIGAN STATE 0-0-0.

» WHITE'S CAREER STATISTICS & GAME HIGHS

	UA-A	TK	FF	FR	I	PBU	SACK	TFL
2015	4-8	12	-	-	-	-	1.0-5	1.5-6
2016	6-10	16	-	-	-	-	1.5-10	1.5-10
CAREER	10-18	28	-	-	-	-	2.5-15	3.0-16

Tackles 5; Kent State, 9/3/16
 Sacks 1.5; Kent State, 9/3/16
 Tackles for Loss 1.5; Kent State, 9/3/16



@PennStateFBall




PSUFBall

2016

PSUnivald.com

GoPSUsports.com



54
ROBERT
WINDSOR

6-4 > 305 > So./Fr. Eligible

Defensive Tackle > Fond Du Lac, Wis.

» 2016

Season: Appeared in 12 games with one start...One of 18 first time starters in 2016...One of 26 freshmen (22 redshirt, 4 true) to appear in 2016...Made his first career start at Purdue (10/29).

Kent State (9/3): Made his collegiate debut. **at Pitt (9/10):** Collected a career-high four tackles...Combined with Malik Golden on a TFL in the second quarter. **Temple (9/17):** Had two tackles...Combined with Torrence Brown on a sack of Phillip Walker in the fourth quarter, his first career quarterback takedown...A part of a front seven that limited Temple to just 38 rushing yards, the fewest since holding Illinois to 37 yards on the ground in 2015. **Minnesota (10/1):** Had two tackles... Combined with Kevin Givens on a fourth quarter sack. **Maryland (10/1):** Collected three tackles, including a pair of fourth quarter stops. **Ohio State (10/22):** Logged two tackles...Made the push up front to open gap on Marcus Allen's blocked field goal in the fourth quarter, which was returned by Grant Haley for the game-winning touchdown. **at Purdue (10/29):** Made his first career start...Totaled three tackles...Helped the defense hold Purdue to just 46 yards rushing, the second opponent held under 50 yards rushing in 2016. **Iowa (11/5):** Posted three tackles. **at Rutgers (11/19):** Made one tackle. **Michigan State (11/26):** Had one tackle.

» 2016 GAME-BY-GAME

Tackles (Solo-Assisted-Total)

KENT STATE 0-1-1; at Pitt 2-2-4; TEMPLE 0-2-2; at Michigan 0-0-0; MINNESOTA 1-1-2; MARYLAND 2-1-3; OHIO STATE 0-2-2; at Purdue 2-1-3; IOWA 1-2-3; at Indiana 0-0-0; at Rutgers 1-0-1; MICHIGAN STATE 0-1-1.

» WINDSOR'S CAREER STATISTICS & GAME HIGHS

	UA-A	TK	FF	FR	I	PBU	SACK	TFL
2016	9-13	22	-	-	-	-	1.0-6	1.5-6
CAREER	9-13	22	-	-	-	-	1.0-6	1.5-6

Tackles 4; at Pitt, 9/10/16
Sacks 0.5; Twice: Last Minnesota, 10/1/16
Tackles For Loss 0.5; Three Times: Last Minnesota, 10/1/16



77
CHASZ
WRIGHT

6-7 > 343 > Jr./So. Eligible

Tackle/Guard > Woodbridge, Va.

» 2016

Season: Appeared in 12 games with three starts...One of 18 first time starters in 2016...Made his first career at Indiana (11/12).

Iowa (11/5): Saw the most extensive action of his career, after entering the game at left tackle on the third offensive play of the game after Brendan Mahon left the game...Blocked for a 167-yard rushing effort by Saquon Barkley and a 240-yard passing night for Trace McSorley...Helped Penn State to 599 yards of total offense, the most since recording 661 yards at Rutgers (1995) and the highest total offense output by Penn State against a Big Ten team since 653 yards against Michigan State (1994)...Overall Penn State rushed for 359 yards...His efforts enabled the Nittany Lions to go 7-of-14 on third down and the offense did not have a single three-and-out in the game. **at Indiana (11/12):** Helped protect Trace McSorley during his 332-yard passing game, the third of his career - all coming in 2016 - which is fourth in program history. **at Rutgers (11/19):** Helped Penn State pile up eighth game of 400-plus yards and the fourth game in 2016 with at least 500 yards...Protected Trace McSorley to the tune of 210 yards passing, his eighth 200-yard passing game of the season. **Michigan State (11/26):** Instrumental in Penn State gaining 463 yards of total offense, its ninth game with at least 400 yards...Helped Trace McSorley pile up 389 yards of total offense, the fifth-most in program history...McSorley threw for 376 yards - the fifth-highest total in school history - with four touchdown passes and rushed for 13 yards.



44
TYLER
YAZUJIAN

5-11 > 235 > Sr./Sr. Eligible

Long Snapper > Royersford, Pa.

» 2016

Awards: Selected CoSIDA Academic All-District...Named a semifinalist for the Campbell Trophy, which recognizes an individual as the premier football scholar-athlete in the nation.

Season: Appeared in 12 games...Has handled all of the long snapping duties since the start of the 2014 season.

Purdue (11/29): Cleared punt returner after a muffed punt to enable Jordan Smith to recover the fumble on the play. **Michigan State (11/26):** Kept the ball from reaching the end zone on the fourth-quarter Blake Gillikin punt that was downed at the 2-yard line.

» YAZUJIAN'S CAREER GAME HIGHS

Tackles 1; Twice: Last Indiana, 10/10/15



PENN STATE GAME-BY-GAME

	KSU	at PITT	TEM	at MICH	MINN	UMD	OSU	at PUR	IOWA	at IND	at RU	MSU	WIS
First Downs	19	20	21	12	19	28	13	24	24	18	25	18	
Rushing	9	6	8	3	7	21	6	11	15	5	16	4	
Passing	9	12	8	6	8	5	6	10	9	11	8	14	
Penalty	1	2	5	3	4	2	1	3	0	2	1	0	
Net Yards Rushing	145	74	116	70	136	372	122	257	359	77	339	77	
Rushing Attempts	38	31	37	28	28	62	37	38	52	45	49	33	
Average Per Rush	3.8	2.4	3.1	2.5	4.9	6.0	3.3	6.8	6.9	1.7	6.9	2.3	
Rushing Touchdowns	1	4	3	0	2	3	1	5	3	3	3	2	
Yards Gained	176	114	173	108	162	415	186	291	371	137	340	106	
Yards Lost	31	40	57	38	26	43	64	34	12	60	1	29	
Net Yards Passing	209	332	287	121	335	152	154	254	240	332	210	386	
Completions	16	24	18	16	19	10	8	13	11	16	17	18	
Attempts	31	35	24	27	41	19	23	25	18	30	33	24	
Interceptions	0	1	1	1	0	0	0	0	0	2	0	0	
Yards Per Attempt	6.7	9.5	12.0	4.5	8.2	8.0	6.7	10.2	13.3	11.1	6.4	16.1	
Yards Per Completion	13.1	13.8	15.9	7.6	17.6	15.2	19.2	19.5	21.8	20.8	12.4	21.4	
Passing Touchdowns	2	1	1	1	1	2	1	3	2	2	1	4	
Total Offensive Yards	354	406	403	191	471	524	276	511	599	409	549	463	
Plays	69	66	61	55	69	81	60	63	70	75	82	57	
Yards Per Play	5.1	6.1	6.6	3.5	6.8	6.5	4.6	8.1	8.6	5.5	6.7	8.1	
Fumbles-Lost	2-1	5-3	5-2	1-1	0-0	2-1	2-1	1-0	0-0	0-0	1-1	0-0	
Penalties-Yards	5-55	4-35	7-62	2-13	5-65	7-50	1-5	11-91	9-86	5-40	3-15	1-15	
Punts-Yards	6-282	5-233	3-105	6-270	6-235	6-177	7-264	3-124	2-81	6-233	3-143	4-187	
Yards Per Punt	47.0	46.6	35.0	45.0	39.2	29.5	37.7	41.3	40.5	38.8	47.7	46.8	
Net Yards Per Punt	43.3	42.4	28.3	36.0	33.7	25.3	38.3	34.0	40.5	35.5	43.0	46.8	
Inside 20	2	3	2	1	1	4	3	0	2	1	1	2	
50+ Yard Kicks	1	2	0	1	1	0	0	1	0	1	1	1	
Touchbacks	1	1	1	0	1	0	0	0	0	1	0	0	
Fair Catch	1	1	1	2	1	1	4	0	1	3	1	1	
Kickoffs-Yards	7-453	7-424	7-451	3-159	6-37	7-428	6-356	11-705	7-450	8-491	9-523	8-513	
Yards Per Kickoff	64.7	60.6	64.4	53.0	62.0	61.1	59.3	64.1	64.3	61.4	58.1	64.1	
Net Yards Per Kickoff	40.1	32.3	43.0	44.0	40.8	42.0	41.8	43.9	42.4	42.4	36.2	45.0	
Touchbacks	6	4	6	0	3	2	1	5	3	3	4	4	
Punt Returns	4	4	6	0	2	1	5	0	1	4	1	0	
Yards	22	61	6	0	2	8	15	0	2	35	20	0	
Touchdowns	0	0	0	0	0	0	0	0	0	0	0	0	
Yards Per PR	5.5	15.2	1.0	0.0	1.0	8.0	3.0	0.0	2.0	8.8	20.0	0.0	
Kickoff Returns	4	5	4	3	2	3	4	3	3	5	1	3	
Yards	88	110	83	67	26	50	89	27	77	79	12	63	
Touchdowns	0	0	0	0	0	0	0	0	0	0	0	0	
Yards Per KR	22.0	22.0	20.8	22.3	13.0	16.7	22.2	9.0	25.7	15.8	12.0	21.0	
Interceptions	2	1	1	0	1	1	0	2	1	0	0	0	
Yards	30	8	14	0	0	0	0	40	10	0	0	0	
Touchdowns	1	0	0	0	0	0	0	0	0	0	0	0	
Fumble Returns	1	1	0	0	0	0	0	0	0	1	0	0	
Yards	6	4	0	0	0	0	0	0	0	9	0	0	
Touchdowns	0	0	0	0	0	0	1	0	0	1	0	0	
Miscellaneous Yards	0	0	0	0	0	0	72	0	0	0	0	0	
Possession Times	27:04	24:31	28:33	24:11	23:13	35:00	22:41	25:13	35:03	33:39	33:42	25:36	
1st Quarter	6:34	4:57	10:05	6:30	6:58	9:08	7:45	4:57	8:27	9:06	8:21	6:08	
2nd Quarter	8:05	6:21	7:29	4:04	6:07	10:02	5:32	7:23	8:46	8:58	6:31	7:02	
3rd Quarter	5:47	4:31	5:56	6:16	5:10	8:12	4:53	5:46	7:46	5:48	8:34	4:51	
4th Quarter	6:38	8:42	5:03	7:21	4:58	7:38	4:31	7:07	10:04	9:47	10:16	7:35	
3rd-Down Conversions	5-of-14	2-of-10	2-of-9	2-of-12	4-of-15	5-of-13	2-of-13	2-of-9	7-of-14	4-of-14	10-of-19	4-of-10	
4th-Down Conversions	0-of-1	1-of-1	2-of-2	2-of-3	1-of-2	1-of-1	0-of-1	1-of-1	1-of-1	0-of-2	1-of-2	0-of-0	
Red Zone Scoring	4-5	5-5	4-6	2-2	3-3	3-4	3-4	8-8	5-7	5-5	7-8	3-4	
Touchdowns	2-5	4-5	2-6	1-2	1-3	2-4	2-4	6-8	3-7	4-5	3-8	2-4	
Field Goals	2-5	1-5	2-6	1-2	2-3	1-4	1-4	2-8	2-7	1-5	4-8	1-4	
Sacks By-Yards	7-54	0-0	3-19	0-0	2-8	4-27	6-3	1-6	4-22	3-37	3-15	4-29	
PAT Kicks	3-3	4-4	4-4	1-1	2-2	5-5	3-3	8-8	5-5	6-6	3-3	6-6	
Field Goals	2-2	1-1	2-2	1-1	3-3	1-1	1-2	2-2	2-3	1-1	4-4	1-1	
Total Points	33	39	34	10	29	38	24	62	41	45	39	45	
Touchdowns Rushing	1	4	3	0	2	3	1	5	3	3	3	2	
Touchdowns Passing	2	1	1	1	1	2	1	3	2	2	1	4	
Touchdown Returns	0	0	0	0	0	0	0	0	0	0	0	0	
Other Touchdowns	1	0	0	0	0	0	1	0	0	1	0	0	
Safeties	0	0	0	0	0	0	0	0	0	0	0	0	
Kick PAT-Attempts	3-3	4-4	4-4	1-1	2-2	5-5	3-3	8-8	5-5	6-6	3-3	6-6	
2pt PAT-Attempts	0-1	1-1	2-2	0-0	0-0	0-0	0-0	0-0	0-0	0-0	0-0	0-0	
Field Goals-Attempts	2-2	1-1	2-2	1-1	3-3	1-1	1-2	2-2	2-3	1-1	0-0	1-1	
Points Off Turnovers	14	3	0	0	0	3	0	28	7	14	0	7	

OPONENT GAME-BY-GAME

	KSU	at PITT	TEM	at MICH	MINN	UMD	OSU	at PUR	IOWA	at IND	at RU	MSU	WIS
First Downs	16	19	13	25	31	11	19	20	14	20	5	26	
Rushing	8	13	2	14	13	8	9	4	2	5	3	11	
Passing	6	6	9	10	14	3	9	12	8	15	2	14	
Penalty	2	0	2	1	4	0	1	4	4	0	0	1	
Net Yards Rushing	150	341	38	326	228	170	168	46	30	110	39	109	
Rushing Attempts	41	56	28	49	48	38	40	26	26	41	33	42	
Average Per Rush	3.7	6.1	1.4	6.7	4.8	4.5	4.2	1.8	1.2	2.7	1.2	2.6	
Rushing Touchdowns	0	3	3	6	1	1	1	1	0	2	0	0	
Yards Gained	219	359	70	340	247	212	220	82	56	164	84	151	
Yards Lost	69	18	32	14	19	42	52	36	26	54	45	42	
Net Yards Passing	129	91	286	189	241	100	245	295	204	344	48	234	
Completions	14	11	25	21	24	10	28	36	18	24	7	25	
Attempts	28	15	34	35	41	16	43	55	26	41	17	46	
Interceptions	2	1	1	0	1	1	0	2	1	0	0	0	
Yards Per Attempt	4.6	6.1	8.4	5.4	5.9	6.2	5.7	5.4	7.8	8.4	2.8	5.1	
Yards Per Completion	9.2	8.3	11.4	9.0	10.0	10.0	8.8	8.2	11.3	14.3	6.9	9.4	
Passing Touchdowns	0	3	0	1	1	1	1	2	2	2	0	0	
Total Offensive Yards	279	432	324	515	469	270	413	341	234	454	87	343	
Plays	69	71	62	84	89	54	83	81	52	82	50	88	
Yards Per Play	4.0	6.1	5.2	6.1	5.3	5.0	5.0	4.2	4.5	5.5	1.7	3.9	
Fumbles-Lost	2-1	2-1	0-0	0-0	0-0	1-1	2-0	3-2	0-0	5-5	3-0	1-1	
Penalties-Yards	6-47	10-79	13-118	7-80	8-83	5-54	8-45	8-76	4-24	8-80	6-50	4-23	
Punts-Yards	6-246	5-213	6-225	1-44	6-239	7-279	8-318	5-234	6-241	5-218	12-410	5-232	
Yards Per Punt	41.0	42.6	37.5	44.0	39.8	39.9	39.8	46.8	40.2	43.6	34.2	46.4	
Net Yards Per Punt	37.3	30.4	36.5	44.0	32.8	38.7	37.9	42.8	39.8	36.6	30.8	42.4	
Inside 20	0	1	1	0	3	0	3	0	1	1	3	1	
50+ Yard Kicks	0	0	0	0	1	0	2	2	0	0	1	1	
Touchbacks	0	0	0	0	2	0	0	1	0	0	1	1	
Fair Catch	1	0	0	1	1	6	2	3	2	0	6	3	
Kickoffs-Yards	4-242	7-430	6-295	8-518	6-351	3-177	5-300	5-226	3-19	6-344	1-58	5-288	
Yards Per Kickoff	60.5	61.4	49.2	64.8	58.5	59.0	60.0	45.2	64.7	57.3	58.0	57.6	
Net Yards Per Kickoff	38.5	38.6	31.2	40.8	41.7	42.3	37.2	39.8	39.0	40.0	46.0	40.0	
Touchbacks	0	2	1	5	3	0	1	0	0	1	0	1	
Punt Returns	2	1	0	2	1	4	2	2	0	1	2	0	
Yards	2	1	0	54	13	25	-4	22	0	0	14	0	
Touchdowns	0	0	0	0	0	0	0	0	0	0	0	0	
Yards Per PR	1.0	1.0	0.0	27.0	13.0	6.2	-2.0	11.0	0.0	0.0	7.0	0.0	
Kickoff Returns	1	3	0	3	3	5	5	5	4	4	5	3	
Yards	22	98	0	27	52	84	80	97	78	77	97	53	
Touchdowns	1	0	0	0	0	0	0	0	0	0	0	0	
Yards Per KR	22.0	32.7	0.0	9.0	17.3	16.8	16.0	19.4	19.5	19.2	19.4	17.7	
Interceptions	0	1	1	1	0	0	0	0	0	2	0	0	
Yards	0	0	17	22	0	0	0	0	0	50	0	0	
Touchdowns	0	0	0	0	0	0	0	0	0	0	0	0	
Fumble Returns	1	1	0	1	0	0	0	0	0	0	0	0	
Yards	20	9	0	9	0	0	0	0	0	0	0	0	
Touchdowns	1	0	0	0	0	0	0	0	0	0	0	0	
Miscellaneous Yards	0	0	0	0	0	0	-2	0	0	0	0	0	
Possession Times	32:56	35:29	31:27	35:49	36:49	25:00	37:19	34:47	24:57	26:21	26:18	34:24	
1st Quarter	8:26	10:03	4:55	8:30	8:02	5:52	7:15	10:03	6:33	5:54	6:39	8:53	
2nd Quarter	6:55	8:39	7:31	10:56	8:53	4:58	9:28	7:37	6:14	6:02	8:29	7:58	
3rd Quarter	9:13	10:29	9:04	8:44	9:50	6:48	10:07	9:14	7:14	9:12	6:26	10:09	
4th Quarter	8:22	6:18	9:57	7:39	10:04	7:22	10:29	7:53	4:56	5:13	4:44	7:25	
3rd-Down Conversions	5-of-17	4-of-12	3-of-13	11-of-16	6-of-17	5-of-13	9-of-22	9-of-21	2-of-10	8-of-17	1-of-14	9-of-20	
4th-Down Conversions	0-of-1	0-of-0	2-of-3	2-of-4	1-of-1	1-of-1	1-of-2	1-of-1	1-of-2	0-of-2	0-of-0	0-of-2	
Red Zone Scoring	2-3	6-6	4-4	6-6	4-5	3-4	2-2	2-2	1-1	3-4	0-1	4-4	
Touchdowns	0-3	6-6	3-4	6-6	1-5	2-4	0-2	2-2	1-1	3-4	0-1	0-4	
Field Goals	2-3	0-6	1-4	0-6	3-5	1-4	2-2	0-2	0-1	0-4	0-1	4-4	
Sacks By-Yards	1-11	4-33	0-0	6-27	0-0	4-27	1-1	1-10	1-7	3-23	1-1	1-8	
PAT Kicks	1-1	6-6	3-3	7-7	2-2	5-5	1-2	3-3	2-2	4-4	0-0	0-0	
Field Goals	2-3	0-2	2-2	0-0	4-4	1-1	2-3	1-2	0-0	1-1	0-1	4-4	
Total Points	13	42	27	49	26	14	21	24	14	31	0	12	
Touchdowns Rushing	0	3	3	6	1	1	1	1	0	2	0	0	
Touchdowns Passing	0	3	0	1	1	1	1	2	2	2	0	0	
Touchdown Returns	1	0	0	0	0	0	0	0	0	0	0	0	
Other Touchdowns	0	0	0	0	0	0	0	0	0	0	0	0	
Safeties	0	0	0	0	0	0	1	0	0	0	0	0	
Kick PAT-Attempts	1-1	6-6	3-3	7-7	2-2	2-2	1-2	3-3	2-2	4-4	0-0	0-0	
2pt PAT-Attempts	0-0	0-0	0-0	0-0	0-0	0-0	0-0	0-0	0-0	0-0	0-0	0-0	
Field Goals-Attempts	2-3	0-1	2-2	0-0	4-4	0-0	2-3	1-2	0-0	0-0	0-1	4-4	
Points Off Turnovers	7	14	14	7	0	0	3	0	0	7	0	0	

INDIVIDUAL GAME-BY-GAME

RUSHING

(ATT-YDS-TD)	KSU	at PITT	TEM	at MICH	MINN	UMD	OSU	at PUR	IOWA	at IND	at RU	MSU	WIS
Allen, Mark	---	1-2-0	6-17-0	1-0-0	---	7-31-0	DNP	1-1-1	5-30-0	---	5-26-0	2-8-0	
Barkley, Saquon	22-105-1	20-85-4	9-68-1	15-59-0	20-63-1	31-202-1	12-99-0	18-207-2	20-167-1	33-58-2	16-92-1	12-14-1	
Godwin, Chris	---	---	---	---	---	---	1-13-0	---	---	---	---	---	
Hamilton, DaeSean	---	---	1-(-12)-0	---	---	---	---	---	---	---	---	---	
McSorley, Trace	14-47-0	9-(-17)-0	9-8-1	9-(-6)-0	8-73-1	18-81-1	19-63-1	5-2-0	14-40-1	8-13-1	11-55-0	10-13-0	
Robinson, Andre	1-(-)2-0	1-4-0	6-24-1	1-3-0	---	DNP	DNP	2-23-2	3-18-0	2-8-0	6-20-1	3-32-1	
Sanders, Miles	---	---	3-27-0	2-14-0	DNP	1-25-1	1-(-10)-0	3-6-0	5-34-0	1-(-2)-0	5-85-0	4-5-0	
Stevens, Tommy	---	DNP	DNP	DNP	DNP	4-36-0	DNP	5-31-0	5-70-1	1-0-0	6-61-1	---	
TEAM	1-(-5)-0	---	3-(-16)-0	---	---	1-(-3)-0	4-(-43)-0	4-(-13)-0	---	---	---	1-(-2)-0	

RECEIVING

(REC-YDS-TD)	KSU	at PITT	TEM	at MICH	MINN	UMD	OSU	at PUR	IOWA	at IND	at RU	MSU	WIS
Allen, Mark	---	1-4-0	1-1-0	---	---	---	DNP	---	---	---	1-27-1	---	
Barkley, Saquon	1-17-0	2-45-1	2-7-0	5-77-0	1-(-3)-0	---	---	3-70-0	1-44-1	2-34-0	2-25-0	2-11-0	
Blacknall, Saeed	2-24-0	DNP	DNP	DNP	DNP	---	1-35-0	1-42-0	1-19-1	1-43-0	---	3-29-0	
Charles, Irvin	---	---	---	---	1-80-1	---	---	1-26-0	---	---	---	---	
Gesicki, Mike	3-49-1	4-47-0	2-62-0	5-23-0	5-70-0	4-26-1	4-46-0	1-23-0	4-65-0	5-88-0	5-47-0	2-64-1	
Godwin, Chris	7-67-0	4-36-0	7-117-1	1-8-1	4-97-0	---	2-39-1	5-58-2	4-87-0	5-82-2	3-36-0	5-135-2	
Hamilton, DaeSean	2-9-1	8-82-0	2-50-0	1-11-0	3-17-0	2-35-0	1-34-0	1-14-0	---	3-85-0	2-35-0	1-16-0	
Johnson, Juwan	---	1-27-0	---	---	---	---	---	---	---	---	---	1-43-0	
Payne, Irvine	---	---	---	---	---	---	---	---	---	---	---	1-10-0	
Polk, Brandon	---	1-4-0	1-14-0	DNP	DNP	DNP	DNP	DNP	DNP	DNP	DNP	DNP	
Robinson, Andre	---	---	---	---	1-2-0	DNP	DNP	---	---	---	---	1-40-1	
Sanders, Miles	---	---	---	1-3-0	DNP	---	---	1-21-1	---	---	---	---	
Thompkins, DeAndre	1-43-0	3-87-0	3-36-0	3-(-1)-0	4-72-0	4-91-1	---	DNP	---	---	4-40-0	2-38-0	

PASSING

Trace McSorley

	Comp.	Att.	Yds.	TD	INT
Kent State	16	31	209	2	0
at Pitt	24	35	332	1	1
TEMPLE	18	24	287	1	1
at Michigan	16	27	121	1	1
MINNESOTA	19	41	335	1	0
MARYLAND	10	19	152	2	0
OHIO STATE	8	23	154	1	0
at Purdue	12	23	228	3	0
IOWA	11	18	240	2	0
at Indiana	16	30	332	2	2
at Rutgers	17	33	210	1	0
MICHIGAN STATE	17	23	376	4	0
vs. Wisconsin					

Tommy Stevens

	Comp.	Att.	Yds.	TD	INT
Kent State	--	--	--	--	--
at Pitt	DNP				
TEMPLE	DNP				
at Michigan	DNP				
MINNESOTA	DNP				
MARYLAND	--	--	--	--	--
OHIO STATE	DNP				
at Purdue	1	2	26	0	0
IOWA	--	--	--	--	--
at Indiana	--	--	--	--	--
at Rutgers	0	0	0	0	0
MICHIGAN STATE	1	1	10	--	--
vs. Wisconsin					

KICKING & PUNTING

KICKOFFS

Season	KO	Total Yards	TB	OB	Kick Avg.	Rtrns	Rtn Yds	Yds/Rtn
Julius, Joey	86	5,325	41	4	61.9	44	18.7	0.43

Season	KO	Total Yards	TB	OB	Kick Avg.	Rtrns	Rtn Yds	Yds/Rtn
KENT STATE	7	453	6	0	64.7	4	88	22.0
at Pitt	7	424	4	0	60.6	3	98	33.0
TEMPLE	7	451	6	1	64.4	0	0	0.00
at Michigan	3	159	0	0	53.0	3	27	9.00
MINNESOTA	6	372	3	0	62.0	3	52	17.3
MARYLAND	7	428	2	0	61.1	5	84	16.8
OHIO STATE	6	356	1	0	59.3	5	80	16.0
at Purdue	11	705	5	1	64.1	5	97	19.4
IOWA	7	450	3	0	64.3	4	78	19.5
at Indiana	8	491	3	1	61.4	4	77	19.3
at Rutgers	9	523	4	0	58.1	5	97	19.4
MICHIGAN STATE	8	513	4	1	64.1	3	53	17.7
vs. Wisconsin								

PUNTING

Season	No	Total Yds	Avg	Long	FC	I20	50+	Blk
Gillikin, Blake	54	2,259	41.8	69	17	20	9	0
Pasquariello, Daniel	2	75	37.5	38	1	2	0	0
Team	1	0	0.0	0	0	0	0	1

Game	No	Total Yds	Avg	Long	FC	I20	50+	Blk
KENT STATE	6	282	47.0	58	1	2	1	0
at Pitt	5	233	46.6	69	1	3	2	0
TEMPLE	3	105	35.0	41	0	2	0	0
at Michigan	6	270	45.0	61	3	1	1	0
MINNESOTA	6	235	39.2	56	1	1	1	0
MARYLAND	6	177	29.5	44	1	4	0	1
OHIO STATE	7	264	37.7	47	3	3	0	0
at Purdue	3	124	41.3	52	0	0	1	0
IOWA	2	81	40.5	42	1	2	0	0
at Indiana	6	233	38.8	50	4	1	0	0
at Rutgers	3	143	47.7	50	1	1	1	0
MICHIGAN STATE	4	187	46.8	54	1	2	1	0
vs. Wisconsin								



INDIVIDUAL GAME-BY-GAME

TACKLES

(UT-AT-TT)	KSU	at PITT	TEM	at MICH	MINN	UMD	OSU	at PUR	IOWA	at IND	at RU	MSU	WIS
Allen, Marcus	2-3-5	4-4-8	6-2-8	7-0-7	8-14-22	3-4-7	2-4-6	5-1-6	1-2-3	5-5-10	1-0-1	2-5-7	
Apke, Troy	1-0-1	0-1-1	---	1-3-4	3-3-6	1-1-2	---	0-1-1	0-1-1	3-0-3	1-1-2	1-6-7	
Bates, Ryan	---	---	1-0-1	---	---	---	---	---	---	---	---	---	
Bell, Brandon	3-5-8	5-4-9	DNP	DNP	DNP	DNP	7-11-18	3-2-5	1-2-3	5-3-8	3-2-5	3-15-18	
Bentley, Gordon	---	---	---	---	---	---	---	---	---	---	1-0-1	---	
Bowen, Manny	0-1-1	5-0-5	2-1-3	3-4-7	5-2-7	1-4-5	4-8-12	5-1-6	1-2-3	2-0-2	0-1-1	4-5-9	
Brown, Cam	DNP	0-1-1	---	4-6-10	6-3-9	---	---	1-2-3	2-1-3	---	0-3-3	---	
Brown, Torrence	0-3-3	5-1-6	1-3-4	2-1-3	1-0-1	0-1-1	1-2-3	2-1-3	---	0-0-0	1-1-2	0-2-2	
Buchholz, Ryan	1-1-2	2-0-2	0-1-1	0-1-1	---	0-2-2	2-1-3	1-0-1	0-1-1	2-0-2	DNP	1-0-1	
Cabinda, Jason	5-6-11	DNP	DNP	DNP	DNP	DNP	3-10-13	6-3-9	1-7-8	8-1-9	3-0-3	0-8-8	
Campbell, Christian	1-2-3	2-0-2	1-1-2	2-0-2	1-2-3	DNP	---	1-2-3	2-0-2	1-0-1	1-2-3	1-1-2	
Chavis, Tyrell	0-2-2	0-1-1	---	0-2-2	0-1-1	1-0-1	0-1-1	---	0-2-2	0-1-1	---	0-1-1	
Charles, Irvin	---	---	---	---	---	1-0-1	1-0-1	---	---	2-0-2	1-0-1	---	
Cooper, Jake	---	0-2-2	1-4-5	2-4-6	1-1-2	DNP	DNP	---	INJ	INJ	INJ	INJ	
Cothran, Curtis	DNP	DNP	DNP	DNP	0-1-1	0-1-1	0-1-1	---	2-1-3	1-0-1	1-1-2	0-4-4	
Costagna, Colin	DNP	DNP	DNP	---	DNP	---	DNP	1-0-1	DNP	DNP	0-1-1	---	
Cothren, Parker	0-2-2	0-1-1	2-5-7	0-1-1	0-2-2	1-1-2	0-1-1	DNP	---	1-0-1	3-1-4	1-0-1	
Davis, Desi	DNP	DNP	---	DNP	DNP	DNP	DNP	DNP	DNP	DNP	DNP	DNP	
Dowrey, Derek	---	---	---	---	---	---	---	0-1-1	---	1-0-1	---	---	
Farmer, Koa	0-1-1	---	---	2-1-3	2-1-3	1-4-5	1-1-2	2-1-3	3-0-3	0-3-3	0-1-1	0-2-2	
Givens, Kevin	0-3-3	---	1-1-2	2-1-3	1-2-3	1-0-1	0-2-2	---	2-2-4	0-1-1	1-1-2	1-1-2	
Golden, Malik	3-0-3	3-3-6	3-6-9	8-3-11	DNP	3-3-6	3-3-6	5-3-8	0-1-1	6-0-6	1-0-1	2-3-5	
Haley, Grant	---	---	DNP	DNP	2-5-7	1-1-2	0-3-3	2-1-3	3-0-3	3-0-3	2-0-2	2-2-4	
Hamilton, DaeSean	---	1-0-1	---	---	---	---	---	---	---	---	---	---	
Julius, Joey	1-0-1	---	---	1-0-1	---	---	0-1-1	---	---	---	---	---	
Johnson, Jan	DNP	DNP	DNP	1-1-2	INJ	INJ	INJ	INJ	INJ	INJ	INJ	INJ	
Johnson, Juwan	---	---	---	---	1-0-1	0-0-1	---	1-1-2	---	1-0-1	1-0-1	---	
McPhearson, Josh	DNP	DNP	DNP	DNP	DNP	0-1-1	DNP	---	---	DNP	---	---	
Miller, Jarvis	---	1-0-1	---	---	---	0-1-1	---	---	---	---	1-1-2	---	
Miller, Shareef	3-2-5	0-1-1	---	---	1-3-4	2-0-2	2-2-4	1-0-1	---	2-2-4	---	1-1-2	
Monroe, Ayron	DNP	DNP	DNP	DNP	1-0-1	1-2-3	0-2-2	0-1-1	1-1-2	---	---	---	
Oruwayiye, Amani	0-2-2	2-0-2	0-1-1	2-1-3	DNP	DNP	DNP	1-0-1	2-0-2	1-0-1	1-2-3	4-3-7	
Reid, John	2-2-4	3-2-5	2-2-4	1-2-3	1-0-1	3-2-5	1-2-3	1-0-1	1-0-1	2-0-2	3-0-3	0-1-1	
Schwan, Evan	2-2-4	---	DNP	---	3-0-3	2-2-4	1-2-3	1-1-2	1-1-2	1-2-3	1-0-1	0-3-3	
Scott, Nick	0-1-1	0-1-1	---	---	---	1-2-3	---	DNP	---	---	---	1-0-1	
Sickels, Garrett	1-5-6	3-0-3	2-1-3	1-1-2	0-1-1	1-0-1	3-6-9	3-0-3	0-3-3	1-2-3	1-0-1	4-4-8	
Smith, Brandon	---	---	4-4-8	1-1-2	2-5-7	2-12-14	1-3-4	3-1-4	1-3-4	1-2-3	2-1-3	3-2-5	
Smith, Jordan	0-1-1	DNP	---	---	2-2-4	0-2-2	---	---	1-0-1	2-0-2	2-1-3	---	
Taylor, Garrett	---	---	---	---	---	0-1-1	1-0-1	---	DNP	DNP	---	---	
Thompkins, DeAndre	---	---	---	2-0-2	---	---	---	DNP	---	---	---	---	
Walker, Von	---	1-0-1	---	---	1-0-1	1-0-1	2-0-2	---	1-0-1	0-1-1	---	INJ	
Wartman-White, Nyeem	1-4-5	7-2-9	---	INJ	INJ	INJ	INJ	INJ	INJ	INJ	INJ	INJ	
White, Antoine	1-4-5	1-2-3	---	3-1-4	1-1-2	0-0-1	---	---	0-1-1	---	---	---	
Windsor, Robert	0-1-1	2-2-4	0-2-2	---	1-1-2	2-1-3	0-2-2	2-1-3	2-1-3	---	1-0-1	0-1-1	

TFL & SACKS

TFL (Sacks)	KSU	at PITT	TEM	at MICH	MINN	UMD	OSU	at PUR	IOWA	at IND	at RU	MSU	WIS
Allen, Marcus	---	1.0 (-)	1.0 (-)	---	1.0 (-)	1.0 (-)	---	---	---	1.5 (-)	---	0.5 (-)	
Bell, Brandon	---	---	DNP	DNP	DNP	DNP	1.0 (1.0)	1.0 (-)	0.5 (-)	2.5 (1.0)	1.0 (1.0)	0.5 (-)	
Bowen, Manny	---	1.0 (-)	1.0 (1.0)	1.0 (-)	2.0 (-)	---	1.0 (-)	---	---	1.0 (-)	---	1.0 (1.0)	
Brown, Cam	DNP	---	---	1.0 (-)	---	---	---	---	---	---	0.5 (0.5)	---	
Brown, Torrence	---	2.0 (-)	1.0 (0.5)	1.0 (-)	---	---	0.5 (-)	---	---	---	1.0 (-)	0.5 (-)	
Buchholz, Ryan	1.0 (1.0)	---	0.5 (-)	---	---	---	---	1.0 (1.0)	0.5 (0.5)	---	DNP	1.0 (-)	
Cabinda, Jason	---	DNP	DNP	DNP	DNP	DNP	2.0 (1.0)	---	0.5 (-)	1.0 (-)	---	0.5 (-)	
Campbell, Christian	1.0 (-)	---	---	---	---	DNP	---	---	---	---	---	---	
Costagna, Colin	DNP	DNP	DNP	---	DNP	---	DNP	1.0 (-)	DNP	DNP	---	---	
Cothran, Curtis	DNP	DNP	DNP	DNP	---	---	---	---	0.5 (-)	---	---	1.0 (0.5)	
Cothren, Parker	0.5 (0.5)	---	2.5 (0.5)	---	0.5 (-)	---	0.5 (-)	DNP	---	---	0.5 (-)	10. (1.0)	
Chavis, Tyrell	---	---	---	---	---	1.0 (-)	---	---	0.5 (0.5)	---	---	---	
Farmer, Koa	---	---	---	---	0.5 (-)	1.5 (1.0)	---	---	1.0 (1.0)	---	0.5 (-)	---	
Givens, Kevin	---	---	1.0 (-)	---	1.0 (0.5)	1.0 (1.0)	0.5 (0.5)	---	1.0 (1.0)	0.5 (0.5)	1.0 (-)	1.0 (1.0)	
Golden, Malik	---	1.5 (-)	---	1.0 (-)	DNP	---	---	1.0 (-)	---	---	1.0 (-)	---	
Hayley, Grant	---	---	DNP	DNP	---	---	---	---	---	---	1.0 (-)	0.5 (-)	
Miller, Shareef	2.0 (2.0)	---	---	---	1.5 (-)	1.0 (-)	1.0 (-)	---	---	---	---	---	
Reid, John	0.5 (0.5)	---	0.5 (-)	---	---	1.0 (-)	---	---	---	---	2.0 (-)	---	
Schwan, Evan	1.0 (-)	---	DNP	---	1.0 (1.0)	1.0 (1.0)	1.0 (1.0)	---	1.0 (1.0)	0.5 (0.5)	1.0 (1.0)	1.0 (0.5)	
Sickels, Garrett	1.5 (1.0)	---	0.5 (0.5)	---	0.5 (-)	1.0 (1.0)	3.5 (2.5)	1.0 (-)	0.5 (-)	2.0 (1.0)	1.0 (-)	1.0 (-)	
Smith, Brandon	---	---	0.5 (-)	1.0 (-)	0.5 (-)	1.0 (-)	---	---	---	---	0.5 (0.5)	0.5 (-)	
Smith, Jordan	0.5 (-)	DNP	---	---	---	0.5 (-)	---	---	---	---	---	---	
Wartman-White, Nyeem	0.5 (0.5)	3.0 (-)	---	INJ	INJ	INJ	INJ	INJ	INJ	INJ	INJ	INJ	
White, Antoine	1.5 (1.5)	---	---	---	---	---	---	---	---	---	---	---	
Windsor, Robert	---	0.5 (-)	0.5 (0.5)	---	0.5 (0.5)	---	---	---	---	---	---	---	
TEAM TOTAL	10.0 (7.0)	9.0 (0.0)	9.0 (3.0)	5.0 (-)	9.0 (2.0)	10.0 (4.0)	11.0 (6.0)	5.0 (1.0)	6.0 (4.0)	9.0 (3.0)	11.0 (3.0)	10.0 (4.0)	



INDIVIDUAL GAME-BY-GAME

ALL-PURPOSE YARDS

	KSU	at PITT	TEM	at MICH	MINN	UMD	OSU	at PUR	IOWA	at IND	at RU	MSU	WIS
Allen, Mark	---	6	18	---	---	31	DNP	1	30	---	53	8	
Apke, Troy	---	---	---	---	---	---	---	---	10	---	---	---	
Barkley, Saquon	122	147	75	136	60	202	99	207	211	92	117	25	
Blacknall, Saeed	24	DNP	DNP	DNP	DNP	---	35	42	19	43	---	29	
Campbell, Christian	---	---	---	---	---	DNP	---	18	---	---	---	---	
Farmer, Koa	---	---	---	---	---	---	---	3	---	---	---	---	
Garrity, Gregg	DNP	DNP	DNP	DNP	DNP	---	11	---	---	3	---	---	
Gesicki, Mike	49	47	62	23	70	26	46	23	65	88	47	64	
Godwin, Chris	67	36	117	8	97	---	52	58	87	82	36	135	
Golden, Malik	---	8	---	---	DNP	---	---	---	---	---	---	---	
Hamilton, DaeSean	9	82	38	11	17	35	34	14	---	85	35	16	
Irvin, Charles	---	---	---	---	80	---	---	26	---	11	---	---	
Johnson, Juwan	---	27	---	---	---	---	---	---	---	---	20	43	
McSorley, Trace	47	-17	8	-6	73	81	63	2	40	13	55	13	
Oruwarie, Amani	30	---	-26	---	DNP	DNP	DNP	---	---	---	---	---	
Pancoast, Tom	---	---	---	---	---	---	---	---	---	11	---	---	
Payne, Irvine	---	---	---	---	---	---	---	---	---	---	---	17	
Polk, Brandon	---	4	49	DNP	DNP	DNP	DNP	DNP	DNP	DNP	DNP	DNP	
Reid, John	22	61	46	---	---	8	9	---	---	32	---	---	
Robinson, Andre	-2	4	24	3	2	DNP	DNP	23	18	8	20	72	
Sanders, Miles	26	50	58	84	DNP	75	79	51	106	29	97	68	
Scott, Nick	52	---	---	---	26	---	---	DNP	---	---	---	---	
Smith, Brandon	---	DNP	---	---	---	---	---	22	---	---	---	---	
Stevens, Tommy	---	DNP	DNP	DNP	DNP	36	DNP	31	70	---	61	--	
Thompkins, DeAndre	43	87	36	-1	72	91	---	DNP	32	---	40	38	

RED ZONE RECAP

PENN STATE

Opponent	Series	Result	Pct.
KENT STATE	5	2 TD, 2 FG, 1 TO on downs	80%
at Pitt	5	4 TD, 1 FG	100%
TEMPLE	6	2 TD, 2 FG, 1 Fumble, 1 Half	66.7%
at Michigan	2	1 TD, 1 FG	100%
MINNESOTA	3	1 TD, 2 FG	100%
MARYLAND	4	2 TD, 1 FG, 1 Fumble	75%
OHIO STATE	4	2 TD, 1 FG, 1 FG Blocked	75%
at Purdue	8	6 TD, 2 FG	100%
IOWA	7	3 TD, 2 FG, 1 FG Blocked, 1 Half	71%
at Indiana	5	4 TD, 1 FG	100%
at Rutgers	8	3 TD, 4 FG, 1 TO on downs	88%
MICHIGAN STATE	4	1 TD, 1 FG, 1 Half	75%
vs. Wisconsin			
TOTAL	61	32 TD, 20 FG, 2 Downs, 2 Fumbles, 3 End of Half, 2 FG Blocked	85%

OPPONENT

Opponent	Series	Result	Pct.
KENT STATE	3	2 FG, 1 INT	66.7%
at Pitt	6	6 TD	100%
TEMPLE	4	3 TD, 1 FG	100%
at Michigan	6	6 TD	100%
MINNESOTA	5	1 TD, 3 FG, 1 INT	80%
MARYLAND	2	1 TD, 1 Fumble	50%
OHIO STATE	2	2 FG	100%
at Purdue	2	2 TD	100%
IOWA	1	1 TD	100%
at Indiana	4	3 TD, 1 TO on downs	75%
at Rutgers	1	1 Missed FG	0%
MICHIGAN STATE	4	4 FG	100%
vs. Wisconsin			
TOTAL	36	23 TD, 8 FG, 2 INT, 1 Fumble, 1 Downs, 1 Missed FG	86%

GAME LEADERS

Opponent	Rushing Attempts	Rushing Yards	Receptions	Receiving Yards	All-Purpose Yards	Tackles
KENT STATE	22 - Barkley	105 - Barkley	7 - Godwin	67 - Godwin	122 - Barkley	11 - Cabinda
at Pitt	20 - Barkley	85 - Barkley	8 - Hamilton	82 - Hamilton	147 - Barkley	9 - Wartman-White
TEMPLE	9 - Barkley	68 - Barkley	7 - Godwin	117 - Godwin	117 - Godwin	9 - Golden
at Michigan	15 - Barkley	59 - Barkley	5 - Barkley & Gesicki	77 - Barkley	136 - Barkley	11 - Golden
MINNESOTA	20 - Barkley	73 - McSorley	5 - Gesicki	97 - Godwin	97 - Godwin	22 - Allen
MARYLAND	31 - Barkley	202 - Barkley	4 - Thompkins & Gesicki	91 - Thompkins	202 - Barkley	14 - Smith, B.
OHIO STATE	19 - McSorley	99 - Barkley	4 - Gesicki	46 - Gesicki	99 - Barkley	18 - Bell
at Purdue	18 - Barkley	207 - Barkley	5 - Godwin	70 - Barkley	277 - Barkley	9 - Cabinda
IOWA	20 - Barkley	167 - Barkley	4 - Godwin & Gesicki	87 - Godwin	211 - Barkley	8 - Cabinda
at Indiana	33 - Barkley	58 - Barkley	5 - Godwin & Gesicki	88 - Gesicki	92 - Barkley	10 - Allen, Marcus
at Rutgers	16 - Barkley	92 - Barkley	5 - Gesicki	47 - Gesicki	117 - Barkley	5 - Bell
MICHIGAN STATE	12 - Barkley	32 - Robinson	5 - Godwin	135 - Godwin	135 - Godwin	18 - Bell
vs. Wisconsin						



TURNOVER BY GAME

PENN STATE: 20 GAINED

TYPE	QTR	PLAYER	PLAYS/ 1st		RESULT
			YDS	DWNS	
KENT STATE (3)					
Fumble	2	Washington by Allen, Marcus	2/13	1	TD
Interception	3	Oruwariye of Agner	-	-	TD
Interception	3	Bell of Agner	6/20	1	Punt

PITT (2)

Interception	2	Golden of Peterman	5/23	-	Punt
Fumble	4	Conner by Brown, T.	1/2	-	FG

TEMPLE (1)

Interception	4	Reid of Walker	2/4	-	End of Game
--------------	---	----------------	-----	---	-------------

MICHIGAN (0)**MINNESOTA (1)**

Interception	4	Smith, J. of Leidner	6/23	1	Punt
--------------	---	----------------------	------	---	------

MARYLAND (2)

Interception	1	Smith, B. of Hills	12/42	3	FG
Fumble	1	Hills by Farmer, K.	3/(-7)	-	Punt

OHIO STATE (0)**PURDUE (4)**

Interception	3	Smith, B. of Blough	4/24	1	TD
Fumble	3	Marshall by Smith, J.	2/24	1	TD
Fumble	4	Blough by Givens	7/58	3	TD
Interception	4	Campbell of Sindelar	4/28	1	TD

IOWA (1)

Interception	4	Apke of Beathard	1/44	1	TD
--------------	---	------------------	------	---	----

INDIANA (5)

Fumble	1	Lagow by Golden	3/(-2)	-	Punt
Fumble	2	Williams by Williams	4/5	-	Punt
Fumble	2	Michell by Miller, S.	7/11	1	Punt
Fumble	2	James by James	1/6	-	TD
Fumble	4	Lagow by Bell	-	-	TD

RUTGERS (0)**MICHIGAN STATE (1)**

Fumble	3	O'Connor by O'Connor	2/62	1	TD
--------	---	----------------------	------	---	----

OPPONENT: 15 GAINED

TYPE	QTR	PLAYER	PLAYS/ 1st		RESULT
			YDS	DWNS	
KENT STATE (1)					
Fumble	2	McSorley by Refuge	-	-	TD

PITT (4)

Fumble	1	McSorley by Price	1/(-6)	1	TD
Fumble	2	McSorley by Price	2/15	1	TD
Fumble	3	Barkley by Briggs	7/18	1	FG (missed)
Interception	4	Lewis of McSorley	7/40	-	End of Game

TEMPLE (3)

Fumble	2	Sanders by Martin-Oguike	7/41	-	Punt
Interception	3	Randall of McSorley	1/0	-	TD
Fumble	4	Oruwariye by Starzyk	0/(-26)	-	TD

MICHIGAN (2)

Interception	4	McCray of McSorley	4/31	1	TD
Fumble	4	Sanders by Uche	2/(-3)	-	End of Game

MINNESOTA (0)**MARYLAND (1)**

Fumble	3	Barkley by Likely	7/62	2	TO on Downs
--------	---	-------------------	------	---	-------------

OHIO STATE (1)

Fumble	1	Reid by McLaurin	5/22	1	FG
--------	---	------------------	------	---	----

PURDUE (0)**IOWA (0)****INDIANA (2)**

Interception	2	Fant of McSorley	5/32	2	TD
Interception	3	Fields of McSorley	7/28	2	TO on Downs

RUTGERS (1)

Fumble	1	Sanders by Sanders	4/(-7)	-	Missed FG
--------	---	--------------------	--------	---	-----------

MICHIGAN STATE (0)

TURNOVERS BY PLAYER

FUMBLES

(#-Lost)	KSU	at PITT	TEM	at MICH	MINN	UMD	OSU	at PUR	IOWA	at IND	at RU	MSU	WIS
Barkley, Saquon	--	1-1	--	--	--	1-1	--	--	--	--	--	--	--
Farmer, Koa	--	--	--	--	--	--	--	1-0	--	--	--	--	--
McSorley, Trace	2-1	3-2	2-0	--	--	--	--	--	--	--	--	--	--
Oruwariye, Amani	--	--	1-1	--	DNP	DNP	DNP	--	--	--	--	--	--
Reid, John	--	--	--	--	--	--	1-1	--	--	--	--	--	--
Sanders, Miles	--	--	1-1	1-1	DNP	1-0	--	--	--	--	1-1	--	--
TEAM	--	--	1-0	0-0	--	--	1-0	--	--	--	--	--	--

FORCED FUMBLES

	KSU	at PITT	TEM	at MICH	MINN	UMD	OSU	at PUR	IOWA	at IND	at RU	MSU	WIS
Allen, Marcus	1	--	--	--	--	--	--	--	--	--	--	--	--
Bell, Brandon	--	--	--	--	--	--	--	--	--	1	1	--	--
Brown, Torrence	--	1	1	--	--	--	--	--	--	--	--	--	--
Farmer, Koa	--	--	--	--	--	1	--	--	--	--	--	--	--
Golden, Malik	--	--	--	--	--	--	--	--	--	1	--	--	--
Miller, Shareef	--	--	--	--	--	--	--	--	--	1	--	--	--
Schwan, Evan	--	--	--	--	--	--	--	--	--	--	1	--	--

FUMBLES RECOVERED

(#-Yards)	KSU	at PITT	TEM	at MICH	MINN	UMD	OSU	at PUR	IOWA	at IND	at RU	MSU	WIS
Allen, Marcus	1-6	--	--	--	--	--	--	--	--	1-0	--	--	--
Apke, Troy	--	--	--	--	--	--	--	--	--	--	--	1-0	--
Bell, Brandon	--	DNP	DNP	DNP	DNP	DNP	--	--	--	--	--	--	--
Brown, Torrence	--	--	--	--	--	1-0	--	--	--	1-9	--	--	--
Campbell, Christian	--	--	--	--	--	DNP	--	--	--	1-0	--	--	--
Givens, Kevin	--	--	--	--	--	--	--	1-0	--	1-0	--	--	--
Golden, Malik	--	--	--	--	DNP	--	--	--	--	1-0	--	--	--
Reid, John	--	1-4	--	--	--	--	--	--	--	--	--	--	--
Smith, Jordan	--	DNP	--	--	--	--	--	1-0	--	--	--	--	--
TEAM	--	--	1-0	--	--	--	--	--	--	--	--	--	--

INTERCEPTIONS

(#-Yards)	KSU	at PITT	TEM	at MICH	MINN	UMD	OSU	at PUR	IOWA	at IND	at RU	MSU	WIS
Apke, Troy	--	--	--	--	--	--	--	--	1-10	--	--	--	--
Bell, Brandon	1-0	DNP	DNP	DNP	DNP	DNP	--	--	--	--	--	--	--
Campbell, Christian	--	--	--	--	--	DNP	--	1-18	--	--	--	--	--
Golden, Malik	--	1-8	--	--	DNP	--	--	--	--	--	--	--	--
Oruwariye, Amani	1-30	--	--	--	DNP	DNP	DNP	--	--	--	--	--	--
Reid, John	--	--	1-14	--	--	--	--	--	--	--	--	--	--
Smith, Brandon	--	--	--	--	--	1-0	--	1-22	--	--	--	--	--
Smith, Jordan	--	DNP	--	--	1-0	--	--	--	--	--	--	--	--

SCORING BREAKDOWN

PENN STATE DRIVES

Totals: 75 scoring drives (53 TD, 21 FG)

Special Teams/Defensive Touchdown: 3

Oruwariye - 30 yd. Interception Return, KSU

Haley - 60 yd. Blocked FG Return, OSU; Brown - 9-yd. Fumble Recovery, IND

LONGEST DRIVES BY:

Plays: 13, 2x Last: at Michigan (9/24)
12, 3x Last: at Rutgers (11/19)

Yards: 95 at Rutgers (11/19)
90 OHIO STATE (10/22)

Time: 6:20 at Michigan (9/24)
5:57 TEMPLE (9/17)

OPPONENT DRIVES

Totals: 47 scoring drives (31, TD, 8 FG)

Special Teams/Defensive Touchdown: None

LONGEST DRIVES BY:

Plays: 14 Michigan State (11/26)
13, 3x Last: Michigan State (11/26)

Yards: 99 Pitt (9/10)
87 Minnesota (10/1)

Time: 6:15 Michigan (9/24)
5:54 Michigan State (11/26)



SCORING SUMMARY

Game	Plays	Yards	Time	Result	Qtr.	Game	Plays	Yards	Time	Result	Qtr.
KENT STATE (6)	9	79	3:23	TD	1	PURDUE (10)	8	85	3:27	TD	1
Hamilton 4-yard pass from McSorley (2-pt attempt failed)	2	13	0:41	TD	2	Barkley 3-yard run (Davis, T. kick)	5	82	1:50	TD	2
Barkley 7-yard run (Davis, T. kick)	12	49	4:18	FG	2	Godwin 38-yard pass from McSorley (Davis, T. kick)	11	72	4:21	TD	2
Davis, T. field goal (29 yards)	0	0	0:00	TD	3	Davis, T. field goal (33 yards)	4	24	1:18	TD	3
Oruwariye 30-yard interception return (Davis, T. kick)	8	49	2:39	FG	3	Godwin 1-yard pass from McSorley (Davis, T. kick)	2	24	0:39	TD	3
Davis, T. field goal (28 yards)	8	67	2:38	TD	4	Robinson 4-yard pass from McSorley (Davis, T. kick)	6	61	1:42	FG	3
Gesicki 30-yard pass from McSorley (Davis, T. kick)						Davis, T. field goal (29 yards)	3	40	1:14	TD	3
						Sanders 21-yard pass from McSorley (Davis, T. kick)	1	81	0:13	TD	4
PITT (6)	1	15	0:09	TD	1	Barkley 81-yard run (Davis, T. kick)	7	58	3:07	TD	4
Barkley 3-yard run (Davis, T. kick)	8	83	2:35	TD	2	Allen, Mark 1-yard run (Davis, T. kick)	4	28	2:16	TD	4
Barkley 1-yard run (Davis, T. kick)	2	46	0:39	TD	3	Robinson 19-yard run (Davis, T. kick)					
Barkley 40-yard pass from McSorley (Davis, T. kick)	7	68	2:04	TD	4						
Barkley 1-yard run (Davis, T. kick)	4	-9	1:31	FG	4	IOWA (7)	6	52	2:17	TD	1
Davis, T. field goal (38 yards)	6	60	1:30	TD	4	Blacknall 19-yard pass from McSorley (Davis, T. kick)	6	80	3:07	TD	2
Barkley 2-yard run (Davis, T. kick)						Barkley 57-yard run (Davis, T. kick)	4	62	1:21	TD	2
						McSorley 1-yard run (Davis, T. kick)	10	63	4:13	FG	2
TEMPLE (6)	2	55	0:42	TD	1	Davis, T. field goal (30 yards)	11	31	4:20	FG	3
Godwin 52-yard pass from McSorley (Davis, T. kick)	13	69	5:57	TD	1	Davis, T. field goal (37 yards)	1	44	0:08	TD	4
Robinson 3-yard run (Davis, T. kick)	9	53	3:14	TD	2	Barkley 44-yard pass from McSorley (Davis, T. kick)	6	58	3:26	TD	4
McSorley 2-yard run (Davis, T. kick)	6	48	3:50	FG	3	Stevens 13-yard run (Davis, T. kick)					
Davis, T. field goal (40 yards)	7	71	4:05	FG	4						
Davis, T. field goal (30 yards)	2	75	0:50	TD	4	INDIANA (7)	7	60	3:32	TD	1
Barkley 55-yard run (Davis, T. kick)						McSorley 10-yard run (Davis, T. kick)	1	6	0:06	TD	2
						Godwin 6-yard pass from McSorley (Davis, T. kick)	7	70	2:04	TD	3
MICHIGAN (2)	8	71	2:01	FG	3	Godwin 21-yard pass from McSorley (Davis, T. kick)	5	74	2:06	TD	4
Davis, T. field goal (21 yards)	13	75	6:20	TD	4	Barkley 4-yard run (Davis, T. kick)	7	57	2:53	TD	4
Godwin 8-yard pass from McSorley (Davis, T. kick)						Barkley 2-yard run (Davis, T. kick)	4	0	1:42	FG	4
						Davis, T. field goal (39 yards)	0	0	0:00	TD	4
MINNESOTA (6)	7	73	3:49	FG	2	Brown 9-yard fumble recovery (Davis, T. kick)					
Davis, T. field goal (19 yards)	3	80	0:52	TD	3						
Charles 80-yard pass from McSorley (Davis, T. kick)	5	33	0:57	FG	3	RUTGERS (8)	11	46	4:14	FG	1
Davis, T. field goal (27 yards)	6	85	2:06	TD	4	Davis, T. field goal (32 yards)	11	64	2:27	FG	1
McSorley 6-yard run (Davis, T. kick)	8	53	0:52	FG	4	Davis, T. field goal (34 yards)	7	6	1:41	FG	2
Davis, T. field goal (40 yards)	1	25	----	TD	OT	Davis, T. field goal (40 yards)	3	10	1:20	TD	3
Barkley 25-yard run (Davis, T. kick)						Barkley 1-yard run (Davis, T. kick)	8	41	3:54	FG	3
						Davis, T. field goal (32 yards)	6	63	2:01	TD	3
MARYLAND (6)	7	84	2:27	TD	1	Robinson 2-yard run (Fessler, Billy pass failed)	12	95	5:54	TD	4
Gesicki 5-yard pass from McSorley (Davis, T. kick)	12	42	4:46	FG	2	Allen, Mark 27-yard pass from McSorley (Davis, T. kick)	4	74	2:03	TD	4
Davis, T. field goal (30 yards)	10	67	4:18	TD	2	Stevens 12-yard run (Davis, T. kick)					
McSorley 9-yard run (Davis, T. kick)	3	70	0:26	TD	2						
Barkley 45-yard run (Davis, T. kick)	2	70	0:42	TD	3	MICHIGAN STATE (7)	10	60	4:24	FG	2
Thompkins 70-yard pass from McSorley (Davis, T. kick)	5	51	2:25	TD	4	Davis, T. field goal (35 yards)	10	78	4:57	TD	2
Sanders 25-yard run (Davis, T. kick)						Barkley 1-yard run (Davis, T. kick)	5	52	2:11	TD	3
						Godwin 34-yard pass from McSorley (Davis, T. kick)	5	69	1:51	TD	3
OHIO STATE (4)	7	74	1:00	TD	2	Gesicki 45-yard pass from McSorley (Davis, T. kick)	2	62	0:49	TD	3
Godwin 20-yard pass from McSorley (Davis, T. kick)	5	90	1:20	FG	4	Godwin 59-yard pass from McSorley (Davis, T. kick)	4	42	1:49	TD	4
McSorley 2-yard run (Davis, T. kick)	6	12	2:09	FG	4	Robinson 14-yard run (Davis, T. kick)	4	83	0:46	TD	4
Davis, T. field goal (34 yards)	0	0	0:00	TD	4	Robinson 40-yard pass from McSorley (Davis, T. kick)					
Haley 60-yd blocked FG return (Davis, T. kick)											



LONG PLAY BREAKDOWN

BY YARDAGE

Yards	Type	Player(s)	Opponent
*81	Rush	Barkley, Saquon	Purdue
*80	Pass	Charles, Irvin from McSorley, Trace	Minnesota
*70	Pass	Thompkins, DeAndre from McSorley, Trace	Maryland
*60	FGR	Haley, Grant	Ohio State
59	PR	Reid, John	Pitt
*59	Pass	Godwin, Chris from McSorley, Trace	Michigan State
57	Rush	Sanders, Miles	Rutgers
*57	Rush	Barkley, Saquon	Iowa
*55	Rush	Barkley, Saquon	Temple
54	Pass	Hamilton, DaeSean from McSorley, Trace	Indiana
53	Pass	Gesicki, Mike from McSorley, Trace	Minnesota
53	Pass	Thompkins, DeAndre from McSorley, Trace	Minnesota
*52	Pass	Godwin, Chris from McSorley, Trace	Temple
52	Pass	Gesicki, Mike from McSorley, Trace	Temple
48	KR	Sanders, Miles	Iowa
45	Pass	Gesicki, Mike from McSorley, Trace	Indiana
*45	Rush	Barkley, Saquon	Maryland
*45	Pass	Gesicki, Mike from McSorley, Trace	Michigan State
45	Pass	Godwin, Chris from McSorley, Trace	Iowa
45	Rush	Stevens, Tommy	Temple
45	Pass	Hamilton, DaeSean from McSorley, Trace	Iowa
*44	Pass	Barkley, Saquon from McSorley, Trace	Iowa
43	Pass	Blacknall, Saeed from McSorley, Trace	Indiana
43	Pass	Thompkins, DeAndre from McSorley, Trace	Kent State
43	Pass	Gesicki, Mike from McSorley, Trace	Iowa
43	Pass	Johnson, Juwan from McSorley, Trace	Michigan State
42	Pass	Blacknall, Saeed from McSorley, Trace	Purdue
*42	Pass	Barkley, Saquon from McSorley, Trace	Pitt
*40	Pass	Robinson, Andre from McSorley, Trace	Michigan State
39	Pass	Thompkins, DeAndre from McSorley, Trace	Pitt
*38	Pass	Godwin, Chris from McSorley, Trace	Purdue
37	Pass	Barkley, Saquon from McSorley, Trace	Purdue
37	Rush	Barkley, Saquon	Ohio State
36	Pass	Godwin, Chris from McSorley, Trace	Minnesota
35	KR	Polk, Brandon	Temple
35	Pass	Blacknall, Saeed from McSorley, Trace	Ohio State
34	Pass	Hamilton, DaeSean from McSorley, Trace	Ohio State
34	Pass	Thompkins, DeAndre from McSorley, Trace	Ohio State
*34	Pass	Godwin, Chris from McSorley, Trace	Pitt
33	KR	Sanders, Miles	Michigan State
33	Rush	Barkley, Saquon	Michigan
32	Pass	Godwin, Chris from McSorley, Trace	Minnesota
32	Pass	Barkley, Saquon from McSorley, Trace	Indiana
31	Rush	Stevens, Tommy	Rutgers
31	KR	Sanders, Miles	Temple
31	KR	Sanders, Miles	Indiana
30	Pass	Barkley, Saquon from McSorley, Trace	Michigan
*30	Pass	Gesicki, Mike from McSorley, Trace	Kent State
30	KR	Scott, Nick	Kent State
*30	INT	Oruwariye, Amani	Kent State
29	KR	Scott, Nick	Pitt
29	Rush	Barkley, Saquon	Pitt
29	PR	Reid, John	Temple
28	Pass	Hamilton, DaeSean from McSorley, Trace	Rutgers
28	Rush	Barkley, Saquon	Kent State
27	KR	Sanders, Miles	Ohio State
27	KR	Sanders, Miles	Indiana
27	Rush	Barkley, Saquon	Ohio State
27	Pass	Johnson, Juwan from McSorley, Trace	Pitt
*27	Pass	Allen, Mark from McSorley, Trace	Rutgers
26	KR	Scott, Nick	Minnesota
26	Pass	Godwin, Chris from McSorley, Trace	Indiana
26	Pass	Gesicki, Mike from McSorley, Trace	Ohio State
26	Pass	Hamilton, DaeSean from McSorley, Trace	Indiana
26	Pass	Godwin, Chris from McSorley, Trace	Kent State
26	Pass	Gesicki, Mike from McSorley, Trace	Rutgers
26	Pass	McSorley, Trace	Minnesota
26	Rush	Sanders, Miles	Ohio State
26	KR	Sanders, Miles	Purdue
26	Pass	Charles, Irvin from Stevens, Tommy	Ohio State
*25	Rush	Barkley, Saquon	Minnesota
25	Pass	Thompkins, DeAndre from McSorley, Trace	Iowa
25	Rush	Barkley, Saquon	Maryland
25	KR	Sanders, Miles	Michigan
25	Rush	McSorley, Trace	Maryland
*25	Rush	Sanders, Miles	Maryland
25	Pass	Thompkins, DeAndre from McSorley, Trace	Michigan State
24	KR	Sanders, Miles	Michigan State
24	Pass	Hamilton, DaeSean from McSorley, Trace	Pitt
24	KR	Sanders, Miles	Michigan
24	Pass	Gesicki, Mike from McSorley, Trace	Pitt
24	KR	Sanders, Miles	Iowa
24	KR	Sanders, Miles	Purdue
24	Pass	Hamilton, DaeSean from McSorley, Trace	Pitt
24	Pass	Gesicki, Mike from McSorley, Trace	Pitt
24	KR	Sanders, Miles	Iowa
24	KR	Sanders, Miles	Michigan
23	Pass	Gesicki, Mike from McSorley, Trace	Purdue
23	Pass	Godwin, Chris from McSorley, Trace	Temple
23	KR	Sanders, Miles	Maryland
23	Rush	Barkley, Saquon	Minnesota
22	KR	Sanders, Miles	Michigan State
22	Rush	Sanders, Miles	Rutgers
22	INT	Smith, Brandon	Purdue
22	Rush	Barkley, Saquon	Purdue
22	Pass	Godwin, Chris from McSorley, Trace	Rutgers
22	KR	Scott, Nick	Kent State
21	Rush	Barkley, Saquon	Indiana
*21	Pass	Godwin, Chris from McSorley, Trace	Indiana
21	Pass	Hamilton, DaeSean from McSorley, Trace	Maryland
21	Pass	Gesicki, Mike from McSorley, Trace	Indiana
21	KR	Sanders, Miles	Ohio State
21	Pass	Blacknall, Saeed from McSorley, Trace	Kent State
*21	Pass	Sanders, Miles from McSorley, Trace	Purdue
21	Pass	Barkley, Saquon from McSorley, Trace	Purdue
21	PR	Reid, John	Kent State
20	Pass	Godwin, Chris from McSorley, Trace	Minnesota
20	Rush	Barkley, Saquon	Purdue
20	Pass	Godwin, Chris from McSorley, Trace	Michigan State
*20	Pass	Godwin, Chris from McSorley, Trace	Ohio State
20	Rush	Barkley, Saquon	Maryland

PENN STATE [106 PLAYS]

Play	#	Long	Play	Opponent
Passing:	57	80*	Charles, Irvin from McSorley, Trace	Minnesota
KR:	20	35	Polk, Brandon	Temple
Rushing:	23	81	Barkley, Saquon	Purdue
INT:	2	30*	Oruwariye, Amani	Kent State
PR:	3	59	Reid, John	Pitt
FR:	-	-	-	-
Other:	1	60*	Haley, Grant	Ohio State

Opp.	#	Long	Play	Type
KENT STATE	9	43	Thompkins, DeAndre from McSorley	Pass
at Pitt	10	59	Reid, John	PR
TEMPLE	8	55*	Barkley, Saquon	Rush
at Michigan	4	33	Barkley, Saquon	Rush
MINNESOTA	10	80*	Charles, Irvin from McSorley	Pass
MARYLAND	8	70*	Thompkins, DeAndre from McSorley	Pass
OHIO STATE	10	60*	Haley, Grant	FGR
at Purdue	12	81*	Barkley, Saquon	Rush
IOWA	8	57*	Barkley, Saquon	Rush
at Indiana	11	54	Hamilton, DaeSean from McSorley	Pass
at Rutgers	7	57	Sanders, Miles	Rush
MICHIGAN STATE	9	59*	Godwin, Chris from McSorley	Pass
vs. Wisconsin				

OPPONENTS [62 PLAYS]

Play	#	Long	Play	Opponent
Passing:	23	66*	Johnson, Ty from Hills, Perry	Maryland
Rushing:	21	74*	Samuel, Curtis	Ohio State
KR:	12	84	Henderson, Quadree	Pitt
FR:	1	20*	Refuge, Elcee	Kent State
INT:	2	34	Fant, Rashard	Indiana
PR:	2	53	Peppers, Jabrill	Michigan

Opp.	#	Long	Play	Type
Kent State	5	37	James, Raekwon from Mitchell, Mylik	Pass
at Pitt	9	84	Henderson, Quadree	KR
TEMPLE	1	67	DeLoatch, Romond	Pass
at Michigan	8	53	Peppers, Jabrill	KR
MINNESOTA	4	37*	Brooks, Shannon	Rush
MARYLAND	6	66*	Johnson, Ty from Hills, Perry	Pass
OHIO STATE	6	74*	Samuel, Curtis	Rush
at Purdue	5	62*	Yancey, DeAngelo from Blough, David	Pass
IOWA	5	36*	Smith, Jerminic from Beathard, C.J.	Pass
at Indiana	9	52	Patrick, Camion from Diamont, Zander	Pass
at Rutgers	1	51	Goodwin, Justin	KR
MICHIGAN STATE	3	39	Shelton, R.J. from Terry, Damion	Pass
vs. Wisconsin				

* - touchdown scored on play



LONG PLAY BREAKDOWN

Mark Allen

2016: 1 (1 receiving, 1 TD)
Career: 2 (1 Rushing, 1 Receiving, 1 TD)

2016 Long:

Rushing: --
 Receiving: 27 yds from McSorley at Rutgers, TD

Career Long:

Rushing: 28 yds vs. Indiana (2015)

Saquon Barkley

2016: 22 (16 rushing, 6 receiving, 5 TD)
Career: 37 (29 rushing, 9 receiving, 6 TD)

2016 Long:

Rushing: 81 yds at Purdue
 Reception: 44 yds from McSorley vs. Iowa, TD

Career Long:

Rushing: 81 yds at Purdue
 Reception: 44 yds from McSorley vs. Iowa

Brandon Bell

2016: -- (-)
Career: 1 (1 INT)

2016 Long:

None

Career Long:

Interception: 25 yds vs. Michigan (2015)

Irvin Charles

2016: 2 (2 receiving, 1 TD)
Career: 2 (2 receiving, 1 TD)

2016 Long:

Reception: 80 yds from McSorley vs. Minnesota

Career Long:

Reception: 80 yds from McSorley vs. Minnesota

Saeed Blacknall

2016: 4 (4 receiving)
Career: 10 (10 receiving, 2 TD)

2016 Long:

Reception: 43 yds from McSorley at Indiana

Career Long:

Reception: 59 yds from Hackenberg at Michigan St. (2015)

Mike Gesicki

2016: 11 (11 receiving, 1 TD)
Career: 14 (14 receiving, 3 TD)

2016 Long:

Reception: 53 yds from McSorley vs. Minnesota

Career Long:

Reception: 53 yds from McSorley vs. Minnesota

Chris Godwin

2016: 14 (14 receiving, 6 TD)
Career: 31 (31 receiving, 9 TD)

2016 Long:

Reception: 59 yds from McSorley vs. Michigan State, TD

Career Long:

Reception: 72 yds from Hackenberg vs. Boston College, TD (2014)

Amani Oruwariye

2016: 1 (1 INT)
Career: 1 (1 INT, 1 TD)

2016 Long:

INT: 30 yds vs. Kent State, TD

Career Long:

INT: 30 yds vs. Kent State, TD

Grant Haley

2016: 1 (1 FGR, 1 TD)
Career: 21 (1 INT, 19 KR, 1 FGR, 2 TD)

2016 Long:

FGR: 60 yds vs. Ohio State, TD

Career Long:

INT: 30 yds vs. Temple, TD (2014)
 KR: 44 yds vs. UCF (2014)

DaeSean Hamilton

2016: 7 (7 receiving)
Career: 22 (22 Receiving, 3 TD)

2016 Long:

Reception: 54 yds from McSorley at Indiana

Career Long:

Reception: 51 yds from Hackenberg vs. N'western (2014)

Juwan Johnson

2016: 2 (2 receiving)
Career: 2 (2 receiving)

2016 Long:

Reception: 43 yds from McSorley vs. Michigan State

Career Long:

Reception: 43 yds from McSorley vs. Michigan State

Trace McSorley

2016: 53 (51 passing, 2 rushing)
Career: 53 (51 passing, 2 rushing)

2016 Long:

Pass: 80 yds vs. Minnesota
 Rushing: 26 yds vs. Minnesota

Career Long:

Pass: 80 yds vs. Minnesota
 Rushing: 26 yds vs. Minnesota

Brandon Polk

2016: 1 (1 KR)
Career: 11 (1 Receiving, 4 Rushing, 6 KR, 1 TD)

2016 Long:

Reception: --
 Rushing: --
 KR: 35 yds vs. Temple

Career Long:

Reception: 39 yds from Hackenberg vs. Indiana, TD (2015)

Rushing: 33 yds at Temple (2015)

KR: 35 yds vs. Temple

John Reid

2016: 3 (3 PR)
Career: 4 (1 INT, 3 PR)

2016 Long:

PR: 59 yds at Pitt

Career Long:

INT: 44 yds vs. Rutgers (2015)

PR: 59 yds at Pitt

Andre Robinson

2016: 1 (1 Receiving, 1 TD)
Career: 1 (1 Receiving, 1 TD)

2016 Long:

Reception: 40 yds from McSorley vs. Michigan State

Career Long:

Reception: 40 yds from McSorley vs. Michigan State

Miles Sanders

2016: 18 (14 KR, 3 rushing, 1 receiving, 3 TD)
Career: 18 (14 KR, 3 rushing, 1 receiving, 3 TD)

2016 Long:

KR: 48 yds vs. Iowa
 Rushing: 57 yds at Rutgers
 Reception: 21 yds from McSorley at Purdue, TD

Career Long:

KR: 48 yds vs. Iowa
 Rushing: 57 yds at Rutgers
 Reception: 21 yds from McSorley at Purdue, TD

Nick Scott

2016: 2 (2 KR)
Career: 13 (1 passing, 1 receiving, 1 rushing, 10 KR)

2016 Long:

KR: 30 yds vs. Kent State

Career Long:

Passing: 32 yds to Godwin vs. San Diego State (2015)

Reception: 22 yds from Hackenberg vs. Army (2015)

Rushing: 35 yds vs. Indiana (2015)

KR: 58 yds vs. Buffalo (2015)

Garrett Sickels

2016: -- (-)
Career: 1 (1 FR)

2016 Long:

None

Career Long:

FR: 36 yds vs. Maryland

Brandon Smith

2016: 1 (1 INT)
Career: 1 (1 INT)

2016 Long:

INT: 22 yds at Purdue

Career Long:

INT: 22 yds at Purdue

Tommy Stevens

2016: 3 (1 passing, 2 rushing)
Career: 3 (1 passing, 2 rushing)

2016 Long:

Pass: 31 yds at Rutgers
 Rushing: 31 yds at Rutgers

Career Long:

Pass: 26 yds at Purdue
 Rushing: 45 yds vs. Iowa

DeAndre Thompkins

2016: 7 (7 receiving)
Career: 10 (8 receiving, 2 PR)

2016 Long:

Reception: 70 yds from McSorley vs. Maryland

Career Long:

Reception: 70 yds from McSorley vs. Maryland
 PR: 58 yds vs. Buffalo (2015)

Von Walker

2016: None
Career: 5 (4 KR, 1 PR)

2016 Long:

None

Career Long:

KR: 35 yds vs. Akron (2014)
 PR: 22 yds vs. Eastern Michigan (2013)



SEASON SUPERLATIVES

PENN STATE INDIVIDUAL

Rushes	33, Barkley, Saquon at Indiana (12/11/2)
Yards Rushing	207, Barkley, Saquon at Purdue (10/29)
TD Rushes	4, Barkley, Saquon at Pitt (9/10)
Long Rush	81, Barkley, Saquon at Purdue (10/29)
Pass Attempts	41, McSorley, Trace vs. Minnesota (10/1)
Pass Completions	24, McSorley, Trace at Pitt (9/10)
Yards Passing	376, McSorley, Trace vs. Michigan State (11/26)
TD Passes	4, McSorley, Trace vs. Michigan State (11/26)
Long Pass	80, McSorley, Trace vs. Minnesota (10/1)
Receptions	8, Hamilton, DaeSean at Pitt (9/10)
Yards Receiving	135, Godwin, Chris vs. Michigan State (11/26)
TD Receptions	3, Two Times Last: Godwin, Chris vs. Michigan State (11/26)
Long Reception	80, Charles, Irvin vs. Minnesota (10/1)
Field Goals	4, Davis, Tyler at Rutgers (11/19)
Long Field Goal	40, Three Times Last: Davis, Tyler at Rutgers (11/19))
Punts	7, Gillikin, Blake vs. Ohio State (10/22)
Punting Avg	47.7, Gillikin, Blake at Rutgers (11/19)
Long Punt	69, Gillikin, Blake at Pitt (9/10)
Punts Inside 20	3, Two Times Last: Gillikin, Blake vs. Ohio State (10/22)
Long Punt Return	59, Reid, John at Pitt (9/10)
Long Kickoff Return	48, Sanders, Miles vs. Iowa (11/5)
Tackles	22, Allen, Marcus vs. Minnesota (10/1)
Sacks	2.5, Sickels, Garrett vs. Ohio State (10/22)
Tackles For Loss	3.5, Sickels, Garrett vs. Ohio State (10/22)
Interceptions	1, Eight Times Last: Apke, Troy vs. Iowa (11/5)

PENN STATE TEAM

PENN STATE TEAM

	Highs	Lows
Rushes	62, vs. Maryland; 10/8	28, Two Times Last: vs. Minnesota; 10/1
Yards Rushing	372, vs. Maryland; 10/8	70, at Michigan; 9/24
Yards Per Rush	6.9, Two Times Last: at Rutgers; 11/19	1.7, at Indiana; 11/12
TD Rushes	5, at Purdue; 10/29	0, at Michigan; 9/24
Pass attempts	41, vs. Minnesota; 10/1	23, Two Times Last: at Purdue; 10/29
Pass completions	24, at Pitt; 9/10	8, vs. Ohio State; 10/22
Yards Passing	376, vs. Michigan St.; 11/26	121, at Michigan; 9/24
Yards Per Pass	16.3, vs. Michigan St.; 11/26	4.5, at Michigan; 9/24
TD Passes	4, vs. Michigan St.; 11/26	1, Six Times Last: last at Rutgers; 11/19
Total Plays	82, at Rutgers; 11/19	55, at Michigan; 9/24
Total Offense	599, vs. Iowa; 11/5	191, at Michigan; 9/24
Yards Per Play	8.6, vs. Iowa; 11/5	3.6, at Michigan; 9/24
Points	62, at Purdue; 10/29	10, at Michigan; 9/24
Sacks By	7, vs. Kent State; 9/3	0, Two Times Last: at Michigan; 9/24
First Downs	28, vs. Maryland; 10/8	12, at Michigan; 9/24
Penalties	11, at Purdue; 10/29	1, 2x last, vs. Mich. St.; 11/26
Penalty Yards	91, at Purdue; 10/29	5, vs. Ohio State; 10/22
Turnovers	4, at Pitt; 9/10	0, 4x last: vs. Mich. St.; 11/26
Interceptions By	2, Two Times Last: at Purdue; 10/29	1, Five Times Last: vs. Iowa; 11/5
Punts	7, vs. Ohio State; 10/22	2, vs. Iowa; 11/5
Punting Avg.	47.7, at Rutgers; 11/19	29.5, vs. Maryland; 10/8
Long Punt	69, at Pitt; 9/10	41, vs. Temple; 9/17
Punts Inside 20	3, Two Times Last: vs. Ohio State; 10/22	0, at Purdue; 10/29
Long Punt Return	59, at Pitt; 9/10	0, 2x last: vs. Iowa; 11/5

OPPONENT INDIVIDUAL

Rushes	23, Two Times, Last: Redding, Devine; Indiana (11/12)
Yards Rushing	117, Conner, James; Pitt (9/10)
TD Rushes	2, Four Times Last: Redding, Devine; Indiana (11/12)
Long Rush	74, Samuel, Curtis; Ohio State (10/22)
Pass Attempts	50, Blough, David; Purdue (10/29)
Pass Completions	34, Blough, David; Purdue (10/29)
Yards Passing	292, Lagow, Richard; Indiana (11/12)
TD Passes	3, Peterman, Nathan; Pitt (9/10)
Long Pass	67, Walker, Phillip; Temple (9/17)
Receptions	8, Three Times Last: Posey, Cameron; Purdue (10/29)
Yards Receiving	101, Smith, Brian; Minnesota (10/1)
TD Receptions	1, 10 Times Last: Westbrook, Nick and Jones, Ricky; Indiana (11/12)
Long Reception	67, Deloatch, Romond; Temple (9/17)
Field Goals	4, 2x last: Geiger, Michael; Michigan State (11/26)
Long Field Goal	47, Oakes, Griffin; Indiana (11/12)
Punts	11, Cintron, Michael; Rutgers (11/19)
Punting Avg	46.8, Schopper, Joe; Purdue (10/29)
Long Punt	61.0, Cintron, Michael; Rutgers (11/19)
Punts Inside 20	3, Three Times Last: Cintron, Michael; Rutgers (11/19)
Long Punt Return	53, Peppers, Jabrill; Michigan (9/24)
Long Kickoff Return	84, Henderson, Quadree; Pitt (9/10)
Tackles	17, Holley, Nate; Kent State (9/3)
Sacks	1.5, Two Times Last: Aniebonam, Jesse; Maryland (10/8)
Tackles For Loss	4.0, Scales, Tegray; Indiana (11/12)
Interceptions	1, Five Times, Last at Indiana (11/12)

OPPONENT TEAM

OPPONENT TEAM

	Highs	Lows
Rushes	56, Pitt; 9/10	26, Two Times Last: Iowa; 11/5
Yards Rushing	341, Pitt; 9/10	30, Iowa; 11/5
Yards Per Rush	6.7, Michigan; 9/24	1.2, Two Times Last: Rutgers; 11/19
TD Rushes	6, Michigan; 9/24	0, Four Times Last: Michigan State; 11/26
Pass attempts	50, Purdue; 10/29	15, Pitt; 9/10
Pass completions	34, Purdue; 10/29	7, Rutgers; 11/19
Yards Passing	292, Indiana; 11/12	48, Rutgers; 11/19
Yards Per Pass	9.2, Kent State; 9/3	3.0, Rutgers; 11/19
TD Passes	3, Pitt; 9/10	0, Four Times Last: Michigan State; 11/26
Total Plays	89, Minnesota; 10/1	50, Rutgers; 11/19
Total Offense	515, Michigan; 9/24	87, Rutgers; 11/19
Yards Per Play	6.1, Two Times Last: Michigan; 9/24	1.7, Rutgers; 11/19
Points	49, Michigan; 9/24	0, Rutgers; 11/19
Sacks By	6, Michigan; 9/24	0, Temple; 9/17
First Downs	31, Minnesota; 10/1	11, Maryland; 10/8
Penalties	13, Temple; 9/17	5, Rutgers; 11/19
Penalty Yards	118, Temple; 9/17	23, Michigan State; 11/26
Turnovers	5, Indiana; 11/12	0, Ohio State; 10/22
Interceptions By	2, Indiana; 11/12	0, Six Times Last: Rutgers; 11/19
Punts	11, Rutgers; 11/19	1, Michigan; 9/24
Punting Avg.	46.8, Purdue; 10/29	37.3, Rutgers; 11/19
Long Punt	61, Rutgers; 11/19	43, Temple; 9/17
Punts Inside 20	3, Three Times Last: Rutgers; 11/19	0, Three Times Last: Maryland; 10/8
Long Punt Return	53, Michigan; 9/24	0, Four Times Last: Iowa; 11/5



PARTICIPATION CHART

	GP/GS	KSU	at PITT	TEM	at MICH	MINN	UMD	OSU	at PUR	IOWA	at IND	at RU	MSU	WIS
Allen, Marcus	12/12	ST	ST	ST	ST	ST	ST	ST	ST	ST	ST	ST	ST	ST
Allen, Mark	11/-	P	P	P	P	P	P	...	P	P	P	P	P	P
Apke, Troy	12/1	P	P	P	P	ST	P	P	P	P	P	P	P	P
Barkley, Saquon	12/12	ST	ST	ST	ST	ST	ST	ST	ST	ST	ST	ST	ST	ST
Bates, Ryan	12/12	ST	ST	ST	ST	ST	ST	ST	ST	ST	ST	ST	ST	ST
Bell, Brandon	8/8	ST	ST	ST	ST	ST	ST	ST	ST	ST
Bentley, Gordon	7/-	P	...	P	P	...	P	P	...	P	P	P
Blacknall, S.	8/6	ST	P	P	ST	ST	ST	ST	ST	ST
Bowen, Manny	12/11	P	ST	ST	ST	ST	ST	ST	ST	ST	ST	ST	ST	ST
Brosnan, B.	2/-	P	P	P
Brown, Cam	11/2	...	P	P	P	ST	ST	P	P	P	P	P	P	P
Brown, Torrence	12/4	P	P	ST	ST	P	P	ST	ST	P	P	P	P	P
Buchholz, Ryan	11/-	P	P	P	P	P	P	P	P	P	P	...	P	P
Cabinda, Jason	7/7	ST	ST	ST	ST	ST	ST	ST	ST
Campbell, C.	11/3	P	P	ST	ST	ST	...	P	P	P	P	P	P	P
Castagna, Colin	5/-	P	...	P	...	P	P	P	P
Charles, Irvin	12/-	P	P	P	P	P	P	P	P	P	P	P	P	P
Chavis, Tyrell	12/-	P	P	P	P	P	P	P	P	P	P	P	P	P
Cooper, Jake	6/2	P	P	ST	ST	P	P	INJ	INJ	INJ	INJ	INJ
Cothran, Curtis	8/6	P	P	ST	ST	ST	ST	ST	ST	ST
Cothren, Parker	11/11	ST	ST	ST	ST	ST	ST	ST	...	ST	ST	ST	ST	ST
Davis, Desi	1/-	P
Davis, Tyler	12/12	P	P	P	P	P	P	P	P	P	P	P	P	P
DiLeo, Frank	1/-	P
Dowrey, Derek	12/6	ST	ST	ST	ST	P	P	P	P	P	P	P	ST	ST
Dumond, Joe	1/-	P
Farmer, Koa	12/1	P	P	P	P	P	ST	P	P	P	P	P	P	P
Fessler, Billy	4/-	P	...	P	P	P	P
Gaia, Brian	12/12	ST	ST	ST	ST	ST	ST	ST	ST	ST	ST	ST	ST	ST
Garrity, Gregg	7/-	P	P	P	P	P	P	P	P
Gesicki, Mike	12/12	ST	ST	ST	ST	ST	ST	ST	ST	ST	ST	ST	ST	ST
Gillikin, Blake	12/-	P	P	P	P	P	P	P	P	P	P	P	P	P
Givens, Kevin	12/6	ST	ST	ST	ST	ST	ST	P	P	P	P	P	P	P
Godwin, Chris	12/12	ST	ST	ST	ST	ST	ST	ST	ST	ST	ST	ST	ST	ST
Golden, Malik	11/11	ST	ST	ST	ST	...	ST	ST	ST	ST	ST	ST	ST	ST
Gonzalez, S.	9/1	P	P	P	P	P	P	P	ST	P	P
Gulla, Chris	9/-	P	P	P	P	P	P	P	P	P
Haley, Grant	10/9	ST	ST	P	ST	ST	ST	ST	ST	ST	ST	ST
Hamilton, D.	12/11	ST	ST	ST	ST	ST	ST	ST	P	ST	ST	ST	ST	ST
Hodgens, Cody	1/-	P
Holland, J.	11/-	P	P	P	P	P	P	...	P	P	P	P	P	P
lyke, Immanuel	1/-	P
Jenkins, S.	11/-	P	P	P	P	P	P	P	...	P	P	P	P	P
Johnson, Jan	1/-	P	INJ	INJ	INJ	INJ	INJ	INJ	INJ	INJ	INJ
Johnson, Juwan	12/1	P	P	P	P	P	P	P	ST	P	P	P	P	P
Julius, Joey	12/-	P	P	P	P	P	P	P	P	P	P	P	P	P
Laurent, Wendy	10/-	P	P	P	P	P	P	...	P	P	...	P	P	P
Mahon, Brendan	9/9	ST	ST	ST	ST	ST	ST	ST	ST	ST
McGovern, C.	11/7	P	P	P	P	ST	ST	ST	ST	ST	ST	...	ST	ST
McPhearson, J.	5/-	P	...	P	P	...	P	P	P
McSorley, Trace	12/12	ST	ST	ST	ST	ST	ST	ST	ST	ST	ST	ST	ST	ST
Miller, Jarvis	12/-	P	P	P	P	P	P	P	P	P	P	P	P	P
Miller, Shareef	12/-	P	P	P	P	P	P	P	P	P	P	P	P	P
Monk, Ryan	5/-	P	P
Monroe, Ayron	8/-	P	P	P	P	P	P	P	P	P
Nelson, Andrew	6/6	ST	ST	ST	ST	ST	ST	INJ	INJ	INJ	INJ	INJ	INJ	INJ
Oruwareye, A.	9/-	P	P	P	P	P	P	P	P	P	P
Palmer, Paris	9/4	P	...	P	P	P	P	ST	ST	ST	ST	INJ	INJ	INJ
Pancoast, Tom	12/-	P	P	P	P	P	P	P	P	P	P	P	P	P
Pasquariello, D	1/-	P
Paye, Irvine	1/-	P
Polk, Brandon	3/-	P	P	P
Reid, John	12/12	ST	ST	ST	ST	ST	ST	ST	ST	ST	ST	ST	ST	ST
Robinson, Andre	10/-	P	P	P	P	P	P	P	P	P	P
Sanders, Miles	11/-	P	P	P	P	...	P	P	P	P	P	P	P	P
Schwan, Evan	11/10	ST	ST	...	P	ST	ST	ST	ST	ST	ST	ST	ST	ST
Scott, Nick	11/-	P	P	P	P	P	P	P	P	P	P	P
Shoop, Tyler	1/-	P
Sickels, G.	12/10	ST	ST	ST	ST	ST	ST	P	P	ST	ST	ST	ST	ST
Simpson, Zach	10/-	P	P	...	P	...	P	P	P	P	P	P
Smith, Brandon	12/2	P	P	P	ST	ST	P	P	P	P	P	P	P	P
Smith, Jordan	11/-	P	...	P	P	P	P	P	P	P	P	P	P	P
Stevens, Tommy	7/-	P	P	...	P	P	P	P	P	P
Taylor, Garrett	10/-	P	P	P	P	P	P	P	P	P	P
Thomas, J.	4/-	P	...	P	...	P	P
Thompkins, D.	11/6	P	ST	ST	ST	ST	ST	ST	...	P	P	P	P	P
Walker, Von	11/-	P	P	P	P	P	P	P	P	P	P	P	P	INJ
Wartman-White,N.	3/3	ST	ST	ST	INJ	INJ	INJ	INJ	INJ	INJ	INJ	INJ	INJ	INJ
White, Antoine	12/-	P	P	P	P	P	P	P	P	P	P	P	P	P
Windsor, Robert	12/1	P	P	P	P	P	P	P	ST	P	P	P	P	P
Wright, Chasz	12/3	P	P	P	P	P	P	P	P	P	ST	ST	ST	ST
Yazujian, Tyler	12/-	P	P	P	P	P	P	P	P	P	P	P	P	P

KEY: ST - Start | P - Participated | (-) - Non-Participant | INJ - Injured



@PennStateFBall



PSUFBall

2016

PSUnvaled.com

GoPSUsports.com

OVERALL TEAM STATISTICS

Team Statistics	PSU	OPP
SCORING	439	273
Points Per Game	36.6	22.8
Points Off Turnovers	76	52
FIRST DOWNS	241	219
Rushing	111	92
Passing	106	108
Penalty	24	19
RUSHING YARDAGE	2144	1755
Yards gained rushing	2579	2204
Yards lost rushing	435	449
Rushing Attempts	478	468
Average Per Rush	4.5	3.8
Average Per Game	178.7	146.2
TDs Rushing	30	18
PASSING YARDAGE	3012	2406
Comp-Att-Int	186-331-5	243-397-9
Average Per Pass	9.1	6.1
Average Per Catch	16.2	9.9
Average Per Game	251.0	200.5
TDs Passing	21	13
TOTAL OFFENSE	5156	4161
Total Plays	809	865
Average Per Play	6.4	4.8
Average Per Game	429.7	346.8
KICK RETURNS: #-Yards	40-771	41-765
PUNT RETURNS: #-Yards	28-171	17-127
INT RETURNS: #-Yards	9-102	5-89
KICK RETURN AVERAGE	19.3	18.7
PUNT RETURN AVERAGE	6.1	7.5
INT RETURN AVERAGE	11.3	17.8
FUMBLES-LOST	19-10	20-11
PENALTIES-Yards	60-532	87-759
Average Per Game	44.3	63.2
PUNTS-Yards	57-2334	72-2899
Average Per Punt	40.9	40.3
Net punt average	37.0	36.5
KICKOFFS-Yards	86-5325	59-3423
Average Per Kick	61.9	58.0
Net kick average	41.1	39.0
TIME OF POSSESSION/Game	28:13	31:47
3RD-DOWN Conversions	49/152	71/192
3rd-Down Pct	32%	37%
4TH-DOWN Conversions	10/17	8/20
4th-Down Pct	59%	40%
SACKS BY-Yards	37-255	22-151
MISC YARDS	72	-2
TOUCHDOWNS SCORED	54	32
FIELD GOALS-ATTEMPTS	21-23	16-21
ON-SIDE KICKS	0-0	0-0
RED-ZONE SCORES	(52-61) 85%	(35-40) 88%
RED-ZONE TOUCHDOWNS	(32-61) 52%	(23-40) 57%
PAT-ATTEMPTS	(50-50) 100%	(31-32) 97%
ATTENDANCE	701800	305503
Games/Avg Per Game	7/100257	5/61101
Neutral Site Games		0/0

Score by Quarters	1st	2nd	3rd	4th	OT	Total
Penn State	61	98	118	156	6	439
Opponents	61	107	47	55	3	273



OVERALL INDIVIDUAL STATISTICS

Rushing	gp-gs	att	gain	loss	net	avg	td	lg	avg/g
Barkley, Saquon	12-12	228	1342	123	1219	5.3	15	81	101.6
McSorley, Trace	12-12	134	556	184	372	2.8	6	26	31.0
Stevens, Tommy	7-0	21	200	2	198	9.4	2	45	28.3
Sanders, Miles	11-0	25	211	27	184	7.4	1	57	16.7
Robinson, Andre	10-0	25	132	2	130	5.2	5	19	13.0
Allen, Mark	11-0	28	118	3	115	4.1	1	17	10.5
Godwin, Chris	12-12	1	13	0	13	13.0	0	13	1.1
Paye, Irvine	1-0	1	7	0	7	7.0	0	7	7.0
Hamilton, DaeSean	12-11	1	0	12	-12	-12.0	0	0	-1.0
TEAM	8-0	14	0	82	-82	-5.9	0	0	-10.2
Total	12	478	2579	435	2144	4.5	30	81	178.7
Opponents	12	468	2204	449	1755	3.8	18	74	146.2

Passing	gp-gs	effic	comp-att-int	pct	yds	td	lg	avg/g
McSorley, Trace	12-12	150.85	184-327-5	56.3	2976	21	80	248.0
Stevens, Tommy	7-0	167.47	2-3-0	66.7	36	0	26	5.1
TEAM	8-0	0.00	0-1-0	0.0	0	0	0	0.0
Total	12	150.55	186-331-5	56.2	3012	21	80	251.0
Opponents	12	118.39	243-397-9	61.2	2406	13	67	200.5

Receiving	gp-gs	no.	yds	avg	td	lg	avg/g
Godwin, Chris	12-12	47	762	16.2	9	59	63.5
Gesicki, Mike	12-12	44	610	13.9	3	53	50.8
Hamilton, DaeSean	12-11	26	388	14.9	1	54	32.3
Thompkins, DeAndre	11-6	25	431	17.2	1	70	39.2
Barkley, Saquon	12-12	21	327	15.6	2	44	27.2
Blacknall, Saeed	8-6	9	192	21.3	1	43	24.0
Allen, Mark	11-0	3	32	10.7	1	27	2.9
Charles, Irvin	12-0	2	106	53.0	1	80	8.8
Johnson, Juwan	12-1	2	70	35.0	0	43	5.8
Robinson, Andre	10-0	2	42	21.0	1	40	4.2
Sanders, Miles	11-0	2	24	12.0	1	21	2.2
Polk, Brandon	3-0	2	18	9.0	0	14	6.0
Paye, Irvine	1-0	1	10	10.0	0	10	10.0
Total	12	186	3012	16.2	21	80	251.0
Opponents	12	243	2406	9.9	13	67	200.5

Punt Returns	no.	yds	avg	td	lg
Reid, John	21	161	7.7	0	59
Garrity, Gregg	3	14	4.7	0	7
Brown, Cam	1	0	0.0	0	0
Thompkins, DeAndre	1	2	2.0	0	2
Oruwariye, Amani	1	-26	-26.0	0	0
Johnson, Juwan	1	20	20.0	0	0
Total	28	171	6.1	0	59
Opponents	17	127	7.5	0	53

Interceptions	no.	yds	avg	td	lg
Smith, Brandon	2	22	11.0	0	22
Bell, Brandon	1	0	0.0	0	0
Campbell, Christian	1	18	18.0	0	18
Golden, Malik	1	8	8.0	0	8
Smith, Jordan	1	0	0.0	0	0
Apke, Troy	1	10	10.0	0	10
Reid, John	1	14	14.0	0	14
Oruwariye, Amani	1	30	30.0	1	30
Total	9	102	11.3	1	30
Opponents	5	89	17.8	0	34

Kick Returns	no.	yds	avg	td	lg
Sanders, Miles	26	551	21.2	0	48
Scott, Nick	6	138	23.0	0	30
Polk, Brandon	1	35	35.0	0	35
Thompkins, DeAndre	1	5	5.0	0	5
Farmer, Koa	1	3	3.0	0	0
Charles, Irvin	1	11	11.0	0	11
Buchholz, Ryan	1	0	0.0	0	0
Pancoast, Tom	1	11	11.0	0	11
Barkley, Saquon	1	17	17.0	0	17
Hamilton, DaeSean	1	0	0.0	0	0
Total	40	771	19.3	0	48
Opponents	41	765	18.7	0	84

Fumble Returns	no.	yds	avg	td	lg
Allen, Marcus	1	6	6.0	0	6
Reid, John	1	4	4.0	0	4
Brown, Torrence	1	9	9.0	1	9
Haley, Grant	0	0	0.0	1	0
Total	3	19	6.3	2	9
Opponents	3	38	12.7	1	20

OVERALL INDIVIDUAL STATISTICS

Scoring	td	fg	PAT			dcp	saf	pts
			kick	rush	rcv pass			
Davis, Tyler	-	21-23	50-50	-	-	-	-	113
Barkley, Saquon	17	-	-	-	-	-	-	102
Godwin, Chris	9	-	-	-	-	-	-	54
McSorley, Trace	6	-	-	0-1	-	1-1	-	36
Robinson, Andre	6	-	-	-	-	-	-	36
Gesicki, Mike	3	-	-	-	-	-	-	18
Stevens, Tommy	2	-	-	-	-	-	-	12
Allen, Mark	2	-	-	-	-	-	-	12
Sanders, Miles	2	-	-	-	-	-	-	12
Hamilton, DaeSean	1	-	-	-	1	-	-	8
Charles, Irvin	1	-	-	-	-	-	-	6
Haley, Grant	1	-	-	-	-	-	-	6
Brown, Torrence	1	-	-	-	-	-	-	6
Thompkins, DeAndre	1	-	-	-	-	-	-	6
Blacknall, Saeed	1	-	-	-	-	-	-	6
Oruwariye, Amani	1	-	-	-	-	-	-	6
Fessler, Billy	-	-	-	-	-	0-1	-	0
Total	54	21-23	50-50	0-1	1	1-2	-	439
Opponents	32	16-21	31-32	-	-	-	-	273

Total Offense	g	plays	rush	pass	total	avg/g
McSorley, Trace	12	461	372	2976	3348	279.0
Barkley, Saquon	12	228	1219	0	1219	101.6
Stevens, Tommy	7	24	198	36	234	33.4
Sanders, Miles	11	25	184	0	184	16.7
Robinson, Andre	10	25	130	0	130	13.0
Allen, Mark	11	28	115	0	115	10.5
Godwin, Chris	12	1	13	0	13	1.1
Paye, Irvine	1	1	7	0	7	7.0
Hamilton, DaeSean	12	1	-12	0	-12	-1.0
TEAM	8	15	-82	0	-82	-10.2
Total	12	809	2144	3012	5156	429.7
Opponents	12	865	1755	2406	4161	346.8

Field Goals	fg	pct.	01-19	20-29	30-39	40-49	50-99	lg	blk
Davis, Tyler	21-23	91.3	1-1	5-5	12-14	3-3	0-0	40	2

Punting	no.	yds	avg	lg	tb	fc	i20	50+	blk
Gillikin, Blake	54	2259	41.8	69	5	17	20	9	0
Pasquariello, Daniel	2	75	37.5	38	0	1	2	0	0
TEAM	1	0	0.0	0	0	0	0	0	1
Total	57	2334	40.9	69	5	18	22	9	1
Opponents	72	2899	40.3	61	5	25	14	7	2

FG Sequence	Penn State	Opponents
Kent State	(29),(28)	(26),(43),54
Pitt	(38)	50
Temple	(40),(30)	(45),(34)
Michigan	(21)	-
Minnesota	(19),(27),(40)	(37),(35),(37),(46)
Maryland	(30)	-
Ohio State	39,(34)	(33),(30),45
Purdue	(33),(29)	(42),39
Iowa	30,(30),(37)	-
Indiana	(39)	(47)
Rutgers	(32),(34),(40),(32)	45
Michigan State	(35)	(28),(36),(33),(21)

Kickoffs	no.	yds	avg	tb	ob	retn	net	ydln
Julius, Joey	86	5325	61.9	41	4			
Total	86	5325	61.9	41	4	18.7	41.1	23
Opponents	59	3423	58.0	14	3	19.3	39.0	25

Numbers in (parentheses) indicate field goal was made.

All Purpose	g	rush	rcv	pr	kr	ir	total	avg/g
Barkley, Saquon	12	1219	327	0	17	0	1563	130.2
Godwin, Chris	12	13	762	0	0	0	775	64.6
Sanders, Miles	11	184	24	0	551	0	759	69.0
Gesicki, Mike	12	0	610	0	0	0	610	50.8
Thompkins, DeA	11	0	431	2	5	0	438	39.8
Hamilton, DaeS	12	-12	388	0	0	0	376	31.3
McSorley, Trace	12	372	0	0	0	0	372	31.0
Stevens, Tommy	7	198	0	0	0	0	198	28.3
Blacknall, Saeed	8	0	192	0	0	0	192	24.0
Reid, John	12	0	0	161	0	14	175	14.6
Robinson, Andre	10	130	42	0	0	0	172	17.2
Allen, Mark	11	115	32	0	0	0	147	13.4
Scott, Nick	11	0	0	0	138	0	138	12.5
Charles, Irvin	12	0	106	0	11	0	117	9.8
Johnson, Juwan	12	0	70	20	0	0	90	7.5
Polk, Brandon	3	0	18	0	35	0	53	17.7
Smith, Brandon	12	0	0	0	0	22	22	1.8
Campbell, Christ	11	0	0	0	0	18	18	1.6
Paye, Irvine	1	7	10	0	0	0	17	17.0
Garrity, Gregg	6	0	0	14	0	0	14	2.3
Pancoast, Tom	12	0	0	0	11	0	11	0.9
Apke, Troy	12	0	0	0	0	10	10	0.8
Golden, Malik	11	0	0	0	0	8	8	0.7
Oruwariye, Ama	9	0	0	-26	0	30	4	0.4
Farmer, Koa	12	0	0	0	3	0	3	0.2
TEAM	8	-82	0	0	0	0	-82	-10.2
Total	12	2144	3012	171	771	102	6200	516.7
Opponents	12	1755	2406	127	765	89	5142	428.5

OVERALL DEFENSIVE STATISTICS

##	Defensive Leaders	gp-gs	Tackles				tfl/yds	Sacks no-yds	Pass defense			Fumbles		blkd	
			ua	a	tot				int-yds	brup	qbh	rcv-yds	ff	kick	saf
2	Allen, Marcus	12-12	46	44	90	6.0-15	.	.	3	.	.	2-6	1	1	.
11	Bell, Brandon	8-8	30	44	74	6.5-31	3.0-25	1-0	2	1	.	.	2	.	.
43	Bowen, Manny	12-11	32	30	62	8.0-29	2.0-16	.	2	3
40	Cabinda, Jason	7-7	26	36	62	4.0-20	1.0-13	.	3	1
6	Golden, Malik	11-11	37	25	62	4.5-12	.	1-8	3	.	1-0	1	.	.	.
47	Smith, Brandon	12-2	21	33	54	4.0-7	0.5-2	2-22	3
90	Sickels, Garrett	12-10	20	23	43	12.5-59	6.0-42	.	.	3
29	Reid, John	12-12	21	13	34	4.0-16	0.5-3	1-14	7	.	1-4
31	Brown, Cam	11-2	13	16	29	1.5-2	0.5-1	1	.
19	Brown, Torrence	12-4	13	15	28	6.0-18	0.5-4	.	.	.	2-9	2	.	.	.
28	Apke, Troy	12-1	11	17	28	.	.	1-10	.	.	1-0
15	Haley, Grant	10-9	14	13	27	1.5-4	.	.	2
7	Farmer, Koa	12-1	11	15	26	3.5-12	2.0-9	.	1	1	.	.	1	.	.
94	Schwan, Evan	11-10	12	13	25	7.5-46	6.0-43	.	2	2	.	.	1	.	.
1	Campbell, Christian	11-3	13	10	23	1.0-4	.	1-18	5	.	1-0
48	Miller, Shareef	12-0	13	9	22	5.5-27	2.0-18	.	.	1	.	.	1	.	.
21	Oruwaraye, Amani	9-0	13	9	22	.	.	1-30	1
30	Givens, Kevin	12-6	9	13	22	7.0-33	4.5-28	.	1	.	2-0
54	Windsor, Robert	12-1	9	13	22	1.5-6	1.0-6	.	.	1
41	Cothren, Parker	11-11	8	14	22	5.5-13	2.0-6
97	Buchholz, Ryan	11-0	10	6	16	4.5-26	3.0-20	.	.	1
93	White, Antoine	12-0	6	10	16	1.5-10	1.5-10	.	.	1
33	Cooper, Jake	6-2	4	11	15	1
5W	Wartman-White, Nyeem	3-3	8	6	14	3.5-8	0.5-4	.	2
52	Cothran, Curtis	8-6	4	9	13	1.5-8	0.5-5
1S	Smith, Jordan	11-0	7	6	13	1.0-5	.	1-0	3	.	1-0
56	Chavis, Tyrell	12-0	1	10	11	1.0-2
23	Monroe, Ayrton	8-0	3	6	9	.	.	.	1
25	Walker, Von	11-0	6	1	7
84	Johnson, Juwan	12-1	4	2	6	1	.
4	Scott, Nick	11-0	2	4	6	.	.	.	1
1C	Charles, Irvin	12-0	5	.	5
9M	Miller, Jarvis	12-0	2	2	4
9J	Julius, Joey	12-0	2	1	3
17	Taylor, Garrett	10-0	1	1	2	.	.	.	1
36	Johnson, Jan	1-0	1	1	2
46	Castagna, Colin	5-0	1	1	2	1.0-2
3	Thompkins, DeAndre	11-6	2	.	2
53	Dowrey, Derek	12-6	1	1	2
39	McPhearson, Josh	5-0	.	1	1
81	Bentley, Gordon	7-0	1	.	1
5B	Bates, Ryan	12-12	1	.	1
5	Hamilton, DaeSean	12-11	1	.	1
Total		12	445	484	929	104-415	37-255	9-102	43	16	11-19	9	3		
Opponents		12	458	322	780	81-347	22-151	5-89	37	19	10-38	9	3	1	