



BUCKNELL

2019-20 BISON BASKETBALL GAME NOTES

#rayBucknell
#TheBisonWay

GAME 5: BUCKNELL (2-2) AT PENN STATE (3-0)
TUESDAY, NOVEMBER 19 | UNIVERSITY PARK, PA. | BRYCE JORDAN CENTER (15,261)

SCHEDULE/RESULTS

N5	at Fairfield (ESPN3)	68-64 W
N10	VERMONT (WQMY/PLN)	66-63 L
N13	HOFSTRA (PLN)	86-71 W
N16	at Canisius (ESPN3)	83-81 L
N19	at Penn State (BTN)	6:30 p.m.
N23	at Syracuse (ACCN)	12 p.m.
N25	vs. Seattle^ (ESPN)	2 p.m.
N26	vs. Yale or Western Michigan^ (ESPN)	TBA
N30	PRINCETON (PLN)	2 p.m.
D3	at Rider (ESPN+)	7 p.m.
D7	ALBANY (PLN)	7 p.m.
D21	at Siena (ESPN+)	6 p.m.
D28	vs. La Salle (The Palestra) (ESPN+)	2 p.m.
J2	ARMY WEST POINT* (PLN)	7 p.m.
J5	at Lafayette* (PLN)	2 p.m.
J8	NAVY* (PLN)	7 p.m.
J11	HOLY CROSS* (PLN)	2 p.m.
J15	at American* (PLN)	7 p.m.
J18	LEHIGH* (WQMY/PLN)	7 p.m.
J20	at Colgate* (CBS SN)	7 p.m.
J25	LOYOLA* (Stadium/PLN)	7 p.m.
J29	at Army West Point* (PLN)	11 a.m.
F1	BOSTON UNIVERSITY* (WQMY/PLN)	2 p.m.
F3	LAFAYETTE* (CBS SN)	7 p.m.
F8	at Loyola* (PLN)	5 p.m.
F12	at Navy* (PLN)	7 p.m.
F15	AMERICAN* (Stadium)	2 p.m.
F17	at Holy Cross* (CBS SN)	7 p.m.
F23	at Lehigh* (PLN)	12 p.m.
F26	COLGATE* (PLN)	7 p.m.
F29	at Boston University* (PLN)	12 p.m.
M3	PL Tournament First Round+ (PLN)	TBA
M5	PL Tournament Quarterfinals+ (PLN)	TBA
M8	PL Tournament Semifinals+ (CBS SN)	12/2 p.m.
M11	PL Championship Game+ (CBS SN)	7:30 p.m.

* Patriot League game

^ NIT Season Tip-Off (Orlando, Fla.)

+ PL Tournament games at home of higher seed

BUCKNELL ATHLETIC COMMUNICATIONS

Director of Athletic Comm.: Jon Terry

Office: (570) 577-3121

Cell: (570) 850-9603

E-Mail: terry@bucknell.edu

Web Site: BucknellBison.com

Twitter: @Bucknell_Bison, @Bucknell_MBB

Instagram: @BucknellBison

Facebook: Bucknell Athletics

Associate SID: Jen Dobias

Assistant SIDs: Ben Blumenthal, Cole Cloonan

GAME INFORMATION

Tip..... 6:30 p.m.
TV Big Ten Network
Play-by-Play..... Jason Horowitz
Analyst Christy Winters-Scott
Radio Eagle 107 (WEGH 107.3 FM)
Play-by-Play..... Doug Birdsong
Analyst Pat Flannery
Internet Audio BucknellBison.com
Live Stats..... GoPSUSports.com
Series..... Penn State leads, 78-25
First Game 3/5/1896 (B, 24-4)
Last Bucknell Win 11/13/2013 (90-80)
Last PSU Win 11/28/2015 (62-58)
Current Streak Penn State 2

BUCKNELL BISON
Record 2-2
Patriot League 0-0
KenPom Ranking..... 140
2018-19 21-12 (15-3 PL)
Head Coach Nathan Davis
At Bucknell..... 91-47 (5th)
Overall..... 232-86 (11th)
Location Lewisburg, Pa.
Enrollment..... 3,600
Colors Orange & Blue
President Dr. John C. Brawman
AD..... Jermaine Truax
Web Site BucknellBison.com

PENN STATE NITTANY LIONS
Record 3-0
Big Ten 0-0
KenPom Ranking..... 33
2018-19 14-18 (7-13 Big Ten)
Head Coach Patrick Chambers
At PSU 130-139 (9th)
Overall..... 172-167 (11th)
Location University Park, Pa.
Enrollment..... 46,270
Colors Blue & White
President Eric J. Barron
AD..... Sandy Barbour
Web Site GoPSUSports.com

BUCKNELL PROBABLE STARTERS

4 JIMMY SOTOS

6-3 • 195 • Jr. • Elk Grove Village, Ill.

PTS	REB	AST	MIN
12.5	4.3	3.3	32.9

G



NOTES: Junior in his second year as Bucknell's starting point guard ... had one of the top assist seasons in team history a year ago ... led the PL and ranked 18th nationally with 6.1 apg ... 2nd Bison to lead the PL in assists ... 189 ast. were 3rd-most in team history ... career-high 24 pts. in win over Hofstra last week.

10 ANDREW FUNK

6-5 • 187 • So. • Warrington, Pa.

PTS	REB	AST	MIN
10.3	4.5	2.0	32.0

G



NOTES: Has taken over as starting shooting guard after playing in every game off the bench as a freshman last year ... high of 21 pts. against Lafayette last season ... made 5 3FGs in a game twice ... played 35 min. on opening night at Fairfield and hit 2 game-clinching FTs with 0:03 left ... 15 pts., 7 reb. last time out at Canisius.

11 AVI TOOMER

6-3 • 190 • Sr. • Atlanta, Ga.

PTS	REB	AST	MIN
20.0	5.0	3.0	22.0

F



NOTES: Senior made his season debut at Canisius after missing the first three games due to injury ... scored career-high 20 pts. in that game ... has played in 87 career games with 65 starts ... career-high 8.7 ppg last season, when he shot 44.0 FG%, 35.3 3FG% ... 2nd on team with 48 3FGs and team leader with 41 stl. last year.

13 BRUCE MOORE

6-8 • 208 • Sr. • Randallstown, Md.

PTS	REB	AST	MIN
10.5	2.8	1.0	23.7

F




NOTES: Senior who will play in team-high 103rd career game ... versatile 4 man who was a Patriot League All-Defensive Team selection last year ... shot 47.1 FG% last year and had 16 double-digit scoring games, with a high of 19 pts. at Lehigh ... 4 career double-doubles ... scored 15 pts. on opening night at Fairfield, then had 16 vs. Vermont.

0 PAUL NEWMAN

6-9 • 245 • Jr. • Philadelphia, Pa.

PTS	REB	BLK	MIN
4.8	8.5	0.5	16.9

C



NOTES: Has taken over as starting center after backing up All-PL big men Nana Foulland and Nate Sestina over the last 2 seasons ... played in every game as the No. 2 center last season ... ranked 4th in the PL in blks., even though he played just 12.8 mpg ... career-high 14 reb. last week vs. Hofstra ... leads PL in reb.

BUCKNELL RESERVES

No.	Name	Cl.	Pos.	Ht.	Wt.	PPG	RPG	Notable
2	Walter Ellis	So.	G	6-5	190	8.0	2.0	10-16 3FG on year (4-5 vs. Hofstra)
3	Malachi Rhodes	Fr.	F	6-8	225	0.7	0.3	Promising rookie is strong rebounder
5	Jordan Sechan	Jr.	G	6-0	180	—	—	Walk-on point guard
12	John Meeks	Jr.	F	6-6	230	15.3	5.8	Career-high 19 pts. in 26 min. at Fairfield
14	Ben Robertson	Sr.	F	6-5	203	0.8	2.0	Started first 3G in place of Toomer
21	Xander Rice	Fr.	G	6-3	179	0.5	0.8	Has 10 ast. in 45 min. of action
23	Kahliel Spear	So.	F	6-7	207	6.5	3.5	Team-high 6 blk.
32	Jake van der Heijden	Fr.	F	6-8	212	0.0	0.0	Athletic rookie with good shooting range
40	Alex Timmerman	Fr.	C	6-9	294	—	—	Big rookie center provides depth up front

HEAD COACH NATHAN DAVIS

Nathan Davis returned to Bucknell in April 2015 to become the 21st head coach of the Bison men's basketball program, and his impact has been immediate. The Bison have captured Patriot League regular-season titles in each of his first four seasons as head coach, and in 2017 and 2018 they captured PL Tournament crowns and NCAA bids.



Davis was a familiar face to Bucknell fans when he returned to Lewisburg, as he spent five years (2003-08) as the top assistant coach under Pat Flannery and was on the bench for the team's historic NCAA victories in 2005 and 2006.

In his very first season as head coach in 2015-16, he guided the team to a 14-4 Patriot League record (17-14 overall). The Bison had to win their final four games of the regular season to hold off Lehigh by one game for the regular-season title.

Davis was named Patriot League Coach of the Year and was picked as a finalist for the Joe B. Hall Award, presented to the nation's top first-year coach. His 17 wins were the most ever for a Bucknell coach in his initial season, and he led the team to its third National Invitation Tournament (NIT) appearance.

In year two, Davis repeated as PL Coach of the Year after leading the Bison to yet another regular-season title. This time the team added the Patriot League Tournament title as well, using a big second half to run away from Lehigh 81-65 in front of a standing-room-only crowd at Sojka Pavilion. The Bison made their seventh NCAA Tournament appearance, dropping a hard-fought 86-80 decision to West Virginia.

Davis became the fourth coach to win Patriot League Coach of the Year honors in back-to-back seasons, joining Bucknell's Dave Paulsen (2011, 2012), Lehigh's Billy Taylor (2003, 2004) and Lafayette's Fran O'Hanlon (1998, 1999).

In 2017-18, the Bison became the first team in league history to win four straight regular-season titles finishing 16-2 in PL play before sweeping Loyola, Boston University and Colgate in the postseason tournament. Bucknell suffered a close 82-78 loss to third-seeded Michigan State in the NCAA Tournament first round.

Three First Team All-Patriot League players, who accounted for 4,801 points, graduated following the 2018 title run, but the Bison jumped right back to the top of the league in 2018-19. They shared the regular-season title with Colgate with a 13-5 PL mark and advanced to the league championship game for the third year in a row.

After departing Bucknell in 2008, Davis spent one year as an assistant coach at Colgate before being named the head coach at his alma mater, Randolph-Macon. Davis achieved incredible success in his six seasons with the Yellow Jackets, posting a 141-39 (.783) record with three Old Dominion Athletic Conference championships, six NCAA Tournament berths, and a Division III Final Four appearance in 2009-10.

A 1997 graduate of Randolph-Macon, Davis was a four-year letterman and two-year captain of the Yellow Jackets' men's basketball team. He was a two-time All-ODAC selection who finished his career with 983 points, and he was one of only five players in school history to record at least 500 rebounds, 300 assists and 100 steals.

Davis resides in Lewisburg with his wife, Miki, and his four children: 13-year-old son Kieran, 11-year-old daughter Hayden, and seven-year-old twins Kellen and Ryan.

Head Coach: Nathan Davis (Randolph-Macon '97)
Overall Record: 232-86 (11th season)

Record at Randolph-Macon: 141-39 (6 seasons)

2009-10	26-7	NCAA Final Four
2010-11	25-5	NCAA Tournament
2011-12	21-7	NCAA Tournament
2012-13	21-10	NCAA Sweet 16
2013-14	20-7	NCAA Tournament
2014-15	28-3	NCAA Elite Eight

Record at Bucknell: 91-47 (5th season)

2015-16	17-14	PL reg-season title, NIT First Round
2016-17	26-9	PL champs, NCAA First Round
2017-18	25-10	PL champs, NCAA First Round
2018-19	21-11	PL reg-season co-champs
2019-20	2-2	

Associate Head Coach: Paul Harrison

Assistant Coach: Joe Meehan

Assistant Coach: Johnathan Brown

Manager of Basketball Operations: Dom Hoffman '16

BISON NOTES & NOTABLES

WITH A WIN OVER PENN STATE, BUCKNELL WOULD ...

- ▶... improve to 3-2 overall and 2-1 on the road this season.
- ▶... hand the Nittany Lions their first loss of the season.
- ▶... defeat the Nittany Lions for the first time since November 2013. That was also Bucknell's last win over a Big Ten team.
- ▶... post its second win at the Bryce Jordan Center.
- ▶... give head coach **Nathan Davis** his 92nd win as Bucknell's head coach.

HEADLINES

- ▶ Two teams located about 50 miles apart renew a longtime series on Tuesday evening. This is the 104th all-time meeting between Bucknell and Penn State, with the first coming all the way back in 1897.
- ▶ This is a campus-site game in the NIT Season Tip-Off. Bucknell will have another one coming up on Saturday at Syracuse, and then the Bison will head to Orlando for the mid-major portion of the event along with Seattle, Yale and Western Michigan. Penn State, Syracuse, Oklahoma State and Ole Miss will get together in Brooklyn on the Wednesday and Friday surrounding Thanksgiving.
- ▶ Bucknell is coming off a tough 83-81 loss at Canisius on Saturday night. It was a wild game with 12 ties and 16 lead changes, capped off by a tiebreaking layup from Jacco Fritz with 0.8 seconds remaining.
- ▶ Despite the loss, two positive trends continued on Saturday: rebounding and 3-point shooting. Bucknell out-rebounded Canisius 38-21, one game after piling up a 48-33 advantage against Hofstra. The Bison are +32 on the glass in the last two games and have 32 second-chance points from 32 offensive rebounds.
- ▶ After enduring a 3-for-22 performance from the 3-point arc against Vermont on Nov. 10, the Bison have shot back with two stellar long-range shooting efforts, setting up quite a battle at Penn State on Tuesday. The Bison went 15-for-28 from the arc (11-for-16 in the second half) against Hofstra and 15-for-30 at Canisius. That's 30-for-58 (.517) over the last two games, and Bucknell now ranks first in the Patriot League and 20th nationally with 10.8 made threes per game. Meanwhile, Penn State has also been strong from 3-point distance. The Nittany Lions are averaging 12.0 made threes per game, which ranks seventh nationally, while shooting an even 40% (36-90).
- ▶ Meanwhile, Bucknell's 3-point defense has been terrific thus far. Opponents are just 18-for-70 (.257) from downtown, and Bucknell ranks 40th nationally in 3FG defense. The Bison have outscored opponents 129-54 from the arc this season.
- ▶ Bucknell's bench has been a big story in the early going. The Bison reserve unit has combined for 123 of the team's 298 points (41.3%) so far. Junior forward **John Meeks** has been the catalyst. Meeks is averaging 15.3 ppg coming off the bench, highlighted by a career-high 19 points against Fairfield. Meeks is the Patriot League's seventh-leading scorer, and he is averaging 24.4 points per 40 minutes. Another key player off the bench has been sophomore **Walter Ellis**, who ranks 14th nationally with a .625 3-point percentage (10-16).
- ▶ The Bison received a boost from the return of senior wing **Avi Toomer**, who scored a career-high 20 points at Canisius after missing the first three games due to injury. Wearing a mask to protect a broken nose, Toomer went 6-for-10 from the floor, 3-for-5 from the arc, and 5-for-6 from the foul line in his season debut.
- ▶ Bucknell was picked second to Colgate in the Patriot League preseason poll. Those two teams played in the 2019 Patriot League Tournament final, with the Raiders prevailing 94-80 to thwart Bucknell's hopes of a third straight NCAA Tournament appearance.
- ▶ Bucknell and Colgate shared the 2019 Patriot League regular-season title with 13-5 conference records. It was Bucknell's fifth straight PL regular-season crown and eighth in the last nine years. The run of five regular-season titles in a row is the second-longest current streak in the nation, behind only Gonzaga (7).
- ▶ Penn State is off to a 3-0 start, with home routs of Maryland-Eastern Shore and Wagner, followed by an impressive 81-66 road win over Georgetown last Thursday. The Nittany Lions average 85.3 points per game, with Myreon Jones leading four players with double-figure scoring averages at 15.0 ppg. Defensively, Penn State is averaging 11.3 steals per game while holding opponents to 37.4% shooting from the field and 26.0% from 3-point distance.

▶ Both teams have shot the ball well from 3-point range, but both have also defended the arc well.

3-POINT OFFENSE	BUCKNELL (NCAA rank)	PENN STATE (NCAA rank)
Made 3FGs per game	10.8 (20th)	12.0 (7th)
3FG Percentage	.417 (26th)	.400 (39th)

3-POINT DEFENSE	BUCKNELL (NCAA rank)	PENN STATE (NCAA rank)
Opp. made 3FGs per game	4.5 (42nd)	4.3 (13th)
Opp. 3FG Percentage	.257 (43rd)	.260 (48th)

HOW TO GET THE GAME

- ▶ The Bucknell-Penn State game will be televised on the Big Ten Network. Jason Horowitz and Christy Winters-Scott will call the action.
- ▶ The game can be heard in the Susquehanna Valley on the radio on Eagle 107 (WEGH 107.3 FM). Doug Birdsong handles the play-by-play duties, with Bucknell Athletics Hall-of-Famer Pat Flannery '80 providing color analysis. The pregame show begins 30 minutes before tip-off.
- ▶ Live statistics can be accessed via GoPSUSports.com.
- ▶ The audio feed is available online free of charge via BucknellBison.com and Eagle107.com.
- ▶ Follow @Bucknell_MBB for in-game updates on Twitter.

PATRIOT LEAGUE STANDINGS

	League		Overall	
	W-L	Pct.	W-L	Pct.
Navy	0-0	—	2-1	.667
Bucknell	0-0	—	2-2	.500
Boston U.	0-0	—	2-2	.500
Lafayette	0-0	—	2-2	.500
Lehigh	0-0	—	2-2	.500
Loyola	0-0	—	2-2	.500
Army	0-0	—	1-2	.333
Colgate	0-0	—	1-2	.333
American	0-0	—	1-3	.250
Holy Cross	0-0	—	0-3	.000

UPCOMING GAMES

Nov. 18	Fairleigh Dickinson at Army, 7 Colgate at Auburn, 7 Misericordia at Lehigh, 7:30
Nov. 19	Bucknell at Penn State, 6:30 Boston U. at South Carolina, 7 Loyola at George Mason, 7 Navy at Liberty, 7 Penn at Lafayette, 7 Northeastern at Holy Cross, 7

PATRIOT LEAGUE OFFICE

Commissioner	Jennifer Heppel
Media Relations Director (MBB)	Ryan Sakamoto
Phone	(610) 289-1963
E-Mail	rsakamoto@patriotleague.com
Web Site	www.patriotleague.com
Twitter	@PatriotLeague

BUCKNELL IN THE NCAA TOURNAMENT

Bucknell has made eight trips to the NCAA Tournament and is 2-8 in NCAA games.

1987 (East Coast Conference champion)

Seed: 16 in Southeast Regional
Location: Atlanta, Ga. (The Omni)
Result: Lost to No. 1 Georgetown 75-53

1989 (East Coast Conference champion)

Seed: 15 in Midwest Regional
Location: Dallas, Texas (Reunion Arena)
Result: Lost to No. 2 Syracuse 104-81

2005 (Patriot League champion)

Seed: 14 in Syracuse Regional
Location: Oklahoma City, Okla. (Ford Center)
Results: Def. No. 3 Kansas 64-63; Lost to No. 6 Wisconsin 71-62

2006 (Patriot League champion)

Seed: 9 in Oakland Regional
Location: Dallas, Texas (American Airlines Center)
Results: Def. No. 8 Arkansas 59-55; Lost to No. 1 Memphis 72-56

2011 (Patriot League champion)

Seed: 14
Location: Washington, D.C. (Verizon Center)
Result: Lost to No. 3 Connecticut 81-52

2013 (Patriot League champion)

Seed: 11
Location: Lexington, Ky. (Rupp Arena)
Result: Lost to No. 6 Butler 68-56

2017 (Patriot League champion)

Seed: 13
Location: Buffalo, N.Y. (Key Bank Center)
Result: Lost to No. 4 West Virginia 86-80

2018 (Patriot League champion)

Seed: 14
Location: Detroit, Mich. (Little Caesars Arena)
Result: Lost to No. 3 Michigan State 82-78

LAST TIME OUT

► Malik Johnson scored 27 points, but it was his backdoor feed to Jacco Fritz for a layup with eight-tenths of a second left that sent Canisius to an 83-81 victory over Bucknell on Saturday night at Koessler Athletic Center.

► **Avi Toomer** scored a career-high 20 points in his first action of the season for the Bison, who hit 15 3-pointers for a second straight game but could not overcome 24 turnovers.

► It was a wild, fast-paced game that featured 16 lead changes and 12 ties.

► Bucknell built up advantages on the glass and from outside the 3-point arc. The Bison outrebounded Canisius 38-21, parlaying 17 offensive boards into 18 second-chance points. After hitting 11 3-pointers in the second half and 15 overall in Wednesday's win over Hofstra, the Bison went 15-for-30 from downtown in this one. They were 7-for-12 in the second half and outscored the Golden Griffins 45-18 from the arc.

► Bucknell shot 49.1% for the game but just could not get enough stops at the other end. Canisius, which was playing at home for the first time this season, made 18 of 28 shots in the second half (.643) and shot 59.6% for the game. Coming into the game, opponents were shooting just 37.6% against the Bison.

► In addition to Toomer's 20, also in double figures in the scoring column were **Andrew Funk** with 15 points and **John Meeks** with 12 to go with a career-high nine rebounds. **Walter Ellis** went 3-for-5 from 3-point distance, making him 10-for-16 on the season, and scored nine points.

► The lead changed hands six times in the final 1:45. Trailing 79-78, Funk hit a big go-ahead 3-pointer with 43 seconds remaining to give Bucknell a two-point lead. But Johnson tied it with a jumper with 31 seconds left, and after the Bison turned the ball over with five seconds left, Johnson fed Fritz on a back-door cut for the winning bucket.

BUCKNELL VS. PENN STATE SERIES NOTES

► This is the 104th meeting between Bucknell and Penn State in a series that dates all the way back to 1897. The Nittany Lions have a 78-25 lead in the series.

► Bucknell has played only four other opponents as many as 100 times: Lehigh (174), Lafayette (167), Gettysburg (126) and Colgate (114).

► The most recent meeting was a 62-58 Penn State win at the Bryce Jordan Center on Nov. 28, 2015. Bucknell led 57-49 with just over five minutes to play, but the Nittany Lions ended the game on a 13-1 run. Chris Hass led the Bison with 18 points, while Brandon Taylor had 19 points and 11 rebounds for Penn State.

► Exactly one year earlier, Penn State made its first trip to Lewisburg since the 1975-76 season, and the Nittany Lions won 88-80 at Sojka Pavilion behind 28 points from D.J. Newbill. John Azzinaro scored a career-high 18 points to pace the Bison, who tied the game with 6:19 to play after trailing by as many as 12. But Penn State responded with a 10-1 run to take control. The fifth-largest crowd in Sojka Pavilion history (4,257) watched as both teams wore throwback uniforms.

► Bucknell's most recent series win came in November 2013. The Bison snapped a 12-game series losing streak with a 90-80 victory behind a career-high 25 points from Steven Kaspar. Its previous series win had been on Jan. 14, 1976 in Davis Gym (69-64). It was also Bucknell's first win at the Bryce Jordan Center after 10 losses there. The Bison's previous win in State College was a 74-73 overtime decision on Feb. 21, 1968 at Rec Hall.

BUCKNELL VS. THE BIG TEN

► The Bison are 34-117 (.225) against current members of the Big Ten (25-78 vs. Penn State, 8-22 vs. Rutgers, 1-0 vs. Purdue, 0-8 vs. Maryland, 0-2 vs. Michigan St., 0-2 vs. Ohio State, 0-1 vs. Michigan, 0-1 vs. Iowa, 0-1 vs. Northwestern, 0-1 vs. Wisconsin, 0-1 vs. Minnesota), however most of the games vs. Penn State and Maryland, and all of the games against Rutgers, came before those teams joined the Big Ten.

► The Bison are 2-24 against teams who were Big Ten members at the time of the game (1-14 vs. Penn State, 1-0 vs. Purdue, 0-2 vs. Michigan State, 0-2 vs. Ohio State, 0-1 vs. Michigan, 0-1 vs. Iowa, 0-1 vs. Northwestern, 0-1 vs. Wisconsin, 0-1 vs. Minnesota, 0-1 vs. Maryland), with the victories coming back-to-back seasons at Purdue (70-65 in 2012-13) and Penn State (90-80 in 2013-14).

► Bucknell has faced two Big Ten teams in the NCAA Tournament. The Bison suffered a 71-62 loss to Wisconsin in the second round in 2005, and Bucknell fell to Michigan State 82-78 in the first round in 2018.

► Bucknell's last game against a Big Ten team nearly resulted in an upset. The Bison fell to No. 15/14 Ohio State 73-71 in Columbus last season.

NOTABLE NUMBERS

► Center **Paul Newman's** minutes have been limited due to some foul trouble this season, but his rebounding numbers have been off the charts. He is averaging 8.5 rebounds per game, 0.5 rebounds per minute, and 20.1 rebounds per 40 minutes. Newman has grabbed 28.4% of all available rebounds during his time on the floor thus far.

► **Kahliel Spear** is developing into quite a shot-blocker for the Bison. He had four against Hofstra last Wednesday and ranks No. 6 in the Patriot League with six blocks on the season in just 14.8 minutes per game off the bench. In 59 total minutes this season, Spear has 26 points, 14 rebounds and the six blocks.

► Turnovers have been an issue for the Bison in the early going. Their 24 turnovers at Canisius on Saturday were their most since committing 24 at Army in February 2008. Bucknell has logged 67 turnovers thus far compared to just 47 for their opponents.

► Another trend the Bison will look to correct is a free-throw disparity. Opponents have attempted 97 free throws to just 65 for Bucknell through four games. In the **Nathan Davis** era the Bison are 57-15 when attempting more free throws than their opponent, but just 28-30 when attempting fewer.

BISON CAREER TOTALS**TIMES LEADING BUCKNELL IN SCORING**

Player	2019-20	Career
Bruce Moore	1	5
Avi Toomer	1	4
John Meeks	2	2
Jimmy Sotos	1	2
Andrew Funk	0	1

TIMES LEADING BUCKNELL IN REBOUNDING

Player	2019-20	Career
Bruce Moore	0	7
Jimmy Sotos	0	6
Paul Newman	2	4
Avi Toomer	0	4
John Meeks	1	1
Kahlil Spear	1	1
Walter Ellis	0	1
Ben Robertson	0	1

DOUBLE-FIGURE SCORING GAMES

Player	2019-20	Career
Bruce Moore	2	26
Jimmy Sotos	2	18
Avi Toomer	1	18
John Meeks	4	7
Andrew Funk	2	7
Paul Newman	0	5
Walter Ellis	2	2
Ben Robertson	0	2
Kahlil Spear	1	1

DOUBLE-FIGURE REBOUNDING GAMES

Player	2019-20	Career
Bruce Moore	0	5
Paul Newman	2	2

DOUBLE-FIGURE ASSIST GAMES

Player	2019-20	Career
Jimmy Sotos	0	2

20+ POINT GAMES

Player	2019-20	Career
Jimmy Sotos	2	2
Avi Toomer	1	1

DOUBLE-DOUBLES

Player	2019-20	Career
Bruce Moore	0	4
Jimmy Sotos	0	1

PRESEASON PROGNOSTICATIONS

►Prior to the start of preseason, the Patriot League's head coaches and sports information directors predicted the league standings and all-conference team.

Patriot League Preseason Poll

1. Colgate	162 (18 1st-place votes)
2. Bucknell	130
3. American	126 (2)
4. Loyola	98
5. Boston U.	97
6. Army	86
7. Lehigh	84
8. Lafayette	55
9. Navy	41
10. Holy Cross	21

Preseason Player of the Year:

Sa'eed Nelson, American, Sr., G

Preseason All-League Team:

Sa'eed Nelson, American (Sr., G); Max Mahoney, Boston U. (Sr., F); Jordan Burns, Colgate (Jr., G); Rapolas Ivanauskas, Colgate (Sr., F); Andrew Kosticka, Loyola (Sr., G)

POLL POSITIONS

►Bucknell has captured the Patriot League regular season title in five straight and eight of the last nine years, despite being picked as the preseason favorite only twice in that nine-year span (2017-18 and 2011-12).

►The Bison have equaled or outperformed their preseason predicted finish in each of the last 10 years.

TITLE TOWN

►With Kansas ending its run of 14 straight regular-season Big 12 titles, the two longest streaks in the nation now belong to Gonzaga (7) and Bucknell (5).

►No other team in the nation has won as many as eight regular-season league titles in the last nine years.

►Bucknell has now upped its total to 13 Patriot League regular-season titles in the league's 29-year history. No other school has won more than five.

Most Regular-Season Titles, PL History:

13	Bucknell
5	Holy Cross/Navy
4	American/Colgate
3	Fordham/Lafayette
2	Lehigh
1	Boston University

PATRIOT LEAGUE SUCCESS

►Over the last nine seasons, Bucknell has a Patriot League record of 119-31 (.793). That is the ninth-best conference winning percentage in the nation over that span.

Conference Winning %, Last 9 Seasons (entering 2019-20 season)

Gonzaga	137-15	.901
Belmont	132-22	.857
Vermont	120-24	.833
Wichita State	134-28	.827
Texas Southern	130-32	.802
New Mexico State	109-27	.801
St. Mary's	121-31	.796
Kansas	127-33	.794
Bucknell	106-26	.793

►Bucknell is 294-122 (.707) all-time in Patriot League regular-season games, the best record of any league team. The Bison have finished at least .500 in PL play 25 times in 29 Patriot League seasons.

►Bucknell won three straight Patriot League regular-season titles from 2011-13, becoming the first team in league history to accomplish that feat. The Bison have now won five in a row and eight of the last nine.

►Bucknell has made nine Patriot League Tournament appearance as the No. 1 seed and seven as the No. 2 seed.

►Bucknell won Patriot League Tournament titles in 2005, 2006, 2011, 2013, 2017 and 2018. The Bison have made it to the semifinals 21 times and to the championship game 11 times in the league's first 28 years.

►The Bison are the only team to go unbeaten in league play in a season (14-0 in 2006).

BUCKNELL AT SOJKA PAVILION

Year	Overall	PL*
2002-03	3-3 (.500)	3-3 (.500)
2003-04	10-2 (.833)	7-0 (1.000)
2004-05	12-1 (.923)	9-0 (1.000)
2005-06	14-1 (.933)	10-0 (1.000)
2006-07	10-2 (.833)	9-0 (1.000)
2007-08	7-6 (.538)	4-3 (.571)
2008-09	6-8 (.429)	3-4 (.429)
2009-10	8-5 (.615)	6-2 (.750)
2010-11	14-1 (.933)	10-0 (1.000)
2011-12	14-3 (.824)	8-2 (.800)
2012-13	14-1 (.933)	9-1 (.900)
2013-14	8-6 (.571)	6-4 (.600)
2014-15	12-4 (.750)	9-2 (.818)
2015-16	8-7 (.533)	7-3 (.700)
2016-17	15-2 (.749)	11-1 (.917)
2017-18	15-1 (.938)	11-1 (.917)
2018-19	12-3 (.800)	11-0 (1.000)
2019-20	1-1 (.500)	0-0 (—)
Totals	183-57 (.763)	133-26 (.836)

* includes PL Tournament

COLLEGE INSIDER MID-MAJOR POLL

Nov. 11 Poll	Rec.	Pts.	Last	Conference
1. Gonzaga (29)	2-0	773	1	West Coast
2. Saint Mary's	1-0	746	2	West Coast
3. ETSU	2-0	659	3	Southern
4. Vermont	2-0	647	4	America East
5. Liberty	2-0	628	6	ASUN
6. New Mexico State	1-0	578	5	WAC
7. Furman	2-0	491	15	Southern
8. Harvard	2-1	456	7	Ivy League
9. Bowling Green	1-1	414	9	Mid-American
10. Wright State	2-0	398	12	Horizon
11. Colgate	1-1	354	11	Patriot
12. Missouri State	1-1	348	10	Missouri Valley
13. Charleston	2-0	337	17	Colonial
14. BYU	1-1	303	13	West Coast
15. UC Irvine	1-1	301	14	Big West
16. UNCG	1-1	275	16	Southern
17. Murray State	1-0	242	18	Ohio Valley
18. Illinois State	2-0	211	NR	Missouri Valley
19. North Dakota State	1-0	204	19	Summit
20. Penn	1-1	159	20	Ivy League
21. Belmont	0-1	138	8	Ohio Valley
22. UCSB	1-1	133	21	Big West
23. Toledo	1-1	122	23	Mid-American
24. South Alabama	2-0	118	25	Sun Belt
25. Northeastern	2-0	97	NR	Colonial

OTHERS RECEIVING VOTES: Northern Iowa 81, Delaware 76, Loyola Chicago 70, Iona 62, Hofstra 59, Pepperdine 53, Wofford 48, Buffalo 43, UTA 40, Bradley 35, NKU 34, Yale 34, South Dakota 30, Rider 26, Oakland 24, South Dakota State 22, Radford 19, Southern Utah 19, Central Michigan 18, Montana State 18, Georgia Southern 17, Nicholls State 14, Santa Clara 12, Eastern Washington 11, Drake 9, UNCW 9, **Bucknell 8**, Charleston Southern 7, UC Riverside 7, Sam Houston State 6, Dartmouth 5, Akron 4, Indiana State 4, Lipscomb 4, Little Rock 4, Stephen F. Austin 4, Montana 3, Ohio 2, Merrimack 1, Prairie View A&M 1.

BUCKNELL 1,000-POINT CLUB

1. Mike Muscala	2009-13	2036
2. Al Leslie	1977-81	1973
3. Bob Barry	1976-80	1809
4. Nana Foulland	2014-18	1754
5. Zach Thomas	2014-18	1738
6. Mike Bright	1989-93	1670
7. Kevin Bettencourt	2002-06	1577
8. Jaye Andrews	1981-85	1535
9. Chris McNaughton	2003-07	1529
10. Cameron Ayers	2010-14	1526
11. Mike Joseph	1986-90	1518
12. Bill Courtney	1988-92	1499
13. Chris Hass	2012-16	1402
14. Bryson Johnson	2009-13	1384
15. Mike Butts	1985-89	1355
16. Jim Wherry	1967-70	1346
17. Boakai Lalugba	1999-03	1334
18. Kimbal Mackenzie	2015-19	1330
19. J.R. Holden	1994-98	1327
20. Stephen Brown	2014-18	1309
21. Chris Simpson	1990-94	1229
22. Lorry Hathaway	1962-65	1208
23. Joe Steiner	1959-62	1200
24. Dan Bowen	1997-00	1193
25. Joe Gallagher	1949-52	1183
26. Gerald Purnell	1974-77	1174
27. Bryan Bailey	1998-02	1167
28. Hal Danzig	1956-59	1163
29. Joe Willman	2009-13	1162
30. Charles Lee	2002-06	1147
31. Greg Leggett	1986-90	1141
32. Ted Aceto	1985-89	1118
33. Bryan Cohen	2008-12	1102
34. Brian Anderson	1993-96	1092
35. John Griffin	2004-08	1084
36. Chris Seneca	1984-87	1082
37. Steve Sigl	1976-80	1064
38. Gordon Mboya	1993-97	1041
39. Mark Atkinson	1984-87	1029
40. Sekou Hamer	1992-96	1027
41. Mark Allsteadt	1984-87	1020
42. Harvey Carter	1970-73	1013
43. Patrick King	1989-92	1007

► In 2017-18, Bucknell became the first team to win 16 Patriot League games. The league expanded to 10 teams and an 18-game schedule in 2013-14.

2019 ALL-PATRIOT LEAGUE NOTES

► Bucknell picked up some postseason honors last season, highlighted by Kimbal Mackenzie's selection as both Patriot League Scholar-Athlete of the Year and a First Team All-Patriot League choice.

► In addition, Nate Sestina earned Second Team All-Patriot League honors, and **Bruce Moore** was voted to the Patriot League All-Defensive Team.

► Bucknell has now had at least one first-team all-conference player in 33 of the last 36 seasons, dating back to the team's tenure in the East Coast Conference.

HOME COOKING

► The Bison entered the 2019-20 season with a 21-game home winning streak against Patriot League opponents and a 12-game overall home winning streak. The latter streak was snapped by Vermont on Nov. 10.

► Since Sojka Pavilion debuted in 2003, the Bison are 183-57 (.763) overall and 133-26 (.836) against Patriot League foes.

► Bucknell won a record 15 home games in 2016-17, and then it matched that figure a year later. Over the last three-plus years, Bucknell is 42-7 at home.

WHO'S BACK?

► Bucknell returned 10 lettermen from last year's team: three seniors, four juniors, and three sophomores. That group includes three starters in **Jimmy Sotos**, **Avi Toomer** and **Bruce Moore**.

Bucknell's Returning Production in 2019-20

Points	55.0%
Rebounds	65.9%
Assists	69.7%
Blocks	68.1%
Steals	75.1%
3FG	55.0%

WHO'S NEW?

► The Bison have welcomed four first-year players this season: **Malachi Rhodes** (Wheeler, Ga.), **Xander Rice** (West Long Branch, N.J.), **Alex Timmerman** (Crystal Lake, Ill.) and **Jake van der Heijden** (Raleigh, N.C.).

► Rhodes was a First Team All-State selection and Region 5-A Player of the Year at Wheeler High School, a strong Atlanta-area program that advanced to the semifinals of the state tournament in 2018.

► Rice, the son of Monmouth head coach and former North Carolina standout King Rice, joins the Bison out of The Patrick School (formerly St. Patrick). He started his prep career at St. Anthony H.S. under the legendary Bob Hurley, but the school closed after Rice's sophomore year.

► Timmerman was a Class 4A Honorable Mention All-State selection at Crystal Lake Central H.S. in the Chicago suburbs. He averaged 17.4 points and 9.2 rebounds per game as a senior for a 21-win team.

► van der Heijden is a lefty forward who knocked down 67 3-pointers as a senior at Ravenscroft School. He was an all-conference selection and was part of four straight conference championship teams.

WHO'S COMING?

► Bucknell announced the signing of **Andre Screen** and **Deuce Turner** to National Letters of Intent during the November signing period.

► Screen is a 6'11" center from Alexandria, Va., and Saint Stephens & Saint Agnes School. He helped his team to a 27-3 record and a state championship last season.

► Turner is a 6'2" guard from Coatesville, Pa. A year ago he was a 5A First Team All-State selection at Malvern Prep after averaging a school-record 26.6 ppg. Turner also broke a school mark with a 48-point game against Bishop Shanahan, and he enters his junior year No. 2 on the career scoring list with 1,695 points.

SOTOS LENDS A HELPING HAND

► **Jimmy Sotos** had one of the best assist seasons in school history a year ago, despite a late-January shoulder injury that cost him two games and affected his play down the stretch.

► Sotos averaged 6.1 assists per game, which ranked 18th nationally and first in the Patriot League. He joined Darryl Shazier (2008-09, 2010-11) as the only Bison ever to win the PL assist title.

► He had 189 assists on the season, which were third-most in Bucknell history.

► Sotos became the third Bison ever to record at least 6.0 assists per game in a season. Hall-of-Famers Chris Seneca (6.6 in 1985-86, 6.4 in 1986-87) and Mike Joseph (6.3 in 1987-88, 6.3 in 1989-90) each did it twice.

► Sotos made history with his assist totals over a two-game stretch to close out 2018 and open up 2019. He dished out 12 assists in Bucknell's Christmas Day win over UNLV at the Diamond Head Classic, and then he followed it up with an 11-assist performance against Army in the conference opener on Jan. 2.

► Sotos is the first Bison ever to produce 11 or more assists in back-to-back games, and he became the first to record double-figure assist totals in consecutive games since Chris Seneca in 1986-87. Seneca had 10 helpers against Loyola on Jan. 7, 1987, then handed out 12 three days later against Drexel.

► Sotos' 12 assists against UNLV were the most by a Bucknell player since the 1991-92 season opener, when Russell Peyton set the school record with 16 against UMBC.

MOST ASSISTS IN A SEASON, BUCKNELL HISTORY

	Year	Assists	
1.	Chris Seneca	1986-87	197
2.	Chris Seneca	1985-86	191
3.	Jimmy Sotos	2018-19	189

MOST ASSISTS IN A CAREER, BUCKNELL HISTORY

	Years	Assists	
1.	Mike Joseph	1986-90	565
2.	Chris Seneca	1983-87	553
3.	Stephen Brown	2014-18	524
4.	Pat Flannery	1976-80	505
5.	Darryl Shazier	2007-11	498
6.	Steven Kaspar	2011-15	413
7.	Cal Puriefoy	1981-84	399
8.	Abe Badmus	2003-07	375
9.	Russell Peyton	1989-03	332
10.	Bryan Cohen	2008-12	313
	Jimmy Sotos	2017-pres.	273

BISON SCHOLAR-ATHLETES

The Bucknell basketball program has also enjoyed tremendous success in the classroom in recent years. Among the highlights:

► Bucknell won the “academic national championship” in both 2017 and 2018, according to *Inside Higher Ed*, which completed a full NCAA Tournament bracket based on the 68 competing teams’ academic performances.

► Bucknell annually ranks among the national leaders in student-athlete graduation rates and has even led the nation on several occasions. Bucknell ranked fifth nationally in the 2019 report with a four-class average of 90%. In the NCAA’s Graduation Success Rate (GSR) formula, Bucknell was also highly ranked at 96%. Seventeen Bison sports programs had perfect 100% GSR ratings. The Bison men’s basketball team was one of 80 out of 352 Division I programs to boast a GSR of 100.

► The Bison men’s basketball program posted a perfect score of 1,000 in the NCAA’s Academic Performance Rate (APR) study, released last June. That earned the Bison program an NCAA APR Public Recognition Award. The APR awards have been given since 2007, and the Bison men’s basketball program has been honored in all 13 years.

► The Bison men’s basketball team combined for a 3.32 grade-point average in the spring 2018 semester, one of the highest in the country. Bucknell had combined GPAs over 3.0 in both semesters in 2018-19, the 10th straight year the team has accomplished that.

► Bucknell has claimed 136 national Academic All-Americans since 1970, including nine from men’s basketball. The total of 136 ranks among the nation’s best.

► In the Patriot League’s 29-year history, the league’s men’s basketball Scholar-Athlete of the Year has come from Bucknell 12 times, including Nana Foulland and Kimbal Mackenzie over the last two seasons.

MIKE MUSCALA NOW WITH OKC

► Mike Muscala ‘13 is now in his seventh season in the NBA. Muscala, who is Bucknell’s all-time leading scorer, is the first and only Bison ever to play in an NBA game. In 2013 he became the third Bison to be selected in the NBA Draft, when he was taken 44th overall by the Dallas Mavericks and then traded on draft night to the Atlanta Hawks.

► Muscala started out playing in Spain’s top division in 2013-14, while the Hawks retained his draft rights. When the Hawks suffered some injuries in their frontcourt, they purchased Muscala’s contract from Rio Natura Monbus Obradoiro, where he had been

averaging 14.6 points and a league-high 7.8 rebounds per game.

► Muscala’s NBA debut came on March 2, 2014 in Phoenix, and he recorded four points and five rebounds that night in a loss to the Suns. He went to log 3.8 points and 2.6 rebounds in 20 games, with a high of 15 points in a win over Milwaukee.

► After five successful seasons with the Hawks, Muscala was dealt to the Philadelphia 76ers in a three-team trade during the 2018 offseason. Muscala was then involved in a pair of trade deadline deals. On Feb. 6, 2019, he was dealt to the Los Angeles Clippers, and then a day later, just hours before the deadline, he was sent to the Los Angeles Lakers.

► Prior to the 2019-20 season, Muscala signed a free-agent contract with the Oklahoma City Thunder, with whom he currently plays.

BISON FUN FACTS

► Bucknell’s best-known alum is baseball legend Christy Mathewson. An original Baseball Hall of Fame inductee, Mathewson also played football and basketball at Bucknell. He was an All-America drop-kicker as well as a fullback in football, and he played center in basketball back in the day when there was a center jump after every made basket. Bucknell’s football stadium — Christy Mathewson-Memorial Stadium — is named in his honor.

► The legendary Jim Valvano was Bucknell’s head coach for three seasons from 1972-75. Valvano went 33-42 at Bucknell before moving on to Iona and then North Carolina State. The Bison went from 5-18 the year before he arrived to 14-12 in his final season. The program has had only four head coaches since then.

► Bucknell’s home arena — Sojka Pavilion — is named in honor of former school president Gary Sojka. During his tenure as president from 1984-94, Sojka championed Bucknell’s transition to the Patriot League and was a strong advocate for the scholar-athlete model in Division I athletics.

► **Walter Ellis** is the son of former Notre Dame and NBA star LaPhonso Ellis.

► **Xander Rice** is the son of former North Carolina guard and current Monmouth coach King Rice.

► **Andrew Funk’s** older brother, Tommy, is the starting point guard at Army West Point. The two matched up twice this season.

► **Jimmy Sotos** is one of four college basketball-playing brothers. His older brothers Tommy (U. of Chicago), Christian (Carroll) and Danny (current senior at Lake Forest) all play(ed) college hoops. Their father, Jim, played at Aurora College and later professionally in Greece. Sotos changed his uniform number to 4 this year in honor of the four brothers.

► Bucknell has led the Patriot League in attendance in each of the last 14 years.

WHO’S GOT NEXT?

► Bucknell travels to Syracuse for a noon game on Saturday. The contest will be televised on the ACC Network.

THE LAST TIME A BUCKNELL PLAYER ...

... scored 20+ points	Avi Toomer at Canisius, 11/16/19
... scored 30+ points	Kimbal Mackenzie (31) at Lafayette, 2/2/19
... scored 40+ points	Chris Hass (40) at Army West Point, 1/2/16
... scored 15+ points in half	Jimmy Sotos (15) vs. Hofstra, 11/13/19
... scored 20+ points in half	Zach Thomas (20) vs. Michigan State, 3/16/18
... scored 25+ points in half	Chris Hass (32) at Army West Point, 1/2/16
... had 10+ rebounds	Paul Newman (14) vs. Hofstra, 11/13/19
... had 15+ rebounds	Nate Sestina (17) vs. Army, 3/2/19
... had 20+ rebounds	Eric Hegedus (20) vs. Delaware, 2/16/85
... had 10+ assists	Jimmy Sotos (11) at Army West Point, 1/2/19
... had 15+ assists	Russell Peyton (16) at UMBC, 11/26/91
... had 5+ steals	Jimmy Sotos (6) at Colgate, 2/19/19
... had 5+ blocks	Nana Foulland (5) vs. Loyola, 3/1/18
... made 5+ 3FG	Kimbal Mackenzie (5) at Colgate, 3/13/19
... made 6+ 3FG	Kimbal Mackenzie (7) vs. Holy Cross, 3/7/19
... made 7+ 3FG	Kimbal Mackenzie (7) vs. Holy Cross, 3/7/19
... made 8+ 3FG	Bryson Johnson (9) vs. West Alabama, 11/26/11
... made 10+ FG	Nate Sestina (10) vs. Boston U., 2/9/19
... attempted 20+ FG	Kimbal Mackenzie (20) vs. Lehigh, 2/13/19
... made 10+ FT	Kimbal Mackenzie (14) at Lafayette, 2/2/19
... attempted 15+ FT	Kimbal Mackenzie (16) at Lafayette, 2/2/19
... had a double-double	Nate Sestina (23p, 14r) vs. Lehigh, 3/10/19
... had a triple-double	None (since 1975-76)
... played the whole game	Bryan Cohen (40 min.) vs. Delaware, 2/21/09
... played 40+ minutes	Kimbal Mackenzie (41) at St. Bonaventure, 11/7/18
... had 10+ FT without miss	Zach Thomas (13-13) at Stony Brook, 11/26/17
... had 10+ FG without miss	Nate Sestina (11-11) vs. Holy Cross, 1/14/19

THE LAST TIME A BUCKNELL TEAM ...

... scored 90+ points	97 vs. Lehigh, 3/10/19
... scored 100+ points	118 vs. Lafayette, 2/24/19
... scored 50+ in a first half	63 vs. Lafayette, 2/24/19
... scored 50+ in a second half	50 at Colgate, 3/13/19
... allowed 90+ points	94 at Colgate, 3/13/19
... allowed 100+ points	101 at Arkansas, 11/12/17
... allowed 49 points or fewer	43 vs. Monmouth, 12/1/18
... allowed 39 points or fewer	38 vs. Binghamton, 11/17/10
... allowed 29 points or fewer	25 vs. Army, 2/22/04
... had 45+ rebounds	48 vs. Hofstra, 11/13/19
... had 50+ rebounds	51 vs. Loyola, 2/14/18
... made 40+ FG	45 vs. Lafayette, 2/24/19
... made 10+ 3FG	15 at Canisius, 11/16/19
... made no 3FG	0 at American, 2/3/16
... had 20+ assists	22 vs. Lehigh, 3/10/19
... had 10+ steals	11 at Colgate, 2/19/19
... had 10+ blocks	10 vs. Loyola, 3/1/18
... had 5+ in double figures	6 vs. Lafayette, 2/24/19
... had 6+ in double figures	6 vs. Lafayette, 2/24/19
... had two 20+ scorers	Kimbal Mackenzie (23) & Nate Sestina (21) at Colgate, 3/13/19
... had two double-doubles	Nate Sestina (25p, 11r) & Bruce Moore (10p, 10r) vs. Boston U., 2/9/19
... made 10+ FT without miss	11-11 vs. Loyola, 1/23/19
... shot 60%+ from field	64.3% (45-70) vs. Lafayette, 2/24/19
... shot 70%+ from field	71.7% (33-46) vs. Navy, 1/17/04
... made 30+ FT	39 vs. Siena, 11/20/17
... attempted 40+ FT	45 vs. Siena, 11/20/17
... committed 5 or fewer TOs	5 vs. Lehigh, 3/8/17
... played an OT game	at St. Bonaventure (won, 88-85), 11/7/18
... played a 2OT game	vs. Holy Cross (lost, 77-72), 3/3/16
... played a 3OT game	at Navy (won, 87-86), 3/5/08
... played a ranked opponent	at #15/14 Ohio State (lost, 73-71), 12/15/18
... defeated a ranked opponent	at #17/19 Syracuse (74-69), 11/22/05
... defeated a top-10 opponent	at #7/10 Pittsburgh (69-66), 1/2/05
... played the No. 1 ranked team	at Syracuse (lost 80-61), 12/20/11

BUCKNELL SINGLE-GAME RECORDS AT A GLANCE

• INDIVIDUAL		
POINTS	45	Al Leslie vs. American (1/12/80)
	42	Jim Wherry vs. Penn State (12/18/67)
	42	Kevin Bettencourt vs. St. Francis (12/6/03)
<i>active</i>	24	Jimmy Sotos vs. Hofstra (11/13/19)
REBOUNDS	28	Craig Greenwood vs. DePauw (12/14/68)
<i>active</i>	15	Bruce Moore vs. American (1/12/19)
ASSISTS	16	Russell Peyton vs. UMBC (11/26/91)
<i>active</i>	12	Jimmy Sotos vs. UNLV (12/25/18)
BLOCKS	8	Mike Butts vs. Lehigh (1989)
	8	Mike Butts vs. Towson (1989)
	8	Brian Anderson vs. George Mason (12/1/93)
	8	Mike Muscala at Lehigh (1/26/11)
<i>active</i>	4	Paul Newman (twice)
	4	Kahlief Spear vs. Hofstra (11/13/19)
STEALS	8	Jaye Andrews vs. Drexel (1985)
	8	Russell Peyton vs. Loyola (Md.) (2/24/93)
<i>active</i>	6	Jimmy Sotos at Colgate (2/19/19)
FG MADE	20	Joe Steiner vs. La Salle (2/7/62)
<i>active</i>	9	Jimmy Sotos vs. Canisius (11/13/18)
FG ATT.	34	Joe Steiner vs. Temple (2/14/61)
<i>active</i>	16	Jimmy Sotos vs. Vermont (11/10/19)
3FG MADE	11	Kevin Bettencourt vs. St. Francis (12/6/03)
<i>active</i>	5	Andrew Funk (twice)
	5	Jimmy Sotos vs. Canisius (11/13/18)
3FG ATT.	16	Kevin Bettencourt vs. St. Francis (12/6/03)
<i>active</i>	11	Avi Toomer vs. Holy Cross (1/14/19)
	11	Jimmy Sotos vs. Vermont (11/10/19)
FT MADE	19	Zach Thomas vs. Siena (11/20/17)
<i>active</i>	9	Paul Newman vs. Northeastern (11/28/18)
FT ATT.	22	Zach Thomas vs. Siena (11/20/17)
<i>active</i>	12	Avi Toomer vs. Boston University (1/21/17)
• TEAM		
POINTS	119	vs. Colgate (1/29/68)
PTS. IN 1H	63	vs. Lafayette (2/24/19)
PTS. IN 2H	66	vs. Susquehanna (11/26/85)
PTS. IN OT	25	at Fairfield (12/1/14)
FG MADE	50	vs. Rochester (1/7/75)
	50	vs. Albright (1/15/69)
FG ATT.	105	vs. Rutgers (2/5/52)
FG%	71.7	vs. Navy (1/17/04) (33-46)
3FG MADE	21	vs. Lafayette (2/24/19)
3FG ATT.	40	vs. Lafayette (2/22/17)
3FG%	90.0	vs. Lycoming (12/11/87) (9-10)
FT MADE	41	vs. Colgate (2/2/94)
FT ATT.	56	vs. Colgate (2/2/94)
FT%	100.0	vs. Lafayette (2/1/89) (22-22)
	100.0	vs. Richmond (12/17/11) (21-21)
	100.0	vs. Lafayette (2/4/05) (20-20)
	100.0	vs. Lafayette (1/14/12) (15-15)
	100.0	vs. Navy (1/28/12) (10-10)
REBOUNDS	71	vs. Washington & Jefferson (12/15/64)
BLOCKS	15	vs. George Mason (12/1/93)
LOW TO	1	vs. American (1/13/10)

BISON TRENDS

2019-20/Under Nathan Davis

1-1	51-14	in home games
1-1	36-30	in road games
0-0	4-3	at neutral sites
1-0	28-15	following a loss
0-2	58-31	following a win
0-0	15-1	when scoring at least 90 points
1-1	54-12	when scoring at least 80 points
1-1	36-35	when scoring fewer than 80 points
1-2	65-11	when leading at halftime
0-0	23-36	when trailing at halftime
1-0	3-0	when tied at halftime
1-1	59-13	when outrebounding an opponent
1-1	27-32	when getting outrebounded
0-0	38-6	when shooting 50% or better from field
2-2	53-41	when shooting under 50% from field
0-1	2-17	when opponent shoots 50% or better
2-1	89-30	when opponent shoots under 50%
0-0	57-15	when shooting more free throws
2-2	28-30	when shooting fewer free throws
0-0	31-23	when committing fewer turnovers
2-2	46-25	when committing more turnovers
2-2	16-15	in November
0-0	12-13	in December
0-0	32-5	in January
0-0	22-9	in February
0-0	9-5	in March
0-1	31-15	in afternoon games
2-1	60-32	in evening games
0-0	5-3	in games decided by one point
1-2	21-16	in games decided by 5 points or fewer
0-0	11-12	in games decided by 6-10 points
1-0	56-19	in games decided by 11 or more points
0-0	5-3	in overtime games
1-0	37-13	in white uniforms
0-0	6-2	in gray uniforms
1-1	29-23	in blue uniforms
0-1	18-9	in orange uniforms

MISCELLANEOUS STATS

Consecutive Games (10+)		Consecutive Starts	
Paul Newman (40)		Bruce Moore (37)	
Andrew Funk (37)		Jimmy Sotos (15)	
Bruce Moore (37)		Andrew Funk (4)	
John Meeks (30)		Paul Newman (4)	
		Avi Toomer (1)	

Dunks: Meeks, Moore

Charges Drawn: Moore

Bucknell's Largest Lead: 17 (vs. Hofstra, 81-64 with 2:51 left 2nd half)

Bucknell's Largest Deficit: 8 (vs. Vermont, at 56-48 with 6:19 left 2nd half)

Largest Deficit Bucknell Has Overcome to Win: 6 (at Fairfield, last at 8-2 with 15:00 left 1st half)

Bison From the Foul Line in Last 5 Minutes of a Game (Plus Overtime):

Avi Toomer	4-4	1.000
Walter Ellis	2-2	1.000
Andrew Funk	2-2	1.000
Bruce Moore	7-8	.875
Jimmy Sotos	2-3	.667
Totals	17-19	.895

STARTING LINEUPS

• **Sotos, Funk, Robertson, Moore, Newman (2-1):** at Fairfield (W), vs. Vermont (L), vs. Hofstra (W)

• **Sotos, Funk, Toomer, Moore, Newman (0-1):** at Canisius (L)

PATRIOT LEAGUE LEADERBOARD

TEAM STATISTICS		Overall			PL Only	
Category	Stat	PL	NCAA	Stat	Rank	
Scoring Offense	74.5	1st	160th	—	—	
Scoring Defense	71.0	6th	223rd	—	—	
Scoring Margin	+3.5	3rd	201st	—	—	
FT Percentage	.754	4th	63rd	—	—	
FG Percentage	.446	5th	156th	—	—	
FG Pct. Defense	.428	3rd	219th	—	—	
3FG Percentage	.417	1st	29th	—	—	
3FG Pct. Defense	.257	1st	45th	—	—	
3FG Made	10.8	1st	20th	—	—	
Reb. Offense	38.8	3rd	146th	—	—	
Reb. Defense	34.2	4th	—	—	—	
Reb. Margin	+4.5	2nd	125th	—	—	
Def. Reb. Pct.	.709	5th	—	—	—	
Off Reb. Pct.	.321	2nd	—	—	—	
Blocked Shots	4.5	2nd	86th	—	—	
Assists	13.8	7th	173rd	—	—	
Steals	4.5	9th	314th	—	—	
TO Margin	-5.0	9th	318th	—	—	
Assist/TO Ratio	0.8	9th	250th	—	—	

PATRIOT LEAGUE INDIVIDUAL LEADERS (top 15)

Walter Ellis			
3FG Pct.	.625	3rd	
3FG Made	2.5	5th	
Andrew Funk			
3FG Made	2.3	10th	
Blocked Shots	0.7	12th	
Assist/TO	4.0	2nd	
Minutes Played	32.2	13th	

John Meeks			
Scoring	15.3	7th	
Rebounding	5.8	11th	
FT Pct.	.833	7th	
3FG Pct.	.500	8th	

Bruce Moore			
FT Pct.	.783	11th	
Blocked Shots	0.8	10th	

Paul Newman			
Rebounding	8.5	1st	

Xander Rice			
Assists	2.5	14th	
Assist/TO	2.5	5th	

Jimmy Sotos			
Scoring	12.5	12th	
Assists	3.3	9th	
Steals	1.5	6th	
3FG Made	2.5	5th	
Assist/TO	1.3	12th	
Minutes Played	33.0	7th	

Kahlief Spear			
3FG Pct.	.571	6th	
Blocked Shots	1.5	6th	

NCAA INDIVIDUAL LEADERS (top 75)

Walter Ellis			
3FG Pct.	.625	14th	

BISON BY THE NUMBERS

Years of Basketball	125th
1st Season	1895-96
Head Coaches (all-time)	21
Head Coaches (in PL)	4

All-time Record	1450-1232-1
Winning Seasons	68
.500 Seasons	5
Losing Seasons	51
20+ Win Seasons	14
Undefeated Seasons	2
NCAA Appearances	8
NIT Appearances	3
Top-25 Wins	3
Weeks Ranked in Top 25	2

PL W-L	294-122
PL Tournament W-L	41-22
PL Tournament Titles	6
PL Championship Game Appearances	13
PL Regular Season Titles	13
PL Outright Regular Season Titles (no ties)	9

First Team All-PL	38
Second Team All-PL	21
Third Team All-PL (started 2013-14)	3
PL All-Rookie Team	15
PL All-Defensive Team (started 2015-16)	7
PL Player of Year	8
PL Rookie of Year	3
PL Defensive Player of Year	7
PL Coach of Year	9
PL Player of Week	74
PL Rookie of Week	45
All-PL Tournament	32
PL Tournament MVP	6

All-Americans	10
Academic All-Americans	9
PL Scholar-Athletes	12
PL Academic Honor Roll	118
PL All-Academic Team	13

TOP SOJKA PAVILION CROWDS

Date	Opponent	Attendance
12/6/05	#4 Villanova	4,433
11/14/06	Wake Forest	4,330
3/11/11	Lafayette	4,271
3/7/12	Lehigh	4,267
11/28/14	Penn State	4,257
12/21/05	Saint Joseph's	4,252
2/9/07	Holy Cross	4,209
2/25/06	Army	4,174
2/16/08	Holy Cross	4,162
1/21/06	Colgate	4,157
2/26/11	Army	4,148
2/22/06	Lehigh	4,136
1/11/08	Navy	4,126
1/26/08	Colgate	4,118
3/10/06	Holy Cross	4,110
1/27/07	Army	4,110
1/14/06	Holy Cross	4,102
11/10/07	Albany	4,056
3/4/07	Army	4,032
3/6/11	Lehigh	4,029
12/2/06	Northern Iowa	4,011
1/20/07	Colgate	4,009

BUCKNELL TEAM STATS — ALL GAMES (2-2)

#	Player	GP	GS	Min	Avg	FG	FGA	Pct	3FG	FGA	Pct	FT	FTA	Pct	OR	DR	Reb	Avg	PF	FO	A	TO	Blk	Stl	Pts	Avg
11	Toomer, Avi	1	1	22	22.0	6	10	.600	3	5	.600	5	6	.833	2	3	5	5.0	4	0	3	4	0	1	20	20.0
12	Meeks, John	4	0	101	25.3	22	48	.458	7	14	.500	10	12	.833	7	16	23	5.8	10	0	4	11	1	4	61	15.3
04	Sotos, Jimmy	4	4	132	33.0	18	43	.419	10	26	.385	4	5	.800	1	16	17	4.3	9	0	13	15	2	6	50	12.5
13	Moore, Bruce	4	4	95	23.8	12	26	.462	0	7	.000	18	23	.783	8	3	11	2.8	14	1	4	11	3	1	42	10.5
10	Funk, Andrew	4	4	129	32.2	15	33	.455	9	24	.375	2	2	1.000	1	17	18	4.5	7	0	8	2	2	1	41	10.3
02	Ellis, Walter	4	0	92	23.0	10	16	.625	10	16	.625	2	2	1.000	0	8	8	2.0	8	0	2	3	2	3	32	8.0
23	Spear, Kahlriel	4	0	59	14.8	10	22	.455	4	7	.571	2	3	.667	1	13	14	3.5	5	0	2	6	6	1	26	6.5
00	Newman, Paul	4	4	67	16.8	8	20	.400	0	0	.000	3	6	.500	11	23	34	8.5	13	0	3	7	2	1	19	4.8
14	Robertson, Ben	4	3	51	12.8	1	6	.167	0	1	.000	1	2	.500	3	5	8	2.0	7	0	6	1	0	0	3	0.8
03	Rhodes, Malachi	3	0	5	1.7	1	2	.500	0	0	.000	0	0	.000	1	0	1	0.3	0	0	0	1	0	0	2	0.7
21	Rice, Xander	4	0	45	11.3	0	4	.000	0	2	.000	2	4	.500	0	3	3	0.8	4	0	10	4	0	0	2	0.5
32	van der Heijden, Jake	1	0	2	2.0	0	1	.000	0	1	.000	0	0	.000	0	0	0	0.0	0	0	0	0	0	0	0	0.0
TM TEAM.....															8	5	13	3.3	0			2			0	
Total.....		4				103	231	.446	43	103	.417	49	65	.754	43	112	155	38.8	81	1	55	67	18	18	298	74.5
Opponents.....		4				104	243	.428	18	70	.257	58	97	.598	46	91	137	34.2	67	-	42	47	11	29	284	71.0

BUCKNELL TEAM STATS — PATRIOT LEAGUE GAMES (0-0)

#	Player	GP	GS	Min	Avg	FG	FGA	Pct	3FG	FGA	Pct	FT	FTA	Pct	OR	DR	Reb	Avg	PF	FO	A	TO	Blk	Stl	Pts	Avg
---	--------	----	----	-----	-----	----	-----	-----	-----	-----	-----	----	-----	-----	----	----	-----	-----	----	----	---	----	-----	-----	-----	-----

BUCKNELL TEAM STATS — HOME GAMES (1-1)

#	Player	GP	GS	Min	Avg	FG	FGA	Pct	3FG	FGA	Pct	FT	FTA	Pct	OR	DR	Reb	Avg	PF	FO	A	TO	Blk	Stl	Pts	Avg
04	Sotos, Jimmy	2	2	70	35.0	13	29	.448	6	18	.333	4	5	.800	1	9	10	5.0	5	0	6	7	2	4	36	18.0
12	Meeks, John	2	0	47	23.5	11	24	.458	2	5	.400	6	7	.857	2	8	10	5.0	5	0	2	4	1	2	30	15.0
13	Moore, Bruce	2	2	41	20.5	6	11	.545	0	1	.000	9	12	.750	2	2	4	2.0	9	1	2	3	1	0	21	10.5
10	Funk, Andrew	2	2	66	33.0	7	17	.412	5	13	.385	0	0	.000	0	10	10	5.0	4	0	5	1	2	0	19	9.5
00	Newman, Paul	2	2	40	20.0	7	13	.538	0	0	.000	0	2	.000	7	18	25	12.5	7	0	0	3	0	0	14	7.0
02	Ellis, Walter	2	0	44	22.0	4	7	.571	4	7	.571	0	0	.000	0	3	3	1.5	3	0	1	2	1	1	12	6.0
23	Spear, Kahlriel	2	0	30	15.0	4	10	.400	1	3	.333	1	1	1.000	1	4	5	2.5	3	0	2	4	4	0	10	5.0
14	Robertson, Ben	2	2	34	17.0	1	5	.200	0	1	.000	1	2	.500	2	4	6	3.0	4	0	5	1	0	0	3	1.5
21	Rice, Xander	2	0	22	11.0	0	2	.000	0	1	.000	2	4	.500	0	2	2	1.0	3	0	4	3	0	0	2	1.0
03	Rhodes, Malachi	2	0	4	2.0	1	2	.500	0	0	.000	0	0	.000	1	0	1	0.5	0	0	0	1	0	0	2	1.0
32	van der Heijden, Jake	1	0	2	2.0	0	1	.000	0	1	.000	0	0	.000	0	0	0	0.0	0	0	0	0	0	0	0	0.0
TM TEAM.....															3	5	8	4.0	0			1			0	
Total.....		2				54	121	.446	18	50	.360	23	33	.697	19	65	84	42.0	43	1	27	30	11	7	149	74.5
Opponents.....		2				46	127	.362	10	44	.227	35	56	.625	25	50	75	37.5	38	-	18	23	7	16	137	68.5

BUCKNELL TEAM STATS — AWAY GAMES (1-1)

#	Player	GP	GS	Min	Avg	FG	FGA	Pct	3FG	FGA	Pct	FT	FTA	Pct	OR	DR	Reb	Avg	PF	FO	A	TO	Blk	Stl	Pts	Avg
11	Toomer, Avi	1	1	22	22.0	6	10	.600	3	5	.600	5	6	.833	2	3	5	5.0	4	0	3	4	0	1	20	20.0
12	Meeks, John	2	0	54	27.0	11	24	.458	5	9	.556	4	5	.800	5	8	13	6.5	5	0	2	7	0	2	31	15.5
10	Funk, Andrew	2	2	63	31.5	8	16	.500	4	11	.364	2	2	1.000	1	7	8	4.0	3	0	3	1	0	1	22	11.0
13	Moore, Bruce	2	2	54	27.0	6	15	.400	0	6	.000	9	11	.818	6	1	7	3.5	5	0	2	8	2	1	21	10.5
02	Ellis, Walter	2	0	48	24.0	6	9	.667	6	9	.667	2	2	1.000	0	5	5	2.5	5	0	1	1	1	2	20	10.0
23	Spear, Kahlriel	2	0	29	14.5	6	12	.500	3	4	.750	1	2	.500	0	9	9	4.5	2	0	0	2	2	1	16	8.0
04	Sotos, Jimmy	2	2	62	31.0	5	14	.357	4	8	.500	0	0	.000	0	7	7	3.5	4	0	7	8	0	2	14	7.0
00	Newman, Paul	2	2	27	13.5	1	7	.143	0	0	.000	3	4	.750	4	5	9	4.5	6	0	3	4	2	1	5	2.5
14	Robertson, Ben	2	1	17	8.5	0	1	.000	0	0	.000	0	0	.000	1	1	2	1.0	3	0	1	0	0	0	0	0.0
03	Rhodes, Malachi	1	0	1	1.0	0	0	.000	0	0	.000	0	0	.000	0	0	0	0.0	0	0	0	0	0	0	0	0.0
21	Rice, Xander	2	0	23	11.5	0	2	.000	0	1	.000	0	0	.000	0	1	1	0.5	1	0	6	1	0	0	0	0.0
TM TEAM.....															5	0	5	2.5	0			1			0	
Total.....		2				49	110	.445	25	53	.472	26	32	.813	24	47	71	35.5	38	0	28	37	7	11	149	74.5
Opponents.....		2				58	116	.500	8	26	.308	23	41	.561	21	41	62	31.0	29	-	24	24	4	13	147	73.5

BUCKNELL TEAM STATS — GAME-BY-GAME

Opponent	Date	Score	W/L	TOTAL			3-PTRS			REBOUNDS													
				FG	FGA	Pct	3FG	FGA	Pct	FT	FTA	Pct	Off	Def	Tot	Avg	PF	A	TO	Blk	Stl	Pts	Avg
at Fairfield	11/05/19	68-64	W	22	55	.400	10	23	.435	14	17	.824	7	26	33	33.0	20	14	13	5	4	68	68.0
VERMONT	11/10/19	63-66	L	23	54	.426	3	22	.136	14	22	.636	4	32	36	34.5	21	8	15	4	2	63	65.5
HOFSTRA	11/13/19	86-71	W	31	67	.463	15	28	.536	9	11	.818	15	33	48	39.0	22	19	15	7	5	86	72.3
at Canisius	11/16/19	81-83	L	27	55	.491	15	30	.500	12	15	.800	17	21	38	38.8	18	14	24	2	7	81	74.5
Bucknell		298		103	231	.446	43	103	.417	49	65	.754	43	112	155	38.8	81	55	67	18	18	298	74.5
Opponents		284		104	243	.428	18	70	.257	58	97	.598	46	91	137	34.2	67	42	47	11	29	284	71.0

BUCKNELL TEAM STATS — OPPONENT GAME-BY-GAME

Opponent	Date	Score	W/L	TOTAL			3-PTRS			REBOUNDS													
				FG	FGA	Pct	3FG	FGA	Pct	FT	FTA	Pct	Off	Def	Tot	Avg	PF	A	TO	Blk	Stl	Pts	Avg
at Fairfield	11/05/19	68-64	W	24	59	.407	2	12	.167	14	20	.700	13	28	41	41.0	16	9	12	3	3	64	64.0
VERMONT	11/10/19	63-66	L	22	64	.344	4	25	.160	18	29	.621	13	29	42	41.5	22	9	13	2	7	66	65.0
HOFSTRA	11/13/19	86-71	W	24	63	.381	6	19	.316	17	27	.630	12	21	33	38.7	16	9	10	5	9	71	67.0
at Canisius	11/16/19	81-83	L	34	57	.596	6	14	.429	9	21	.429	8	13	21	34.2	13	15	12	1	10	83	71.0
Opponents		284		104	243	.428	18	70	.257	58	97	.598	46	91	137	34.2	67	42	47	11	29	284	71.0
Bucknell		298		103	231	.446	43	103	.417	49	65	.754	43	112	155	38.8	81	55	67	18	18	298	74.5

#2 • WALTER ELLIS • SOPHOMORE • GUARD • 6-5 • 190 • GRANGER, IND. • BREWSTER ACADEMY (N.H.)

Smooth player with a great basketball pedigree ... can score at every level ... explosive going to the basket, but is also a very good outside shooter ... has the tools to be a good rebounder and defender as he adds strength and adjusts to the college game ... showed his potential with two 19-point games on the team's European trip in the summer of 2018 ... averaged 14.7 ppg and hit 8-15 3FG in the three games.

**2019-20**

Tallied then-career-high 11 pts. (3-4 3FG, 2-2 FT) with 3 reb., all in 2nd half, in opening-night win at Fairfield ... made both ends of 1-and-1 with 12.9 seconds left to stretch Bucknell's lead to 4 pts. ... upped career-best total to 12 pts. in home win over Hofstra ... hit 4-5 3FG (4-4 in 2nd half) ... hit 3-5 from 3FG and scored 9 pts. at Canisius ... 3rd in PL and 14th in nation in 3FG% (.625).

2018-19

Appeared in 27 games as a rookie guard ... averaged 1.7 points, 1.2 rebounds per game ... hit 13-46 3FGs (.283) ... scored 3 pts. in collegiate debut at St. Bonaventure, hitting a 3FG on his first collegiate touch of the ball ... went 3-3 from 3FG and scored 9 pts. vs. Northeastern ... had at least one 3FG in each of the first 5G of season ... played season-high 25 min. in home win over Navy and tied for team-high with 7 reb.

HIGH SCHOOL/PERSONAL

Walter Andrew Ellis ... born Nov. 29, 1999 in Atlanta, Ga. ... son of Jennifer and LaPhonso Ellis ... has three older siblings: PJ, Elexis and Phonso ... father was a standout basketball player at Notre Dame and then played for 11 seasons in the NBA ... spent three years at Adams High School in South Bend, Ind., before finishing his prep career at Brewster Academy in Wolfeboro, N.H. ... First Team All-Northern Indiana Conference selection and a member of the Indiana Junior All-Star Team as a junior after averaging 19 points per game and leading Adams to a sectional championship ... at Brewster Academy was part of a team that went 23-5 and captured the NEPSAC AAA regular-season championship ... shot better than 42% from 3-point range ... played AAU ball for the G3 Grind ... undeclared major ... named to 2019 Patriot League Academic Honor Roll.

ELLIS' CAREER HIGHS

Points:	12	vs. Hofstra	11/13/2019
Rebounds:	7	vs. Navy	1/30/2019
Assists:	2	twice	
Steals:	2	twice	
Blocks:	1	six times	
FG Made:	4	vs. Hofstra	11/13/2019
FG Attempted:	7	vs. Navy	1/30/2019
3-pt FG Made:	4	vs. Hofstra	11/13/2019
3-pt FG Attempted:	6	vs. Navy	1/30/2019
FT Made:	2	at Fairfield	11/5/2019
FT Attempted:	2	at Fairfield	11/5/2019

ELLIS' SEASON HIGHS

Points:	12	vs. Hofstra	11/13/2019
Rebounds:	3	at Fairfield	11/5/2019
Assists:	1	twice	
Steals:	2	at Canisius	11/16/2019
Blocks:	1	twice	
FG Made:	4	vs. Hofstra	11/13/2019
FG Attempted:	5	twice	
3-pt FG Made:	4	vs. Hofstra	11/13/2019
3-pt FG Attempted:	5	twice	
FT Made:	2	at Fairfield	11/5/2019
FT Attempted:	2	at Fairfield	11/5/2019

ELLIS' CAREER STATISTICS

Year	G	GS	Min.	Avg.	FGM	FGA	Pct.	3FGM	3FGA	Pct.	FTM	FTA	Pct.	OR	DR	Reb.	RPG	PF	DQ	A	TO	BK	ST	Pts.	PPG
2018-19	27	0	222	8.2	17	56	.304	13	46	.283	0	0	.000	4	29	33	1.2	22	0	9	5	4	6	47	1.7
2019-20	4	0	92	23.0	10	16	.625	10	16	.625	2	2	1.000	0	8	8	2.0	8	0	2	3	2	3	32	8.0
TOTAL	31	0	314	10.1	27	72	.375	23	62	.371	2	2	1.000	4	37	41	1.3	30	0	11	8	6	9	79	2.5

WALTER ELLIS CAREER GAME-BY-GAME

ELLIS' 2019-20 GAME-BY-GAME STATISTICS

Opponent	Min.	FG-A	Pct.	3FG-A	Pct.	FT-A	Pct.	RB	PF	A	TO	B	S	PTS
Fairfield	19	3-4	.750	3-4	.750	2-2	1.000	3	3	1	1	0	0	11
Vermont	18	0-2	.000	0-2	.000	0-0	—	1	2	0	1	0	0	0
Hofstra	27	4-5	.800	4-5	.800	0-0	—	2	1	1	1	1	1	12
Canisius	29	3-5	.600	3-5	.600	0-0	—	2	2	0	0	1	2	9
Penn State														
Syracuse														
Seattle														
Yale/WMU														
Princeton														
Rider														
Albany														
Siena														
La Salle														
Army*														
Lafayette*														
Navy*														
Holy Cross*														
American*														
Lehigh*														
Colgate*														
Loyola*														
Army*														
Boston U.*														
Lafayette*														
Loyola*														
Navy*														
American*														
Holy Cross*														
Lehigh*														
Colgate*														
Boston U.*														

* Patriot League game ^ Patriot League Tournament Games started in **bold**

ELLIS' 2018-19 GAME-BY-GAME STATISTICS

Opponent	Min.	FG-A	Pct.	3FG-A	Pct.	FT-A	Pct.	RB	PF	A	TO	B	S	PTS
St. Bona	9	1-5	.200	1-5	.200	0-0	—	2	0	0	0	0	0	3
Fairfield	12	1-2	.500	1-2	.500	0-0	—	1	2	1	0	0	0	3
Canisius	12	1-3	.333	1-3	.333	0-0	—	4	1	0	1	1	0	3
Vermont	14	1-4	.250	1-4	.250	0-0	—	2	0	0	1	0	2	3
Northeastern	18	3-5	.600	3-3	1.000	0-0	—	1	4	0	1	0	1	9
Monmouth	12	0-2	.000	0-1	.000	0-0	—	1	1	0	0	0	0	0
La Salle	16	1-3	.333	1-3	.333	0-0	—	1	2	2	0	1	0	3
Ohio State	9	0-1	.000	0-1	.000	0-0	—	1	0	0	0	0	1	0
St. Mary's	11	0-1	.000	0-0	—	0-0	—	2	0	0	1	0	0	0
Rhode Island	4	0-0	—	0-0	—	0-0	—	0	0	0	0	0	0	0
TCU	3	0-0	—	0-0	—	0-0	—	0	1	0	0	0	0	0
UNLV	8	1-2	.500	0-1	.000	0-0	—	0	2	1	0	0	0	2
Army*	3	0-0	—	0-0	—	0-0	—	0	1	0	0	0	0	0
Boston U.*	4	0-0	—	0-0	—	0-0	—	1	0	1	0	1	0	0
Colgate*														
American*	3	0-0	—	0-0	—	0-0	—	1	1	0	0	0	0	0
Holy Cross*	5	0-2	.000	0-2	.000	0-0	—	1	2	0	0	0	0	0
Lehigh*														
Loyola*														
American*														
Navy*	25	1-7	.143	0-6	.000	0-0	—	7	1	2	0	0	1	2
Lafayette*	15	2-4	.500	0-2	.000	0-0	—	1	1	0	0	0	1	4
Loyola*	6	1-3	.333	1-2	.500	0-0	—	1	0	0	0	0	0	3
Boston U.*	2	0-0	—	0-0	—	0-0	—	1	0	1	0	0	0	0
Lehigh*	4	0-1	.000	0-1	.000	0-0	—	1	1	0	0	0	0	0
Holy Cross*	6	2-4	.500	2-4	.500	0-0	—	0	1	0	0	0	0	6
Colgate*	2	0-0	—	0-0	—	0-0	—	0	0	0	0	0	0	0
Lafayette*	13	1-5	.200	1-4	.250	0-0	—	4	1	1	1	1	0	3
Navy*	3	1-1	1.000	1-1	1.000	0-0	—	0	0	0	0	0	0	3
Army*														
Holy Cross^	1	0-0	—	0-0	—	0-0	—	0	0	0	0	0	0	0
Lehigh^	2	0-1	.000	0-1	.000	0-0	—	0	0	0	0	0	0	0
Colgate^														

* Patriot League game ^ Patriot League Tournament Games started in **bold**

#10 • ANDREW FUNK • SOPHOMORE • GUARD • 6-5 • 187 • WARRINGTON, PA. • ARCHBISHOP WOOD

Talented sophomore out of the competitive Philadelphia Catholic League ... poised to take over a starting spot in the backcourt ... played a key role off the bench as a freshman, with his confidence and minutes rising as the season progressed ... has good size for a guard at 6'5" ... brought a college-ready game to Bucknell ... good defender and elite shooter ... can contribute at a number of spots on the floor ... hit 8-16 3FG and averaged 8.0 ppg on Bucknell's trip to Europe in the summer of 2018.

**2019-20**

Made 1st career start on opening night at Fairfield and scored 7 pts., including game-clinching FTs with 0:02 left in 68-64 win. ... hit 4-8 3FG and scored 12 pts. in a home win over Hofstra ... big game at Canisius with 15 pts., 7 reb. ... hit go-ahead 3FG with 0:43 left, but Canisius came back to win.

2018-19

Appeared in all 33 games off the bench as a freshman guard ... averaged 4.7 ppg, 1.5 rpg ... shot 40.7 FG%/34.7 3FG%/66.7 FT% ... missed first 12 3FG attempts, then shot 39.5% the rest of the way ... five double-digit scoring games ... collegiate debut on opening night at St. Bonaventure, playing 11 min. ... first collegiate bucket was a jumper vs. Canisius ... made first 2 career 3FGs vs. Monmouth ... hit 2 first-half 3FGs at Ohio State ... then-season-high 11 pts. (all in 1st half) vs. UNLV at Diamond Head Classic ... named Patriot League Rookie of the Week after that performance ... had a 6-8 3FG stretch after 0-12 start to season ... scored 10 pts. (4-8 FG, 2-5 3FG) at American ... terrific game at Lafayette with 15 pts. (7-9 FG), 5 reb. ... scored 7 pts., all in a 2-min. span in the 2nd half, in road win at Loyola ... monster game in home win over Lafayette with 21 pts. (8-9 FG, 5-6 3FG) in 17 min. ... in 2G vs. Lafayette scored 36 pts. on 15-18 FG ... led team with 17 pts. (5-10 FG, 5-9 3FG, 2-2 FT) in home win over Army, including 2 3FGs and 2 FTs in final 5:09 that helped Bucknell rally from 14 down to win the regular-season finale ... hit 3 3FGs for 9 pts. in PL Tournament win over Holy Cross ... with Bucknell down 5 in 2nd half, hit back-to-back 3FGs to give the Bison the lead.

HIGH SCHOOL/PERSONAL

Andrew David Funk ... born Sept. 21, 1999 in Warrington, Pa. ... son of Theresa and Albert Funk ... one of five brothers ... has two older brothers, Matt and Tommy, and younger twin brothers Albert and Michael ... Tommy is the point guard at Army West Point and will be a senior in 2019-20 ... enjoyed a standout career at Archbishop Wood High School ... team captain as a senior, when he was named the Philadelphia Catholic League Player of the Year by the Markward Memorial Basketball Club ... First Team All-PCL selection ... named Second Team All-Southeast Pennsylvania ... as a junior, was named Sixth Man of the Year by the *Philadelphia Inquirer* after helping a 28-3 Vikings team to their first-ever Philadelphia Catholic League championship, the District 12 title and eventually the Class 5A PIAA state championship ... even in a reserve role on a senior-laden team, scored in double figures 11 times, including a 10-point game against Meadville in the state championship game ... studying in the Freeman College of Management ... named to 2019 Patriot League Academic Honor Roll.

FUNK'S CAREER HIGHS

Points:	21	vs. Lafayette	2/24/2019
Rebounds:	7	twice	
Assists:	3	twice	
Steals:	2	twice	
Blocks:	2	vs. Vermont	11/10/2019
FG Made:	8	vs. Lafayette	2/24/2019
FG Attempted:	11	at Canisius	11/16/2019
3-pt FG Made:	5	twice	
3-pt FG Attempted:	9	vs. Army	3/2/2019
FT Made:	4	vs. Lehigh	3/10/2019
FT Attempted:	4	vs. Lehigh	3/10/2019

FUNK'S SEASON HIGHS

Points:	15	at Canisius	11/16/2019
Rebounds:	7	twice	
Assists:	3	vs. Hofstra	11/13/2019
Steals:	0		
Blocks:	2	vs. Vermont	11/10/2019
FG Made:	6	at Canisius	11/16/2019
FG Attempted:	11	at Canisius	11/16/2019
3-pt FG Made:	4	vs. Hofstra	11/13/2019
3-pt FG Attempted:	8	vs. Hofstra	11/13/2019
FT Made:	2	at Fairfield	11/5/2019
FT Attempted:	2	at Fairfield	11/5/2019

FUNK'S CAREER STATISTICS

Year	G	GS	Min.	Avg.	FGM	FGA	Pct.	3FGM	3FGA	Pct.	FTM	FTA	Pct.	OR	DR	Reb.	RPG	PF	DQ	A	TO	BK	ST	Pts.	PPG
2018-19	33	0	472	14.3	57	140	.407	34	98	.347	6	9	.667	6	44	50	1.5	22	0	24	21	1	9	154	4.7
2019-20	4	4	129	32.2	15	33	.455	9	24	.375	2	2	1.000	1	17	18	4.5	7	0	8	2	2	1	41	10.3
TOTAL	37	4	601	16.2	72	173	.416	43	122	.352	8	11	.727	7	61	68	1.8	29	0	32	23	3	10	195	5.3

ANDREW FUNK CAREER GAME-BY-GAME

FUNK'S 2019-20 GAME-BY-GAME STATISTICS

Opponent	Min.	FG-A	Pct.	3FG-A	Pct.	FT-A	Pct.	RB	PF	A	TO	B	S	PTS
Fairfield	35	2-5	.400	1-4	.250	2-2	1.000	1	2	1	1	0	0	7
Vermont	35	3-8	.375	1-5	.200	0-0	—	7	1	2	1	2	0	7
Hofstra	31	4-9	.444	4-8	.500	0-0	—	3	3	3	0	0	0	12
Canisius	28	6-11	.545	3-7	.429	0-0	—	7	1	2	0	0	1	15
Penn State														
Syracuse														
Seattle														
Yale/WMU														
Princeton														
Rider														
Albany														
Siena														
La Salle														
Army*														
Lafayette*														
Navy*														
Holy Cross*														
American*														
Lehigh*														
Colgate*														
Loyola*														
Army*														
Boston U.*														
Lafayette*														
Loyola*														
Navy*														
American*														
Holy Cross*														
Lehigh*														
Colgate*														
Boston U.*														

* Patriot League game ^ Patriot League Tournament Games started in **bold**

FUNK'S 2018-19 GAME-BY-GAME STATISTICS

Opponent	Min.	FG-A	Pct.	3FG-A	Pct.	FT-A	Pct.	RB	PF	A	TO	B	S	PTS
St. Bona	11	0-4	.000	0-3	.000	0-0	—	0	0	0	0	0	0	0
Fairfield	12	0-1	.000	0-1	.000	0-0	—	2	2	1	0	0	0	0
Canisius	21	1-5	.200	0-4	.000	0-1	.000	1	1	0	1	0	1	2
Vermont	13	0-0	—	0-0	—	0-0	—	1	0	0	0	0	0	0
Northeastern	19	1-5	.200	0-2	.000	0-0	—	0	0	2	0	0	0	2
Monmouth	14	2-4	.500	2-4	.500	0-0	—	1	0	0	2	0	1	6
La Salle	13	2-4	.500	2-3	.667	0-0	—	3	0	2	4	0	0	6
Ohio State	7	2-3	.667	2-3	.667	0-0	—	0	0	0	0	0	0	6
St. Mary's	12	0-3	.000	0-3	.000	0-0	—	1	2	2	0	0	0	0
Rhode Island	12	1-4	.250	1-3	.333	0-0	—	3	1	0	2	0	0	3
TCU	6	0-1	.000	0-1	.000	0-0	—	0	0	0	0	0	0	0
UNLV	16	4-8	.500	3-5	.600	0-0	—	3	0	1	0	0	0	11
Army*	11	1-3	.333	1-3	.333	0-0	—	1	1	0	1	0	0	3
Boston U.*	12	0-5	.000	0-2	.000	0-0	—	3	1	1	0	0	0	0
Colgate*	5	1-4	.250	0-2	.000	0-0	—	0	0	0	0	0	1	2
American*	9	1-3	.333	1-3	.333	0-0	—	1	0	0	0	0	0	3
Holy Cross*	15	2-5	.400	0-3	.000	0-0	—	1	0	3	0	0	0	4
Lehigh*	10	1-1	1.000	1-1	1.000	0-0	—	0	0	0	0	0	0	3
Loyola*	16	0-0	—	0-0	—	0-0	—	1	0	0	0	0	0	0
American*	15	4-8	.500	2-5	.400	0-1	.000	1	2	0	1	0	0	10
Navy*	17	1-5	.200	0-3	.000	0-1	.000	1	1	2	2	0	2	2
Lafayette*	20	7-9	.778	1-2	.500	0-0	—	5	0	2	1	0	0	15
Loyola*	17	3-5	.600	1-2	.500	0-0	—	2	1	1	0	0	0	7
Boston U.*	17	0-5	.000	0-4	.000	0-0	—	1	0	2	2	0	1	0
Lehigh*	7	0-1	.000	0-1	.000	0-0	—	2	2	0	0	0	0	0
Holy Cross*	11	2-4	.500	1-3	.333	0-0	—	3	1	2	1	0	0	5
Colgate*	12	1-2	.500	1-1	1.000	0-0	—	1	1	0	0	0	0	3
Lafayette*	17	8-9	.889	5-6	.833	0-0	—	2	1	0	0	1	0	21
Navy*	18	2-6	.333	1-5	.200	0-0	—	2	1	1	0	0	0	5
Army*	24	5-10	.500	5-9	.556	2-2	1.000	3	0	0	2	0	0	17
Holy Cross^	23	3-7	.429	3-7	.429	0-0	—	2	0	1	0	0	2	9
Lehigh^	22	0-2	.000	0-2	.000	4-4	1.000	1	3	1	0	0	0	4
Colgate^	20	2-4	.500	1-2	.500	0-0	—	2	1	0	1	0	1	5

* Patriot League game ^ Patriot League Tournament Games started in **bold**

#12 • JOHN MEEKS • JUNIOR • FORWARD • 6-6 • 230 • BURLINGTON, N.C. • BURLINGTON SCHOOL

Energetic, physical forward who can mix it up inside or knock down the perimeter shot ... battled some injuries last season, but provided instant offense when on the floor ... extremely hard worker with a high basketball IQ ... smooth left-handed shooting stroke ... came to Bucknell from a very successful high school program.



2019-20

One of team's top scorers even in a "sixth man" role ... major contributor off the bench in opening-night win at Fairfield, scoring 19 pts. (7-14 FG, 3-4 3FG, 2-3 FT) in 26 min. ... equaled previous career high of 14 pts. in 1st half alone ... added 16 pts. (5-10 FG, 6-7 FT) next time out vs. Vermont ... tallied 12 pts. and career-high 7 reb. in home win over Hofstra ... 12 pts. and career-high 9 reb. at Canisius.

2018-19

Battled through injuries to become a key player off the bench for the Bison ... missed all of preseason practice and the first 7G of the season due to injury, but when he returned he averaged 5.7 ppg and 1.8 rpg in 11.7 mpg ... came in looking to score and averaged 19.5 pts. and 15.3 FGA per 40 minutes ... shot 49.6 FG%/48.5 3FG%/77.8 FT% ... hit 16-33 from the arc, including 6-8 over the final 4G of the season ... made season debut at Ohio State on Dec. 15 and tallied 7 pts., 3 reb. in 16 min. ... followed that up by hitting 4-4 FG (1-1 3FG) for 9 pts. at Saint Mary's ... 7 pts. in 9 min. in win over UNLV ... notched 6 pts., 6 reb. in 17 min. in win at Army ... 8 pts. in 14 min. at Boston University ... logged 9 pts. in 17 min. in home win over Colgate ... 9 pts. in 15 min. in home win over Navy ... scored then-career-high 10 pts. (4-4 FG, 2-2 3FG), all in 1st half, vs. Boston U. ... made it 2 straight 10-pt. games (3-7 FG, 4-4 FT) in home win over Lehigh ... scored 8 pts. in 8 min. in home win vs. Army ... huge game vs. Holy Cross in PL quarterfinals with career-high 14 pts. (6-8 FG, 1-1 3FG, 1-1 FT) in 21 min. ... scored 12 pts. in 2nd half ... 8 pts. (3-4 FG, 2-3 3FG) in PL championship game at Colgate ... tallied 28 pts. in 49 min. in PL Tournament.

2017-18

Appeared in 28 games as a freshman ... totaled 53 points, 26 rebounds ... shot 52.2 FG% ... made collegiate debut on opening night at Monmouth ... logged 8 pts. (4-6 FG), 5 reb. in 16 min. in win over Siena ... scored 9 pts. (4-5 FG) and hit his first career 3FG in 7 min. in win at Richmond ... 7 pts. (3-3 FG, 1-1 3FG) in PL semifinal win over Boston U.

HIGH SCHOOL/PERSONAL

John Robert Meeks ... born March 16, 1999 in Winston-Salem, N.C. ... son of Cliff and Betsy Meeks ... has two younger sisters, Anna and Alie ... competed in basketball, baseball and track & field at The Burlington School ... captained the basketball and baseball teams ... two-time all-state selection for coach Ron Johnson ... three-time all-conference selection ... two-time *Times-News* All-Region selection and Player of the Year ... as a senior averaged 18.2 points per game while leading his team to an undefeated season and its second North Carolina Independent Schools Athletic Association Class 1-A state title in a three-year span ... scored 23 points in the state championship game ... recorded his 1,000th career point as a junior, when he averaged 16 points and 7 rebounds per game ... in four years of high school his team went 119-6 with two state titles ... played AAU basketball with PSB Select ... majoring in psychology.

MEEKS' CAREER HIGHS				MEEKS' SEASON HIGHS			
Points:	19	at Fairfield	11/5/2019	Points:	19	at Fairfield	11/5/2019
Rebounds:	9	at Canisius	11/16/2019	Rebounds:	9	at Canisius	11/16/2019
Assists:	3	vs. Loyola	1/24/2019	Assists:	2	twice	
Steals:	2	at Canisius	11/16/2019	Steals:	2	at Canisius	11/16/2019
Blocks:	1	four times		Blocks:	1	vs. Hofstra	11/13/2019
FG Made:	7	at Fairfield	11/5/2019	FG Made:	7	at Fairfield	11/5/2019
FG Attempted:	14	twice		FG Attempted:	14	twice	
3-pt FG Made:	3	at Fairfield	11/5/2019	3-pt FG Made:	3	at Fairfield	11/5/2019
3-pt FG Attempted:	4	three times		3-pt FG Attempted:	4	twice	
FT Made:	6	vs. Vermont	11/10/2019	FT Made:	6	vs. Vermont	11/10/2019
FT Attempted:	7	vs. Vermont	11/10/2019	FT Attempted:	7	vs. Vermont	11/10/2019

MEEKS' CAREER STATISTICS																									
Year	G	GS	Min.	Avg.	FGM	FGA	Pct.	3FGM	3FGA	Pct.	FTM	FTA	Pct.	OR	DR	Reb.	RPG	PF	DQ	A	TO	BK	ST	Pts.	PPG
2017-18	28	0	169	6.0	24	46	.522	2	15	.133	3	6	.500	10	16	26	0.9	14	0	9	10	0	2	53	1.9
2018-19	26	0	305	11.7	58	117	.496	16	33	.485	17	21	.810	19	28	47	1.8	17	0	18	24	3	8	149	5.7
2019-20	4	0	101	25.3	22	48	.458	7	14	.500	10	12	.833	7	16	23	5.8	10	0	4	11	1	4	61	15.3
TOTAL	58	0	575	9.9	104	211	.493	25	62	.403	30	39	.769	36	60	96	1.7	41	0	31	45	4	14	263	4.5

JOHN MEEKS CAREER GAME-BY-GAME

MEEKS' 2019-20 GAME-BY-GAME STATISTICS

Opponent	Min.	FG-A	Pct.	3FG-A	Pct.	FT-A	Pct.	RB	PF	A	TO	B	S	PTS
Fairfield	26	7-14	.500	3-4	.750	2-3	.667	4	4	2	5	0	0	19
Vermont	26	5-10	.500	0-1	.000	6-7	.857	3	2	0	2	0	1	16
Hofstra	21	6-14	.429	2-4	.500	0-0	—	7	3	2	2	1	1	14
Canisius	27	4-10	.400	2-5	.400	2-2	1.000	9	1	0	2	0	2	12
Penn State														
Syracuse														
Seattle														
Yale/WMU														
Princeton														
Rider														
Albany														
Siena														
La Salle														
Army*														
Lafayette*														
Navy*														
Holy Cross*														
American*														
Lehigh*														
Colgate*														
Loyola*														
Army*														
Boston U.*														
Lafayette*														
Loyola*														
Navy*														
American*														
Holy Cross*														
Lehigh*														
Colgate*														
Boston U.*														

* Patriot League game ^ Patriot League Tournament Games started in **bold**

MEEKS' 2018-19 GAME-BY-GAME STATISTICS

Opponent	Min.	FG-A	Pct.	3FG-A	Pct.	FT-A	Pct.	RB	PF	A	TO	B	S	PTS
St. Bona														
Fairfield														
Canisius														
Vermont														
Northeastern														
Monmouth														
La Salle														
Ohio State	16	2-5	.400	0-2	.000	3-4	.750	3	1	0	1	0	1	7
St. Mary's	10	4-4	1.000	1-1	1.000	0-0	—	1	0	0	0	0	0	9
Rhode Island	7	2-3	.667	0-0	—	1-2	.500	4	1	0	0	0	0	5
TCU	3	0-0	—	0-0	—	0-0	—	0	0	0	1	0	0	0
UNLV	9	3-4	.750	1-2	.500	0-0	—	2	0	1	2	0	0	7
Army*	17	2-6	.333	1-3	.333	1-1	1.000	6	0	0	1	0	0	6
Boston U.*	14	3-5	.600	1-1	1.000	1-2	.500	3	0	1	1	1	0	8
Colgate*	17	4-8	.500	1-2	.500	0-0	—	0	1	0	0	1	1	9
American*	9	0-0	—	0-0	—	0-0	—	0	0	2	0	0	0	0
Holy Cross*	6	2-2	1.000	0-0	—	2-2	1.000	0	1	2	0	0	1	6
Lehigh*	9	0-2	.000	0-2	.000	0-0	—	2	0	2	1	0	0	0
Loyola*	18	1-5	.200	0-1	.000	0-0	—	1	1	3	1	0	0	2
American*	9	3-6	.500	1-1	1.000	0-0	—	1	0	0	0	0	0	7
Navy*	15	4-8	.500	1-1	1.000	0-0	—	3	1	0	3	0	0	9
Lafayette*	13	2-9	.222	0-2	.000	0-0	—	3	1	1	0	0	1	4
Loyola*	11	1-3	.333	0-0	—	1-2	.500	0	1	1	1	0	1	3
Boston U.*	12	4-4	1.000	2-2	1.000	0-0	—	0	1	0	1	0	1	10
Lehigh*	12	3-7	.429	0-0	—	4-4	1.000	3	1	0	0	0	0	10
Holy Cross*	18	3-8	.375	1-4	.250	0-0	—	6	0	1	1	0	1	7
Colgate*	9	0-2	.000	0-0	—	2-2	1.000	0	0	1	0	0	0	2
Lafayette*	4	0-1	.000	0-0	—	0-0	—	0	1	1	0	1	0	0
Navy*	7	1-4	.250	0-1	.000	0-0	—	0	1	0	1	0	0	2
Army*	8	3-4	.750	2-2	1.000	0-0	—	2	0	0	1	0	0	8
Holy Cross^	21	6-8	.750	1-1	1.000	1-1	1.000	4	1	2	3	0	0	14
Lehigh^	15	2-5	.400	1-2	.500	1-1	1.000	1	3	0	2	0	0	6
Colgate^	13	3-4	.750	2-3	.667	0-0	—	2	1	0	2	0	1	8

* Patriot League game ^ Patriot League Tournament Games started in **bold**

MEEKS' 2017-18 GAME-BY-GAME STATISTICS

Opponent	Min.	FG-A	Pct.	3FG-A	Pct.	FT-A	Pct.	RB	PF	A	TO	B	S	PTS
Monmouth	5	0-2	.000	0-1	.000	0-0	—	1	0	1	0	0	0	0
Arkansas	5	0-0	—	0-0	—	0-0	—	1	0	0	0	0	0	0
UNC	2	0-0	—	0-0	—	0-0	—	0	0	0	0	0	0	0
Maryland	5	0-1	.000	0-0	—	0-0	—	0	0	1	1	0	0	0
Siena	16	4-6	.667	0-1	.000	0-0	—	5	1	1	1	0	0	8
Ball State	3	0-1	.000	0-1	.000	1-2	.500	0	1	0	0	0	0	1
Stony Brook	5	0-0	—	0-0	—	0-0	—	0	0	0	0	0	0	0
St. Joseph's	11	3-5	.600	0-1	.000	0-0	—	0	3	1	1	0	0	6
Vermont	5	0-1	.000	0-0	—	0-0	—	1	0	0	0	0	1	0
Northeastern	12	2-3	.667	0-1	.000	0-0	—	1	0	0	0	0	0	4
VCU	11	2-4	.500	0-1	.000	0-0	—	1	0	0	1	0	0	4
Richmond	7	4-5	.800	1-2	.500	0-0	—	0	1	1	0	0	0	9
La Salle	4	0-1	.000	0-1	.000	0-0	—	0	2	0	0	0	0	0
American*	11	1-3	.333	0-1	.000	0-0	—	0	1	0	1	0	1	2
Boston U.*	2	0-0	—	0-0	—	0-0	—	0	0	1	0	0	0	0
Army*	14	2-4	.500	0-1	.000	0-0	—	5	0	1	1	0	0	4
Lafayette*	3	0-2	.000	0-1	.000	0-0	—	1	1	0	0	0	0	0
Lehigh*														
Colgate*	2	0-0	—	0-0	—	0-0	—	0	0	0	0	0	0	0
Loyola*														
Holy Cross*	7	1-2	.500	0-1	.000	1-2	.500	4	0	0	1	0	0	3
Navy*	2	0-0	—	0-0	—	0-0	—	0	0	0	0	0	0	0
Boston U.*	3	0-0	—	0-0	—	0-0	—	0	1	0	0	0	0	0
Army*														
Lafayette*	2	0-0	—	0-0	—	0-0	—	0	0	0	0	0	0	0
Lehigh*														
Colgate*														
Loyola*	9	1-1	1.000	0-0	—	0-0	—	1	1	1	1	0	0	2
Holy Cross*														
Navy*	5	1-1	1.000	0-0	—	1-2	.500	2	0	0	1	0	0	3
American*	3	0-0	—	0-0	—	0-0	—	1	1	0	0	0	0	0
Loyola^	2	0-0	—	0-0	—	0-0	—	1	0	0	0	0	0	0
Boston U.^	8	3-3	1.000	1-1	1.000	0-0	—	1	0	0	1	0	0	7
Colgate^	5	0-1	.000	0-1	.000	0-0	—	0	1	1	0	0	0	0
Michigan St.+														

* Patriot League game ^ Patriot League Tourn. + NCAA Tourn. Games started in **bold**

#13 • BRUCE MOORE • SENIOR • FORWARD • 6-8 • 208 • RANDALLSTOWN, MD. • MCDONOGH

Talented forward who can score in the paint and on the perimeter ... moves his feet well, which makes him an excellent rebounder and defender ... can defend multiple positions ... likes to attack the rim ... hard worker ... came to Bucknell from the competitive Baltimore private school league ... hails from the same high school as Hall-of-Famer Al Leslie, one of Bucknell's all-time great basketball players.

**2019-20**

Team co-captain ... scored 15 pts. (4-8 FG, 7-8 FT) in opening-night win at Fairfield ... shared team-high honors with 16 pts. in home opener vs. Vermont.

2018-19

Named to Patriot League All-Defensive Team ... started all 33 games at the power forward position ... averaged 9.6 ppg and 4.8 rpg ... shot 47.1 FG%, 34.3 3FG%, 75.8 FT% ... 16 double-digit scoring games, 5 double-digit rebounding games and 4 double-doubles ... recorded 9 pts. in opening-night win at St. Bonaventure, including 5 big ones in OT as well as a key layup with 1:23 left in regulation that cut Bucknell's deficit to 2 ... scored 14 of his 16 pts. in the second half, including 4-4 3FG, to help Bucknell rally from 13 pts. down to win at Vermont ... hit a tiebreaking 3FG with 4:22 remaining to give the Bison the lead for good ... also helped limit Vermont star Anthony Lamb (21.7 ppg) to 13 pts. on 2-14 FG ... recorded second straight 16-pt. game vs. Northeastern ... matched career high with 18 pts. at Saint Mary's, hitting on 5-9 FG, 2-2 3FG, 6-6 FT ... hit 18 pts. one game later in win over Rhode Island at Diamond Head Classic ... also had 7 reb., 2 stl. vs. Rams and had game-winning tip-in with 1:08 to play ... 11 pts. in rout of UNLV ... scored 10 straight Bison pts. in 2nd half and finished with 16 at Boston U. ... pulled down career-high 15 reb. in home win over American ... added 10 pts. for his first career double-double ... followed that up with a 10-reb. performance along with 8 pts., 2 asst. in home win over Holy Cross ... big game in win at Lehigh with career-high 19 pts. (7-12 FG, 2-3 3FG), 8 reb. ... also set career highs for FGM and FGA ... double-doubles on 3 consecutive Saturdays at American (11 pts., 11 reb.), at Lafayette (11 pts., 10 reb.), vs. Boston U. (10 pts., 10 reb.) ... went 7-7 FG and had 16 pts., 5 reb., 3 asst. in home rout of Lafayette ... scored all 10 of his pts. in 2nd half in PL semifinal win over Lehigh ... 9 pts. in PL final at Colgate.

2017-18

Played in 30 games with 22 starts ... averaged 5.6 ppg, 2.2 rpg, 0.8 bpg ... shot 42.6 FG%, 32.8 3GF%, 74.5 FT% ... ranked 10th in Patriot League in blocked shots ... made 1st career start at Maryland ... scored 14 pts. (3-4 FG, 2-2 3FG, 6-6 FT) in win over Siena ... recorded 9 pts. in career-high 31 min. in 87-83 home win over Ball State, with 6 pts. coming in last 2:43 ... put Bison ahead for good with 2 FTs with 1:48 left, then sealed it with a breakaway jam with 0:15 remaining ... tallied 10 pts., 6 reb. in win at Stony Brook ... broke a 58-58 tie with a 3FG that ignited a game-changing 8-0 run vs. Vermont ... scored career-high 18 pts. (5-7 FG, 3-4 3FG, 5-6 FT) with 5 reb., 3 blk. vs. Boston University ... followed that up with 17 pts., including career-best 4 3FGs, in road win at Army ... after 22 straight starts returned to a reserve role in a dramatic home win over Colgate and played well ... had 6 pts., 4 reb., 2 asst., 2 stl. ... assisted on Kimbal Mackenzie's 3FG at the buzzer in the 65-64 win ... tallied 10 pts. (3-4 FG, 1-2 3FG, 3-3 FT) in home win over Navy.

2016-17

Played in every game as a freshman, with his biggest impact coming at the defensive end ... recorded 3.6 ppg, 1.6 rpg while shooting 42.6 FG%, 34.2 3FG% (13-38), 74.4 FT% ... made collegiate debut vs. Manhattan and had 2 blk., 1 reb. in 3 min. ... first career pts. came on a 3FG at Wake Forest ... scored 7 pts. (3-5 FG) in 15 min. at Butler ... hit a 3FG and finished with 5 pts., 4 reb. in win over Norfolk State ... went 2-2 3FG for 6 pts. in home win over Army ... played then-season-high 20 min. at American, playing strong defense down the stretch and hitting 2 go-ahead FTs with 6:53 left ... big day at Colgate, with 10 pts. (4-4 FG, 2-2 3FG), 6 reb., 1 stl. in 19 min. ... 4 of 6 reb. came at offensive end ... 8 pts., 5 reb. (3 OR) at Lafayette ... big game in title-clinching road win at Boston U., with 9 pts., 3 reb. (all OR), 3 blk. ... best game of season came in home win over Navy, 14 pts. (3-7 FG, 8-9 FT), 7 reb., in regular-season finale ... helped punctuate the PL championship game win over Lehigh with a late dunk.

HIGH SCHOOL/PERSONAL

Full name is Bruce Douglas Moore Jr. ... born Jan. 15, 1998 in Baltimore, Md. ... son of Laurie Moore ... has a sister, Bria ... captained the basketball team at McDonogh School in Owings Mills, Md. ... four-year varsity starter who helped get McDonogh back to the postseason after some down years ... First Team All-MIAA selection ... averaged nearly 17 points per game as a senior ... tallied 13 points, 12 rebounds, 3 blocks and 4 assists per game as a junior ... played AAU ball for Baltimore Elite and Maryland 3D ... majoring in Spanish.

MOORE'S CAREER HIGHS

Points:	19	at Lehigh	1/19/2019
Rebounds:	15	vs. American	1/12/2019
Assists:	3	three times	
Steals:	2	four times	
Blocks:	3	three times	
FG Made:	7	twice	
FG Attempted:	12	twice	
3-pt FG Made:	4	twice	
3-pt FG Attempted:	7	at Army West Point	1/5/2018
FT Made:	8	vs. Navy	2/25/2017
FT Attempted:	9	twice	

MOORE'S SEASON HIGHS

Points:	16	vs. Vermont	11/10/2019
Rebounds:	6	at Canisius	11/16/2019
Assists:	2	at Canisius	11/16/2019
Steals:	1	at Fairfield	11/5/2019
Blocks:	1	three times	
FG Made:	5	vs. Vermont	11/10/2019
FG Attempted:	8	twice	
3-pt FG Made:	0		
3-pt FG Attempted:	4	at Fairfield	11/5/2019
FT Made:	7	at Fairfield	11/5/2019
FT Attempted:	8	vs. Vermont	11/10/2019

MOORE'S CAREER STATISTICS

Year	G	GS	Min.	Avg.	FGM	FGA	Pct.	3FGM	3FGA	Pct.	FTM	FTA	Pct.	OR	DR	Reb.	RPG	PF	DQ	A	TO	BK	ST	Pts.	PPG
2016-17	35	0	440	12.6	40	94	.426	13	38	.342	32	43	.744	26	30	56	1.6	62	1	11	20	14	5	125	3.6
2017-18	30	22	651	21.7	52	122	.426	22	67	.328	41	55	.745	29	38	67	2.2	77	1	12	26	25	9	167	5.6
2018-19	33	33	854	25.9	97	206	.471	24	70	.343	100	132	.758	44	114	158	4.8	106	4	29	43	12	14	318	9.6
2019-20	4	4	95	23.8	12	26	.462	0	7	.000	18	23	.783	8	3	11	2.8	14	1	4	11	3	1	42	10.5
TOTAL	102	59	2040	20.0	201	448	.449	59	182	.324	191	253	.755	107	185	292	2.9	259	7	56	100	54	29	652	6.4

BRUCE MOORE CAREER GAME-BY-GAME

MOORE'S 2019-20 GAME-BY-GAME STATISTICS

Opponent	Min.	FG-A	Pct.	3FG-A	Pct.	FT-A	Pct.	RB	PF	A	TO	B	S	PTS
Fairfield	27	4-8	.500	0-4	.000	7-8	.875	1	2	0	1	1	1	15
Vermont	31	5-8	.625	0-1	.000	6-8	.750	2	5	1	3	1	0	16
Hofstra	11	1-3	.333	0-0	—	3-4	.750	2	4	1	0	0	0	5
Canisius	27	2-7	.286	0-2	.000	2-3	.667	6	3	2	7	1	0	6
Penn State														
Syracuse														
Seattle														
Yale/WMU														
Princeton														
Rider														
Albany														
Siena														
La Salle														
Army*														
Lafayette*														
Navy*														
Holy Cross*														
American*														
Lehigh*														
Colgate*														
Loyola*														
Army*														
Boston U.*														
Lafayette*														
Loyola*														
Navy*														
American*														
Holy Cross*														
Lehigh*														
Colgate*														
Boston U.*														

* Patriot League game ^ Patriot League Tournament Games started in bold

MOORE'S 2018-19 GAME-BY-GAME STATISTICS

Opponent	Min.	FG-A	Pct.	3FG-A	Pct.	FT-A	Pct.	RB	PF	A	TO	B	S	PTS
St. Bona	24	3-4	.750	1-1	1.000	2-5	.400	4	4	0	3	0	0	9
Fairfield	23	1-6	.167	0-2	.000	2-2	1.000	3	4	1	2	1	0	4
Canisius	23	0-4	.000	0-1	.000	4-4	1.000	1	2	3	3	0	0	4
Vermont	23	5-8	.625	4-5	.800	2-2	1.000	2	3	0	0	0	0	16
Northeastern	26	6-9	.667	1-3	.333	3-7	.429	3	0	1	1	0	0	16
Monmouth	20	2-4	.500	1-2	.500	0-0	—	3	3	1	0	0	0	5
La Salle	18	2-2	1.000	1-1	1.000	3-4	.750	3	4	1	2	0	1	8
Ohio State	25	1-3	.333	1-3	.333	4-6	.667	3	4	0	1	1	0	7
St. Mary's	26	5-9	.556	2-2	1.000	6-6	1.000	4	1	1	0	0	1	18
Rhode Island	30	5-7	.714	2-4	.500	6-8	.750	7	3	0	4	0	2	18
TCU	34	4-7	.571	0-2	.000	0-0	—	4	1	0	2	0	1	8
UNLV	26	4-7	.571	2-3	.667	1-2	.500	3	3	0	3	0	0	11
Army*	23	0-6	.000	0-2	.000	0-0	—	3	5	0	3	0	0	0
Boston U.*	25	6-9	.667	0-2	.000	4-4	1.000	5	3	1	1	1	0	16
Colgate*	20	2-4	.500	2-3	.667	1-2	.500	2	5	1	0	0	0	7
American*	31	3-10	.300	0-1	.000	4-7	.571	15	3	1	1	1	0	10
Holy Cross*	30	2-3	.667	1-2	.500	3-3	1.000	10	3	2	1	1	1	8
Lehigh*	31	7-12	.583	2-3	.667	3-5	.600	8	2	0	1	0	0	19
Loyola*	18	4-6	.667	1-2	.500	2-2	1.000	3	4	0	0	0	0	11
American*	34	3-12	.250	1-6	.167	4-6	.667	11	4	1	1	0	1	11
Navy*	19	1-4	.250	0-2	.000	2-2	1.000	3	4	1	1	0	0	4
Lafayette*	24	2-7	.286	1-4	.250	6-8	.750	10	4	1	0	2	1	11
Loyola*	29	2-8	.250	0-3	.000	7-8	.875	5	1	3	2	2	0	11
Boston U.*	32	3-7	.429	0-1	.000	4-4	1.000	10	4	1	1	1	0	10
Lehigh*	32	3-8	.375	0-2	.000	6-9	.667	3	3	1	0	0	0	12
Holy Cross*	22	3-4	.750	0-0	—	1-1	1.000	2	5	0	3	0	0	7
Colgate*	32	3-6	.500	0-1	.000	1-2	.500	9	3	1	2	0	2	7
Lafayette*	21	7-7	1.000	1-1	1.000	1-3	.333	5	0	3	0	1	0	16
Navy*	31	3-9	.333	0-2	.000	3-3	1.000	5	4	1	0	0	2	9
Army*	32	2-5	.400	0-1	.000	2-2	1.000	2	4	1	0	1	1	6
Holy Cross^	15	0-0	—	0-0	—	0-0	—	2	4	1	2	0	0	0
Lehigh^	22	2-3	.667	0-0	—	6-7	.857	3	4	0	2	0	1	10
Colgate^	31	1-6	.167	0-3	.000	7-8	.875	2	5	1	1	0	0	9

* Patriot League game ^ Patriot League Tournament Games started in bold

MOORE'S 2017-18 GAME-BY-GAME STATISTICS

Opponent	Min.	FG-A	Pct.	3FG-A	Pct.	FT-A	Pct.	RB	PF	A	TO	B	S	PTS
Monmouth	13	2-4	.500	1-2	.500	0-0	—	0	2	1	1	0	1	5
Arkansas	15	0-2	.000	0-1	.000	0-0	—	0	2	0	0	2	1	0
UNC	10	1-1	1.000	0-0	—	0-0	—	2	3	0	0	1	0	2
Maryland	15	1-2	.500	0-1	.000	1-2	.500	0	2	0	1	0	0	3
Siena	20	3-4	.750	2-2	1.000	6-6	1.000	3	2	0	1	0	1	14
Ball State	31	3-6	.500	1-3	.333	2-2	1.000	3	1	0	1	0	0	9
Stony Brook	29	2-6	.333	2-5	.400	4-4	1.000	6	3	0	3	1	0	10
St. Joseph's	26	2-11	.182	0-4	.000	1-2	.500	4	4	1	0	0	0	5
Vermont	32	2-6	.333	2-5	.400	2-2	1.000	4	3	1	0	0	0	8
Northeastern	23	0-1	.000	0-0	—	0-0	—	2	3	0	2	0	1	0
VCU		DNP												
Richmond	7	0-2	.000	0-1	.000	0-0	—	0	3	0	0	0	0	0
La Salle	17	0-2	.000	0-2	.000	0-0	—	0	4	0	1	0	1	0
American*	19	3-4	.750	0-1	.000	0-0	—	4	3	1	2	3	0	6
Boston U.*	30	5-7	.714	3-4	.750	5-6	.833	5	3	1	1	3	0	18
Army*	34	4-7	.571	4-7	.571	5-6	.833	1	0	0	2	0	2	17
Lafayette*	38	1-4	.250	1-4	.250	0-0	—	2	2	1	1	1	0	3
Lehigh*	29	3-8	.375	0-4	.000	1-2	.500	5	3	0	1	1	0	7
Colgate*	18	0-2	.000	0-2	.000	0-0	—	2	2	1	1	1	1	0
Loyola*	22	3-3	1.000	0-0	—	2-2	1.000	2	3	1	0	1	0	8
Holy Cross*	21	2-4	.500	1-3	.333	0-0	—	2	2	0	1	1	0	5
Navy*	22	1-3	.333	1-2	.500	0-2	.000	0	4	0	0	1	0	3
Boston U.*	21	3-6	.500	0-1	.000	1-2	.500	2	2	0	0	1	0	7
Army*	16	0-0	—	0-0	—	0-3	.000	2	2	0	3	0	0	0
Lafayette*	25	2-3	.667	1-1	1.000	0-0	—	3	1	0	1	1	0	5
Lehigh*	21	0-4	.000	0-2	.000	2-2	1.000	2	5	0	1	1	0	2
Colgate*	24	1-3	.333	0-2	.000	4-5	.800	4	1	2	1	1	2	6
Loyola*	13	0-5	.000	0-2	.000	1-2	.500	4	4	0	0	2	0	1
Holy Cross*	19	3-6	.500	1-3	.333	0-0	—	1	4	0	1	0	0	7
Navy*	23	3-4	.750	1-2	.500	3-3	1.000	1	1	0	0	1	1	10
American*	18	2-2	1.000	1-1	1.000	1-2	.500	1	3	2	2	0	0	6
Loyola^		DNP												
Boston U.^		DNP												
Colgate^		DNP												
Michigan St.+		DNP												


* Patriot League game ^ Patriot League Turn. + NCAA Turn. Games started in bold

MOORE'S 2016-17 GAME-BY-GAME STATISTICS

Opponent	Min.	FG-A	Pct.	3FG-A	Pct.	FT-A	Pct.	RB	PF	A	TO	B	S	PTS
Manhattan	3	0												

#0 • PAUL NEWMAN • JUNIOR • CENTER • 6-9 • 245 • PHILADELPHIA, PA. • ST. ANDREW'S (R.I.)

Big, strong frontcourt player out of basketball-rich Philadelphia ... played a key role as the backup center to Nate Sestina last season, and is now poised for an even larger role as a junior ... lefty shooter with good moves in the post ... played at powerful Roman Catholic H.S. ... did a postgrad year at St. Andrew's School and averaged a double-double for a 20-win team ... played very well on Bucknell's trip to Europe in the summer of 2018 ... made 15-21 FG (.714) and averaged 13.3 ppg and 7.7 rpg.



2019-20

Earned the starting center spot on opening night ... grabbed a then-career-high 11 reb. to go with 6 pts. in home opener vs. Vermont ... eclipsed that mark with 14 pts. one game later vs. Hofstra ... leads PL in rebounding (8.5).

2018-19

Played in all 33 games as Bucknell's backup center and made two early-season starts in place of the injured Nate Sestina ... averaged 3.7 ppg, 3.0 rpg, 1.1 bpg ... even though he averaged 12.8 mpg, ranked 4th in the Patriot League in blocked shots ... shot 49.5 FG% ... got off to a nice start, posting a career-high 10 pts. (3-3 FG, 4-7 FT) in an opening-night win at St. Bonaventure ... scored 10 straight Bucknell pts. in a span of 3:29 in the 2nd half, helping to spark a comeback from a 13-pt. deficit ... made first career start vs. Fairfield with Nate Sestina sidelined with an injury and logged 12 pts., 7 reb., 4 blk. ... duplicated those numbers one game later vs. Canisius with 13 pts. (5-7 FG), 7 reb., 4 blk. ... went 9-10 FT and finished with 11 pts. vs. Northeastern ... blocked 3 shots in 9 min. at La Salle ... strong effort in win over UNLV at Diamond Head Classic with 8 pts., 4 reb., 3 blk. in 16 min. ... 3 blks. in home win over Colgate, all coming in one defensive possession ... played a big role in Bucknell's win at Lehigh ... with Sestina out with 2 early fouls, scored 10 pts. in the 1st half before finishing with 10 pts., 7 reb. ... tallied 8 pts., 7 reb., 3 blk. in 22 min. in home win over Navy.

2017-18

Appeared in 20 games as a backup center ... totaled 14 pts., 18 reb. while shooting 44.4 FG% ... made collegiate debut at Arkansas ... saw 1st-half action at Maryland and was on floor for a 10-2 Bison run ... blocked a shot and grabbed 3 reb. in win over Siena ... scored 1st career points with 2 FTs in home win over Holy Cross.

HIGH SCHOOL/PERSONAL

Paul Jerome Newman ... also goes by the nickname "Tre" ... born July 27, 1998 in Philadelphia ... parents are Paul and Yvette Newman ... four-year varsity letterman for coach Chris McNesby at Roman Catholic in Philadelphia ... was part of a program that captured two Class AAAA state championships, two Philadelphia Catholic League titles, and four City titles ... spent the 2016-17 season doing a postgraduate year at St. Andrew's School in Barrington, R.I. ... averaged 16.8 points, 12.5 rebounds and 1.5 blocked shots while leading the team to a 20-8 record ... earned NEPSAC All-New England Honorable Mention ... ranked as the No. 2 recruit in the state of Rhode Island for the Class of 2017 by New England Recruiting Report ... played AAU basketball for Team Final ... majoring in psychology.

NEWMAN'S CAREER HIGHS

Points:	13	vs. Canisius	11/13/2018
Rebounds:	14	vs. Hofstra	11/13/2019
Assists:	2	twice	
Steals:	2	twice	
Blocks:	4	twice	
FG Made:	5	twice	
FG Attempted:	11	vs. Fairfield	11/11/2018
3-pt FG Made:	0		
3-pt FG Attempted:	0		
FT Made:	9	vs. Northeastern	11/28/2018
FT Attempted:	10	vs. Northeastern	11/28/2018

NEWMAN'S SEASON HIGHS

Points:	8	vs. Hofstra	11/13/2019
Rebounds:	14	vs. Hofstra	11/13/2019
Assists:	2	at Canisius	11/16/2019
Steals:	1	at Canisius	11/16/2019
Blocks:	2	at Fairfield	11/5/2019
FG Made:	4	vs. Hofstra	11/13/2019
FG Attempted:	7	vs. Hofstra	11/13/2019
3-pt FG Made:	0		
3-pt FG Attempted:	0		
FT Made:	3	at Canisius	11/16/2019
FT Attempted:	4	at Canisius	11/16/2019

NEWMAN'S CAREER STATISTICS

Year	G	GS	Min.	Avg.	FGM	FGA	Pct.	3FGM	3FGA	Pct.	FTM	FTA	Pct.	OR	DR	Reb.	RPG	PF	DQ	A	TO	BK	ST	Pts.	PPG
2017-18	20	0	74	3.7	4	9	.444	0	0	.000	6	13	.462	3	15	18	0.9	8	0	2	7	2	4	14	0.7
2018-19	33	2	424	12.8	46	93	.495	0	0	.000	31	57	.544	28	70	98	3.0	81	2	13	27	37	13	123	3.7
2019-20	4	4	67	16.8	8	20	.400	0	0	.000	3	6	.500	11	23	34	8.5	13	0	3	7	2	1	19	4.8
TOTAL	57	6	565	9.9	58	122	.475	0	0	.000	40	76	.526	42	108	150	2.6	102	2	18	41	41	18	156	2.7

PAUL NEWMAN CAREER GAME-BY-GAME

NEWMAN'S 2019-20 GAME-BY-GAME STATISTICS

Opponent	Min.	FG-A	Pct.	3FG-A	Pct.	FT-A	Pct.	RB	PF	A	TO	B	S	PTS
Fairfield	11	0-4	.000	0-0	—	0-0	—	4	4	1	1	2	0	0
Vermont	17	3-6	.500	0-0	—	0-2	.000	11	4	0	1	0	0	6
Hofstra	23	4-7	.571	0-0	—	0-0	—	14	3	0	2	0	0	8
Canisius	17	1-3	.333	0-0	—	3-4	.750	5	2	2	3	0	1	5
Penn State														
Syracuse														
Seattle														
Yale/WMU														
Princeton														
Rider														
Albany														
Siena														
La Salle														
Army*														
Lafayette*														
Navy*														
Holy Cross*														
American*														
Lehigh*														
Colgate*														
Loyola*														
Army*														
Boston U.*														
Lafayette*														
Loyola*														
Navy*														
American*														
Holy Cross*														
Lehigh*														
Colgate*														
Boston U.*														

* Patriot League game ^ Patriot League Tournament Games started in **bold**

NEWMAN'S 2018-19 GAME-BY-GAME STATISTICS

Opponent	Min.	FG-A	Pct.	3FG-A	Pct.	FT-A	Pct.	RB	PF	A	TO	B	S	PTS
St. Bona	15	3-3	1.000	0-0	—	4-7	.571	2	4	0	2	1	0	10
Fairfield	35	4-11	.455	0-0	—	4-6	.667	7	2	0	2	4	1	12
Canisius	27	5-7	.714	0-0	—	3-5	.600	7	4	1	3	4	0	13
Vermont	19	3-7	.429	0-0	—	0-0	—	4	3	0	0	1	0	6
Northeastern	22	1-3	.333	0-0	—	9-10	.900	3	3	0	2	2	1	11
Monmouth	9	1-1	1.000	0-0	—	0-0	—	2	4	0	0	1	0	2
La Salle	9	1-1	1.000	0-0	—	0-1	.000	1	3	1	0	3	0	2
Ohio State	23	1-3	.333	0-0	—	1-2	.500	3	2	1	2	0	1	3
St. Mary's	13	0-3	.000	0-0	—	0-0	—	2	3	0	1	1	0	0
Rhode Island	14	2-3	.667	0-0	—	0-0	—	4	4	0	0	0	0	4
TCU	9	0-1	.000	0-0	—	1-2	.500	4	4	0	2	0	0	1
UNLV	16	4-6	.667	0-0	—	0-2	.000	4	2	0	0	3	0	8
Army*	6	1-1	1.000	0-0	—	0-1	.000	2	1	0	0	0	1	2
Boston U.*	8	0-0	—	0-0	—	0-2	.000	3	2	1	0	1	0	0
Colgate*	8	0-1	.000	0-0	—	0-0	—	2	1	0	3	3	1	0
American*	15	2-2	1.000	0-0	—	1-2	.500	4	2	0	1	1	1	5
Holy Cross*	6	0-0	—	0-0	—	0-0	—	0	5	0	0	0	2	0
Lehigh*	20	5-9	.556	0-0	—	0-1	.000	7	2	1	0	1	0	10
Loyola*	3	0-1	.000	0-0	—	0-0	—	0	3	1	0	0	0	0
American*	9	1-2	.500	0-0	—	0-0	—	0	5	0	0	0	0	2
Navy*	22	2-3	.667	0-0	—	4-8	.500	7	2	0	0	3	0	8
Lafayette*	10	0-0	—	0-0	—	0-0	—	2	2	1	2	0	0	0
Loyola*	12	1-3	.333	0-0	—	0-0	—	3	1	1	0	0	2	2
Boston U.*	11	2-4	.500	0-0	—	1-2	.500	1	2	0	1	1	0	5
Lehigh*	13	1-2	.500	0-0	—	0-0	—	3	1	0	0	1	0	2
Holy Cross*	9	2-2	1.000	0-0	—	0-0	—	3	2	0	1	1	0	4
Colgate*	11	1-5	.200	0-0	—	0-0	—	6	1	0	2	1	0	2
Lafayette*	16	1-1	1.000	0-0	—	1-1	1.000	5	3	1	1	0	0	3
Navy*	9	0-2	.000	0-0	—	0-0	—	2	3	0	1	0	1	0
Army*	9	1-2	.500	0-0	—	0-1	.000	2	2	2	0	2	1	2
Holy Cross^	5	0-2	.000	0-0	—	0-0	—	1	1	0	0	1	1	0
Lehigh^	5	0-1	.000	0-0	—	2-2	1.000	1	1	2	1	1	0	2
Colgate^	5	1-2	.500	0-0	—	0-2	.000	0	1	0	0	0	0	2

* Patriot League game ^ Patriot League Tournament Games started in **bold**

NEWMAN'S 2017-18 GAME-BY-GAME STATISTICS

Opponent	Min.	FG-A	Pct.	3FG-A	Pct.	FT-A	Pct.	RB	PF	A	TO	B	S	PTS
Monmouth														DNP
Arkansas	2	0-0	—	0-0	—	0-0	—	1	0	0	1	0	0	0
UNC														DNP
Maryland	2	0-1	.000	0-0	—	0-0	—	0	0	0	0	0	0	0
Siena	9	0-0	—	0-0	—	0-0	—	3	0	0	0	1	0	0
Ball State														DNP
Stony Brook														DNP
St. Joseph's														DNP
Vermont	2	0-0	—	0-0	—	0-2	.000	2	1	0	0	0	0	0
Northeastern	3	0-0	—	0-0	—	0-0	—	0	0	0	0	0	0	0
VCU	2	0-0	—	0-0	—	0-0	—	0	0	0	0	0	0	0
Richmond														DNP
La Salle														DNP
American*	2	0-0	—	0-0	—	0-2	.000	0	1	0	0	0	0	0
Boston U.*														DNP
Army*	6	0-0	—	0-0	—	0-0	—	2	1	0	0	0	1	0
Lafayette*														DNP
Lehigh*														DNP
Colgate*	2	0-1	.000	0-0	—	0-0	—	1	0	0	0	0	0	0
Loyola*	3	0-0	—	0-0	—	0-0	—	0	1	0	0	0	0	0
Holy Cross*	6	0-1	.000	0-0	—	2-2	1.000	4	0	0	0	0	0	2
Navy*	5	0-0	—	0-0	—	2-3	.667	0	0	0	0	0	1	2
Boston U.*	6	1-1	1.000	0-0	—	0-0	—	2	1	0	2	0	0	2
Army*														DNP
Lafayette*	1	0-0	—	0-0	—	0-0	—	0	0	0	0	0	0	0
Lehigh*														DNP
Colgate*														DNP
Loyola*	5	2-3	.667	0-0	—	1-2	.500	2	0	0	0	0	0	5
Holy Cross*														DNP
Navy*	4	0-1	.000	0-0	—	0-0	—	0	0	0	1	1	1	0
American*	4	1-1	1.000	0-0	—	0-0	—	1	0	0	0	0	0	2
Loyola^														DNP
Boston U.^	6	0-0	—	0-0	—	1-2	.500	0	3	1	3	0	1	1
Colgate^	3	0-0	—	0-0	—	0-0	—	0	0	1	0	0	0	0
Michigan St.+	1	0-0	—	0-0	—	0-0	—	0	0	0	0	0	0	0

* Patriot League game ^ Patriot League Tourn. + NCAA Tourn. Games started in **bold**

#3 • MALACHI RHODES • FRESHMAN • FORWARD • 6-8 • 225 • MARIETTA, GA. • WHEELER


High-flying forward with tremendous potential ... already one of the better rebounders in the program ... comes to Bucknell from an outstanding high school program and has a good understanding of the game ... versatile player who can guard multiple positions ... has good footwork in the post and can also step out and make shots from the arc.

2019-20

Scored 1st collegiate pts. with a put-back against Hofstra.

HIGH SCHOOL/PERSONAL

Born March 22, 2001 in St. Petersburg, Fla. ... son of Shedrick and Rhonda Rhodes ... has three siblings: older sister Shayla and younger brothers Shedrick and Isaiah ... cousin of former Florida State and Cincinnati Bengals receiver Peter Warrick ... team captain at Wheeler High School, which went 27-4 in 2017-18 and advanced to the state semifinals for the first time in school history ... in 2016-17 the squad went 25-4 and went to the state Elite 8 for the first time ... in 2019 Wheeler returned to state playoffs but was upset in the second round ... 2019 7-A All-State selection ... 2018 Region 5-A Player of the Year and an *Atlanta Journal Constitution* First Team All-State (5A-Private) selection in 2017-18 ... also a First Team All-Region and All-County selection ... named Henry County Junior of the Year ... honorable mention All-Metro ... GACA Junior All-Star ... named to the all-tournament team at the TOC Classic ... No. 14 player in Georgia Class of 2019 by Hoop Seen ... played in the 2019 Layne All-Star Game ... averaged a double-double ... played AAU basketball for Club Elite ... also lettered twice in football at Wheeler.



RHODES' CAREER HIGHS

Points:	2	vs. Hofstra	11/13/2019
Rebounds:	1	vs. Hofstra	11/13/2019
Assists:	0		
Steals:	0		
Blocks:	0		
FG Made:	1	vs. Hofstra	11/13/2019
FG Attempted:	2	vs. Hofstra	11/13/2019
3-pt FG Made:	0		
3-pt FG Attempted:	0		
FT Made:	0		
FT Attempted:	0		

RHODES' SEASON HIGHS

Points:	2	vs. Hofstra	11/13/2019
Rebounds:	1	vs. Hofstra	11/13/2019
Assists:	0		
Steals:	0		
Blocks:	0		
FG Made:	1	vs. Hofstra	11/13/2019
FG Attempted:	2	vs. Hofstra	11/13/2019
3-pt FG Made:	0		
3-pt FG Attempted:	0		
FT Made:	0		
FT Attempted:	0		

RHODES' CAREER STATISTICS

Year	G	GS	Min.	Avg.	FGM	FGA	Pct.	3FGM	3FGA	Pct.	FTM	FTA	Pct.	OR	DR	Reb.	RPG	PF	DQ	A	TO	BK	ST	Pts.	PPG
2019-20	3	0	5	1.7	1	2	.500	0	0	.000	0	0	.000	1	0	1	0.3	0	0	0	1	0	0	2	0.7
TOTAL	3	0	5	1.7	1	2	.500	0	0	.000	0	0	.000	1	0	1	0.3	0	0	0	1	0	0	2	0.7

MALACHI RHODES CAREER GAME-BY-GAME


RHODES' 2019-20 GAME-BY-GAME STATISTICS

Opponent	Min.	FG-A	Pct.	3FG-A	Pct.	FT-A	Pct.	RB	PF	A	TO	B	S	PTS
Fairfield	1	0-0	—	0-0	—	0-0	—	0	0	0	0	0	0	0
Vermont	1	0-0	—	0-0	—	0-0	—	0	0	0	0	0	0	0
Hofstra	3	1-2	.500	0-0	—	0-0	—	1	0	0	1	0	0	2
Canisius			DNP											
Penn State														
Syracuse														
Seattle														
Yale/WMU														
Princeton														
Rider														
Albany														
Siena														
La Salle														
Army*														
Lafayette*														
Navy*														
Holy Cross*														
American*														
Lehigh*														
Colgate*														
Loyola*														
Army*														
Boston U.*														
Lafayette*														
Loyola*														
Navy*														
American*														
Holy Cross*														
Lehigh*														
Colgate*														
Boston U.*														

* Patriot League game ^ Patriot League Tournament Games started in **bold**

#21 • XANDER RICE • FRESHMAN • GUARD • 6-3 • 179 • WEST LONG BRANCH, N.J. • THE PATRICK SCHOOL

High-level combo guard who figures to see rotation minutes right from the start ... excellent ball-handler who can push the ball up the floor and finish at the rim ... able to make shots at all three levels ... has shown signs of being an excellent defender ... typical of a coach's son, brings a level of consistency and a good sense of the game to the college level ... product of high school programs that have produced major talent.



2019-20

Played well off the bench on opening night, logging 3 asst. without a TO and a +8 rating in 12 min. ... first career pts. came on a couple of FTs in home opener vs. Vermont.

HIGH SCHOOL/PERSONAL

Born Jan. 3, 2001 in Los Angeles, Calif. ... son of Summer and King Rice ... has a younger brother, Julian ... father was a McDonald's All-American who went on to star at North Carolina ... he is currently the head men's basketball coach at Monmouth ... mother played volleyball at UNC ... began his high school career at the legendary St. Anthony High School in Jersey City, where he played for two years and started as a sophomore for Hall-of-Fame coach Bob Hurley ... averaged better than 11 points per game for a team that finished 23-6 ... after the school closed, played at Mater Dei Prep as a junior and then at The Patrick School (formerly known as St. Patrick), which has produced many future basketball stars, most notably Kyrie Irving ... Second Team All-Section selection as a junior and senior ... scored 800 points in his three seasons of varsity basketball ... played in the state semifinals as a sophomore and senior, and his teams played in conference championship games in 2018 and 2019 ... also spent two summers with the We R 1 AAU team, and he played in two national championship tournaments.

RICE'S CAREER HIGHS

Points:	2	vs. Vermont	11/10/2019
Rebounds:	1	three times	
Assists:	3	three times	
Steals:	0		
Blocks:	0		
FG Made:	0		
FG Attempted:	2	twice	
3-pt FG Made:	0		
3-pt FG Attempted:	1	twice	
FT Made:	2	vs. Vermont	11/10/2019
FT Attempted:	4	vs. Vermont	11/10/2019

RICE'S SEASON HIGHS

Points:	2	vs. Vermont	11/10/2019
Rebounds:	1	three times	
Assists:	3	three times	
Steals:	0		
Blocks:	0		
FG Made:	0		
FG Attempted:	2	twice	
3-pt FG Made:	0		
3-pt FG Attempted:	1	twice	
FT Made:	2	vs. Vermont	11/10/2019
FT Attempted:	4	vs. Vermont	11/10/2019

RICE'S CAREER STATISTICS

Year	G	GS	Min.	Avg.	FGM	FGA	Pct.	3FGM	3FGA	Pct.	FTM	FTA	Pct.	OR	DR	Reb.	RPG	PF	DQ	A	TO	BK	ST	Pts.	PPG
2019-20	4	0	45	11.3	0	4	.000	0	2	.000	2	4	.500	0	3	3	0.8	4	0	10	4	0	0	2	0.5
TOTAL	4	0	45	11.3	0	4	.000	0	2	.000	2	4	.500	0	3	3	0.8	4	0	10	4	0	0	2	0.5

XANDER RICE CAREER GAME-BY-GAME


RICE'S 2019-20 GAME-BY-GAME STATISTICS

Opponent	Min.	FG-A	Pct.	3FG-A	Pct.	FT-A	Pct.	RB	PF	A	TO	B	S	PTS
Fairfield	12	0-2	.000	0-1	.000	0-0	—	1	0	3	0	0	0	0
Vermont	9	0-0	—	0-0	—	2-4	.500	1	2	1	1	0	0	2
Hofstra	13	0-2	.000	0-1	.000	0-0	—	1	1	3	2	0	0	0
Canisius	10	0-0	—	0-0	—	0-0	—	0	1	3	1	0	0	0
Penn State														
Syracuse														
Seattle														
Yale/WMU														
Princeton														
Rider														
Albany														
Siena														
La Salle														
Army*														
Lafayette*														
Navy*														
Holy Cross*														
American*														
Lehigh*														
Colgate*														
Loyola*														
Army*														
Boston U.*														
Lafayette*														
Loyola*														
Navy*														
American*														
Holy Cross*														
Lehigh*														
Colgate*														
Boston U.*														

* Patriot League game ^ Patriot League Tournament Games started in **bold**

#14 • BEN ROBERTSON • SENIOR • FORWARD • 6-5 • 203 • HIGH POINT, N.C. • HIGH POINT CHRISTIAN

Long, athletic wing player who can run the floor and score at every level ... has the ability to finish above the rim ... electrifying dunker who earned the nickname "Top Ten Ben" after appearing on ESPN Sports Center's Top 10 Plays ... good defender ... workhorse type player ... came to Bucknell from a nationally ranked high school program that played top-notch competition.



2019-20

Team co-captain ... made first career start on opening night at Fairfield ... strong game vs. Hofstra with 6 reb., 4 asst.

2018-19

Saw action in 24 games off the bench ... averaged 1.8 ppg, 1.5 rpg while shooting 57.6 FG% ... played 20 min. off bench vs. Fairfield and had 8 pts., career-high 7 reb. ... big game vs. Canisius with 10 pts. (5-6 FG), career-high 4 asst. ... had 8 pts., 2 asst. in 18-4 second-half run ... went 3-3 FG and had 6 pts. (all 2nd half) in win at La Salle ... tallied 7 pts. (3-3 FG, 1-1 3FG), 6 reb., 6 asst. in 16 min. vs. Lafayette ... 6 asst. were career high.

2017-18

Played in 30 of Bucknell's 35 games as a reserve forward ... logged 51 points and 40 assists while shooting 52.5 FG% ... scored 1st 4 pts. of season on 2-2 FG in win over Siena ... played career-high 14 min. at VCU and hit a 3FG ... monster dunk on top of a La Salle defender was No. 2 on ESPN's Top 10 Plays on Dec. 22 ... set career highs with 11 pts. (4-6 FG, 2-4 3FG, 1-1 FT), 5 reb., 15 min., in road win at Army ... hit 2 big 2nd-half FGs in road win at Lafayette ... scored on a transition layup in the NCAA Tournament vs. Michigan State.

2016-17

Appeared in 27 of the team's 35 games as a rookie ... played in 23 straight games before the bench was shortened in the postseason ... tallied 26 pts. and 9 reb. on the season ... shot 50.0 FG% (10-20) ... made 1st career appearance in home state of North Carolina, playing 4 min. at Wake Forest ... scored 9 pts. (4-5 FG, 1-1 3FG) in just 7 min. at Butler ... made 1st 3 career FTs and scored 5 pts. in win over Norfolk State ... turned 2 stls. into breakaway buckets, including a reverse jam, in home win over Loyola ... season-high 11 min. in that game.

HIGH SCHOOL/PERSONAL

Full name is Benjamin Tyler Robertson ... born Apr. 14, 1997 in Grand Island, Neb. ... lived in Grand Island until his freshman year in high school ... son of Michael and Angie Robertson ... has an older brother Chris and an older sister Stacia ... Stacia played basketball for High Point, and then professionally in Australia and Turkey ... she was the 2015 Big South Player of the Year and is now back at High Point as the women's basketball director of operations ... four-year varsity player at High Point Christian Academy ... three-time team captain ... all-conference selection ... 2015-16 McDonalds All-America nominee who helped team to the state playoffs all four years ... team was nationally ranked in 2015-16 ... played AAU ball for CP3 All-Stars, Team Winston and PSB Select ... majoring in international relations ... named to 2019 Patriot League Academic Honor Roll.

ROBERTSON'S CAREER HIGHS

Points:	11	at Army West Point	1/5/2018
Rebounds:	7	vs. Fairfield	11/10/2018
Assists:	6	vs. Lafayette	2/26/2018
Steals:	2	vs. Loyola	1/18/2017
Blocks:	1	four times	
FG Made:	5	vs. Canisius	11/13/2018
FG Attempted:	6	three times	
3-pt FG Made:	2	at Army West Point	1/5/2018
3-pt FG Attempted:	4	at Army West Point	1/5/2018
FT Made:	3	vs. Norfolk State	11/24/2016
FT Attempted:	4	vs. Fairfield	11/10/2018

ROBERTSON'S SEASON HIGHS

Points:	2	vs. Vermont	11/10/2019
Rebounds:	6	vs. Hofstra	11/13/2019
Assists:	4	vs. Hofstra	11/13/2019
Steals:	0		
Blocks:	0		
FG Made:	1	vs. Vermont	11/10/2019
FG Attempted:	3	vs. Hofstra	11/13/2019
3-pt FG Made:	0		
3-pt FG Attempted:	1	vs. Vermont	11/10/2019
FT Made:	1	vs. Hofstra	11/13/2019
FT Attempted:	2	vs. Hofstra	11/13/2019

ROBERTSON'S CAREER STATISTICS

Year	G	GS	Min.	Avg.	FGM	FGA	Pct.	3FGM	3FGA	Pct.	FTM	FTA	Pct.	OR	DR	Reb.	RPG	PF	DQ	A	TO	BK	ST	Pts.	PPG
2016-17	27	0	106	3.9	10	20	.500	1	2	.500	5	9	.556	4	5	9	0.3	14	0	2	5	1	3	26	1.0
2017-18	30	0	210	7.0	21	40	.525	3	14	.214	6	16	.375	12	28	40	1.3	23	0	10	11	2	3	51	1.7
2018-19	24	0	200	8.3	19	33	.576	2	9	.222	2	12	.167	5	30	35	1.5	18	0	18	8	1	6	42	1.8
2019-20	4	3	51	12.8	1	6	.167	0	1	.000	1	2	.500	3	5	8	2.0	7	0	6	1	0	0	3	0.8
TOTAL	85	3	567	6.7	51	99	.515	6	26	.231	14	39	.359	24	68	92	1.1	62	0	36	25	4	12	122	1.4

BEN ROBERTSON CAREER GAME-BY-GAME

ROBERTSON'S 2019-20 GAME-BY-GAME STATISTICS

Opponent	Min.	FG-A	Pct.	3FG-A	Pct.	FT-A	Pct.	RB	PF	A	TO	B	S	PTS
Fairfield	16	0-1	.000	0-0	—	0-0	—	1	0	1	0	0	0	0
Vermont	15	1-2	.500	0-1	.000	0-0	—	0	1	1	0	0	0	2
Hofstra	19	0-3	.000	0-0	—	1-2	.500	6	3	4	1	0	0	1
Canisius	2	0-0	—	0-0	—	0-0	—	0	2	0	0	0	0	0
Penn State														
Syracuse														
Seattle														
Yale/WMU														
Princeton														
Rider														
Albany														
Siena														
La Salle														
Army*														
Lafayette*														
Navy*														
Holy Cross*														
American*														
Lehigh*														
Colgate*														
Loyola*														
Army*														
Boston U.*														
Lafayette*														
Loyola*														
Navy*														
American*														
Holy Cross*														
Lehigh*														
Colgate*														
Boston U.*														

* Patriot League game ^ Patriot League Tournament Games started in bold

ROBERTSON'S 2018-19 GAME-BY-GAME STATISTICS

Opponent	Min.	FG-A	Pct.	3FG-A	Pct.	FT-A	Pct.	RB	PF	A	TO	B	S	PTS
St. Bona	11	0-1	.000	0-1	.000	0-0	—	0	0	0	0	0	1	0
Fairfield	20	3-6	.500	0-1	.000	2-4	.500	7	2	0	2	0	1	8
Canisius	22	5-6	.833	0-0	—	0-1	.000	3	4	4	0	1	0	10
Vermont	9	0-0	—	0-0	—	0-0	—	1	0	0	0	0	0	0
Northeastern	9	0-0	—	0-0	—	0-1	.000	4	0	0	0	0	1	0
Monmouth	15	0-0	—	0-0	—	0-2	.000	3	0	1	0	0	1	0
La Salle	20	3-3	1.000	0-0	—	0-1	.000	2	4	1	2	0	1	6
Ohio State	4	0-0	—	0-0	—	0-0	—	0	0	1	0	0	0	0
St. Mary's	8	0-1	.000	0-1	.000	0-0	—	0	0	0	0	0	0	0
Rhode Island														
TCU	2	1-1	1.000	0-0	—	0-0	—	2	0	0	1	0	0	2
UNLV	8	0-0	—	0-0	—	0-0	—	1	0	1	0	0	0	0
Army*	2	0-1	.000	0-1	.000	0-0	—	0	0	0	0	0	0	0
Boston U.*	3	0-0	—	0-0	—	0-0	—	0	0	0	0	0	0	0
Colgate*														
American*														
Holy Cross*	8	0-0	—	0-0	—	0-2	.000	0	1	1	1	0	0	0
Lehigh*														
Loyola*	7	1-1	1.000	0-0	—	0-0	—	1	0	0	0	0	0	2
American*														
Navy*	10	2-3	.667	1-1	1.000	0-1	.000	0	1	2	0	0	0	5
Lafayette*	10	0-3	.000	0-2	.000	0-0	—	0	1	0	0	0	0	0
Loyola*														
Boston U.*														
Lehigh*	1	0-0	—	0-0	—	0-0	—	0	0	0	0	0	0	0
Holy Cross*	0+	0-0	—	0-0	—	0-0	—	0	0	0	0	0	0	0
Colgate*	6	1-3	.333	0-1	.000	0-0	—	3	0	0	0	0	0	2
Lafayette*	16	3-3	1.000	1-1	1.000	0-0	—	6	4	6	0	0	0	7
Navy*														
Army*														
Holy Cross^	6	0-1	.000	0-0	—	0-0	—	2	1	0	1	0	0	0
Lehigh^	2	0-0	—	0-0	—	0-0	—	0	0	1	1	0	1	0
Colgate^	0+	0-0	—	0-0	—	0-0	—	0	0	0	0	0	0	0

* Patriot League game ^ Patriot League Tournament Games started in bold

ROBERTSON'S 2017-18 GAME-BY-GAME STATISTICS

Opponent	Min.	FG-A	Pct.	3FG-A	Pct.	FT-A	Pct.	RB	PF	A	TO	B	S	PTS
Monmouth														
Arkansas	5	0-0	—	0-0	—	0-0	—	0	1	0	2	0	1	0
UNC	2	0-0	—	0-0	—	0-0	—	0	0	0	0	0	0	0
Maryland	2	0-0	—	0-0	—	0-0	—	0	0	0	0	0	0	0
Siena	8	2-2	1.000	0-0	—	0-2	.000	0	1	2	1	0	0	4
Ball State														
Stony Brook														
St. Joseph's	3	0-0	—	0-0	—	0-0	—	0	0	0	0	0	0	0
Vermont	2	0-1	.000	0-0	—	0-0	—	0	0	0	0	0	0	0
Northeastern	4	0-0	—	0-0	—	0-2	.000	1	1	1	1	0	0	0
VCU	14	1-3	.333	1-2	.500	0-0	—	1	1	0	1	0	1	3
Richmond	3	0-1	.000	0-1	.000	0-0	—	1	0	0	0	0	0	0
La Salle	7	1-2	.500	0-0	—	1-1	1.000	3	0	1	0	1	0	3
American*	12	0-0	—	0-0	—	2-2	1.000	2	2	0	0	0	0	2
Boston U.*	9	1-2	.500	0-0	—	0-0	—	1	3	0	0	0	0	2
Army*	15	4-6	.667	2-4	.500	1-1	1.000	5	0	0	2	0	0	11
Lafayette*	16	2-3	.667	0-0	—	0-1	.000	4	4	0	0	0	0	4
Lehigh*	16	1-5	.200	0-3	.000	0-2	.000	3	2	2	0	0	0	2
Colgate*	15	1-4	.250	0-2	.000	0-0	—	1	1	1	0	0	0	2
Loyola*	5	0-0	—	0-0	—	0-0	—	3	0	0	0	0	0	5
Holy Cross*	11	1-2	.500	0-0	—	1-2	.500	3	1	1	0	0	0	3
Navy*	4	1-1	1.000	0-0	—	0-0	—	0	0	0	0	0	0	2
Boston U.*	8	1-1	1.000	0-0	—	0-1	.000	1	0	0	1	0	0	2
Army*	3	0-0	—	0-0	—	0-0	—	0	0	0	0	0	0	0
Lafayette*	2	0-0	—	0-0	—	0-0	—	0	0	0	0	0	0	0
Lehigh*	0+	0-0	—	0-0	—	0-0	—	0	0	1	0	0	0	0
Colgate*														
Loyola*	7	1-3	.333	0-2	.000	0-0	—	1	2	0	0	0	0	2
Holy Cross*														
Navy*	8	0-0	—	0-0	—	0-0	—	2	0	0	0	0	0	0
American*	6	1-1	1.000	0-0	—	0-0	—	3	0	0	0	0	0	2
Loyola^	7	0-0	—	0-0	—	0-0	—	1	0	0	1	0	0	0
Boston U.^	8	1-1	1.000	0-0	—	1-2	.500	3	2	1	1	0	1	3
Colgate^	4	1-1	1.000	0-0	—	0-0	—	0	1	0	1	1	0	3
Michigan St.+	4	1-1	1.000	0-0	—	0-0	—	1	0	0	0	0	0	2

* Patriot League game ^ Patriot League Tournament Games started in bold

ROBERTSON'S 2016-17 GAME-BY-GAME STATISTICS

Opponent	Min.	FG-A	Pct.	3FG-A	Pct.	FT-A	Pct.	RB	PF	A	TO	B	S	PTS
Manhattan														
Wake Forest	4	0-1	.000	0-0	—	0-0	—	2	0	0	0	0	0	0
Robert Morris	2	0-0	—	0-0	—	0-0	—	0	0	0	0	0	0	0
Butler	6	4-5	.800	1-1	1.000	0-0	—	0	1	0	0	0	0	9
Vanderbilt														
Norfolk State	9	1-2	.500	0-0	—	3-3	1.000	2	1	0	1	0	0	5

#5 • JORDAN SECHAN • JUNIOR • GUARD • 6-0 • 180 • NEW CANAAN, CONN. • NORTHFIELD MOUNT HERMON (MASS.)

Skilled guard who joined the team as a walk-on ... talented player with good speed and quickness ... battled his way back to the court after undergoing two surgeries to alleviate a heart condition during his junior year in high school ... is now fully cured of the condition and is realizing his dream of playing Division I basketball.



2018-19

Saw action in 6 games ... handed out an assist in Bucknell's win over UNLV ... scored first pts. of season with a 3FG in home win over Lafayette.

2017-18

Got into 14 games and totaled 5 pts., 4 reb., 3 asst. ... scored first collegiate points with a FG in final minute of home win over Lafayette ... hit a 3FG in PL semifinals vs. Boston U.

HIGH SCHOOL/PERSONAL

Jordan Robert Sechan ... born March 7, 1998 in New York City ... parents are Robert and Jennifer Sechan ... father played college basketball at Carnegie Mellon ... oldest of four siblings ... has a brother (Brandon) and two sisters (Lauren and Meghan) ... played three years of high school basketball at St. Luke's School in New Canaan, Conn., then transferred and spent two years at Northfield Mount Hermon in Gill, Mass. ... lettered three times in basketball and twice in lacrosse at St. Luke's ... team co-captain in basketball as a junior, when he averaged 12.1 points, 5.1 assists and set a school record with nine 3-pointers in a game ... in his first year at Northfield Mount Hermon the team finished 29-8, won NEPSAC AAA regular-season and tournament championships, and advanced to the semifinals of the National Prep Championship ... in 2017 the team went 30-8 and made the finals of the NEPSAC AAA Tournament and National Prep Championship ... played AAU ball for HighRise Elite and New York Lightning ... majoring in psychology.

SECHAN'S CAREER HIGHS

Points:	3	twice	
Rebounds:	2	vs. Boston U.	3/4/2018
Assists:	1	four times	
Steals:	1	three times	
Blocks:	0		
FG Made:	1	twice	
FG Attempted:	5	vs. Lafayette	2/24/2019
3-pt FG Made:	1	vs. Boston U.	3/4/2018
3-pt FG Attempted:	3	twice	
FT Made:	0		
FT Attempted:	0		

SECHAN'S SEASON HIGHS

Points:	0
Rebounds:	0
Assists:	0
Steals:	0
Blocks:	0
FG Made:	0
FG Attempted:	0
3-pt FG Made:	0
3-pt FG Attempted:	0
FT Made:	0
FT Attempted:	0

SECHAN'S CAREER STATISTICS

Year	G	GS	Min.	Avg.	FGM	FGA	Pct.	3FGM	3FGA	Pct.	FTM	FTA	Pct.	OR	DR	Reb.	RPG	PF	DQ	A	TO	BK	ST	Pts.	PPG
2017-18	14	0	34	2.4	2	12	.167	1	9	.111	0	0	.000	0	4	4	0.3	5	0	3	3	0	2	5	0.4
2018-19	6	0	16	2.7	1	6	.167	1	3	.333	0	0	.000	0	1	1	0.2	2	0	1	2	0	1	3	0.5
TOTAL	20	0	50	2.5	3	18	.167	2	12	.167	0	0	.000	0	5	5	0.3	7	0	4	5	0	3	8	0.4

JORDAN SECHAN CAREER GAME-BY-GAME

SECHAN'S 2019-20 GAME-BY-GAME STATISTICS

Opponent	Min.	FG-A	Pct.	3FG-A	Pct.	FT-A	Pct.	RB	PF	A	TO	B	S	PTS
Fairfield		DNP												
Vermont		DNP												
Hofstra		DNP												
Canisius		DNP												
Penn State														
Syracuse														
Seattle														
Yale/WMU														
Princeton														
Rider														
Albany														
Siena														
La Salle														
Army*														
Lafayette*														
Navy*														
Holy Cross*														
American*														
Lehigh*														
Colgate*														
Loyola*														
Army*														
Boston U.*														
Lafayette*														
Loyola*														
Navy*														
American*														
Holy Cross*														
Lehigh*														
Colgate*														
Boston U.*														

* Patriot League game ^ Patriot League Tournament Games started in **bold**

SECHAN'S 2018-19 GAME-BY-GAME STATISTICS

Opponent	Min.	FG-A	Pct.	3FG-A	Pct.	FT-A	Pct.	RB	PF	A	TO	B	S	PTS
St. Bona		DNP												
Fairfield		DNP												
Canisius		DNP												
Vermont		DNP												
Northeastern		DNP												
Monmouth	2	0-0	—	0-0	—	0-0	—	0	0	0	0	0	0	0
La Salle		DNP												
Ohio State		DNP												
St. Mary's		DNP												
Rhode Island		DNP												
TCU	0+	0-0	—	0-0	—	0-0	—	0	0	0	0	0	0	0
UNLV	3	0-1	.000	0-0	—	0-0	—	0	0	1	0	0	0	0
Army*		DNP												
Boston U.*		DNP												
Colgate*		DNP												
American*		DNP												
Holy Cross*		DNP												
Lehigh*		DNP												
Loyola*		DNP												
American*		DNP												
Navy*		DNP												
Lafayette*		DNP—INJ												
Loyola*		DNP—INJ												
Boston U.*		DNP												
Lehigh*		DNP—INJ												
Holy Cross*		DNP—INJ												
Colgate*		DNP—INJ												
Lafayette*	8	1-5	.200	1-3	.333	0-0	—	1	2	0	2	0	0	3
Navy*		DNP												
Army*		DNP												
Holy Cross^	1	0-0	—	0-0	—	0-0	—	0	0	0	0	0	0	0
Lehigh^	2	0-0	—	0-0	—	0-0	—	0	0	0	0	0	1	0
Colgate^		DNP												

* Patriot League game ^ Patriot League Tournament Games started in **bold**


SECHAN'S 2017-18 GAME-BY-GAME STATISTICS

Opponent	Min.	FG-A	Pct.	3FG-A	Pct.	FT-A	Pct.	RB	PF	A	TO	B	S	PTS
Monmouth		DNP												
Arkansas	1	0-1	.000	0-1	.000	0-0	—	0	0	0	0	0	0	0
UNC		DNP												
Maryland		DNP												
Siena	3	0-0	—	0-0	—	0-0	—	0	1	1	1	0	0	0
Ball State		DNP												
Stony Brook		DNP												
St. Joseph's		DNP												
Vermont		DNP												
Northeastern	1	0-0	—	0-0	—	0-0	—	1	0	0	0	0	0	0
VCU		DNP												
Richmond		DNP												
La Salle		DNP												
American*	4	0-1	.000	0-1	.000	0-0	—	0	1	1	0	0	1	0
Boston U.*		DNP												
Army*		DNP												
Lafayette*		DNP												
Lehigh*		DNP												
Colgate*	0+	0-0	—	0-0	—	0-0	—	0	0	0	0	0	0	0
Loyola*		DNP												
Holy Cross*	3	0-2	.000	0-1	.000	0-0	—	0	0	0	1	0	0	0
Navy*	1	0-0	—	0-0	—	0-0	—	0	0	0	1	0	0	0
Boston U.*	2	0-2	.000	0-1	.000	0-0	—	0	2	0	0	0	0	0
Army*		DNP												
Lafayette*	2	1-2	.500	0-1	.000	0-0	—	0	0	0	0	0	0	2
Lehigh*		DNP												
Colgate*		DNP												
Loyola*	4	0-0	—	0-0	—	0-0	—	1	1	1	0	0	1	0
Holy Cross*		DNP												
Navy*	3	0-0	—	0-0	—	0-0	—	0	0	0	0	0	0	0
American*	2	0-3	.000	0-3	.000	0-0	—	0	0	0	0	0	0	0
Loyola^		DNP												
Boston U.^	5	1-1	1.000	1-1	1.000	0-0	—	2	0	0	0	0	0	3
Colgate^	3	0-0	—	0-0	—	0-0	—	0	0	0	0	0	0	0
Michigan St.+		DNP												

* Patriot League game ^ Patriot League Tourn. + NCAA Tourn. Games started in **bold**

#4 • JIMMY SOTOS • JUNIOR • GUARD • 6-3 • 195 • ELK GROVE VILLAGE, ILL. • CONANT

Talented playmaker who broke out with a terrific sophomore year ... led the Patriot League in assists and was on pace to break the Bucknell single-season assists record until a mid-season injury cost him a few games ... has good shooting range but can also score off the dribble or get the ball to the basket ... good basketball sense and passing ability ... also a strong defender ... product of a strong high school program that was competitive in the Chicago area.



2019-20

Starting point guard ... tallied 12 pts., 7 reb. in home opener vs. Vermont ... huge game in win over Hofstra with career-high 24 pts. (8-13 FG, 4-7 3FG, 4-4 FT), with 15 pts. in 2nd half.

2018-19

Played in 31 of 33 games as Bucknell's lead point guard, missing 2G due to injury ... averaged 8.2 ppg, 3.9 rpg, 6.1 apg ... led the Patriot League and ranked 18th nationally in assists ... only the 2nd Bucknell player win the PL assist title, joining Darryl Shazier who did it twice (2008-09, 2010-11) ... 6.1 apg were most by a Bison since Mike Joseph averaged 6.3 apg in 1989-90 ... only 5th time a Bucknell player logged 6+ apg (Joseph twice, Chris Seneca twice) ... over last 20G of season averaged 6.7 apg ... 189 assists were 3rd-most in team history, behind only Seneca's 197 in 1986-87 and 191 in 1985-86 ... total was also 7th-highest in PL history ... ranked 2nd in PL in asst/TO ratio (2.1) ... starting point guard on opening night at St. Bonaventure and had a wild ride with 14 pts. (3-5 FG, 1-1 3FG, 7-8 FT), 7 asst., 7 TO ... set career highs for pts. and asst., and helped ice the game with a pair of FTs with 0:07 left in OT ... big night vs. Canisius with career-high 23 pts. (9-12 FG, 5-7 3FG) with 6 reb. ... career-high 8 asst. vs. Northeastern ... followed that up with 7 asst. with 10 pts. in a win over Monmouth ... terrific in Bucknell's two wins at the Diamond Head Classic ... vs. Rhode Island had 16 pts. (3-3 FG, 3-3 3FG, 7-8 FT), 6 asst. ... had 14 pts. and tournament-record 12 asst. with just 1 TO in rout of UNLV ... 12 asst. were most by a Bison since 1991-92, when Russell Peyton had a school-record 16 vs. UMBC ... backed up that performance with 11 asst. along with 9 pts., 7 reb. in win at Army ... had 9 pts., 9 asst., 7 reb. in 2nd half alone, when Bucknell rallied from 26 down to win 64-63 ... became the first Bison to record back-to-back double-digit assist games since Chris Seneca in 1986-87, and the first ever to have 11 or more in two straight games ... had 10 pts., 8 asst. in home win over Holy Cross ... made the game-winning layup with 1.2 seconds remaining in an 85-83 win at Lehigh ... had 10 pts., 6 reb., 5 asst. in that game ... scored the winning points for the 2nd straight game in the home win over Loyola ... broke a 68-68 tie by hitting all 3 FTs after being fouled on a 3FG attempt with 5.8 seconds remaining ... missed the Jan. 30 home game vs. Navy and Feb. 2 game at Lafayette due to injury (1st career DNPs) ... returned to action at Loyola and had 6 pts., 6 asst. in a Bison win ... 12 pts., 5 reb., 5 asst. in home win over Lehigh ... career-high 6 stl. at Colgate ... that was the most by a Bison since Charles Lee had 6 vs. Army in 2005-06 ... big game in home rout of Lafayette with 17 pts., 9 asst., 2 stl. in 20 min. ... 20 asst. in 3 PL Tournament games, including 8 in championship game at Colgate.

2017-18

Welcome addition to the Bison as a freshman guard ... played in all 35 games with 13 starts ... averaged 4.8 ppg, 2.8 rpg, 2.0 apg ... shot 39.5 FG%, 39.3 3FG%, 77.8 FT% ... made collegiate debut on opening night at Monmouth and hit a key 2nd-half 3FG that broke a 64-64 tie ... 5 pts. at both Arkansas and North Carolina ... terrific in 22 min. in rout of Siena, with 10 pts. (2-3 3FG, 4-4 FT), 5 asst., 2 stl. ... strong 28 min. in home win over Ball State with 12 pts. (2-4 FG, 8-10 FT) ... scored all 12 pts. in 2nd half of close game, including 2 big drives for layups ... went 3-3 3FG and had 10 pts., 3 asst., 0 TO in road win at Stony Brook ... named Patriot League Rookie of the Week on 11/27 after the 3 straight double-digit scoring games ... made first collegiate start at Saint Joseph's and had 4 pts., 6 reb., 4 asst., 2 stl. ... season-high 13 pts. with 3 asst. at VCU ... career-high 8 reb. along with 4 asst. and just 1 TO in 28 min. vs. American ... 13 pts. (4-7 FG, 3-5 3FG), career-high 5 stl. in win at Army ... 4 asst. in PL championship game win over Colgate ... was terrific in 24 min. vs. Michigan State in the NCAA Tournament ... had 5 pts. (2-2 FG, 1-1 3FG), 7 reb., 2 asst., 2 stl.

HIGH SCHOOL/PERSONAL

James Joseph Sotos ... born Sept. 4, 1998 in Arlington Heights, Ill. ... son of Jim and Katy Sotos ... father played professional basketball in Greece after playing collegiately at Aurora College ... has three older brothers, who all have played college basketball ... the oldest, Tommy, played at the University of Chicago; Christian played at Carroll University; and Danny will be a senior at Lake Forest College ... played three varsity seasons for coach Tom McCormack at Conant High School in Hoffman Estates, Ill. ... grew from 5'2" as a freshman in high school to 6'3" by his senior year ... as a senior helped lead his team to a 27-5 record ... earned *Chicago Sun Times* All-Area honors ... Second Team All-State 3A/4A ... Illinois Prep All-State 4th Team selection ... averaged 16.3 points, 4.4 assists, 4.1 rebounds, 1.8 steals while shooting 48% from the field and 84% from the foul line as a senior ... helped his team to area and conference titles and a berth in the final eight of the state playoffs as a junior ... averaged 16 points and 4.5 assists as a junior, while garnering area and conference player of the year honors ... played AAU ball for Young Legends and played on the Under Armour Circuit ... majoring in economics.

SOTOS' CAREER HIGHS

Points:	23	vs. Canisius	11/13/2018
Rebounds:	8	vs. American	12/29/2017
Assists:	12	vs. UNLV	12/25/2018
Steals:	6	at Colgate	2/19/2019
Blocks:	2	twice	
FG Made:	9	vs. Canisius	11/13/2018
FG Attempted:	16	vs. Vermont	11/10/2019
3-pt FG Made:	5	vs. Canisius	11/13/2018
3-pt FG Attempted:	7	six times	
FT Made:	8	vs. Ball State	11/22/2017
FT Attempted:	10	vs. Ball State	11/22/2017

SOTOS' SEASON HIGHS

Points:	24	vs. Hofstra	11/13/2019
Rebounds:	7	vs. Vermont	11/10/2019
Assists:	5	at Fairfield	11/5/2019
Steals:	3	vs. Hofstra	11/13/2019
Blocks:	1	twice	
FG Made:	8	vs. Hofstra	11/13/2019
FG Attempted:	16	vs. Vermont	11/10/2019
3-pt FG Made:	4	vs. Hofstra	11/13/2019
3-pt FG Attempted:	11	vs. Vermont	11/10/2019
FT Made:	4	vs. Hofstra	11/13/2019
FT Attempted:	4	vs. Hofstra	11/13/2019

SOTOS' CAREER STATISTICS

Year	G	GS	Min.	Avg.	FGM	FGA	Pct.	3FGM	3FGA	Pct.	FTM	FTA	Pct.	OR	DR	Reb.	RPG	PF	DQ	A	TO	BK	ST	Pts.	PPG
2017-18	35	13	782	22.3	47	119	.395	24	61	.393	49	63	.778	10	89	99	2.8	64	0	70	50	3	29	167	4.8
2018-19	31	30	946	30.5	83	208	.399	31	101	.307	56	72	.778	11	111	122	3.9	73	2	189	89	10	32	253	8.2
2019-20	4	4	132	33.0	18	43	.419	10	26	.385	4	5	.800	1	16	17	4.3	9	0	13	15	2	6	50	12.5
TOTAL	70	47	1860	26.6	148	370	.400	65	188	.346	109	140	.779	22	216	238	3.4	146	2	272	154	15	67	470	6.7

JIMMY SOTOS CAREER GAME-BY-GAME

SOTOS' 2019-20 GAME-BY-GAME STATISTICS

Opponent	Min.	FG-A	Pct.	3FG-A	Pct.	FT-A	Pct.	RB	PF	A	TO	B	S	PTS
Fairfield	33	2-9	.222	2-4	.500	0-0	—	5	3	5	2	0	2	6
Vermont	36	5-16	.313	2-11	.091	0-1	.000	7	2	3	4	1	1	12
Hofstra	33	8-13	.615	4-7	.571	4-4	1.000	3	3	3	3	1	3	24
Canisius	30	3-5	.600	2-4	.500	0-0	—	2	1	2	6	0	0	8
Penn State														
Syracuse														
Seattle														
Yale/WMU														
Princeton														
Rider														
Albany														
Siena														
La Salle														
Army*														
Lafayette*														
Navy*														
Holy Cross*														
American*														
Lehigh*														
Colgate*														
Loyola*														
Army*														
Boston U.*														
Lafayette*														
Loyola*														
Navy*														
American*														
Holy Cross*														
Lehigh*														
Colgate*														
Boston U.*														

* Patriot League game ^ Patriot League Tournament Games started in bold

SOTOS' 2018-19 GAME-BY-GAME STATISTICS

Opponent	Min.	FG-A	Pct.	3FG-A	Pct.	FT-A	Pct.	RB	PF	A	TO	B	S	PTS
St. Bona	36	3-5	.600	1-1	1.000	7-8	.875	3	5	7	7	0	0	14
Fairfield	29	2-4	.500	0-1	.000	2-2	1.000	4	2	4	5	2	0	6
Canisius	36	9-12	.750	5-7	.714	0-0	—	6	2	2	5	0	1	23
Vermont	29	2-5	.400	1-1	1.000	1-2	.500	4	4	4	3	0	0	6
Northeastern	28	2-5	.500	2-3	.667	0-1	.000	2	0	8	3	0	2	6
Monmouth	28	3-9	.333	2-7	.286	2-2	1.000	4	2	7	3	0	3	10
La Salle	24	1-4	.250	0-1	.000	0-0	—	5	4	4	4	0	1	2
Ohio State	34	5-12	.417	1-3	.333	1-2	.500	7	2	5	1	0	2	12
St. Mary's	31	3-9	.333	0-1	.000	1-1	1.000	5	0	4	0	0	0	7
Rhode Island	29	3-3	1.000	3-3	1.000	7-8	.875	4	2	6	5	0	0	16
TCU	33	2-8	.250	0-4	.000	0-0	—	6	2	4	3	0	1	4
UNLV	27	5-8	.625	1-1	1.000	3-3	1.000	5	2	12	1	0	0	14
Army*	34	3-6	.500	2-4	.500	1-2	.500	7	2	11	3	1	0	9
Boston U.*	33	2-6	.333	0-3	.000	0-1	.000	1	3	7	2	0	2	4
Colgate*	37	4-11	.364	0-4	.000	1-2	.500	5	1	6	0	2	2	9
American*	32	3-7	.429	1-3	.333	3-5	.600	4	2	6	4	0	1	10
Holy Cross*	29	4-8	.500	2-4	.500	0-0	—	5	1	8	3	0	0	10
Lehigh*	31	3-9	.333	0-2	.000	4-6	.667	6	3	5	1	0	2	10
Loyola*	27	1-2	.500	0-0	—	3-3	1.000	2	3	5	3	0	0	5
American*	25	1-5	.200	0-2	.000	2-2	1.000	3	4	5	2	0	0	4
Navy*														
Lafayette*														
Loyola*	28	0-1	.000	0-0	—	6-6	1.000	4	2	6	4	1	1	6
Boston U.*	29	1-5	.200	0-2	.000	0-0	—	3	1	7	2	0	1	2
Lehigh*	32	2-9	.222	2-7	.286	6-8	.750	5	2	5	3	1	3	12
Holy Cross*	33	0-4	.000	0-3	.000	0-0	—	6	5	6	5	0	1	0
Colgate*	33	4-9	.444	1-6	.167	0-0	—	1	2	3	4	0	6	9
Lafayette*	20	6-10	.600	3-7	.429	2-2	1.000	4	1	9	1	0	2	17
Navy*	33	3-8	.375	1-4	.250	2-2	1.000	2	4	7	3	1	0	9
Army*	30	0-6	.000	0-4	.000	0-0	—	6	1	6	4	0	1	0
Holy Cross^	30	2-3	.667	0-1	.000	2-4	.500	2	3	5	1	1	0	6
Lehigh^	32	3-8	.375	3-7	.429	0-0	—	1	3	7	2	1	0	9
Colgate^	32	1-6	.167	0-4	.000	0-0	—	0	3	8	2	0	0	2

* Patriot League game ^ Patriot League Tournament Games started in bold

SOTOS' 2017-18 GAME-BY-GAME STATISTICS

Opponent	Min.	FG-A	Pct.	3FG-A	Pct.	FT-A	Pct.	RB	PF	A	TO	B	S	PTS
Monmouth	16	1-2	.500	1-1	1.000	1-2	.500	2	1	2	0	0	0	4
Arkansas	16	2-4	.500	1-3	.333	0-1	.000	0	3	1	0	0	0	5
UNC	16	1-3	.333	1-3	.333	2-2	1.000	3	2	0	1	0	0	5
Maryland	9	1-1	1.000	1-1	1.000	0-0	—	0	3	0	1	0	0	3
Siena	22	2-3	.667	2-3	.667	4-4	1.000	1	2	5	2	0	2	10
Ball State	28	2-4	.500	0-0	—	8-10	.800	2	1	2	2	0	1	12
Stony Brook	20	3-3	1.000	3-3	1.000	1-2	.500	1	4	3	0	0	0	10
St. Joseph's	27	2-6	.333	0-3	.000	0-0	—	6	3	4	0	0	2	4
Vermont	35	1-4	.250	1-2	.500	5-6	.833	3	1	3	1	0	1	8
Northeastern	31	2-8	.250	0-2	.000	0-0	—	5	3	1	2	0	0	4
VCU	28	4-9	.444	3-7	.429	2-2	1.000	2	2	3	1	0	1	13
Richmond	28	2-4	.500	0-0	—	2-2	1.000	4	1	1	1	1	0	6
La Salle	31	1-4	.250	0-2	.000	4-6	.667	6	2	0	3	0	0	6
American*	28	1-4	.250	0-3	.000	2-2	1.000	8	2	4	1	0	1	4
Boston U.*	28	1-4	.250	0-1	.000	0-0	—	4	1	3	3	0	2	2
Army*	24	4-7	.571	3-5	.600	2-2	1.000	2	2	2	7	0	5	13
Lafayette*	34	2-6	.333	1-3	.333	2-2	1.000	5	3	1	2	0	1	7
Lehigh*	27	2-6	.333	2-3	.667	0-0	—	4	1	3	0	0	3	6
Colgate*	25	2-3	.667	1-2	.500	1-1	1.000	1	2	1	2	1	0	6
Loyola*	17	2-3	.667	0-1	.000	1-1	1.000	1	1	1	4	0	1	5
Holy Cross*	18	1-3	.333	0-1	.000	0-0	—	2	1	3	0	0	0	2
Navy*	14	0-1	.000	0-1	.000	0-0	—	3	1	2	2	0	1	0
Boston U.*	17	1-3	.333	0-0	—	1-2	.500	5	0	1	2	0	0	3
Army*	17	0-3	.000	0-1	.000	0-0	—	1	1	1	0	0	0	0
Lafayette*	23	1-3	.333	0-1	.000	2-2	1.000	1	0	2	0	0	1	4
Lehigh*	17	0-1	.000	0-1	.000	0-0	—	2	3	1	1	0	1	0
Colgate*	14	1-2	.500	1-1	1.000	0-0	—	0	2	0	1	0	0	3
Loyola*	21	0-1	.000	0-0	—	2-2	1.000	3	4	2	2	0	0	2
Holy Cross*	23	0-0	—	0-0	—	1-2	.500	6	4	3	0	0	0	1
Navy*	28	1-4	.250	1-3	.333	0-0	—	3	1	4	2	0	1	3
American*	25	2-3	.667	1-1	1.000	0-0	—	4	1	4	1	0	0	5
Loyola^	21	0-1	.000	0-1	.000	1-2	.500	0	3	1	0	1	0	1
Boston U.^	16	0-3	.000	0-1	.000	3-6	.500	1	2	0	3	0	2	3
Colgate^	14	0-1	.000	0-0	—	2-2	1.000	1	0	4	1	0	1	2
Michigan St.+	24	2-2	1.000	1-2	.500	0-0	—	7	1	2	2	0	2	5

* Patriot League game ^ Patriot League Tourn. + NCAA Tourn. Games started in bold

#23 • KAHIEL SPEAR • SOPHOMORE • FORWARD • 6-7 • 207 • THE COLONY, TEXAS • THE COLONY

Promising frontcourt player ... can play both the 4 and 5 spots ... has a long wingspan and large hands ... has the potential to be a tremendous rebounder and shot-blocker ... led the team with six blocked shots in three games in Europe in the summer of 2018 ... also hit 9-15 FG and totaled 23 points.



2019-20

Had a breakout game on opening night, with career-highs 10 pts., 9 reb., 2 blk. in 20 min. off the bench ... tallied 8 pts., 3 reb. and career-high 4 blk. in home win over Hofstra.

2018-19

Reserve forward/center as a freshman ... played in 14G off the bench and totaled 17 pts., 10 reb., 4 blk. ... hit 7-16 FG, 2-5 3FG ... made collegiate debut vs. Fairfield and blocked a shot in 2 min. ... scored first career pts. vs. Northeastern ... beat the halftime buzzer with an alley-oop jam on an inbounds play at La Salle ... made the most of his 3 min. of 1st-half action vs. Loyola, hitting his first 2 career 3FGs along with 2 blk., 2 reb.

HIGH SCHOOL/PERSONAL

Son of Danita and LeRonne Spear ... has two younger siblings, Jewel and Dakari ... cousin, Nia Coffey, plays for the WNBA's Las Vegas Aces after a standout collegiate career at Northwestern ... team captain at The Colony H.S., where he was a First Team All-District and First Team Academic All-State selection ... as a senior led his team to a 24-10 record and a postseason berth ... named to three different all-tournament teams and was also selected to play in a senior all-star game after averaging 15 points, seven rebounds and two assists per game ... as a junior, had a streak of 10 straight double-doubles ... played AAU basketball for Lonestar Elite ... major is undeclared ... named to 2019 Patriot League Academic Honor Roll.

SPEAR'S CAREER HIGHS

Points:	10	at Fairfield	11/5/2019
Rebounds:	9	at Fairfield	11/5/2019
Assists:	2	vs. Hofstra	11/13/2019
Steals:	1	at Fairfield	11/5/2019
Blocks:	4	vs. Hofstra	11/13/2019
FG Made:	4	at Fairfield	11/5/2019
FG Attempted:	8	twice	
3-pt FG Made:	2	vs. Loyola	1/23/2019
3-pt FG Attempted:	2	four times	
FT Made:	1	three times	
FT Attempted:	3	vs. Canisius	11/13/2018

SPEAR'S SEASON HIGHS

Points:	10	at Fairfield	11/5/2019
Rebounds:	9	at Fairfield	11/5/2019
Assists:	2	vs. Hofstra	11/13/2019
Steals:	1	at Fairfield	11/5/2019
Blocks:	4	vs. Hofstra	11/13/2019
FG Made:	4	at Fairfield	11/5/2019
FG Attempted:	8	twice	
3-pt FG Made:	2	at Canisius	11/16/2019
3-pt FG Attempted:	2	three times	
FT Made:	1	twice	
FT Attempted:	2	at Fairfield	11/5/2019

SPEAR'S CAREER STATISTICS

Year	G	GS	Min.	Avg.	FGM	FGA	Pct.	3FGM	3FGA	Pct.	FTM	FTA	Pct.	OR	DR	Reb.	RPG	PF	DQ	A	TO	BK	ST	Pts.	PPG
2018-19	14	0	33	2.4	7	16	.438	2	5	.400	1	4	.250	3	7	10	0.7	6	0	0	1	4	0	17	1.2
2019-20	4	0	59	14.8	10	22	.455	4	7	.571	2	3	.667	1	13	14	3.5	5	0	2	6	6	1	26	6.5
TOTAL	18	0	92	5.1	17	38	.447	6	12	.500	3	7	.429	4	20	24	1.3	11	0	2	7	10	1	43	2.4

KAHLIEL SPEAR CAREER GAME-BY-GAME

SPEAR'S 2019-20 GAME-BY-GAME STATISTICS

Opponent	Min.	FG-A	Pct.	3FG-A	Pct.	FT-A	Pct.	RB	PF	A	TO	B	S	PTS
Fairfield	20	4-8	.500	1-2	.500	1-2	.500	9	1	0	2	2	1	10
Vermont	12	1-2	.500	0-1	.000	0-0	—	2	2	0	2	0	0	2
Hofstra	18	3-8	.375	1-2	.500	1-1	1.000	3	1	2	2	4	0	8
Canisius	9	2-4	.500	2-2	1.000	0-0	—	0	1	0	0	0	0	6
Penn State														
Syracuse														
Seattle														
Yale/WMU														
Princeton														
Rider														
Albany														
Siena														
La Salle														
Army*														
Lafayette*														
Navy*														
Holy Cross*														
American*														
Lehigh*														
Colgate*														
Loyola*														
Army*														
Boston U.*														
Lafayette*														
Loyola*														
Navy*														
American*														
Holy Cross*														
Lehigh*														
Colgate*														
Boston U.*														

* Patriot League game ^ Patriot League Tournament Games started in **bold**

SPEAR'S 2018-19 GAME-BY-GAME STATISTICS

Opponent	Min.	FG-A	Pct.	3FG-A	Pct.	FT-A	Pct.	RB	PF	A	TO	B	S	PTS
St. Bona														
Fairfield	2	0-1	.000	0-1	.000	0-0	—	1	0	0	0	1	0	0
Canisius	2	0-0	—	0-0	—	0-3	.000	0	0	0	0	0	0	0
Vermont	0+	0-0	—	0-0	—	0-0	—	0	0	0	0	0	0	0
Northeastern	2	1-1	1.000	0-0	—	0-0	—	0	0	0	0	0	0	2
Monmouth	2	0-1	.000	0-0	—	0-0	—	1	1	0	0	0	0	0
La Salle	1	1-1	1.000	0-0	—	0-0	—	0	0	0	0	0	0	2
Ohio State														
St. Mary's														
Rhode Island														
TCU	0+	0-0	—	0-0	—	0-0	—	0	0	0	0	0	0	0
UNLV	3	1-1	1.000	0-0	—	0-0	—	0	0	0	0	0	0	2
Army*														
Boston U.*														
Colgate*														
American*														
Holy Cross*														
Lehigh*														
Loyola*	3	2-2	1.000	2-2	1.000	0-0	—	2	1	0	0	2	0	6
American*	3	0-0	—	0-0	—	0-0	—	1	1	0	0	1	0	0
Navy*														
Lafayette*	3	1-3	.333	0-1	.000	0-0	—	4	1	0	0	0	0	2
Loyola*														
Boston U.*														
Lehigh*														
Holy Cross*														
Colgate*														
Lafayette*	9	0-4	.000	0-1	.000	0-0	—	0	1	0	1	0	0	0
Navy*														
Army*														
Holy Cross^	1	0-1	.000	0-0	—	0-0	—	1	0	0	0	0	0	0
Lehigh^	2	1-1	1.000	0-0	—	1-1	1.000	0	1	0	0	0	0	3
Colgate^														

* Patriot League game ^ Patriot League Tournament Games started in **bold**

#40 • ALEX TIMMERMAN • FRESHMAN • CENTER • 6-9 • 294 • CRYSTAL LAKE, ILL. • CRYSTAL LAKE CENTRAL

Big, strong center who can carve out space around the rim ... excellent footwork for a player of his size ... able to score away from the basket as well ... good passer out of the low post ... physical presence who will help give Bucknell good depth in the frontcourt.



HIGH SCHOOL/PERSONAL

Born Feb. 19, 2001 in Woodstock, Ill. ... son of Matthew and Lauren Timmerman ... has two younger sisters, Madeline and McKenna ... mother played volleyball at Valparaiso ... uncle, Rich Stanfel, played basketball at Ohio University ... 2019 graduate of Crystal Lake Central H.S. ... as a senior helped his team to a 21-12 record and a share of the Fox Valley Conference title ... First Team All-Area and All-Conference and Class 4A Honorable Mention All-State in 2018 and 2019 ... eclipsed the 1,000-point mark as a junior ... as a senior averaged 17.4 points and 9.2 rebounds per game ... as a junior averaged 15.7 points, 9.3 rebounds, 1.9 assists and 1.8 blocked shots while shooting 57 percent ... has also spent two grassroots seasons with Fundamental University.

TIMMERMAN'S CAREER HIGHS

Points:	0
Rebounds:	0
Assists:	0
Steals:	0
Blocks:	0
FG Made:	0
FG Attempted:	0
3-pt FG Made:	0
3-pt FG Attempted:	0
FT Made:	0
FT Attempted:	0

TIMMERMAN'S SEASON HIGHS

Points:	0
Rebounds:	0
Assists:	0
Steals:	0
Blocks:	0
FG Made:	0
FG Attempted:	0
3-pt FG Made:	0
3-pt FG Attempted:	0
FT Made:	0
FT Attempted:	0

TIMMERMAN'S CAREER STATISTICS

Year	G	GS	Min.	Avg.	FGM	FGA	Pct.	3FGM	3FGA	Pct.	FTM	FTA	Pct.	OR	DR	Reb.	RPG	PF	DQ	A	TO	BK	ST	Pts.	PPG
2019-20																									
TOTAL																									

ALEX TIMMERMAN CAREER GAME-BY-GAME

TIMMERMAN'S 2019-20 GAME-BY-GAME STATISTICS

Opponent	Min.	FG-A	Pct.	3FG-A	Pct.	FT-A	Pct.	RB	PF	A	TO	B	S	PTS
Fairfield		DNP												
Vermont		DNP												
Hofstra		DNP												
Canisius		DNP												
Penn State														
Syracuse														
Seattle														
Yale/WMU														
Princeton														
Rider														
Albany														
Siena														
La Salle														
Army*														
Lafayette*														
Navy*														
Holy Cross*														
American*														
Lehigh*														
Colgate*														
Loyola*														
Army*														
Boston U.*														
Lafayette*														
Loyola*														
Navy*														
American*														
Holy Cross*														
Lehigh*														
Colgate*														
Boston U.*														

* Patriot League game ^ Patriot League Tournament Games started in **bold**

#11 • AVI TOOMER • SENIOR • GUARD • 6-3 • 190 • ATLANTA, GA. • GRADY

Brings excellent speed and quickness to the Bucknell backcourt ... has the ability to shoot off the dribble and knock down the open 3 ... has improved his outside shot and also likes to get to the basket ... came to Bucknell as a college-ready defender, a trait that earned him immediate playing time as a freshman.



2019-20

Team co-captain ... missed the first 3G of the season due to injury ... made his return to the lineup at Canisius and scored a career-high 20 pts. (6-10 FG, 3-5 3FG, 5-6 FT) along with 5 reb., 3 asst.

2018-19

Played in all 33 games with 32 starts (lone non-start was on Senior Day) ... averaged 8.7 ppg, 3.7 rpg ... 2nd on team with 48 3FGs ... led team with 41 stl. ... 9th in Patriot League with 1.2 spg ... shot 44.0 FG%, 35.3 3FG%, 66.7 FT% ... scored in double figures 14 times ... had 9 pts., 6 reb. and made big plays down the stretch in an OT win at St. Bonaventure on opening night ... scored tying bucket with 0:41 left in regulation, helping Bucknell complete a comeback from 13 pts. down ... also forced a turnover on the Bonnies' final possession of regulation, and hit the go-ahead FT in OT ... 10 pts. 8 reb. (6 OR) vs. Fairfield ... big game in home win vs. Monmouth with career-highs 17 pts. (6-12 FG, 3-7 3FG), 4 stl. ... led a defense that held the Hawks to 43 pts. ... had a 2nd straight 17-pt. game (5-8 FG, 4-6 3FG) in win at La Salle ... hit 2 big 3FGs in final 5 min. to help hold off a late La Salle run ... also tied his career high with 6 asst. and had 3 stl. in that game ... tied for team-high honors with 13 pts. (5-10 FG, 3-6 3FG) at Ohio State ... 13 pts. (5-9 FG) in win over Rhode Island at Diamond Head Classic ... 11 pts. (3-5 3FG), 3 stl. in third-place game win over UNLV ... hit the game-winning layup in transition with 1.6 seconds remaining to give Bucknell a 64-63 win at Army ... finished with 7 pts. in that game, all in the 2nd half as the team rallied from 26 down to win ... hit 3 first-half 3FGs and finished with 13 pts., 6 reb., 3 stl. in home win over Holy Cross ... big night in home win over Loyola with 14 pts., 7 reb., 2 stl. ... tied for team-high honors with 14 pts. in home win over Navy ... hit 4-8 3FG and scored team-high 16 pts. at Colgate ... hit 3-4 from 3FG and scored 11 pts. in home win over Lafayette ... halftime buzzer-beater gave Bucknell a school-record 63 points in 1st half ... came up with a game-winning steal in the final seconds to protect a 62-61 lead in home win over Army ... recorded 10 of his 12 pts. in 2nd half in PL semifinal win over Lehigh ... 10 pts. in PL championship game at Colgate.

2017-18

Played in 18 games with 10 starts in an injury-plagued season ... averaged 4.7 ppg, 2.3 rpg while shooting 40.0 FG%, 39.1 3FG%, 83.3 FT% ... hit 2 3FGs in each of the first 3G of the season ... scored 8 pts. at Arkansas ... on Nov. 17 was diagnosed with stress reaction in left leg ... after a 16G injury absence returned to the lineup at Loyola on Jan. 17 ... played 14 min. off bench and hit a big 3FG in the 2nd half on lone shot attempt ... scored 10 pts. (4-9 FG, 2-4 3FG) in 16 min. in home win over Holy Cross ... had a 2nd straight 10-pt. game (4-5 FG, 2-3 3FG) in win at Navy ... 8 pts. (3-4 FG, 2-3 3FG) in big win at Boston University ... went 8-8 FT in win over Army ... returned to starting lineup in home win over Colgate ... tallied 8 pts. (3-5 FG) in PL championship game win over Colgate after tallying 7 reb. in semifinal win over Boston U.

2016-17

Played in every game as a rookie, with his minutes rising as the season progressed ... started the Patriot League opener at Navy after Nate Jones went down with an injury and started every game (22) thereafter ... not a prolific scorer at this stage of his career, but defense was his ticket to playing time ... often matched up with the opposition's top scoring guard ... tallied 3.2 ppg and 2.3 rpg ... shot 45.7 FG% and his 15-42 (.357) from 3FG ... averaged 1.1 spg ... debuted on opening night vs. Manhattan and made his only FG attempt in 6 min. ... played 20 min. in win at Vanderbilt ... scored 5 pts. and played strong defense ... strong performance in a win over Norfolk State, where he had 8 pts. (3-5 3FG, 1-2 3FG), 4 reb., 3 asst. ... also locked up high-scoring guard Jonathan Wade, who came in averaging 20.0 ppg but was held to 13 pts., 6 TOs ... made 1st career start in win at Navy ... one game later had his best game to date, with 11 pts. (5-9 FG, 1-3 3FG), 5 reb., 3 stl., 0 TO in 28 min. in home win over Army ... had 9 pts. (3-6 FG, 2-4 3FG), 3 stl., 2 asst. in home win over Loyola ... all 3 stl. came in 1st half ... played a critical role in the home win over Boston U., even though he did not attempt a FG in 30 min. ... went 8-12 from FT line, had 3 stl., and held First Team All-PL guard Eric Fanning without a FG ... another big game vs. Army at West Point with 8 pts., 4 reb., 3 asst., 3 stl., 0 TO ... set career highs with 9 reb., 6 asst. in PL title game win over Lehigh ... made only 1 FG in that game, but it was a 3FG with 0:03 left in the 1st half that gave the Bison the lead for good ... had 3 pts., 2 reb., 2 asst. vs. West Virginia in NCAA Tournament.

HIGH SCHOOL/PERSONAL

Full name is Avi Christopher Khari Toomer ... born Sept. 19, 1997 in Cincinnati, Ohio ... parents are Dwayne Toomer and Tracey Martin-Toomer ... has a sister, Ayanna ... 2016 graduate of Grady High School ... as a senior was named Region 6AAAA Player of the Year and First Team All-State after leading his team to the state semifinals and a school-record 28 wins ... averaged 23.6 points, 9.5 rebounds, 2.8 assists and 2.7 steals per game as a senior ... shot 66% from the field and 50% from 3-point range ... graduated with more than 1,500 points, 500 rebounds and 200 assists ... had a 52-point game, which was the highest in the state of Georgia that season ... as a junior in 2015 earned First Team All-Region 6AAAA honors and was runner-up for 6AAAA Player of the Year ... 2015 *Atlanta Journal Constitution* Second Team All-State ... team MVP after tallying 19.8 points, 7.6 rebounds, 2.2 assists per game ... Second Team All-Region as a sophomore in 2014 ... played AAU ball for the Georgia Heat and was team MVP from 2011-14 ... also played for the Atlanta Express ... majoring in international relations.

TOOMER'S CAREER HIGHS

Points:	20	at Canisius	11/16/2019
Rebounds:	9	vs. Lehigh	3/8/2017
Assists:	6	three times	
Steals:	4	vs. Monmouth	12/1/2018
Blocks:	1	11 times	
FG Made:	6	twice	
FG Attempted:	14	vs. Holy Cross	1/14/2019
3-pt FG Made:	4	twice	
3-pt FG Attempted:	11	vs. Holy Cross	1/14/2019
FT Made:	8	twice	
FT Attempted:	12	vs. Boston University	1/21/2017

TOOMER'S SEASON HIGHS

Points:	20	at Canisius	11/16/2019
Rebounds:	5	at Canisius	11/16/2019
Assists:	3	at Canisius	11/16/2019
Steals:	1	at Canisius	11/16/2019
Blocks:	0		
FG Made:	6	at Canisius	11/16/2019
FG Attempted:	10	at Canisius	11/16/2019
3-pt FG Made:	3	at Canisius	11/16/2019
3-pt FG Attempted:	5	at Canisius	11/16/2019
FT Made:	5	at Canisius	11/16/2019
FT Attempted:	6	at Canisius	11/16/2019

TOOMER'S CAREER STATISTICS

Year	G	GS	Min.	Avg.	FGM	FGA	Pct.	3FGM	3FGA	Pct.	FTM	FTA	Pct.	OR	DR	Reb.	RPG	PF	DQ	A	TO	BK	ST	Pts.	PPG
2016-17	35	22	676	19.3	37	81	.457	15	42	.357	22	46	.478	16	64	80	2.3	70	1	33	39	2	36	111	3.2
2017-18	18	10	358	19.9	28	70	.400	18	46	.391	10	12	.833	13	28	41	2.3	59	3	18	12	2	12	84	4.7
2018-19	33	32	831	25.2	96	218	.440	48	136	.353	48	72	.667	30	93	123	3.7	116	8	61	44	7	41	288	8.7
2019-20	1	1	22	22.0	6	10	.600	3	5	.600	5	6	.833	2	3	5	5.0	4	0	3	4	0	1	20	20.0
TOTAL	87	65	1887	21.7	167	379	.441	84	229	.367	85	136	.625	61	188	249	2.9	249	12	115	99	11	90	503	5.8

AVI TOOMER CAREER GAME-BY-GAME

TOOMER'S 2019-20 GAME-BY-GAME STATISTICS

Opponent	Min.	FG-A	Pct.	3FG-A	Pct.	FT-A	Pct.	RB	PF	A	TO	B	S	PTS	
Fairfield		DNP—INJ													
Vermont		DNP—INJ													
Hofstra		DNP—INJ													
Canisius	21	6-10	.600	3-5	.600	5-6	.833	5	4	3	4	0	1	20	
Penn State															
Syracuse															
Seattle															
Yale/WMU															
Princeton															
Rider															
Albany															
Siena															
La Salle															
Army*															
Lafayette*															
Navy*															
Holy Cross*															
American*															
Lehigh*															
Colgate*															
Loyola*															
Army*															
Boston U.*															
Lafayette*															
Loyola*															
Navy*															
American*															
Holy Cross*															
Lehigh*															
Colgate*															
Boston U.*															

* Patriot League game ^ Patriot League Tournament Games started in bold

TOOMER'S 2018-19 GAME-BY-GAME STATISTICS

Opponent	Min.	FG-A	Pct.	3FG-A	Pct.	FT-A	Pct.	RB	PF	A	TO	B	S	PTS
St. Bona	36	3-9	.333	1-6	.167	2-6	.333	6	3	1	1	0	0	9
Fairfield	28	4-9	.444	2-6	.333	0-4	.000	8	3	2	0	1	1	10
Canisius	20	1-2	.500	0-1	.000	0-1	.000	2	5	1	1	0	1	2
Vermont	24	1-5	.200	0-3	.000	3-3	1.000	5	4	0	0	0	0	5
Northeastern	17	4-6	.667	1-1	1.000	0-0	—	2	3	1	0	0	1	9
Monmouth	26	6-12	.500	3-7	.429	2-3	.667	2	2	1	3	0	4	17
La Salle	28	5-8	.625	4-6	.667	3-5	.600	6	4	6	2	0	3	17
Ohio State	33	5-10	.500	3-6	.500	0-0	—	3	3	3	0	0	1	13
St. Mary's	21	1-4	.250	0-2	.000	0-0	—	2	3	1	2	0	1	2
Rhode Island	30	5-9	.556	1-3	.333	2-5	.400	1	5	1	0	0	1	13
TCU	23	1-3	.333	1-3	.333	5-6	.833	2	5	0	0	0	0	8
UNLV	21	3-5	.600	3-5	.600	2-2	1.000	3	4	2	1	0	3	11
Army*	27	3-6	.500	0-2	.000	1-2	.500	6	4	2	1	0	1	7
Boston U.*	26	2-3	.667	1-1	1.000	1-2	.500	1	5	1	1	1	0	6
Colgate*	30	3-7	.429	2-5	.400	4-4	1.000	3	2	3	3	0	3	12
American*	31	2-5	.400	0-2	.000	1-2	.500	3	2	3	4	1	0	5
Holy Cross*	28	4-14	.286	3-11	.273	2-2	1.000	6	2	2	3	1	3	13
Lehigh*	26	1-6	.167	1-4	.250	0-0	—	2	3	1	3	0	3	3
Loyola*	21	5-8	.625	2-4	.500	2-2	1.000	7	3	0	1	0	2	14
American*	27	2-5	.400	1-2	.500	1-2	.500	4	5	0	0	1	0	6
Navy*	22	4-9	.444	3-7	.429	3-3	1.000	6	3	1	2	0	1	14
Lafayette*	28	1-6	.167	1-5	.200	0-0	—	6	3	6	1	0	1	3
Loyola*	27	1-3	.333	0-2	.000	4-5	.800	7	4	3	0	0	1	6
Boston U.*	28	2-8	.250	1-5	.200	2-4	.500	1	4	5	2	1	2	7
Lehigh*	22	2-6	.333	1-4	.250	0-0	—	5	3	0	3	0	0	5
Holy Cross*	31	3-8	.375	2-6	.333	1-2	.500	3	3	3	2	1	2	9
Colgate*	21	5-10	.500	4-8	.500	2-2	1.000	1	5	2	0	0	1	16
Lafayette*	22	4-7	.571	3-4	.750	0-0	—	1	2	2	1	0	2	11
Navy*	22	1-3	.333	0-2	.000	0-0	—	3	5	1	2	0	1	2
Army*	21	2-5	.400	0-3	.000	0-0	—	5	3	2	1	0	2	4
Holy Cross^	24	2-5	.400	1-3	.333	2-2	1.000	5	2	1	1	0	0	7
Lehigh^	17	5-7	.714	1-3	.333	1-1	1.000	2	4	1	1	0	0	12
Colgate^	27	3-5	.600	2-4	.500	2-2	1.000	4	5	3	2	0	0	10

* Patriot League game ^ Patriot League Tournament Games started in bold

TOOMER'S 2017-18 GAME-BY-GAME STATISTICS

Opponent	Min.	FG-A	Pct.	3FG-A	Pct.	FT-A	Pct.	RB	PF	A	TO	B	S	PTS	
Monmouth	23	2-5	.400	2-5	.400	0-0	—	1	4	3	0	0	1	6	
Arkansas	25	3-7	.429	2-5	.400	0-0	—	1	4	0	2	0	1	8	
UNC	32	2-5	.400	2-4	.500	0-2	.000	3	5	1	1	1	0	6	
Maryland		DNP-INJ													
Siena		DNP-INJ													
Ball State		DNP-INJ													
Stony Brook		DNP-INJ													
St. Joseph's		DNP-INJ													
Vermont		DNP-INJ													
Northeastern		DNP-INJ													
VCU		DNP-INJ													
Richmond		DNP-INJ													
La Salle		DNP-INJ													
American*		DNP-INJ													
Boston U.*		DNP-INJ													
Army*		DNP-INJ													
Lafayette*		DNP-INJ													
Lehigh*		DNP-INJ													
Colgate*		DNP-INJ													
Loyola*	14	1-1	1.000	1-1	1.000	0-0	—	1	2	0	1	0	0	3	
Holy Cross*	16	4-9	.444	2-4	.500	0-0	—	0	1	1	1	0	1	10	
Navy*	18	4-5	.800	2-3	.667	0-0	—	2	2	0	0	0	1	10	
Boston U.*	15	3-4	.750	2-3	.667	0-0	—	2	2	1	0	0	0	8	
Army*	25	0-5	.000	0-2	.000	8-8	1.000	4	3	1	1	0	0	8	
Lafayette*	17	2-3	.667	1-1	1.000	0-0	—	1	3	0	0	0	1	5	
Lehigh*	21	0-4	.000	0-3	.000	0-0	—	4	5	1	0	0	1	0	
Colgate*	18	0-2	.000	0-2	.000	0-0	—	1	4	1	1	0	1	0	
Loyola*	15	0-1	.000	0-1	.000	2-2	1.000	1	2	2	0	1	0	2	
Holy Cross*	33	1-4	.250	0-2	.000	0-0	—	5	3	4	1	0	2	2	
Navy*	16	0-1	.000	0-1	.000	0-0	—	1	4	1	2	0	1	0	
American*	22	2-7	.286	1-3	.333	0-0	—	4	1	4	1	0	0	5	
Loyola^		DNP													
Boston U.^	16	1-1	1.000	1-1	1.000	0-0	—	7	5	1	1	0	2	3	
Colgate^	20	3-5	.600	2-4	.500	0-0	—	2	4	1	0	0	0	8	
Michigan St.+	12	0-1	.000	0-1	.000	0-0	—	0	4	0	0	0	0	0	

* Patriot League game ^ Patriot League tourn. + NCAA tourn. Games started in bold


TOOMER'S 2016-17 GAME-BY-GAME STATISTICS

Opponent	Min.	FG-A	Pct.	3FG-A	Pct.	FT-A	Pct.	RB	PF	A	TO	B	S	PTS
Manhattan	6	1-1	1.000	0-0	—	0-0	—	1	0	0	1	0	0	2
Wake Forest	4	0-1	.000	0-0	—	0-0	—	0	0	1	0	0	0	0
Robert Morris	12	0-3	.000	0-2	.000	0-2	.000	3	1	0	1	1	0	0
Butler	14	0-1	.000	0-0	—	0-0	—	0	0	1	0	0	0	0
Vanderbilt	20	2-4	.500	0-2	.000	1-2	.500	1	2	1	0	0	2	5
Norfolk State	25	3-5	.600	1-2	.500	1-4	.250	4	1	3	0	0	1	8
No. Colorado	7	0-0	—	0-0	—	0-0	—	0	0	0	0	0	0	0
Richmond	5	0-1	.000	0-1	.000	0-0	—	0	2	0	1	0	0	0
La Salle	7	0-0	—	0-0	—	0-0	—	0	2	0	2	0	0	0
Fairfield	12	1-2	.500	0-0	—	0-1	.000	1	2	0	2	0	0	2
Siena	9	1-1	1.000	1-1	1.000	0-0	—	0	0	0	0	0	0	3
Mt. St. Mary's	10	0-0	—	0-0	—	0-0	—	1	2	0	0	0	1	0
Princeton	11	1-1	1.000	1-1	1.000	0-0	—	1	2	0	1	0	1	3
Navy*	16	1-4	.250	0-2	.000	0-2	.000	2	3	0	1	0	0	2
Army*	28	5-9	.556	1-3	.333	0-0	—	5	2	1	0	0	3	11
American*	25	0-0	—	0-0	—	0-0	—	2	4	1	1	0	2	0
Holy Cross*	23	2-3	.667	1-2	.500	0-0	—	1	1	0	1	0	1	5
Lehigh*	29	2-3	.667	1-1	1.000	0-0	—	3	3	2	0	0	0	5
Colgate*	31	1-3	.333	1-2	.500	3-4	.750	2	1	1	3	0	1	6
Loyola*	28	3-6	.500	2-4	.500	1-2	.500	0	5	2	2	0	3	9
Boston U.*	30	0-0	—	0-0	—	8-12	.667	4	2	1	2	0	3	8
Lafayette*	15	0-1	.000	0-1	.000	0-0	—	1	2	0	0	0	1	0
Army*	29	3-5	.600	1-3	.333	1-2	.500	4	3	3	0	0	3	8
American*	27	1-1	1.000	0-0	—	0-0	—	5	3	1	3	0	1	2
Holy Cross*	22	1-2	.500	1-2	.500	4-4	1.000	4	4	1	1	0	1	7
Lehigh*	23	0-0	—	0-0	—	0-0	—	0	2	1	2	0	0	0
Colgate*	27	1-3	.333	0-2	.000	1-4	.250	2	1	0	3	0	2	3
Loyola*	21	1-2	.500	0-1	.000	1-2	.500	2	3	1	2	0	0	3
Boston U.*	27	1-2	.500	0-1	.000	0-0	—	4	3	1	2	0	2	2
Lafayette*	12	2-4	.500	1-2	.500	0-0	—	2	3	0	0	0	2	5
Navy*	22	0-0	—	0-0	—	0-0	—	5	2	2	4	1	3	0
Army^	22	2-4	.500	2-3	.667	0-2	.000	6	2	1	1	0	0	6
Navy^	27	0-1	.000	0-0	—	0-0	—	3	4	0	0	0	0	0
Lehigh^	26	1-6	.167	1-3	.333	0-1	.000	9	1	6	1	0	2	3
West Virginia+	24	1-2	.500	0-1	.000	1-2	.500	2	2	2	2	0	0	3

* Patriot League game ^ Patriot League tourn. + NCAA tourn. Games started in bold

#32 • JAKE VAN DER HEIJDEN • FRESHMAN • FORWARD • 6-8 • 212 • RALEIGH, N.C. • RAVENSCROFT

Long, lefty forward with deep shooting range ... gets great elevation on his shot and has a ton of confidence in his scoring ability ... good athlete who can play both forward positions ... has the potential to be an explosive scorer as he continues to adjust to the college game.



HIGH SCHOOL/PERSONAL

Born July 4, 2000 in Raleigh, N.C. ... son of Allard and Kim van der Heijden ... has a younger brother, Eric ... father played professional basketball in The Netherlands ... mother played college basketball at UMass Lowell and later played professionally ... uncle, Bill Brigham, played at George Washington ... team captain at Ravenscroft ... hit 67 3-pointers and averaged 13.7 points per game as a senior ... six 20-point games, with a high of 25 against Providence Day ... averaged 13.5 points per game as a junior in 2018 ... team's leading scorer at the 2018 MLK Showcase with 36 points (6-for-7 3-point shooting) ... earned TSAC All-Conference honors ... No. 16 ranked player in the state of North Carolina by Phenom Hoops Report ... Phenom national showcase game MVP ... high school team won four straight conference titles ... team also won the South Granville Holiday Invitational in 2018 and the John Wall Holiday Invitational in 2016 ... also played for Team Wall on the Adidas Gold Gauntlet, where he started and averaged 12 points per game.

VAN DER HEIJDEN'S CAREER HIGHS

Points:	0
Rebounds:	0
Assists:	0
Steals:	0
Blocks:	0
FG Made:	0
FG Attempted:	1 vs. Hofstra 11/13/2019
3-pt FG Made:	0
3-pt FG Attempted:	1 vs. Hofstra 11/13/2019
FT Made:	0
FT Attempted:	0

VAN DER HEIJDEN'S SEASON HIGHS

Points:	0
Rebounds:	0
Assists:	0
Steals:	0
Blocks:	0
FG Made:	0
FG Attempted:	1 vs. Hofstra 11/13/2019
3-pt FG Made:	0
3-pt FG Attempted:	1 vs. Hofstra 11/13/2019
FT Made:	0
FT Attempted:	0

VAN DER HEIJDEN'S CAREER STATISTICS

Year	G	GS	Min.	Avg.	FGM	FGA	Pct.	3FGM	3FGA	Pct.	FTM	FTA	Pct.	OR	DR	Reb.	RPG	PF	DQ	A	TO	BK	ST	Pts.	PPG
2019-20	1	0	2	2.0	0	1	.000	0	1	.000	0	0	.000	0	0	0	0.0	0	0	0	0	0	0	0	0.0
TOTAL	1	0	2	2.0	0	1	.000	0	1	.000	0	0	.000	0	0	0	0.0	0	0	0	0	0	0	0	0.0

JAKE VAN DER HEIJDEN'S CAREER GAME-BY-GAME

VAN DER HEIJDEN'S 2019-20 GAME-BY-GAME STATISTICS

Opponent	Min.	FG-A	Pct.	3FG-A	Pct.	FT-A	Pct.	RB	PF	A	TO	B	S	PTS
Fairfield														
Vermont														
Hofstra	2	0-1	.000	0-1	.000	0-0	—	0	0	0	0	0	0	0
Canisius														
Penn State														
Syracuse														
Seattle														
Yale/WMU														
Princeton														
Rider														
Albany														
Siena														
La Salle														
Army*														
Lafayette*														
Navy*														
Holy Cross*														
American*														
Lehigh*														
Colgate*														
Loyola*														
Army*														
Boston U.*														
Lafayette*														
Loyola*														
Navy*														
American*														
Holy Cross*														
Lehigh*														
Colgate*														
Boston U.*														

* Patriot League game ^ Patriot League Tournament Games started in **bold**

GAME 1
BUCKNELL68
FAIRFIELD64
WEBSTER BANK ARENA • BRIDGEPORT, CONN. • TUESDAY, NOV. 5, 2019

Official Basketball Box Score -- Game Totals -- Final Statistics
Bucknell vs Fairfield
 11/05/19 7:00 pm at Bridgeport, Conn. (Webster Bank Arena)

Bucknell 68 • 1-0

#	Player	Total		3-Ptr		Rebounds			PF	TP	A	T	Blk	Stl	Min
		FG-FGA	FT-FTA	FG-FGA	FT-FTA	Off	Def	Tot							
13	Moore, Bruce	f 4-8	0-4	7-8	0	1	1	2	15	0	1	1	1	1	27
14	Robertson, Ben	f 0-1	0-0	0-0	1	1	2	1	0	1	0	0	0	0	15
00	Newman, Paul	c 0-4	0-0	0-0	1	3	4	4	0	1	1	2	0	0	11
04	Sotos, Jimmy	g 2-9	2-4	0-0	0	5	5	3	6	5	2	0	2	3	33
10	Funk, Andrew	g 2-5	1-4	2-2	0	1	1	2	7	1	1	0	0	1	35
02	Ellis, Walter	g 3-4	3-4	2-2	0	3	3	11	1	1	1	0	0	1	20
03	Rhodes, Malachi	g 0-0	0-0	0-0	0	0	0	0	0	0	0	0	0	0	1
12	Meeks, John	g 7-14	3-4	2-3	2	2	4	19	2	5	0	0	0	26	
21	Rice, Xander	g 0-2	0-1	0-0	0	1	1	0	0	3	0	0	0	12	
23	Spear, Kahliel	g 4-8	1-2	1-2	0	9	9	1	10	0	2	2	1	20	
Team					3	0	3								
Totals		22-55	10-23	14-17	7	26	33	20	68	14	13	5	4	200	

FG % 1st Half: 12-30 40.0% 2nd half: 10-25 40.0% Game: 22-55 40.0% Deadball Rebounds 4
 3FG % 1st Half: 4-8 50.0% 2nd half: 6-15 40.0% Game: 10-23 43.5%
 FT % 1st Half: 5-7 71.4% 2nd half: 9-10 90.0% Game: 14-17 82.4%

Fairfield 64 • 0-1

#	Player	Total		3-Ptr		Rebounds			PF	TP	A	T	Blk	Stl	Min
		FG-FGA	FT-FTA	FG-FGA	FT-FTA	Off	Def	Tot							
01	Chris Maidoh	f 0-1	0-1	1-3	0	3	3	3	1	0	0	3	0	17	
12	Kevin Senghore-Peter	f 0-3	0-0	0-2	1	5	6	3	0	0	1	0	0	21	
02	Taj Benning	g 6-15	0-0	0-0	2	5	7	0	12	0	1	0	1	35	
24	Jesus Cruz	g 10-18	0-3	4-5	0	4	4	3	24	2	2	0	0	35	
25	Landon Taliaferro	g 5-12	2-7	5-6	1	1	2	1	17	2	2	0	1	30	
10	Allan Jeanne-Rose	g 0-1	0-0	0-0	0	3	3	1	0	2	2	0	0	16	
11	Calvin Whipple	g 0-3	0-1	0-0	1	1	2	0	0	1	1	0	0	14	
15	Wassef Methnani	g 1-3	0-0	2-2	3	1	4	2	4	0	1	0	0	13	
23	Vincent Eze	g 2-3	0-0	2-2	2	4	6	3	6	2	2	0	1	19	
Team					3	1	4								
Totals		24-59	2-12	14-20	13	28	41	16	64	9	12	3	3	200	

FG % 1st Half: 10-25 40.0% 2nd half: 14-34 41.2% Game: 24-59 40.7% Deadball Rebounds 2
 3FG % 1st Half: 0-5 0.0% 2nd half: 2-7 28.6% Game: 2-12 16.7%
 FT % 1st Half: 13-14 92.9% 2nd half: 1-6 16.7% Game: 14-20 70.0%

Officials: John Garbinski, Kevin O'Connell, Kevin Ferguson
 Technical fouls: Bucknell-None. Fairfield-None.
 Attendance: 1063

Score by periods	1st	2nd	Total
Bucknell	33	35	68
Fairfield	33	31	64

Last FG - BUCKNELL 2nd-05:15, FAIR 2nd-00:03.
 Largest lead - BUCKNELL by 15 2nd-05:15, FAIR by 6 1st-15:00.
 BUCKNELL led for 19:44. FAIR led for 10:33. Game was tied for 09:43.

Score tied - 9 times.
 Lead changed - 5 times.

GAME 2
VERMONT66
BUCKNELL63
SOJKA PAVILION • LEWISBURG, PA. • SUNDAY, NOV. 10, 2019

Official Basketball Box Score -- Game Totals -- Final Statistics
Vermont vs Bucknell
 11/10/19 2:00 pm at Lewisburg, Pa. (Sojka Pavilion)

Vermont 66 • 2-0

#	Player	Total		3-Ptr		Rebounds			PF	TP	A	T	Blk	Stl	Min
		FG-FGA	FT-FTA	FG-FGA	FT-FTA	Off	Def	Tot							
03	Anthony Lamb	f 7-15	1-4	5-8	2	1	3	4	20	0	3	0	1	19	
02	Daniel Giddens	c 0-0	0-0	0-0	0	2	2	0	0	3	2	0	0	11	
00	Stef Smith	g 1-9	1-4	0-0	0	3	3	1	3	2	1	0	0	22	
21	Everett Duncan	g 3-5	0-2	4-5	0	3	3	4	10	2	0	0	0	33	
24	Ben Shungu	g 4-13	0-3	2-4	1	6	7	2	10	1	3	0	1	34	
01	Aaron Deloney	g 1-4	0-2	0-0	1	0	1	1	2	0	1	0	1	8	
04	Robin Duncan	g 0-3	0-2	2-6	2	5	7	1	2	3	1	0	2	22	
05	Duncan Demuth	g 1-4	1-4	0-0	1	1	2	1	3	1	0	0	0	23	
12	Bailey Patella	g 0-0	0-0	0-0	1	1	2	0	0	0	0	0	0	7	
35	Ryan Davis	g 5-11	1-4	5-6	5	5	10	4	16	0	1	0	0	21	
Team					1	2	3								
Totals		22-64	4-25	18-29	13	29	42	22	66	9	13	2	7	200	

FG % 1st Half: 12-35 34.3% 2nd half: 10-29 34.5% Game: 22-64 34.6% Deadball Rebounds 7.1
 3FG % 1st Half: 3-14 21.4% 2nd half: 1-11 9.1% Game: 4-25 16.0%
 FT % 1st Half: 5-11 45.5% 2nd half: 13-18 72.2% Game: 18-29 62.1%

Bucknell 63 • 1-1

#	Player	Total		3-Ptr		Rebounds			PF	TP	A	T	Blk	Stl	Min
		FG-FGA	FT-FTA	FG-FGA	FT-FTA	Off	Def	Tot							
13	Moore, Bruce	f 5-8	0-1	6-8	1	1	2	5	16	1	3	1	0	31	
14	Robertson, Ben	f 1-2	0-1	0-0	0	0	0	1	2	1	0	0	0	15	
00	Newman, Paul	c 3-6	0-0	0-2	1	10	11	4	6	0	1	0	0	17	
04	Sotos, Jimmy	g 5-16	2-11	0-1	1	6	7	2	12	3	4	1	1	36	
10	Funk, Andrew	g 3-8	1-5	0-0	0	7	7	1	7	2	1	2	0	35	
02	Ellis, Walter	g 0-2	0-2	0-0	0	1	1	2	0	0	1	0	0	18	
03	Rhodes, Malachi	g 0-0	0-0	0-0	0	0	0	0	0	0	0	0	0	1	
12	Meeks, John	g 5-10	0-1	6-7	1	2	3	2	16	0	2	0	0	26	
21	Rice, Xander	g 0-0	0-0	2-4	0	1	1	2	2	1	1	0	0	9	
23	Spear, Kahliel	g 1-2	0-1	0-0	0	2	2	2	2	0	2	0	0	12	
Team					0	2	2								
Totals		23-54	3-22	14-22	4	32	36	21	63	8	15	4	2	200	

FG % 1st Half: 13-27 48.1% 2nd half: 10-27 37.0% Game: 23-54 42.6% Deadball Rebounds 5.1
 3FG % 1st Half: 2-11 18.2% 2nd half: 1-11 9.1% Game: 3-22 13.6%
 FT % 1st Half: 7-11 63.6% 2nd half: 7-11 63.6% Game: 14-22 63.6%

Officials: Jeff Clark, Sean Hull, Patrick Rock
 Technical fouls: Vermont-None. Bucknell-None.
 Attendance: 2321

Score by periods	1st	2nd	Total
Vermont	32	34	66
Bucknell	35	28	63

Last FG - VERMONT 2nd-02:34, BUCKNELL 2nd-00:10.
 Largest lead - VERMONT by 52 2nd-06:19, BUCKNELL by 9 1st-15:27.
 VERMONT led for 12:39. BUCKNELL led for 22:34. Game was tied for 04:47.

Score tied - 10 times.
 Lead changed - 6 times.

GAME 3
HOFSTRA71
BUCKNELL86
SOJKA PAVILION • LEWISBURG, PA. • WEDNESDAY, NOV. 13, 2019

Official Basketball Box Score -- Game Totals -- Final Statistics
Hofstra vs Bucknell
 11/13/19 7:00 pm at Lewisburg, Pa. (Sojka Pavilion)

Hofstra 71 • 1-2

#	Player	Total		3-Ptr		Rebounds			PF	TP	A	T	Blk	Stl	Min
		FG-FGA	FT-FTA	FG-FGA	FT-FTA	Off	Def	Tot							
23	Isaac Kante	f 2-3	0-0	1-3	1	1	2	3	5	0	1	0	1	18	
00	Tareq Coburn	g 4-10	4-6	2-2	2	5	7	1	14	1	1	2	1	31	
04	Desure Bute	g 4-12	0-0	11-14	0	3	3	3	19	3	3	0	3	36	
05	Eli Pemberton	g 4-12	1-5	1-4	2	2	4	1	10	2	1	0	0	32	
20	Jalen Ray	g 5-14	0-3	2-4	2	4	6	1	12	2	2	1	4	36	
01	Caleb Burgess	g 0-4	0-1	0-0	0	0	0	0	0	1	0	0	0	4	
02	Omar Silverio	g 0-1	0-1	0-0	0	1	1	0	0	0	1	0	0	12	
03	Jermaine Miranda	g 2-2	1-1	0-0	0	1	1	1	5	0	1	0	0	7	
11	Hal Hughes	g 0-0	0-0	0-0	0	0	0	0	0	0	0	1	0	7	
14	Kevin Schutte	g 3-5	0-0	0-0	3	3	6	3	6	0	0	0	1	17	
Team					2	1	3								
Totals		24-63	6-19	17-27	12	21	33	16	71	9	10	5	9	200	

FG % 1st Half: 11-35 31.4% 2nd half: 13-28 46.4% Game: 24-63 38.1% Deadball Rebounds 4
 3FG % 1st Half: 3-11 27.3% 2nd half: 3-8 37.5% Game: 6-19 31.6%
 FT % 1st Half: 7-13 53.8% 2nd half: 10-14 71.4% Game: 17-27 63.0%

Bucknell 86 • 2-1

#	Player	Total		3-Ptr		Rebounds			PF	TP	A	T	Blk	Stl	Min
		FG-FGA	FT-FTA	FG-FGA	FT-FTA	Off	Def	Tot							
13	Moore, Bruce	f 1-3	0-0	3-4	1	1	2	4	5	1	0	0	0	10	
14	Robertson, Ben	f 0-3	0-0	1-2	2	4	6	3	1	4	1	0	0	19	
00	Newman, Paul	c 4-7	0-0	0-0	6	8	14	3	8	0	2	0	0	23	
04	Sotos, Jimmy	g 8-13	4-7	4-4	0	3	3	3	24	3	3	1	3	34	
10	Funk, Andrew	g 4-9	4-8	0-0	0	3	3	12	3	12	3	0	0	31	
02	Ellis, Walter	g 2-5	4-5	0-0	0	2	2	1	12	1	1	1	1	26	
03	Rhodes, Malachi	g 1-2	0-0												

2019-20 BUCKNELL ALPHABETICAL ROSTER

No.	Name	Cl.	Pos.	Ht.	Wt.	Hometown/Secondary School
2	* Walter Ellis	So.	G	6-5	190	Granger, Ind./Brewster Academy (N.H.)
10	* Andrew Funk	So.	G	6-5	187	Warrington, Pa./Archbishop Wood
12	** John Meeks	Jr.	F	6-6	230	Burlington, N.C./The Burlington School
13	*** Bruce Moore	Sr.	F	6-8	208	Randallstown, Md./McDonogh
0	** Paul Newman	Jr.	C	6-9	245	Philadelphia, Pa./Roman Catholic/St. Andrew's (R.I.)
3	Malachi Rhodes	Fr.	F	6-8	225	Marietta, Ga./Wheeler
21	Xander Rice	Fr.	G	6-3	179	West Long Branch, N.J./The Patrick School
14	*** Ben Robertson	Sr.	F	6-5	203	High Point, N.C./High Point Christian
5	** Jordan Sechan	Jr.	G	6-0	180	New Canaan, Conn./Northfield Mt. Hermon (Mass.)
4	** Jimmy Sotos	Jr.	G	6-3	195	Elk Grove Village, Ill./Conant
23	* Kahliel Spear	So.	F	6-7	207	The Colony, Texas/The Colony
40	Alex Timmerman	Fr.	C	6-9	294	Crystal Lake, Ill./Crystal Lake Central
11	*** Avi Toomer	Sr.	G	6-3	190	Atlanta, Ga./Grady
32	Jake van der Heijden	Fr.	F	6-8	212	Raleigh, N.C./Ravenscroft

2019-20 BUCKNELL NUMERICAL ROSTER


No.	Name	Cl.	Pos.	Ht.	Wt.	Hometown/Secondary School
0	** Paul Newman	Jr.	C	6-9	245	Philadelphia, Pa./Roman Catholic/St. Andrew's (R.I.)
2	* Walter Ellis	So.	G	6-5	190	Granger, Ind./Brewster Academy (N.H.)
3	Malachi Rhodes	Fr.	F	6-8	225	Marietta, Ga./Wheeler
4	** Jimmy Sotos	Jr.	G	6-3	195	Elk Grove Village, Ill./Conant
5	** Jordan Sechan	Jr.	G	6-0	180	New Canaan, Conn./Northfield Mt. Hermon (Mass.)
10	* Andrew Funk	So.	G	6-5	187	Warrington, Pa./Archbishop Wood
11	*** Avi Toomer	Sr.	G	6-3	190	Atlanta, Ga./Grady
12	** John Meeks	Jr.	F	6-6	230	Burlington, N.C./The Burlington School
13	*** Bruce Moore	Sr.	F	6-8	208	Randallstown, Md./McDonogh
14	*** Ben Robertson	Sr.	F	6-5	203	High Point, N.C./High Point Christian
21	Xander Rice	Fr.	G	6-3	179	West Long Branch, N.J./The Patrick School
23	* Kahliel Spear	So.	F	6-7	207	The Colony, Texas/The Colony
32	Jake van der Heijden	Fr.	F	6-8	212	Raleigh, N.C./Ravenscroft
40	Alex Timmerman	Fr.	C	6-9	294	Crystal Lake, Ill./Crystal Lake Central

* Letters won

Head Coach: Nathan Davis (Randolph-Macon '97, 5th season)**Associate Head Coach:** Paul Harrison (Washington & Lee '93)**Assistant Coaches:** Joe Meehan (Lebanon Valley '12), Johnathan Brown (Dominican '14)**Manager of Basketball Operations:** Dom Hoffman (Bucknell '16)

PRONUNCIATIONS

Malachi Rhodes	MAL-a-KYE ROADS
Xander Rice	ZAN-der
Sechan	SEECH-in
Sojka Pavilion (home court)	SOY-ka
Sotos	SOH-tose
Kahliel Spear	ka-LEEL SPEAR
Avi Toomer	AH-vee TOO-mer
van der Heijden	van-der-HIGH-den




PAUL NEWMAN
 JR • C • 6-9 • 245 **0**
 PHILADELPHIA, PA.



WALTER ELLIS
 SO • G • 6-5 • 190 **2**
 GRANGER, IND.



MALACHI RHODES
 FR • F • 6-8 • 225 **3**
 MARIETTA, GA.



JIMMY SOTOS
 JR • G • 6-3 • 195 **4**
 ELK GROVE VILLAGE, ILL.




JORDAN SECHAN
 JR • G • 6-0 • 180 **5**
 NEW CANAAN, CONN.



ANDREW FUNK
 SO • G • 6-5 • 187 **10**
 WARRINGTON, PA.



AVI TOOMER
 SR • G • 6-3 • 190 **11**
 ATLANTA, GA.




JOHN MEEKS
 JR • F • 6-6 • 230 **12**
 BURLINGTON, N.C.




BRUCE MOORE
 SR • F • 6-8 • 208 **13**
 RANDALLSTOWN, MD.




BEN ROBERTSON
 SR • F • 6-5 • 203 **14**
 HIGH POINT, N.C.




XANDER RICE
 FR • G • 6-3 • 179 **21**
 W. LONG BRANCH, N.J.



KAHLIEF SPEAR
 SO • F • 6-7 • 207 **23**
 THE COLONY, TEXAS



JAKE VAN DER HEIJDEN
 FR • F • 6-8 • 212 **32**
 RALEIGH, N.C.




ALEX TIMMERMAN
 FR • C • 6-9 • 294 **40**
 CRYSTAL LAKE, ILL.



NATHAN DAVIS
 HEAD COACH
 5TH SEASON



PAUL HARRISON
 ASSOCIATE HEAD COACH
 5TH SEASON



JOE MEEHAN
 ASSISTANT COACH
 5TH SEASON



JOHNATHAN BROWN
 ASSISTANT COACH
 4TH SEASON



DOM HOFFMAN
 MGR. MBB OPERATIONS
 1ST SEASON