



PENN STATE HOCKEY

2021-22 NITTANY LIONS

Communications Contact: **John Hanna** (jrh486@psu.edu) @GoPSUJHanna • C: (814) 441-3218

#19 **PENN STATE NITTANY LIONS** **6-3-0**
0-2-0 B1G

#2 **MICHIGAN WOLVERINES** **8-2-0**
3-1-0 B1G

NOVEMBER 11-12, 2021 • 8:30 p.m. / 7 p.m. • Pegula Ice Arena • University Park, PA.

GAME DAY INFORMATION

| | |
|-------------------------|---|
| VENUE (CAPACITY) | Pegula Ice Arena (6,014) |
| TV | THU: B1G Network FRI: N/A |
| TALENT | Ben Holden (pxp), Dave Starman (analysis) |
| STREAMING VIDEO | THU: Fox Sports App FRI: B1G+ |
| RADIO • STREAMING AUDIO | Happy 103.1 • Penn State Sports Network • LionVision |
| TALENT | Brian Tripp (pxp), Eric Ohlson (analysis) |
| SERIES RECORD | Michigan - 18-14-1 |
| LAST MEETING | 12/2-3/2020 at Penn State - Split - 3-1 loss, 9-5 win |

PENN STATE VS. MICHIGAN COMPARISON

| TEAM STATS | | | SKATERS | | |
|-------------------------------|-------|-------|------------------|------------------|------------------|
| Overall record | 6-3-0 | 8-2-0 | Points | Wall (9) | Johnson (14) |
| Conference record | 0-2-0 | 3-1-0 | Goals | Wall (7) | Brisson (7) |
| Goals scored | 33 | 41 | Assists | 2-tied (5) | 2-tied (10) |
| Goals scored per game | 3.7 | 4.1 | PPG | MacEachern (2) | Brisson (4) |
| Goals allowed | 24 | 23 | SHG | 2-tied (1) | Van Wyhe (1) |
| Goals allowed per game | 2.7 | 2.3 | GWG | Sarlo (2) | Brisson (4) |
| First period goals | 12 | 8 | Penalties | Shoen (6) | Brisson (6) |
| Second period goals | 9 | 9 | PIM | McMenamin (21) | Bordeleau (19) |
| Third period goals | 12 | 11 | SOG | Wall (38) | Brisson (36) |
| Overtime goals | 0 | 1 | +/- | DeNaples (+6) | Truscott (+14) |
| Shots | 330 | 325 | GOALIES | | |
| Shots per game | 36.7 | 32.5 | Games | Autio (6) | Portillo (10) |
| Shot pct. | .100 | .126 | Starts | Autio (6) | Portillo (10) |
| Assists | 48 | 72 | Wins | Autio (4) | Portillo (8) |
| Penalties per game | 5.3 | 5.4 | Saves | Autio (143) | Portillo (251) |
| Power-plays | 8-31 | 12-41 | Save Pct. | Autio (.917) | Portillo (.919) |
| Power-play pct. | .258 | .293 | GAA | Autio (2.17) | Portillo (2.20) |
| Penalty kills | 33-38 | 34-41 | Records | Autio (4-2-0) | Portillo (8-2-0) |
| Penalty-kill pct. | .868 | .829 | Records | Souliere (2-1-0) | |
| Saves | 234 | 251 | Shutouts | Autio (1) | Portillo (1) |
| Shutouts | 1 | 1 | | | |

25% of goalie time played to qualify

TABLE OF CONTENTS

| | | | |
|--|---|--|-------|
| Opponent Preview | 2 | Penn State Head Coach Guy Gadowsky | 10-12 |
| Penn State Broadcast Schedule | 3 | Player Pages | 13-26 |
| 2021-22 Big Ten Standings | 3 | Team Statistics | 27 |
| Nittany Lions' Record When | 4 | Individual Statistics | 28-29 |
| Honors & Awards | 4 | Individual game-by-game | 30 |
| The Last Time Penn State | 5 | 2021-22 Goaltending | 31 |
| National Rankings | 6 | Team game-by-game | 32 |
| Scoring Breakdown & Shootout Results | 7 | Game-by-game comparison | 33 |
| Lineup Breakdown | 8 | Season/Career Stats | 34 |
| Point Streaks & Multi-Point Games | 8 | 2020-21 box scores | 35 |
| 2021-22 Nittany Lion Roster | 9 | Record Book | 36-43 |

@PennStateMHKY PennStateMensHockey

2021-22 SCHEDULE

Overall: 6-3-0 • Home: 5-1-0 • Away: 0-2-0 • Neutral: 1-0-0
B1G: 0-2-0-0 • Home: 0-0-0-0 • Away: 0-2-0-0 • Neutral: 0-0-0-0

| Date | Opponent | Result/Time |
|---------|-------------------------|-------------|
| Oct 3 | LONG ISLAND | W, 3-1 |
| Oct. 4 | LONG ISLAND | W, 5-2 |
| Oct. 8 | CANISIUS | L, 1-4 |
| Oct. 9 | CANISIUS | W, 5-2 |
| Oct. 21 | NIAGARA | W, 4-0 |
| Oct. 22 | NIAGARA | W, 6-2 |
| Oct. 30 | ^ at North Dakota | W, 6-4 |
| Nov. 5 | * at Ohio State | L, 2-5 |
| Nov. 6 | * at Ohio State | L, 1-4 |
| Nov. 11 | * MICHIGAN | 8:30 p.m. |
| Nov. 12 | * MICHIGAN | 7:00 p.m. |
| Nov. 19 | * at Minnesota | 8:00 p.m. |
| Nov. 20 | * at Minnesota | 9:00 p.m. |
| Nov. 23 | at St. Thomas | 8:00 p.m. |
| Nov. 24 | at St. Thomas | 8:00 p.m. |
| Dec. 3 | * MICHIGAN STATE | 7:00 p.m. |
| Dec. 4 | * MICHIGAN STATE | 5:00 p.m. |
| Dec. 10 | * at Wisconsin | 8:00 p.m. |
| Dec. 11 | * at Wisconsin | 7:00 p.m. |
| Dec. 31 | MAINE | TBA |
| Jan. 1 | MAINE | TBA |
| Jan. 7 | * NOTRE DAME | 7:00 p.m. |
| Jan. 8 | * NOTRE DAME | 5:00 p.m. |
| Jan. 14 | * at Michigan | 7:30 p.m. |
| Jan. 15 | * at Michigan | 7:00 p.m. |
| Jan. 21 | * WISCONSIN | 7:00 p.m. |
| Jan. 22 | * WISCONSIN | 6:00 p.m. |
| Jan. 28 | * OHIO STATE | 7:00 p.m. |
| Jan. 29 | * OHIO STATE | 7:00 p.m. |
| Feb. 4 | * at Notre Dame | 7:30 p.m. |
| Feb. 5 | * at Notre Dame | 6:00 p.m. |
| Feb. 18 | * MINNESOTA | 6:30 p.m. |
| Feb. 19 | * MINNESOTA | 6:00 p.m. |
| Feb. 25 | * at Michigan State | 7:00 p.m. |
| Feb. 26 | * at Michigan State | |

2022 BIG TEN TOURNAMENT

| | | |
|-----------|-------------------|-----|
| March 4-6 | B1G Quarterfinals | TBA |
| March 12 | B1G Semifinals | TBA |
| March 19 | B1G Championship | TBA |

2022 NCAA REGIONALS

| | | |
|-------------|----------------|-----|
| March 25-27 | Allentown, Pa. | TBA |
|-------------|----------------|-----|

2022 NCAA FROZEN FOUR

| | | |
|-----------|---------------|-----|
| April 7-9 | Boston, Mass. | TBA |
|-----------|---------------|-----|

Home games in **BOLD CAPS** at Pegula Ice Arena
* Big Ten Conference game
^ Hockey Hall of Fame Game in Nashville, Tenn.

All Times Eastern and subject to change

Schedule subject to change, visit GoPSUsports.com for up-to-date information

Rankings based on USA Today/USA Hockey & USCHO polls

GAMES
10-11

PENN STATE vs. Michigan



PENN STATE HOCKEY

THIS WEEK'S MATCHUP

• This weekend marks the 34th and 35th meetings all-time with Michigan leading the series 18-14-1. The teams split last season at Pegula Ice Arena with the Wolverines winning the opening game 3-1 before Penn State rebounded in a big way for a 9-5 victory the following night. The final two games of the season series at Yost were canceled due to Penn State's COVID-19 pause.

• Senior Oskar Autio has made five appearances with four starts in his career against Michigan posting a 1-2-1 record with a 3.52 goals-against average and a .896 save percentage.

• Sophomore's Chase McLane, Jared Westcott and Jimmy Dowd Jr. each tallied their first career goals against Michigan last season during a 9-5 victory on December 3, 2020 and are the only current members of the Nittany Lions who have scored against Michigan in a Big Ten contest. Senior Ben Copeland also has one career goal against the Wolverines but that came when he was a member of Colorado College.

KECKS GON' GIVE IT TO YA

• Junior Connor MacEachern is currently riding a career-best three-game goal streak which also ties his career-long point streak. The junior has at least one point in five of his last six games with three multi-point games over that span including the first two multi-goal games of his career against Canisius and North Dakota.

• MacEachern's nine points are tied with Kevin Wall for the team lead and rank tied for ninth in the Big Ten while his six goals are currently tied for third in the Big Ten and 15th nationally, just one shy of Wall and Brisson for the Big Ten lead.

YOU'RE MY WONDERWALL

• Junior Kevin Wall scored five goals in a series sweep against Niagara three weeks ago including his first career hat-trick, the tenth in program history during the series finale.

• Wall scored his Big Ten best seventh goal of the season in the series opener against the Buckeyes in Columbus last week to run his point streak to four games, tying his career-best, however, the junior was held off the stats sheet in Saturday's finale bringing the run to an end.

• Wall's nine points are tied for tops on the team and rank ninth in the Big Ten. The junior is just one goal shy of his career-best eight from last season.

GET UP, STAY UP

• Penn State has scored the opening goal of the game in eight out of nine games so far this season and prior to last weekend against Ohio State were undefeated when getting on the board first, however, the Buckeyes came-from-behind in both games to sweep the Nittany Lions last week. Over the past five seasons, the Nittany Lions are now 73-19-9 when scoring first.

• Penn State is outscoring its opponents 12-3 in the first period this season having scored at least one first period goal in eight of nine games with multiple first period tallies in four of those games.

FALTERING FINISH

• Penn State was outscored 7-1 in the third period last weekend in Columbus and opponents are now outscoring the Nittany Lions 16-12 over the final 20 minutes this season. Ohio State scored three or more goals in the third period in each game last weekend and opponents have now scored at least three third period goals against Penn State three times this season.

PHILLY SPECIAL

• Senior Clayton Phillips scored twice while adding an assist to tie his career-high with three points during a 6-4 victory over No. 6 North Dakota two weeks ago and was named Big Ten First Star of the Week for his efforts marking his first career weekly award.

• The two goals marked the first time in his career with multiple scores in a game. Phillips is currently third on the team with seven points on three goals and four assists and ranks third in the Big Ten for points among defensemen while his three goals are second among Big Ten blue-liners behind only Michigan's Luke Hughes with four.

NITTANY LION SPECIAL

• Penn State has scored at least one powerplay goal in all but three games this season including three of its last four and currently rank third in the Big Ten and 13th in the nation at 25.8 percent (8-for-31).

• The Nittany Lions PK has also been strong this season ranking second in the Big Ten and 17th nationally at 86.6 percent (33-for-38).

WELCOME TO GOOD BERGER, HOME OF THE GOOD BERGER

• Sophomore Christian Berger collected just one point in 22 games played during the 2020-21 campaign, but is currently tied for fourth on the team with six points on two goals and four assists through the first nine games this season.

HOCKEY VALLEY FIVE-0

• Penn State hit its magic number of five goals in the win over North Dakota improving to 86-1-2 all-time when scoring five or more goals. Penn State was 4-0-0 in such games during 2020-21 after going 11-0-0 when scoring five or more goals in 2019-20.

• The Nittany Lions have won 28-straight games when scoring five or more goals, including four so far this season, with the last and only loss coming at Wisconsin on December 1, 2018, an 8-5 defeat.



NEXT UP



• Penn State hits the road once again for a mini four-game road trip with a pair of games against Minnesota next Friday and Saturday followed by two games at St. Thomas on Tuesday and Wednesday prior to Thanksgiving.

SCOUTING MICHIGAN



• The Wolverines return nine of their top-10 scorers from a season ago including each of their top-4 in Thomas Bordeleau, Kent Johnson, Matty Beniers and Brendan Brisson.

• Michigan made history during the 2021 NHL Draft as four of the top-5 picks wear the Maize and Blue including No. 1 and No. 2 overall picks Owen Power and Matty Beniers. Luke Hughes and Kent Johnson went No. 4 and No. 5 while Mackie Samoskevich was selected No. 24 giving the Wolverines a record five first round picks in a single draft. Michigan currently has seven first round picks on its roster and 13 total draft picks on its 29-man roster.

• The Wolverines have a relatively new face between the pipes as Erik Portillo officially takes over the reins from former Big Ten Goaltender of the Year Strauss Mann. Portillo saw time in seven games last season with five starts compiling a 4-1-0 record with a .935 save percentage and a 1.67 goals-against average. So far this season the sophomore has started all 10 games and currently has a 2.20 goals-against average and a .919 save percentage to rank fifth in the Big Ten for each category.

• Michigan currently leads the Big Ten and ranks fourth in the nation scoring 4.10 goals per game while allowing 2.30 goals per game to rank third in the conference and 17th nationally.

• The Wolverines are paced on offense by Johnson who leads the Big Ten and is tied for fourth nationally with 14 points while Brendan Brisson and Owen Power are tied for third in the Big Ten and 17th nationally with 12 points. Brisson's seven goals tie Wall for tops in the Big Ten and eighth nationally. Johnson and Power have each added 10 assists on the season to tie for the Big Ten best and rank second in the nation.

• Michigan's seven first round picks have combined for 63 of the Wolverines' 113 points this season on 27 goals and 36 assists. That means they are combining for 55.7 percent of the team's total offense and 65.8 percent of the goal scoring.

• Michigan also tops the Big Ten in powerplay percentage ranking fifth nationally at 29.3 percent (12-for-41) while its penalty kill is middle of the pack both in the league and across the nation at 82.9 percent (34-for-41).





THE B1G GADOWSKY

• Head Coach Guy Gadowsky registered his 150th career victory at Penn State in his 300th game as Nittany Lion head coach on January 9, 2021 at Ohio State. Gadowsky is now 161-133-23 all-time behind the Penn State bench.

• The 2014-15 Big Ten Coach of the Year registered his 300th career victory in 2019-20 and currently ranks 74th all-time throughout all divisions with 334 victories. Among Division I coaches all-time, Gadowsky ranks 42nd with his 334 wins and is currently 14th among active NCAA Division I coaches.

• Recently coach Gadowsky crafted his own burger that is now available at The Field Burger & Tap. The burger consists of Eleven Oaks Farm Waygu with cheddar cheese, sauteed onions, bacon and sour cream topped with a perogie as the crown jewel all on a brioche roll.

• It should also be noted that associate head coach Keith Fisher has not eaten one single french fry in over 15 years.

O CAPTAIN! MY CAPTAIN!

• Senior Paul DeNaples was selected by his peers as the ninth captain in program history for the 2021-22 season. Senior classmates Adam Pilewicz and Clayton Phillips along with junior Connor McMenamin will serve as alternates.

NHL HOPEFULS

• The tenth-year program boasts three NHL draft picks on the 2021-22 roster.

- **Clayton Phillips** (2017, Pittsburgh)
- **Kevin Wall** (2019, Carolina)
- **Chase McLane** (2020, Nashville)

2021-22 PENN STATE BROADCAST SCHEDULE

| Date | Opponent | Time | TV | Stream | Audio | Radio |
|---------|-------------------------|------------------|--------------------|-----------------------|-------------------|----------------|
| Oct. 3 | LONG ISLAND | 3 p.m. | - | B1G+ | LionVision | Network |
| Oct. 4 | LONG ISLAND | 7 p.m. | - | B1G+ | LionVision | Network |
| Oct. 8 | CANISIUS | 7 p.m. | - | B1G+ | LionVision | Network |
| Oct. 9 | CANISIUS | 1 p.m. | - | B1G+ | LionVision | Network |
| Oct. 21 | NIAGARA | 7 p.m. | - | BTN+ | LionVision | Network |
| Oct. 22 | NIAGARA | 7 p.m. | - | BTN+ | LionVision | Network |
| Oct. 30 | vs. North Dakota | 8 p.m. | - | NCHC.TV | LionVision | Network |
| Nov. 5 | * at Ohio State | 7 p.m. | - | BTN+ | LionVision | Network |
| Nov. 6 | * at Ohio State | 5 p.m. | - | BTN+ | LionVision | Network |
| Nov. 11 | * MICHIGAN | 8:30 p.m. | B1G Network | Fox Sports App | LionVision | Network |
| Nov. 12 | * MICHIGAN | 7 p.m. | - | BTN+ | LionVision | Network |
| Nov. 19 | * at Minnesota | 8 p.m. | Bally Sports | BTN+ | LionVision | Network |
| Nov. 20 | * at Minnesota | 9 p.m. | Bally Sports | BTN+ | LionVision | Network |
| Nov. 23 | at St. Thomas | 8 p.m. | - | - | LionVision | Network |
| Nov. 24 | at St. Thomas | 8 p.m. | - | - | LionVision | Network |
| Dec. 3 | * MICHIGAN STATE | 7 p.m. | - | BTN+ | LionVision | Network |
| Dec. 4 | * MICHIGAN STATE | 5 p.m. | - | BTN+ | LionVision | Network |
| Dec. 10 | * at Wisconsin | 8 p.m. | Bally Sports | BTN+ | LionVision | Network |
| Dec. 11 | * at Wisconsin | 7 p.m. | Bally Sports | BTN+ | LionVision | Network |
| Dec. 31 | MAINE | TBA | - | BTN+ | LionVision | Network |
| Jan. 1 | MAINE | TBA | - | BTN+ | LionVision | Network |
| Jan. 7 | * NOTRE DAME | TBA | - | BTN+ | LionVision | Network |
| Jan. 8 | * NOTRE DAME | TBA | - | BTN+ | LionVision | Network |
| Jan. 14 | * at Michigan | TBA | - | BTN+ | LionVision | Network |
| Jan. 15 | * at Michigan | TBA | - | BTN+ | LionVision | Network |
| Jan. 21 | * WISCONSIN | TBA | - | BTN+ | LionVision | Network |
| Jan. 22 | * WISCONSIN | TBA | - | BTN+ | LionVision | Network |
| Jan. 28 | * OHIO STATE | TBA | - | BTN+ | LionVision | Network |
| Jan. 29 | * OHIO STATE | TBA | - | BTN+ | LionVision | Network |
| Feb. 4 | * at Notre Dame | TBA | - | BTN+ | LionVision | Network |
| Feb. 5 | * at Notre Dame | TBA | - | BTN+ | LionVision | Network |
| Feb. 18 | * MINNESOTA | 6:30 p.m. | B1G Network | BTN+ | LionVision | Network |
| Feb. 19 | * MINNESOTA | 6 p.m. | B1G Network | BTN+ | LionVision | Network |
| Feb. 25 | * at Michigan State | TBA | - | BTN+ | LionVision | Network |
| Feb. 26 | * at Michigan State | TBA | - | BTN+ | LionVision | Network |

All Times Eastern and subject to change
Home games in **BOLD CAPS** at Pegula Ice Arena
* Big Ten Conference game

2021-22 BIG TEN CONFERENCE STANDINGS

| | GP | Pts. | B1G | GF | GA | Overall | GF | GA |
|-------------------|----------|----------|--------------------|----------|----------|--------------|-----------|-----------|
| Michigan | 10 | 9 | 3-1-0-0-0-0 | 15 | 8 | 8-2-0 | 41 | 23 |
| Ohio State | 8 | 9 | 3-1-0-0-0-0 | 15 | 6 | 6-2-0 | 30 | 12 |
| Minnesota | 10 | 9 | 3-1-0-0-0-0 | 14 | 8 | 6-4-0 | 35 | 27 |
| Wisconsin | 10 | 6 | 2-2-0-0-0-0 | 9 | 12 | 4-6-0 | 19 | 32 |
| Michigan State | 10 | 3 | 1-3-0-0-0-0 | 7 | 16 | 4-5-1 | 21 | 28 |
| Penn State | 9 | 0 | 0-2-0-0-0-0 | 3 | 9 | 6-3-0 | 33 | 24 |
| Notre Dame | 9 | 0 | 0-2-0-0-0-0 | 7 | 3 | 6-3-0 | 32 | 18 |

Three points for a win, two for a OT/shootout win, one for a OT/shootout loss

THIS WEEK'S SCHEDULE

- November 11**
PENN STATE vs. Michigan, 8:30 p.m.
Michigan State vs. Ferris State, 7:00 p.m.
- November 12**
PENN STATE vs. Michigan, 7:00 p.m.
Minnesota vs. Ohio State, 7:30 p.m.
Notre Dame vs. Wisconsin, 7:30 p.m.
- November 13**
Minnesota vs. Ohio State, 6:00 p.m.
Notre Dame vs. Wisconsin, 6:00 p.m.
Ferris State vs. Michigan State, 7:05 p.m.

NEXT WEEK'S SCHEDULE

- November 19**
Michigan vs. Notre Dame, 7:30 p.m.
Minnesota vs. PENN STATE, 7:00 p.m.
Michigan State vs. Wisconsin, 6 p.m.
- November 20**
Michigan vs. Notre Dame, 8:30 p.m.
Minnesota vs. PENN STATE, 8:00 p.m.
Michigan State vs. Wisconsin, TBA

GAMES
10-11

PENN STATE vs. Michigan



PENN STATE HOCKEY

2021-22 PENN STATE HOCKEY

PENN STATE'S RECORD IS...

92-46-13 all-time at Pegula Ice Arena
 5-1-0 at home
 0-2-0 on the road
 1-0-0 on neutral ice
 4-2-0 after a win
 1-1-0 after a loss
 0-0-0 after a tie
 6-2-0 when scoring first
 0-1-0 when opponent scores first
 6-2-0 when leading after the 1st period
 0-0-0 when trailing after the 1st period
 0-1-0 when tied after the 1st period
 6-1-0 when leading after the 2nd period
 0-1-0 when trailing after the 2nd period
 0-1-0 when tied after the 2nd period
 0-0-0 in overtime games
 5-3-0 when out-shooting opponent
 1-0-0 when out-shot by opponent
 4-1-0 when winning more faceoffs
 2-2-0 when losing more faceoffs
 4-0-0 when taking more penalties
 0-1-0 when taking fewer penalties
 2-2-0 when taking the same # of penalties
 5-1-0 when scoring a power play goal
 1-2-0 when not scoring a power play goal
 2-1-0 when allowing a power play goal
 4-2-0 when not allowing a power play goal
 0-0-0 when scoring 0 goals
 0-2-0 when scoring 1 goal
 0-1-0 when scoring 2 goals
 1-0-0 when scoring 3 goals
 1-0-0 when scoring 4 goals
 4-0-0 when scoring 5+ goals
 86-1-2 all-time when scoring 5+ goals
 1-0-0 when allowing 0 goals
 1-0-0 when allowing 1 goal
 3-0-0 when allowing 2 goals
 0-0-0 when allowing 3 goals
 1-2-0 when allowing 4 goals
 0-1-0 when allowing 5+ goals
 6-1-0 in October
 0-2-0 in November
 0-0-0 in December
 0-0-0 in January
 0-0-0 in February
 0-0-0 in March
 1-0-0 on Monday
 1-0-0 on Thursday
 1-2-0 on Friday
 2-1-0 on Saturday
 1-0-0 on Sunday
 2-0-0 during the day
 4-3-0 at night
 0-2-0 vs. Big Ten
 83-94-14 all-time vs. Big Ten
 1-0-0 vs. USCHO.com ranked opponents
 1-0-0 vs. USA Hockey ranked opponents
 48-67-8 all-time vs. ranked opponents
 5-3-0 vs. unranked opponents
 5-0-0 when a freshman scores
 0-0-0 games decided by a goal or less

PennStateMensHockey

@PennStateMHKY

2021-22 HONORS

Connor MacEachern
Big Ten Third Star of the Week - 11/2/21

Clayton Phillips
Big Ten First Star of the Week - 11/2/21

Kevin Wall
Big Ten First Star of the Week - 10/26/21

2020-21 HONORS

Oskar Autio
Big Ten Third Star of the Week - 1/6/21

Alex Limoges
Preseason First-Team All-Big Ten
Big Ten Second Star of the Week - 12/15/20

Connor McMenamin
Big Ten Third Star of the Week - 1/26/21

Kevin Wall
Big Ten Third Star of the Week - 1/13/21

2019-20 HONORS

Evan Barratt
Big Ten Third Star of the Week - 11/19/19
Big Ten Second Star of the Week - 12/3/19

Liam Folkes
Big Ten First Star of the Week - 12/3/19

Cole Hults
Big Ten Third Star of the Week - 10/15/19
Big Ten Third Star of the Week - 1/28/2020

Peyton Jones
Big Ten First Star of the Week - 11/5/19
Big Ten Third Star of the Week - 2/11/2020

Sam Sternschein
Big Ten Third Star of the Week - 11/26/19

Nate Sucese
Big Ten Second Star of the Week - 11/19/19





THE LAST TIME PENN STATE...

| | | |
|---|-----------------------|---|
| Scored six goals | 10/30/21 | vs. North Dakota (W, 6-4) |
| Scored seven goals | 12/3/20 | vs. No. 7 Michigan (W, 9-5) |
| Scored eight goals | 12/3/20 | vs. No. 7 Michigan (W, 9-5) |
| Scored nine goals | 12/3/20 | vs. No. 7 Michigan (W, 9-5) |
| Scored 10 goals | 11/10/18 | at Robert Morris (W, 11-6) |
| Scored 11 goals | 11/10/18 | at Robert Morris (W, 11-6) |
| Scored five goals in a period | 12/3/20 | Second, vs. No. 7 Michigan (W, 9-5)* |
| Allowed seven goals | 3/6/21 | at Notre Dame (L, 7-1) |
| Allowed eight goals | 12/1/18 | at Wisconsin (L, 8-5) |
| Allowed five goals in a period | 3/11/16 | Third at Michigan (L, 7-1) |
| Had a shutout | 10/21/21 | vs. Niagara (W, 4-0) |
| Had a shutout at home | 10/21/21 | vs. Niagara (W, 4-0) |
| Had a shutout on the road | 1/3/21 | at Michigan State (W, 1-0) |
| Had a shutout on neutral ice | 11/29/15 | vs. Vermont (W, 4-0) |
| Had back-to-back shutouts | never | |
| Was shut out | 1/17/20 | vs. Michigan (L, 6-0) |
| Was shut out at home | 1/17/20 | vs. Michigan (L, 6-0) |
| Was shut out on the road | 12/14/19 | at No. 15 Notre Dame (L, 3-0) |
| Was shut out on neutral ice | 12/28/12 | vs. Robert Morris (L, 6-0) |
| Was ranked in USCHO Top 20 | 11/8/21 | No. 19 |
| Was ranked in USCHO Top 10 | 11/16/20 | No. 10 |
| Was ranked in USCHO Top 5 | 11/12/18 | No. 5 |
| Was ranked in USA Hockey Top 15 | 11/23/20 | No. 15 |
| Was ranked in USA Hockey Top 10 | 11/16/20 | No. 9 |
| Was ranked in USA Hockey Top 5 | 11/18/19 | No. 5 |
| Beat a ranked opponent | 10/30/21 | vs. No. 6 North Dakota (W, 6-4) |
| Beat a top-10 ranked opponent | 10/30/21 | vs. No. 6 North Dakota (W, 6-4) |
| Beat a top-5 ranked opponent | 12/8/18 | vs. No. 5 Notre Dame (W, 9-1) |
| Beat a ranked foe on neutral ice | 10/30/21 | vs. No. 6 North Dakota (W, 6-4) |
| Won an OT game | 1/28/21 | vs. ND (2-1 - GWG: Limoges) |
| Won an OT game at home | 1/28/21 | vs. ND (2-1 - GWG: Limoges) |
| Won an OT game on the road | 1/25/20 | at No. 19 MSU (2-1 - GWG: McMenamain) |
| Won an OT game on neutral ice | 3/18/17 | vs. No. 18 Wisconsin (2-1, 2OT: GWG: Folkes) |
| Won back-to-back OT Games | 12/11-13/20 | vs. No. 20 Arizona State |
| Tied a game | 2/7/20 | at No. 13 Ohio State (T, 2-2) |
| Tied a game at home | 1/31/20 | vs. Notre Dame (T, 3-3) |
| Lost a game in OT | 1/29/21 | vs. Notre Dame (L, 3-2 OT) |
| Lost a game in OT at home | 1/29/21 | vs. Notre Dame (L, 3-2 OT) |
| Lost a game in OT on the road | 11/30/19 | at No. 15 UMass-Lowell (L, 3-2 OT) |
| Lost a game in OT on neutral ice | never | |
| Won a shootout | 11/30/18 | at Wisconsin (T, 3-3 OT; W, 2-1 in 6) |
| Lost a shootout | 2/7/20 | at No. 13 Ohio State (T, 2-2; 1-0 SOL, 2-rounds) |
| Player scored a hat trick | 10/22/21 | Kevin Wall vs. Niagara (W, 6-2) |
| Opponent player had a hat trick | 11/24/20 | Cole Caufield, at Wisconsin (L, 7-3) |
| Player scored four goals in a game | never | |
| Opponent player had four goals | 11/1/13 | C. Wydo, Robert Morris (W, 5-4) |
| Attempted less than 20 shots | 3/13/15 | 18 at #15 Minnesota (L, 5-0) |
| Had 50-59 shots | 12/11/20 | 50 vs. No. 20 Arizona State (W, 3-2) |
| Had 60+ shots | 10/19/18 | 63 vs. Niagara (W, 8-2) |
| Allowed 50+ shots | 3/18/17 | 52 vs. No. 18 Wisconsin (W, 2-1, 2OT) |
| Held opponent without a shot in a period | never | |
| Scored 3 power play goals | 10/30/21 | vs. No. 6 North Dakota (W, 6-4) |
| Scored 4 power play goals | 12/3/20 | vs. No. 7 Michigan (W, 9-5, 4-for-6 PPG) |
| Scored 5 power play goals | 11/13/15 | vs. Sacred Heart (W, 8-2, 5-for-7 PPG)* |
| Allowed 4 power play goals | 1/19/19 | vs. Ohio State (L, 6-4, 4-for-10 PPG)* |
| Scored a 5-on-3 PPG | 10/30/21 | Clayton Phillips vs. No. 6 North Dakota (W, 6-4) |
| Allowed a 5-on-3 PPG | 1/17/20 | Johnny Beecher vs. Michigan (L, 6-0) |
| Allowed a 5-on-3 PPG in back-to-back games | 1/18-19/19 | vs. Ohio State |
| Scored a short-handed goal | 10/22/21 | Tyler Paquette vs. Niagara (W, 6-2) |
| Scored two short-handed goals | 1/19/19 | E. Barratt & L. Larsson vs. Ohio State (L, 6-4) |
| Same player scored SHG in back-to-back gms. | 12/28-29/15 | Scheid vs. RMU (L, 6-4) & Clarkson (W, 5-1) |
| Allowed a short-handed goal | 10/9/21 | Keaton Mastrodonato vs. Canisius (W, 5-2) |
| Allowed 3 short-handed goals | 1/9/16 | H. Fasching (2), J. Kloos, Minnesota (L, 7-1) |
| Allowed a short-handed goal in back-to-back games | 10/8-9/21 | J.D. Pogue & Keaton Mastrodonato (Canisius) |
| Scored & allowed a short-handed goal in the same game | October 9, 2021 | vs. Canisius (W, 5-2) |
| Scored an empty-net goal | 10/30/21 | Ben Copeland vs. No. 6 North Dakota (W, 6-4) |
| Allowed an empty-net goal | 11/6/21 | Mark Cheremeta at Ohio State (L, 1-4) |
| Scored two empty-net goals | 1/9/21 | C. McMenamain, K. Wall at Ohio State (W, 5-2)* |
| Allowed two empty-net goals | 11/24/18 | S. Larocque, B. Kearney at Ohio State (L, 5-2)* |
| Attempted a penalty shot | 10/22/21 | Kevin Wall vs. Niagara (Make) |
| Scored a penalty shot | 10/22/21 | Kevin Wall vs. Niagara (Make) |
| Defended a penalty shot | 11/1/13 | C. Wydo, at Robert Morris (goal; PSU W, 5-4) |
| Scored an extra attacker goal | 1/15/21 | Connor MacEachern vs. MSU (W, 3-2 OT, 18:50 3rd) |
| Scored two extra attacker goals | 1/20/18 | L. Folkes & K. Myllari at Michigan (L, 3-2)* |
| Scored an extra attacker goal in back-to-back games | 1/18/2020 - 1/24/2020 | |
| Allowed an extra attacker goal | 10/30/21 | Riese Gaber vs. No. 6 North Dakota (W, 6-4) |
| Allowed two extra attacker goals | 11/2/18 | J. Maniscalco, J. Walker, vs. Arizona State (W, 6-5)* |
| Had 8 different goal scorers | 3/25/17 | Richard, Berger, Sucese, Biro, Sturtz, Myllari, Pavlychev, Smirnov vs. Union (W, 10-3) |
| Had 9 different goal scorers | 11/10/18 | Hults, Myllari, Limoges, Sauve, Pavlychev, Folkes, Sucese, Barratt, Sternschein vs. RMU (W, 11-6) |
| Committed zero penalties | 2/21/20 | vs. No. 18 Minnesota (T, 3-3) |
| Opponent committed zero penalties | 1/29/21 | vs. Notre Dame (L, 3-2 OT) |
| Teams combined for zero penalties | 2/21/20 | vs. No. 18 Minnesota (T, 3-3) |

* school record

GAMES
10-11

PENN STATE vs. Michigan



PENN STATE HOCKEY

2021-22 PENN STATE HOCKEY

2020-21 MEN'S HOCKEY POLLS

USCHO.com Poll - November 8, 2021

| Rank | School (FPV) | Record | Points | Last Poll |
|------|----------------------|--------|--------|-----------|
| 1 | St. Cloud (42) | 8-2-0 | 989 | 1 |
| 2 | Michigan (3) | 8-2-0 | 894 | 3 |
| 3 | Minnesota State (2) | 7-3-0 | 871 | 2 |
| 4 | Minnesota Duluth (1) | 6-2-0 | 839 | 4 |
| 5 | Quinnipiac | 7-1-2 | 795 | 6 |
| 6 | Minnesota | 6-4-0 | 727 | 5 |
| 7 | North Dakota | 6-3-0 | 668 | 8 |
| 8 | Massachusetts | 6-2-0 | 623 | 12 |
| 9 | Western Michigan | 6-2-0 | 621 | 10 |
| 10 | Harvard (2) | 4-0-0 | 572 | 13 |
| 11 | Omaha | 8-2-0 | 486 | 9 |
| 12 | Providence | 6-5-0 | 384 | 7 |
| 13 | Cornell | 3-1-0 | 306 | 15 |
| 14 | Denver | 4-4-0 | 283 | 11 |
| 15 | Notre Dame | 6-3-0 | 254 | 17 |
| 16 | Boston College | 5-4-1 | 219 | 14 |
| 17 | Northeastern | 7-3-0 | 183 | NR |
| 18 | Ohio State | 6-2-0 | 169 | NR |
| 19 | Penn State | 6-3-0 | 97 | 16 |
| 20 | UMass Lowell | 4-1-2 | 95 | 19 |

Other Receiving Votes: Michigan Tech 94, Bowling Green 89, Bemidji State 77, Connecticut 64, Lake Superior 46, Wisconsin 18, RIT 12, Arizona State 7, Northern Michigan 7, Rensselaer 5, Canisius 2, Colgate 2, Boston University 1, Clarkson 1.

USA Today/USA Hockey Poll - November 8, 2021

| Rank | School (FPV) | Points | Last Poll | Record |
|------|----------------------|--------|-----------|--------|
| 1 | St Cloud State (30) | 506 | 1 | 8-2-0 |
| 2 | Michigan | 459 | 4 | 8-2-0 |
| 3 | Minnesota State (1) | 427 | 2 | 7-3-0 |
| 4 | Minnesota Duluth (1) | 403 | 3 | 6-2-0 |
| 5 | Quinnipiac | 347 | 6 | 7-1-2 |
| 6 | Harvard (2) | 282 | 9 | 4-0-0 |
| 7 | North Dakota | 278 | 10 | 6-3-0 |
| 8 | Minnesota | 274 | 5 | 6-4-0 |
| 9 | Massachusetts | 266 | 12 | 6-2-0 |
| 10 | Western Michigan | 251 | 11 | 6-2-0 |
| 11 | Nebraska Omaha | 156 | 7 | 8-2-0 |
| 12 | Cornell | 93 | 14 | 3-1-0 |
| 13 | Providence | 87 | 8 | 6-5-0 |
| 14 | Ohio State | 54 | NR | 6-2-0 |
| 15 | Notre Dame | 48 | NR | 6-3-0 |

Others receiving votes: Denver 42, Northeastern 35, Boston College 27, Bowling Green 12, Bemidji State 7, UMass Lowell 7, Wisconsin 6, Michigan Tech 5, Lake Superior State 4, UConn 3, Penn State 1.

PA PUCK

- Six Nittany Lions live in the Keystone State.

- Three reside in the greater Philadelphia region: **Tyler Paquette** (Collegeville), **Connor McMenamin** (Collegeville) and **Tyler Gratton** (Pottstown).

- A pair call the Pittsburgh area home: Senior **Adam Pilewicz** (Sewickley) and sophomore **Doug Dorr** (Pittsburgh).

- The final is senior **Paul DeNaples** (Moscow) who calls the greater Scranton area home.

CANADIAN INFLUENCE

- Five Nittany Lions call Canada home.

- Four hail from Ontario: **Mason Snell** (Courtice), **Connor MacEachern** (Brooklin), **Liam Souliere** (Brampton) and freshman **Simon Mack** (Brockville).

- Our final Canadian calls Alberta home: **Carson Dyck** (Lethbridge).

EUROPEAN CONNECTION

- Penn State has had a trio of players from Finland come through the program and one remains.

- Senior goaltender **Oskar Autio** is following in his brothers footsteps to Hockey Valley after growing up in Espoo playing for the Espoo Blues.

PACKING THE PEG

- Penn State has played to a sellout crowd in 129-of-141 home games where fans were permitted to attend, which included a streak of 104-consecutive regular-season games from March 14, 2014 through November 22, 2019.

- More than 6,000 fans have filed into the arena on 87 occasions including 10 games in 2019-20 while five of the final six home crowds during the 2019-20 season rank in the top-10 all-time in the building including a record crowd of 6,475 against Notre Dame on February 1, 2020.

- In 2019-20, Penn State ranked fifth in average attendance (5,990) and first in the nation in building capacity percentage (103.6 percent).

- Penn State saw a single-season record 133,422 fans come through the gates during the 2018-19 season.

WELCOME HOME

- Penn State opened the 5,704-seat Pegula Ice Arena with a 4-1 win against Army Oct. 11, 2013.

- The arena was brought to fruition through an initial \$88 million donation—the largest in University history—in September 2010 from Penn State alumnus Terry Pegula and his wife, Kim. The Pegulas added to that figure to bring their total donation to \$102, supplying \$90 million for the facility.

- The \$90 million facility broke ground in early February 2012 and was turned over to Penn State in September 2013.

THIS IS BIG TEN HOCKEY

- The Big Ten is in its ninth season entering 2021-22. In league action, each Big Ten team will play 24 league games, including 12 home contests.

- The Big Ten is comprised of seven total universities with the University of Notre Dame becoming an official affiliate member at the start of the 2017-18 season.

- Big Ten teams are awarded three points for a regulation victory, two points for a 3-on-3 overtime or shootout win and one point for a 3-on-3 overtime or shootout loss.

- The 2018-19 season was the first season the Big Ten instituted a 3-on-3 overtime period joining the NCHC and WCHA. New last season an continuing in 2021-22 is that regulation games that end in a tie will go straight to a 3-on-3 overtime where the winner is awarded the extra conference point.

- Big Ten schools have won a combined 23 national championships, more than any other league.

- The Big Ten Hockey Conference is the only Power 5 conference to sponsor men's hockey.

PennStateMensHockey



@PennStateM-HKY





2021-22 MISCELLANEOUS STATISTICS

SCORING BY CLASS

| Class | G | A | Points |
|---------------|-----------|-----------|-----------|
| Freshmen | 5 | 15 | 20 |
| Sophomores | 8 | 13 | 21 |
| Juniors | 16 | 7 | 23 |
| Seniors | 4 | 13 | 17 |
| Totals | 33 | 48 | 81 |

SCORING BY POSITION

| Position | G | A | Points |
|---------------|-----------|-----------|-----------|
| Forwards | 28 | 30 | 58 |
| Defensemen | 5 | 17 | 22 |
| Goaltenders | 0 | 1 | 1 |
| Totals | 33 | 48 | 81 |

SITUATIONAL SCORING

| Situation | GF | GA | GD |
|---------------|-----------|-----------|-----------|
| 6-on-5 | 1 | 0 | -1 |
| 6-on-4 | 0 | 1 | -1 |
| 6-on-3 | 0 | 0 | 0 |
| 5-on-6 | 1 | 1 | 0 |
| 5-on-5 | 22 | 15 | +7 |
| 5-on-4 | 5 | 1 | +4 |
| 5-on-3 | 0 | 0 | 0 |
| 4-on-6 | 1 | 0 | +1 |
| 4-on-5 | 1 | 5 | -4 |
| 4-on-4 | 0 | 0 | 0 |
| 4-on-3 | 0 | 0 | 0 |
| 3-on-6 | 0 | 0 | 0 |
| 3-on-5 | 0 | 0 | 0 |
| 3-on-4 | 0 | 0 | 0 |
| 3-on-3 | 0 | 0 | 0 |
| Penalty Shot | 1 | 0 | +1 |
| Totals | 33 | 24 | +7 |

POWER PLAY SCORING

| Player | G | A | Points |
|-------------------|----------|-----------|-----------|
| Christian Berger | 1 | 0 | 1 |
| Ben Copeland | 1 | 2 | 3 |
| Danny Dzhaniev | 0 | 2 | 2 |
| Jimmy Dowd Jr. | 0 | 2 | 2 |
| Tyler Gratton | 1 | 0 | 1 |
| Ryan Kirwan | 1 | 0 | 1 |
| Xander Lamppa | 0 | 1 | 1 |
| Connor MacEachern | 2 | 0 | 2 |
| Simon Mack | 0 | 1 | 1 |
| Chase McLane | 0 | 2 | 2 |
| Clayton Phillips | 1 | 2 | 3 |
| Kevin Wall | 1 | 1 | 2 |
| Totals | 8 | 13 | 21 |

SHORT-HANDED SCORING

| Player | G | A | Points |
|-------------------|----------|----------|----------|
| Christian Berger | 0 | 1 | 1 |
| Carson Dyck | 0 | 1 | 1 |
| Connor MacEachern | 1 | 0 | 1 |
| Connor McMenamin | 0 | 1 | 1 |
| Tyler Paquette | 1 | 0 | 1 |
| Clayton Phillips | 0 | 1 | 1 |
| Totals | 2 | 4 | 6 |

SPECIAL TEAMS

| Power Play | G | Att. | Pct. |
|---------------------|----------|-----------|-------------|
| Home | 4 | 21 | .190 |
| Away | 1 | 5 | .200 |
| Neutral | 3 | 5 | .600 |
| Non-Conference | 7 | 26 | .270 |
| Big Ten Reg. Season | 1 | 5 | .200 |
| Big Ten Tournament | 0 | 0 | .000 |
| Totals | 8 | 31 | .258 |

| Penalty Kill | Kills | Att. | Pct. |
|---------------------|-----------|-----------|-------------|
| Home | 27 | 28 | .964 |
| Away | 3 | 4 | .750 |
| Neutral | 3 | 6 | .500 |
| Non-Conference | 30 | 34 | .882 |
| Big Ten Reg. Season | 3 | 4 | .750 |
| Big Ten Tournament | 0 | 0 | .000 |
| Totals | 33 | 38 | .868 |

FACEOFFS

| Player | GP | W | L | Pct. |
|-------------------|----------|------------|------------|-------------|
| Connor MacEachern | 9 | 79 | 58 | .576 |
| Ben Schoen | 9 | 37 | 28 | .569 |
| Chase McLane | 9 | 71 | 75 | .486 |
| Carson Dyck | 9 | 49 | 55 | .471 |
| Ben Copeland | 7 | 55 | 66 | .454 |
| Ryan Kirwan | 9 | 1 | 0 | 1.000 |
| Danny Dzhaniev | 9 | 3 | 1 | .750 |
| Connor McMenamin | 9 | 4 | 3 | .571 |
| Kevin Wall | 9 | 1 | 1 | .500 |
| Christian Sarlo | 9 | 0 | 1 | .000 |
| Totals | 9 | 301 | 288 | .511 |

Must average 6 faceoffs per game for category lead

2021-22 SHOOTOUT RESULTS

| Date | Opponent | Result | Rounds | Goalie | Shooters | Goals | Opp. | Pct. | Last Attempt |
|------|----------|--------|--------|--------|--------------------|--------------|-------------|-------------|--------------|
| | | | | | Team | 0 | 0 | .000 | |
| | | | | | Opponents | 0 | 0 | .000 | |
| | | | | | Goaltenders | Saves | Opp. | Pct. | |
| | | | | | Team | 0 | 0 | .000 | |
| | | | | | Opponents | 0 | 0 | .000 | |

GAMES
10-11

PENN STATE vs. Michigan



PENN STATE HOCKEY

2021-22 PENN STATE HOCKEY

2021-22 LINEUP BREAKDOWNS

FORWARD LINES

| LW | C | RW | GP | Record | Points | +/- |
|------------------|-------------------|------------------|----------|--------------|---------------|-----------|
| McMenamin | MacEachern | Wall | 2 | 2-0-0 | 1-2-3 | +5 |
| Sarlo | Schoen | Lamppa | 2 | 2-0-0 | 2-2-4 | +4 |
| Kirwan | McLane | Dzhaniyev | 9 | 6-3-0 | 5-9-14 | +3 |
| Gratton | Dyck | Paquette | 7 | 5-2-0 | 3-2-5 | -1 |
| Gratton | Dyck | Lamppa | 1 | 1-0-0 | 1-1-2 | EV |
| McMenamin | Copeland | Wall | 7 | 4-3-0 | 8-8-16 | -6 |
| Sarlo | MacEachern | Schoen | 6 | 4-2-0 | 7-4-11 | +8 |
| Gratton | MacEachern | Sarlo | 1 | 0-1-0 | 1-0-1 | +1 |
| Lamppa | Dyck | Schoen | 1 | 0-1-0 | 0-0-0 | -2 |

BOLD indicates most recent pairings

* Members on the line have played in multiple positions

DEFENSIVE PAIRS

| D | D | GP | Record | Points | +/- |
|-----------------|-----------------|----------|--------------|--------------|------------|
| Phillips | DeNaples | 7 | 5-2-0 | 3-6-9 | +10 |
| Berger | Dowd Jr. | 8 | 5-3-0 | 2-6-8 | +1 |
| Mack | Pilewicz | 3 | 2-1-0 | 0-2-2 | -1 |
| Johnson | DeNaples | 1 | 0-1-0 | 0-0-0 | -3 |
| Berger | Mack | 1 | 1-0-0 | 0-2-2 | +3 |
| DeNaples | Dowd Jr. | 1 | 1-0-0 | 0-2-2 | +3 |
| Johnson | Pilewicz | 1 | 1-0-0 | 0-0-0 | -1 |
| Johnson | Mack | 5 | 3-2-0 | 0-1-1 | +1 |

BOLD indicates most recent pairings

*Pairing stats remain even if sides switch

2021-22 POINT STREAKS

| Name | Games | Start | Last | Points |
|---------------------------|----------|-----------------|-----------|--------------|
| Christian Berger** | 3 | 10/9/21 | 10/22/21 | 1-4-5 |
| Ben Copeland | 4 | 10/21/21 | 11/5/21 | 1-5-6 |
| Dowd Jr. | 2 | 10/30/21 | 11/5/21 | 0-3-3 |
| Danny Dzhaniyev** | 2 | 10/3/21 | 10/4/21 | 1-2-3 |
| Ryan Kirwan** | 2 | 10/21/21 | 10/22/21 | 1-1-2 |
| Connor MacEachern | 2 | 10/9/21 | 10/21/21 | 2-2-4 |
| Connor MacEachern* | 3 | 10/30/21 | -- | 4-0-4 |
| Chase McLane** | 2 | 10/3/21 | 10/4/21 | 1-1-2 |
| Connor McMenamin | 2 | 10/9/21 | 10/21/21 | 0-2-2 |
| Clayton Phillips | 2 | 10/22/21 | 10/30/21 | 2-3-5 |
| Kevin Wall | 2 | 10/4/21 | 10/8/21 | 1-1-2 |
| Kevin Wall* | 4 | 10/21/21 | 11/5/21 | 6-1-7 |
| Ben Schoen** | 2 | 10/9/21 | 10/21/21 | 1-2-3 |

BOLD indicates current streak

Streaks continue through missed games; * ties career best; ** career best

2021-22 MULTI-POINT GAMES

| Name | Games | Last | Season High |
|-------------------|-------|----------|-------------|
| Christian Berger | 2 | 10/21/21 | 1-1-2(CH) |
| Ben Copeland | 2 | 10/30/21 | 1-1-2 |
| Jimmy Dowd Jr. | 1 | 11/5/21 | 0-2-2 |
| Carson Dyck | 1 | 10/22/21 | 0-2-2(CH) |
| Danny Dzhaniyev | 2 | 10/9/21 | 1-1-2(CH) |
| Ryan Kirwan | 1 | 10/3/21 | 1-1-2(CH) |
| Xander Lamppa | 1 | 10/4/21 | 1-1-2(CH) |
| Connor MacEachern | 3 | 10/30/21 | 2-0-2(t-CH) |
| Tyler Paquette | 1 | 10/22/21 | 2-0-2(CH) |
| Clayton Phillips | 2 | 10/30/21 | 2-1-3(t-CH) |
| Christian Sarlo | 1 | 10/4/21 | 1-1-2(t-CH) |
| Ben Schoen | 1 | 10/9/21 | 0-2-2(CH) |
| Kevin Wall | 2 | 10/22/21 | 3-0-3(CH) |

(CH) career high; (t-CH) ties career high

PennStateMensHockey

@PennStateM-HKY





2021-22 PENN STATE ROSTER

| No. | Name | Yr. | Pos. | S/C | Ht. | Wt. | Hometown / Last Team (League) |
|-----|-------------------|-----|------|-----|------|-----|--|
| 3 | Paul DeNaples | Sr. | D | R | 6-0 | 184 | Moscow, Pa. / Sioux Falls Stampede (USHL) |
| 4 | Simon Mack | Fr. | D | R | 5-10 | 180 | Brockville, Ontario / Des Moines Buccaneers (USHL) |
| 5 | Christian Berger | So. | D | L | 6-0 | 182 | St. Louis, Mo. / Omaha Lancers (USHL) |
| 6 | Jimmy Dowd Jr. | So. | D | R | 5-9 | 161 | Point Pleasant Beach, N.J. / Chicago Steel (USHL) |
| 7 | Carson Dyck | Fr. | F | R | 6-0 | 180 | Lethbridge, Alberta / Okotoks Oilers (AJHL) |
| 9 | Xander Lamppa | So. | F | L | 6-1 | 205 | Rochester, Minn. / Waterloo Blackhawks (USHL) |
| 10 | Christian Sarlo | So. | F | L | 6-0 | 188 | Lynbrook, N.Y. / Lincoln Stars (USHL) |
| 11 | Ryan Kirwan | Fr. | F | L | 6-2 | 195 | DeWitt, N.Y. / Green Bay Gamblers (USHL) |
| 12 | Ben Schoen | Fr. | F | R | 5-8 | 150 | Maumee, Ohio / Youngstown Phantoms (USHL) |
| 13 | Danny Dzhaniyev | Fr. | F | L | 5-4 | 145 | Brooklyn, N.Y. / Dubuque Fighting Saints (USHL) |
| 14 | Ben Copeland | Jr. | F | R | 6-1 | 185 | Edina, Minn. / Colorado College (NCHC) |
| 15 | Kenny Johnson | Jr. | D | L | 6-4 | 230 | Ann Arbor, Mich. / Victoria Grizzlies (BCHL) |
| 16 | Mason Snell | Jr. | D | L | 6-0 | 190 | Courtice, Ontario / Penticton Vees (BCHL) |
| 17 | Chase McLane | So. | F | R | 6-2 | 183 | Trenton, Mich. / Tri-City Storm (USHL) |
| 18 | Clayton Phillips | Gr. | D | L | 6-0 | 195 | Edina, Minn. / Minnesota (Big Ten) |
| 19 | Connor McMenamin | Jr. | F | L | 5-11 | 185 | Collegeville, Pa. / Tri-City Storm (USHL) |
| 21 | Kevin Wall | Jr. | F | R | 6-1 | 190 | Penfield, N.Y. / Chilliwack Chiefs (BCHL) |
| 23 | Tyler Paquette | So. | F | R | 6-3 | 200 | Collegeville, Pa. / Green Bay Gamblers (USHL) |
| 24 | Adam Pilewicz | Sr. | F | R | 6-1 | 180 | Sewickley, Pa. / Johnstown Tomahawks (NAHL) |
| 25 | Jared Westcott | So. | F | L | 6-1 | 190 | Imperial, Mo. / Sioux Falls Stampede (USHL) |
| 28 | Tyler Gratton | Jr. | F | L | 6-2 | 187 | Pottstown, Pa. / Central Illinois Flying Aces (USHL) |
| 29 | Connor MacEachern | Jr. | F | L | 5-10 | 175 | Brooklin, Ontario / Youngstown Phantoms (USHL) |
| 30 | Doug Dorr | So. | G | R | 6-4 | 200 | Pittsburgh, Pa. / Youngstown Phantoms (USHL) |
| 31 | Liam Soulière | So. | G | L | 5-11 | 180 | Brampton, Ontario / Victoria Grizzlies (BCHL) |
| 35 | Oskar Autio | Sr. | G | L | 6-0 | 183 | Espoo, Finland / Chicago Steel (USHL) |

HEAD COACH: Guy Gadowsky (Colorado College '89, 10th season)

ASSOCIATE HEAD COACH: Keith Fisher (St. Cloud State '00, 10th season)

ASSISTANT COACH: Juliano Pagliero (Niagara '09, First season)

STUDENT ASSISTANT: Matt Morrow (Miami '10, First season)

DIRECTOR OF HOCKEY OPERATIONS: Alex Dawes (Utica '12, Sixth season)

ALPHABETICAL ROSTER

| No. | Name |
|-----|-------------------|
| 35 | Oskar Autio |
| 5 | Christian Berger |
| 14 | Ben Copeland |
| 3 | Paul DeNaples |
| 30 | Doug Dorr |
| 6 | Jimmy Dowd Jr. |
| 7 | Carson Dyck |
| 13 | Danny Dzhaniyev |
| 28 | Tyler Gratton |
| 15 | Kenny Johnson |
| 11 | Ryan Kirwan |
| 9 | Xander Lamppa |
| 29 | Connor MacEachern |
| 4 | Simon Mack |
| 17 | Chase McLane |
| 19 | Connor McMenamin |
| 23 | Tyler Paquette |
| 18 | Clayton Phillips |
| 24 | Adam Pilewicz |
| 10 | Christian Sarlo |
| 12 | Ben Schoen |
| 16 | Mason Snell |
| 31 | Liam Soulière |
| 21 | Kevin Wall |
| 25 | Jared Westcott |

PRONUNCIATION GUIDE

| | |
|---------------|-------------------|
| Autio | AW-dee-oh |
| Berger | Burr-gur (Burger) |
| Dzhaniyev | Ja-nee-yev |
| Gadowsky | Gah-DOW-skee |
| MacEachern | Ma-Keck-Rin |
| Schoen | Shh-OWN (Shown) |
| Soulière | SUUL-ee-air |
| Xander Lamppa | ZAN-der LAMP-a |

LIONS BY ELIGIBILITY

Seniors (5): Autio, Copeland, DeNaples, Pilewicz, Phillips

Juniors (6): Gratton, Johnson, MacEachern, McMenamin, Snell, Wall

Sophomores (9): Berger, Dorr, Dowd, Lamppa, McLane, Paquette, Sarlo, Soulière, Westcott

Freshmen (5): Dzhaniyev, Dyck, Kirwan, Mack, Schoen

LIONS BY LOCATION

Alberta (1): Dyck

Finland (1): Autio

Michigan (2): Johnson, McLane

Minnesota (3): Copeland, Lamppa, Phillips

Missouri (2): Berger, Westcott

New Jersey (1): Dowd

New York (4): Dzhaniyev, Kirwan, Sarlo, Wall

Ohio (1): Schoen

Pennsylvania (6): DeNaples, Dorr, Gratton, McMenamin, Paquette, Pilewicz

Ontario (4): MacEachern, Mack, Snell, Soulière

LIONS BY POSITION

Forwards (14): Copeland, Dyck, Dzhaniyev, Gratton, Kirwan, Lamppa, MacEachern, McLane, McMenamin, Paquette, Sarlo, Schoen, Wall, Westcott

Defensemen (8): Berger, DeNaples, Dowd, Johnson, Mack, Phillips, Pilewicz, Snell

Goalies (3): Autio, Dorr, Soulière

GAMES
10-11

PENN STATE vs. Michigan



PENN STATE HOCKEY

2021-22 PENN STATE HOCKEY

GUY GADOWSKY HC

Head Coach • 10th Season • Colorado College '89



- Enters his 22nd season as an NCAA Division I Head Coach
- Overall Record: 334-333-60 (.501)
- Penn State Record: 161-135-23 (.544)
- Back-to-Back NCAA Tournament Appearances in 2017 and 2018
- 2017 Big Ten Tournament Champion | 2019-20 Big Ten Regular Season Champion
- 2014-15 Big Ten Coach of the Year
- Developed Penn State's first NHL player, Casey Bailey (Toronto Maple Leafs)
- Inducted into the Alaska Nanook Hall of Fame in September 2014
- 2007-08 ECAC Hockey Coach of the Year (Princeton)
- 2001-02 CCHA Coach of the Year (Alaska Fairbanks)

MEET COACH GADOWSKY

Guy Gadowsky guides the Nittany Lions in his 22nd collegiate season at the helm of an NCAA Division I program and his 10th at Penn State in 2021-22.

AT PENN STATE

In a season unlike any other in 2020-21, Gadowsky led Penn State back to the Big Ten semifinals for the sixth consecutive season and the seventh time overall as he became the winningest coach in the history of the tournament after securing his 11th victory in B1G tournament play.

The Bench Boss registered his 150th career victory at Penn State in his 300th game as Nittany Lion head coach on January 9, 2021 at Ohio State.

Penn State captain Alex Limoges went on to sign an AHL contract with the San Diego Gulls and in just 23 games scored 11 goals while adding 10 assists for 21 points.

Following the season Aarne Talvitie inked his entry-level, NHL contract with the New Jersey Devils while earlier in the season former Nittany Lion Peyton Jones also put pen to paper on an NHL contract giving Penn State six NHL signees in the past two seasons and 10 overall.

Near the conclusion of the 2020-21 NHL season former Penn State forward Brett Murray (2017-18) made his NHL debut with the Buffalo Sabres becoming the second Nittany Lions to skate in an NHL contest.

Gadowsky led Penn State to its first-ever Big Ten regular-season championship during the 2019-20 season with a single-season program record 12 conference victories and 41 points. The Penn State bench boss was named a finalist for the Big Ten Coach of the Year award while leading the Nittany Lions to the Big Ten Tournament semifinals for the sixth time in the seven-year history of the conference. Penn State earned a first-round bye straight to the semifinals.

Gadowsky secured his seventh career 20-win season and his fourth in the past five years at Penn State in 2019-20 becoming one of just two Big Ten programs to have four 20-win seasons over the past five years. He also had the Nittany Lions in line for their third NCAA Tournament appearance before the postseason was canceled due to the Covid-19 pandemic with Penn State finishing the season No. 7 in the final PairWise rankings marking the highest finish in program history.

Gadowsky registered his 300th career victory in October against Sacred Heart.

In 2019-20 he coached Penn State's first-ever CCM/AHCA All-Americans as both Cole Hults and Nate Sucese landed on the Second-Team West while also

being named First-Team All-Big Ten. Hults earned Penn State's first-ever Big Ten Player of the Year honors while also garnering Big Ten Defensive Player of the Year while Sucese took over as the program's all-time leader in goals (61) and points (140) during the 2019-20 season.

At the conclusion of the season the Nittany Lions saw four players sign NHL entry-level contracts while three others signed AHL deals.

In 2018-19, Gadowsky led Penn State to its second-highest win total in program history with 22, and became the winningest coach in Big Ten Tournament history, compiling a 10-6 record over six seasons. The Nittany Lions returned to the Big Ten Championship game for the second time in the past three seasons, but dropped a tough 3-2 decision at Notre Dame.

Penn State secured its most Big Ten wins in program history with 11 while its 35 points were also the most in a single season. The Nittany Lions once again led the nation in goals per game with a new single-season record of 4.54 while also setting single-season records for goals (177), assists (301) and points (478), each of which were also tops in the nation.

Gadowsky saw sophomore Alex Limoges become the first Nittany Lion ever to lead the nation in points as he set a single-season program record with 50 while his 23 goals were also a new program standard and ranked tied for second in the nation.

Sophomore Evan Barratt became just the fourth player in program history and third in the last three seasons to earn first-team All-Big Ten honors. Barratt, along with teammate Aarne Talvitie, also became the first Nittany Lions ever to represent their countries at the IIHF World Junior Championship. Talvitie captained Finland to the gold medal while Barratt helped Team USA take home the silver.

Despite the win total and records the Nit-



PennStateMensHockey

@PennStateMhKY





tany Lions fell one spot short of the NCAA Tournament, finishing the season at No. 16 in the PairWise rankings.

Gadowsky led his Nittany Lions to their second-straight NCAA Tournament in 2017-18. Penn State was able to take the short drive down to Allentown, Pennsylvania, as it served as host for the Midwest Regional. The Nittany Lions' season was cut short at the hands of the Denver Pioneers, 5-1, in the NCAA Midwest Regional semifinal.

Earlier in the 2017-18 season, Gadowsky secured his 100th career victory at Penn State, also the 100th victory for the program, a 5-1 win over Minnesota on February 23, 2018. That victory was the start of the Nittany Lions first-ever sweep of the Golden Gophers, which secured home ice for Penn State in the Big Ten Tournament quarterfinals. Penn State went on to sweep Minnesota in two games, clinching the series and its fourth B1G Semifinal appearance in five years.

Junior Andrew Sturtz became just the second member of the 100-point club at Penn State in 2017-18 and the all-time leading goal scorer in program history. Sturtz graduated early and signed an NHL deal with the Ottawa Senators.

Gadowsky also coached Trevor Hamilton to a Big Ten Defensive Player of the Year award, the first major conference honor awarded to a Nittany Lion. To that point, Hamilton joined Casey Bailey and Vince Pedrie as the only first-team All-Conference members in program history.

In 2016-17, Gadowsky led Penn State to its most successful season ever, compiling a record of 25-12-2. Penn State won the 2017 Big Ten Tournament and earned its first-ever NCAA Tournament appearance, falling one game shy of the Frozen Four. The Nittany Lions defeated Union 10-3, tying the record for most goals in a team's tournament debut, before bowing out to eventual



national champion Denver, 6-3, in the Midwest Regional final.

Penn State opened the 2016-17 season 13-1-1 using a program-best 11-game winning streak. The Nittany Lions also earned their first-ever uscho.com No. 1 national ranking on Jan. 17, 2017, with a 16-2-1 record. Penn State finished the season as the highest-scoring team in the country, averaging 4.10 goals per game.

The 2016-17 Nittany Lions also set numerous single-season team records on offense, including most goals (160), assists (265), points (425), shots (1,719), goals/gm (4.10) and shots/gm (44.1) to go along with the program-best 25 victories.

Penn State had its first 20-win season under Gadowsky in 2015-16, finishing third in the Big Ten with a 21-13-4-1 overall record.

Penn State rose as high as 14th in the uscho.com National Poll in the 2015-16 cam-

paign. On February 6, the Nittany Lions earned their first-ever victory at Minnesota's Mariucci Arena as they defeated the Gophers 5-3.

PSU secured a 5-2 triumph over Wisconsin in the Big Ten quarterfinals before a loss to eventual champion Michigan in the semifinals.

Of Gadowsky's 24 players on the 2015-16 roster, eight signed professional contracts in the off-season ranging from the ECHL, AHL, NHL and Europe.

His 2014-15 Nittany Lions exceeded expectations all season, with a winning record in overall action (18-15-4) and Big Ten play (10-9-1-0), while earning the program's first national ranking. Despite being picked sixth in the preseason, Gadowsky's team was in the hunt for a Big Ten title until the final weekend of the season.

Under Gadowsky's tutelage, junior Casey Bailey led the Big Ten in scoring and parlayed his outstanding season into a two-year contract with the Toronto Maple Leafs. Bailey was an All-Big Ten first-team honoree, while six other Nittany Lions earned honorable-mention recognition from the league coaches.

The 2014-15 season also saw Gadowsky reach the 200-win plateau in historic fashion when his Lions knocked off No. 4 UMass Lowell, 4-1 on Nov. 15, 2014. The program's rise from its first year in the Big Ten to its sophomore campaign saw gains of 10 wins overall and seven wins in conference play.

Penn State earned wins over every Big Ten team in 2014-15 including a season sweep of perennial power Wisconsin and a first win over Big Ten champion Minnesota on THON Night.

During the 2013-14 campaign, the bench boss guided the Nittany Lions in its first season of Big Ten Conference play. Penn

GADOWSKY CAREER COLLEGE COACHING RECORD

| At Alaska | Pct. | Conference | Pct. | Finish | Postseason | |
|-----------|----------|------------|----------|--------|------------|------------------|
| 1999-2000 | 6-25-3 | .221 | 4-22-2 | .200 | 12th | - |
| 2000-01 | 9-19-8 | .361 | 7-14-7 | .375 | T-9th | - |
| 2001-02 | 22-12-3 | .635 | 15-10-3 | .589 | 4th | CCHA Semifinals |
| 2002-03 | 15-14-7 | .514 | 10-11-7 | .482 | T-8th | CCHA First Round |
| 2003-04 | 16-19-1 | .458 | 14-13-1 | .518 | 6th | CCHA First Round |
| At UAF | 68-89-22 | .441 | 50-70-20 | .462 | | 3 CCHA Tourneys |

| At Princeton | Pct. | Conference | Pct. | Finish | Postseason | |
|--------------|------------|------------|----------|--------|------------|------------------|
| 2004-05 | 8-20-3 | .306 | 6-14-2 | .318 | 10th | ECAC First Round |
| 2005-06 | 10-18-3 | .371 | 7-12-3 | .386 | T-9th | ECAC First Round |
| 2006-07 | 15-16-3 | .485 | 10-10-2 | .500 | T-6th | ECAC Quarters |
| 2007-08 | 21-14-0 | .600 | 14-8-0 | .636 | 2nd* | NCAA First Round |
| 2008-09 | 22-12-1 | .643 | 14-8-0 | .636 | 2nd | NCAA First Round |
| 2009-10 | 12-16-3 | .435 | 8-12-2 | .409 | 8th | ECAC First Round |
| 2010-11 | 17-13-2 | .562 | 11-9-2 | .545 | T-4th | ECAC First Round |
| at PU | 105-109-15 | .491 | 70-73-11 | .490 | | 2 NCAA Tourneys |

* Won ECAC Tournament title

| At Penn State | Pct. | Conference | Pct. | Finish | Postseason | |
|---------------|-------------------|-------------|-----------------------------|--------|------------|---------------------|
| 2012-13 | 13-14-0 | .481 | - | - | - | |
| 2013-14 | 8-26-2 | .250 | 3-16-1-0 | .175 | 6th | Big Ten Semifinals |
| 2014-15 | 18-15-4 | .541 | 10-9-1 | .525 | 4th | Big Ten Quarters |
| 2015-16 | 21-13-4 | .605 | 10-9-1-1 | .525 | 3rd | Big Ten Semifinals |
| 2016-17 | 25-12-2 | .676 | 10-9-1-0 | .525 | 4th | NCAA Regional Final |
| 2017-18 | 18-15-5 | .539 | 9-10-5-2 | .479 | 4th | NCAA Regional Semis |
| 2018-19 | 22-15-2 | .605 | 11-12-1-1 | .479 | 4th | Big Ten Final |
| 2019-20 | 20-10-4 | .647 | 12-8-4-1 | .583 | 1st | Canceled - COVID |
| 2020-21 | 10-12-0 | .455 | 7-11-0-2-1-0 | .389 | 5th | Big Ten Semifinals |
| 2021-22 | 6-3-0 | .667 | 0-2-0-0-0-0 | .000 | | |
| At PSU | 161-135-23 | .544 | 72-86-14-8-1-0 | .467 | | |
| Career | 334-333-60 | .501 | 191-228-45-8-1-0-460 | | | |

MILESTONE VICTORIES

| | | |
|------------|---------------|-----------------------------|
| 1 | Oct. 9, 1999 | 5-1 vs. Ohio State |
| 50 | Feb. 23, 2003 | 2-1 vs. Miami |
| 100 | March 3, 2007 | 2-1 (OT) vs. Brown |
| 150 | Jan. 4, 2010 | 4-3 (OT) vs. #12 Quinnipiac |
| 200 | Nov. 15, 2014 | 4-1 at #4 UMass Lowell |
| 250 | Feb. 10, 2017 | 6-3 at #17 Wisconsin |
| 300 | Oct. 12, 2019 | 5-4 vs. Sacred Heart |



PENN STATE HOCKEY

2021-22 PENN STATE HOCKEY

State faced seven NCAA tournament teams and three Frozen Four participants, and capped its season with a 2-1 double-overtime victory against Michigan in the Big Ten quarterfinals.

Gadowsky led the Nittany Lions to double-digit wins (13-14-0) during their inaugural NCAA Division I season in 2012-13, with several marquee victories, including wins against three future Big Ten opponents (Michigan State, Ohio State, Wisconsin). Penn State also topped Vermont at Wells Fargo Arena in front of the largest crowd to watch a college hockey game in an NHL barn (19,529).

Gadowsky steered Penn State's final season in the ACHA in 2011-12, while recruiting for the future. That team went 29-5-0.

AT PRINCETON

Before arriving in Happy Valley, Gadowsky served as Princeton's bench boss for seven seasons. In his first five years as head coach, the Tigers improved their win total in each season. In 2008-09, Princeton captured a program-record 22 victories and earned its second-straight NCAA Tournament appearance.

Gadowsky took a program that had a won a combined eight games in the two seasons prior to his arrival and guided it to both the ECAC Hockey Tournament and Ivy League crowns in 2007-08. The team earned its first NCAA Tournament berth since 1998, and Gadowsky garnered ECAC Hockey Coach of the Year honors and was a finalist for the Spencer Penrose Award, presented to Division I hockey's top coach. He was also named Inside College Hockey National Coach of the Year.

More than 20 Tiger players went on to sign professional contracts, with Kevin Westgarth playing for the Stanley Cup champion Los Angeles Kings in 2011-12. Gadowsky also coached two ECAC and Ivy League Players of the Year as Lee Jubinville (2008) and Zane Kalembe (2009) each won the award in their junior seasons.

AT ALASKA

Gadowsky spent five seasons as head coach of Alaska (1999-2004), where he took a team that had not won more than 14 games in any of the previous five seasons since joining the then-Central Collegiate Hockey Association. After two rebuilding seasons, the 2002 CCHA Coach of the Year led the Nanooks, ranked 11th nationally at the end of the season, to their only 20-win campaign since joining the conference. He followed that up with 15 wins in 2002-03 and 16 victories his last season.

Alaska twice hosted the first round of the CCHA playoffs in a three-year span, a feat never accomplished prior to Gadowsky's

arrival. During his tenure with the Nanooks, his teams set school records for team grade-point average, wins and game attendance.

BEFORE COLLEGE COACHING

Before joining the collegiate ranks, Gadowsky spent three seasons (1996-99) as head coach and director of hockey operations for the Fresno Falcons of the West Coast Hockey League. He led the squad to the playoffs in each season and left the team as the winningest coach in franchise history. In his first season, Gadowsky posted a 38-win campaign and garnered WCHL Coach of the Year accolades.

PLAYING CAREER

The Edmonton, Alberta, native played collegiately at Colorado College from 1985-89, serving as team captain as a senior, while also earning the team's Rodman Award, given for outstanding leadership and sportsmanship. A three-time WCHA All-Academic team member, he collected 46 points in 134 career games.

Upon graduation, Gadowsky embarked on a seven-year professional career that included stops with the ECHL's Richmond Renegades, the IHL's San Diego Gulls and the AHL's St. John's Maple Leafs and Prince Edward Island Senators. Gadowsky saved his best season for last as he totaled 52 goals and 29 assists for the Fresno Falcons in 1995-96. He earned league MVP and first-team all-star recognition.

Gadowsky also competed with the Canadian National Team and played professionally in Austria, the Netherlands and Sweden during the 1993-94 season..



GADOWSKY NOTES

PENN STATE (2011-present)

- Named Nittany Lion bench boss April 2011
- Back-to-Back NCAA Tournaments, 2017 & 2018
- Four 20-win seasons, 2015-16, 2016-17, 2018-19 & 2019-20
- **2014-15 B1G Coach of the Year**
- **2019-20 B1G Coach of the Year Finalist**
- 23** Big Ten Distinguished Scholars, including a Big Ten best six in 2019-20
- 6** First-Team All-Big Ten honorees
- 26** All-Big Ten honorees
- 25** wins in 2016-17, a school record
- 114** Academic All-Big Ten members, including leading totals in 2013-14 (15), 2014-15 (18) and 2015-16 (16)
- 1** CoSIDA Academic All-District honoree
- 1** Big Ten Tournament Championship in 2017
- 1** B1G regular-season Championship in 2019-20
- 1** NCAA Victory in 2017

PRINCETON (2004-11)

- Served as Princeton's head coach for 7 years
- **2007-08 ECAC Hockey Coach of the Year**
- Coached Rhodes Scholar Landis Stankivech, Hockey Humanitarian Award winner Eric Leroux and Stanley Cup champion Kevin Westgarth
- Left Princeton with highest winning percentage among all Tiger head coaches since 1934
- Guided Princeton to two of its three NCAA tournaments since 1947-48
- 1** ECAC Hockey Championship (2008)
- 1** Outright Ivy League Championship (2007-08)
- First in Princeton hockey history*
- 2** NCAA Tournament Appearances
- 2** Hobey Baker Memorial Award finalists
- 4** All-Americans
- 21** Wins in 2007-08, a school record
- 22** Wins in 2008-09, another school record
- 65** ECAC Hockey All-Academic Team honors

ALASKA (1999-2004)

- Led Alaska to its only 20-win season in 2001-02 since joining the then-CCHA in 1994-95
- **2001-02 CCHA Coach of the Year** and Spencer Penrose Award finalist
- Set school records for team GPA, wins and attendance

PennStateMensHockey

@PennStateMhky





2021-22
PLAYER PAGES



PENN STATE HOCKEY



OSKAR AUTIO

35

Senior • G • 6-0 • 183 • Espoo, Finland • Chicago Steel (USHL)

CAREER STATS

| Year | GP-GS | MIN | GA | SV | GAA | SV% | W-L-T | SO |
|--------------|--------------|----------------|-----------|------------|-------------|-------------|----------------|----------|
| 2018-19 | 3-1 | 122:43 | 7 | 59 | 3.42 | .894 | 0-2-0 | 0 |
| 2019-20 | 5-4 | 256:07 | 8 | 106 | 1.87 | .930 | 2-1-1 | 2 |
| 2020-21 | 18-18 | 1072:45 | 56 | 474 | 3.13 | .894 | 9-9-0 | 1 |
| 2021-22 | 6-6 | 358:48 | 13 | 143 | 2.17 | .917 | 4-2-0 | 1 |
| Total | 32-29 | 1810:23 | 84 | 782 | 2.78 | .903 | 15-14-1 | 4 |

NHL: FREE AGENT

Career Highs

Saves/Gm.....41 (vs. Wisconsin - 3/15/21)
 Saves/Per.....21 (vs. Wisconsin - 1/22/21)
 Shutouts.....4 (Last, vs. Niagara - 10/21/21)
 Assists.....1 (vs. LIU - 10/3/21)

Miscellaneous

Starting Streak.....15 (1/8/21 - 10/8/21)
 Appearance Streak.....15 (1/8/21 - 10/8/21)

Career Stats vs. Big Ten Teams

| Team | GP-GS | MIN | GA | SV | GAA | SV% | W-L-T | SO |
|----------------|--------------|----------------|-----------|------------|-------------|-------------|---------------|----------|
| Minnesota | 1-1 | 58:03 | 4 | 24 | 4.13 | .857 | 0-1-0 | 0 |
| Ohio State | 3-3 | 178:22 | 10 | 68 | 3.37 | .872 | 1-2-0 | 0 |
| Michigan | 5-4 | 255:42 | 15 | 129 | 3.52 | .896 | 1-2-1 | 0 |
| Michigan State | 4-3 | 207:58 | 4 | 82 | 1.15 | .953 | 3-0-0 | 1 |
| Wisconsin | 4-4 | 246:01 | 17 | 116 | 4.15 | .872 | 1-3-0 | 0 |
| Notre Dame | 6-5 | 322:49 | 18 | 154 | 3.34 | .895 | 2-4-0 | 0 |
| Total | 23-20 | 1268:55 | 63 | 573 | 2.98 | .901 | 8-12-1 | 1 |



CHRISTIAN BERGER

5

Sophomore • D • 6-0 • 182 • St. Louis, Mo. • Omaha Lancers (USHL)

CAREER STATS

| Year | GP | G | A | PTS | +/- | P-PIM | PP | SH | GW |
|--------------|-----------|----------|----------|----------|-----------|-------------|----------|----------|----------|
| 2020-21 | 22 | 0 | 1 | 1 | -10 | 5-21 | 0 | 0 | 0 |
| 2021-22 | 9 | 2 | 4 | 6 | +2 | 1-2 | 1 | 0 | 0 |
| Total | 31 | 2 | 5 | 7 | -8 | 6-23 | 1 | 0 | 0 |

NHL: FREE AGENT

Career Highs

Points.....2 (2x, last vs. Niagara - 10/21/21)
 Goals.....1 (2x, Last vs. Niagara - 10/21/21)
 Assists.....2 (vs. Canisius - 10/9/21)
 Point Streak.....3 (10/9/21 - 10/22/21)
 Goal Streak.....n/a
 Assist Streak.....3 (10/9/21 - 10/22/21)

Miscellaneous

Multi-Point Games.....2/2 (Last, 10/21/21)
 Multi-Goal Games.....n/a
 First Point.....vs. Michigan State (1/16/21)
 First Goal.....vs. LIU (10/4/21)
 First Assist.....vs. Michigan State (1/16/21)
 Last Point.....vs. Niagara (10/22/21)
 Last Goal.....vs. Niagara (10/21/21)
 Last Assist.....vs. Niagara (10/22/21)

Career Stats vs. Big Ten Teams

| Team | Games | Goals | Assists | Points |
|----------------|-----------|----------|----------|----------|
| Minnesota | 2 | 0 | 0 | 0 |
| Ohio State | 4 | 0 | 0 | 0 |
| Michigan | 2 | 0 | 0 | 0 |
| Michigan State | 4 | 0 | 1 | 1 |
| Wisconsin | 5 | 0 | 0 | 0 |
| Notre Dame | 5 | 0 | 0 | 0 |
| Totals | 20 | 0 | 1 | 1 |





BEN COPELAND 14

Senior • F • 6-1 • 185 • Edina, Minn. • Colorado College (NCHC)

CAREER STATS

| Year | GP | G | A | PTS | +/- | P-PIM | PP | SH | GW |
|--------------|------------|-----------|-----------|-----------|------------|--------------|----------|----------|----------|
| 2018-19* | 41 | 9 | 12 | 21 | +4 | 6-12 | 2 | 0 | 1 |
| 2019-20* | 34 | 4 | 14 | 18 | -10 | 7-14 | 1 | 0 | 1 |
| 2020-21* | 22 | 4 | 7 | 11 | -10 | 5-18 | 1 | 0 | 0 |
| 2020-22 | 7 | 1 | 5 | 6 | -3 | 1-2 | 1 | 0 | 1 |
| Total | 104 | 18 | 38 | 56 | -19 | 19-46 | 5 | 0 | 3 |

*With Colorado College (NCHA)

NHL: FREE AGENT

Career Highs

Points 4 (vs. Western Michigan - 2/23/19)
 Goals 4 (vs. Western Michigan - 2/23/19)
 Assists 3 (vs. Air Force - 2/14/20)
 Point Streak..... 5 (11/30/18 - 12/14/18)
 Goal Streak..... 2 (2/22/19 - 2/23/19)
 Assist Streak..... 4 (11/30/18 - 12/8/18)

Miscellaneous

Multi-Point Games 2/13 (10/30/21)
 Multi-Goal Games 0/1 (2/23/19)
 First Point at Alaska-Anchorage (10/6/18)
 First Goal at Alaska-Anchorage (10/6/18)
 First Assist..... at Alaska-Anchorage (10/6/18)
 Last Point vs. Ohio State (11/5/21)
 Last Goal vs. North Dakota (10/30/21)
 Last Assist vs. Ohio State (11/5/21)

Career Stats vs. Big Ten Teams

| Team | Games | Goals | Assists | Points |
|----------------|----------|----------|----------|----------|
| Minnesota | 2 | 1 | 1 | 2 |
| Ohio State | 2 | 0 | 1 | 1 |
| Michigan | 2 | 1 | 0 | 1 |
| Michigan State | 0 | 0 | 0 | 0 |
| Wisconsin | 0 | 0 | 0 | 0 |
| Notre Dame | 0 | 0 | 0 | 0 |
| Totals | 4 | 2 | 1 | 3 |



PAUL DeNAPLES 3 C

Senior • D • 6-0 • 184 • Moscow, Pa. • Sioux Falls Stampede (USHL)

CAREER STATS

| Year | GP | G | A | PTS | +/- | P-PIM | PP | SH | GW |
|--------------|------------|----------|-----------|-----------|------------|--------------|----------|----------|----------|
| 2018-19 | 39 | 2 | 12 | 14 | +31 | 3-6 | 0 | 0 | 0 |
| 2019-20 | 34 | 3 | 8 | 11 | +18 | 2-4 | 0 | 0 | 0 |
| 2020-21 | 22 | 0 | 1 | 1 | -11 | 4-8 | 0 | 0 | 0 |
| 2021-22 | 9 | 0 | 3 | 3 | +6 | 4-8 | 0 | 0 | 0 |
| Total | 104 | 5 | 24 | 29 | +44 | 13-26 | 0 | 0 | 0 |

NHL: FREE AGENT

Career Highs

Points 2 (3x, Last at Wisconsin - 2/14/20)
 Goals 1 (5x, Last at Wisconsin - 2/14/20)
 Assists 2 (2x, Last vs. Notre Dame - 12/7/18)
 Point Streak..... 3 (3/8/19 - 3/10/19)
 Goal Streak..... N/A
 Assist Streak..... 3 (2/14/20 - 2/21/20)

Miscellaneous

Multi-Point Games 0/3 (Last, 2/14/20)
 First Point vs. Niagara (10/20/18)
 First Goal at Michigan State (2/16/19)
 First Assist vs. Niagara (10/20/18)
 Last Point vs. Niagara (10/22/21)
 Last Goal at Wisconsin (2/14/20)
 Last Assist vs. Niagara (10/22/21)

Career Stats vs. Big Ten Teams

| Team | Games | Goals | Assists | Points |
|----------------|-----------|----------|-----------|-----------|
| Minnesota | 10 | 0 | 2 | 2 |
| Ohio State | 13 | 0 | 2 | 2 |
| Michigan | 10 | 0 | 2 | 2 |
| Michigan State | 12 | 1 | 2 | 3 |
| Wisconsin | 16 | 2 | 5 | 7 |
| Notre Dame | 14 | 1 | 3 | 4 |
| Totals | 73 | 4 | 16 | 20 |



PENN STATE HOCKEY



DOUG DORR

30

Sophomore • G • 6-4 • 200 • Pittsburgh, Pa. • Youngstown Phantoms (USHL)

CAREER STATS

| Year | GP-GS | MIN | GA | SV | GAA | SV% | W-L-T | SO |
|--------------|------------|--------------|----------|----------|-------------|-------------|--------------|----------|
| 2021-22 | 0-0 | 00:00 | 0 | 0 | 0.00 | .000 | 0-0-0 | 0 |
| Total | 0-0 | 00:00 | 0 | 0 | 0.00 | .000 | 0-0-0 | 0 |

NHL: FREE AGENT

Career Highs

| | |
|----------------|-----|
| Saves/Gm..... | n/a |
| Saves/Per..... | n/a |
| Shutouts..... | n/a |
| Assists..... | n/a |

Miscellaneous

| | |
|------------------------|-----|
| Starting Streak..... | n/a |
| Appearance Streak..... | n/a |



Career Stats vs. Big Ten Teams

| Team | Games | Goals | Assists | Points |
|----------------|----------|----------|----------|----------|
| Minnesota | 0 | 0 | 0 | 0 |
| Ohio State | 2 | 0 | 0 | 0 |
| Michigan | 0 | 0 | 0 | 0 |
| Michigan State | 0 | 0 | 0 | 0 |
| Wisconsin | 0 | 0 | 0 | 0 |
| Notre Dame | 0 | 0 | 0 | 0 |
| Totals | 0 | 0 | 0 | 0 |



JIMMY DOWD JR.

6

Sophomore • D • 5-9 • 161 • Point Pleasant Beach, N.J. • Chicago Steel (USHL)

CAREER STATS

| Year | GP | G | A | PTS | +/- | P-PIM | PP | SH | GW |
|--------------|-----------|----------|-----------|-----------|-----------|-------------|----------|----------|----------|
| 2020-21 | 20 | 2 | 8 | 10 | +7 | 2-4 | 1 | 0 | 0 |
| 2021-22 | 9 | 0 | 5 | 5 | +2 | 4-8 | 0 | 0 | 0 |
| Total | 29 | 2 | 13 | 15 | +9 | 6-12 | 1 | 0 | 0 |

NHL: FREE AGENT

Career Highs

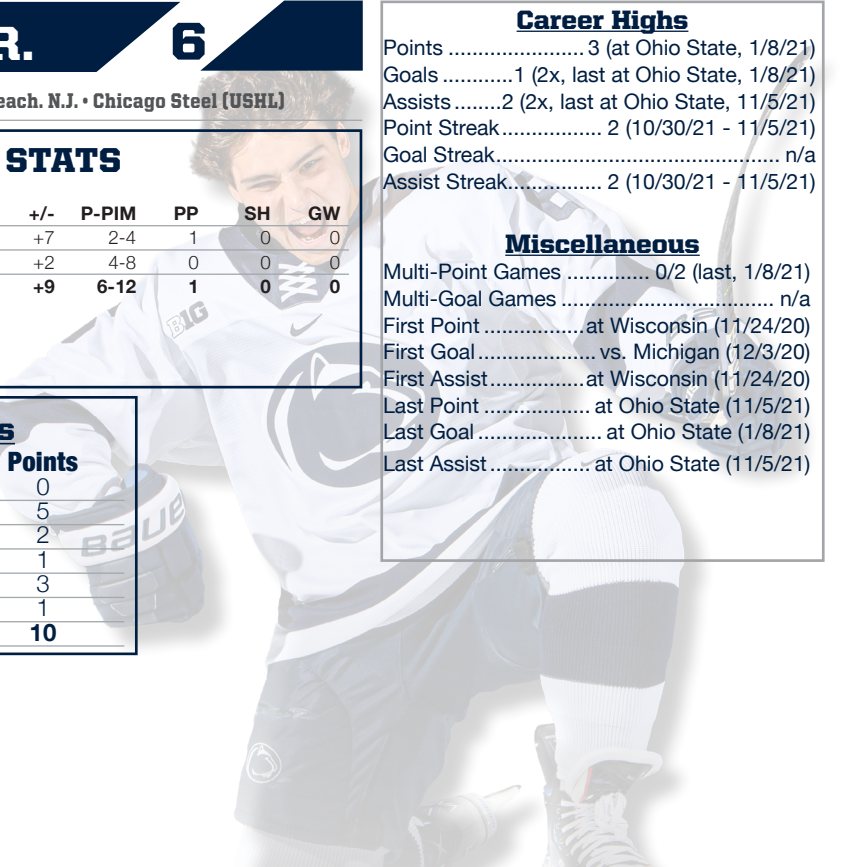
| | |
|--------------------|-------------------------------------|
| Points..... | 3 (at Ohio State, 1/8/21) |
| Goals..... | 1 (2x, last at Ohio State, 1/8/21) |
| Assists..... | 2 (2x, last at Ohio State, 11/5/21) |
| Point Streak..... | 2 (10/30/21 - 11/5/21) |
| Goal Streak..... | n/a |
| Assist Streak..... | 2 (10/30/21 - 11/5/21) |

Miscellaneous

| | |
|------------------------|-------------------------|
| Multi-Point Games..... | 0/2 (last, 1/8/21) |
| Multi-Goal Games..... | n/a |
| First Point..... | at Wisconsin (11/24/20) |
| First Goal..... | vs. Michigan (12/3/20) |
| First Assist..... | at Wisconsin (11/24/20) |
| Last Point..... | at Ohio State (11/5/21) |
| Last Goal..... | at Ohio State (1/8/21) |
| Last Assist..... | at Ohio State (11/5/21) |

Career Stats vs. Big Ten Teams

| Team | Games | Goals | Assists | Points |
|----------------|-----------|----------|----------|-----------|
| Minnesota | 0 | 0 | 0 | 0 |
| Ohio State | 4 | 1 | 4 | 5 |
| Michigan | 2 | 1 | 1 | 2 |
| Michigan State | 4 | 0 | 1 | 1 |
| Wisconsin | 5 | 0 | 3 | 3 |
| Notre Dame | 5 | 0 | 1 | 1 |
| Totals | 18 | 2 | 8 | 10 |





CARSON DYCK

7

Freshman • F • 6-0 • 180 • Lethbridge, Alberta • Okotoks Oilers (AJHL)

CAREER STATS

| Year | GP | G | A | PTS | +/- | P-PIM | PP | SH | GW |
|--------------|----------|----------|----------|----------|----------|------------|----------|----------|----------|
| 2021-22 | 9 | 0 | 3 | 3 | 0 | 2-4 | 0 | 0 | 0 |
| Total | 9 | 0 | 3 | 3 | 0 | 2-4 | 0 | 0 | 0 |

NHL: FREE AGENT

Career Stats vs. Big Ten Teams

| Team | Games | Goals | Assists | Points |
|----------------|----------|----------|----------|----------|
| Minnesota | 0 | 0 | 0 | 0 |
| Ohio State | 2 | 0 | 0 | 0 |
| Michigan | 0 | 0 | 0 | 0 |
| Michigan State | 0 | 0 | 0 | 0 |
| Wisconsin | 0 | 0 | 0 | 0 |
| Notre Dame | 0 | 0 | 0 | 0 |
| Totals | 0 | 0 | 0 | 0 |

Career Highs

Points2 (vs. Niagara - 10/22/21)
 Goals n/a
 Assists2 (vs. Niagara - 10/22/21)
 Point Streak..... n/a
 Goal Streak..... n/a
 Assist Streak..... n/a

Miscellaneous

Multi-Point Games 1/1 (Last, 10/22/21)
 Multi-Goal Games n/a
 First Point vs. Canisius (10/9/21)
 First Assist vs. Canisius (10/9/21)
 Last Point vs. Niagara (10/22/21)
 Last Goal n/a
 Last Assist vs. Niagara (10/22/21)

GAMES
10-11



DANNY DZHANIYEV

13

Freshman • F • 5-4 • 145 • Brooklyn, N.Y. • Dubuque Fighting Saints (USHL)

CAREER STATS

| Year | GP | G | A | PTS | +/- | P-PIM | PP | SH | GW |
|--------------|----------|----------|----------|----------|-----------|------------|----------|----------|----------|
| 2021-22 | 9 | 2 | 4 | 6 | +2 | 0-0 | 0 | 0 | 0 |
| Total | 9 | 2 | 4 | 6 | +2 | 0-0 | 0 | 0 | 0 |

NHL: FREE AGENT

Career Stats vs. Big Ten Teams

| Team | Games | Goals | Assists | Points |
|----------------|----------|----------|----------|----------|
| Minnesota | 0 | 0 | 0 | 0 |
| Ohio State | 2 | 0 | 0 | 0 |
| Michigan | 0 | 0 | 0 | 0 |
| Michigan State | 0 | 0 | 0 | 0 |
| Wisconsin | 0 | 0 | 0 | 0 |
| Notre Dame | 0 | 0 | 0 | 0 |
| Totals | 0 | 0 | 0 | 0 |

Career Highs

Points2 (2x, Last vs. Canisius - 10/9/21)
 Goals 1 (2x, last vs. Canisius - 10/9/21)
 Assists2 (vs. LIU - 10/4/21)
 Point Streak..... 2 (10/3/21 - 10/4/21)
 Goal Streak..... n/a
 Assist Streak..... n/a

Miscellaneous

Multi-Point Games 2/2 (Last, 10/9/21)
 Multi-Goal Games n/a
 First Point vs. LIU (10/3/21)
 First Goal vs. LIU (10/4/21)
 First Assist vs. LIU (10/3/21)
 Last Point vs. North Dakota (10/30/21)
 Last Goal vs. Canisius (10/9/21)
 Last Assist vs. North Dakota (10/30/21)

PENN STATE vs. Michigan



PENN STATE HOCKEY



TYLER GRATTON 28

Junior • F • 6-2 • 187 • Pottstown, Pa. • Central Illinois Flying Aces (USHL)

CAREER STATS

| Year | GP | G | A | PTS | +/- | P-PIM | PP | SH | GW |
|--------------|-----------|----------|----------|----------|------------|--------------|----------|----------|----------|
| 2019-20 | 31 | 3 | 3 | 6 | -5 | 12-24 | 0 | 0 | 1 |
| 2020-21 | 17 | 1 | 0 | 1 | -8 | 4-8 | 0 | 0 | 0 |
| 2021-22 | 9 | 2 | 0 | 2 | 0 | 3-6 | 1 | 0 | 0 |
| Total | 57 | 6 | 3 | 9 | -13 | 19-38 | 1 | 0 | 1 |

NHL: FREE AGENT

Career Stats vs. Big Ten Teams

| Team | Games | Goals | Assists | Points |
|----------------|-----------|----------|----------|----------|
| Minnesota | 6 | 0 | 2 | 2 |
| Ohio State | 7 | 0 | 0 | 0 |
| Michigan | 6 | 0 | 0 | 0 |
| Michigan State | 6 | 1 | 0 | 1 |
| Wisconsin | 7 | 0 | 0 | 0 |
| Notre Dame | 7 | 2 | 0 | 2 |
| Totals | 37 | 3 | 2 | 5 |

Career Highs

Points 1 (9x; last vs. North Dakota - 10/30/21)
 Goals 1 (6x; last vs. North Dakota - 10/30/21)
 Assists 1 (3x; last vs. Minnesota - 2/22/20)
 Point Streak..... n/a
 Goal Streak..... n/a
 Assist Streak..... n/a

Miscellaneous

Multi-Point Games n/a
 Multi-Goal Games n/a
 First Point vs. Alaska (10/17/19)
 First Goal vs. Alaska (10/17/19)
 First Assist at Minnesota (11/15/19)
 Last Point vs. North Dakota (10/30/21)
 Last Goal vs. North Dakota (10/30/21)
 Last Assist vs. Minnesota (2/22/20)



KENNY JOHNSON 15

Junior • D • 6-4 • 230 • Ann Arbor, Mich. • Victoria Grizzlies (BCHL)

CAREER STATS

| Year | GP | G | A | PTS | +/- | P-PIM | PP | SH | GW |
|--------------|-----------|----------|----------|----------|-----------|-------------|----------|----------|----------|
| 2019-20 | 2 | 0 | 0 | 0 | -1 | 1-2 | 0 | 0 | 0 |
| 2020-21 | 5 | 0 | 0 | 0 | -3 | 1-2 | 0 | 0 | 0 |
| 2021-22 | 9 | 0 | 0 | 0 | 0 | 3-6 | 0 | 0 | 0 |
| Total | 16 | 0 | 0 | 0 | -4 | 5-10 | 0 | 0 | 0 |

NHL: FREE AGENT

Career Stats vs. Big Ten Teams

| Team | Games | Goals | Assists | Points |
|----------------|----------|----------|----------|----------|
| Minnesota | 0 | 0 | 0 | 0 |
| Ohio State | 2 | 0 | 0 | 0 |
| Michigan | 0 | 0 | 0 | 0 |
| Michigan State | 0 | 0 | 0 | 0 |
| Wisconsin | 2 | 0 | 0 | 0 |
| Notre Dame | 3 | 0 | 0 | 0 |
| Totals | 5 | 0 | 0 | 0 |

Career Highs

Points n/a
 Goals n/a
 Assists n/a
 Point Streak..... n/a
 Goal Streak..... n/a
 Assist Streak..... n/a

Miscellaneous

Multi-Point Games n/a
 Multi-Goal Games n/a
 First Point n/a
 First Goal n/a
 First Assist n/a
 Last Point n/a
 Last Goal n/a
 Last Assist n/a





RYAN KIRWAN

11

Freshman • F • 6-2 • 195 • Dewitt, N.Y. • Green Bay Gamblers (USHL)

CAREER STATS

| Year | GP | G | A | PTS | +/- | P-PIM | PP | SH | GW |
|--------------|----------|----------|----------|----------|-----------|------------|----------|----------|----------|
| 2021-22 | 9 | 2 | 2 | 4 | -1 | 2-4 | 1 | 0 | 1 |
| Total | 9 | 2 | 2 | 4 | -1 | 2-4 | 1 | 0 | 1 |

NHL: FREE AGENT

Career Stats vs. Big Ten Teams

| Team | Games | Goals | Assists | Points |
|----------------|----------|----------|----------|----------|
| Minnesota | 0 | 0 | 0 | 0 |
| Ohio State | 2 | 0 | 0 | 0 |
| Michigan | 0 | 0 | 0 | 0 |
| Michigan State | 0 | 0 | 0 | 0 |
| Wisconsin | 0 | 0 | 0 | 0 |
| Notre Dame | 0 | 0 | 0 | 0 |
| Totals | 0 | 0 | 0 | 0 |

Career Highs

Points2 (vs. LIU - 10/3/21)
 Goals 1 (2x, Last vs. Niagara - 10/22/21)
 Assists 1 (2x, Last vs. Niagara - 10/21/21)
 Point Streak 2 (10/21/21 - 10/22/21))
 Goal Streak n/a
 Assist Streak n/a

Miscellaneous

Multi-Point Games 1/1 (Last, 10/3/21)
 Multi-Goal Games n/a
 First Point vs. LIU (10/3/21)
 First Goal vs. LIU (10/3/21)
 First Assist vs. LIU (10/3/21)
 Last Point vs. Niagara (10/22/21)
 Last Goal vs. Niagara (10/22/21)
 Last Assist vs. Niagara (10/21/21)

GAMES
10-11



XANDER LAMPPA

9

Sophomore • F • 6-1 • 205 • Rochester, Minn. • Waterloo Blackhawks (USHL)

CAREER STATS

| Year | GP | G | A | PTS | +/- | P-PIM | PP | SH | GW |
|--------------|-----------|----------|----------|----------|-----------|-------------|----------|----------|----------|
| 2020-21 | 13 | 1 | 1 | 2 | -4 | 5-10 | 0 | 0 | 0 |
| 2021-22 | 5 | 1 | 1 | 2 | -3 | 0-0 | 0 | 0 | 0 |
| Total | 18 | 2 | 2 | 4 | -7 | 5-10 | 0 | 0 | 0 |

NHL: FREE AGENT

Career Stats vs. Big Ten Teams

| Team | Games | Goals | Assists | Points |
|----------------|-----------|----------|----------|----------|
| Minnesota | 0 | 0 | 0 | 0 |
| Ohio State | 3 | 0 | 0 | 0 |
| Michigan | 2 | 0 | 1 | 1 |
| Michigan State | 4 | 0 | 0 | 0 |
| Wisconsin | 3 | 1 | 0 | 1 |
| Notre Dame | 1 | 0 | 0 | 0 |
| Totals | 12 | 1 | 1 | 2 |

Career Highs

Points2 (vs. LIU - 10/4/21)
 Goals 1 (2x, last vs. LIU - 10/4/21)
 Assists 1 (2x, last vs. LIU - 10/4/21)
 Point Streak n/a
 Goal Streak n/a
 Assist Streak n/a

Miscellaneous

Multi-Point Games 1/1 (Last, 10/4/21)
 Multi-Goal Games n/a
 First Pointat Wisconsin (11/24/20)
 First Goalat Wisconsin (11/24/20)
 First Assist vs. Michigan (12/3/20)
 Last Point vs. LIU (10/4/21)
 Last Goal vs. LIU (10/4/21)
 Last Assist vs. LIU (10/4/21)

PENN STATE vs. Michigan



PENN STATE HOCKEY

2021-22 PENN STATE HOCKEY



CONNOR MACEACHERN 29

Junior • F • 5-10 • 175 • Brooklin, Ontario • Youngstown Phantoms (USHL)

CAREER STATS

| Year | GP | G | A | PTS | +/- | P-PIM | PP | SH | GW |
|--------------|-----------|-----------|-----------|-----------|-----------|--------------|----------|----------|----------|
| 2019-20 | 34 | 3 | 8 | 11 | -5 | 9-18 | 0 | 0 | 0 |
| 2020-21 | 21 | 2 | 9 | 11 | -4 | 3-6 | 1 | 0 | 1 |
| 2021-22 | 9 | 6 | 3 | 9 | +5 | 2-4 | 2 | 1 | 1 |
| Total | 64 | 11 | 20 | 31 | -4 | 14-28 | 3 | 1 | 2 |

NHL: FREE AGENT

Career Stats vs. Big Ten Teams

| Team | Games | Goals | Assists | Points |
|----------------|-----------|----------|-----------|-----------|
| Minnesota | 6 | 0 | 1 | 1 |
| Ohio State | 8 | 2 | 0 | 2 |
| Michigan | 5 | 0 | 2 | 2 |
| Michigan State | 8 | 1 | 3 | 4 |
| Wisconsin | 9 | 0 | 1 | 1 |
| Notre Dame | 9 | 0 | 4 | 4 |
| Totals | 43 | 1 | 11 | 12 |

Career Highs

Points 2 (7x, last vs. North Dakota - 10/30/21)
 Goals 2 (2x, last vs. North Dakota - 10/30/21)
 Assists 2 (4x, last vs. Niagara - 10/21/21)
 Point Streak 3 (2x; last 10/30/21 - 11/6/21)
 Goal Streak n/a
 Assist Streak 3 (2x; last 10/30/21 - 11/6/21)

Miscellaneous

Multi-Point Games 3/7 (Last, 10/30/21)
 Multi-Goal Games 2/2 (Last, 10/30/21)
 First Point vs. Sacred Heart (10/11/19)
 First Goal vs. Sacred Heart (10/11/19)
 First Assist vs. Alaska (10/17/19)
 Last Point at Ohio State (11/6/21)
 Last Goal at Ohio State (11/6/21)
 Last Assist vs. Niagara (10/21/21)



SIMON MACK 4

Freshman • D • 5-10 • 180 • Brockville, Ontario • Des Moines Buccaneers (USHL)

CAREER STATS

| Year | GP | G | A | PTS | +/- | P-PIM | PP | SH | GW |
|--------------|----------|----------|----------|----------|-----------|------------|----------|----------|----------|
| 2021-22 | 9 | 0 | 3 | 3 | -1 | 2-4 | 0 | 0 | 0 |
| Total | 9 | 0 | 3 | 3 | -1 | 2-4 | 0 | 0 | 0 |

NHL: FREE AGENT

Career Highs

Points 1 (3x, last vs. North Dakota - 10/30/21)
 Goals n/a
 Assists 1 (3x, last vs. North Dakota - 10/30/21)
 Point Streak n/a
 Goal Streak n/a
 Assist Streak n/a

Miscellaneous

Multi-Point Games n/a
 Multi-Goal Games n/a
 First Point vs. LIU (10/3/21)
 First Goal n/a
 First Assist vs. LIU (10/3/21)
 Last Point North Dakota (10/30/21)
 Last Goal n/a
 Last Assist vs. North Dakota (10/30/21)

Career Stats vs. Big Ten Teams

| Team | Games | Goals | Assists | Points |
|----------------|----------|----------|----------|----------|
| Minnesota | 0 | 0 | 0 | 0 |
| Ohio State | 2 | 0 | 0 | 0 |
| Michigan | 0 | 0 | 0 | 0 |
| Michigan State | 0 | 0 | 0 | 0 |
| Wisconsin | 0 | 0 | 0 | 0 |
| Notre Dame | 0 | 0 | 0 | 0 |
| Totals | 0 | 0 | 0 | 0 |

PennStateMensHockey

@PennStateM-HKY





CHASE McLANE

17

Sophomore • F • 6-2 • 183 • Trenton, Mich. • Tri-City Storm (USHL)

CAREER STATS

| Year | GP | G | A | PTS | +/- | P-PIM | PP | SH | GW |
|--------------|-----------|----------|----------|----------|-----------|------------|----------|----------|----------|
| 2020-21 | 19 | 3 | 2 | 5 | -8 | 2-4 | 1 | 0 | 0 |
| 2021-22 | 9 | 1 | 3 | 4 | +2 | 1-2 | 0 | 0 | 1 |
| Total | 28 | 4 | 5 | 9 | -6 | 3-6 | 1 | 0 | 1 |



Career Stats vs. Big Ten Teams

| Team | Games | Goals | Assists | Points |
|----------------|-----------|----------|----------|----------|
| Minnesota | 2 | 0 | 0 | 0 |
| Ohio State | 4 | 0 | 1 | 1 |
| Michigan | 1 | 1 | 1 | 2 |
| Michigan State | 4 | 0 | 1 | 1 |
| Wisconsin | 3 | 0 | 0 | 0 |
| Notre Dame | 5 | 2 | 0 | 2 |
| Totals | 17 | 3 | 2 | 5 |

Career Highs

Points ... 2 (2x, last vs. Notre Dame - 3/14/21)
 Goals 2 (vs. Notre Dame - 3/14/21)
 Assists 1 (5x, last at Ohio State - 11/5/21)
 Point Streak..... 2 (10/3/21- 10/4/21)
 Goal Streak..... n/a
 Assist Streak..... n/a

Miscellaneous

Multi-Point Games 0/2 (last, 3/14/21)
 Multi-Goal Games n/a
 First Point vs. Michigan (12/3/20)
 First Goal vs. Michigan (12/3/20)
 First Assist..... vs. Michigan (12/3/20)
 Last Point at Ohio State (11/5/21)
 Last Goal vs. LIU (10/3/21)
 Last Assist..... at Ohio State (11/5/21)



CONNOR McMENAMIN

19

A

Junior • F • 5-11 • 185 • Collegeville, Pa. • Tri-City Storm (USHL)

CAREER STATS

| Year | GP | G | A | PTS | +/- | P-PIM | PP | SH | GW |
|--------------|-----------|-----------|-----------|-----------|-----------|-------------|----------|----------|----------|
| 2019-20 | 32 | 4 | 8 | 12 | -4 | 1-2 | 1 | 0 | 3 |
| 2020-21 | 22 | 6 | 9 | 15 | +8 | 2-4 | 0 | 0 | 2 |
| 2021-22 | 9 | 1 | 2 | 3 | +1 | 5-21 | 0 | 0 | 0 |
| Total | 63 | 11 | 19 | 30 | +5 | 8-27 | 1 | 0 | 5 |

NHL: FREE AGENT

Career Stats vs. Big Ten Teams

| Team | Games | Goals | Assists | Points |
|----------------|-----------|----------|-----------|-----------|
| Minnesota | 5 | 1 | 1 | 2 |
| Ohio State | 7 | 1 | 1 | 2 |
| Michigan | 6 | 0 | 1 | 1 |
| Michigan State | 8 | 1 | 1 | 2 |
| Wisconsin | 9 | 2 | 4 | 6 |
| Notre Dame | 9 | 2 | 4 | 6 |
| Totals | 42 | 7 | 12 | 19 |

Career Highs

Points 5 (vs. Wisconsin, 1/22/21)
 Goals 2 (vs. Notre Dame, 3/14/21)
 Assists 4 (vs. Wisconsin, 1/22/21)
 Point Streak..... 4 (1/18/2020 - 1/31/20)
 Goal Streak..... 2 (1/3/2020 - 1/4/20)
 Assist Streak... 2 (2x, last 10/9/21 - 10/21/21)

Miscellaneous

Multi-Point Games 0/5 (Last, 3/14/21)
 Multi-Goal Games 0/1 (Last, 3/14/21)
 First Point vs. Sacred Heart, 10/11/19
 First Goal at Minnesota, 11/15/19
 First Assist..... vs. Sacred Heart, 10/11/19
 Last Point vs. Niagara (10/21/21)
 Last Goal vs. LIU (10/3/21)
 Last Assist..... vs. Niagara (10/21/21)

GAMES
10-11

PENN STATE vs. Michigan



PENN STATE HOCKEY

2021-22 PENN STATE HOCKEY



TYLER PAQUETTE 23

Sophomore • F • 6-3 • 200 • Collegeville, Pa. • Green Bay Gamblers (USHL)

CAREER STATS

| Year | GP | G | A | PTS | +/- | P-PIM | PP | SH | GW |
|--------------|-----------|----------|----------|----------|-----------|------------|----------|----------|----------|
| 2020-21 | 6 | 0 | 1 | 1 | -3 | 0-0 | 0 | 0 | 0 |
| 2021-22 | 8 | 2 | 0 | 2 | 0 | 1-2 | 0 | 1 | 0 |
| Total | 14 | 2 | 1 | 3 | -3 | 1-2 | 0 | 1 | 0 |

NHL: FREE AGENT

Career Stats vs. Big Ten Teams

| Team | Games | Goals | Assists | Points |
|----------------|----------|----------|----------|----------|
| Minnesota | 2 | 0 | 0 | 0 |
| Ohio State | 1 | 0 | 0 | 0 |
| Michigan | 1 | 0 | 0 | 0 |
| Michigan State | 0 | 0 | 0 | 0 |
| Wisconsin | 1 | 0 | 0 | 0 |
| Notre Dame | 1 | 0 | 1 | 1 |
| Totals | 5 | 0 | 1 | 1 |

Career Highs

Points2 (vs. Niagara - 10/22/21)
 Goals2 (vs. Niagara - 10/22/21)
 Assists 1 (vs. Notre Dame, 1/29/21)
 Point Streak..... n/a
 Goal Streak..... n/a
 Assist Streak..... n/a

Miscellaneous

Multi-Point Games 1/1 (Last, 10/22/21)
 Multi-Goal Games 1/1 (Last, 10/22/21)
 First Point vs. Notre Dame (1/29/21)
 First Goal vs. Niagara (10/22/21)
 First Assist vs. Notre Dame (1/29/21)
 Last Point vs. Niagara (10/22/21)
 Last Goal vs. Niagara (10/22/21)
 Last Assist vs. Notre Dame (1/29/21)



CLAYTON PHILLIPS 18 A

Senior • D • 6-0 • 195 • Edina, Minn. • University of Minnesota (NCAA)

CAREER STATS

| Year | GP | G | A | PTS | +/- | P-PIM | PP | SH | GW |
|--------------|-----------|----------|-----------|-----------|------------|--------------|----------|----------|----------|
| 2017-18* | 11 | 0 | 0 | 0 | -3 | 5-21 | 0 | 0 | 0 |
| 2018-19* | 34 | 1 | 9 | 10 | -12 | 10-20 | 0 | 0 | 0 |
| 2019-20 | 27 | 2 | 7 | 9 | -2 | 10-20 | 0 | 0 | 1 |
| 2020-21 | 20 | 3 | 4 | 7 | -7 | 7-25 | 1 | 0 | 0 |
| 2021-22 | 7 | 3 | 4 | 7 | +4 | 3-6 | 1 | 0 | 0 |
| Total | 99 | 9 | 24 | 33 | -20 | 35-92 | 2 | 0 | 1 |



Career Highs

Points 3 (2x; last vs North Dakota - 10/30/21)
 Goals2 (vs. North Dakota - 10/30/21)
 Assists 3 (vs. Minnesota-Duluth, 10/7/18)
 Point Streak.....3 (11/9/19 - 11/16/19)
 Goal Streak.....2 (1/22/21 - 1/28/21)
 Assist Streak.....3 (11/9/19 - 11/16/19)

Miscellaneous

Multi-Point Games2/7 (last, 10/30/21)
 Multi-Goal Games 1/1 (10/30/21)
 First Pointat Minnesota-Duluth, 10/6/18
 First Goalvs. Michigan State, 11/23/18
 First Assist.....at Minnesota-Duluth, 10/6/18
 Last Point at Ohio State (11/6/21)
 Last Goal vs. North Dakota (10/30/21))
 Last Assist at Ohio State (11/6/21)

Career Stats vs. Big Ten Teams

| Team | Games | Goals | Assists | Points |
|----------------|-----------|----------|-----------|-----------|
| Minnesota | 6 | 1 | 2 | 3 |
| Ohio State | 10 | 0 | 2 | 2 |
| Michigan | 11 | 0 | 1 | 1 |
| Michigan State | 13 | 2 | 3 | 5 |
| Wisconsin | 11 | 2 | 2 | 4 |
| Notre Dame | 10 | 1 | 1 | 2 |
| Totals | 59 | 6 | 10 | 16 |

f PennStateMensHockey

@PennStateMhky





ADAM PILEWICZ

24

A

Senior • F • 6-1 • 180 • Sewickley, Pa. • Johnstown Tomahawks (NAHL)

CAREER STATS

| Year | GP | G | A | PTS | +/- | P-PIM | PP | SH | GW |
|--------------|-----------|----------|----------|----------|----------|------------|----------|----------|----------|
| 2017-18 | 2 | 0 | 0 | 0 | 0 | 0-0 | 0 | 0 | 0 |
| 2018-19 | 14 | 2 | 2 | 4 | +5 | 0-0 | 0 | 0 | 0 |
| 2019-20 | 3 | 0 | 0 | 0 | 0 | 1-2 | 0 | 0 | 0 |
| 2020-21 | 12 | 0 | 0 | 0 | -2 | 1-2 | 0 | 0 | 0 |
| 2021-22 | 9 | 0 | 0 | 0 | -1 | 0 | 0 | 0 | 0 |
| Total | 40 | 2 | 2 | 4 | 2 | 2-4 | 0 | 0 | 0 |

NHL: FREE AGENT

Career Stats vs. Big Ten Teams

| Team | Games | Goals | Assists | Points |
|----------------|-----------|----------|----------|----------|
| Minnesota | 2 | 0 | 0 | 0 |
| Ohio State | 5 | 0 | 0 | 0 |
| Michigan | 1 | 0 | 0 | 0 |
| Michigan State | 4 | 0 | 0 | 0 |
| Wisconsin | 8 | 1 | 2 | 3 |
| Notre Dame | 6 | 0 | 0 | 0 |
| Totals | 24 | 1 | 2 | 3 |

Career Highs

Points 2 (vs. Wisconsin, 3/9/19)
 Goals 1 (2x; last vs. Wisconsin, 2/23/19)
 Assists 2 (vs. Wisconsin, 3/9/19)
 Point Streak 2 (2/23/19 - 3/9/19)
 Goal Streak N/A
 Assist Streak N/A

Miscellaneous

Multi-Point Games 0/1 (Last, 3/9/19)
 First Point vs. Niagara, 10/19/18
 First Goal vs. Niagara, 10/19/18
 First Assist vs. Wisconsin, 3/9/19
 Last Point vs. Wisconsin, 3/9/19
 Last Goal vs. Wisconsin, 2/23/19
 Last Assist vs. Wisconsin, 3/9/19

GAMES
10-11



CHRISTIAN SARLO

10

Sophomore • F • 6-0 • 188 • Lynnbrook, N.Y. • Lincoln Stars (USHL)

CAREER STATS

| Year | GP | G | A | PTS | +/- | P-PIM | PP | SH | GW |
|--------------|-----------|----------|----------|-----------|-----------|-------------|----------|----------|----------|
| 2020-21 | 21 | 5 | 6 | 11 | -1 | 1-2 | 0 | 0 | 0 |
| 2021-22 | 9 | 2 | 1 | 3 | +3 | 5-10 | 0 | 0 | 2 |
| Total | 30 | 7 | 7 | 14 | +2 | 6-12 | 0 | 0 | 2 |

NHL: FREE AGENT

Career Stats vs. Big Ten Teams

| Team | Games | Goals | Assists | Points |
|----------------|-----------|----------|----------|-----------|
| Minnesota | 2 | 1 | 0 | 1 |
| Ohio State | 4 | 0 | 2 | 2 |
| Michigan | 2 | 0 | 1 | 1 |
| Michigan State | 4 | 1 | 0 | 1 |
| Wisconsin | 4 | 0 | 3 | 3 |
| Notre Dame | 5 | 2 | 0 | 2 |
| Totals | 19 | 4 | 6 | 10 |

Career Highs

Points 2 (3x, Last vs. LIU - 10/4/21)
 Goals 1 (7x, last vs. Canisius - 10/9/21)
 Assists 2 (2x, Last vs. Wisconsin, 3/14/21)
 Point Streak 3 (3/5/21 - 3/15/21)
 Goal Streak n/a
 Assist Streak n/a

Miscellaneous

Multi-Point Games 1/3 (Last, 10/4/21)
 Multi-Goal Games n/a
 First Point at Minnesota (11/20/20)
 First Goal at Minnesota (11/20/20)
 First Assist vs. Michigan (12/3/20)
 Last Point vs. Canisius (10/9/21)
 Last Goal vs. Canisius (10/9/21)
 Last Assist vs. LIU (10/4/21)

PENN STATE vs. Michigan



PENN STATE HOCKEY

2021-22 PENN STATE HOCKEY



BEN SCHOEN

12

Freshman • F • 5-8 • 150 • Maumee, Ohio • Youngstown Phantoms (USHL)

CAREER STATS

| Year | GP | G | A | PTS | +/- | P-PIM | PP | SH | GW |
|--------------|----------|----------|----------|----------|-----------|-------------|----------|----------|----------|
| 2021-22 | 9 | 1 | 2 | 3 | +4 | 6-12 | 0 | 0 | 0 |
| Total | 9 | 1 | 2 | 3 | +4 | 6-12 | 0 | 0 | 0 |

NHL: FREE AGENT

Career Stats vs. Big Ten Teams

| Team | Games | Goals | Assists | Points |
|----------------|----------|----------|----------|----------|
| Minnesota | 0 | 0 | 0 | 0 |
| Ohio State | 2 | 0 | 0 | 0 |
| Michigan | 0 | 0 | 0 | 0 |
| Michigan State | 0 | 0 | 0 | 0 |
| Wisconsin | 0 | 0 | 0 | 0 |
| Notre Dame | 0 | 0 | 0 | 0 |
| Totals | 0 | 0 | 0 | 0 |

Career Highs

Points 2 (vs. Canisius - 10/9/21)
 Goals 1 (vs. Niagara - 10/21/21)
 Assists 2 (vs. Canisius - 10/9/21)
 Point Streak 2 (10/9/21 - 10/21/21)
 Goal Streak n/a
 Assist Streak n/a

Miscellaneous

Multi-Point Games 1/1 (Last - 10/9/21)
 Multi-Goal Games n/a
 First Point vs. Canisius (10/9/21)
 First Goal vs. Niagara (10/21/21)
 First Assist vs. Canisius (10/9/21)
 Last Assist vs. Niagara (10/21/21)
 Last Goal vs. Niagara (10/21/21)
 Last Assist vs. Canisius (10/9/21)



MASON SNELL

16

Junior • D • 6-0 • 190 • Courtice, Ontario • Penticton Vees (BCHL)

CAREER STATS

| Year | GP | G | A | PTS | +/- | P-PIM | PP | SH | GW |
|--------------|-----------|----------|----------|----------|------------|--------------|----------|----------|----------|
| 2019-20 | 26 | 2 | 3 | 5 | -10 | 3-6 | 0 | 0 | 2 |
| 2020-21 | 21 | 2 | 2 | 4 | -7 | 10-20 | 0 | 0 | 0 |
| 2021-22 | 0 | 0 | 0 | 0 | 0 | 0-0 | 0 | 0 | 0 |
| Total | 47 | 4 | 5 | 9 | -17 | 13-26 | 0 | 0 | 2 |

NHL: FREE AGENT

Career Stats vs. Big Ten Teams

| Team | Games | Goals | Assists | Points |
|----------------|-----------|----------|----------|----------|
| Minnesota | 4 | 0 | 1 | 1 |
| Ohio State | 3 | 0 | 0 | 0 |
| Michigan | 6 | 0 | 1 | 1 |
| Michigan State | 7 | 0 | 0 | 0 |
| Wisconsin | 8 | 0 | 0 | 0 |
| Notre Dame | 9 | 2 | 1 | 3 |
| Totals | 37 | 2 | 3 | 5 |

Career Highs

Points 2 (2x, Last at Notre Dame, 3/5/21)
 Goals 2 (at Notre Dame, 3/5/21)
 Assists 2 (vs. Sacred Heart, 10/11/19)
 Point Streak 2 (10/11/19 - 10/12/19)
 Goal Streak n/a
 Assist Streak n/a

Miscellaneous

Multi-Point Games 0/2 (Last, 3/5/21)
 Multi-Goal Games 0/1 (Last, 3/5/21)
 First Point vs. Sacred Heart, 10/11/19
 First Goal vs. Sacred Heart, 10/12/19
 First Assist vs. Sacred Heart, 10/11/19
 Last Point vs. Notre Dame (3/14/21)
 Last Goal at Notre Dame (3/5/21)
 Last Assist vs. Notre Dame (3/14/21)

PennStateMensHockey

@PennStateM-HKY





LIAM SOULIÈRE **31**

Sophomore • G • 5-11 • 180 • Brampton, Ontario • Victoria Grizzlies (BCHL)

CAREER STATS

| Year | GP-GS | MIN | GA | SV | GAA | SV% | W-L-T | SO |
|--------------|------------|---------------|-----------|------------|-------------|-------------|--------------|----------|
| 2020-21 | 5-4 | 247:52 | 19 | 103 | 4.60 | .844 | 1-3-0 | 0 |
| 2021-22 | 3-3 | 179:47 | 9 | 91 | 3.00 | .910 | 2-1-0 | 0 |
| Total | 8-7 | 427:39 | 28 | 194 | 3.93 | .874 | 3-4-0 | 0 |

NHL: FREE AGENT

Career Highs

Saves/Gm.. 36 (2x, Last vs. Canisius 10/9/21)
Saves/Per 16 (vs. Arizona State - 12/13/20)
Shutouts n/a
Assists 1 (vs. Arizona State, 12/13/20)

Miscellaneous

Starting Streak..... n/a
Appearance Streak..... n/a
Point Streak..... n/a

Career Stats vs. Big Ten Teams

| Year | GP-GS | MIN | GA | SV | GAA | SV% | W-L-T | SO |
|----------------|------------|---------------|-----------|-----------|-------------|-------------|--------------|----------|
| Minnesota | 1-1 | 58:47 | 3 | 24 | 3.06 | .889 | 0-1-0 | 0 |
| Ohio State | 1-1 | 60:00 | 5 | 22 | 5.00 | .000 | 0-1-0 | 0 |
| Michigan | 0-0 | 00:00 | 0 | 0 | 0.00 | .000 | 0-0-0 | 0 |
| Michigan State | 1-1 | 54:41 | 4 | 16 | 4.36 | .800 | 0-1-0 | 0 |
| Wisconsin | 1-1 | 58:56 | 6 | 20 | 6.11 | .769 | 0-1-0 | 0 |
| Notre Dame | 1-0 | 14:19 | 2 | 7 | 8.57 | .778 | 0-0-0 | 0 |
| Total | 5-4 | 246:43 | 20 | 89 | 4.86 | .817 | 0-4-0 | 0 |



KEVIN WALL **21**

Junior • F • 6-1 • 190 • Penfield, N.Y. • Chilliwack Chiefs (BCHL)

CAREER STATS

| Year | GP | G | A | PTS | +/- | P-PIM | PP | SH | GW |
|--------------|-----------|-----------|-----------|-----------|-----------|-------------|----------|----------|----------|
| 2019-20 | 26 | 2 | 5 | 7 | +1 | 4-8 | 0 | 0 | 1 |
| 2020-21 | 22 | 8 | 11 | 19 | +1 | 2-4 | 0 | 0 | 0 |
| 2021-22 | 9 | 7 | 2 | 9 | -1 | 2-15 | 1 | 0 | 1 |
| Total | 57 | 17 | 18 | 35 | +1 | 8-27 | 1 | 0 | 2 |

NHL:

Career Highs

Points 3 (vs. Niagara - 10/22/21)
Goals 3 (vs. Niagara - 10/22/21)
Assists .. 2 (3x, last vs. Notre Dame - 3/14/21)
Point Streak..... 4 (2x; last 10/21/21 - 11/5/21)
Goal Streak..... 4 (2/22/20 - 11/23/20)
Assist Streak..... 2 (12/2/20 - 12/3/20)

Miscellaneous

Multi-Point Games 2/9 (Last, 10/22/21)
Multi-Goal Games 3/3 (Last, 10/22/21)
First Point vs. Alaska, 10/17/19
First Goal at Minnesota, 11/15/19
First Assist vs. Alaska, 10/17/19
Last Point at Ohio State (11/5/21)
Last Goal at Ohio State (11/5/21)
Last Assist vs. North Dakota (10/30/21)

Career Stats vs. Big Ten Teams

| Team | Games | Goals | Assists | Points |
|----------------|-----------|-----------|-----------|-----------|
| Minnesota | 6 | 4 | 2 | 6 |
| Ohio State | 8 | 3 | 2 | 4 |
| Michigan | 4 | 0 | 2 | 2 |
| Michigan State | 7 | 1 | 1 | 2 |
| Wisconsin | 8 | 2 | 3 | 5 |
| Notre Dame | 9 | 0 | 3 | 3 |
| Totals | 40 | 10 | 13 | 23 |



PENN STATE HOCKEY

2021-22 PENN STATE HOCKEY



JARED WESTCOTT 25

Sophomore • F • 6-1 • 190 • Imperial, MO. • Sioux Falls Stampede (USHL)

NHL: FREE AGENT

CAREER STATS

| Year | GP | G | A | PTS | +/- | P-PIM | PP | SH | GW |
|--------------|-----------|----------|----------|----------|-----------|------------|----------|----------|----------|
| 2020-21 | 17 | 1 | 5 | 6 | -4 | 2-4 | 0 | 0 | 0 |
| 2021-22 | 0 | 0 | 0 | 0 | 0 | 0-0 | 0 | 0 | 0 |
| Total | 17 | 1 | 5 | 6 | -4 | 2-4 | 0 | 0 | 0 |

Career Highs


Points 3 (vs. Michigan, 12/3/20)
 Goals 1 (vs. Michigan, 12/3/20)
 Assists 2 (vs. Michigan, 12/3/20)
 Point Streak n/a
 Goal Streak n/a
 Assist Streak n/a

Miscellaneous

Multi-Point Games 0/1 (last, 12/3/20)
 Multi-Goal Games n/a
 First Point at Minnesota (11/20/20)
 First Goal vs. Michigan (12/3/20)
 First Assist at Minnesota (11/20/20)
 Last Point vs. Notre Dame (3/14/21)
 Last Goal vs. Michigan (12/3/20)
 Last Assist vs. Notre Dame (3/14/21)

Career Stats vs. Big Ten Teams

| Team | Games | Goals | Assists | Points |
|----------------|-----------|----------|----------|----------|
| Minnesota | 2 | 0 | 1 | 1 |
| Ohio State | 2 | 0 | 0 | 0 |
| Michigan | 2 | 1 | 2 | 3 |
| Michigan State | 2 | 0 | 0 | 0 |
| Wisconsin | 4 | 0 | 1 | 1 |
| Notre Dame | 3 | 0 | 1 | 1 |
| Totals | 15 | 1 | 5 | 6 |



PennStateMensHockey

@PennStateM-HKY





2021-22 TEAM STATISTICS

2021-22 Penn State Men's Hockey Penn State Overall Team Statistics (as of Nov 08, 2021) All games

Overall: 6-3-0 Conf: 0-2-0 Home: 5-1-0 Away: 0-2-0 Neut: 1-0-0

| TEAM STATISTICS | PSU | OPP |
|------------------------|---------|--------|
| SHOT STATISTICS | | |
| Goals-Shot attempts | 33-330 | 24-258 |
| Shot pct. | .100 | .093 |
| Goals/Game | 3.7 | 2.7 |
| Shots/Game | 36.7 | 28.7 |
| Assists | 48 | 39 |
| POWER PLAYS | | |
| Goals-Power Plays | 8-31 | 5-38 |
| Conversion Percent | .258 | .132 |
| Shot Attempts | 40 | 52 |
| Shot Percent | .200 | .096 |
| GOAL BREAKDOWN | | |
| Total Goals | 33 | 24 |
| Power Play | 8 | 5 |
| Short-handed | 2 | 2 |
| Empty net | 3 | 2 |
| Penalty | 1 | 0 |
| Unassisted | 3 | 3 |
| Overtime | 0 | 0 |
| Shootout | 0 | 0 |
| Delayed Penalty | 0 | 0 |
| PENALTIES | | |
| Number | 48 | 42 |
| Minutes | 118 | 117 |
| Penalties/Game | 5.3 | 4.7 |
| Pen minutes/Game | 13.1 | 13.0 |
| Minor | 44 | 36 |
| Major | 2 | 3 |
| 10-minute Misconduct | 0 | 0 |
| Game Misconduct | 2 | 3 |
| Gross Misconduct | 0 | 0 |
| Match | 0 | 0 |
| SHOOTOUTS (Made-Att) | 0-0 | 0-0 |
| ATTENDANCE | | |
| Total | 34547 | 8317 |
| Dates/Avg Per Date | 6/5758 | 2/4158 |
| Neutral Site #/Avg | 1/14659 | |

| Goals by Period | 1st | 2nd | 3rd | Total |
|-----------------|-----|-----|-----|-------|
| Penn State | 12 | 9 | 12 | 33 |
| Opponents | 3 | 5 | 16 | 24 |

| Saves by Period | 1st | 2nd | 3rd | Total |
|-----------------|-----|-----|-----|-------|
| Penn State | 74 | 70 | 90 | 234 |
| Opponents | 89 | 108 | 100 | 297 |

GAMES

10-11

PENN STATE vs. Michigan



PENN STATE HOCKEY

2021-22 PENN STATE HOCKEY

2021-22 INDIVIDUAL STATISTICS

2021-22 Penn State Men's Hockey Penn State Overall Individual Statistics (as of Nov 08, 2021) All games

Overall: 6-3-0 Conf: 0-2-0 Home: 5-1-0 Away: 0-2-0 Neut: 1-0-0

| ## | Player | gp | Shots | | | | | +- | Penalties | | | | Goals | | | | | | | | | | blk |
|----|--------------------|----|-------|----|-----|-----|------|-----|-----------|-----|-----|-----|-------|----|----|----|----|----|----|----|----|-----|-----|
| | | | g | a | pts | sh | sh% | | pen-min | min | maj | oth | pp | sh | fg | gw | gt | ot | ht | pn | ua | | |
| 21 | Wall, Kevin | 9 | 7 | 2 | 9 | 38 | .184 | -1 | 2-15 | 0 | 1 | 1 | 1 | 0 | 2 | 1 | 0 | 0 | 1 | 1 | 0 | 4 | |
| 29 | MacEachern, Connor | 9 | 6 | 3 | 9 | 25 | .240 | +5 | 2-4 | 2 | 0 | 0 | 2 | 1 | 1 | 1 | 0 | 0 | 0 | 0 | 1 | 5 | |
| 18 | Phillips, Clayton | 7 | 3 | 4 | 7 | 15 | .200 | +4 | 3-6 | 3 | 0 | 0 | 1 | 0 | 0 | 0 | 0 | 0 | 0 | 0 | 1 | 2 | |
| 5 | Berger, Christian | 9 | 2 | 4 | 6 | 23 | .087 | +2 | 1-2 | 1 | 0 | 0 | 1 | 0 | 1 | 0 | 0 | 0 | 0 | 0 | 0 | 17 | |
| 13 | Dzhaniyev, Danny | 9 | 2 | 4 | 6 | 24 | .083 | +2 | 0-0 | 0 | 0 | 0 | 0 | 0 | 1 | 0 | 0 | 0 | 0 | 0 | 0 | 0 | |
| 14 | Copeland, Ben | 7 | 1 | 5 | 6 | 15 | .067 | -3 | 1-2 | 1 | 0 | 0 | 1 | 0 | 0 | 0 | 0 | 0 | 0 | 0 | 0 | 1 | |
| 6 | Dowd, Jr., Jimmy | 9 | 0 | 5 | 5 | 11 | .000 | +2 | 4-8 | 4 | 0 | 0 | 0 | 0 | 0 | 0 | 0 | 0 | 0 | 0 | 0 | 8 | |
| 11 | Kirwan, Ryan | 9 | 2 | 2 | 4 | 34 | .059 | -1 | 2-4 | 2 | 0 | 0 | 1 | 0 | 1 | 1 | 0 | 0 | 0 | 0 | 1 | 3 | |
| 17 | McLane, Chase | 9 | 1 | 3 | 4 | 15 | .067 | +2 | 1-2 | 1 | 0 | 0 | 0 | 0 | 0 | 1 | 0 | 0 | 0 | 0 | 0 | 5 | |
| 10 | Sarlo, Christian | 9 | 2 | 1 | 3 | 13 | .154 | +3 | 5-10 | 5 | 0 | 0 | 0 | 0 | 0 | 2 | 0 | 0 | 0 | 0 | 0 | 1 | |
| 19 | McMenamin, Connor | 9 | 1 | 2 | 3 | 20 | .050 | +1 | 5-21 | 3 | 1 | 1 | 0 | 0 | 0 | 0 | 0 | 0 | 0 | 0 | 0 | 9 | |
| 12 | Schoen, Ben | 9 | 1 | 2 | 3 | 12 | .083 | +4 | 6-12 | 6 | 0 | 0 | 0 | 0 | 0 | 0 | 0 | 0 | 0 | 0 | 0 | 0 | |
| 3 | DeNaples, Paul | 9 | 0 | 3 | 3 | 13 | .000 | +6 | 4-8 | 4 | 0 | 0 | 0 | 0 | 0 | 0 | 0 | 0 | 0 | 0 | 0 | 15 | |
| 7 | Dyck, Carson | 9 | 0 | 3 | 3 | 8 | .000 | 0 | 2-4 | 2 | 0 | 0 | 0 | 0 | 0 | 0 | 0 | 0 | 0 | 0 | 0 | 6 | |
| 4 | Mack, Simon | 9 | 0 | 3 | 3 | 14 | .000 | -1 | 2-4 | 2 | 0 | 0 | 0 | 0 | 0 | 0 | 0 | 0 | 0 | 0 | 0 | 4 | |
| 28 | Gratton, Tyler | 9 | 2 | 0 | 2 | 17 | .118 | 0 | 3-6 | 3 | 0 | 0 | 1 | 0 | 1 | 0 | 0 | 0 | 0 | 0 | 0 | 9 | |
| 23 | Paquette, Tyler | 8 | 2 | 0 | 2 | 13 | .154 | 0 | 1-2 | 1 | 0 | 0 | 0 | 1 | 1 | 0 | 0 | 0 | 0 | 0 | 0 | 2 | |
| 9 | Lamppa, Xander | 5 | 1 | 1 | 2 | 7 | .143 | -3 | 0-0 | 0 | 0 | 0 | 0 | 0 | 0 | 0 | 0 | 0 | 0 | 0 | 0 | 1 | |
| 35 | Autio, Oskar | 7 | 0 | 1 | 1 | 0 | .000 | 0 | 0-0 | 0 | 0 | 0 | 0 | 0 | 0 | 0 | 0 | 0 | 0 | 0 | 0 | 0 | |
| 30 | Dorr, Doug | 2 | 0 | 0 | 0 | 0 | .000 | 0 | 0-0 | 0 | 0 | 0 | 0 | 0 | 0 | 0 | 0 | 0 | 0 | 0 | 0 | 0 | |
| 15 | Johnson, Kenny | 9 | 0 | 0 | 0 | 6 | .000 | 0 | 3-6 | 3 | 0 | 0 | 0 | 0 | 0 | 0 | 0 | 0 | 0 | 0 | 0 | 11 | |
| 24 | Pilewicz, Adam | 9 | 0 | 0 | 0 | 7 | .000 | -1 | 0-0 | 0 | 0 | 0 | 0 | 0 | 0 | 0 | 0 | 0 | 0 | 0 | 0 | 9 | |
| TM | TEAM | 3 | 0 | 0 | 0 | 0 | .000 | 0 | 1-2 | 1 | 0 | 0 | 0 | 0 | 0 | 0 | 0 | 0 | 0 | 0 | 0 | 0 | |
| | Total | 9 | 33 | 48 | 81 | 330 | .100 | +21 | 48-118 | 44 | 2 | 2 | 8 | 2 | 8 | 6 | 0 | 0 | 1 | 1 | 3 | 112 | |
| | Opponents | 9 | 24 | 39 | 63 | 258 | .093 | - | 42-117 | 36 | 3 | 3 | 5 | 2 | 1 | 3 | 0 | 0 | 0 | 0 | 3 | 170 | |

| ## | Goalie | gp-gs | Goal average | | | Saves | | Record | | | | Goals allowed | | | | |
|----|----------------|-------|--------------|----|------|-------|------|--------|---|---|-----|---------------|----|----|-----|-----|
| | | | minutes | ga | avg | saves | pct | w | l | t | sho | pp | sh | en | pen | sog |
| 35 | Autio, Oskar | 7-6 | 358:48 | 13 | 2.17 | 143 | .917 | 4 | 2 | 0 | 1 | 4 | 0 | 0 | 0 | 0 |
| 31 | Souliere, Liam | 4-3 | 179:47 | 9 | 3.00 | 91 | .910 | 2 | 1 | 0 | 0 | 1 | 1 | 0 | 0 | 0 |
| TM | EMPTY NET | 3-0 | 1:25 | 2 | - | 0 | .000 | 0 | 0 | 0 | 0 | 0 | 1 | 2 | 0 | 0 |
| | Total | 9-0 | 540:00 | 24 | 2.67 | 234 | .907 | 6 | 3 | 0 | 1 | 5 | 2 | 2 | 0 | 0 |
| | Opponents | 9-0 | 560:00 | 33 | 3.54 | 297 | .900 | 3 | 6 | 0 | 0 | 8 | 2 | 3 | 1 | 0 |

PennStateMensHockey

@PennStateMHKY





2021-22 INDIVIDUAL (CONFERENCE ONLY) STATISTICS

GAMES
10-11

**2021-22 Penn State Men's Hockey
Penn State Overall Individual Statistics (as of Nov 08, 2021)
Conference games**

Overall: 0-2-0 Conf: 0-2-0 Home: 0-0-0 Away: 0-2-0 Neut: 0-0-0

| ## | Player | gp | Shots | | | | | +- | Penalties | | | | Goals | | | | | | | | blk | |
|----|--------------------|----|-------|----|-----|----|------|-----|-----------|-----|-----|-----|-------|----|----|----|----|----|----|----|-----|----|
| | | | g | a | pts | sh | sh% | | pen-min | min | maj | oth | pp | sh | fg | gw | gt | ot | ht | pn | | ua |
| 29 | MacEachern, Connor | 2 | 2 | 0 | 2 | 7 | .286 | -2 | 1-2 | 1 | 0 | 0 | 1 | 0 | 1 | 0 | 0 | 0 | 0 | 0 | 0 | 1 |
| 6 | Dowd, Jr., Jimmy | 2 | 0 | 2 | 2 | 1 | .000 | 0 | 0-0 | 0 | 0 | 0 | 0 | 0 | 0 | 0 | 0 | 0 | 0 | 0 | 0 | 2 |
| 21 | Wall, Kevin | 2 | 1 | 0 | 1 | 5 | .200 | -3 | 0-0 | 0 | 0 | 0 | 0 | 0 | 1 | 0 | 0 | 0 | 0 | 0 | 0 | 0 |
| 14 | Copeland, Ben | 2 | 0 | 1 | 1 | 4 | .000 | -2 | 0-0 | 0 | 0 | 0 | 0 | 0 | 0 | 0 | 0 | 0 | 0 | 0 | 0 | 0 |
| 17 | McLane, Chase | 2 | 0 | 1 | 1 | 1 | .000 | -2 | 0-0 | 0 | 0 | 0 | 0 | 0 | 0 | 0 | 0 | 0 | 0 | 0 | 0 | 2 |
| 18 | Phillips, Clayton | 2 | 0 | 1 | 1 | 3 | .000 | -2 | 0-0 | 0 | 0 | 0 | 0 | 0 | 0 | 0 | 0 | 0 | 0 | 0 | 0 | 0 |
| 5 | Berger, Christian | 2 | 0 | 0 | 0 | 3 | .000 | -2 | 0-0 | 0 | 0 | 0 | 0 | 0 | 0 | 0 | 0 | 0 | 0 | 0 | 0 | 2 |
| 3 | DeNaples, Paul | 2 | 0 | 0 | 0 | 4 | .000 | -2 | 0-0 | 0 | 0 | 0 | 0 | 0 | 0 | 0 | 0 | 0 | 0 | 0 | 0 | 1 |
| 7 | Dyck, Carson | 2 | 0 | 0 | 0 | 2 | .000 | -1 | 0-0 | 0 | 0 | 0 | 0 | 0 | 0 | 0 | 0 | 0 | 0 | 0 | 0 | 1 |
| 13 | Dzhaniyev, Danny | 2 | 0 | 0 | 0 | 5 | .000 | -2 | 0-0 | 0 | 0 | 0 | 0 | 0 | 0 | 0 | 0 | 0 | 0 | 0 | 0 | 0 |
| 28 | Gratton, Tyler | 2 | 0 | 0 | 0 | 3 | .000 | +1 | 0-0 | 0 | 0 | 0 | 0 | 0 | 0 | 0 | 0 | 0 | 0 | 0 | 0 | 3 |
| 15 | Johnson, Kenny | 2 | 0 | 0 | 0 | 0 | .000 | 0 | 0-0 | 0 | 0 | 0 | 0 | 0 | 0 | 0 | 0 | 0 | 0 | 0 | 0 | 1 |
| 11 | Kirwan, Ryan | 2 | 0 | 0 | 0 | 10 | .000 | -2 | 0-0 | 0 | 0 | 0 | 0 | 0 | 0 | 0 | 0 | 0 | 0 | 0 | 0 | 1 |
| 9 | Lamppa, Xander | 1 | 0 | 0 | 0 | 1 | .000 | -2 | 0-0 | 0 | 0 | 0 | 0 | 0 | 0 | 0 | 0 | 0 | 0 | 0 | 0 | 0 |
| 4 | Mack, Simon | 2 | 0 | 0 | 0 | 2 | .000 | -4 | 0-0 | 0 | 0 | 0 | 0 | 0 | 0 | 0 | 0 | 0 | 0 | 0 | 0 | 2 |
| 19 | McMenamin, Connor | 2 | 0 | 0 | 0 | 8 | .000 | -1 | 0-0 | 0 | 0 | 0 | 0 | 0 | 0 | 0 | 0 | 0 | 0 | 0 | 0 | 0 |
| 23 | Paquette, Tyler | 1 | 0 | 0 | 0 | 0 | .000 | -1 | 0-0 | 0 | 0 | 0 | 0 | 0 | 0 | 0 | 0 | 0 | 0 | 0 | 0 | 0 |
| 24 | Pilewicz, Adam | 2 | 0 | 0 | 0 | 2 | .000 | -2 | 0-0 | 0 | 0 | 0 | 0 | 0 | 0 | 0 | 0 | 0 | 0 | 0 | 0 | 3 |
| 10 | Sarlo, Christian | 2 | 0 | 0 | 0 | 2 | .000 | -1 | 0-0 | 0 | 0 | 0 | 0 | 0 | 0 | 0 | 0 | 0 | 0 | 0 | 0 | 0 |
| 12 | Schoen, Ben | 2 | 0 | 0 | 0 | 2 | .000 | 0 | 2-4 | 2 | 0 | 0 | 0 | 0 | 0 | 0 | 0 | 0 | 0 | 0 | 0 | 0 |
| TM | TEAM | 1 | 0 | 0 | 0 | 0 | .000 | 0 | 1-2 | 1 | 0 | 0 | 0 | 0 | 0 | 0 | 0 | 0 | 0 | 0 | 0 | 0 |
| | Total | 2 | 3 | 5 | 8 | 65 | .046 | -30 | 4-8 | 4 | 0 | 0 | 1 | 0 | 2 | 0 | 0 | 0 | 0 | 0 | 0 | 19 |
| | Opponents | 2 | 9 | 17 | 26 | 56 | .161 | - | 5-10 | 5 | 0 | 0 | 1 | 0 | 0 | 2 | 0 | 0 | 0 | 0 | 0 | 32 |

| ## | Goalie | gp-gs | Goal average | | | Saves | | Record | | | | Goals allowed | | | | | | | |
|----|----------------|-------|--------------|----|------|-------|------|--------|---|---|-----|---------------|----|----|-----|-----|---|---|---|
| | | | minutes | ga | avg | saves | pct | w | l | t | sho | pp | sh | en | pen | sog | | | |
| 35 | Autio, Oskar | 1-1 | 59:22 | 3 | 3.03 | 25 | .893 | 0 | 1 | 0 | 0 | 0 | 0 | 0 | 0 | 0 | 0 | 0 | 0 |
| 31 | Souliere, Liam | 1-1 | 60:00 | 5 | 5.00 | 22 | .815 | 0 | 1 | 0 | 0 | 0 | 1 | 0 | 0 | 0 | 0 | 0 | 0 |
| TM | EMPTY NET | 1-0 | 0:38 | 1 | - | 0 | .000 | 0 | 0 | 0 | 0 | 0 | 0 | 0 | 1 | 0 | 0 | 0 | 0 |
| | Total | 2-0 | 120:00 | 9 | 4.50 | 47 | .839 | 0 | 2 | 0 | 0 | 0 | 1 | 0 | 1 | 0 | 0 | 0 | 0 |
| | Opponents | 2-0 | 120:00 | 3 | 1.50 | 62 | .954 | 2 | 0 | 0 | 0 | 0 | 1 | 0 | 0 | 0 | 0 | 0 | 0 |

PENN STATE vs. Michigan



PENN STATE HOCKEY

2021-22 PENN STATE HOCKEY

2021-22 GOALS-ASSISTS-POINTS

2021-22 Penn State Men's Hockey
 Penn State Game-by-Game Goals-Assists-Points (as of Nov 08, 2021)
 All games

| Opponent | Date | Score | 3 DENAPLES,P | 4 MACK,SIMON | 5 BERGER,CHR | 6 DOWD,JR,JI | 7 DYCK,CARSO | 9 LAMPPI,XAN | 10 SARLO,CHRI | 11 KIRWAN,RYA | 12 SCHOEN,BEN | 13 DZHANIYEV,D | 14 COPELAND,B |
|----------|--------|-------|-----------------|-----------------|-----------------|-----------------|-----------------|-----------------|------------------|------------------|------------------|-------------------|------------------|
| LIU | Oct 03 | 3-1 W | 0-0-0 | 0-1-1 | 0-0-0 | 0-0-0 | 0-0-0 | 0-0-0 | 0-0-0 | 1-1-2 | 0-0-0 | 0-2-2 | DNP |
| LIU | Oct 04 | 5-2 W | 0-1-1 | 0-0-0 | 1-0-1 | 0-1-1 | 0-0-0 | 1-1-2 | 1-1-2 | 0-0-0 | 0-0-0 | 1-0-1 | DNP |
| CAN | Oct 08 | 1-4 L | 0-0-0 | 0-1-1 | 0-0-0 | 0-0-0 | 0-0-0 | 0-0-0 | 0-0-0 | 0-0-0 | 0-0-0 | 0-0-0 | 0-0-0 |
| CAN | Oct 09 | 5-2 W | 0-1-1 | 0-0-0 | 0-2-2 | 0-1-1 | 0-1-1 | 0-0-0 | 1-0-1 | 0-0-0 | 0-2-2 | 1-1-2 | 0-0-0 |
| NIA | Oct 21 | 4-0 W | 0-0-0 | 0-0-0 | 1-1-2 | 0-0-0 | 0-0-0 | DNP | 0-0-0 | 0-1-1 | 1-0-1 | 0-0-0 | 0-2-2 |
| NIA | Oct 22 | 6-2 W | 0-1-1 | 0-0-0 | 0-1-1 | 0-0-0 | 0-2-2 | DNP | 0-0-0 | 1-0-1 | 0-0-0 | 0-0-0 | 0-1-1 |
| vs UND | Oct 30 | 6-4 W | 0-0-0 | 0-1-1 | 0-0-0 | 0-1-1 | 0-0-0 | DNP | 0-0-0 | 0-0-0 | 0-0-0 | 0-1-1 | 1-1-2 |
| at OSU | Nov 05 | 2-5 L | 0-0-0 | 0-0-0 | 0-0-0 | 0-2-2 | 0-0-0 | DNP | 0-0-0 | 0-0-0 | 0-0-0 | 0-0-0 | 0-1-1 |
| at OSU | Nov 06 | 1-4 L | 0-0-0 | 0-0-0 | 0-0-0 | 0-0-0 | 0-0-0 | 0-0-0 | 0-0-0 | 0-0-0 | 0-0-0 | 0-0-0 | 0-0-0 |

| Opponent | Date | Score | 15 JOHNSON,KE | 17 MCLANE,CHA | 18 PHILLIPS,CLA | 19 MCMENAMIN, | 21 WALL,KEVIN | 23 PAQUETTE,T | 24 PILEWICZ,AD | 28 GRATTON,TY | 29 MACEACHER | 30 DORR,DOUG | 31 SOULIERE,LI |
|----------|--------|-------|------------------|------------------|--------------------|------------------|------------------|------------------|-------------------|------------------|-----------------|-----------------|-------------------|
| LIU | Oct 03 | 3-1 W | 0-0-0 | 1-0-1 | 0-0-0 | 1-0-1 | 0-0-0 | 0-0-0 | 0-0-0 | 0-0-0 | 0-0-0 | DNP | DNP |
| LIU | Oct 04 | 5-2 W | 0-0-0 | 0-1-1 | 1-0-1 | 0-0-0 | 0-1-1 | 0-0-0 | 0-0-0 | 0-0-0 | 0-1-1 | DNP | DNP |
| CAN | Oct 08 | 1-4 L | 0-0-0 | 0-0-0 | DNP | 0-0-0 | 1-0-1 | 0-0-0 | 0-0-0 | 0-0-0 | 0-0-0 | DNP | DNP |
| CAN | Oct 09 | 5-2 W | 0-0-0 | 0-1-1 | DNP | 0-1-1 | 0-0-0 | 0-0-0 | 0-0-0 | 1-0-1 | 2-0-2 | DNP | 0-0-0 |
| NIA | Oct 21 | 4-0 W | 0-0-0 | 0-0-0 | 0-0-0 | 0-1-1 | 2-0-2 | 0-0-0 | 0-0-0 | 0-0-0 | 0-2-2 | DNP | DNP |
| NIA | Oct 22 | 6-2 W | 0-0-0 | 0-0-0 | 0-2-2 | 0-0-0 | 3-0-3 | 2-0-2 | 0-0-0 | 0-0-0 | 0-0-0 | DNP | 0-0-0 |
| vs UND | Oct 30 | 6-4 W | 0-0-0 | 0-0-0 | 2-1-3 | 0-0-0 | 0-1-1 | 0-0-0 | 0-0-0 | 1-0-1 | 2-0-2 | DNP | DNP |
| at OSU | Nov 05 | 2-5 L | 0-0-0 | 0-1-1 | 0-0-0 | 0-0-0 | 1-0-1 | 0-0-0 | 0-0-0 | 0-0-0 | 1-0-1 | 0-0-0 | 0-0-0 |
| at OSU | Nov 06 | 1-4 L | 0-0-0 | 0-0-0 | 0-1-1 | 0-0-0 | 0-0-0 | DNP | 0-0-0 | 0-0-0 | 1-0-1 | 0-0-0 | 0-0-0 |

| Opponent | Date | Score | 35 AUTIO,OSKA |
|----------|--------|-------|------------------|
| LIU | Oct 03 | 3-1 W | 0-1-1 |
| LIU | Oct 04 | 5-2 W | 0-0-0 |
| CAN | Oct 08 | 1-4 L | 0-0-0 |
| CAN | Oct 09 | 5-2 W | DNP |
| NIA | Oct 21 | 4-0 W | 0-0-0 |
| NIA | Oct 22 | 6-2 W | DNP |
| vs UND | Oct 30 | 6-4 W | 0-0-0 |
| at OSU | Nov 05 | 2-5 L | 0-0-0 |
| at OSU | Nov 06 | 1-4 L | 0-0-0 |

PennStateMensHockey

@PennStateM-HKY



WELCOME TO HOCKEY VALLEY



2021-22 GOALTENDING

OSKAR AUTIO #35

**2021-22 Penn State Men's Hockey
Penn State Individual Game-by-Game (as of Nov 08, 2021)
All games**

| Date | Opponent | Score | Minutes | GA | GAAvg | Saves | Save% | W | L | T | PP | SH | EN | PN | SO |
|--------------|----------------------|-------|---------|----|-------|-------|-------|---|---|---|----|----|----|----|----|
| Oct 03, 2021 | LONG ISLAND UNIVERSI | 3-1 | 60:00 | 1 | 1.00 | 23 | .958 | 1 | 0 | 0 | 0 | 0 | 0 | 0 | 0 |
| Oct 04, 2021 | LONG ISLAND UNIVERSI | 5-2 | 60:00 | 2 | 1.50 | 17 | .930 | 2 | 0 | 0 | 1 | 0 | 0 | 0 | 0 |
| Oct 08, 2021 | CANISIUS | 1-4 | 59:26 | 3 | 2.01 | 27 | .918 | 2 | 1 | 0 | 0 | 0 | 0 | 0 | 0 |
| Oct 21, 2021 | NIAGARA | 4-0 | 60:00 | 0 | 1.50 | 23 | .938 | 3 | 1 | 0 | 0 | 0 | 0 | 0 | 0 |
| Oct 30, 2021 | vs North Dakota | 6-4 | 60:00 | 4 | 2.00 | 28 | .922 | 4 | 1 | 0 | 3 | 0 | 0 | 0 | 0 |
| Nov 06, 2021 | at Ohio State | 1-4 | 59:22 | 3 | 2.17 | 25 | .917 | 4 | 2 | 0 | 0 | 0 | 0 | 0 | 0 |
| Totals | | | 358:48 | 13 | 2.17 | 143 | .917 | 4 | 2 | 0 | 4 | 0 | 0 | 0 | 0 |

LIAM SOULIERE #31

**2021-22 Penn State Men's Hockey
Penn State Individual Game-by-Game (as of Nov 08, 2021)
All games**

| Date | Opponent | Score | Minutes | GA | GAAvg | Saves | Save% | W | L | T | PP | SH | EN | PN | SO |
|--------------|---------------|-------|---------|----|-------|-------|-------|---|---|---|----|----|----|----|----|
| Oct 09, 2021 | CANISIUS | 5-2 | 59:47 | 2 | 2.01 | 36 | .947 | 1 | 0 | 0 | 0 | 1 | 0 | 0 | 0 |
| Oct 22, 2021 | NIAGARA | 6-2 | 60:00 | 2 | 2.00 | 33 | .945 | 2 | 0 | 0 | 0 | 0 | 0 | 0 | 0 |
| Nov 05, 2021 | at Ohio State | 2-5 | 60:00 | 5 | 3.00 | 22 | .910 | 2 | 1 | 0 | 1 | 0 | 0 | 0 | 0 |
| Totals | | | 179:47 | 9 | 3.00 | 91 | .910 | 2 | 1 | 0 | 1 | 1 | 0 | 0 | 0 |

GAMES

10-11

PENN STATE vs. Michigan



PENN STATE HOCKEY

2021-22 PENN STATE HOCKEY

2021-22 TEAM GAME-BY-GAME

2021-22 Penn State Men's Hockey Penn State Team Game-by-Game (as of Nov 08, 2021) All games

| Date | Opponent | Score | G | A | Pts | Sh | Sh% | +/- | Pen-Min | PP | SH | EN | GW | GT | Hat | UA | Blk |
|--------------|----------------------|-------|----|----|-----|-----|------|-----|---------|----|----|----|----|----|-----|----|-----|
| Oct 03, 2021 | LONG ISLAND UNIVERSI | 3-1 | 3 | 5 | 8 | 34 | .088 | +5 | 5-21 | 1 | 0 | 0 | 1 | 0 | 0 | 0 | 8 |
| Oct 04, 2021 | LONG ISLAND UNIVERSI | 5-2 | 5 | 7 | 12 | 46 | .109 | +15 | 6-12 | 1 | 0 | 0 | 1 | 0 | 0 | 0 | 10 |
| Oct 08, 2021 | CANISIUS | 1-4 | 1 | 1 | 2 | 40 | .025 | -16 | 5-10 | 0 | 0 | 0 | 0 | 0 | 0 | 0 | 22 |
| Oct 09, 2021 | CANISIUS | 5-2 | 5 | 10 | 15 | 44 | .114 | +8 | 6-12 | 1 | 1 | 1 | 1 | 0 | 0 | 0 | 26 |
| Oct 21, 2021 | NIAGARA | 4-0 | 4 | 7 | 11 | 38 | .105 | +20 | 5-10 | 0 | 0 | 0 | 1 | 0 | 0 | 0 | 3 |
| Oct 22, 2021 | NIAGARA | 6-2 | 6 | 7 | 13 | 40 | .150 | +9 | 8-27 | 1 | 1 | 1 | 1 | 0 | 1 | 1 | 9 |
| Oct 30, 2021 | vs North Dakota | 6-4 | 6 | 6 | 12 | 23 | .261 | +10 | 9-18 | 3 | 0 | 1 | 1 | 0 | 0 | 2 | 15 |
| Nov 05, 2021 | at Ohio State | 2-5 | 2 | 4 | 6 | 35 | .057 | -14 | 2-4 | 1 | 0 | 0 | 0 | 0 | 0 | 0 | 5 |
| Nov 06, 2021 | at Ohio State | 1-4 | 1 | 1 | 2 | 30 | .033 | -16 | 2-4 | 0 | 0 | 0 | 0 | 0 | 0 | 0 | 14 |
| | | 33-24 | 33 | 48 | 81 | 330 | .100 | +21 | 48-118 | 8 | 2 | 3 | 6 | 0 | 1 | 3 | 112 |
| Opponent | | | 24 | 39 | 63 | 258 | .093 | -27 | 42-117 | 5 | 2 | 2 | 3 | 0 | 0 | 3 | 170 |

TEAM PER-GAME

Games played: 9

Shots per game: 36.67;Goals per game: 3.67

Assists per game: 5.33;Points per game: 9.00

PennStateMensHockey

@PennStateMHKY



WELCOME TO HOCKEY VALLEY



2021-22 GAME-BY-GAME COMPARISON

2021-22 Penn State Men's Hockey Penn State Team Game-by-Game Comparison (as of Nov 08, 2021) All games

| Date | Opponent | Score | Shots | | Shots | Penalties | | Power Plays | | | | |
|--------|----------------------|-------|-------|---------|---------|-----------|---------|-------------|--------|------|-----|------|
| | | | Goals | Assists | | Pen-Min | Pen-Min | G-Ch | G-Ch | | | |
| Oct 03 | LONG ISLAND UNIVERSI | 3-1 | 3 / 1 | 5 / 0 | 34 / 24 | 5-21 | / | 5-10 | 1-3 | / | 0-3 | |
| Oct 04 | LONG ISLAND UNIVERSI | 5-2 | 5 / 2 | 7 / 4 | 46 / 19 | 6-12 | / | 7-36 | 1-4 | / | 1-4 | |
| Oct 08 | CANISIUS | 1-4 | 1 / 4 | 1 / 6 | 40 / 31 | 5-10 | / | 5-10 | 0-4 | / | 0-4 | |
| Oct 09 | CANISIUS | 5-2 | 5 / 2 | 10 / 3 | 44 / 38 | 6-12 | / | 4-8 | 1-4 | / | 0-6 | |
| Oct 21 | NIAGARA | 4-0 | 4 / 0 | 7 / 0 | 38 / 23 | 5-10 | / | 2-4 | 0-2 | / | 0-5 | |
| Oct 22 | NIAGARA | 6-2 | 6 / 2 | 7 / 2 | 40 / 35 | 8-27 | / | 6-23 | 1-4 | / | 0-6 | |
| Oct 30 | vs North Dakota | 6-4 | 6 / 4 | 6 / 7 | 23 / 32 | 9-18 | / | 8-16 | 3-5 | / | 3-6 | |
| Nov 05 | at Ohio State | 2-5 | 2 / 5 | 4 / 10 | 35 / 27 | 2-4 | / | 2-4 | 1-2 | / | 1-2 | |
| Nov 06 | at Ohio State | 1-4 | 1 / 4 | 1 / 7 | 30 / 29 | 2-4 | / | 3-6 | 0-3 | / | 0-2 | |
| | | | 33-24 | 33 / 24 | 48 / 39 | 330 / 258 | 48-118 | / | 42-117 | 8-31 | / | 5-38 |

Note: Game totals are displayed in the format TEAM/OPPONENT for each category

GAMES

10-11

PENN STATE vs. Michigan



PENN STATE HOCKEY

SEASON/CAREER STATISTICS

2021-22 Penn State Men's Hockey
Penn State Individual Season/Career Statistics (as of Nov 08, 2021)
All games

CAREER

SEASON

| # | Player | gp | g | a | pts | sh | sh% | +/- | pen-min | pp | sh | fg | gw | gt | ot | ht | ua | gp-gs | minutes | ga | gaavg | saves | pct | w | l | t | sho | pp | sh | en | | | | | |
|----|--------------------|----|----|----|-----|-----|------|-----|---------|----|----|----|----|----|----|----|----|-------|---------|------|-------|-------|------|------|-------|----|-----|----|----|----|---|---|---|---|---|
| 21 | Wall, Kevin | 9 | 7 | 2 | 9 | 38 | .184 | -1 | 2-15 | 1 | 0 | 2 | 1 | 0 | 0 | 1 | 0 | 57 | 17 | 18 | 35 | 202 | .084 | +1 | 8-27 | 1 | 0 | 3 | 2 | 0 | 0 | 1 | 2 | | |
| 29 | MacEachern, Connor | 9 | 6 | 3 | 9 | 25 | .240 | +5 | 2-4 | 2 | 1 | 1 | 1 | 0 | 0 | 0 | 1 | 64 | 11 | 20 | 31 | 111 | .099 | -4 | 14-28 | 3 | 1 | 2 | 2 | 0 | 1 | 0 | 2 | | |
| 18 | Phillips, Clayton | 7 | 3 | 4 | 7 | 15 | .200 | +4 | 3-6 | 1 | 0 | 0 | 0 | 0 | 0 | 0 | 1 | 54 | 8 | 15 | 23 | 120 | .067 | -5 | 20-51 | 2 | 0 | 0 | 1 | 0 | 0 | 0 | 1 | | |
| 5 | Berger, Christian | 9 | 2 | 4 | 6 | 23 | .087 | +2 | 1-2 | 1 | 0 | 1 | 0 | 0 | 0 | 0 | 0 | 31 | 2 | 5 | 7 | 45 | .044 | -8 | 6-23 | 1 | 0 | 1 | 0 | 0 | 0 | 0 | 0 | | |
| 13 | Dzheniyev, Danny | 9 | 2 | 4 | 6 | 24 | .083 | +2 | 0-0 | 0 | 0 | 1 | 0 | 0 | 0 | 0 | 0 | 9 | 2 | 4 | 6 | 24 | .083 | +2 | 0-0 | 0 | 0 | 1 | 0 | 0 | 0 | 0 | 0 | 0 | |
| 14 | Copeland, Ben | 7 | 1 | 5 | 6 | 15 | .067 | -3 | 1-2 | 1 | 0 | 0 | 0 | 0 | 0 | 0 | 0 | 7 | 1 | 5 | 6 | 15 | .067 | -3 | 1-2 | 1 | 0 | 0 | 0 | 0 | 0 | 0 | 0 | 0 | 0 |
| 6 | Dowd, Jr., Jimmy | 9 | 0 | 5 | 5 | 11 | .000 | +2 | 4-8 | 0 | 0 | 0 | 0 | 0 | 0 | 0 | 0 | 9 | 0 | 5 | 5 | 11 | .000 | +2 | 4-8 | 0 | 0 | 0 | 0 | 0 | 0 | 0 | 0 | 0 | 0 |
| 11 | Kiwan, Ryan | 9 | 2 | 2 | 4 | 34 | .059 | -1 | 2-4 | 1 | 0 | 1 | 1 | 0 | 0 | 0 | 1 | 9 | 2 | 2 | 4 | 34 | .059 | -1 | 2-4 | 1 | 0 | 1 | 0 | 0 | 0 | 0 | 0 | 1 | |
| 17 | McLane, Chase | 9 | 1 | 3 | 4 | 15 | .067 | +2 | 1-2 | 0 | 0 | 0 | 1 | 0 | 0 | 0 | 0 | 28 | 4 | 5 | 9 | 48 | .083 | -6 | 3-6 | 1 | 0 | 0 | 1 | 0 | 0 | 0 | 0 | 0 | 0 |
| 10 | Sarlo, Christian | 9 | 2 | 1 | 3 | 13 | .154 | +3 | 5-10 | 0 | 0 | 0 | 2 | 0 | 0 | 0 | 0 | 30 | 7 | 7 | 14 | 61 | .115 | +2 | 6-12 | 0 | 0 | 2 | 2 | 0 | 0 | 0 | 0 | 0 | 0 |
| 19 | McMenamin, Connor | 9 | 1 | 2 | 3 | 20 | .050 | +1 | 5-21 | 0 | 0 | 0 | 0 | 0 | 0 | 0 | 0 | 63 | 11 | 19 | 30 | 129 | .085 | +5 | 8-27 | 1 | 0 | 1 | 5 | 0 | 2 | 0 | 1 | 1 | |
| 12 | Schoen, Ben | 9 | 1 | 2 | 3 | 12 | .083 | +4 | 6-12 | 0 | 0 | 0 | 0 | 0 | 0 | 0 | 0 | 9 | 1 | 2 | 3 | 12 | .083 | +4 | 6-12 | 0 | 0 | 0 | 0 | 0 | 0 | 0 | 0 | 0 | 0 |
| 3 | DeNaples, Paul | 9 | 0 | 3 | 3 | 13 | .000 | +6 | 4-8 | 0 | 0 | 0 | 0 | 0 | 0 | 0 | 0 | 104 | 5 | 24 | 29 | 129 | .039 | +44 | 13-26 | 0 | 0 | 0 | 0 | 0 | 0 | 0 | 0 | 0 | 0 |
| 7 | Dyck, Carson | 9 | 0 | 3 | 3 | 8 | .000 | 0 | 2-4 | 0 | 0 | 0 | 0 | 0 | 0 | 0 | 0 | 9 | 0 | 3 | 3 | 8 | .000 | 0 | 2-4 | 0 | 0 | 0 | 0 | 0 | 0 | 0 | 0 | 0 | 0 |
| 4 | Mack, Simon | 9 | 0 | 3 | 3 | 14 | .000 | -1 | 2-4 | 0 | 0 | 0 | 0 | 0 | 0 | 0 | 0 | 9 | 0 | 3 | 3 | 14 | .000 | -1 | 2-4 | 0 | 0 | 0 | 0 | 0 | 0 | 0 | 0 | 0 | 0 |
| 28 | Gratton, Tyler | 9 | 2 | 0 | 2 | 17 | .118 | 0 | 3-6 | 1 | 0 | 1 | 0 | 0 | 0 | 0 | 0 | 57 | 6 | 3 | 9 | 93 | .065 | -13 | 19-38 | 1 | 0 | 3 | 1 | 0 | 0 | 0 | 0 | 1 | |
| 23 | Paquette, Tyler | 8 | 2 | 0 | 2 | 13 | .154 | 0 | 1-2 | 0 | 1 | 1 | 0 | 0 | 0 | 0 | 0 | 14 | 2 | 1 | 3 | 24 | .083 | -3 | 1-2 | 0 | 1 | 1 | 0 | 0 | 0 | 0 | 0 | 0 | 0 |
| 9 | Lamppa, Xander | 5 | 1 | 1 | 2 | 7 | .143 | -3 | 0-0 | 0 | 0 | 0 | 0 | 0 | 0 | 0 | 0 | 18 | 2 | 2 | 4 | 27 | .074 | -7 | 5-10 | 0 | 0 | 0 | 0 | 0 | 0 | 0 | 0 | 0 | 0 |
| 35 | Autio, Oskar | 6 | 0 | 1 | 1 | 0 | .000 | 0 | 0-0 | 0 | 0 | 0 | 0 | 0 | 0 | 0 | 0 | 32 | 0 | 1 | 1 | 0 | .000 | 0 | 0-0 | 0 | 0 | 0 | 0 | 0 | 0 | 0 | 0 | 0 | 0 |
| 15 | Johnson, Kenny | 9 | 0 | 0 | 0 | 6 | .000 | 0 | 3-6 | 0 | 0 | 0 | 0 | 0 | 0 | 0 | 0 | 16 | 0 | 0 | 0 | 9 | .000 | -4 | 5-10 | 0 | 0 | 0 | 0 | 0 | 0 | 0 | 0 | 0 | 0 |
| 24 | Pilewicz, Adam | 9 | 0 | 0 | 0 | 7 | .000 | -1 | 0-0 | 0 | 0 | 0 | 0 | 0 | 0 | 0 | 0 | 40 | 2 | 2 | 4 | 46 | .043 | +2 | 2-4 | 0 | 0 | 0 | 0 | 0 | 0 | 0 | 0 | 0 | 0 |
| | Total | 9 | 33 | 48 | 81 | 330 | .100 | +21 | 48-118 | 8 | 2 | 8 | 6 | 0 | 0 | 1 | 3 | 40 | 2 | 2 | 4 | 46 | .043 | +2 | 2-4 | 0 | 0 | 0 | 0 | 0 | 0 | 0 | 0 | 0 | |
| | Opponents | 9 | 24 | 39 | 63 | 258 | .093 | - | 42-117 | 5 | 2 | 1 | 3 | 0 | 0 | 0 | 3 | 32 | 29 | 1810 | 23 | 84 | 2.78 | .903 | 15 | 14 | 1 | 4 | 16 | 0 | 0 | 0 | | | |

| # | Goalie | gp-gs | minutes | ga | gaavg | saves | pct | w | l | t | sho | pp | sh | en |
|----|----------------|-------|---------|----|-------|-------|------|---|---|---|-----|----|----|----|
| 35 | Autio, Oskar | 6-6 | 358:48 | 13 | 2.17 | 143 | .917 | 4 | 2 | 0 | 1 | 4 | 0 | 0 |
| 31 | Souliere, Liam | 3-3 | 179:47 | 9 | 3.00 | 91 | .910 | 2 | 1 | 0 | 0 | 1 | 1 | 0 |
| | Total | 9-0 | 540:00 | 24 | 2.67 | 234 | .907 | 6 | 3 | 0 | 1 | 5 | 2 | 2 |
| | Opponents | 9-0 | 560:00 | 33 | 3.54 | 297 | .900 | 3 | 6 | 0 | 0 | 8 | 2 | 3 |





2021-22 BOX SCORES

PENN STATE 3 1 LIU

PENN STATE 5 2 LIU

GAMES 10-11

Hockey Game Box Score (Final)

Long Island University vs Penn State (Oct 03, 2021 at University Park, Pa.)

Long Island University (0-1-0) vs. Penn State (1-0-0)
 Date: Oct 03, 2021 • Location: University Park, Pa. • Arena: Pegula Ice Arena
 Attendance: 5795 • Start time: 03:07 PM • End time: 05:27 PM • Total time: 02:20

| Prd | Time | Team | Scored by | Assists | Vis. on ice | Home on ice | Goals by Period |
|------|-----------|------|------------------------|--------------------|---------------|---------------|-----------------|
| Team | 1 | 2 | 3 | Tot | | | |
| 1 | 1st 15:39 | PSU | PP Kirwan, Ryan/1 | Dzhaniyev, Danni/1 | 27,44,3,17 | 11,13,17,28,4 | 1 |
| 2 | 1st 18:57 | PSU | EV McLane, Chase/1 | Mack, Simon/1 | 7,17,28,21,23 | 17,11,13,18,3 | 1 |
| 3 | 3rd 13:43 | LIU | EV Welsh, Nolan/1 | Dzhaniyev, Danni/2 | 17,7,27,4,12 | 5,7,23,28,6 | 1 |
| 4 | 3rd 19:00 | PSU | EV McMenamin, Connor/1 | Auto, Oskar/1 | 7,17,28,4,21 | 18,23,18,17 | 1 |

| TEAM SUMMARY | | | | | | | | | | | | | | | |
|--------------|------------------------|---|---|----|----|-----|----|--------|-------------------|---|----|----|----|-----|----|
| # | Long Island University | G | A | PI | Sh | +/- | BI | # | Penn State | G | A | PI | Sh | +/- | BI |
| 2 | McElaney, Nola | 0 | 0 | 0 | 1 | 0 | 2 | 3 | DeNaples, Paul | 0 | 0 | 2 | 1 | +2 | 2 |
| 3 | Musser, Carson | 0 | 0 | 0 | 3 | 0 | 5 | 4 | Mack, Simon | 0 | 1 | 0 | 1 | 0 | 0 |
| 4 | Cox, Spencer | 0 | 0 | 0 | 1 | 0 | 4 | 5 | Berger, Christian | 0 | 0 | 0 | 3 | -1 | 2 |
| 5 | Timmons, Jordan | 0 | 0 | 0 | 0 | 2 | 2 | 6 | Dowd, Jr., Jimm | 0 | 0 | 0 | 1 | -1 | 0 |
| 7 | Di Cicco, Jordan | 0 | 0 | 0 | 1 | 1 | 3 | 7 | Dyck, Carson | 0 | 0 | 0 | 0 | -1 | 1 |
| 8 | Fox, Isaiah | 0 | 0 | 0 | 4 | 0 | 1 | 9 | Lampsa, Xander | 0 | 0 | 0 | 2 | 0 | 0 |
| 9 | Bross, Zack | 0 | 0 | 0 | 3 | 0 | 2 | 10 | Sarlo, Christian | 0 | 0 | 0 | 0 | 0 | 0 |
| 10 | Schachle, Tanner | 0 | 0 | 2 | 0 | 0 | 1 | 11 | Kirwan, Ryan | 1 | 1 | 1 | 7 | +1 | 0 |
| 11 | Ballinson, Max | 0 | 0 | 0 | 0 | 0 | 1 | 12 | Schoen, Ben | 0 | 0 | 0 | 2 | 0 | 0 |
| 12 | Nazzarett, Zach | 0 | 0 | 0 | 0 | 0 | 1 | 13 | Dzhaniyev, Dani | 2 | 2 | 0 | 2 | +1 | 0 |
| 17 | Welsh, Nolan | 1 | 0 | 0 | 1 | 1 | 1 | 15 | Phillips, Clayton | 0 | 0 | 0 | 2 | +2 | 0 |
| 20 | Mhler, Gustav | 0 | 0 | 0 | 0 | 0 | 0 | 16 | McMenamin, Con | 1 | 0 | 0 | 1 | +1 | 1 |
| 21 | Welsh, Tyler | 0 | 2 | 1 | 2 | 0 | 0 | 17 | Wall, Kevin | 0 | 25 | 1 | 0 | 0 | 0 |
| 23 | Martini, Ethan | 0 | 0 | 1 | 1 | 0 | 0 | 18 | Paquette, Tyler | 0 | 2 | 3 | -1 | 0 | 0 |
| 25 | Brodzicki, Presto | 0 | 0 | 0 | 0 | 0 | 0 | 19 | Plewicz, Adam | 0 | 0 | 0 | 0 | 0 | 0 |
| 26 | Du Bois, Daine | 0 | 0 | 0 | 1 | 0 | 0 | 20 | MacEachern, Co | 0 | 0 | 0 | 4 | +1 | 0 |
| 27 | Jerry, Billy | 0 | 0 | 2 | 1 | 3 | 2 | 24 | Auto, Oskar | 1 | 0 | 0 | 0 | 0 | 0 |
| 28 | Marrocco, PJ | 0 | 0 | 0 | 4 | 2 | 1 | 28 | Dorr, Doug | 0 | 0 | 0 | 0 | 0 | 0 |
| 44 | Stevens, Jake | 0 | 0 | 0 | 0 | 0 | 2 | 29 | MacEachern, Co | 0 | 0 | 0 | 2 | 0 | 0 |
| 29 | Purpura, Winnie | 0 | 0 | 0 | 0 | 0 | 2 | 30 | Dorr, Doug | 0 | 0 | 0 | 0 | 0 | 0 |
| Totals | | 1 | 0 | 10 | 24 | -5 | 31 | Totals | | 3 | 5 | 31 | 34 | +5 | 8 |

GOALTENDERS

| # | Long Island University | Dec | Min | GA | 1 | 2 | 3 | Saves | # | Penn State | Dec | Min | GA | 1 | 2 | 3 | Saves |
|---|------------------------|-----|-------|----|---|----|----|-------|----|-------------|-----|-------|----|---|---|----|-------|
| 1 | Carlson, Kris | L | 60:00 | 3 | 7 | 11 | 13 | 31 | 35 | Auto, Oskar | W | 60:00 | 1 | 6 | 6 | 11 | 23 |

PENALTY SUMMARY

| Prd | Player | Team | Min/Offense | Time | Prd | Player | Team | Min/Offense | Time |
|-----|------------------|------|-----------------------|----------|-----|-------------------|------|--------------------|----------|
| 1st | Martini, Ethan | LIU | 2.High Sticking | 15:33 PP | 2nd | Wall, Kevin | PSU | 20.Game Misconduct | 17:03 |
| 1st | Schachle, Tanner | LIU | 2.Interference | 15:46 PP | 3rd | Phillips, Clayton | PSU | 2.Shooting | 09:20 PP |
| 2nd | DeNaples, Paul | PSU | 2.Cross-Checking | 04:48 PP | 3rd | Martini, Ethan | LIU | 2.Roughing | 19:35 PP |
| 2nd | Welsh, Tyler | LIU | 2.Interference | 17:03 PP | 3rd | Martini, Ethan | LIU | 2.Roughing | 19:35 PP |
| 2nd | Wall, Kevin | PSU | 5.Contact To The Head | 17:03 PP | 3rd | Paquette, Tyler | PSU | 2.Roughing | 19:35 PP |

Win-Auto, Oskar (1-0-0). Loss-Carlson, Kris (0-1-0).

Referee's signature

Hockey Game Box Score (Final)

Long Island University vs Penn State (Oct 04, 2021 at University Park, Pen)

Long Island University (0-2-0) vs. Penn State (2-0-0)
 Date: Oct 04, 2021 • Location: University Park, Pen • Arena: Pegula Ice Arena
 Attendance: 5592 • Start time: 07:07 PM • End time: 09:22 PM • Total time: 02:15

| Prd | Time | Team | Scored by | Assists | Vis. on ice | Home on ice | Goals by Period |
|------|-----------|------|------------------------|--------------------|---------------|--------------|-----------------|
| Team | 1 | 2 | 3 | Tot | | | |
| 1 | 1st 09:24 | PSU | PP Berger, Christian/1 | Lampsa, Xander/1 | 4,44,25,8 | 5,9,12,6,10 | 1 |
| 2 | 1st 11:45 | PSU | EV Lampsa, Xander/1 | Dowd, Jr., Jimm/1 | 17,44,9,7,25 | 9,10,3,18,12 | 1 |
| 3 | 1st 14:40 | LIU | PP Di Cicco, Jordan/1 | Fox, Isaiah/1 | 7,20,28,8,11 | 19,21,15,3 | 1 |
| 4 | 2nd 00:56 | PSU | EV Sarlo, Christian/1 | Muller, Gustav/1 | 26,3,7,17,8 | 10,7,6,23,3 | 1 |
| 5 | 2nd 17:10 | PSU | EV Dzhaniyev, Danni/1 | McLane, Chase/1 | 42,9,16,23,11 | 13,17,13,8 | 1 |
| 6 | 3rd 05:42 | PSU | EV Phillips, Clayton/1 | Wall, Kevin/1 | 23,20,28,7,17 | 18,23,21,19 | 1 |
| 7 | 3rd 10:34 | LIU | EV Balinsov, Max/1 | Westhaver, Marty/1 | 11,28,25,15,3 | 18,17,13,13 | 1 |

| TEAM SUMMARY | | | | | | | | | | | | | | | |
|--------------|------------------------|---|---|----|----|-----|----|--------|-------------------|---|----|----|----|-----|----|
| # | Long Island University | G | A | PI | Sh | +/- | BI | # | Penn State | G | A | PI | Sh | +/- | BI |
| 3 | Musser, Carson | 0 | 1 | 0 | 1 | 0 | 5 | 3 | DeNaples, Paul | 0 | 1 | 2 | 1 | +3 | 1 |
| 4 | Cox, Spencer | 0 | 0 | 0 | 1 | 0 | 4 | 2 | Mack, Simon | 0 | 0 | 0 | 1 | 0 | 0 |
| 5 | Timmons, Jordan | 0 | 0 | 2 | 2 | 0 | 2 | 5 | Berger, Christian | 1 | 0 | 0 | 4 | +1 | 0 |
| 6 | Dowd, Jr., Jimm | 0 | 0 | 1 | 1 | 0 | 1 | 6 | Dowd, Jr., Jimm | 0 | 0 | 1 | 0 | 4 | +1 |
| 7 | Di Cicco, Jordan | 0 | 0 | 1 | 1 | 0 | 1 | 7 | Dyck, Carson | 0 | 0 | 0 | 0 | +1 | 1 |
| 9 | Bross, Zack | 0 | 0 | 2 | 1 | -2 | 1 | 9 | Lampsa, Xander | 1 | 1 | 0 | 3 | +1 | 0 |
| 10 | Schachle, Tanner | 0 | 0 | 15 | 0 | 0 | 0 | 10 | Sarlo, Christian | 1 | 1 | 4 | 1 | +2 | 0 |
| 11 | Ballinson, Max | 1 | 0 | 0 | 2 | 0 | 2 | 11 | Kirwan, Ryan | 0 | 0 | 0 | 2 | 0 | 0 |
| 13 | Ekberg, Carter | 0 | 0 | 0 | 1 | +1 | 1 | 12 | Schoen, Ben | 0 | 0 | 2 | 2 | +1 | 0 |
| 16 | Westhaver, Mart | 0 | 1 | 0 | 0 | -1 | 0 | 13 | Dzhaniyev, Danni | 1 | 0 | 0 | 3 | 0 | 0 |
| 17 | Welsh, Nolan | 0 | 0 | 0 | 1 | -3 | 1 | 15 | Phillips, Clayton | 0 | 0 | 2 | 1 | 0 | 1 |
| 20 | Muller, Gustav | 0 | 0 | 0 | 0 | -1 | 0 | 17 | McLane, Chase | 0 | 1 | 0 | 4 | +1 | 1 |
| 23 | Martini, Ethan | 0 | 0 | 2 | 2 | -2 | 2 | 18 | Phillips, Clayton | 1 | 0 | 2 | 3 | +2 | 0 |
| 25 | Brodzicki, Presto | 0 | 0 | 0 | 2 | 0 | 2 | 19 | McMenamin, Con | 0 | 0 | 0 | 3 | +1 | 1 |
| 26 | Du Bois, Daine | 0 | 0 | 0 | 0 | -1 | 0 | 21 | Wall, Kevin | 0 | 1 | 0 | 5 | +1 | 1 |
| 27 | Jerry, Billy | 0 | 0 | 0 | 1 | 0 | 1 | 23 | Paquette, Tyler | 0 | 0 | 2 | 0 | 0 | 0 |
| 28 | Marrocco, Just | 0 | 0 | 2 | 2 | 0 | 1 | 24 | Plewicz, Adam | 0 | 0 | 0 | 2 | 0 | 2 |
| 42 | Thompson, Just | 0 | 0 | 15 | 0 | -1 | 0 | 29 | MacEachern, Co | 0 | 1 | 0 | 2 | +1 | 1 |
| 35 | Perrone, Brand | 0 | 0 | 0 | 1 | -1 | 3 | 30 | Dorr, Doug | 0 | 0 | 0 | 0 | 0 | 0 |
| Totals | | 2 | 4 | 36 | 19 | -15 | 26 | Totals | | 7 | 12 | 46 | 41 | +10 | 0 |

GOALTENDERS

| # | Long Island University | Dec | Min | GA | 1 | 2 | 3 | Saves | # | Penn State | Dec | Min | GA | 1 | 2 | 3 | Saves |
|----|------------------------|-----|-------|----|---|---|----|-------|----|-------------|-----|-------|----|---|---|---|-------|
| 1 | Carlson, Kris | L | 20:00 | 4 | 1 | 9 | 0 | 21 | 35 | Auto, Oskar | W | 60:00 | 2 | 5 | 4 | 8 | 17 |
| 29 | Purpura, Winnie | | 40:00 | 1 | 0 | 0 | 20 | 20 | | | | | | | | | |

PENALTY SUMMARY

| Prd | Player | Team | Min/Offense | Time | Prd | Player | Team | Min/Offense | Time |
|-----|-------------------|------|-----------------------|----------|-----|------------------|------|-------------------------|----------|
| 1st | Schachle, Tanner | LIU | 5.Contact To The Head | 05:16 | 1st | Timmons, Jordan | LIU | 2.Shooting | 15:43 PP |
| 1st | Schachle, Tanner | LIU | 10.Game Misconduct | 05:16 | 3rd | DeNaples, Paul | PSU | 2.Roughing | 19:25 |
| 1st | Phillips, Clayton | PSU | 2.Cross-Checking | 12:48 PP | 3rd | Thompson, Justin | LIU | 2.Roughing | 19:25 |
| 1st | Sarlo, Christian | PSU | 2.High Sticking | 13:50 PP | 3rd | Thompson, Justin | LIU | 5.Grasping The Facemask | 19:25 PP |
| 1st | Sarlo, Christian | PSU | 2.Interference | 18:46 PP | 3rd | Thompson, Justin | LIU | 10.Game Misconduct | 19:25 |
| 2nd | Schoen, Ben | PSU | 2.Tripping | 08:11 PP | 3rd | Bross, Zack | LIU | 2.Roughing | 19:25 |
| 2nd | Marrocco, PJ | LIU | 2.Elbowing | 12:36 PP | | | | | |

Win-Auto, Oskar (2-0-0). Loss-Carlson, Kris (0-2-0).

Referee's signature

PENN STATE 1 4 CANISIUS

PENN STATE 5 2 CANISIUS

Hockey Game Box Score (Final)

Canisius vs Penn State (Oct 08, 2021 at University Park, Pen)

Canisius (1-0-0) vs. Penn State (3-1-0)
 Date: Oct 08, 2021 • Location: University Park, Pen • Arena: Pegula Ice Arena
 Attendance: 5996 • Start time: 07:07 PM • End time: 09:16 PM • Total time: 02:09

| Prd | Time | Team | Scored by | Assists | Vis. on ice | Home on ice | Goals by Period |
|------|-----------|------|-------------------------|--------------------|---------------|-----------------|-----------------|
| Team | 1 | 2 | 3 | Tot | | | |
| 1 | 2nd 02:50 | CAN | EV Pogue, J.D./1 | Haar, Cooper/1 | 17,23,5,33,37 | 13,11,17,3,15 | 1 |
| 2 | 2nd 04:25 | PSU | EV Wall, Kevin/1 | Ambrosio, Alex/1 | 89,37,20,58 | 21,13,10,4,24 | 1 |
| 3 | 3rd 09:02 | CAN | EV Mastrodonato, Keaton | Martan, Mitchell/1 | 8,61,28,33,37 | 9,7,4,24,28 | 1 |
| 4 | 3rd 13:58 | CAN | EV Lapid, Lee/1 | Pogue, J.D./1 | 28,81,9,5,15 | 14,19,21,4,3 | 1 |
| 5 | 3rd 16:51 | CAN | EN Pogue, J.D./2 | Martan, Mitchell/2 | 9,71,53,37 | 12,9,11,10,8,21 | 1 |

| TEAM SUMMARY | | | | | | | | | | | | | | | |
|--------------|------------------|---|---|----|----|-----|----|---|-------------------|---|---|----|----|-----|----|
| # | Canisius | G | A | PI | Sh | +/- | BI | # | Penn State | G | A | PI | Sh | +/- | BI |
| 5 | Melagrani, David | 0 | 0 | 0 | 1 | 2 | 4 | 3 | DeNaples, Paul | 0 | 0 | 0 | 3 | -2 | 4 |
| 8 | Mastrodonato, K | 1 | 0 | 0 | 4 | +1 | 1 | 4 | Mack, Simon | 0 | 1 | 2 | 1 | -1 | 0 |
| 9 | Pogue, J.D. | 2 | 1 | 0 | 4 | +3 | 0 | 5 | Berger, Christian | 0 | 0 | 0 | 1 | 0 | 3 |
| 14 | DiGrande, Daniel | 0 | 0 | 2 | 2 | 0 | 0 | 6 | Dowd, Jr., Jimm | 0 | 4 | 1 | -1 | -2 | 1 |
| 15 | Matthews, Alex | 0 | 0 | 0 | 0 | 1 | 1 | 7 | Dyck, Carson | 0 | 2 | 2 | -1 | 1 | 1 |
| 20 | Hernandez, Ran | 0 | 0 | 0 | 1 | 0 | 0 | 9 | Lampsa, Xander | | | | | | |



PENN STATE HOCKEY

2021-22 PENN STATE HOCKEY

2021-22 BOX SCORES

PENN STATE 4 0 NIAGARA

Hockey Game Box Score (Final) Niagara vs Penn State (Oct 21, 2021 at University Park, Pen)

Niagara (0-3-0) vs. Penn State (4-1-0)
Date: Oct 21, 2021 • Location: University Park, Pen • Arena: Pegula Ice Arena
Attendance: 5547 • Start time: 07:07 PM • End time: 09:12 PM • Total time: 02:05

| Prd | Time | Team | Scored by | Assists | Vis. on ice | Home on ice | Goals by Period |
|-----|-------|------|------------------------|---------------------------------------|--------------|--------------|--|
| 1 | 11:32 | PSU | EV Wall, Kevin/2 | Copeland, Ben/1 McMenamin, Connor/ | 12,5,11,2,25 | 21,14,18,9,3 | Team 1 2 3 Tot NIA 0 0 0 0 PSU 1 2 1 4 |
| 2 | 06:08 | PSU | EV Schoen, Ben/1 | MacEachern, Connor/2 | 14,27,11,2,5 | 12,29,6,5,10 | Shots by Period Team 1 2 3 Tot NIA 5 6 12 23 PSU 17 16 5 38 |
| 3 | 17:35 | PSU | EV Berger, Christian/2 | MacEachern, Connor/3 | 17,8,25,5,2 | 5,10,4,12,29 | |
| 4 | 01:17 | PSU | EV Wall, Kevin/3 | Kirwan, Ryan/2 Copeland, Ben/2 | 8,19,4,26,13 | 21,5,17,11,4 | |

TEAM SUMMARY

| # | Niagara | G | A | Pi | Sh +/- | BI | # | Penn State | G | A | Pi | Sh +/- | BI |
|--------|-------------------|---|---|----|--------|-----|----|-------------------|---|---|----|--------|----|
| 2 | Pomeroy, Jesse | 0 | 0 | 0 | -3 | 2 | 3 | DeNaples, Paul | 0 | 0 | 0 | 0 | +1 |
| 4 | Harpur, Chris | 0 | 0 | 0 | -1 | 2 | 4 | Mack, Simon | 0 | 0 | 0 | 0 | +2 |
| 5 | Carlin, Noah | 0 | 0 | 0 | -3 | 1 | 5 | Berger, Christian | 1 | 1 | 0 | 5 | +2 |
| 8 | Sommer, Walker | 0 | 0 | 0 | 5 | -2 | 6 | Dowd, Jr., Jimm | 0 | 0 | 0 | 1 | +1 |
| 9 | Nilsson, Albin | 0 | 0 | 2 | 1 | 0 | 7 | Dyck, Carson | 0 | 0 | 2 | 3 | 0 |
| 10 | Randolkev, Carter | 0 | 0 | 0 | 0 | 0 | 10 | Sario, Christian | 0 | 0 | 0 | 0 | +2 |
| 11 | Gauthier, Olivier | 0 | 0 | 2 | -2 | 1 | 11 | Kirwan, Ryan | 0 | 1 | 4 | 2 | +1 |
| 12 | Pineo, Jason | 0 | 0 | 4 | -1 | 0 | 12 | Schoen, Ben | 1 | 0 | 0 | 1 | +2 |
| 13 | Herrmann, Zac | 0 | 0 | 1 | -1 | 0 | 13 | Dzhaniev, Dann | 0 | 0 | 0 | 4 | 0 |
| 14 | Naumovski, Rya | 0 | 0 | 1 | -1 | 1 | 14 | Copeland, Ben | 0 | 2 | 0 | 2 | +1 |
| 17 | Edgerton, Luke | 0 | 0 | 0 | -1 | 1 | 15 | Johnson, Kenny | 0 | 0 | 0 | 0 | +1 |
| 19 | Cox, Ryan | 0 | 0 | 0 | -1 | 1 | 17 | McLane, Chase | 0 | 0 | 2 | 3 | +1 |
| 21 | Ott, Shane | 0 | 0 | 0 | 3 | 0 | 18 | Phillips, Clayton | 0 | 0 | 0 | 4 | +1 |
| 22 | Faulkner, Mike | 0 | 0 | 0 | 1 | 0 | 19 | McMenamin, Con | 0 | 1 | 0 | 2 | +1 |
| 23 | Rodne, Lars | 0 | 0 | 0 | 0 | 1 | 21 | Wall, Kevin | 2 | 0 | 0 | 3 | +2 |
| 25 | Hill, Jon | 0 | 0 | 0 | -2 | 0 | 23 | Paquette, Tyler | 0 | 0 | 0 | 1 | 0 |
| 26 | Stanley, Brando | 0 | 0 | 2 | -1 | 3 | 24 | Pilewicz, Adam | 0 | 0 | 0 | 2 | 0 |
| 27 | DeBoer, Jack | 0 | 0 | 2 | 1 | 1 | 28 | Gratton, Tyler | 0 | 0 | 0 | 1 | 0 |
| 28 | Zielinski, Jack | 0 | 0 | 0 | 0 | 2 | 29 | MacEachern, Co | 0 | 2 | 0 | 4 | +2 |
| 30 | Sibell, Jake | 0 | 0 | 0 | 0 | 0 | 30 | Dorr, Doug | 0 | 0 | 0 | 0 | 0 |
| 35 | Corson, Michael | 0 | 0 | 0 | 0 | 0 | 31 | Souliere, Liam | 0 | 0 | 0 | 0 | 0 |
| Totals | | 0 | 0 | 4 | 23 | -20 | 22 | | 4 | 7 | 10 | 38 | +2 |

GOALTENDERS

| # | Niagara | Dec | Min | GA | 1 | 2 | 3 | Saves | # | Penn State | Dec | Min | GA | 1 | 2 | 3 | Saves |
|----|--------------|-----|-------|----|----|----|---|-------|----|-------------|-----|-------|----|---|---|----|-------|
| 31 | Veltri, Chad | L | 59:46 | 4 | 16 | 14 | 4 | 34 | 35 | Auto, Oskar | W | 60:00 | 0 | 5 | 6 | 12 | 23 |
| | EMPTY NET | | 0:14 | 0 | 0 | 0 | 0 | 0 | | | | | | | | | |

PENALTY SUMMARY

| Prd | Player | Team | Min/Offense | Time | Prd | Player | Team | Min/Offense | Time |
|-----|------------------|------|---------------------|-------|-----|---------------|------|-------------|-------|
| 1st | DeBoer, Jack | NIA | 2.Slashing | 06:13 | 3rd | Kirwan, Ryan | PSU | 2.Boarding | 09:28 |
| 1st | Sario, Christian | PSU | 2.Holding The Stick | 08:55 | 3rd | Dyck, Carson | PSU | 2.Hooking | 13:09 |
| 2nd | Nilsson, Albin | NIA | 2.Boarding | 08:14 | 3rd | McLane, Chase | PSU | 2.Roughing | 19:36 |
| 2nd | Kirwan, Ryan | PSU | 2.Delay Of Game | 11:08 | | | | | |

Win-Auto, Oskar (3-1-0). Loss-Veltri, Chad (0-2-0).

Referee's signature

PENN STATE 6 2 NIAGARA

Hockey Game Box Score (Final) Niagara vs Penn State (Oct 22, 2021 at University Park, Pen)

Niagara (0-4-0) vs. Penn State (5-1-0)
Date: Oct 22, 2021 • Location: University Park, Pen • Arena: Pegula Ice Arena
Attendance: 5597 • Start time: 07:07 PM • End time: 09:21 PM • Total time: 02:14

| Prd | Time | Team | Scored by | Assists | Vis. on ice | Home on ice | Goals by Period |
|-----|-------|------|----------------------|--|---------------|----------------|---|
| 1 | 11:02 | PSU | SH Paquette, Tyler/1 | Dyck, Carson/2 Phillips, Clayton/1 Copeland, Ben/3 | 27,0,0,0 | 23,7,16,13 | Team 1 2 3 Tot NIA 1 0 1 2 PSU 2 1 3 6 |
| 2 | 14:39 | PSU | PP Wall, Kevin/4 | Phillips, Clayton/2 Phillips, Clayto/2 | 19,25,22,28 | 21,14,18,28,29 | Shots by Period Team 1 2 3 Tot NIA 16 13 6 35 PSU 7 16 17 40 |
| 3 | 18:06 | NIA | EV Nilsson, Albin/1 | EV Nilsson, Albin/1 | 9,20,28,12,2 | 4,5,10,12,29 | |
| 4 | 04:58 | PSU | EV Kirwan, Ryan/2 | Phillips, Clayton/2 | 4,11,18,17,13 | 14,13,15,17 | |
| 5 | 07:17 | NIA | EV Sommer, Walker/1 | Herrmann, Zac/1 | 8,4,14,9,13 | 4,15,7,24,23 | |
| 6 | 13:18 | PSU | EV Wall, Kevin/5 | DeNaples, Paul/3 | 20,27,22,18 | 21,28,14,4,3 | |
| 7 | 17:28 | PSU | EV Wall, Kevin/6 | McMenamin, Con | 8,21,17,22,14 | 23,3,5,7,24 | |
| 8 | 17:56 | PSU | EN Paquette, Tyler/2 | Dyck, Carson/3 Berger, Christian/4 | | | |

TEAM SUMMARY

| # | Niagara | G | A | Pi | Sh +/- | BI | # | Penn State | G | A | Pi | Sh +/- | BI |
|--------|-------------------|---|---|----|--------|-----|----|-------------------|---|----|----|--------|----|
| 2 | Pomeroy, Jesse | 0 | 1 | 0 | 1 | 0 | 3 | DeNaples, Paul | 0 | 1 | 0 | 4 | +2 |
| 3 | Roy, Alex | 0 | 0 | 0 | 0 | 0 | 4 | Mack, Simon | 0 | 0 | 0 | 4 | 0 |
| 4 | Harpur, Chris | 0 | 0 | 0 | 2 | -2 | 5 | Berger, Christian | 0 | 1 | 2 | 2 | 0 |
| 8 | Sommer, Walker | 1 | 0 | 0 | 7 | 0 | 6 | Dowd, Jr., Jimm | 0 | 2 | 0 | 2 | 0 |
| 9 | Nilsson, Albin | 1 | 0 | 0 | 6 | +2 | 7 | Dyck, Carson | 0 | 2 | 0 | 4 | +1 |
| 11 | Gauthier, Olivier | 0 | 0 | 0 | 1 | -1 | 10 | Sario, Christian | 0 | 2 | 2 | 1 | -1 |
| 12 | Pineo, Jason | 0 | 0 | 0 | 0 | 0 | 11 | Kirwan, Ryan | 1 | 0 | 0 | 4 | +1 |
| 13 | Herrmann, Zac | 0 | 0 | 0 | 1 | -2 | 12 | Schoen, Ben | 0 | 0 | 0 | 1 | -1 |
| 14 | Naumovski, Rya | 0 | 0 | 1 | +1 | 1 | 13 | Dzhaniev, Dann | 0 | 0 | 2 | 4 | 0 |
| 17 | Edgerton, Luke | 0 | 0 | 2 | -2 | 0 | 14 | Copeland, Ben | 0 | 2 | 0 | 2 | +1 |
| 19 | Cox, Ryan | 0 | 0 | 0 | 1 | -2 | 15 | Johnson, Kenny | 0 | 2 | 1 | 4 | +1 |
| 20 | Gorscak, Christa | 0 | 0 | 2 | -1 | 2 | 17 | McLane, Chase | 0 | 0 | 2 | 4 | 0 |
| 21 | Ott, Shane | 0 | 0 | 0 | 3 | -2 | 18 | Phillips, Clayton | 0 | 2 | 0 | 2 | +1 |
| 22 | Faulkner, Mike | 0 | 0 | 0 | 2 | -1 | 19 | McMenamin, Con | 0 | 15 | 0 | 0 | 0 |
| 23 | Rodne, Lars | 0 | 0 | 0 | 0 | 1 | 21 | Wall, Kevin | 3 | 0 | 0 | 7 | +1 |
| 25 | Hill, Jon | 0 | 0 | 0 | 15 | 0 | 23 | Paquette, Tyler | 2 | 0 | 0 | 3 | +1 |
| 26 | Stanley, Brando | 0 | 0 | 3 | 0 | 2 | 24 | Pilewicz, Adam | 0 | 0 | 0 | 0 | 0 |
| 27 | DeBoer, Jack | 0 | 0 | 1 | 2 | 0 | 27 | DeBoer, Jack | 0 | 4 | 1 | 0 | 0 |
| 28 | Zielinski, Jack | 0 | 0 | 4 | 0 | 0 | 29 | MacEachern, Co | 0 | 0 | 1 | -1 | 0 |
| 31 | Veltri, Chad | 0 | 0 | 0 | 0 | 0 | 30 | Dorr, Doug | 0 | 0 | 0 | 0 | 0 |
| 35 | Corson, Michael | 0 | 0 | 0 | 0 | 0 | 35 | Auto, Oskar | 0 | 6 | 7 | 27 | 49 |
| Totals | | 2 | 2 | 23 | 35 | -11 | 13 | | 6 | 27 | 20 | 113 | 33 |

GOALTENDERS

| # | Niagara | Dec | Min | GA | 1 | 2 | 3 | Saves | # | Penn State | Dec | Min | GA | 1 | 2 | 3 | Saves |
|----|--------------|-----|-------|----|----|----|----|-------|----|----------------|-----|-------|----|----|----|---|-------|
| 30 | Sibell, Jake | L | 59:30 | 5 | 15 | 14 | 34 | 34 | 31 | Souliere, Liam | W | 60:00 | 2 | 15 | 13 | 5 | 33 |
| | EMPTY NET | | 0:30 | 1 | 0 | 0 | 0 | 0 | | | | | | | | | |

PENALTY SUMMARY

| Prd | Player | Team | Min/Offense | Time | Prd | Player | Team | Min/Offense | Time |
|-----|-------------------|------|-----------------------|-------|-----|-------------------|------|-------------------------|-------|
| 1st | Dowd, Jr., Jimm | PSU | 2.Cross-Checking | 00:19 | 2nd | Sario, Christian | PSU | 2.Hitting After Whistle | 11:02 |
| 1st | McMenamin, Connor | PSU | 5.Hitting From Behind | 00:19 | 2nd | Berger, Christian | PSU | 2.Roughing | 13:14 |
| 1st | McMenamin, Connor | PSU | 10.Game Misconduct | 08:12 | 2nd | Hill, Jon | NIA | 5.Hitting From Behind | 16:28 |
| 1st | Edgerton, Luke | NIA | 2.Tripping | 12:58 | 2nd | Hill, Jon | NIA | 10.Game Misconduct | 16:28 |
| 1st | Zielinski, Jack | NIA | 2.Interference | 18:18 | 2nd | Gratton, Tyler | PSU | 2.Hooking | 17:06 |
| 2nd | Zielinski, Jack | NIA | 2.Interference | 01:20 | 3rd | Johnson, Kenny | NIA | 2.Hitting From Behind | 02:57 |
| 2nd | Gratton, Tyler | PSU | 4.Linefeeling | 06:38 | 3rd | Herrmann, Zac | NIA | 2.Holding | 17:28 |

Win-Souliere, Liam (2-0-0). Loss-Sibell, Jake (0-2-0).

Referee's signature

PENN STATE 6 4 #6 NORTH DAKOTA

Hockey Game Box Score (Final) Penn State vs North Dakota (Oct 30, 2021 at Nashville, Tennessee)

Penn State (6-1-0) vs. North Dakota (4-3-0)
Date: Oct 30, 2021 • Location: Nashville, Tennessee • Arena: Bridgestone Arena
Attendance: 14659 • Start time: 07:00 PM • End time: 10:00 PM • Total time: 03:00

| Prd | Time | Team | Scored by | Assists | Vis. on ice | Home on ice | Goals by Period |
|-----|-----------|------|-------------------------|-----------------------------------|---------------|------------------|---|
| 1 | 04:02 | PSU | EV Gratton, Tyler/2 | Waller, Denny/4 Wall, Kevin/2 | 28,15,17,24 | 26,27,25,19 | Team 1 2 3 Tot NIA 2 2 1 6 PSU 1 2 1 4 |
| 3 | 18:10 | PP | CAuffield, Judd/3 | Copeland, Ben/4 Gaber, Riese/5 | 15,17,28,3 | 28,21,28,8,17 | Shots by Period Team 1 2 3 Tot PSU 13 4 6 23 UND 6 14 32 |
| 4 | 2nd 05:32 | PP | MacEachern, Connor/3 | Costantini, Matt/3 | 28,10,10,16 | 28,7,25,19 | |
| 5 | 2nd 07:37 | UND | PP Frisch, Ethan/2 | Jamieson, Louis/3 | 3,19,29,15 | 15,12,17,7 | |
| 5 | 2nd 15:47 | PSU | EV Phillips, Clayton/3 | Costantini, Matt/3 | 18,17,13,11 | 29,18,7,25,9 | |
| 2 | 2nd 19:50 | UND | PP MacEachern, Jake/4 | Gaber, Riese/6 | 4,7,23,15 | 8,28,17,21 | |
| 8 | 3rd 19:52 | PSU | EV MacEachern, Connor/4 | Dowd, Jr., Jimm/3 | 29,4,6,12,21 | 21,6,19,19,26 | |
| 9 | 3rd 17:59 | UND | EX Gaber, Riese/3 | Sanderson, Jake/5 | 19,21,18,14 | 17,28,28,18,8,15 | |
| 10 | 3rd 19:56 | PSU | EN Copeland, Ben/1 | Phillips, Clayton/3 | 14,21,19,13,8 | 21,16,8,7,25 | |

TEAM SUMMARY

| # | Penn State | G | A | Pi | Sh +/- | BI | # | North Dakota | G | A | Pi | Sh +/- | BI |
|---|-------------------|---|---|----|--------|----|---|-----------------|---|---|----|--------|----|
| 3 | DeNaples, Paul | 0 | 0 | 0 | 0 | 0 | 2 | Ferner, Brady | 0 | 0 | 0 | 0 | 3 |
| 4 | Mack, Simon | 0 | 1 | 2 | +1 | 0 | 4 | Moore, Cooper | 0 | 0 | 0 | 1 | 0 |
| 5 | Berger, Christian | 0 | 0 | 0 | +1 | 3 | 6 | Johnson, Brent | 0 | 0 | 0 | 0 | 0 |
| 6 | Dowd, Jr., Jimm | 0 | 1 | 0 | +1 | 2 | 7 | Jandrich, Chris | 0 | 0 | 0 | 1 | -2 |
| 7 | Dyck, Carson | 0 | 0 | 0 | 1 | 0 | 8 | Schmaltz, Jake | 0 | 0 | 0 | 3 | +1 |



2021-22 BOX SCORES

GAMES
10-11

#16 PENN STATE 1 4 OHIO STATE

Hockey Game Box Score (Final) Penn State vs Ohio State (Nov 06, 2021 at Columbus, Ohio)

Penn State (6-3-0, 0-2-0) vs. Ohio State (6-2-0, 3-1-0)
Date: Nov 06, 2021 • Location: Columbus, Ohio • Arena: Value City Arena
Attendance: 3941 • Start time: 05:00 PM • End time: 07:19 PM • Total time: 02:19

| Prd | Time | Team | Scored by | Assists | Vis. on ice | Home on ice | Goals by Period |
|--------|-------|------|-------------------------|--------------------|-----------------|----------------|-----------------|
| Team | 1 | 2 | 3 | Tot | | | |
| 1. 1st | 03:48 | PSU | EV MacEachern, Connor/6 | Phillips, Clayto/4 | 29,18,10,3,28 | 9,6,17,28,16 | PSU 1 0 0 1 |
| 2. 3rd | 04:30 | OSU | EV Lohrei, Mason/2 | Cheremeta, Mark/4 | 4,5,17,13,11 | 6,28,17,33,16 | OSU 0 0 4 4 |
| 3. 3rd | 05:11 | OSU | EV Vidoli, Dominic/2 | Wise, Jake/3 | 10,29,21,18,3 | 9,15,10,11,6,1 | |
| 4. 3rd | 13:11 | OSU | EV Dunlap, Joe/1 | Merkulov, Georgi/4 | 21,14,9,3,18 | 21,6,33,17,28 | |
| 5. 3rd | 17:53 | OSU | EN Cheremeta, Mark/3 | Thiesing, Cam/4 | 21,9,14,5,19,18 | 17,6,16,28,33 | |

| Shots by Period | Team | 1 | 2 | 3 | Tot |
|-----------------|------|----|----|----|-----|
| PSU | 10 | 11 | 9 | 30 | |
| OSU | 10 | 6 | 13 | 29 | |

TEAM SUMMARY

| # | Penn State | G | A | Pi | Sh +/- | BI | # | Ohio State | G | A | Pi | Sh +/- | BI |
|--------|-------------------|-----|---|----|--------|----|--------|------------------|---|---|----|--------|----|
| 3 | DeNaples, Paul | 0 | 0 | 0 | 2 | -1 | 3 | McWard, Cole | 0 | 0 | 0 | 0 | 0 |
| 4 | Mack, Simon | 0 | 0 | 0 | 0 | -1 | 6 | Lohrei, Mason | 1 | 1 | 0 | 1 | +2 |
| 5 | Berger, Christian | 0 | 0 | 0 | 1 | -2 | 9 | Vidoli, Dominic | 1 | 0 | 2 | 2 | 0 |
| 6 | Dowd, Jr., Jimm | 0 | 0 | 0 | 1 | 0 | 10 | Merkulov, Georgi | 0 | 1 | 0 | 0 | +1 |
| 7 | Dyck, Carson | 0 | 0 | 0 | 1 | 0 | 11 | Sadlocha, Kamil | 0 | 0 | 0 | 0 | +1 |
| 9 | Lamppa, Xander | 0 | 0 | 0 | 1 | -2 | 13 | Singleton, Tate | 0 | 0 | 2 | 2 | 0 |
| 10 | Sario, Christian | 0 | 0 | 0 | 2 | 0 | 15 | Thiesing, Cam | 0 | 1 | 0 | 2 | +1 |
| 11 | Kirwan, Ryan | 0 | 0 | 0 | 3 | -1 | 16 | Preston, Quinn | 0 | 1 | 0 | 0 | +1 |
| 12 | Schoen, Ben | 0 | 0 | 0 | 2 | 0 | 17 | Cheremeta, Mar | 1 | 1 | 0 | 2 | +2 |
| 13 | Dzhaniyev, Dann | 0 | 0 | 0 | 2 | -1 | 21 | Dunlap, Joe | 1 | 0 | 0 | 3 | +1 |
| 14 | Copeland, Ben | 0 | 0 | 0 | 1 | -2 | 24 | O'Donnell, Ryan | 0 | 0 | 0 | 2 | 0 |
| 15 | Johnson, Kenny | 0 | 0 | 0 | 0 | 1 | 26 | Leslie, Jaedon | 0 | 0 | 0 | 2 | 0 |
| 17 | McLane, Chase | 0 | 0 | 0 | 0 | -1 | 27 | Cooley, Eric | 0 | 0 | 0 | 1 | 0 |
| 18 | Phillips, Clayton | 0 | 1 | 0 | 3 | -2 | 28 | Wise, Jake | 0 | 2 | 0 | 3 | +2 |
| 19 | McMenamin, Con | 0 | 0 | 0 | 4 | -1 | 29 | Westlund, Gusta | 0 | 0 | 0 | 5 | 0 |
| 21 | Wall, Kevin | 0 | 0 | 0 | 2 | -3 | 30 | Snowden, Ryan | 0 | 0 | 0 | 0 | 0 |
| 24 | Pilewicz, Adam | 0 | 0 | 0 | 1 | 0 | 33 | Riedell, Will | 0 | 0 | 0 | 0 | +3 |
| 28 | Gratton, Tyler | 0 | 0 | 0 | 1 | +1 | 34 | Herbst, Reilly | 0 | 0 | 0 | 0 | 0 |
| 29 | MacEachern, Co | 1 | 0 | 2 | 3 | 0 | 61 | Gabriele, Grant | 0 | 0 | 2 | 2 | +1 |
| T | TEAM | 0 | 2 | 0 | 0 | 0 | 71 | Guzzo, Patrick | 0 | 0 | 0 | 1 | 0 |
| 30 | Dorr, Doug | dnp | | | | | 94 | Treloar, Travis | 0 | 0 | 0 | 1 | 0 |
| 31 | Souliere, Liam | i | | | | | Totals | 4 | 7 | 6 | 29 | +1 | 16 |
| Totals | 1 | 1 | 4 | 30 | -16 | 14 | | | | | | | |

| Prd | PSU | OSU |
|-------|---------|---------|
| 1st | 0-0 (0) | 0-2 (2) |
| 2nd | 0-2 (0) | 0-0 (0) |
| 3rd | 0-1 (2) | 0-0 (0) |
| Total | 0-3 (2) | 0-2 (2) |

| Prd | PSU | OSU |
|-------|-----|-----|
| 1st | 2-4 | 0-0 |
| 2nd | 0-0 | 2-4 |
| 3rd | 0-0 | 1-2 |
| Total | 2-4 | 3-6 |

Three stars:
1. None
2. None
3. None

Officials:
Referee: Brian Aaron
Linesman: Brett DesRosiers
Linesman: Nick Huff
Goal Judge: Nicholas Bet

GOALTENDERS

| ## | Penn State | Dec | Min | GA | 1 | 2 | 3 | Saves | ## | Ohio State | Dec | Min | GA | 1 | 2 | 3 | Saves |
|----|--------------|-----|-------|----|----|---|---|-------|----|--------------|-----|-------|----|---|----|---|-------|
| 35 | Autio, Oskar | L | 59:22 | 3 | 10 | 6 | 9 | 25 | 44 | Dobe?, Jakub | W | 60:00 | 1 | 9 | 11 | 9 | 29 |
| | EMPTY NET | | 0:38 | 1 | 0 | 0 | 0 | 0 | | | | | | | | | |

PENALTY SUMMARY

| Prd | Player | Team | Min | Offense | Time | Prd | Player | Team | Min | Offense | Time | | |
|-----|--------------------|------|-----|---------------------|-------|-----|--------|-----------------|-----|---------|----------------|-------|----|
| 1st | MacEachern, Connor | PSU | 2 | Cross-Checking | 08:29 | PP | 2nd | Vidoli, Dominic | OSU | 2 | Hooking | 17:47 | PP |
| 1st | TEAM | PSU | 2 | Too Many Players On | 10:36 | PP | 3rd | Singleton, Tate | OSU | 2 | Cross-Checking | 10:17 | PP |
| 2nd | Gabriele, Grant | OSU | 2 | Hitting From Behind | 02:47 | PP | | | | | | | |

Win-Dobe?, Jakub (6-1-0). Loss-Autio, Oskar (4-2-0).

Referee's signature

PENN STATE vs. Michigan



PENN STATE HOCKEY

2021-22 PENN STATE HOCKEY



PENN STATE RECORD BOOK

@PennStateM-HKY PennStateMensHockey





CAREER SCORING RECORDS

POINTS

| | | | |
|----|---------------|---------|-----|
| 1 | Nate Sucese | 2016-20 | 140 |
| 2 | David Goodwin | 2013-17 | 128 |
| 3 | Alex Limoges | 2017-21 | 125 |
| 4 | Chase Berger | 2015-19 | 118 |
| 5 | Brandon Biro | 2016-20 | 116 |
| 6 | Denis Smirnov | 2016-20 | 115 |
| 7 | Andrew Sturtz | 2015-18 | 104 |
| 8 | Liam Folkes | 2016-20 | 103 |
| 9 | Evan Barratt | 2017-20 | 95 |
| 10 | Casey Bailey | 2012-15 | 80 |

POINTS PER GAME (Minimum 20 games)

| | | | |
|----|---------------------|---------|------|
| 1 | Alex Limoges (128) | 2017-21 | 0.98 |
| 2 | Evan Barratt (98) | 2017-20 | 0.97 |
| 3 | Nate Sucese (147) | 2016-20 | 0.95 |
| 4 | Andrew Sturtz (111) | 2015-18 | 0.94 |
| 5 | David Goodwin (147) | 2013-17 | 0.87 |
| 6 | Brandon Biro (138) | 2016-20 | 0.84 |
| 7 | Denis Smirnov (137) | 2016-20 | 0.84 |
| 8 | Casey Bailey (96) | 2012-15 | 0.83 |
| 9 | Tim Doherty (22) | 2020-21 | 0.82 |
| 10 | Chase Berger (154) | 2015-19 | 0.77 |

GOALS

| | | | |
|----|---------------|---------|----|
| 1 | Nate Sucese | 2016-20 | 61 |
| 2 | Andrew Sturtz | 2015-18 | 54 |
| 3 | Alex Limoges | 2017-21 | 51 |
| | Chase Berger | 2015-19 | 51 |
| 5 | Denis Smirnov | 2016-20 | 50 |
| 6 | Liam Folkes | 2016-20 | 48 |
| 7 | Casey Bailey | 2012-15 | 45 |
| 8 | David Goodwin | 2013-17 | 44 |
| 9 | Brandon Biro | 2016-20 | 41 |
| 10 | Evan Barratt | 2017-20 | 39 |

ASSISTS

| | | | |
|----|---------------|---------|----|
| 1 | David Goodwin | 2013-17 | 84 |
| 2 | Nate Sucese | 2016-20 | 79 |
| 3 | Brandon Biro | 2016-20 | 75 |
| 4 | Alex Limoges | 2017-21 | 74 |
| 5 | Chase Berger | 2015-19 | 67 |
| 6 | Denis Smirnov | 2016-20 | 65 |
| 7 | Cole Hults | 2017-20 | 61 |
| 8 | Evan Barratt | 2017-20 | 56 |
| 9 | Liam Folkes | 2016-20 | 55 |
| 10 | Andrew Sturtz | 2015-18 | 50 |
| | Erik Autio | 2014-18 | 50 |

GAME-WINNING GOALS

| | | | |
|---|-----------------|---------|----|
| 1 | Denis Smirnov | 2016-20 | 10 |
| 2 | Evan Barratt | 2017-20 | 8 |
| | Andrew Sturtz | 2015-18 | 8 |
| | Alex Limoges | 2017-21 | 8 |
| 5 | Liam Folkes | 2016-20 | 7 |
| | Tommy Olczyk | 2012-16 | 7 |
| | David Goodwin | 2013-17 | 7 |
| 8 | Ricky DeRosa | 2013-17 | 6 |
| | Dylan Richard | 2013-17 | 6 |
| | Brandon Biro | 2016-20 | 6 |
| | Sam Sternschein | 2017-21 | 6 |

POWER-PLAY GOALS

| | | | |
|---|------------------|---------|----|
| 1 | Alex Limoges | 2017-21 | 13 |
| | Casey Bailey | 2012-15 | 13 |
| | Chase Berger | 2015-19 | 13 |
| | Denis Smirnov | 2016-20 | 13 |
| | Evan Barratt | 2017-20 | 13 |
| 6 | Nikita Pavlychev | 2016-20 | 12 |
| 7 | Dylan Richard | 2013-17 | 11 |
| | David Goodwin | 2013-17 | 10 |
| 9 | Luke Juha | 2012-16 | 9 |
| | Andrew Sturtz | 2015-18 | 9 |
| | Brandon Biro | 2016-20 | 9 |
| | Nate Sucese | 2016-20 | 9 |

SHORT-HANDED GOALS

| | | | |
|---|------------------|---------|---|
| 1 | Andrew Sturtz | 2015-18 | 9 |
| 2 | Nate Sucese | 2016-20 | 5 |
| 3 | Tommy Olczyk | 2012-16 | 4 |
| | Eric Scheid | 2013-16 | 4 |
| 5 | Dylan Richard | 2013-17 | 3 |
| 6 | Nikita Pavlychev | 2016-20 | 2 |
| | Alex Limoges | 2017-21 | 2 |
| | Taylor Holstrom | 2012-15 | 2 |
| | David Glen | 2012-16 | 2 |
| 9 | 14 others tied | | 1 |

SHOTS

| | | | |
|----|---------------|---------|-----|
| 1 | Chase Berger | 2015-19 | 477 |
| 2 | Nate Sucese | 2016-20 | 470 |
| 3 | Casey Bailey | 2012-15 | 454 |
| 4 | Andrew Sturtz | 2015-18 | 402 |
| 5 | David Goodwin | 2013-17 | 397 |
| 6 | Denis Smirnov | 2016-20 | 394 |
| 7 | Liam Folkes | 2016-20 | 376 |
| 8 | Brandon Biro | 2016-20 | 359 |
| 9 | David Glen | 2012-16 | 356 |
| 10 | Curtis Loik | 2012-16 | 347 |

POINTS BY A DEFENSEMAN

| | | | |
|---|----------------------|-------------------|-----------|
| 1 | Cole Hults | 2017-20 | 78 |
| 2 | Kris Myllari | 2016-20 | 62 |
| | Luke Juha | 2012-16 | 60 |
| 4 | Erik Autio | 2014-18 | 58 |
| 5 | Kevin Kerr | 2015-19 | 57 |
| 6 | Trevor Hamilton | 2016-18 | 55 |
| 7 | Vince Pedrie | 2015-17 | 52 |
| 8 | Connor Varley | 2012-16 | 31 |
| 9 | Nate Jensen | 2012-15 | 29 |
| | Paul DeNaples | 2018-pres. | 29 |

GOALS BY A DEFENSEMAN

| | | | |
|---|-----------------|---------|----|
| 1 | Kris Myllari | 2016-20 | 19 |
| 2 | Cole Hults | 2017-20 | 17 |
| | Vince Pedrie | 2015-17 | 16 |
| 4 | Luke Juha | 2012-16 | 15 |
| 5 | Trevor Hamilton | 2016-18 | 12 |
| 6 | Connor Varley | 2012-16 | 8 |
| | Erik Autio | 2014-18 | 8 |
| | Kevin Kerr | 2015-19 | 8 |
| 9 | Nate Jensen | 2012-15 | 7 |
| | David Thompson | 2013-17 | 7 |

ASSISTS BY A DEFENSEMAN

| | | | |
|----|----------------------|-------------------|-----------|
| 1 | Cole Hults | 2017-20 | 61 |
| 2 | Erik Autio | 2014-18 | 50 |
| 3 | Kevin Kerr | 2015-19 | 49 |
| 4 | Luke Juha | 2012-16 | 45 |
| 5 | Trevor Hamilton | 2016-18 | 43 |
| | Kris Myllari | 2016-20 | 43 |
| 7 | Vince Pedrie | 2015-17 | 36 |
| 8 | Paul DeNaples | 2018-pres. | 24 |
| 9 | Connor Varley | 2012-16 | 23 |
| 10 | Nate Jensen | 2012-15 | 22 |

Bold indicates current Nittany Lion



NATE SUCESE



COLE HULTS
All records represent NCAA Division I era only

GAMES

10-11

PENN STATE vs. Michigan



PENN STATE HOCKEY

2021-22 PENN STATE HOCKEY

f PennStateMensHockey

@PennStateMhky

CAREER MISCELLANEOUS & GOALTENDING RECORDS

GAMES PLAYED BY SKATERS

| | | | |
|---|------------------|---------|-----|
| 1 | Chase Berger | 2015-19 | 154 |
| 2 | Kris Myllari | 2016-20 | 149 |
| 3 | David Goodwin | 2013-17 | 147 |
| 4 | Nate Sucece | 2016-20 | 147 |
| 5 | Ricky DeRosa | 2013-17 | 139 |
| 6 | Erik Autio | 2014-18 | 138 |
| | Brandon Biro | 2016-20 | 138 |
| 8 | Denis Smirnov | 2016-20 | 137 |
| | Nikita Pavlychev | 2016-20 | 137 |
| | Liam Folkes | 2016-20 | 137 |

PLUS-MINUS (Minimum 30 games)

| | | | |
|----|----------------------------|-------------------|------------|
| 1 | Andrew Sturtz (111) | 2015-18 | +50 |
| 2 | Cole Hults (111) | 2017-20 | +48 |
| 3 | Nate Sucece (147) | 2016-20 | +47 |
| 4 | Paul DeNaples (104) | 2018-pres. | +44 |
| 5 | Chase Berger (154) | 2015-19 | +45 |
| 6 | Liam Folkes (137) | 2016-20 | +36 |
| 7 | Denis Smirnov (137) | 2016-20 | +34 |
| 8 | Vince Pedrie (71) | 2015-17 | +31 |
| | Evan Barratt (98) | 2017-20 | +31 |
| 10 | Alex Limoges (128) | 2017-21 | +27 |

PENALTIES

| | | | |
|----|------------------|---------|----|
| 1 | Nikita Pavlychev | 2016-20 | 79 |
| 2 | David Glen | 2012-16 | 68 |
| 3 | Zach Saar | 2013-17 | 57 |
| 4 | Evan Barratt | 2017-20 | 53 |
| 5 | Casey Bailey | 2012-15 | 44 |
| 6 | Alec Marsh | 2015-19 | 43 |
| 7 | Connor Varley | 2012-16 | 41 |
| 8 | Andrew Sturtz | 2015-18 | 40 |
| 9 | Kenny Brooks | 2012-16 | 39 |
| 10 | Cole Hults | 2017-20 | 37 |

PENALTY MINUTES

| | | | |
|----|------------------|---------|-----|
| 1 | Nikita Pavlychev | 2016-20 | 183 |
| 2 | David Glen | 2012-16 | 169 |
| 3 | Zach Saar | 2013-17 | 141 |
| 4 | Evan Barratt | 2017-20 | 117 |
| 5 | Kenny Brooks | 2012-16 | 111 |
| 6 | Andrew Sturtz | 2015-18 | 105 |
| 7 | Connor Varley | 2012-16 | 104 |
| 8 | Casey Bailey | 2012-15 | 91 |
| 9 | Alec Marsh | 2015-19 | 86 |
| 10 | Cole Hults | 2017-20 | 85 |

GAMES PLAYED BY GOALIES

| | | | |
|---|--------------------|-------------------|-----------|
| 1 | Peyton Jones | 2016-20 | 133 |
| 2 | Matthew Skoff | 2012-16 | 77 |
| 3 | Eamon McAdam | 2013-16 | 45 |
| 4 | Oskar Autio | 2018-pres. | 32 |
| 5 | PJ Musico | 2012-15 | 30 |
| 6 | Chris Funkey | 2015-19 | 21 |

GAMES STARTED BY GOALIES

| | | | |
|---|--------------------|-------------------|-----------|
| 1 | Peyton Jones | 2016-20 | 133 |
| 2 | Matthew Skoff | 2012-16 | 73 |
| 3 | Eamon McAdam | 2013-16 | 43 |
| 4 | Oskar Autio | 2018-pres. | 29 |
| 5 | PJ Musico | 2012-15 | 21 |

MINUTES PLAYED BY GOALIES

| | | | |
|---|--------------------|--------------|----------------|
| 1 | Peyton Jones | 2016-20 | 7866:20 |
| 2 | Matthew Skoff | 2012-16 | 4420:36 |
| 3 | Eamon McAdam | 2013-16 | 2420:08 |
| 4 | Oskar Autio | 2018- | 1810:23 |
| 5 | PJ Musico | 2012-15 | 1415:02 |
| 6 | Chris Funkey | 2015-19 | 889:10 |

VICTORIES

| | | | |
|---|--------------------|-------------------|-----------|
| 1 | Peyton Jones | 2016-20 | 76 |
| 2 | Matthew Skoff | 2012-16 | 32 |
| 3 | Eamon McAdam | 2013-16 | 18 |
| 4 | Oskar Autio | 2018-pres. | 15 |
| 5 | PJ Musico | 2012-15 | 10 |
| 6 | Chris Funkey | 2015-19 | 7 |

SAVES

| | | | |
|---|--------------------|-------------------|------------|
| 1 | Peyton Jones | 2016-20 | 3,685 |
| 2 | Matthew Skoff | 2012-16 | 2,114 |
| 3 | Eamon McAdam | 2013-16 | 1,256 |
| 4 | Oskar Autio | 2018-pres. | 782 |
| 5 | PJ Musico | 2012-15 | 695 |
| 6 | Chris Funkey | 2015-19 | 366 |

SHUTOUTS

| | | | |
|---|--------------------|-------------------|----------|
| 1 | Peyton Jones | 2016-20 | 4 |
| | Oskar Autio | 2018-pres. | 4 |
| 3 | Matthew Skoff | 2012-16 | 3 |
| 4 | Chris Funkey | 2015-19 | 2 |
| 5 | PJ Musico | 2012-15 | 1 |
| | Eamon McAdam | 2013-16 | 1 |

GOALS-AGAINST AVERAGE (Min. 500 mins)

| | | | |
|---|--------------------|-------------------|-------------|
| 1 | Chris Funkey | 2015-19 | 2.77 |
| 2 | Oskar Autio | 2018-pres. | 2.78 |
| 3 | Matthew Skoff | 2012-16 | 2.88 |
| | Peyton Jones | 2016-20 | 2.88 |
| 5 | Eamon McAdam | 2013-16 | 3.27 |
| 6 | PJ Musico | 2012-15 | 3.31 |

SAVE PERCENTAGE (Minimum 500 minutes)

| | | | |
|---|--------------------|-------------------|-------------|
| 1 | Matthew Skoff | 2012-16 | .909 |
| 2 | Peyton Jones | 2016-20 | .907 |
| 3 | Eamon McAdam | 2013-16 | .905 |
| 4 | Oskar Autio | 2018-pres. | .903 |
| 5 | PJ Musico | 2012-15 | .899 |
| | Chris Funkey | 2015-19 | .899 |

RECORD

| | | | |
|---|--------------------|-------------------|---------------------------------|
| 1 | Peyton Jones | 2016-20 | .622 (76-44-11) |
| 2 | Chris Funkey | 2015-19 | .577 (7-5-1) |
| 3 | Oskar Autio | 2018-pres. | .517 (15-14-1) |
| 4 | Matthew Skoff | 2012-16 | .500 (32-32-7) |
| 5 | Eamon McAdam | 2013-16 | .463 (18-21-2) |
| 6 | PJ Musico | 2012-15 | .404 (10-15-1) |

POINTS BY GOALIES

| | | | |
|---|----------------------|-------------------|----------|
| 1 | Peyton Jones | 2016-20 | 8 |
| 2 | Eamon McAdam | 2013-16 | 4 |
| 3 | Chris Funkey | 2015-19 | 1 |
| | Liam Souliere | 2020-pres. | 1 |
| | Oskar Autio | 2018-pres. | 1 |

ASSISTS BY GOALIES

| | | | |
|---|----------------------|-------------------|----------|
| 1 | Peyton Jones | 2016-20 | 8 |
| 2 | Eamon McAdam | 2013-16 | 4 |
| 3 | Chris Funkey | 2015-19 | 1 |
| | Liam Souliere | 2020-pres. | 1 |
| | Oskar Autio | 2018-pres. | 1 |

Bold indicates current Nittany Lion.



PEYTON JONES



WELCOME TO HOCKEY VALLEY



SINGLE-SEASON SCORING RECORDS

POINTS

| | | | |
|---|---------------|---------|----|
| 1 | Alex Limoges | 2018-19 | 50 |
| 2 | Denis Smirnov | 2016-17 | 47 |
| 3 | Evan Barratt | 2018-19 | 43 |
| 4 | Liam Folkes | 2018-19 | 42 |
| 5 | Andrew Sturtz | 2017-18 | 40 |
| | Casey Bailey | 2014-15 | 40 |
| | Brandon Biro | 2018-19 | 40 |
| 8 | David Goodwin | 2015-16 | 38 |
| | David Goodwin | 2016-17 | 38 |
| | Nate Sucese | 2019-20 | 38 |

POINTS PER GAME (Min. 50% of games)

| | | | |
|----|----------------------|---------|------|
| 1 | Evan Barratt (32) | 2018-19 | 1.34 |
| 2 | Alex Limoges (39) | 2018-19 | 1.28 |
| 3 | Denis Smirnov (39) | 2016-17 | 1.21 |
| 4 | Nate Sucese (34) | 2019-20 | 1.12 |
| 5 | Taylor Holstrom (30) | 2014-15 | 1.10 |
| 6 | Casey Bailey (37) | 2014-15 | 1.08 |
| | Brandon Biro (37) | 2018-19 | 1.08 |
| | Andrew Sturtz (37) | 2017-18 | 1.08 |
| 9 | Liam Folkes (39) | 2018-19 | 1.08 |
| 10 | Alex Limoges (30) | 2019-20 | 1.07 |

GOALS

| | | | |
|---|---------------|---------|----|
| 1 | Alex Limoges | 2018-19 | 23 |
| 2 | Casey Bailey | 2014-15 | 22 |
| | Andrew Sturtz | 2016-17 | 22 |
| 4 | Denis Smirnov | 2016-17 | 19 |
| | Nate Sucese | 2018-19 | 19 |
| 6 | Andrew Sturtz | 2015-16 | 18 |
| | Liam Folkes | 2018-19 | 18 |
| 8 | Nate Sucese | 2016-17 | 17 |
| 9 | David Glen | 2012-13 | 16 |
| | Evan Barratt | 2018-19 | 16 |
| | Brandon Biro | 2018-19 | 16 |

ASSISTS

| | | | |
|---|-----------------|---------|----|
| 1 | Denis Smirnov | 2016-17 | 28 |
| 2 | Nate Sucese | 2019-20 | 27 |
| | David Goodwin | 2015-16 | 27 |
| | David Goodwin | 2016-17 | 27 |
| | Alex Limoges | 2018-19 | 27 |
| | Evan Barratt | 2018-19 | 27 |
| 7 | Taylor Holstrom | 2014-15 | 26 |
| | Andrew Sturtz | 2017-18 | 26 |
| 9 | Liam Folkes | 2018-19 | 24 |
| | Brandon Biro | 2018-19 | 24 |

GAME-WINNING GOALS

| | | | |
|---|---------------|---------|---|
| 1 | Evan Barratt | 2019-20 | 4 |
| | David Goodwin | 2014-15 | 4 |
| | Ricky DeRosa | 2015-16 | 4 |
| | Denis Smirnov | 2016-17 | 4 |
| | Brandon Biro | 2018-19 | 4 |
| | Alex Limoges | 2018-19 | 4 |
| 7 | 13 other tied | | 3 |

POWER-PLAY GOALS

| | | | |
|---|---------------|---------|---|
| 1 | Chase Berger | 2016-17 | 6 |
| | David Goodwin | 2015-16 | 6 |
| | Denis Smirnov | 2017-18 | 6 |
| | Evan Barratt | 2017-18 | 6 |
| 5 | Andrew Sturtz | 2016-17 | 5 |
| | Casey Bailey | 2014-15 | 5 |

| | | | |
|----|------------------|---------|---|
| | Dylan Richard | 2015-16 | 5 |
| | Nikita Pavlychev | 2018-19 | 5 |
| | Alex Limoges | 2018-19 | 5 |
| 10 | 11 others tied | | 4 |

SHORT-HANDED GOALS

| | | | |
|---|--------------------|---------|---|
| 1 | Eric Scheid | 2015-16 | 3 |
| | Andrew Sturtz | 2015-16 | 3 |
| | Andrew Sturtz | 2016-17 | 3 |
| | Andrew Sturtz | 2017-18 | 3 |
| | Nate Sucese | 2018-19 | 3 |
| 5 | Alex Limoges | 2018-19 | 2 |
| | Nikita Pavlychev | 2016-17 | 2 |
| 7 | 26 players with... | | 1 |

SHOTS

| | | | |
|----|---------------|---------|-----|
| 1 | Casey Bailey | 2014-15 | 211 |
| 2 | Vince Pedrie | 2016-17 | 167 |
| 3 | Andrew Sturtz | 2016-17 | 146 |
| | Nate Sucese | 2018-19 | 146 |
| 4 | Chase Berger | 2016-17 | 145 |
| 6 | Andrew Sturtz | 2017-18 | 140 |
| 7 | Casey Bailey | 2013-14 | 130 |
| 8 | Denis Smirnov | 2016-17 | 126 |
| 9 | Chase Berger | 2018-19 | 124 |
| 10 | Curtis Loik | 2014-15 | 120 |

POINTS BY A DEFENSEMAN

| | | | |
|---|-------------------|----------------|-----------|
| 1 | Cole Huits | 2019-20 | 30 |
| | Vince Pedrie | 2016-17 | 30 |
| 3 | Trevor Hamilton | 2017-18 | 29 |
| 4 | Cole Huits | 2018-19 | 28 |
| 5 | Trevor Hamilton | 2016-17 | 26 |
| 6 | Luke Juha | 2015-16 | 24 |
| 7 | Vince Pedrie | 2015-16 | 22 |
| 8 | Kris Myllari | 2018-19 | 21 |
| 9 | Cole Huits | 2017-18 | 20 |
| | Kevin Kerr | 2015-16 | 17 |
| | Erik Autio | 2016-17 | 17 |
| | Kris Myllari | 2016-17 | 17 |

GOALS BY A DEFENSEMAN

| | | | |
|----|-----------------|---------|---|
| 1 | Cole Huits | 2019-20 | 8 |
| | Vince Pedrie | 2015-16 | 8 |
| | Vince Pedrie | 2016-17 | 8 |
| | Luke Juha | 2015-16 | 8 |
| | Kris Myllari | 2016-17 | 8 |
| 6 | Trevor Hamilton | 2016-17 | 6 |
| | Trevor Hamilton | 2017-18 | 6 |
| | Cole Huits | 2018-19 | 6 |
| 9 | Kris Myllari | 2017-18 | 5 |
| 10 | Connor Varley | 2012-13 | 4 |
| | Mark Yanis | 2012-13 | 4 |
| | Luke Juha | 2013-14 | 4 |
| | Kris Myllari | 2018-19 | 4 |

ASSISTS BY A DEFENSEMAN

| | | | |
|----|-----------------|---------|----|
| 1 | Trevor Hamilton | 2017-18 | 23 |
| 2 | Cole Huits | 2019-20 | 22 |
| | Vince Pedrie | 2016-17 | 22 |
| | Cole Huits | 2018-19 | 22 |
| 5 | Trevor Hamilton | 2016-17 | 20 |
| 6 | Cole Huits | 2017-18 | 17 |
| | Kris Myllari | 2018-19 | 17 |
| 8 | Luke Juha | 2015-16 | 16 |
| 9 | Erik Autio | 2015-16 | 15 |
| 10 | Vince Pedrie | 2015-16 | 14 |

| | | | |
|--|--------------|---------|----|
| | Kevin Kerr | 2015-16 | 14 |
| | Erik Autio | 2017-18 | 14 |
| | Kris Myllari | 2017-18 | 14 |

POINTS BY A FRESHMAN


| | | | |
|----|---------------|---------|----|
| 1 | Denis Smirnov | 2016-17 | 47 |
| 2 | Nate Sucese | 2016-17 | 36 |
| 3 | Casey Bailey | 2012-13 | 27 |
| | Andrew Sturtz | 2015-16 | 27 |
| 5 | Scott Conway | 2014-15 | 26 |
| | Chase Berger | 2015-16 | 26 |
| 7 | David Glen | 2012-13 | 25 |
| 8 | Vince Pedrie | 2015-16 | 22 |
| 9 | Alec Marsh | 2015-16 | 21 |
| | Alex Limoges | 2017-18 | 21 |
| 11 | Brandon Biro | 2016-17 | 20 |
| | Cole Huits | 2017-18 | 20 |

GOALS BY A FRESHMAN

| | | | |
|---|---------------|---------|----|
| 1 | Denis Smirnov | 2016-17 | 19 |
| 2 | Andrew Sturtz | 2015-16 | 18 |
| 3 | Nate Sucese | 2016-17 | 17 |
| 4 | David Glen | 2012-13 | 16 |
| 5 | Casey Bailey | 2012-13 | 14 |
| 6 | Chase Berger | 2015-16 | 13 |
| 7 | Evan Barratt | 2017-18 | 11 |
| 8 | Scott Conway | 2014-15 | 10 |
| 9 | Vince Pedrie | 2015-16 | 8 |
| | Kris Myllari | 2016-17 | 8 |

ASSISTS BY A FRESHMAN

| | | | |
|----|---------------|---------|----|
| 1 | Denis Smirnov | 2016-17 | 28 |
| 2 | Nate Sucese | 2016-17 | 19 |
| 3 | Cole Huits | 2017-18 | 17 |
| 4 | Scott Conway | 2014-15 | 16 |
| 5 | Brandon Biro | 2016-17 | 14 |
| | Alec Marsh | 2015-16 | 14 |
| | Vince Pedrie | 2015-16 | 14 |
| | Kevin Kerr | 2015-16 | 14 |
| | Alex Limoges | 2017-18 | 14 |
| 10 | Casey Bailey | 2012-13 | 13 |



ALEX LIMOGES

GAMES
10-11

PENN STATE vs. Michigan



PENN STATE HOCKEY

2021-22 PENN STATE HOCKEY

PennStateMensHockey

@PennStateM-HKY

SINGLE-SEASON MISCELLANEOUS & GOALTENDING RECORDS

GAMES PLAYED BY SKATERS

| | | |
|---|-------------------------|----|
| 1 | 17 players tied with... | 39 |
|---|-------------------------|----|

PLUS-MINUS (Min. 50 pct. of team games)

| | | | |
|---|---------------|---------|-----|
| 1 | Erik Autio | 2016-17 | +33 |
| 2 | Paul DeNaples | 2018-19 | +31 |
| 3 | Vince Pedrie | 2016-17 | +27 |
| 4 | Andrew Sturtz | 2016-17 | +26 |
| 5 | Denis Smirnov | 2016-17 | +24 |
| 6 | Cole Hults | 2019-20 | +23 |
| | Alex Limoges | 2018-19 | +23 |
| 8 | Liam Folkes | 2018-19 | +20 |
| 9 | Evan Barratt | 2018-19 | +19 |
| | Cole Hults | 2018-19 | +19 |
| | Kris Myllari | 2018-19 | +19 |

PENALTIES

| | | | |
|---|------------------|---------|----|
| 1 | David Glen | 2012-13 | 23 |
| | Nikita Pavlychev | 2016-17 | 23 |
| | Nikita Pavlychev | 2018-19 | 23 |
| 4 | Evan Barratt | 2018-19 | 22 |
| 5 | James Robinson | 2017-18 | 21 |
| 6 | David Glen | 2013-14 | 20 |
| | Zach Saar | 2013-14 | 20 |
| | Andrew Sturtz | 2017-18 | 20 |
| 9 | Kenny Brooks | 2015-16 | 18 |
| | Nikita Pavlychev | 2017-18 | 18 |

PENALTY MINUTES

| | | | |
|----|------------------|---------|----|
| 1 | David Glen | 2013-14 | 62 |
| | Andrew Sturtz | 2017-18 | 62 |
| 3 | David Glen | 2012-13 | 57 |
| | Nikita Pavlychev | 2018-19 | 57 |
| 5 | Evan Barratt | 2018-19 | 55 |
| 6 | James Robinson | 2017-18 | 53 |
| 7 | Scott Conway | 2014-15 | 51 |
| 8 | Mark Yanis | 2013-14 | 49 |
| 9 | Kenny Brooks | 2015-16 | 47 |
| 10 | Nikita Pavlychev | 2016-17 | 46 |

GAMES PLAYED BY GOALIES

| | | | |
|---|---------------|---------|----|
| 1 | Peyton Jones | 2016-17 | 36 |
| 2 | Peyton Jones | 2017-18 | 35 |
| 3 | Peyton Jones | 2018-19 | 32 |
| 4 | Peyton Jones | 2019-20 | 30 |
| 5 | Matthew Skoff | 2013-14 | 23 |
| 6 | Eamon McAdam | 2015-16 | 22 |
| 7 | Oskar Autio | 2020-21 | 18 |
| | Matthew Skoff | 2012-13 | 18 |
| | Matthew Skoff | 2014-15 | 18 |
| | Matthew Skoff | 2015-16 | 18 |

GAMES STARTED BY GOALIES

| | | | |
|---|---------------|---------|----|
| 1 | Peyton Jones | 2016-17 | 36 |
| 2 | Peyton Jones | 2017-18 | 35 |
| 3 | Peyton Jones | 2018-19 | 32 |
| 4 | Peyton Jones | 2019-20 | 30 |
| 5 | Matthew Skoff | 2013-14 | 23 |
| 6 | Eamon McAdam | 2015-16 | 22 |
| 7 | Oskar Autio | 2020-21 | 18 |
| | Matthew Skoff | 2015-16 | 18 |
| 9 | Matthew Skoff | 2012-13 | 17 |
| | Matthew Skoff | 2014-15 | 17 |

VICTORIES

| | | | |
|----|---------------|---------|----|
| 1 | Peyton Jones | 2016-17 | 23 |
| 2 | Peyton Jones | 2019-20 | 18 |
| | Peyton Jones | 2018-19 | 18 |
| 4 | Peyton Jones | 2017-18 | 17 |
| 5 | Eamon McAdam | 2015-16 | 13 |
| 6 | Oskar Autio | 2020-21 | 9 |
| | Matthew Skoff | 2012-13 | 9 |
| 7 | Matthew Skoff | 2013-14 | 8 |
| | Matthew Skoff | 2015-16 | 8 |
| 10 | Matthew Skoff | 2014-15 | 7 |

SAVES

| | | | |
|----|---------------|---------|-----|
| 1 | Peyton Jones | 2017-18 | 983 |
| 2 | Peyton Jones | 2018-19 | 942 |
| 3 | Peyton Jones | 2016-17 | 884 |
| 4 | Peyton Jones | 2019-20 | 876 |
| 5 | Matthew Skoff | 2013-14 | 656 |
| 6 | Eamon McAdam | 2015-16 | 631 |
| 7 | Matthew Skoff | 2015-16 | 560 |
| 8 | Matthew Skoff | 2012-13 | 513 |
| 9 | Oskar Autio | 2020-21 | 474 |
| 10 | Matthew Skoff | 2014-15 | 440 |

ASSISTS BY A GOALIE

| | | | |
|---|---------------|---------|---|
| 1 | Peyton Jones | 2017-18 | 4 |
| 2 | Eamon McAdam | 2015-16 | 3 |
| 3 | Peyton Jones | 2016-17 | 2 |
| 4 | Peyton Jones | 2019-20 | 2 |
| 5 | Eamon McAdam | 2014-15 | 1 |
| | Chris Funkey | 2017-18 | 1 |
| | Liam Souliere | 2020-21 | 1 |

SHUTOUTS

| | | | |
|---|---------------|---------|---|
| 1 | Peyton Jones | 2016-17 | 2 |
| | Matthew Skoff | 2012-13 | 2 |
| | Oskar Autio | 2019-20 | 2 |
| 4 | PJ Musico | 2012-13 | 1 |
| | Matthew Skoff | 2013-14 | 1 |
| | Eamon McAdam | 2015-16 | 1 |
| | Chris Funkey | 2016-17 | 1 |
| | Chris Funkey | 2017-18 | 1 |
| | Peyton Jones | 2017-18 | 1 |
| | Oskar Autio | 2020-21 | 1 |

GOALS-AGAINST AVERAGE

| | | | |
|----|---------------|---------|------|
| 1 | Matthew Skoff | 2012-13 | 2.48 |
| 2 | Peyton Jones | 2016-17 | 2.60 |
| | Peyton Jones | 2019-20 | 2.60 |
| 4 | Matthew Skoff | 2014-15 | 2.81 |
| 5 | Matthew Skoff | 2013-14 | 2.95 |
| 6 | Chris Funkey | 2017-18 | 2.96 |
| 7 | Eamon McAdam | 2015-16 | 2.98 |
| 8 | Peyton Jones | 2017-18 | 3.03 |
| 9 | PJ Musico | 2014-15 | 3.05 |
| 10 | Oskar Autio | 2020-21 | 3.13 |

SAVE PERCENTAGE

| | | | |
|----|---------------|---------|------|
| 1 | Matthew Skoff | 2012-13 | .921 |
| 2 | Peyton Jones | 2019-20 | .919 |
| 3 | Eamon McAdam | 2015-16 | .913 |
| 4 | Eamon McAdam | 2014-15 | .910 |
| 5 | PJ Musico | 2014-15 | .909 |
| 6 | Matthew Skoff | 2014-15 | .907 |
| 7 | Matthew Skoff | 2013-14 | .906 |
| 8 | Peyton Jones | 2017-18 | .905 |
| 9 | Peyton Jones | 2016-17 | .904 |
| 10 | Matthew Skoff | 2015-16 | .902 |

RECORD

| | | | |
|---|---------------|-----------|------|
| 1 | Peyton Jones | 2016-17 | .686 |
| | | (23-10-2) | |
| 2 | Eamon McAdam | 2015-16 | .614 |
| | | (13-8-1) | |
| 3 | Peyton Jones | 2018-19 | .594 |
| | | (18-12-2) | |
| 4 | Matthew Skoff | 2015-16 | .594 |
| | | (8-5-3) | |
| 5 | Peyton Jones | 2017-18 | .559 |
| | | (17-13-4) | |
| 6 | Eamon McAdam | 2014-15 | .550 |
| | | (5-4-1) | |
| 7 | PJ Musico | 2014-15 | .542 |
| | | (6-5-1) | |

All records represent NCAA Division I era only

All records represent NCAA Division I era only





ANNUAL SCORING LEADERS

| Year | Goals | Assists | Points | PPG | GWG |
|---------|-------------------------|---------------------|------------------|------------------------|--------------------|
| 2012-13 | David Glen 16 | Max Gardiner 19 | Casey Bailey 27 | Casey Bailey 27 | Taylor Holstrom 3 |
| 2013-14 | Eric Scheid 11 | Goodwin, Juha 11 | Eric Scheid 20 | Bailey, Juha, Scheid 4 | Zach Saar 2 |
| 2014-15 | Casey Bailey 22 | Taylor Holstrom 26 | Casey Bailey 40 | Casey Bailey 40 | David Goodwin 4 |
| 2015-16 | Andrew Sturtz 18 | David Goodwin 27 | David Goodwin 38 | David Goodwin 38 | Ricky DeRosa 4 |
| 2016-17 | Andrew Sturtz 21 | Denis Smirnov 28 | Denis Smirnov 45 | Chase Berger 6 | Denis Smirnov 4 |
| 2017-18 | Denis Smirnov 15 | Andrew Sturtz 26 | Andrew Sturtz 40 | Smirnov, Barratt 6 | Smirnov, Barratt 3 |
| 2018-19 | Alex Limoges 23 | Limoges, Barratt 27 | Alex Limoges 50 | Limoges, Pavlychev 5 | Limoges, Biro 4 |
| 2019-20 | Barratt, Sternschein 12 | Nate Sucese 27 | Nate Sucese 38 | Sucese, Sternschein 4 | Evan Barratt 4 |
| 2020-21 | Alex Limoges 10 | Alex Limoges 12 | Alex Limoges 22 | Alex Limoges 22 | 3-tied 3 |

ANNUAL GOALTENDING LEADERS

| Year | GAA | Save Percentage | Saves | Shutouts | Victories |
|---------|--------------------|--------------------|-------------------|-----------------|-----------------|
| 2012-13 | Matthew Skoff 2.48 | Matthew Skoff .921 | Matthew Skoff 513 | Matthew Skoff 2 | Matthew Skoff 9 |
| 2013-14 | Matthew Skoff 2.95 | Matthew Skoff .906 | Matthew Skoff 656 | Matthew Skoff 1 | Matthew Skoff 8 |
| 2014-15 | Matthew Skoff 2.81 | Eamon McAdam .910 | Matthew Skoff 440 | n/a | Matthew Skoff 7 |
| 2015-16 | Eamon McAdam 2.98 | Eamon McAdam .913 | Eamon McAdam 631 | Eamon McAdam 1 | Eamon McAdam 13 |
| 2016-17 | Peyton Jones 2.60 | Peyton Jones .904 | Peyton Jones 884 | Peyton Jones 2 | Peyton Jones 23 |
| 2017-18 | Peyton Jones 3.03 | Peyton Jones .905 | Peyton Jones 983 | Jones, Funkey 1 | Peyton Jones 17 |
| 2018-19 | Peyton Jones 3.32 | Peyton Jones .901 | Peyton Jones 942 | N/A | Peyton Jones 18 |
| 2019-20 | Peyton Jones 2.60 | Peyton Jones .919 | Peyton Jones 876 | Oskar Autio 2 | Peyton Jones 18 |
| 2020-21 | Oskar Autio 3.13 | Oskar Autio .894 | Oskar Autio 474 | Oskar Autio 1 | Oskar Autio 9 |

GAMES

10-11

PENN STATE vs. Michigan



PENN STATE HOCKEY

2021-22 PENN STATE HOCKEY

f PennStateMensHockey

@PennStateMhKY



TEAM RECORDS

SINGLE-SEASON RECORDS

| | | |
|--------------------------|-------|---------|
| Points | 478 | 2018-19 |
| Goals Scored | 177 | 2018-19 |
| Goals Scored/Gm. | 4.54 | 2018-19 |
| Fewest Goals Allowed | 80 | 2012-13 |
| Fewest Goals Allowed/Gm. | 2.56 | 2019-20 |
| Power-Play Goals | 35 | 2016-17 |
| Short-Handed Goals | 12 | 2015-16 |
| Assists | 301 | 2018-19 |
| Shots | 1,719 | 2016-17 |
| Shots/Gm. | 44.1 | 2016-17 |
| Penalties | 191 | 2013-14 |
| Penalty Minutes | 443 | 2013-14 |
| Wins | 25 | 2016-17 |
| Home Wins | 15 | 2018-19 |
| Road Wins | 9 | 2019-20 |
| Neutral Ice Wins | 4 | 2016-17 |
| Losses | 26 | 2013-14 |
| Home Losses | 12 | 2013-14 |
| Road Losses | 11 | 2013-14 |
| Neutral Ice Losses | 4 | 2014-15 |
| Overtime Games | 7 | 2015-16 |
| Overtime Wins | 4 | 2020-21 |
| Overtime Losses | 3 | 2012-13 |
| Best Winning Pct. | .667 | 2016-17 |
| Worst Winning Pct. | .250 | 2013-14 |
| Ties | 5 | 2017-18 |
| Saves | 1,164 | 2015-16 |
| Games Played | 39 | 2016-17 |
| Shutouts | 3 | 2012-13 |
| | | 2016-17 |
| | | 2019-20 |

SINGLE-GAME TEAM RECORDS

| | | |
|---------------------------|----|--------------------------------------|
| Goals | 11 | 11/10/18 at Robert Morris (W, 11-6) |
| Assists | 20 | 11/10/18 vs. Robert Morris |
| Points | 31 | 11/10/18 at Robert Morris |
| Shots | 67 | 11/13/15 vs. Sacred Heart |
| Fewest Shots | 18 | 3/13/15 at Minnesota |
| Most Shots Allowed | 57 | 3/12/16 at Michigan |
| Fewest Shots Allowed | 13 | 2/15/14 vs. Michigan State |
| Power-Play Goals | 5 | 11/13/15 vs. Sacred Heart |
| Short-Handed Goals | 2 | 1/19/19 vs. Ohio State (L, 6-4) |
| Penalties | 15 | 10/18/12 at Buffalo State |
| Penalty Minutes | 41 | 10/18/12 at Buffalo State |
| Largest Margin of Victory | 8 | 11/19/16 vs. Arizona State, 8-0 |
| Saves | 52 | 3/20/14 vs. Michigan (Matthew Skoff) |
| Fewest Saves | 11 | 2/15/14 vs. Michigan State |

TEAM GAME STREAKS

| | | | |
|----------------------|-------------|----------|---------|
| Unbeaten Streak | 13 (12-0-1) | 10/14/16 | 12/2/16 |
| Home Unbeaten Streak | 13 (12-0-1) | 10/28/16 | 1/20/17 |
| Road Unbeaten Streak | 5 (3-0-2) | 10/10/15 | 1/22/16 |
| Winning Streak | 11 | 11/17/17 | 12/8/17 |
| Home Winning Streak | 12 | 10/22/16 | 12/2/16 |
| Road Winning Streak | 4 | 10/28/16 | 1/14/17 |
| Losing Streak | 9 | 2/10/17 | 2/25/17 |
| Home Losing Streak | 8 | 12/28/13 | 2/7/14 |
| Road Losing Streak | 6 | 11/14/13 | 2/7/14 |
| Consecutive Goals | 15 | 12/6/13 | 2/1/14 |
| Shutout Streak | 175:54 | 2/13/15 | 3/14/15 |
| | | 11/18/16 | 12/2/16 |
| | | 11/21/15 | 12/4/15 |

INDIVIDUAL STREAKS

| | | | | |
|--|--------|-----------------|----------|----------|
| Consecutive Games with a Point | 11 | Evan Barratt | 10/12/18 | 11/23/18 |
| Consecutive Games with Multiple-Points | 5 | Evan Barratt | 11/9/18 | 11/23/18 |
| | | Alex Limoges | 11/2/18 | 11/16/18 |
| Consecutive Games with a Goal | 7 | Evan Barratt | 11/2/18 | 11/23/18 |
| Consecutive Games with an Assist | 8 | Trevor Hamilton | 10/6/16 | 11/3/16 |
| Consecutive Games with a Point (D) | 8 | Trevor Hamilton | 10/6/16 | 11/3/16 |
| | | Cole Hults | 10/13/17 | 11/4/17 |
| Consecutive Games with a Penalty | 6 | Zach Saar | 10/25/13 | 12/1/13 |
| Shutout Streak (in Minutes) | 167:09 | Oskar Autio | 10/18/19 | 1/18/20 |

All records represent NCAA Division I era only.



EVAN BARRATT



DAVID GOODWIN



WELCOME TO HOCKEY VALLEY



TEAM RECORDS

INDIVIDUAL GAME RECORDS

Goals3
 David Glen (2/8/13 vs. Alabama Huntsville)
 Casey Bailey (1/9/15 vs. Ohio State)
 Tommy Olczyk (12/11/15 vs. Princeton)
 Denis Smirnov (11/18/16 vs. Arizona State)
 James Robinson (11/4/17 vs. Mercyhurst)
 Nate Sucese (1/5/18 vs. Wisconsin)
 Evan Barratt (11/17/18 vs. Michigan)
 Cole Hults (10/11/19 vs. Sacred Heart)
 Liam Folkes (11/29/19 at Merrimack)
 Kevin Wall (10/22/21 vs. Niagara)

Assists4
 Andrew Sturtz (11/4/17 vs. Mercyhurst)
 Alex Limoges (12/1/18 at Wisconsin)
 Connor McMenamin (1/22/21 vs. Wisconsin)

Points5
 Andrew Sturtz (11/4/17 vs. Mercyhurst)
 Connor McMenamin (1/22/21 vs. Wisconsin)

Shots13
 Taylor Holstrom (2/27/15 at Ohio State)

Penalties4
 Mark Yanis (2/8/13 vs. Alabama Huntsville)

Penalty Minutes17
 5x, Most Recent (Nikita Pavlychev - 1/17/2020 vs. Michigan)

MISCELLANEOUS GAME RECORDS

Longest Game 93:33
 4-3 (2OT) vs. Minnesota (3/17/17)

Fastest Back-to-Back Goals 0:09
 Richard, Berger (1/14/17 vs. MSU, 3rd)

Fastest Back-to-Back Goals (Player) . . 1:09
 Casey Bailey (1/9/15 vs. Ohio State, 3rd)

Fastest Goal to Start a Period 0:06
 Sam Sternschein (11/17/18 vs. Michigan, OT)

Fastest Goal to Start a Game 0:13
 Casey Bailey (1/5/13 at Connecticut, 1st)

Fastest Goal to Start a Playoff Game . . 0:16
 Trevor Hamilton (3/3/18 vs. Minnesota, 1st)

Largest Comeback in Victory3
 2x, last vs. No. 20 ASU (Down 3-0 & 4-1; won 5-4 OT)

TEAM PERIOD RECORDS

Goals 5 (Five)
 10/11/14 vs. UConn, 2nd
 10/26/14 vs. Holy Cross, 3rd
 11/19/16 vs. Arizona State, 1st
 3/25/17 vs. Union, 3rd
 11/10/18 at RMU, 2nd
 10/11/19 vs. Sacred Heart, 3rd
 12/3/20 vs. No. 7 Michigan, 2nd

Assists10
 11/10/18 at RMU, 2nd
 12/3/20 vs. No. 7 Michigan, 2nd

Points15
 11/10/18 at RMU, 2nd
 12/3/20 vs. No. 7 Michigan, 2nd

Shots31
 10/28/16 vs. Canisius, 1st

Shots Allowed23
 2/24/13 at Wisconsin, 3rd

Saves22
 11/13/15 vs. Sacred Heart, 1st (E. McAdam)
 1/26/19 vs. Michigan, 1st (P. Jones)

Penalties7
 10/25/13 vs. RIT, 1st

Penalty Minutes25
 10/25/13 vs. RIT, 1st

Margin of Goals5
 11/19/16 vs. Arizona State, 1st (5-0)
 3/25/17 vs. Union, 3rd (5-0)

Goals Against5
 3/11/16 at Michigan, 3rd

Fewest Shots Allowed1
 12/14/19 at Notre Dame, 3rd

INDIVIDUAL PERIOD RECORDS

Goals3
 Casey Bailey (1/9/15 vs. Ohio State, 3rd)

Assists3
 Alex Limoges (12/1/18 at Wisconsin, 2nd)
 Evan Barratt (12/8/18 vs. Notre Dame, 1st)
 Connor McMenamin (1/22/21 vs. Wisconsin, 1st)

Points4
 Nate Sucese (3/25/17 vs. Union, 3rd)

Saves22
 E. McAdam (11/13/15 vs. Sacred Heart, 1st)
 P. Jones (1/26/19 vs. Michigan, 1st)

Penalties3
 George Saad (10/20/12 at RIT, 3rd)
 Mark Yanis (12/1/13 at Union, 1st)
 Nikita Pavlychev (1/17/2020 vs. Michigan, 3rd)

Penalty Minutes17
 George Saad (10/20/12 at RIT, 3rd)
 Nikita Pavlychev (1/17/2020 vs. Michigan, 3rd)

THE FIRST VARSITY ERA

Penn State sponsored varsity hockey for five seasons (1940-44, 1946-47) before dissolving due to limited facilities.

1940-41 (6-3-1)

Head Coach: Arthur Davis
Captain: George Wolbert

GOAL LEADERS

| | |
|----------------|----|
| John Dufford | 14 |
| Penny Gates | 7 |
| Earl Johnson | 5 |
| George Wolbert | 2 |
| Mike Fedock | 1 |

1941-42 (5-3-0)

Head Coach: Arthur Davis
Captain: Larry Lightbody

GOAL LEADERS

| | |
|---------------|----|
| John Dufford | 14 |
| Ted Cauffman | 6 |
| Earl Johnson | 6 |
| Art Gladstone | 3 |
| Mike Fedock | 1 |
| Bert Anthony | 1 |
| T.J. Goodwin | 1 |

1942-43 (2-2-0)

Head Coach: Arthur Davis
Captain: Ted Cauffman

GOAL LEADERS

| | |
|---------------|---|
| Ted Cauffman | 4 |
| Fred Bernbaum | 2 |
| Don Steva | 1 |
| Bill Levy | 1 |

1943-44 (0-2-0)

Head Coach: Arthur Davis
Captain: Art Gladstone

GOAL LEADERS

| | |
|---------------|---|
| Art Gladstone | 1 |
| F. Rainear | 1 |
| C. Bair | 1 |
| R. Nelson | 1 |

1946-47 (0-3-0)

Head Coach: James O'Hara
Captains: Fred Bernbaum, Art Gladstone

GOAL LEADERS

| | |
|---------------|---|
| Fred Bernbaum | 3 |
| J. Egan | 2 |
| Ted Cauffman | 1 |
| R. Nelson | 1 |

EARLY VARSITY GOAL LEADERS

| | | | |
|---|---------------|---------|----|
| 1 | John Dufford | 1940-42 | 28 |
| 2 | Earl Johnson | 1940-42 | 11 |
| | Ted Cauffman | 1941-47 | 11 |
| 3 | Penny Gates | 1940-41 | 7 |
| 4 | Fred Bernbaum | 1942-47 | 5 |
| 5 | Art Gladstone | 1941-47 | 4 |

GAMES
10-11

PENN STATE vs. Michigan



PENN STATE HOCKEY

2021-22 PENN STATE HOCKEY



3
PAUL DENAPLES
Sr. • D • 6-0 • 184
Moscow, Pa.



4
SIMON MACK
Fr. • D • 5-10 • 180
Brockville, Ontario



5
CHRISTIAN BERGER
So. • D • 6-0 • 182
St. Louis, Mo.



6
JIMMY DOWD, JR.
So. • D • 5-9 • 161
Point Pleasant Beach, N.J.



7
CARSON DYCK
Fr. • F • 6-0 • 180
Lethbridge, Alberta



9
XANDER LAMPPA
So. • F • 6-1 • 205
Rochester, Minn.



10
CHRISTIAN SARLO
So. • F • 6-0 • 188
Lynbrook, N.Y.



11
RYAN KIRWAN
Fr. • F • 6-2 • 195
Dewitt, N.Y.



12
BEN SCHOEN
Fr. • F • 5-8 • 150
Maumee, Ohio



13
DANNY DZHANIYEV
Fr. • F • 5-4 • 145
Brooklyn, N.Y.



14
BEN COPELAND
Sr. • F • 6-1 • 185
Edina, Minn.



15
KENNY JOHNSON
Jr. • D • 6-4 • 230
Ann Arbor, Mich.



16
MASON SNELL
Jr. • D • 6-0 • 190
Courtice, Ontario



17
CHASE MCLANE
So. • F • 6-2 • 183
Trenton, Mich.



18
CLAYTON PHILLIPS
Sr. • D • 6-0 • 195
Edina, Minn.



19
CONNOR MCMENAMIN
Jr. • F • 5-11 • 185
Collegeville, Pa.



21
KEVIN WALL
Jr. • F • 6-1 • 190
Penfield, N.Y.




23
TYLER PAQUETTE
So. • F • 6-3 • 205
Collegeville, Pa.



24
ADAM PILEWICZ
Sr. • F • 6-1 • 180
Sewickley, Pa.



25
JARED WESTCOTT
So. • F • 6-1 • 190
Imperial, Mo.



28
TYLER GRATTON
Jr. • F • 6-2 • 187
Pottstown, Pa.



29
CONNOR MACEACHERN
Jr. • F • 5-10 • 175
Brooklin, Ontario



30
DOUG DORR
So. • G • 6-4 • 200
Pittsburgh, Pa.



31
LIAM SOULIERE
So. • G • 5-11 • 180
Brampton, Ontario



35
OSKAR AUTIO
Sr. • G • 6-0 • 183
Espoo, Finland



HC
GUY GADOWSKY
Tenth Season
Colorado College '89



AC
KEITH FISHER
Tenth Season
St. Cloud State '00



AC
JULIANO PAGLIERO
First Season
Niagara '09



VA
MATT MORROW
First Season
Miami '10

PennStateMensHockey

@PennStateMhKY

