



# PENN STATE WOMEN'S VOLLEYBALL

## SEVEN-TIME NATIONAL CHAMPIONS

36 NCAA TOURNAMENT APPEARANCES | 16 BIG TEN TITLES

### 2017 SCHEDULE & RECORD

**Overall:** 7-0 (Home: 0-0, Away: 2-0, Neutral: 5-0)  
**Big Ten:** 0-0 (Home: 0-0, Away: 0-0)

#### AUGUST

West Virginia Invitational (Morgantown, W. Va.)		
25	vs. UT Martin	3-0
26	vs. Delaware	3-0
26	at West Virginia	3-0

#### SEPTEMBER

Texas A&M Tournament (College Station, Texas)		
1	vs. #1 Stanford	3-1
2	at Texas A&M	3-2
Big Ten/Pac-12 Challenge (Champaign, Ill.)		
8	vs. Colorado	3-0
9	vs. #4 Stanford	3-2
Penn State Classic		
15	vs. YALE	7:30 p.m.
16	vs. WAKE FOREST	10 a.m.
17	vs. OHIO	4:00 p.m.
22	vs. NEBRASKA*#	8 p.m.
23	vs. IOWA*	4 p.m.
29	vs. ILLINOIS*	7:30 p.m.

#### OCTOBER

6	at Ohio State*#	TBA
7	at Maryland*	7 p.m.
13	vs. MICHIGAN STATE*#	7 p.m.
20	at Purdue*	8 p.m.
21	at Indiana*	7 p.m.
25	vs. WISCONSIN*#	7 p.m.
28	at Illinois*	7 p.m.

#### NOVEMBER

1	at Michigan State*#	
4	vs. RUTGERS*	7 p.m.
8	at Iowa*#	9 p.m.
11	vs. MARYLAND*	7 p.m.
15	at Indiana*	7:30 p.m.
18	at Rutgers*	7 p.m.
24	at Wisconsin*	8 p.m.
25	at Minnesota*	8 p.m.
30-D2NCAA First/Second Rounds		TBA

#### DECEMBER

2 NCAA First/Second Rounds		TBA
8-9 NCAA Regionals		TBA
14-16 NCAA Championship		Kansas City, Mo.

Home matches played at Rec Hall in CAPS • All times Eastern and subject to change • \* Indicates Big Ten match • # Indicates TV match

### STRATEGIC COMMUNICATIONS

Women's Volleyball Contact: Jocelyn VerVelde  
 Email: jnv5@psu.edu  
 101-R Bryce Jordan Center  
 University Park, Pa. 16801

## WEEK 4: Penn State Classic

Friday, Sept. 15 - Saturday, Sept. 16 | Rec Hall (University Park, Pa.)

### #2 PENN STATE at Penn State Classic

**No. 2 PENN STATE**  
**NITTANY LIONS**  
**2017 Record:** 7-0  
**Head Coach:** Russ Rose  
**Record/Yrs:** 1,213-196/38

**YALE**  
**BULLDOGS**



**2017 Record:** 4-2

**Series Record:** PSU leads 9-0  
**Head Coach:** Erin Appleman

**WAKE FOREST**  
**DEMON DEACONS**



**2017 Record:** 7-2

**Series Record:** PSU leads 1-0  
**Head Coach:** Bill Ferguson

**OHIO**  
**BOBCATS**



**2017 Record:** 6-5

**Series Record:** PSU leads 1-0  
**Head Coach:** Deane Webb

### FIRST SERVE

>> After the third weekend of action, Penn State is No. 3 in the nation in hitting percentage at .340 as a team. Senior Haleigh Washington is in the fourth spot for the highest hitting percentage for an individual with a clip of 0.505.

>> Yale enters the weekend with a 4-2 record on the season led by head coach Erin Appleman. The Bulldogs are currently 19th in the country in blocks per set at 2.85. Penn State has a 9-0 all-time record over Yale. Appleman spent eight seasons at PSU as an assistant coach under Russ Rose.

>> Wake Forest enters with a 7-2 record led by Bill Ferguson. The ACC foe returns three starters and have already built off their 9-15 record in 2017. The Demon Deacons are currently No. 21 in blocks per set in the nation with 2.82. Penn State has a 1-0 record over the Deacs.

>> Ohio enters with a 6-5 record, but have six returning starters. Deane Webb is at the helm for the Bobcats. Penn state holds a 1-0 record over Ohio, with their only prior match-up coming in 2008.

>> At the WVU tournament, Haleigh Washington was named MVP, and Simone Lee was named to the All-Tournament team.

>> At the Texas A&M Tournament, Simone Lee was named MVP, Haleigh Washington was named 'Best Blocker' and Abby Detering was named "Best Setter."

>> This is the 18th season under Coach Russ Rose that Penn State has started a season with a 7-0 record.

>> Since 1979 under Coach Russ Rose, the Nittany Lions have had a 385-55 (.875) record during September. However, since 1995, the Lions are 227-21 for a 91.5-percent mark.

>> Penn State moved up two spots in the Week Three poll with a ranking of No. 1 from the AVCA. Seven Big Ten teams remain ranked in the Aug. 28 poll: Minnesota (1), Wisconsin (5), Nebraska (10), Purdue (15), Michigan (21), Michigan State (23) and Ohio State (25).

>> All six starters from the 2016 season and a total of 17 letter winners return to the court for Penn State. The Nittany Lions also welcome four newcomers.

>> The Big Ten coaches selected the Nittany Lions as the preseason favorite for 2017, marking the fourth time in the past five seasons and the 11th in the last 13 that Penn State has been tabbed as the preseason favorite.

>> Three Penn State's seniors, Ali Frantti, Simone Lee and Haleigh Washington, were named to the preseason All-Big Ten Volleyball team. Minnesota and Penn State had three honorees each.

>> A 12-day tour of Brazil, Penn State volleyball's fifth-ever foreign tour, was the highlight of Penn State's 2017 spring. The Nittany Lions traveled to Sao Paulo and Rio De Janeiro among other communities and visited iconic locations, including Paulista Avenue, Christ the Redeemer and Sugar Loaf Mountain. Penn State played at the Brazilian Olympic volleyball training site against top-tier competition and enjoyed the intercultural exchange.

>> The Nittany Lions' 15-match win streak in 2016 (Sept. 9-Oct. 22) was the second longest in the country during the span, topped only by No. 5 San Diego (16 straight).

>> Of its 24 victories in 2016, Penn State earned 19 (79%) by way of a 3-0 sweep.

>> Penn State saw four members of its team land postseason Big Ten honors, with Simone Lee and Haleigh Washington both earning unanimous All-Big Ten honors, while Tori Gorrell and Kendall White made the All-Freshmen Team.

>> Haleigh Washington added the 18th CoSIDA Academic All-America honor (third team, 2016) to Penn State's list of accolades. She is the 12th Nittany Lion to be recognized nationally through the program for academic achievement. Washington earned second-team honors in 2015.

## FOLLOW US



@PennStateVBALL



PennStateWomensVolleyball



PennStateWVB

GoPSUsports.com

1-800-NITTANY

# 2017 PENN STATE WOMEN'S VOLLEYBALL

## PENN STATE AT A GLANCE

### THE UNIVERSITY

Location: ..... University Park, Pa.  
 Founded: ..... 1855  
 Enrollment: ..... 41,359 (undergrad), 47,261 (UP overall)  
 Colors: ..... Blue & White  
 Nickname: ..... Nittany Lions  
 Conference: ..... Big Ten  
 President: ..... Dr. Eric J. Barron  
 Director of Athletics: ..... Sandy Barbour  
 Senior Woman Administrator: ..... Charmelle Green  
 Facility (capacity): ..... Rec Hall (5,812)

### COACHES & STAFF

Head Coach: ..... Russ Rose (39th season)  
 Alma Mater: ..... George Williams, 1975  
 Overall Record (Yrs/Pct): ..... 1,213-196 (38/.861)  
 School Record: ..... same  
 Associate Head Coach: ..... Salima Rockwell  
 Assistant Coach: ..... Craig Dyer  
 Director of Operations: ..... Jon Parry  
 Volunteer Assistant: ..... Dennis Hohenshelt  
 Office Phone: ..... (814) 863-7474  
 Office Fax: ..... (814) 865-1746  
 Office Address: ..... 235 Rec Hall

### TEAM INFORMATION

2016 Record: ..... 24-10  
 Home: ..... 16-2  
 Away: ..... 6-7  
 Neutral: ..... 2-1  
 Big Ten record (finish): ..... 14-6 (4th)  
 Final AVCA Ranking: ..... No. 10  
 Postseason Play: ..... NCAA Regional semifinal  
 First round: ..... defeated LIU Brooklyn, 3-0  
 Second round: ..... defeated Pitt, 3-0  
 Regional semifinal: ..... lost to Nebraska, 3-2  
 2017 Letterwinners R/L: ..... 15/7  
 2017 Starters R/L: ..... 6/0  
 Newcomers: ..... 4

### NITTANY LION VOLLEYBALL HISTORY

First Year of Volleyball: ..... 1976  
 All-Time Record (Years): ..... 1,264-239-4 (41)  
 All-Time Big Ten Record: ..... 454-66  
 Years/Win Pct.: ..... 26/.875  
 Big Ten Titles: ..... (16) '92, '93, '96, '97, '98, '99,  
 '03, '04, '05, '06, '07, '08, '09, '10,  
 '12, '13)  
 NCAA Tournament Appearances: ..... 36  
 NCAA Tournament Record: ..... 94-29  
 NCAA National Championships: ..... 7  
 (1999, 2007, 2008, 2009, 2010, 2013, 2014)

## 2017 ROSTER & 2017 QUICK STATS

NO. NAME	YR.	POS.	HT.	SP	K/S	%	A/S	SA/S	D/S	B/S	PTS
NO. NAME	YR.	POS.	HT.	SP	K/S	%	A/S	SA/S	D/S	B/S	PTS
1 Kathryn Cather	Jr	RS	6-2	0	0.00	0.00	0.00	0.00	0.00	0.00	0.00
2 Emily Sciorra	So.	DS	5-4	4	0.00	0.00	0.00	0.00	0.25	0.00	0.00
3 Kendall White	So.	DS	5-5	26	0.00	-1.000	0.65	0.12	4.04	0.00	3.0
5 Ali Frantti	Sr.	OH	6-1	25	2.96	.344	0.20	0.20	1.96	0.36	85.5
6 Nia Reed	RS-Jr.	OH	6-1	19	1.42	.194	0.00	0.00	0.26	0.53	32.0
7 Abby Detering	Sr.	S	6-0	26	1.88	.373	5.58	0.27	1.38	0.92	69.0
8 Lainy Pierce	Sr.	DS	5-8	21	0.00	0.00	0.05	0.07	0.52	0.00	1.0
10 Cami May	Fr.	MB	6-2	1	1.00	-.250	0.00	0.00	0.00	0.00	1.0
11 Tori Gorrell	RS-So.	MB	6-2	15	0.67	.318	0.07	0.00	0.20	0.87	17.0
12 Keeton Holcomb	Jr.	DS	5-7	0	0.00	.000	0.00	0.00	0.00	0.00	0.0
14 Kristin Krause	RS-Fr.	DS	5-7	0	0.00	0.00	0.00	0.00	0.00	0.00	0.0
15 Haleigh Washington	Sr.	MB	6-3	26	2.46	.505	0.04	0.04	0.46	1.31	84.5
17 Michaela Putnicki	Fr.	OH	6-1	2	2.00	.375	0.00	0.00	1.50	0.00	4.0
18 Allison Farrell	So.	DS	5-6	1	0.00	.000	0.00	0.00	0.00	0.00	0
19 Heidi Thelen	Sr.	RS	6-2	24	1.38	.391	0.04	0.00	0.29	0.96	46.0
21 Bryanna Weiskircher	RS-Jr.	S	6-0	26	0.15	.334	6.92	0.35	2.50	0.00	13.0
22 Simone Lee	Sr.	OH	6-0	26	4.08	.292	0.00	0.12	1.85	0.38	115.0
23 Clare Powers	RS-Jr.	OH	6-3	2	1.00	.250	0.00	0.00	1.00	0.00	2.0

<b>PENN STATE</b>	26	14.38	.340	13.50	1.15	13.35	2.69	474.0
<b>OPPONENTS</b>	26	10.81	.166	10.38	0.69	10.62	1.77	345.0

### ALPHABETICAL

NO. NAME	YR.	POS.	HT.	HOMETOWN/HIGH SCHOOL (COLLEGE)
1 Kathryn Cather	Jr.	OPP	6-2	Hoover, Ala./Hoover (Mississippi)
7 Abby Detering	Sr.	S	6-0	Mentor, Ohio/Lake Catholic (Florida)
18 Allison Farrell	So.	DS	5-6	Lombard, Ill./Glenbard East
5 Ali Frantti	Sr.	OH	6-1	Spring Grove, Ill./Richmond Burton
11 Tori Gorrell	RS-So.	MB	6-2	Oakville, Ontario (Canada)/Abbey Park
12 Keeton Holcomb	Jr.	DS	5-7	Bellville, Texas/Bellville
14 Kristin Krause	RS-Fr.	DS	5-7	Allentown, Pa./Parkland
22 Simone Lee	Sr.	OH	6-1	Menomonee Falls, Wis./Menomonee
10 Cami May	Fr.	MB	6-2	Katy, Texas/Cinco Rancho
8 Lainy Pierce	Sr.	DS	5-8	Eden, N.Y./Eden
23 Clare Powers	RS-Jr.	OH	6-3	Aptos, Calif./Archbishop Mitty (Saint Mary's)
17 Michaela Putnicki	Fr.	OH	6-1	Monument, Colo./Lewis-Palmer
6 Nia Reed	RS-Jr.	OH	6-1	Fort Lee, N.J./Immaculate Heart Academy
2 Emily Sciorra	So.	DS	5-4	Chantilly, Va./Chantilly
19 Heidi Thelen	Sr.	OPP	6-2	Edgewood, Ky./Notre Dame Academy
15 Haleigh Washington	Sr.	MB	6-3	Colorado Springs, Colo./Doherty
21 Bryanna Weiskircher	RS-Jr.	S	6-0	Rockford, Ill./Boylan Catholic
3 Kendall White	So.	DS	5-5	Indianapolis, Ind./Cathedral

### PRONUNCIATIONS

Detering	DEET-er-ing	Muller	MULL-ler
Thelen	Th-EE-len	Keeton	KEY-ton
Frantti	Fran-TEE	Holcomb	HOLE-comb
Bryanna	Bree-yah-nuh	Sciorra	SHORE-Uh
Weiskircher	Weis-KIR-ch-er		

# 2017 PENN STATE WOMEN'S VOLLEYBALL

## SCOUTING THE BULLDOGS

Series: PSU leads 9-0

### Last Three Matches

Date	Site	Result
9/13/14	N	W, 3-0
9/21/13	H	W, 3-0
12/6/08	H	W, 3-0

### By the Numbers

at home.....	4-0
away.....	1-0
at neutral sites.....	9-0
Current streak.....	PSU, W9

### Tale of the Tape

PSU.....	Yale
7-0.....	2017 Record.....4-2
14.38.....	K/S.....12.35
.340.....	Hitting %......195
13.35.....	D/S.....13.05
2.69.....	B/S.....2.85

## SCOUTING THE DEMON DEACONS

Series: Penn State leads, 1-0

### Last Match

Date	Site	Result
10/27/78	N	W, 2-0

### By the Numbers

at home.....	0-0
away.....	0-0
at neutral sites.....	1-0
Current streak.....	PSU, W1

### Tale of the Tape

PSU.....	WF
7-0.....	2017 Record.....7-2
14.38.....	K/S.....12.79
.340.....	Hitting %......217
13.35.....	D/S.....13.48
2.69.....	B/S.....2.82

## SCOUTING THE BOBCATS

Series: Penn State leads, 1-0

### Last Three

Date	Site	Result
8/31/08	N	W, 3-0

### By the Numbers

at home.....	0-0
away.....	0-0
at neutral sites.....	1-0
Current streak.....	PSU, W1

### Tale of the Tape

PSU.....	OU
7-0.....	2017 Record.....6-5
14.38.....	K/S.....12.5
.340.....	Hitting %......184
13.35.....	D/S.....14.29
2.69.....	B/S.....1.88

## NEWS & NOTES

### FOR OPENERS

The Nittany Lions open their 42nd season of volleyball with Coach Russ Rose directing the program since 1979. Penn State is one of only two programs to compete in all 36 NCAA Tournaments since 1981 and Rose has been at the helm of the program for its seven National Championships.

### 2017 MATCHES BY MONTH

Here's a quick snapshot of the Nittany Lions' month-by-month schedule for 2017.

	August	September	October	November
Away	3	4	4	4
Home	7	7	4	3
Nonconference	3	7	--	--
Big Ten	--	4	8	7

### NITTANY LIONS MONTH - BY-MONTH UNDER ROSE

Penn State has won nearly 90 percent of its matches in the month of August since 1979. Here's a breakdown of the Nittany Lions' record in each month.

	August	September	October	November
Since 1979	53-6.....898	384-55....875	392-51.....885	298-51.....854

### RECORD AGAINST 2017 OPPONENTS

Penn State owns a 600-115 (.839) combined series record against its 2017 opponents, including a 454-66 (.873) mark in Big Ten matches since joining the conference in 1991. The Nittany Lions own a 539-104-1 (.840) mark all-time against current Big Ten opponents.

### LONG TIME NO SEE

It's been a minute or two since the Nittany Lions have played two of the nonconference opponents on the 2017 schedule. Penn State and Wake Forest met only once previously, in 1978. Penn State and Texas A&M have met three times in program history, last in 1990.

### ONLY TWO

Penn State's nonconference slate is highlighted by back-to-back weekend meetings with the reigning national champion Stanford Cardinal. The two teams are the only two programs to have reached every NCAA Tournament. Both have an NCAA-record seven national titles.

### FRANTTI JOINS 1,000 KILL CLUB

Senior Ali Frantti put down 11 kills in the opening weekend of action to become the 26th Nittany Lion with 1,000 career kills. Frantti is the first Penn State volleyball player to join the 1,000-kill ranks since Megan Courtney (2012-15). Frantti needs 17 kills to move into the Nittany Lion top-25 list for career kills.

### ALL-TIME CAREER KILLS LEADERBOARD

Rank	TK	Name, Year
1.	2,282	Lori Barberich, 1981-84
24.	1,069	Zeynep Ton, 1992-95
25.	<b>1,064</b>	<b>ALI FRANTTI, 2014-PRES.</b>

### FRANTTI EARNS B1G HONOR

Ali Frantti (Spring Grove, Ill.) put on a show in her home state last weekend at the Big Ten/Pac-12 Challenge. The senior outside hitter put together her two best matches of the season this past weekend and helped the Nittany Lions go 2-0 at the Big Ten/Pac-12 Challenge, hosted by Illinois. She finished the weekend with 37 kills, for 4.62 per set, on a clip of .378 from the pin. She added 11 digs, three blocks and led the team with 40.0 total points on the weekend which led to her being named the Big Ten Player of the Week. Against Colorado, she put down 17 kills on a clip of .469 as she made just two errors in 32 attempts. She also added six digs and a block. In the Nittany Lions five-set victory of No. 4 Stanford, Frantti put down a season-high 20 kills on a clip of .310, adding five digs, two blocks and an ace. This was the first Big Ten Player of the Week honor of her career.

### WEEKLY HONORS:

**ALI FRANTTI** - Big Ten Player of the Week (Week of Sept. 11)

**HALEIGH WASHINGTON** - Big Ten Player of the Week, Sports Impact/AVCA National Player of the Week (Week of Sept. 4)

**ABBY DETERING** - espnW National Player of the Week, The Daily Collegian Player of the Week, PrepVolleyball.com Player of the Week, Highmark Student-Athlete of the Week (Week of Sept. 4)

# 2017 PENN STATE WOMEN'S VOLLEYBALL

## RECORDS vs. 2017 OPPONENTS

### NON-CONFERENCE

Team	W-L	Last
Tennessee-Martin	--	First Meeting
Delaware	3-0	PSU, 3-0 (12/3/11)
West Virginia	28-0	PSU, 3-0 (8/26/16)
Stanford	10-9	STAN, 3-0 (9/4/16)
Texas A&M	3-0	PSU, 3-0 (9/21/90)
Colorado	6-2	COLO, 3-2 (9/3/16)
Yale	9-0	PSU 3-0 (9/13/14)
Wake Forest	1-0	PSU 2-0 (10/27/78)
Ohio	1-0	PSU 3-0 (8/31/08)

### BIG TEN CONFERENCE

Team	W-L	Last
Wisconsin	46-8	WISC, 3-1 I(10/28/16)
Minnesota	46-10	MINN, 3-0 (10/29/16)
Nebraska	10-19	NEB, 3-2 (12/9/16)
Iowa	50-0	PSU, 3-0 (11/5/16)
Illinois	43-10	PSU, 3-1 (11/26/16)
Northwestern	51-9	PSU, 3-0 (11/25/16)
Purdue	54-6	PSU, 3-0 (11/19/16)
Indiana	50-1	PSU, 3-0 (10/15/16)
Michigan	48-5	MICH, 3-2 (10/22/16)
Michigan St.	42-7	PSU, 3-0 (9/30/16)
Ohio St.	47-15	OSU, 3-2 (11/12/16)
Rutgers	29-9	PSU, 3-0 (10/8/16)
Maryland	23-5	PSU, 3-1 (11/11/16)

## PENN STATE'S RECORD WHEN ...

Playing at home.....	0-0
Playing on the road.....	2-0
Playing at a neutral site.....	5-0
Current streak.....	W7
Big Ten matches.....	0-0
Non-conference matches.....	7-0
In three-set matches.....	4-0
In four-set matches.....	1-0
In five-set matches.....	2-0
When winning the first set.....	5-0
When losing the first set.....	2-0
When winning the second set.....	7-0
When losing the second set.....	0-0
Hitting .300 +.....	5-0
Hitting .200 -.299.....	2-0
Out-hitting a team.....	5-0
Out-hit by a team.....	0-0
Playing a ranked team.....	1-0
Playing an unranked team.....	4-0
On TV.....	1-0
In August.....	3-0
In September.....	4-0
In October.....	0-0
In November.....	0-0

### LEE POSTS RECORD DAY IN WIN OVER TEXAS A&M

Simone Lee put down 30 kills for just the second time in her career as she helped the Nittany Lions to a 3-2 win over Texas A&M in the Aggies' home arena. Lee (Menomonee Falls, Wis.) found her offensive rhythm early against the Aggies and tallied 12 kills through the first two sets alone. The senior finished the match with 30 at a clip of .456. She was reliable through each set, providing offense both in the front row and with a thundering back row attack.

### FRANTTI JOINS 1,000 KILL CLUB

Senior Ali Frantti put down 11 kills on the opening weekend of action to become the 26th Nittany Lion with 1,000 career kills. Frantti is the first Penn State volleyball player to join the 1,000-kill ranks since Megan Courtney (2012-15). Frantti needs 17 kills to move into the Nittany Lion top-25 list for career kills.

### AVCA POLL: RELEASE #4

Penn State moved up to No. 2 team in the nation with the AVCA Week Two Poll released Sept. 11.

### RECORD AGAINST 2017 OPPONENTS

Penn State owns a 600-115 (.839) combined series record against its 2017 opponents, including a 454-66 (.873) mark in Big Ten matches since joining the conference in 1991. The Nittany Lions own a 539-104-1 (.840) mark all-time against current Big Ten opponents.

### HOME COURT ADVANTAGE

Including a 16-2 mark in 2016, Penn State owns a 611-38 (.942) all-time record at home in Rec Hall. Penn State is 269-22 all-time against current Big Ten opponents at Rec Hall. Only the Buckeyes have defeated the Nittany Lions on their home court more than three times in program history, having topped PSU five times. Illinois, Minnesota, Michigan State and Nebraska are the only four teams to beat PSU at home more than once.

### BIG TEN COACHES SELECT PENN STATE TO WIN 2017 CONFERENCE TITLE

Penn State opens the season ranked No. 4 in the Big Ten Preseason Poll, released by the conference early this week. The Big Ten Preseason poll is selected by votes from all 14 conference head coaches.

### PRESEASON ALL-BIG TEN NITTANY LIONS

Seniors Ali Frantti, Simone Lee and Haleigh Washington have been named to the 2017 Preseason Big Ten Volleyball Team. It's the third time Frantti and Washington have earned the preseason honors and the first year for Lee to be included on the list.

## 2017 NITTANY LIONS BROADCAST & LIVE AUDIO

### NITTANY LIONS ON TV

There's no need to worry this year if you can't follow Penn State on the road or make it to every home match. As one of the nation's top volleyball programs, Penn State has earned regional and national exposure. This year, the Nittany Lions will be on television at least six times on the Big Ten Network with matches available via live stream on GoPSUsports.com or on BTN Plus.

### PENN STATE WOMEN'S VOLLEYBALL TV MATCH SCHEDULE

DATE	OPPONENT	TIME	TV
Friday, Sept. 22	vs. Nebraska	8 p.m.	BTN
Friday, Oct. 13	vs. Michigan State	7 p.m.	BTN
Friday, Oct. 20	at Purdue	8 p.m.	BTN
Wednesday, Oct. 25	vs. Wisconsin	7 p.m.	BTN
Wednesday, Nov. 1	at Michigan State	7 p.m.	BTN
Wednesday, Nov. 8	at Iowa	9 p.m.	BTN

All times are Eastern.

### PENN STATE CONTINUES LIVE AUDIO IN 2017

Continuing in 2017, Penn State fans worldwide will be able to tune into a live audio broadcast. The audio broadcast will be available exclusively on GoPSUsports.com and offered to fans free of charge.



# 2017 PENN STATE WOMEN'S VOLLEYBALL

## AVCA TOP 25 COACHES' POLL

Poll #3 • Sept. 11, 2017

NO.	SCHOOL	PTS.	RECORD	PREV.
1	Minnesota (40)	1568	8-0	1
2	<b>PENN STATE (14)</b>	<b>1517</b>	<b>7-0</b>	<b>3</b>
3	Florida (10)	1507	4-0	2
4	Stanford	1362	5-2	4
5	Wisconsin	1343	7-0	6
6	Texas	1319	6-2	5
7	Washington	1169	8-1	8
8	Creighton	1093	7-2	9
9	Kansas	1082	9-1	7
10	Nebraska	1067	5-2	12
11	Oregon	899	7-1	14
12	Kentucky	827	7-2	13
13	UCLA	821	5-2	11
14	BYU	778	8-1	10
15	Purdue	721	8-1	17
16	Utah	658	8-1	18
17	San Diego	527	6-3	15
18	Southern California	518	7-2	19
19	Iowa State	395	7-0	22
20	Florida State	371	5-1	20
21	Michigan	328	7-2	16
22	Colorado State	316	8-1	25
23	Michigan State	288	5-1	21
24	North Carolina	46	2-4	NR
25	Ohio State	41	5-3	24

**RECEIVING VOTES:** Cal Poly 37; Wichita State 37; Baylor 31; Illinois 25; Washington State 25; Western Kentucky 19; Missouri State 16; Colorado 13; Miami (FL) 10; Notre Dame 7; Northern Iowa 4

\*2017 opponents underlined.

## PRESENCE IN THE COACHES' POLL

Aug. 9: #6  
 Aug. 28: #5  
 Sept. 4: #3  
 Sept. 11: #2

## 2017 PRESEASON BIG TEN POLL

1. **PENN STATE**
2. Nebraska
3. Minnesota
- 4.. Michigan State
5. Wisconsin
6. Purdue
7. Michigan
8. Ohio State
9. Illinois
10. Iowa
11. Maryland
12. Northwestern
13. Indiana
14. Rutgers

### MR. 1,200

With a 3-0 win over Michigan State on Sept. 30, 2016, Russ Rose became the first active Division I volleyball coach to reach the 1,200-win mark. Rose holds the title of winningest coach in Division I, tallying a 1,213-196 record to date. Following the retirement of Hawaii's Dave Shoji, Rose is the only active coach with 1,200 or more Division I wins. Along with Shoji and former UCLA head coach Andy Banachowski, the three are the only DI coaches in NCAA women's volleyball coaching history to total 1,100 or more DI victories.

### WVB ANNOUNCES TIME CHANGE

The Penn State women's volleyball team has announced a time change for the Sept. 23 match against Iowa at Rec Hall. The new start time will be 4 p.m. The change in time was to enable fans to attend the volleyball match before tuning in as the Penn State football team makes their first visit to Iowa since 2012 with a kick at 7:30 p.m. and air on ABC. The Nittany Lions and Hawkeyes square off in Kinnick Stadium in Iowa City Iowa.

### AVCA ALL-AMERICANS

Two Nittany Lions were selected to the AVCA DI All-America teams in 2016. Haleigh Washington and Simone Lee both landed on the first team, marking Washington's second selection and Lee's first.

Penn State has earned at least three selections to one of the three AVCA All-America teams in 10 of the last 11 seasons, bolstering the Nittany Lions' total number of All-America honors to 91 since 1979. Hall of Fame head coach Russ Rose has also mentored at least one All-American in 37 of his 38 seasons at Penn State.

### LEE, WASHINGTON, FRANTI GARNER AVCA ALL-REGION RECOGNITION

A trio Penn State women's volleyball juniors were named to the AVCA Northeast Region team. Outside hitter Simone Lee and middle blocker Haleigh Washington were both named to the regional team with Lee earning her first honors and Washington her second consecutive nod. Classmate Ali Franti was named an honorable mention. The three all-region honors brings Penn State's total number of selections to 93 in program history.

### FOUR NITTANY LIONS GARNER POSTSEASON B1G HONORS

Penn State saw four members of the team land postseason Big Ten honors, with Simone Lee and Haleigh Washington both earning unanimous All-Big Ten honors as juniors, while Tori Gorrell and Kendall White made the All-Freshmen Team.

The honor marked Lee's first time being named to the All-Big Ten Team. Washington's selection marks her fourth annual Big Ten honor – she was a unanimous All-Big Ten selection in 2015 and named B1G Freshman of the Year as well as a member of the All-Big Ten Team in 2014. Lee and Washington became Penn State's 80th and 81st All-Big Ten performers. The duo were two of 10 unanimous selections. Gorrell and White were the 18th and 19th Big Ten All-Freshman Team selections.

### WASHINGTON A COSIDA ACADEMIC ALL-AMERICAN

Penn State's Haleigh Washington earned third-team CoSIDA Academic All-America honors during the 2016 season for her second overall Academic All-America selection after being named to the second team in 2015.

Washington was selected from a group of more than 40 student-athletes who earned academic all-district honors earlier this season. Washington was the 18th Nittany Lion in program history to earn Academic All-America honors and Penn State's 195th overall selection. Penn State's 195 All-America selections rank fifth among all programs and fourth among Division I schools.

### VOLLEYBALL MAGAZINE ALL-AMERICANS

Penn State earned two Volleyball Magazine All-America selections for the third consecutive year. Simone Lee was named to the second team, while Haleigh Washington took home third-team honors.

### 15-STRAIGHT

After opening the season at 2-3, the Nittany Lions put together its longest win streak of the past two seasons, winning 15 straight matches spanning from Sept. 9 until Oct. 22, when Penn State dropped a tough five-setter to then-No. 16 Michigan. The 15-match win streak was the second longest in the country during the span, topped only by No. 5 San Diego (16 straight). During the win streak, Penn State dropped only three total sets, knocking off five ranked opponents during the span including then-No. 1 Minnesota. Additionally, the streak beat the team's longest win streak in 2015, in which Penn State won its first 13 matches.

### LEE ETCHES MARKS IN SINGLE-SEASON RECORDS

With her seventh kill against Northwestern on Nov. 25, junior Simone Lee etched her name in the Penn State record books, cracking the top-five for single season kills in the 25-point rally scoring era. Lee finished the season with 503 total kills following a 20-kill outing in the NCAA regional semifinal against Nebraska. With 14 kills against Pitt in the second round of the NCAA Tournament, Lee sprang into third place on the single-season leaderboard. Her kills per set (4.16) also ranks third on Penn State's single-season chart.

# 2017 PENN STATE WOMEN'S VOLLEYBALL



## RUSS ROSE AT A GLANCE

It's been nearly four decades since Russ Rose arrived on campus. Entering his 39th season, the AVCA Hall of Fame head coaches' record-setting seven NCAA national titles and 16 Big

Ten championships speak directly to the confidence and character he's passed along throughout his career.

As each year passes, his list of accomplishments continue to swell, but a quick snapshot of his legendary tenure might read something like this: The leader of a women's volleyball powerhouse who's kept his program among the nation's elite for nearly 40 years, guiding his teams to a record-setting seven NCAA national titles, including an unprecedented four consecutive championships from 2007-10. Along with 16 Big Ten titles, his program is one of only two women's volleyball schools to compete in all 36 NCAA Division I Women's Volleyball National Championship events. He's produced four AVCA National Players of the Year, 13 Big Ten Conference Players of the Year and at least one AVCA All-American in 37 of 38 seasons. His student-athletes excel in the classroom as well, with an outstanding 182 Academic All-Big Ten selections and 12 Academic All-Americans who have earned 18 selections.

## BY THE NUMBERS ...

- NO. 1  
All-Time Winning Percentage (.861) among active DI coaches
- 36  
Straight NCAA Tournament appearances
- 16  
Big Ten titles in 23 years
- 182  
Academic All-Big Ten selections in 23 years
- 21  
Conference Players of the Year in last 28 years
- At least 1 All-American in 37-of-38 seasons
- 2007 AVCA Hall of Fame Inductee
- 2005 USA Volleyball All-Time Great Coach Honoree
- 2000 US Olympic Committee Coach of the Year
- Five-time AVCA Coach of the Year  
1997, 1999, 2007, 2008, 2013
- Six-time AVCA Midwest Region Coach of the Year  
1996, 2007, 2008, 2009, 2010, 2012
- Three-time Volleyball Monthly Coach of the Year  
1990, 1993, 1999
- Seven-time Midwest Region Coach of the Year  
1990, 1992, 1993, 1994, 2007, 2008, 2012
- 14-time Big Ten Conference Coach of the Year  
1992, 1993, 1996, 1997 (co), 1998, 2003 (co),  
2005, 2006, 2007, 2008, 2009, 2010, 2012, 2013
- 1996 District II Coach of the Year
- Six-Time Atlantic 10 Coach of the Year
- Five-time Northeast Region Coach of the Year
- National Jewish Sports Hall of Fame
- 2010 USAV Leader in Volleyball

## 25-POINT RALLY SCORING

SINGLE-SEASON TOTAL KILLS			KILLS PER SET		
Rank	K	Name, Year	Rank	Avg	Name, Year
1.	560	Megan Hodge, 2009	1.	4.67	Megan Hodge, 2009
2.	521	Blair Brown, 2010	2.	4.24	Blair Brown, 2010
<b>3.</b>	<b>503</b>	<b>SIMONE LEE, 2016</b>	<b>3.</b>	<b>4.16</b>	<b>SIMONE LEE, 2016</b>
4.	470	Megan Hodge, 2008	4.	4.09	Megan Hodge, 2008
5.	469	Ariel Scott, 2012	5.	3.78	Nicole Fawcett, 2008

## NITTANY LIONS AMONG NATION'S ELITE IN EFFICIENCY IN 2016

Penn State has been extremely successful keeping its offense among the top in the country. The Nittany Lions ranked first in the Big Ten and fourth in Division I in hitting efficiency, attacking a .290 clip. Junior Haleigh Washington continued to be one of the most consistent offensive threats in the country in 2016, ranked among the best in the nation in hitting efficiency. Hitting at a .430 clip in all matches in 2016, the Colorado Springs, Colorado, product led the Big Ten and ranked third among NCAA Division I players in hitting percentage.

The Nittany Lions not only excelled at having one of the most efficient offenses in the country, but also at limiting those of the opposition. PSU ranks 48th nationally and ranks second in the Big Ten in limiting opponents hitting, holding foes to a .173 clip. The team also has contributed an impressive blocking performance thus far, finishing regular season action averaging 2.53 blocks per set, good for fourth in the conference and 35th nationally.

## SWEEPING VICTORIES

Penn State earned 19 of its 24 (79%) victories during the 2016 season by way of a 3-0 sweep. Penn State also limited five teams in Georgia Southern, Siena, Rhode Island, Rutgers and LIU Brooklyn to under 40 total points. The Nittany Lions limited LIU Brooklyn to just 30 points in the first round of the NCAA tournament, marking a season low for Penn State's points against.

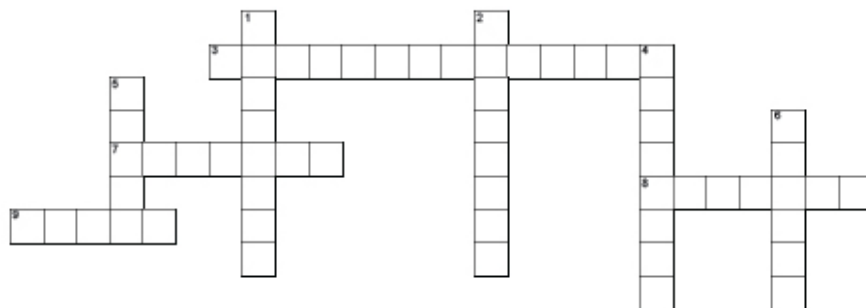
## STREAKING!

Penn State holds the four of the top-five winning streaks in Big Ten history. Penn State's most recent record-setting streak of 65 consecutive matches began on Nov. 11, 2006 and ended on Sept. 24, 2010 at Illinois, the longest streak in league history. Penn State's other two conference winning streaks were 49 matches and 41. Penn State's 33-match winning streak, dating back to Oct. 17, 2014 was snapped during the 2015 season in a 3-2 loss to then-fourth-ranked Nebraska.

## Top Five Big Ten Winning Streaks

- 65 - Penn State (11/11/06 - 9/18/10) - snapped at Illinois (9/24/10)
- 49 - Penn State (11/1/97 - 11/27/99) - snapped at Wisconsin (9/22/00)
- 41 - Penn State (10/22/04 - 10/21/06) - snapped at Wisconsin (10/27/06)
- 40 - Illinois (11/15/85 - 11/20/87) - snapped at Purdue (11/27/87)
- 33 - Penn State (10/17/14 - 10/2/15) - snapped vs. Nebraska (10/2/15)

## Penn State Volleyball



### ACROSS

- 3 Hometown of Simone Lee
- 7 Home of PSU volleyball
- 8 Recorded her 1,000 career kill this season
- 9 Number of national championships #PSUWVB has

### DOWN

- 1 PSU's first Big 10 opponent in 2017
- 2 Earned her first career triple-double
- 4 Non-conference opponent PSU plays twice in 2017
- 5 PSU's AVCA Ranking on Sept. 4
- 6 Postison Byranna Weiskircher plays

# 2017 PENN STATE WOMEN'S VOLLEYBALL

## MILESTONE TRACKER

### CAREER KILLS

MILESTONE	NAME	# TO GO
300 Kills	Tori Gorrell (211)	89
	Heidi Thelen (289)	11
900 Kills	Haleigh Washington (865)	35
1,000 Kills	Simone Lee (902)	98
1,100 Kills	Ali Frantti (1064)	37

### CAREER BLOCKS

MILESTONE	NAME	# TO GO
100 Blocks	Abby Detering (73)	27
	Bryanna Weiskircher (88)	12
200 Blocks	Tori Gorrell (134)	66
	Simone Lee (152)	48
	Ali Frantti (184)	16
	Heidi Thelen (190)	10
500 Blocks	Haleigh Washington (427)	73

### CAREER DIGS

MILESTONE	NAME	# TO GO
100 Digs	Lainy Pierce (91)	9
200 Digs	Haleigh Washington (172)	28
300 Digs	Abby Detering (275)	25
400 Digs	Bryanna Weiskircher (371)	29
	Simone Lee (309)	91
700 Digs	Ali Frantti (645)	55
	Kendall White (605)	95

## 2017 20-KILL PERFORMANCES

### SIMONE LEE

KILLS	OPPONENT	DATE
30	AT TEXAS A&M	9/2/17
21	VS. STANFORD	9/9/17

### ALI FRANTTI

20	VS. STANFORD	9/9/17
----	--------------	--------

## 2017 DOUBLE-DOUBLE PERFORMANCES

Detering, Abby	11 kills, 23 assists, 10 digs; vs Stanford, Sep 01, 2017
Detering, Abby	10 kills, 21 assists; vs Colorado, Sep 08, 2017
Frantti, Ali	10 kills, 14 digs; vs Stanford, Sep 01, 2017
Frantti, Ali	16 kills, 13 digs; at Texas A&M, Sep 02, 2017
Lee, Simone	11 kills, 12 digs; vs DELAWARE, Aug 26, 2017
Washington, Haleigh	11 kills, 10 blocks; vs Stanford, Sep 09, 2017
Weiskircher, Bryanna	22 assists, 11 digs; vs Stanford, Sep 01, 2017
Weiskircher, Bryanna	31 assists, 11 digs; at Texas A&M, Sep 02, 2017
Weiskircher, Bryanna	27 assists, 10 digs; vs Colorado, Sep 08, 2017
Weiskircher, Bryanna	29 assists, 12 digs; vs Stanford, Sep 09, 2017

## THE LAST TIME A NITTANY LION ...

Had 30 or more kills.....	30 - Simone Lee vs. Stanford (9/1/17)
Had 10 or more blocks .....	10 - Haleigh Washington vs. Stanford (9/9/17)
Had eight or more aces .....	8 - Micha Hancock at Maryland (11/22/14)
Had 30 or more digs .....	32 - Kendall White vs. Nebraska (11/4/16)
Had 80 or more assists.....	82 - Samantha Spink vs. Illinois (11/24/95)
Hit .800 or better (min. 12 kills).....	.929 (13-0-14) A. Wilson vs. St. Francis (9/19/09)

## THE LAST TIME PENN STATE ...

### VS. NON-CONFERENCE OPPONENTS (REGULAR-SEASON MATCHES)

Won a match .....	vs. Stanford, 9/9/17 (24-26, 25-22, 23-25, 25-17, 15-11)
Lost a match .....	vs. Stanford, 9/4/16 (24-26, 18-25, 22-25)
Won at home .....	vs. Clemson, 9/17/16 (25-14, 25-17, 25-12)
Lost at home .....	vs. North Carolina, 8/27/16 (16-25, 25-22, 21-25, 25-23 15-9)
Won 3-0 at home .....	vs. Clemson, 9/17/16 (25-14, 25-17, 25-12)
Lost 3-0 at home.....	vs. UC-Santa Barbara, 9/18/86 (1-15, 7-15, 13-15)
Won 3-0 on the road .....	vs. Colorado, 9/08/17 (25-22, 25-18, 25-21)
Lost 3-0 on the road .....	vs. Stanford, 9/4/16 (24-26, 18-25, 22-25)

### VS. BIG TEN OPPONENTS (REGULAR-SEASON MATCHES)

Won a match .....	vs. Illinois, 11/26/16 (25-18, 26-24, 19-25, 25-21)
Lost a match .....	at Nebraska, 11/16/16 (17-25, 14-25, 22-25)
Won at home .....	vs. Illinois, 11/26/16 (25-18, 26-24, 19-25, 25-21)
Lost at home .....	vs. Nebraska, 11/4/16 (25-22, 17-25, 23-25, 25-23, 11-15)
Won 3-0 at home .....	vs. Northwestern 11/25/16 (25-23, 25-23, 25-16)
Lost 3-0 at home.....	vs. Minnesota, 10/18/03 (26-30, 18-30, 21-30)
Won 3-0 on the road.....	at Indiana, 10/15/16 (25-16, 25-18, 25-18)
Lost 3-0 on the road .....	at Nebraska, 11/16/16 (17-25, 14-25, 22-25)

### ALL MATCHES

Won a match .....	vs. Stanford, 9/9/17 (24-26, 25-22, 23-25, 25-17, 15-11)
Lost a match .....	at Nebraska, 11/16/16 (17-25, 14-25, 22-25)
Won at home .....	vs. Pitt, 12/3/16 (20-25, 25-16, 25-13, 25-18)
Lost at home .....	vs. Nebraska, 11/4/16 (25-22, 17-25, 23-25, 25-23, 11-15)
Won 3-0 at home .....	vs. LIU Brooklyn, 12/2/16 (25-8, 25-16, 25-6)
Lost 3-0 at home.....	vs. Minnesota, 10/18/03 (26-30, 18-30, 21-30)
Won 3-0 on the road.....	vs. Colorado, 9/08/17 (25-22, 25-18, 25-21)
Lost 3-0 on the road .....	at Nebraska, 11/16/16 (17-25, 14-25, 22-25)

## PACKING REC HALL ONCE AGAIN

Penn State closed out the regular season as one of the nation's leaders in attendance, ranking top five in the country with an average of 3,385 fans per match at the end of the regular season with other Big Ten schools, Nebraska, Wisconsin and Minnesota. (Figures provided by the NCAA at the end of the 2016 regular season) Penn State highlighted the year with a sold out crowd of 5,564 against Nebraska.

The Big Ten led all Division I conferences in overall and average attendance, averaging 2,770 fans per match with the Pac-12 ranking second with an average of 1,399 followed by the Big 12 in third at 1,370..

	TOTAL	AVG.	HOME		TOTAL	AVG.	HOME
SCHOOL	ATTEN.	ATTEN.	DATES	SCHOOL	ATTEN.	ATTEN.	DATES
1 Nebraska	155,986	8,210	19	16 Colorado St.	31,427	2,245	14
2 Hawaii	128,414	6,759	19	17 UNI	31,290	2,086	15
3 Wisconsin	94,829	5,927	16	18 Iowa	30,695	1,918	16
4 Minnesota	82,190	4,835	17	19 Stanford	29,558	1,847	16
<b>5 Penn St.</b>	<b>60,927</b>	<b>3,385</b>	<b>18</b>	20 Louisville	29,482	1,965	15
6 Michigan St.	53,895	2,994	18	21 Oregon	29,253	1,625	18
7 Texas	43,806	2,434	18	22 Wichita St.	27,163	2,264	12
8 Purdue	40,593	2,537	16	23 Michigan	25,905	1,439	18
9 Kansas St.	36,063	2,121	17	24 Colorado	24,014	1,601	15
10 Missouri	35,652	2,547	14	25 Duke	23,593	1,388	17
11 Illinois	33,614	2,586	13	26 Ohio	23,162	2,106	11
12 BYU	32,217	1,895	17	27 Ohio State	22,279	1,714	13
13 Washington	31,628	2,259	14	28 Utah	20,259	1,447	14
14 Iowa St.	31,543	2,426	13	29 Kentucky	20,194	1,553	13
15 North Carolina	31,506	2,100	15	30 New Mexico	19,961	1,248	16

# 2017 PENN STATE WOMEN'S VOLLEYBALL

## 2017 INDIVIDUAL MATCH-BY-MATCH LEADERS

DATE	OPP.	KILLS	ATTACKS	ACES	ASSISTS	DIGS	BLOCKS
Aug. 25	UT Martin	Lee - 10	Lee - 16	Detering/Weiskircher - 2	Weiskircher - 27	Lee - 8	Thelen - 5
Aug. 26	Deleware	Lee - 11	Lee - 21	Three tied at 1	Weiskircher - 24	Lee - 12	Detering - 4
Aug. 26	at West Va.	Lee - 12	Lee - 22	Three tied at 1	Weiskircher - 20	White - 11	Thelen - 5
Sept. 1	vs. #1 Stanford	Lee/Detering -11	Lee - 39	Frantti/Weiskircher - 2	Detering - 23	White - 20	Washington - 7
Sept. 2	vs. Texas A&M	Lee - 30	Lee - 57	Weiskircher - 3	Detering 32	White - 15	Washington - 6
Sept. 8	vs. Colorado	Frantti - 17	Lee - 33	Lee - 2	Weiskircher - 27	White - 14	Gorrell - 3
Sept. 9	vs. #4 Stanford	Lee - 21	Lee - 48	Detering - 2	Weiskircher - 29	White - 22	Washington - 10

## 2017 TEAM MATCH-BY-MATCH COMPARISON

Date	Opponent	Score	Kills	Errors	TA	Hit%	Assists	SA	SE	RE	Digs	Blocks	BS	BA	BE	BHE
Aug 25, 2017	vs UT-Martin	3-0	43 / 15	12 / 18	78 / 79	.397 / -.038	41 / 14	6 / 1	5 / 6	1 / 6	40 / 22	9.0 / 2.0	4 / 2	10 / 0	0 / 0	1 / 2
Aug 26, 2017	vs DELAWARE	3-0	48 / 18	8 / 15	77 / 82	.519 / .037	43 / 18	3 / 1	11 / 7	1 / 3	38 / 19	6.0 / 2.0	1 / 0	10 / 4	0 / 1	1 / 3
Aug 26, 2017	at West Virginia	3-0	42 / 24	6 / 23	73 / 94	.493 / .011	40 / 24	3 / 2	3 / 5	2 / 3	38 / 22	9.0 / 3.0	3 / 1	12 / 4	1 / 1	1 / 2
Sep 01, 2017	vs Stanford	3-1	53 / 60	16 / 26	144 / 159	.257 / .214	51 / 59	4 / 3	4 / 11	3 / 4	65 / 68	12.0 / 7.0	2 / 1	20 / 12	1 / 5	1 / 0
Sep 02, 2017	at Texas A&M	3-2	71 / 68	19 / 21	160 / 157	.325 / .299	69 / 64	6 / 7	8 / 12	7 / 6	59 / 63	9.0 / 11.0	1 / 1	16 / 20	1 / 8	3 / 1
Sep 08, 2017	vs Colorado	3-0	53 / 36	18 / 10	114 / 98	.307 / .265	49 / 35	4 / 1	6 / 6	1 / 4	48 / 38	5.0 / 9.0	1 / 4	8 / 10	2 / 1	0 / 1
Sep 09, 2017	vs Stanford	3-2	64 / 60	26 / 31	146 / 156	.260 / .186	58 / 56	4 / 3	12 / 11	3 / 4	59 / 44	20.0 / 12.0	5 / 3	30 / 18	2 / 1	0 / 2

Note: Match totals are displayed in the format TEAM/OPPONENT for each category



# 2017 PENN STATE WOMEN'S VOLLEYBALL

## 2017 PENN STATE COMBINED STATS

Overall record: 7-0 Conf: 0-0 Home: 0-0 Away: 2-0 Neutral: 5-0

#	Player	sp	Attack				pct	Set		Serve			Dig		Blocking					points		
			k	k/s	e	ta		a	a/s	sa	se	sa/s	re	dig	dig/s	bs	ba	total	blk/s		be	bhe
22	Lee, Simone	26	106	4.08	37	236	.292	0	0.00	3	5	0.12	8	48	1.85	2	8	10	0.38	1	0	115.0
5	Franitti, Ali	25	74	2.96	18	163	.344	5	0.20	5	7	0.20	1	49	1.96	4	5	9	0.36	0	0	85.5
15	Washington, Haleigh	26	64	2.46	8	111	.505	1	0.04	1	9	0.04	0	12	0.46	5	29	34	1.31	1	1	84.5
7	Detering, Abby	26	49	1.88	11	102	.373	145	5.58	7	10	0.27	0	36	1.38	2	22	24	0.92	2	2	69.0
19	Thelen, Heidi	24	33	1.38	8	64	.391	1	0.04	0	0	0.00	1	7	0.29	3	20	23	0.96	1	0	46.0
6	Reed, Nia	19	27	1.42	14	67	.194	0	0.00	0	0	0.00	0	5	0.26	0	10	10	0.53	1	0	32.0
11	Gorrell, Tori	15	10	0.67	3	22	.318	1	0.07	0	0	0.00	0	3	0.20	1	12	13	0.87	1	0	17.0
21	Weiskircher, Bryanna	26	4	0.15	1	9	.333	180	6.92	9	12	0.35	0	65	2.50	0	0	0	0.00	0	4	13.0
17	Putnicki, Michaela	2	4	2.00	1	8	.375	0	0.00	0	1	0.00	0	3	1.50	0	0	0	0.00	0	0	4.0
3	White, Kendall	26	0	0.00	1	1	-1.000	17	0.65	3	2	0.12	4	105	4.04	0	0	0	0.00	0	0	3.0
23	Powers, Clare	2	2	1.00	1	4	.250	0	0.00	0	0	0.00	0	2	1.00	0	0	0	0.00	0	0	2.0
8	Pierce, Lainy	21	0	0.00	0	1	.000	1	0.05	1	0	0.05	1	11	0.52	0	0	0	0.00	0	0	1.0
9	Halterman, Jennifer	3	0	0.00	0	0	.000	0	0.00	1	1	0.33	0	0	0.00	0	0	0	0.00	0	0	1.0
10	May, Cami	1	1	1.00	2	4	-.250	0	0.00	0	0	0.00	0	0	0.00	0	0	0	0.00	0	0	1.0
18	Farrell, Allison	1	0	0.00	0	0	.000	0	0.00	0	1	0.00	0	0	0.00	0	0	0	0.00	0	0	0.0
2	Sciorra, Emily	4	0	0.00	0	0	.000	0	0.00	0	1	0.00	0	1	0.25	0	0	0	0.00	0	0	0.0
	PENN STATE	26	374	14.38	105	792	.340	351	13.50	30	49	1.15	18	347	13.35	17	106	70.0	2.69	7	7	474.0
	Opponents	26	281	10.81	144	825	.166	270	10.38	18	58	0.69	30	276	10.62	12	68	46.0	1.77	17	11	345.0

Team Statistics	PSU	OPP
<b>ATTACK</b>		
Kills	374	281
Errors	105	144
Total Attacks	792	825
Attack Pct	.340	.166
Kills/Set	14.4	10.8
<b>SET</b>		
Assists	351	270
Assists/Set	13.5	10.4
<b>SERVE</b>		
Aces	30	18
Errors	49	58
Aces/Set	1.2	0.7
<b>SERVE RECEPTIONS</b>		
Errors	18	30
Errors/Set	0.7	1.2
<b>DEFENSE</b>		
Digs	347	276
Digs/Set	13.3	10.6
<b>BLOCKING</b>		
Block Solo	17	12
Block Assist	106	68
Total Blocks	70.0	46.0
Blocks/Set	2.7	1.8
Block Errors	7	17
Ball handling errors	7	11
<b>ATTENDANCE</b>		
Total	0	3427
Dates/Avg Per Date	0/0	2/1714
Neutral site #/Avg	5/774	
Current win streak	7	-
Home win streak	0	-

Date	Opponent	Score	Score by set	Att.
Aug 25	vs UT-Martin	w 3-0	25-13,25-13,25-8	300
Aug 26	vs DELAWARE	w 3-0	25-15,25-16,25-10	300
Aug 26	at West Virginia	w 3-0	25-16,25-15,25-5	1332
Sep 01	vs #1 Stanford	w 3-1	26-24,25-17,18-25,25-19	800
Sep 02	at Texas A&M	w 3-2	24-26,25-19,25-23,24-26,15-12	2095
Sep 08	vs Colorado	w 3-0	25-22,25-18,25-21	0
Sep 09	vs #4 Stanford	w 3-2	24-26,25-22,23-25,25-17,15-11	2470
Sep 15	YALE		7:30 PM	
Sep 16	WAKE FOREST		10:00 AM	
Sep 16	OHIO		4:00 PM	

Record in 3-set matches:4-0 • Record in 4-set matches:1-0 • Record in 5-set matches:2-0

# 2017 PENN STATE WOMEN'S VOLLEYBALL

## 2017 TEAM MATCH-BY-MATCH

Date	Opponent	sp	attack				set			serve				recept			dig	blocking				bhe	points	score
			k	e	ta	pct	a	ta	pct	sa	se	ta	pct	re	ta	pct		bs	ba	be	total			
Aug 25, 2017	vs UT-Martin	3	43	12	78	.397	41	-	-	6	5	-	-	1	-	-	40	4	10	0	9.0	1	58.0	3-0
Aug 26, 2017	vs DELAWARE	3	48	8	77	.519	43	-	-	3	11	-	-	1	-	-	38	1	10	0	6.0	1	57.0	3-0
Aug 26, 2017	at West Virginia	3	42	6	73	.493	40	-	-	3	3	-	-	2	-	-	38	3	12	1	9.0	1	54.0	3-0
Sep 01, 2017	vs Stanford	4	53	16	144	.257	51	-	-	4	4	-	-	3	-	-	65	2	20	1	12.0	1	69.0	3-1
Sep 02, 2017	at Texas A&M	5	71	19	160	.325	69	-	-	6	8	-	-	7	-	-	59	1	16	1	9.0	3	86.0	3-2
Sep 08, 2017	vs Colorado	3	53	18	114	.307	49	-	-	4	6	-	-	1	-	-	48	1	8	2	5.0	0	62.0	3-0
Sep 09, 2017	vs Stanford	5	64	26	146	.260	58	-	-	4	12	-	-	3	-	-	59	5	30	2	20.0	0	88.0	3-2
		26	374	105	792	.340	351	-	-	30	49	-	-	18	-	-	347	17	106	7	70.0	7	474.0	
Opponents		26	281	144	825	.166	270	-	-	18	58	-	-	30	-	-	276	12	68	17	46.0	11	345.0	

Sets played: 26  
 Kills per set: 14.38  
 Assists per set: 13.50

Service aces per set: 1.15  
 Digs per set: 13.35  
 Blocks per set: 2.69

Points per set: 18.23  
 Ball handling errors per set: 0.27  
 Reception errors per set: 0.69

# 2017 PENN STATE WOMEN'S VOLLEYBALL

## 2017 PENN STATE SUPERLATIVES

THREE SETS	INDIVIDUAL	TEAM
Kills:	17 - Ali Frantti vs. Colorado (9/8)	53 vs. Colorado (9/8)
Attacks:	33 - Simone Lee vs. Colorado (9/8)	114 vs. Colorado (9/8)
Attack Percentage	.700 - Heidi Thelen vs. Delaware (8/26)	.519 - vs. Delaware (8/26)
Assists:	27, 2x last - Bryanna Weiskircher vs. Colorado (9/8)	49 vs. Colorado (9/8)
Aces:	2 - 3x last - Simone Lee vs. Colorado (9/8)	6 - vs. UT-Martin (8/25)
Digs:	14 - Kendall White vs. Colorado (9/8)	48 vs. Colorado (9/8)
Solo Blocks:	2 - Ali Frantti vs. UT-Martin (8/25)	3, 2x last - at West Virginia (8/26)
Block Assists:	5 - Heidi Thelen vs. UT-Martin (8/25)	12, 2x last - at West Virginia (8/26)
Total Blocks:	5, 2x last - Haleigh Washington at West Virginia (8/26)	9.0, 2x last - at West Virginia (8/26)

FOUR SETS	INDIVIDUAL	TEAM
Kills:	11 - A. Detering, S. Lee vs. Stanford (9/1)	53 vs. Stanford (9/1)
Attacks:	39 - Simone Lee vs. Stanford (9/1)	144 vs. Stanford (9/1)
Attack Percentage	.625 - Haleigh Washington vs. Stanford (9/1)	.257 vs. Stanford (9/1)
Assists:	23 - Abby Detering vs. Stanford (9/1)	51 vs. Stanford (9/1)
Aces:	2 - A. Frantti, B. Weiskircher vs. Stanford (9/1)	4 vs. Stanford (9/1)
Digs:	20 - Kendall White vs. Stanford (9/1)	65 vs. Stanford (9/1)
Solo Blocks:	1 - H. Washington, H. Thelen vs. Stanford (9/1)	2 vs. Stanford (9/1)
Block Assists:	6 - Haleigh Washington vs. Stanford (9/1)	20 vs. Stanford (9/1)
Total Blocks:	7 Haleigh Washington vs. Stanford (9/1)	12.0 vs. Stanford (9/1)

FIVE SETS	INDIVIDUAL	TEAM
Kills:	30 - Simone Lee at Texas A&M (9/2)	71 at Texas A&M (9/2)
Attacks:	57 - Simone Lee at Texas A&M (9/2)	160 at Texas A&M (9/2)
Attack Percentage:	.456 - Simone Lee at Texas A&M (9/2)	.325 at Texas A&M (9/2)
Assists:	32 - Abby Detering at Texas A&M (9/2)	69 at Texas A&M (9/2)
Aces:	3 - Bryanna Weiskircher at Texas A&M (9/2)	6 at Texas A&M (9/2)
Digs:	22 - Kendall White vs. Stanford (9/9)	59 - 2x last vs. Stanford (9/9)
Solo Blocks:	2 - Heidi Thelen, vs. Stanford (9/9)	5 vs. Stanford (9/9)
Block Assists:	10 - Haleigh Washington, vs. Stanford (9/9)	30 vs. Stanford (9/9)
Total Blocks:	11 - Haleigh Washington vs. Stanford (9/9)	20.0 vs. Stanford (9/9)

## 2017 OPPONENT SUPERLATIVES

THREE SETS	INDIVIDUAL	TEAM
Kills:	11 - Alexa Smith, Colorado (9/8)	36, Colorado (9/8)
Attacks:	32 - Alexa Smith, Colorado (9/8)	98, Colorado (9/8)
Attack Percentage:	.357 - Natania Levak, West Virginia (8/26)	.265, Colorado (9/8)
Assists:	28 - Brynna DeLuzio, Colorado (9/8)	35, Colorado (9/8)
Aces:	2 - Ava Richards, West Virginia (8/26)	2 - West Virginia (8/26)
Digs:	12 - Frankie Shebby, Colorado (9/8)	38, Colorado (9/8)
Solo Blocks:	1, 3x last - Mia Swanegan, West Virginia (8/26)	4, Colorado (9/8)
Block Assists:	3 - Naghede Abu, Colorado (9/8)	10, Colorado (9/8)
Total Blocks:	4 - Naghede Abu, Colorado (9/8)	9.0, Colorado (9/8)

FOUR SETS	INDIVIDUAL	TEAM
Kills:	27 - Kathryn Plummer, Stanford (9/1)	60 - Stanford (9/1)
Attacks:	50 - Kathryn Plummer, Stanford (9/1)	159 - Stanford (9/1)
Attack Percentage:	.440 - Kathryn Plummer, Stanford (9/1)	.214 - Stanford (9/1)
Assists:	54 - Jenna Gray, Stanford (9/1)	59 - Stanford (9/1)
Aces:	2 - Audriana Fitzmorris, Stanford (9/1)	3 - Stanford (9/1)
Digs:	21 - Morgan Hentz, Stanford (9/1)	68 - Stanford (9/1)
Solo Blocks:	1 - Tami Alade, Stanford (9/1)	1 - Stanford (9/1)
Block Assists:	5 - Tami Alade, Stanford (9/1)	12 - Stanford (9/1)
Total Blocks:	6 - Tami Alade, Stanford (9/1)	7.0 - Stanford (9/1)

FIVE SETS	INDIVIDUAL	TEAM
Kills:	28 - Hollann Hans, Texas A&M (9/2)	68 - Texas A&M (9/2)
Attacks:	58 - Hollann Hans, Texas A&M (9/2)	157 - Texas A&M (9/2)
Attack Percentage:	.500 - Kaitlyn Blake, Texas A&M (9/2)	.299 - Texas A&M (9/2)
Assists:	53 - Jenna Gray, Stanford (9/9)	64 - Texas A&M (9/2)
Aces:	4 - Hollann Hans, Texas A&M (9/2)	7 - Texas A&M (9/2)
Digs:	14 - 2x last Morgan Hentz, Stanford (9/9)	63 - Texas A&M (9/2)
Solo Blocks:	2 - Tami Alade, Stanford	3, Stanford (9/9)
Block Assists:	7 - Kaitlyn Blake, Texas A&M (9/2)	20 - Texas A&M (9/2)
Total Blocks:	7 - Kaitlyn Blake, Texas A&M (9/2)	12., Stanford (9/9)

# 2017 PENN STATE WOMEN'S VOLLEYBALL

## CAREER STATISTICS

### KATHRYN CATHER

SEASON	SP-MP	K	K/S	E	TA	PCT	A	A/S	SA	SA/S	DIG	D/S	BS	BA	TB	B/S
2015*	114-32	203	1.78	82	479	.253	4	0.04	30	0.26	68	0.60	2	49	51	0.45
2016*	83-23	219	2.64	62	447	.351	8	0.10	13	0.16	67	0.81	6	33	39	0.47
<b>MISSISSIPPI</b>	<b>197-55</b>	<b>422</b>	<b>2.14</b>	<b>144</b>	<b>926</b>	<b>.300</b>	<b>12</b>	<b>0.06</b>	<b>43</b>	<b>0.22</b>	<b>135</b>	<b>0.68</b>	<b>8</b>	<b>82</b>	<b>90</b>	<b>0.46</b>

\* AT MISSISSIPPI

### ABBY DETERING

SEASON	SP-MP	K	K/S	E	TA	PCT	A	A/S	SA	SA/S	DIG	D/S	BS	BA	TB	B/S
2014*	10-7	2	0.20	2	8	.000	21	2.10	0	0.00	4	0.40	0	0	0	0.00
2015*	89-29	10	0.11	1	15	.600	58	0.65	25	0.28	41	0.46	0	6	6	0.07
2016	109-33	95	0.87	19	229	.332	1082	9.93	39	0.38	194	1.78	3	40	43	0.39
<b>PENN STATE</b>	<b>109-33</b>	<b>95</b>	<b>0.87</b>	<b>19</b>	<b>229</b>	<b>.332</b>	<b>1082</b>	<b>9.93</b>	<b>39</b>	<b>0.38</b>	<b>194</b>	<b>1.78</b>	<b>3</b>	<b>40</b>	<b>43</b>	<b>0.39</b>
<b>* ALL</b>	<b>208-69</b>	<b>107</b>	<b>0.51</b>	<b>22</b>	<b>252</b>	<b>.337</b>	<b>1161</b>	<b>5.58</b>	<b>64</b>	<b>0.31</b>	<b>239</b>	<b>1.15</b>	<b>3</b>	<b>46</b>	<b>49</b>	<b>0.24</b>

\* AT FLORIDA

### ALLISON FARRELL

SEASON	SP-MP	K	K/S	E	TA	PCT	A	A/S	SA	SA/S	DIG	D/S	BS	BA	TB	B/S
2016	5-5	0	0.00	0	0	.000	0	0.00	1	0.20	1	0.20	0	0	0	0.00
<b>TOTAL</b>	<b>5-5</b>	<b>0</b>	<b>0.00</b>	<b>0</b>	<b>0</b>	<b>.000</b>	<b>0</b>	<b>0.00</b>	<b>1</b>	<b>0.20</b>	<b>1</b>	<b>0.20</b>	<b>0</b>	<b>0</b>	<b>0</b>	<b>0.00</b>

### ALI FRANTTI

SEASON	SP-MP	K	K/S	E	TA	PCT	A	A/S	SA/S	SE	DIG	D/S	BS	BA	TB	B/S
2014	122-39	391	3.20	113	898	.310	21	0.17	28	0.23	159	1.30	10	48	58	0.48
2015	115-34	303	2.63	112	799	.239	19	0.17	10	0.09	214	1.86	11	44	55	0.48
2016	121-34	295	2.44	99	861	.228	41	0.34	16	0.13	219	1.81	20	42	62	0.51
<b>TOTAL</b>	<b>358-107</b>	<b>989</b>	<b>2.76</b>	<b>324</b>	<b>2558</b>	<b>.260</b>	<b>81</b>	<b>0.23</b>	<b>54</b>	<b>0.15</b>	<b>592</b>	<b>1.65</b>	<b>41</b>	<b>134</b>	<b>175</b>	<b>0.49</b>

### KEETON HOLCOMB

SEASON	SP-MP	K	K/S	E	TA	PCT	A	A/S	SA	SA/S	DIG	D/S	BS	BA	TB	B/S
2015	102-32	1	0.01	1	3	.000	70	0.69	6	0.06	311	3.05	0	0	0	0.00
2016	113-34	0	0.00	0	1	.000	35	0.31	6	0.05	186	1.65	0	0	0	0.00
<b>TOTAL</b>	<b>215-66</b>	<b>1</b>	<b>0.00</b>	<b>1</b>	<b>4</b>	<b>.000</b>	<b>105</b>	<b>0.49</b>	<b>12</b>	<b>0.06</b>	<b>497</b>	<b>2.31</b>	<b>0</b>	<b>0</b>	<b>0</b>	<b>0.00</b>

### TORI GORRELL

SEASON	SP-MP	K	K/S	E	TA	PCT	A	A/S	SA	SA/S	DIG	D/S	BS	BA	TB	B/S
2015	Redshirt Season															
2016	121-34	201	1.66	65	378	.360	11	0.09	0	0.00	19	0.16	22	99	121	1.00
<b>TOTAL</b>	<b>121-34</b>	<b>201</b>	<b>1.66</b>	<b>65</b>	<b>378</b>	<b>.360</b>	<b>11</b>	<b>0.09</b>	<b>0</b>	<b>0.00</b>	<b>19</b>	<b>0.16</b>	<b>22</b>	<b>99</b>	<b>121</b>	<b>1.00</b>

### SIMONE LEE

SEASON	SP-MP	K	K/S	E	TA	PCT	A	A/S	SA	SA/S	DIG	D/S	BS	BA	TB	B/S
2014	64-26	135	2.11	53	350	.234	1	0.02	0	0.00	28	0.44	5	20	25	0.39
2015	86-31	158	1.84	60	384	.255	2	0.02	7	0.08	39	0.45	5	49	54	0.63
2016	121-34	503	4.16	174	1245	.264	17	0.14	17	0.14	194	1.60	18	45	63	0.52
<b>TOTAL</b>	<b>271-91</b>	<b>796</b>	<b>2.94</b>	<b>287</b>	<b>1979</b>	<b>.257</b>	<b>20</b>	<b>0.07</b>	<b>24</b>	<b>0.09</b>	<b>261</b>	<b>0.96</b>	<b>28</b>	<b>114</b>	<b>142</b>	<b>0.52</b>

### LAINY PIERCE

SEASON	SP-MP	K	K/S	E	TA	PCT	A	A/S	SA	SA/S	DIG	D/S	BS	BA	TB	B/S
2014	61-30	0	0.00	0	1	.000	4	0.07	11	0.18	19	0.31	0	0	0	0.00
2015	51-22	0	0.00	0	2	.000	0	0.00	4	0.08	19	0.37	0	0	0	0.00
2016	70-31	1	0.01	0	1	1.000	7	0.10	4	0.06	44	0.63	0	0	0	0.00
<b>TOTAL</b>	<b>182-83</b>	<b>1</b>	<b>0.01</b>	<b>0</b>	<b>4</b>	<b>.250</b>	<b>11</b>	<b>0.06</b>	<b>19</b>	<b>0.10</b>	<b>82</b>	<b>0.45</b>	<b>0</b>	<b>0</b>	<b>0</b>	<b>0.00</b>



# 2017 PENN STATE WOMEN'S VOLLEYBALL

## CAREER STATISTICS

### CLARE POWERS

SEASON	SP-MP	K	K/S	E	TA	PCT	A	A/S	SA	SA/S	DIG	D/S	BS	BA	TB	B/S
2014*	96-27	185	1.93	91	669	.141	15	0.16	14	0.15	210	2.19	1	33	34	0.35
2015*	26-9	15	0.58	10	85	.059	1	0.04	2	0.08	11	0.42	0	4	4	0.15
2016	10-9	5	0.50	0	10	.500	0	0.00	0	0.00	2	0.20	0	0	0	0.00
<b>PENN STATE</b>	<b>10-9</b>	<b>5</b>	<b>0.50</b>	<b>0</b>	<b>10</b>	<b>.500</b>	<b>0</b>	<b>0.00</b>	<b>0</b>	<b>0.00</b>	<b>2</b>	<b>0.20</b>	<b>0</b>	<b>0</b>	<b>0</b>	<b>0.00</b>
<b>TOTAL</b>	<b>132-45</b>	<b>205</b>	<b>1.55</b>	<b>101</b>	<b>764</b>	<b>.136</b>	<b>16</b>	<b>0.12</b>	<b>16</b>	<b>0.12</b>	<b>223</b>	<b>1.69</b>	<b>1</b>	<b>37</b>	<b>38</b>	<b>0.29</b>

\* AT SAINT MARY'S

### NIA REED

SEASON	SP-MP	K	K/S	E	TA	PCT	A	A/S	SA	SA/S	DIG	D/S	BS	BA	TB	B/S
2014	Redshirt season															
2015	21-11	20	0.95	11	58	.155	0	0.00	0	0.00	1	0.05	0	6	6	0.29
2016	20-14	9	0.45	5	33	.121	0	0.00	0	0.00	1	0.05	0	5	5	0.25
<b>TOTAL</b>	<b>41-25</b>	<b>29</b>	<b>0.71</b>	<b>16</b>	<b>91</b>	<b>.143</b>	<b>0</b>	<b>0.00</b>	<b>0</b>	<b>0.00</b>	<b>2</b>	<b>0.05</b>	<b>0</b>	<b>11</b>	<b>11</b>	<b>0.27</b>

### EMILY SCIORRA

SEASON	SP-MP	K	K/S	E	TA	PCT	A	A/S	SA	SA/S	DIG	D/S	BS	BA	TB	B/S
2016	11-8	0	0.00	1	2	-.500	0	0.00	2	0.18	5	0.45	0	0	0	0.00
<b>TOTAL</b>	<b>11-8</b>	<b>0</b>	<b>0.00</b>	<b>1</b>	<b>2</b>	<b>-.500</b>	<b>0</b>	<b>0.00</b>	<b>2</b>	<b>0.18</b>	<b>5</b>	<b>0.45</b>	<b>0</b>	<b>0</b>	<b>0</b>	<b>0.00</b>

### HEIDI THELEN

SEASON	SP-MP	K	K/S	E	TA	PCT	A	A/S	SE	SA/S	DIG	D/S	BS	BA	TB	B/S
2014	9-6	10	1.11	2	22	.364	0	0.00	0	0.00	1	0.11	1	6	7	0.78
2015	63-24	41	0.65	14	93	.290	8	0.13	0	0.00	11	0.17	7	59	66	1.05
2016	118-34	205	1.74	67	518	.266	3	0.03	0	0.00	27	0.23	8	86	94	0.80
<b>TOTAL</b>	<b>190-64</b>	<b>256</b>	<b>1.35</b>	<b>83</b>	<b>633</b>	<b>.273</b>	<b>11</b>	<b>0.06</b>	<b>0</b>	<b>0.00</b>	<b>39</b>	<b>0.21</b>	<b>16</b>	<b>151</b>	<b>167</b>	<b>0.88</b>

### HALEIGH WASHINGTON

SEASON	SP-MP	K	K/S	E	TA	PCT	A	A/S	SA	SA/S	DIG	D/S	BS	BA	TB	B/S
2014	80-27	208	2.60	37	369	.463	5	0.06	0	0.00	23	0.29	17	79	96	1.20
2015	115-34	302	2.63	58	552	.442	4	0.03	26	0.23	66	0.57	24	135	159	1.38
2016	121-34	291	2.40	52	556	.430	7	0.06	24	0.20	72	0.60	20	120	140	1.16
<b>TOTAL</b>	<b>316-95</b>	<b>801</b>	<b>2.53</b>	<b>147</b>	<b>1477</b>	<b>.443</b>	<b>16</b>	<b>0.05</b>	<b>50</b>	<b>0.16</b>	<b>161</b>	<b>0.51</b>	<b>61</b>	<b>334</b>	<b>395</b>	<b>1.25</b>

### BRYANNA WEISKIRCHER

SEASON	SP-MP	K	K/S	E	TA	PCT	A	A/S	SA	SA/S	DIG	D/S	BS	BA	TB	B/S
2014	Redshirt season															
2015	115-34	68	0.59	24	168	.262	1245	10.83	40	0.35	257	2.23	2	66	68	0.59
2016	70-25	15	0.21	6	40	.225	231	3.30	12	0.17	71	1.01	0	14	14	0.20
<b>TOTAL</b>	<b>185-59</b>	<b>83</b>	<b>0.45</b>	<b>30</b>	<b>208</b>	<b>.255</b>	<b>1476</b>	<b>7.98</b>	<b>52</b>	<b>0.28</b>	<b>328</b>	<b>1.77</b>	<b>2</b>	<b>80</b>	<b>82</b>	<b>0.44</b>

### KENDALL WHITE

SEASON	SP-MP	K	K/S	E	TA	PCT	A	A/S	SA	SA/S	DIG	D/S	BS	BA	TB	B/S
2016	121-34	3	0.02	3	10	.000	81	0.67	13	0.11	500	4.13	0	0	0	0.00
<b>TOTAL</b>	<b>121-34</b>	<b>3</b>	<b>0.02</b>	<b>3</b>	<b>10</b>	<b>.000</b>	<b>81</b>	<b>0.67</b>	<b>13</b>	<b>0.11</b>	<b>500</b>	<b>4.13</b>	<b>0</b>	<b>0</b>	<b>0</b>	<b>0.00</b>

# 2017 PENN STATE WOMEN'S VOLLEYBALL



**1** Kathryn Cather  
Jr., RS, 6-2  
Hoover, Ala.



**2** Emily Sciorra  
So., DS, 5-4  
Chantilly, Va.



**3** Kendall White  
So., DS, 5-4  
Indianapolis, Ind.




**5** Ali Frantti  
Sr., OH, 6-1  
Spring Grove, Ill.



**6** Nia Reed  
RS-Jr., OH, 6-1  
Fort Lee, N.J.



**7** Abby Detering  
Sr., S, 6-0  
Mentor, Ohio



**8** Lainy Pierce  
Sr., DS, 5-8  
Eden, N.Y.



**9** Jennifer Halterman  
Sr., DS, 5-3  
Dillsburg, Pa.



**10** Cami May  
Fr., RS, 6-2  
Katy, Texas



**11** Tori Gorrell  
RS-So., MB, 6-2  
Oakville, Ontario



**12** Keeton Holcomb  
Jr., DS, 5-7  
Belville, Texas



**14** Kristin Krause  
So., DS, 5-7  
Allentown, Pa.



**15** Haleigh Washington  
Sr., MB, 6-3  
Colorado Springs, Colo.



**17** Michaela Putnicki  
Fr., OH, 6-1  
Monument, Colo.



**18** Allison Farrell  
So., DS, 5-6  
Lombard, Ill.



**19** Heidi Thelen  
Sr., RS, 6-2  
Edgewood, Ky.



**21** Bryanna Weiskircher  
RS-Jr., S, 6-0  
Loves Park, Ill.



**22** Simone Lee  
Sr., OH, 6-1  
Menomonee Falls, Wis.



**23** Clare Powers  
RS-Jr., OH, 6-3  
Aptos, Calif



Russ Rose  
Head Coach



Salima Rockwell  
Associate  
Head Coach




Craig Dyer  
Assistant Coach



Jon Parry  
Director of  
Operations



Dennis Hohenshelt  
Volunteer  
Assistant Coach



Scott Campbell  
Athletic Trainer