

MINNESOTA

BASKETBALL



GAME 31

MINNESOTA (17-13, 6-11) vs. PENN STATE (15-15, 3-14)

Sunday, March 8 – 12:00 p.m. CT
Minneapolis, Minn. (Williams Arena)

2014-15 SCHEDULE

Date	Opponent	TV	Time/Result
Nov. 6	MINNESOTA-DULUTH (EXH.)	BTN Plus	W, 95-68

ESPN ARMED FORCES CLASSIC (CGAS BORINQUEN, PUERTO RICO)			
Nov. 14	vs. #8/9 Louisville	ESPN	L, 68-81

NIT SEASON TIP-OFF (WILLIAMS ARENA)

Nov. 18	WESTERN KENTUCKY	ESPN3	W, 76-54
Nov. 20	FRANKLIN PIERCE	BTN Plus	W, 109-57

Nov. 22	UMBC	BTN Plus	W, 69-51
---------	------	----------	----------

NIT SEASON TIP-OFF (MADISON SQUARE GARDEN, NEW YORK)

Nov. 26	at St. John's	ESPNU	L, 61-70
Nov. 28	vs. Georgia	ESPNU	W, 66-62

Dec. 2	at Wake Forest (ACC/Big Ten Challenge)	ESPNU	W, 84-69
Dec. 5	WESTERN CAROLINA	ESPN3	W, 84-64
Dec. 8	NORTH DAKOTA	ESPNU	W, 92-56
Dec. 10	SOUTHERN	ESPN3	W, 85-57
Dec. 19	SEATTLE UNIVERSITY	BTN	W, 92-57
Dec. 22	FURMAN	ESPN3	W, 86-76
Dec. 27	UNC WILMINGTON	BTN	W, 108-82
Dec. 31	at Purdue	BTN	L, 68-72
Jan. 3	at #12/11 Maryland	BTN	L, 58-70
Jan. 6	#22/20 OHIO STATE	ESPN	L, 72-74 (ot)
Jan. 10	at Michigan	ESPNU	L, 57-62
Jan. 13	IOWA	BTN	L, 75-77
Jan. 17	RUTGERS	BTN	W, 89-80
Jan. 20	at Nebraska	BTN	L, 49-52
Jan. 24	ILLINOIS	BTN	W, 79-71
Jan. 28	at Penn State	BTN	L, 58-63
Jan. 31	NEBRASKA	BTN	W, 60-42
Feb. 7	PURDUE	BTN	W, 62-58
Feb. 12	at Iowa	BTN	W, 64-59
Feb. 15	at Indiana	BTN	L, 71-90
Feb. 18	NORTHWESTERN	BTN	L, 66-72
Feb. 21	at #5/4 Wisconsin	ESPN	L, 53-63
Feb. 26	at RV/#25 Michigan State	BTN	W, 96-90 (ot)
Mar. 5	#6/5 WISCONSIN	ESPN	L, 63-76
Mar. 8	PENN STATE	BTN	12:00 p.m.
Mar. 11-15	Big Ten Tournament (United Center, Chicago, Ill.)		

all times central • schedule subject to change

MINNESOTA ATHLETIC COMMUNICATIONS

244 Bierman Field Athletic Building, Minneapolis, MN 55447

DAN REISIG, Associate Director, Athletic Communications

Work: 612-625-4389 • Cell: 612-419-6142 • Email: dbreisig@umn.edu

GOPHERSPORTS.com



@GopherMBB



/GopherMensBasketball

GAME INFORMATION

Date: Sunday, March 8, 2015
Time: 12:00 p.m. CT
Location: Minneapolis, Minn.
Arena: Williams Arena (14,625)
TV: BTN – Wayne Randazzo (Play-by-Play); Shon Morris (Analyst)
Radio: Learfield/1500 ESPN Twin Cities – Mike Grimm (Play-by-Play); Spencer Tollackson (Analyst)
Satellite Radio: XM 84/Sirius 84

SERIES INFORMATION

Series: 32nd Meeting (24-7)
Series (Home): 15th Meeting (12-2)
Current Streak: L-1
Richard Pitino vs. Penn State: 3-1
Minnesota vs. Big Ten: 732-784
Richard Pitino vs. Big Ten: 15-22

GAME DAY TID-BITS

- Minnesota closes out the regular season on Senior Day Sunday afternoon against Penn State. It is the final home game for five Gopher seniors: guards Andre Hollins, DeAndre Mathieu and Kendal Shell, and centers Elliott Eliason and Maurice Walker.
- With a win and a loss by Northwestern, the Gophers can clinch a single-bye in next week's Big Ten Tournament.
- Penn State, who defeated Minnesota in State College on Jan. 28, is coming off a 77-67 home loss to Ohio State.
- Minnesota will try to avoid being swept by the Nittany Lions for just the second time in series history (2011).
- The Gophers win over the Spartans on Feb. 26 was their first in East Lansing since 1997 (later vacated) and their first win over a top-25 opponent this season. The victory also guaranteed Minnesota's eighth consecutive season with a winning overall record.
- Senior Andre Hollins sits in fourth on the Gophers career scoring list with 1,739 points, needing 38 points to tie Randy Breuer for third in the record books.
- Over the last 10 games, senior point guard DeAndre Mathieu has dished 26 assists with just four turnovers, an assist/turnover ratio of +6.5.
- As of March 6, the Gophers are fourth in the nation in steals per game (9.8) and fifth in turnover margin (5.0), leading the Big Ten in those categories. Minnesota is 16th in Division I in assists per game (15.8). DeAndre Mathieu is 27th nationally in steals (2.0) while Andre Hollins is 25th in 3-point shooting (.425).
- Mathieu leads the BIG in steals and senior Maurice Walker is second in field goal shooting (.576). Junior Carlos Morris (1.8) and freshman Nate Mason (1.8) are second and third in steals. Andre Hollins is 13th in scoring among conference players at 14.3 points per game, while Walker's 6.5 rebounds per game is seventh.
- In Big Ten play, Hollins is averaging a team high 14.8 points per game (BIG: T-11th) while Walker is posting a team-high 7.2 rebounds per game (BIG: 5th) and 1.6 steals per game in BIG games, second in the Big Ten. Hollins's 45 3-pointers in conference play are the second most by any Big Ten player, as of March 6.

MINNESOTA TEAM INFORMATION

		PPG	RPG	APG	MPG	FG%	OTHER
G	1 Andre Hollins	14.3	4.0	2.7	30.7	.432	1.1 spg
G	2 Nate Mason	9.7	2.9	2.8	25.6	.410	1.8 spg
F	23 Charles Buggs	3.7	2.1	0.5	13.3	.452	0.3 spg
F	24 Joey King	9.0	3.0	1.4	28.7	.446	0.5 spg
C	15 Maurice Walker	11.5	6.5	0.6	24.0	.576	1.6 spg/1.3 bpg

		PPG	RPG	APG	MPG	FG%	OTHER
G	4 DeAndre Mathieu	8.5	2.6	4.4	28.7	.441	2.0 spg
G	11 Carlos Morris	11.3	3.4	2.2	25.9	.453	1.8 spg
G	12 Kendal Shell	0.8	0.2	0.3	3.4	.400	0.1 spg
C	21 Bakary Konaté	2.2	2.2	0.3	8.8	.500	0.5 bpg/spg
G	25 Mike Lukashewich	0.0	0.0	0.0	3.0	—	1 blk vs. Seattle
F	41 Gaston Diedhiou	0.4	0.5	0.0	5.2	.400	—
C	55 Elliott Eliason	3.2	3.2	0.5	11.9	.632	0.5 bpg

MINNESOTA GOLDEN GOPHERS



2014-15 Record: 17-13
Big Ten Record: 6-11
Head Coach: Richard Pitino (Providence, '05)
Career Record: 60-40 (3rd season)
Record at Minnesota: 42-26 (2nd season)

STATISTICAL LEADERS

Points: Andre Hollins (14.3)
Rebounds: Maurice Walker (6.5)
Assists: DeAndre Mathieu (4.4)
Blocks: Maurice Walker (1.3)
Steals: DeAndre Mathieu (2.0)

PENN STATE NITTANY LIONS



2014-15 Record: 15-15
Big Ten Record: 3-14
Head Coach: Patrick Chambers (Philadelphia Univ., '94)
Career Record: 95-102 (6th season)
Record at Penn State: 53-74 (4th season)

STATISTICAL LEADERS

Points: D.J. Newbill (20.3)
Rebounds: Ross Travis (6.3)
Assists: D.J. Newbill (3.1)
Blocks: Jordan Dickerson (1.6)
Steals: D.J. Newbill (1.2)

GOPHERS VS. PENN STATE FACTS

LAST GOPHER WIN Mar. 13, 2014 (Minnesota 81, Penn State 63)
 LAST PSU WIN Jan. 28, 2015 (PSU 63, Minnesota 58)

COACHES

RICHARD PITINO VS. PSU 3-1
 PATRICK CHAMBERS VS. MINNESOTA 1-5

STREAKS

CURRENT STREAK Penn State, W-1
 WINS OVERALL 8 (March 6, 2004-Jan. 11, 2009)
 LOSSES OVERALL 2 (three times - last: Feb. 17, 2011-March 6, 2011)
 HOME WINS 8 (twice - last: Jan. 30, 2002-Dec. 29, 2009)
 HOME LOSSES 1 (twice - last: March 6, 2011)
 AWAY WINS 3 (March 2, 2005-Jan. 12, 2008)
 AWAY LOSSES 4 (Jan. 15, 1994-Jan. 10, 1998)*

*Includes vacated games

MISC.

MOST GOPHERS' POINTS - WIN 95 (Minnesota 95, PSU 67 - Feb. 3, 1993)
 FEWEST GOPHERS' POINTS - WIN 62 (Minnesota 62, PSU 60 - March 2, 1996)*
 MOST GOPHERS' POINTS - LOSS 72 (twice - last: PSU 75, Minnesota 72 - Jan. 17, 2004)
 FEWEST GOPHERS' POINTS - LOSS 58 (PSU 63, Minnesota 58 - Jan. 28, 2015)
 MOST PSU POINTS - WIN 82 (PSU 82, Minnesota 62 - Feb. 14, 2001)
 FEWEST PSU POINTS - WIN 66 (twice - last: PSU 66, Minnesota 63 - March 6, 2011)
 MOST PSU POINTS - LOSS 77 (Minnesota 82, PSU 77 - Feb. 18, 1998)*
 FEWEST PSU POINTS - LOSS 41 (Minnesota 67, PSU 41 - March 6, 1993)
 LARGEST GOPHER WIN MARGIN 29 (Minnesota 73, PSU 44 - March 2, 2013)
 LARGEST PSU WIN MARGIN 20 (PSU 82, Minnesota 62 - Feb. 14, 2001)
 OVERTIME GAMES N/A

GOPHERS VS. PENN STATE (ALL-TIME)

Overall: 24-7

Home: 12-2 • Away: 9-5 • Neutral: 3-0

1975	12/26	H	W	86-70
1993	2/3	H	W	95-67
1993	3/6	A	W	67-41
1994	1/15	A	L	67-78
1994	2/16	H	W	94-66
1995	1/4	H	W	69-67
1995	3/11	A	L	60-69
1996	1/11	A	L	61-76
1996	3/2	H	W	62-60
1997	2/5	H	W	85-70
1998	1/10	A	L	68-75
1998	2/18	H	W	82-77
1998	3/26	N	W	79-72
1999	1/9	H	W	75-60
1999	2/17	A	W	69-63
2000	1/26	A	L	72-80
2001	2/14	H	L	62-82
2002	1/30	H	W	94-70
2002	2/23	A	W	68-64
2002	3/7	N	W	84-60
2003	1/29	A	W	76-75
2003	2/22	H	W	77-62
2004	1/17	A	L	72-75
2004	3/6	H	W	78-62
2005	1/8	H	W	83-62
2005	3/2	A	W	73-69
2006	2/8	A	W	77-66
2007	1/27	H	W	65-60
2008	1/12	A	W	76-73
2008	2/24	H	W	75-68
2009	1/11	H	W	79-59
2009	2/14	A	L	63-68
2009	12/29	H	W	75-70
2010	2/6	A	W	66-64
2010	3/11	N	W	76-55
2011	2/17	A	L	63-66
2011	3/6	H	L	63-66
2012	1/15	A	W	80-66
2013	3/2	H	W	73-44
2014	1/8	A	W	68-65
2014	3/9	H	W	81-63
2014	3/13	N	W	63-56
2015	1/28	A	L	58-63

*Bolded games later vacated

SENIOR DAY

• As part of the Gophers' final home regular-season game, five student managers and four student-athletes will be recognized in an on-court ceremony approximately 15 minutes prior to tip-off.

RECORD WATCH

• The Gophers are just four steals away from tying the single-season school record for steals of 298. Sitting at 294 on the season, they can match the mark set by the 2007-08 squad. The Gophers average 9.8 spg.

• Andre Hollins set a new school record for career 3-point attempts on Thursday and has 683 in his career.

• Hollins is also four games away from matching Austin Hollins's school record of 141 career games played, set last season.

NOTES FROM THE MSU WIN

• The Gophers 96-90 win on Feb. 26 at 25th-ranked Michigan State marked a number of achievements.

• Minnesota's last road win over a Top-25 team came on Jan. 13, 2012 at #8 Indiana.

• The 96 points scored was the most in a Big Ten game under Richard Pitino and most since scoring 96 vs. Indiana on Jan. 8, 1997 (later vacated). Prior to that, it is the highest total since Feb. 24, 1990 (102 pts. at Iowa).

• Five Gophers scored in double figures for the first time since the BIG season opener at Purdue.

STRONG DEFENSE

• Minnesota's 18-point win over the Cornhuskers represented its largest BIG margin of victory since defeating Penn State in the 2014 regular season finale, 81-63.

• The 42 points allowed at Nebraska was the lowest total in Richard Pitino's tenure with the Maroon and Gold and the fewest in BIG play since defeating Illinois, 59-36, on Jan. 29, 2009.

• The Gophers also forced 23 turnovers in the win over Purdue, its highest number in BIG play this year and the most in a conference game since Feb. 10, 2009 vs. Indiana (26).

WEEKLY AWARDS

• The Gophers earned three BIG weekly awards in December: guard Nate Mason was named the Freshman of the Week (12/22), while the Gophers earned back-to-back Player of the Week awards: Andre Hollins (12/8) and Maurice Walker (12/15).

ON BIG OPENERS

• The Gophers dropped their Big Ten opener at Purdue on Dec. 31.

• Minnesota lost their BIG opener last season against Michigan, after winning at home vs. Michigan State two seasons ago.

• The Gophers are 11-18 in Big Ten openers since the 1980-81 season (excluding vacated season).

NON-CONFERENCE SUCCESS AT HOME

• Minnesota has won 43 consecutive non-conference home games, a streak which ranks second in the nation, trailing only Duke.

• The Gophers have also won 18 straight games in December, with the last loss coming on the road at Illinois (Dec. 27, 2011), 81-72 in double overtime.

• The Gophers' last December home loss was Dec. 31, 2008, in the Big Ten opener vs. Michigan State (70-58).

OFFENSE CLICKS VS. SEAHAWKS

• In the non-conference finale vs. UNCW on Dec. 27, the Gophers put up strong numbers.

• Minnesota's 108-point total marked the second time in a season that they reached the century mark – a feat that hadn't been accomplished since the 1989-90 season (excluding vacated years).

• Three different Gophers set or matched career

scoring totals vs. UNCW: Carlos Morris (24 pts), Nate Mason (18 pts) and Charles Buggs (13 pts).

• DeAndre Mathieu recorded his second double-double with 13 points and a career-high 11 assists, with zero turnovers.

• The Gophers shot 59.7 percent from the field, their second-best performance of the season, and matched a season-low for turnovers committed (8).

GOPHERS ADD DIEDHIU, LUKASHEWICH

• Head coach Richard Pitino announced the addition of two freshman on Dec. 18 – forward Gaston Diedhiou (Dakar, Senegal/Canarias Academy) and guard Mike Lukashewich (Appleton, Wis./Appleton North).

BIG NUMBERS PUT UP AT WAKE

• As part of their 15-point win at Wake Forest on Tuesday, the Gophers saw some impressive individual and team performances.

• Andre Hollins sank seven 3-pointers, a new career-high for the senior and one short of the school record (Malik Smith/Blake Hoffarber, 8). Hollins also put up 27 points, his seventh career game with 25+ points.

• Carlos Morris had eight steals, one shy of the school record.

• Minnesota defeated the Demon Deacons by 15 points, 84-69, the highest margin of victory of all ACC/Big Ten Challenge games.

SEASON OPENERS

• The Gophers historically have found success in their first game of the season, with a 90-23 record in season openers dating back to the program's inception in 1896.

• Before the Nov. 14 trip to Puerto Rico, the Gophers had opened the season in the Twin Cities every season since 1995 when they traveled to Hawaii to face Valparaiso (later vacated).

• Officially, the last time the Gophers opened the season away from Minneapolis was 1991, facing No. 2 Arkansas in the Maui Invitational.

• Minnesota had won 16 straight season-opening games (excluding vacated years) prior.

GOPHERS SIGN FOUR TO NLI's

• Head coach Richard Pitino announced the signing of four student-athletes to National Letters of Intent on Nov. 12.

• They are guards Kevin Dorsey (Port Tobacco, Md./Clinton Christian), Jarvis Johnson (Brooklyn Park, Minn./DeLaSalle), Dupree McBrayer (Jamaica, N.Y./Sunrise Christian Academy) and forward Jonathan Nwankwo (Mount Vernon, N.Y./Victory Rock Prep).

• "We are excited about the addition of all four student-athletes," Pitino said. "Not only are their futures very bright on the basketball court, but they will also be great representatives of our University and our basketball program."

RECAPPING THE EXHIBITION

• The Gophers rolled past Minnesota Duluth, 95-68, on Nov. 6 at Williams Arena in the lone exhibition game of the season.

• Five Minnesota players scored in double figures, led by 23 points from newcomer Carlos Morris.

• Senior Elliott Eliason posted a game-high 16 rebounds while DeAndre Mathieu had eight assists.

• As a team, the Gophers shot 58.5 percent from the field (38-65) and won the rebounding battle by a 40-31 margin over the Bulldogs.

GOPHERS ON TV

• Every regular season Minnesota game will be able to be watched live via television or web stream this season.

• Beginning with the season opener vs. Louisville on ESPN, the Gophers will be featured 13 times on the ESPN family of networks, including four BIG games.

MINNESOTA MEDIA POLICIES

MEDIA CREDENTIALS

Requests for working media credentials (newspaper, radio, TV, photo) for Minnesota home games must be made on-line at gophersports.com/mbbmedia. Requests for credentials should be made as early as possible due to severe seat limitations in the press areas at Williams Arena. Please contact the Athletic Communications office for more information regarding the on-line credentialing system. Delivery of credentials will be handled according to individual situations, but in most cases will not be mailed. Credentials can be picked up starting two and a half hours before game time at the Williams Arena media will call gate at the west end of the south lobby of the building.

MEDIA CREDENTIAL CRITERIA

Due to severe space limitations for media seating in Williams Arena, media requesting credentials for Golden Gopher basketball will have to meet certain criteria to gain access to press seating. The criteria will also determine where media will be located during games either in press row courtside or in the upper press row (Row 1 of balcony on north side). Order of priority:

- The originating television entity of the game will be seated courtside at center court.
- Flagship radio for both teams will be seated in the upper level press row. Any non-originating radio stations doing game updates will be seated in the upper press row. Student radio stations will be subject to space restrictions and will only be granted credentials if space allows.
- Any national publication will be granted a minimum of one credential for working press and one photography credential if needed courtside.
- The Associated Press and the primary daily newspapers of the Minneapolis/St. Paul market that provide daily coverage for Golden Gopher basketball will be granted three seats courtside. (1-photo, 2-working press). Any other requested credentials will be seated in the upper press row.
- Any visiting team's primary newspapers from its largest media market that provide daily coverage of the visiting team will be granted one credential courtside if space allows. The location of other credentialed media of the visiting team will be determined by circulation size or the visiting SID.
- Minneapolis/St. Paul local television stations with network affiliation will be granted a shooting position (located near the slash camera position) and one seat in the radio deck.
- Any local television stations from visiting markets will be seated on the radio deck.
- Daily student newspapers will be placed on the radio deck with the exception of the Minnesota Daily. The Minnesota Daily will have one credential in the courtside press row. Any additional credentialed seats will be located in the radio deck.
- Any weekly, basketball specific, or school specific publications with the exception of the Minnesota Spokesman-Recorder will be seated on the radio deck and issue of credentials will be determined by space restrictions and the media relations office. The Minnesota Spokesman-Recorder will have one credential in the courtside press row.
- If there is no space available on either press row, media can request credentials and have access during the game to the media work room located on the second level of the east addition and postgame interview areas.

PHOTO AND FILM CREDENTIALS

All photo and game film credentials should be requested as early as possible because of severe space limitations. Photographers and film crews may work only in the designated areas. Photographers are not allowed on the court during play, but can photograph pregame and postgame activities, if they have requested such access from the media relations staff. Failure to comply will result in expulsion from the arena.

WEEKLY PRACTICE ACCESS/INTERVIEW AVAILABILITY

Coach Pitino and select Golden Gopher players will be made available for interviews the day before each game prior to the start of that day's practice. Interviews, in most cases, will be conducted in the Williams Arena Media Room. This is subject to change at the coaches discretion. It is strongly recommended that at least 24 hours notice be given to Dan Reisig in the Athletic Communications Office to ensure that your request can be considered.

BIG TEN/RICHARD PITINO WEEKLY MEDIA TELECONFERENCE

Starting with the beginning of Big Ten conference play in January and for the rest of the regular season, there will be a weekly teleconference coordinated by the Big Ten Conference office involving all of its men's basketball coaches. Interested media may call in and participate in the call. For a full schedule of the coaches participating, please see the Big Ten basketball weekly release.



RICHARD PITINO

HEAD COACH | SECOND SEASON

Richard Pitino AT A GLANCE

Born Sept. 16, 1982
Hometown Boston, Mass.
High School St. Sebastian's School (Needham, Mass.)
College Providence, 2005 (B.S. History)
Family Wife, Jill; Daughter, Ava; Son, Jack

Collegiate Coaching Experience

2005-06	Assistant Coach	Northeastern
2006-07	Assistant Coach	Duquesne
2007-09	Assistant Coach	Louisville
2009-11	Assistant Coach	Florida
2011-12	Associate Head Coach	Louisville
2012-13	Head Coach	Florida International
2013-	Head Coach	Minnesota

Coaching Record

2012-13	Florida International	18-14
---------	-----------------------	-------

- Led FIU to first winning season since 1999-2000
- Guided Panthers to 18 wins, its highest total since 1997-98
- Led FIU to its first appearance in the Sun Belt Conference Tournament championship game.
- FIU finished with 11 conference wins on the season, the most by a Panther team since joining the Sun Belt Conference.

2013-	Minnesota	42-26
-------	-----------	-------

- Set a school record for victories in a single season (2013-14)
- Guided Gophers to NIT Championship (2014)

Pitino's NBA Players

Name	Current/Last NBA Team	Overall Pick	Year
Russ Smith	New Orleans Pelicans	47	2014
Gorgui Dieng	Minnesota Timberwolves	21	2013
Peyton Siva	Detroit Pistons	56	2013
Chandler Parsons	Houston Rockets	38	2011
Samarco Samuels	Cleveland Cavaliers (2013)	Free Agent	
Earl Clark	Cleveland Cavaliers	14	2009
Derrick Caracter	Los Angeles Lakers (2012)	58	2010
Chris Smith	New York Knicks	Free Agent	
Vernon Macklin	Detroit Pistons (2012)	52	2011
Terrance Williams	Boston Celtics (2013)	11	2009
Jerry Smith	New Jersey Nets (2012)	Free Agent	
Jose Juan Barea	Minnesota Timberwolves	Free Agent	

Richard Pitino is in his second season as the 17th head coach of the University of Minnesota's Golden Gopher men's basketball team.

In year one, Pitino led the Gophers to their second National Invitation Tournament championship in program history, posting a school-record 25 wins in the process. Among those victories were three top-25 wins at home in Williams Arena, knocking off #9/8 Wisconsin, #11/9 Ohio State, and #20/19 Iowa. Those were part of the 20 home wins that the Gophers amassed during the season. Pitino's first Gopher team finished with eight Big Ten victories, seventh in the conference, along with an opening-round win in the Big Ten Tournament. The 2014-15 squad featured two All-Big Ten honorable mention players in junior guards Andre Hollins and DeAndre Mathieu, the latter one of four newcomers that arrived on campus with Pitino.

"We are excited to welcome Coach Pitino to the University of Minnesota," said University President Eric Kaler at the time of his hiring. "Pitino brings the energy, skill, passion and commitment we need to lead our program and develop our student-athletes, both on and off the court."

Pitino came to Gold Country after spending one season at the helm of the Florida International University (FIU) basketball program. Prior to his arrival in South Florida, FIU had not had a winning season since 1999-2000 and in the three seasons before his hiring posted a combined record of 26-65.

"Coach Pitino is the right fit for our university, basketball program and student-athletes," said Teague. "We were impressed with the turnaround at Florida International and his prior success with Louisville and Florida. We look forward to working with Richard to build a successful long-term program."

In just one season, Pitino led the program to 18 wins, the fourth-most in program history, and its first appearance in the Sun Belt Conference Tournament championship game. FIU finished with 11 conference wins on the season, the most by a Panther team since joining the Sun Belt Conference.

"It is an unbelievable honor to have the opportunity to lead the University of Minnesota program," said Pitino. "I want to thank President Kaler, Norwood Teague and the rest of the administration for believing I am the right person to build this program and develop its student-athletes. I look forward to working with Norwood, our student-athletes and the entire athletic department."

Prior to leading FIU, Pitino served as the Associate Head Coach for one season and an assistant for two other seasons under his father, Rick, at Louisville. In three years overall with the Cardinals, he helped the program to a combined 88-25 record, a pair of NCAA Elite Eight berths (2008 and 2009) and one NCAA Final Four appearance (2012). His efforts also helped the Cards land two of top 15 recruiting classes in his three years (2007-08 and 2008-09).

Pitino also spent time as an assistant for two seasons under Billy Donovan at Florida. In his time with the Gators, the club was a combined 50-20 with back-to-back NCAA Tournament appearances, including reaching the 2011 NCAA Southeast Regional finals before falling to NCAA runner-up Butler.

Pitino has also spent time as an assistant at Duquesne (2006-07) and Northeastern (2005-06).

MINNESOTA WHEN...

	2014-15	2013-14
Home	13-4	18-3
Away	3-8	3-7
Neutral	1-1	4-3
Nonconference (includes post-season games)	11-2	17-3
Big Ten Conference	6-11	8-10
Big Ten Tournament	—	1-1
Leading at half	15-4	18-6
Trailing at half	2-8	5-7
Tied at half	0-1	2-0
Leading with 5:00 left	16-3	22-1
Trailing with 5:00 left	0-8	2-12
Tied with 5:00 left	1-2	1-0
Overtime	1-1	1-2
Shooting 50% or better from the field	9-0	8-0
Shooting less than 50% from the field	8-13	17-13
Opp. shoot 50% or better from the field	1-4	1-4
Opp. shoot less than 50% from the field	16-9	24-9
Make more 3s than opponent	8-7	17-4
Opponent makes more 3s	5-6	5-9
3s are equal	4-0	3-0
More FT attempts than opponent	12-2	18-2
Opponent had more FT attempts	4-10	7-11
FT attempts are equal	1-1	—
Out-rebound opponent	7-4	12-4
Out-rebounded by opponent	10-8	10-7
Rebounds are equal	0-1	3-2
Fewer turnovers than opponent	15-5	17-2
More turnovers than opponent	2-6	5-11
Turnovers are equal	0-2	3-0
Bench outscores opponent's bench	10-7	14-8
Opponent's bench outscores MN bench	6-5	10-5
Bench points are equal	1-1	1-0
Score 70 points or more	12-3	16-6
Score fewer than 70 points	5-10	9-7
Hold opponent to less than 70 points	12-4	19-5
Opponent scores 70 points or more	5-9	6-8
Score 80 points or more	10-0	11-0
Games decided by 1-5 points	3-7	4-4
Games decided by 6-10 points	4-2	10-3
Games decided by 11-15 points	1-3	5-3
Games decided by more than 15 points	9-1	6-3
November	4-2	6-2
December	7-1	5-0
January	3-6	4-4
February	3-3	3-5
March	0-1	5-2
April	—	2-0
On CBS, TruTV, TNT, TBS	—	—
On ESPN, ESPN2, ESPNU	3-6	8-3
On Big Ten Network	8-7	11-10
Other/Internet	6-0	6-0
Non-Televised	—	—
vs. ranked opponents	1-6	3-7
vs. unranked opponents	16-7	22-6
Miscellaneous Stats		
Current streak	L-1	W-5
Homecourt streak	L-2	W-5
Neutral streak	W-1	W-2
Road streak	W-1	L-2
Wearing White	10-2	14-1
Wearing Gold	3-2	7-3
Wearing Maroon	4-7	4-9
Wearing Black/Camo	0-2	—
Day Games	6-4	6-6
Night Games	11-9	19-7
Weekday Games	11-9	17-7
Weekend Games	6-4	8-6

2014-15 STARTING LINEUPS

Games	G	G	G/F	F	F/C	Record
1-17	Mathieu	Hollins	Morris	King	Walker	11-6
18	Mason	Hollins	Buggs	King	Eliason	0-1
19-20	Mason	Hollins	Morris	King	Walker	1-1
21-24	Mathieu	Hollins	Morris	King	Walker	3-1
25-27	Mathieu	Hollins	Buggs	King	Walker	1-2
28-30	Mason	Hollins	Buggs	King	Walker	1-2

2014-15 MISCELLANEOUS STATISTICS

ATTENDANCE	G	TOTAL	AVERAGE	STARTS	SEASON (CAREER)
Home	17	206,977	12,175	Andre Hollins	30 (119)
Away	11	136,763	12,433	Joey King	30 (45)
Neutral	2	7,241	3,621	Maurice Walker	29 (31)
Total	30	350,981	11,699	DeAndre Mathieu	24 (62)
				Carlos Morris	23 (23)
				Charles Buggs	7 (7)
				Nate Mason	6 (6)
				Elliott Eliason	1 (60)
DUNK -O- METER				GAMES MISSED (INJURY/ILLNESS/OTHER)	SEASON (CAREER)
Maurice Walker			13 (25)	Maurice Walker	(25)
Charles Buggs			8 (8)	Andre Hollins	(3)
Bakary Konate			6 (6)	Charles Buggs	(2)
Elliott Eliason			5 (12)	Elliott Eliason	(2)
Joey King			4 (7)	Joey King	(1)
Andre Hollins			3 (8)		
Carlos Morris			2 (2)		
Josh Martin			1 (1)		
DOUBLE-DOUBLES				FOULED OUT	SEASON (CAREER)
Maurice Walker			2 (2)	Joey King	2 (9)
DeAndre Mathieu			2 (2)	Maurice Walker	2 (4)
Andre Hollins			1 (2)	Andre Hollins	1 (4)
Elliott Eliason			(6)	Carlos Morris	1 (1)
				Elliott Eliason	(5)
				DeAndre Mathieu	(2)
DOUBLE-FIGURE SCORING				SEASON (CAREER)	
Andre Hollins			20 (84)		
Maurice Walker			18 (29)		
Carlos Morris			17 (17)		
Nate Mason			16 (16)		
DeAndre Mathieu			14 (38)		
Joey King			14 (32)		
Charles Buggs			1 (2)		
Elliott Eliason			(8)		
20-POINT GAMES				SEASON (CAREER)	
Andre Hollins			8 (29)		
Carlos Morris			3 (3)		
Maurice Walker			2 (2)		
Joey King			(3)		
DeAndre Mathieu			(1)		
DOUBLE-FIGURE ASSISTS				SEASON (CAREER)	
DeAndre Mathieu			2 (2)		
DOUBLE-FIGURE REBOUNDS				SEASON (CAREER)	
Maurice Walker			3 (3)		
Andre Hollins			1 (2)		
Elliott Eliason			(11)		

Largest Victory	52	vs. Franklin Pierce (11/20/14)
Largest Defeat	19	at Indiana (2/15/15)
Largest Halftime Lead	24	vs. Franklin Pierce (11/20/14)
Largest Halftime Deficit	13	twice; last at Penn State (1/28/15)
Most Points In First Half	55	vs. Franklin Pierce (11/20/14)
Most Points In Second Half	54	twice; last vs. UNCW (12/27/14)
Most Points Allowed In First Half	44	twice; last vs. Wisconsin (3/5/15)
Most Points Allowed In Second Half	47	at Purdue (12/31/14)
Best Field Goal Pct. In A Half	.680 (17-25) - 1st half	vs. Southern (12/10/14)
Largest Lead	53	vs. Franklin Pierce (11/20/14)
Largest Lead On Road	19	at Wake Forest (12/2/14)
Largest Lead - Neutral Site	16	vs. Georgia (11/28/14)
Largest Blown Lead - Loss	13	at Purdue (12/31/14)
Largest Deficit	20	twice; last vs. Wisconsin (3/5/15)
Largest Deficit At Home	20	vs. Wisconsin (3/5/15)

CAREER RECORDS

SCORING

Player (Seasons)	Pts.
1. Mychal Thompson (1975-78)	1,992
2. Willie Burton (1987-90)	1,800
3. Randy Breuer (1979-83)	1,777
4. Andre Hollins (2011-Present)	1,734
5. Sam Jacobson (1995-98)	1,709
6. Kevin McHale (1977-80)	1,704
7. Quincy Lewis (1996-99)	1,614
8. Tommy Davis (1982-85)	1,481
9. Trent Tucker (1979-82)	1,445
10. Charley Mencil (1952-55)	1,391
11. Marc Wilson (1983-86)	1,386
12. Kevin Lynch (1988-91)	1,355
13. Tom Kondla (1966-68)	1,350
14. Ron Johnson (1958-60)	1,335
15. Lou Hudson (1964-66)	1,329
Austin Hollins (2010-2014)	1,321
17. Dan Coleman (2004-08)	1,317
18. Arriel McDonald (1991-94)	1,273
19. Dusty Rychart (1999-2002)	1,268
20. Blake Hofferbar (2007-11)	1,267
21. Melvin Newbern (1988-90)	1,224
22. Jim McIntyre (1946-49)	1,223
23. Archie Clark (1964-66)	1,199
Lawrence Westbrook (2006-10)	1,199
25. Randy Carter (1991-94)	1,186
26. Darryl Mitchell (1978-82)	1,182
27. Michael Bauer (2000-04)	1,168
28. Rodney Williams (2009-13)	1,145
29. Osborne Lockhart (1974-78)	1,106
30. George Kline (1954-58)	1,098
31. Voshon Lenard (1991-93)	1,097
32. Eric Magdanz (1960-63)	1,083
33. Mark Hall (1978-82)	1,072
John Shasky (1982-86)	1,072
35. Eric Hill (1968-71)	1,057
36. Maurice Hargrow (2001-04, '05-06)	1,021
37. Ralph Sampson III (2008-12)	1,016
38. Jim Brewer (1970-73)	1,009
39. Dick Garmaker (1953-55)	1,008
40. Larry Mikan (1967-70)	1,007

THREE-POINT FIELD GOALS

Player (Seasons)	3-fg
1. Blake Hofferbar (2007-11)	279
2. Andre Hollins (2011-Present)	269
3. Michael Bauer (2000-04)	191
4. Austin Hollins (2010-2014)	181
5. Sam Jacobson (1995-98)	173
6. Lawrence McKenzie (2006-08)	157
7. Kevin Burlison (2000-03)	148
8. Lawrence Westbrook (2006-10)	140
9. Voshon Lenard (1992-93)	137
10. Quincy Lewis (1996-99)	127
11. Kevin Lynch (1988-91)	117
12. Terrance Simmons (1999-2001)	108
13. Jamal Abu-Shamala (2005-09)	106
14. Aaron Robinson (2002-05)	101
15. Arriel McDonald (1991-94)	100
Adam Boone (2003-04, 2005-06)	100

THREE-POINT FIELD GOAL ATTEMPTS

Player (Seasons)	3-fga
1. Andre Hollins (2011-Present)	683
2. Blake Hofferbar (2007-11)	682
3. Michael Bauer (2000-04)	535
4. Austin Hollins (2010-2014)	530
5. Sam Jacobson (1995-98)	474
6. Kevin Burlison (2000-03)	447
7. Lawrence McKenzie (2006-08)	391
8. Voshon Lenard (1992-93)	369
9. Quincy Lewis (1996-99)	369
10. Lawrence Westbrook (2006-10)	369
11. Arriel McDonald (1991-94)	315
Adam Boone (2003-04, 2005-06)	315
13. Terrance Simmons (1999-2001)	304
14. Kevin Lynch (1988-91)	298

THREE-POINT FIELD-GOAL PCT. min. 80 attempts

Player (Seasons)	Pct. (FG-FGA)
1. Ray Gaffney (1986-89)	.450 (50-111)
2. Travarus Bennett (2001-02)	.422 (57-135)
3. Tim Hanson (1985-88)	.419 (49-117)
4. Blake Hofferbar (2007-11)	.409 (279-682)
5. Jamal Abu-Shamala (2005-2009)	.402 (106-264)
Lawrence McKenzie (2006-08)	.402 (157-391)
7. Julian Welch (2011-213)	.399 (57-143)
8. Andre Hollins (2011-Present)	.394 (269-683)
9. Kevin Lynch (1988-91)	.393 (117-298)
10. Kim Zurcher (1987-88)	.390 (57-146)
11. Devoe Joseph (2008-11)	.382 (97-254)
12. Lawrence Westbrook (2006-10)	.379 (140-369)
13. Willie Burton (1987-90)	.378 (82-217)

FREE THROWS MADE

Player (Seasons)	FTM
1. Willie Burton (1987-90)	426
2. Randy Breuer (1980-83)	415
3. Andre Hollins (2011-Present)	410
4. Jim McIntyre (1946-49)	361
5. Charley Mencil (1952-55)	347
6. Mychal Thompson (1975-78)	346
7. Dick Garmaker (1954-55)	342
8. Ron Johnson (1958-60)	326
9. Marc Wilson (1983-86)	306
10. Archie Clark (1964-66)	291

FREE THROW ATTEMPTS

Player (Seasons)	FTA
1. Willie Burton (1987-90)	569
Randy Breuer (1980-83)	569
3. Jim McIntyre (1946-49)	508
4. Mychal Thompson (1975-78)	500
5. Andre Hollins (2011-Present)	495
6. Charley Mencil (1952-55)	480
7. Dick Garmaker (1954-55)	460
8. Ron Johnson (1958-60)	438
9. Marc Wilson (1983-86)	428
10. Tom Kondla (1966-68)	418
11. Archie Clark (1964-66)	412
12. Eric Magdanz (1961-63)	381

FREE THROW PERCENTAGE min. 200 attempts

Player (Seasons)	Pct. (FT-FTA)
1. Andre Hollins (2011-Present)	.828 (410-495)
2. Voshon Lenard (1992-93)	.810 (192-237)
3. Phil "Flip" Saunders (1974-77)	.809 (170-210)
4. Lawrence Westbrook (2006-2010)	.807 (243-301)
5. Kevin Lynch (1988-91)	.784 (200-255)
6. Arriel McDonald (1991-94)	.783 (275-351)
7. Tommy Davis (1982-85)	.777 (227-292)
8. Dusty Rychart (1999-2002)	.775 (251-324)
9. Trent Tucker (1979-82)	.772 (183-237)
10. Kevin McHale (1977-80)	.770 (275-357)
11. Jed Dommeyer (1953, '56-57)	.770 (188-244)
12. Oliver Shannon (1969-71)	.761 (239-314)
13. Darryl Mitchell (1979-82)	.760 (266-350)

ASSISTS

Player (Seasons)	Assists
1. Arriel McDonald (1991-94)	547
2. Kevin Burlison (2000-03)	440
3. Al Nolen (2007-11)	394
4. Marc Wilson (1983-86)	375
5. Melvin Newbern (1988-90)	369
6. Andre Hollins (2011-Present)	352
7. Kevin Lynch (1988-91)	301
8. Ray Williams (1976-77)	296
9. Phil "Flip" Saunders (1974-77)	295
10. Austin Hollins (2010-2014)	293
11. Terrence Simmons (1998-2001)	285
12. Adam Boone (2003-04, '05-06)	269
13. Osborne Lockhart (1975-78)	268

ASSISTS AVERAGE min. 40 games played

Player (Seasons)	Avg.
1. Ray Williams (1976-77)	5.7
2. Arriel McDonald (1991-94)	4.5
3. Melvin Newbern (1988-90)	4.1
Adam Boone (2003-04, '05-06)	4.1
5. Al Nolen (2007-11)	4.0
6. Phil "Flip" Saunders (1974-77)	3.7
7. Kevin Burlison (2000-2003)	3.6
8. Terrance Simmons (1998-2001)	3.4
Andre Hollins (2011-Present)	2.6

Assists were first compiled as an official statistic by the Big Ten and the University of Minnesota beginning with the 1974-75 season (Phil Saunders' totals include only his last three seasons of competition). They were first compiled by the NCAA in 1983-84.

STEALS

Player (Seasons)	Steals
1. Melvin Newbern (1988-90)	215
2. Austin Hollins (2010-2014)	213
3. Al Nolen (2007-11)	205
4. Damian Johnson (2006-10)	195
5. Quincy Lewis (1996-99)	179
6. Trent Tucker (1979-82)	164
7. Arriel McDonald (1991-94)	163
8. Kevin Burlison (2000-03)	160
9. Darryl Mitchell (1979-82)	153
10. Marc Wilson (1983-86)	138
11. Voshon Lenard (1991-93)	134
12. Andre Hollins (2011-Present)	132
13. Sam Jacobson (1995-98)	131
14. Kevin Lynch (1988-91)	127

Minnesota first compiled steals beginning with the 1977-78 season.

BLOCKS

Player (Seasons)	Blocks
1. Kevin McHale (1977-80)	235
2. Randy Breuer (1980-83)	229
3. Ralph Sampson III (2008-12)	203
4. Damian Johnson (2006-10)	191
5. Joel Przybilla (1998-2000)	165
6. Michael Bauer (2000-04)	157
7. Jeff Hagen (2002-05)	153
8. Mychal Thompson (1975-78)	150
Elliott Eliason (2011-Present)	150
10. Bob Martin (1989-92)	146
11. Rodney Williams (2009-13)	141
12. Dan Coleman (2004-08)	114
13. John Shasky (1983-86)	111
14. Trevor Mbakwe (2010-13)	106
15. Jerry Holman (2001-03)	95

Minnesota first compiled blocks beginning with the 1976-77 season (Mychal Thompson's totals include his junior and senior seasons, and 21 of 26 games his sophomore season).

GAMES PLAYED

Player (Seasons)	Games
1. Austin Hollins (2010-14)	141
2. Andre Hollins (2011-Present)	137
3. Elliott Eliason (2011-Present)	136
4. Rodney Williams (2009-13)	134
5. Blake Hofferbar (2007-11)	132
6. Sam Jacobson (1995-98)	130
7. Jamal Abu-Shamala (2005-09)	128
8. Damian Johnson (2006-10)	127
Dan Coleman (2004-08)	127
Quincy Lewis (1996-99)	127
Maverick Ahanmisi (2010-14)	127
12. Ralph Sampson III (2008-12)	125
13. Ernest Nzigamasabo (1991-94)	124
14. Kevin Burlison (2000-03)	123
Chad Kolander (1992-95)	123
16. Lawrence Westbrook (2006-10)	121
Arriel McDonald (1991-94)	121

THE LAST TIME...

RANKED IN A.P. TOP 25 Feb. 4, 2013 (No. 18)
RANKED IN USA TODAY TOP 25 Feb. 4, 2013 (No. 18)
DEFEATED AN A.P. NO. 1 TEAM Feb. 27, 2013 (Minnesota 77, No. 1 Indiana 73)
DEFEATED AN A.P. TOP 5 TEAM Feb. 27, 2013 (Minnesota 77, No. 1 Indiana 73)
DEFEATED AN A.P. TOP 10 TEAM Jan. 22, 2014 (Minnesota 81, No. 9 Wisconsin 68)
DEFEATED AN A.P. TOP 25 TEAM Feb. 25, 2014 (Minnesota 95, No. 20 Iowa 89)
DEFEATED A HIGHER RANKED TEAM ON THE ROAD *(when ranked)*
Feb. 12, 1994 (#23 Minnesota 109, #21 Wisconsin 78 in Madison, Wis.)
DEFEATED A RANKED TEAM ON THE ROAD *(when unranked)*
Feb. 26, 2015 (Minnesota 96, #25 Michigan State 90 in East Lansing, Mich.)
DEFEATED A HIGHER RANKED TEAM AT NEUTRAL SITE *(when ranked)*
Nov. 26, 2009 (#16 Minnesota 82, #10 Butler 73 in Anaheim, Calif.)
DEFEATED A RANKED TEAM AT NEUTRAL SITE *(when unranked)*
Mar. 22, 2013 (Minnesota 83, No. 24 UCLA 63 - NCAA)
SCORED 100 POINTS IN A GAME Dec. 27, 2014 (Minnesota 108, UNCW 82)
ALLOWED 100 POINTS IN A GAME Feb. 20, 1988 (Iowa 107, Minnesota 86)
HELD OPPONENT TO LESS THAN 50 POINTS - WIN
Jan. 31, 2015 (Minnesota 60, Nebraska 42)
HELD OPPONENT TO LESS THAN 50 POINTS - LOSS
Jan. 26, 2013 (Wisconsin 45, Minnesota 44)
HELD OPPONENT TO LESS THAN 40 POINTS Nov. 9, 2012 (Minnesota 72, American 36)
HELD OPPONENT UNDER 20 POINTS IN A HALF Feb. 12, 2015 (Iowa - 19 in 1st half)
HELD OPPONENT UNDER 15 POINTS IN A HALF Mar. 2, 2013 (Penn State - 12 in 1st half)
DEFEATED A TEAM BY 30 POINTS Dec. 19, 2014 (Minnesota 92, Seattle 57)
DEFEATED A TEAM BY 40 POINTS Nov. 20, 2014 (Minnesota 109, Franklin Pierce 57)
SHOT 70 PERCENT FROM THE FIELD Feb. 11, 1984 (.714, vs. Indiana - 30 of 42)
SHOT 60 PERCENT FROM THE FIELD Dec. 8, 2014 (.600 vs. North Dakota - 36 of 60)
MADE 10 THREE-POINTERS IN A GAME Jan. 17, 2015 (10 of 28 vs. Rutgers)
HAD 50 REBOUNDS IN A GAME Nov. 16, 2013 (54 at Richmond)
HAD 30 ASSISTS IN A GAME Dec. 2, 1991 (30 vs. Youngstown State)
HAD 25 ASSISTS IN A GAME Dec. 27, 2014 (25 vs. UNCW)
HAD 15 STEALS IN A GAME Feb. 7, 2015 (17 vs. Purdue)
HAD 10 STEALS IN A GAME Jan. 31, 2015 (10 vs. Nebraska)
BLOCKED 10 SHOTS IN A GAME Nov. 21, 2013 (12 vs. Wofford)
COMMITTED FEWER THAN 5 TURNOVERS Jan. 24, 2004 (4 vs. Indiana - OT)
FORCED 30 TURNOVERS Dec. 28, 2007 (30 vs. Nicholls State)
FORCED 25 TURNOVERS Dec. 8, 2014 (25 vs. North Dakota)
HAD SIX PLAYERS SCORE IN DOUBLE FIGURES Dec. 8, 2014 vs. North Dakota
(Maurice Walker-22, DeAndre Mathieu-15, Carlos Morris-14,
Joey King-12, Nate Mason-11, Andre Hollins-10)
TWO PLAYERS WITH DOUBLE-DOUBLES IN THE SAME GAME
Dec. 10, 2013 (Austin Hollins - 20 points, 14 rebounds;
Elliott Eliason - 10 points, 12 rebounds vs. South Dakota State)
WON A GAME WITH THE LAST SHOT
Feb. 6, 2010 (Lawrence Westbrook jumper as time expired at Penn State)

OVERTIME

PLAYED AN OVERTIME GAME Feb. 26, 2015 (Minnesota 96, Michigan State 90 OT)
PLAYED A DOUBLE OVERTIME GAME Feb. 5, 2014 (Purdue 77, Minnesota 74 3OT)
PLAYED A TRIPLE OVERTIME GAME Feb. 5, 2014 (Purdue 77, Minnesota 74 3OT)
WON AN OVERTIME GAME Feb. 26, 2015 (Minnesota 96, Michigan State 90 OT)
LOST AN OVERTIME GAME Jan. 6, 2015 (Ohio State 74, Minnesota 72 OT)

MINNESOTA INDIVIDUAL RECORDS

TRIPLE-DOUBLE Mychal Thompson (34 pts, 12 reb, 12 blocks vs. Ohio State), 1/26/1976
DOUBLE-DOUBLE (PTS-AST) DeAndre Mathieu (13 pts., 11 ast., vs. UNCW), 12/27/2014
DOUBLE-DOUBLE (PTS-RBS) Maurice Walker (12 pts., 13 rbs., vs. Illinois), 1/24/2015
40 OR MORE POINTS IN A GAME Andre Hollins (41 vs. Memphis), 11/23/2012
35 POINTS IN A GAME Andre Hollins (41 vs. Memphis), 11/23/2012
30 POINTS IN A GAME Andre Hollins (31 vs. Rutgers), 1/17/2015
25 POINTS IN A GAME Andre Hollins (28 vs. Illinois), 1/24/2015
25 POINTS IN A HALF Vincent Grier (25 in 2nd half vs. Wisconsin), 1/26/2005
20 POINTS IN A HALF Joe Coleman (24 in 2nd half at Illinois), 1/09/2013
20 REBOUNDS IN A GAME Richard Coffey (20 vs. Grambling State), 12/30/1987
15 REBOUNDS IN A GAME Trevor Mbakwe (16 at Northwestern), 1/23/2013
15 ASSISTS IN A GAME Arriel McDonald (16 vs. Wisconsin), 1/12/1994
10 ASSISTS IN A GAME DeAndre Mathieu (11 vs. UNCW), 12/27/2014
FIVE THREE-POINTERS IN A GAME Andre Hollins (5 vs. Illinois), 1/24/2015
15 FREE THROWS MADE IN A GAME Trevor Mbakwe (16 vs. Fairfield), 11/27/2011
10 FREE THROWS MADE IN A GAME Austin Hollins (10 vs. Southern Miss), 3/25/2014
FIVE STEALS IN A GAME Carlos Morris (5 vs. Purdue), 2/7/2015
FIVE BLOCKS IN A GAME Maurice Walker (5 vs. UMBC), 11/22/2014
10 BLOCKS IN A GAME Joel Przybilla (10 at Fresno State), 12/4/1998
20 POINTS AND 10 ASSISTS IN A GAME
Lawrence McKenzie (22 points, 10 assists vs. Ohio State), 2/18/2007
20 POINTS AND 10 REBOUNDS IN A GAME
Andre Hollins (21 points, 11 rebounds, at Nebraska), 1/20/2015
CONSECUTIVE 30-POINT GAMES
Vincent Grier (32 vs. Wisconsin; 32 vs. Northwestern), 2/5-9/2005
CONSECUTIVE 20-POINT GAMES
Andre Hollins (20 at Iowa; 23 at Indiana), 2/12-15/2015
THREE STRAIGHT 20-POINT GAMES
Andre Hollins (31 vs. Rutgers; 21 at Nebraska; 28 vs. Illinois), 1/17-24/2015
FOUR STRAIGHT 20-POINT GAMES
Rodney Williams (20 vs. Michigan - BTT; 21 at La Salle - NIT; 21 at Miami - NIT; 24
at Middle Tennessee State - NIT), 3/9-21/2012
SIX STRAIGHT DOUBLE FIGURE REBOUND GAMES
Trevor Mbakwe (12 vs. Michigan State; 11 vs. Northwestern; 11 at Illinois;
10 at Indiana; 10 vs. Michigan; 16 at Northwestern), 12/31-1/23/2013
SEVEN STRAIGHT DOUBLE FIGURE REBOUND GAMES
Trevor Mbakwe (12 vs. Michigan State; 11 vs. Northwestern; 11 at Illinois;
10 at Indiana; 10 vs. Michigan; 16 at Northwestern; 10 at Wisconsin), 12/31-1/27/2013

OPPONENT INDIVIDUAL RECORDS

DOUBLE-DOUBLE Travis Trice, Michigan State (21 pts, 10 ast), 2/26/2015
40 OR MORE POINTS IN A GAME Dennis Scott, Georgia Tech (40), 3/25/1990
30 POINTS IN A GAME Montrezl Harrell, Louisville (30), 11/14/2014
25 POINTS IN A GAME Frank Kaminsky, Wisconsin (25), 3/5/2015
20 REBOUNDS IN A GAME Greg Brunner, Iowa (23), 1/18/2006
15 REBOUNDS IN A GAME Mason Plumlee, Duke (17), 11/08/2012
15 ASSISTS IN A GAME B.J. Armstrong, Iowa (15), 2/18/1989
10 ASSISTS IN A GAME Travis Trice, Michigan State (10), 2/26/2015
FIVE THREE-POINTERS IN A GAME Denzel Valentine, Michigan State (7), 2/26/2015
10 FREE THROWS MADE IN A GAME Rapheal Davis, Purdue (10), 12/31/2014
FIVE STEALS IN A GAME Harrison/Pointer, St. John's (6/5), 11/26/2014
FIVE BLOCKS IN A GAME A.J. Hammons, Purdue (5), 2/7/2015
20 POINTS AND 10 REBOUNDS IN A GAME
A.J. Hammons, Purdue (20 pts., 14 rbs.), 2/5/2014



charles
BUGGS

23

FORWARD
redshirt
sophomore

height: 6-9
weight: 220

Arlington, Texas

Previous School
Hargrave Military
Academy

High School
Martin

F

STATS ▼

2014-15 | SOPHOMORE SEASON:

Scored two points, one rebound and an assist against Louisville (11/14) • posted four points, three rebounds, an assist and a steal vs. Western Kentucky (11/18) • scored eight points, four rebounds, two blocks and two assists against Franklin Pierce (11/20) • scored six points and three rebounds vs. UMBC (11/22) • scored three points, one steal and a rebound at St. John's (11/26) • was 3-for-3 from behind the arc for nine points and added a rebound vs. Georgia (11/28) • grabbed two rebounds at Wake Forest (12/2) • scored two points with a rebound against North Dakota (12/8) • contributed seven points, four rebounds, one assist and one steal vs. Southern (12/10) • recorded four points, three assists and two rebounds in career-high 24 minutes vs. Seattle (12/19) • scored 13 points, two rebounds and two assists vs. UNCW (12/27) • scored five points with two rebounds and a block at Maryland (1/3) • made first career start and pulled down three rebounds vs. Iowa (1/13) • recorded two points and two rebounds vs. Rutgers (1/17) • scored three rebounds and two points against Illinois (1/24) • scored six points, five rebounds and a block at Penn State (1/28) • sank a 3-pointer and grabbed a rebound against Purdue (2/7) • scored seven points, three assists and two steals at Iowa (2/12) • recorded six points and five rebounds at Indiana (2/15) • scored seven points, three rebounds and an assist against Northwestern (2/18) • was perfect from the field, scoring six points with three rebounds and a steal at Wisconsin (2/21).

2013-14 | FRESHMAN SEASON:

Played two minutes in his collegiate debut against Lehigh (11/8) • scored his first collegiate points against Montana (11/12) • picked up his first career blocks (2) in nine minutes off the bench against Wofford (11/21) • played two minutes and recorded an assist in win over Indiana (2/8) • scored career-high 13 points, including 3-for-3 from beyond the arc, and added three rebounds and a steal in win over Iowa (2/25) • scored three points and added three rebounds at Michigan (3/1) • pulled down a career-high four rebounds with an assist vs. Florida State (4/1 - NIT).

2012-13:

Redshirted.

HIGH SCHOOL:

Attended Hargrave Military Academy (Chatham, Va.) during the 2011-12 school year • previously graduated from Martin High School (Arlington, Texas) with a 3.7 GPA • Hargrave finished the 2011-12 season as the national runner-up with a 38-1 record • Buggs scored 15 points in the championship game • averaged 11.4 points in 15 games as a senior at Martin • averaged 18.9 points and 6.3 rebounds as a member of the Triumph White AAU team in summer 2011 • National Spanish Honor Society member • Principal's Award recipient.

PERSONAL:

Born April 3, 1993 • son of David and Terri Buggs • has one brother, Clayton • plans to major in sport management.

CAREER HIGHS

Minutes

31 at Wisconsin (2/21/15)

Points

13 - twice; last vs. UNCW (12/27/14)

FG Attempts

6 - four times; last vs. UNCW

(12/27/14)

FG Made

5 - twice; last vs. UNCW (12/27/14)

FT Attempts

9 at Maryland (1/3/15)

FT Made

5 at Maryland (1/3/15)

3-Point FG Attempts

3 - four times; last vs. UNCW(12/27/14)

3-Point FG Made

3 - three times; last vs. UNCW

(12/27/14)

Rebounds

5 - twice; last at Indiana (2/15/15)

Assists

3 vs. Seattle (12/19/14)

Steals

2 at Iowa (2/12/15)

Blocks

2 - twice, last vs. Franklin Pierce

(11/20/14)

2014-15 GAME-BY-GAME

Opponent (Date)	Start	Min	Fg-Fga	3g-3a	Ft-Fta	O-D/T	PF	A	TO	Blk	Stl	Pts	
Louisville (11/14)	N	6	0-0	0-0	2-2	0-1/1	0	1	2	0	0	2	
Western Ky. (11/18)	N	9	1-5	1-2	1-2	2-1/3	1	1	0	0	1	4	
Franklin Pierce (11/20)	N	16	3-4	1-1	1-3	1-3/4	2	2	0	2	0	8	
UMBC (11/22)	N	13	3-6	0-2	0-0	1-2/3	2	0	0	0	0	6	
St. John's (11/26)	N	12	1-4	0-2	1-3	1-0/1	1	0	0	0	1	3	
Georgia (11/28)	N	9	3-4	3-3	0-0	0-1/1	2	0	0	0	0	9	
Wake Forest (12/2)	N	8	0-4	0-2	0-0	1-1/2	3	0	0	0	0	0	
Western Carolina (12/5)	N	9	0-0	0-0	1-2	0-0/0	0	1	0	0	0	1	
North Dakota (12/8)	N	10	1-2	0-1	0-0	0-1/1	1	0	0	0	0	2	
Southern (12/10)	N	18	3-6	1-3	0-1	2-2/4	1	1	0	0	1	7	
Seattle (12/19)	N	24	1-4	0-3	2-2	1-1/2	2	3	2	0	0	4	
Furman (12/22)	N	4	0-0	0-0	0-0	1-2/3	0	1	1	0	0	0	
UNCW (12/27)	N	16	5-6	3-3	0-0	0-2/2	4	2	0	0	0	13	
Purdue (12/31)	N	3	0-1	0-1	0-0	0-0/0	0	0	0	0	0	0	
Maryland (1/3)	N	16	0-1	0-1	5-9	2-0/2	2	0	0	1	0	5	
Ohio State (1/6)	N	6	1-2	0-1	0-0	0-1/1	2	0	0	0	0	2	
Michigan (1/10)	N	9	1-2	1-1	0-0	1-1/2	0	0	0	0	0	3	
Iowa (1/13)	Y	18	0-1	0-1	0-0	0-3/3	3	0	0	0	0	0	
Rutgers (1/17)	N	13	1-3	0-1	0-2	0-2/2	1	0	0	0	0	2	
Nebraska (1/20)	N	5	0-0	0-0	0-0	0-0/0	0	0	0	0	1	0	
Illinois (1/24)	N	10	1-5	0-2	0-0	2-1/3	3	0	0	0	0	2	
Penn State (1/28)	N	21	3-5	0-1	0-0	2-3/5	1	1	0	1	0	6	
Nebraska (1/31)	N	6	0-1	0-0	0-0	0-0/0	1	0	0	0	0	0	
Purdue (2/7)	N	7	1-1	1-1	0-1	1-0/1	0	0	0	0	0	3	
Iowa (2/12)	Y	26	3-5	1-2	0-0	2-2/4	3	0	1	0	2	7	
Indiana (2/15)	Y	24	2-4	1-3	1-2	2-3/5	3	0	1	0	0	6	
Northwestern (2/18)	Y	24	3-5	1-2	0-0	1-2/3	2	1	0	0	0	7	
Wisconsin (2/21)	Y	31	3-3	0-0	0-0	0-3/3	3	0	2	0	1	6	
Michigan State (2/26)	Y	15	1-5	0-3	0-0	0-1/1	1	1	0	0	0	2	
Wisconsin (3/5)	Y	11	1-4	0-2	0-0	0-0/0	1	0	0	0	1	2	
Totals		30-7	399	42-93	14-44	14-28	23-39/62	45	15	9	4	8	112

Season	Gp	Gs	Min	Avg	3-POINT			REBOUNDS					Asst	TO	Blk	ST	Pf/Dq	Pts	Avg
					Fg-Fga	Pct	Fg-Fga	Pct.	Ft-Fta	Pct.	O-D/Tot	Avg							
2013-14	16	0	107	6.7	11-16	.688	5-7	.714	0-0	.000	5-13/18	1.1	4	5	3	2	15/0	27	1.7
2014-15	30	7	399	13.3	42-93	.452	14-44	.318	14-28	.500	23-39/62	2.1	15	9	4	8	45/0	112	3.7
Career	46	7	506	11.0	53-109	.486	19-51	.373	14-28	.500	28-52/80	1.7	19	14	7	10	60/0	139	3.0

2013-14 GAME-BY-GAME

Opponent (Date)	Start	Min	Fg-Fa	3g-3a	Ft-Fta	O-D/T	PF	A	TO	Blk	Stl	Pts
Lehigh (11/8)	N	2	0-0	0-0	0-0	0-0/0	1	0	0	0	0	0
Montana (11/12)	N	4	1-1	1-1	0-0	0-1/1	0	0	0	0	1	3
Richmond (11/16)												
Coastal Carolina (11/19)												
Wofford (11/21)	N	9	0-1	0-0	0-0	0-1/1	1	1	1	2	0	0
Syracuse (11/25)												
Arkansas (11/26)												
Chaminade (11/27)												
Florida State (12/3)	N	4	1-1	0-0	0-0	0-0/0	0	0	0	0	0	2
New Orleans (12/7)												
South Dakota St. (12/10)												
Omaha (12/20)												
Texas A&M-C.C. (12/28)												
Michigan (1/2)												
Purdue (1/5)												
Penn State (1/8)												
Michigan State (1/11)												
Ohio State (1/16)												
Iowa (1/19)												
Wisconsin (1/22)												
Nebraska (1/26)												
Northwestern (2/1)												
Purdue (2/5)												
Indiana (2/8)	N	2	0-0	0-0	0-0	0-0/0	0	1	0	0	0	0
Wisconsin (2/13)	N	0+	0-0	0-0	0-0	0-0/0	0	0	0	0	0	0
Northwestern (2/16)												
Illinois (2/19)												
Ohio State (2/22)												
Iowa (2/25)	N	19	5-6	3-3	0-0	1-2/3	1	0	0	0	1	13
Michigan (3/1)	N	16	1-1	1-1	0-0	1-2/3	2	0	2	0	0	3
Penn State (3/9)	N	7	0-0	0-0	0-0	0-2/2	3	0	0	0	0	0
Penn State (3/13)	N	3	0-0	0-0	0-0	0-1/1	1	0	1	1	0	0
Wisconsin (3/14)	N	9	1-1	0-0	0-0	1-0/1	2	0	0	0	0	2
High Point (3/18)	N	8	2-3	0-1	0-0	0-1/1	1	1	0	0	0	4
Saint Mary's (3/23)	N	5	0-0	0-0	0-0	0-0/0	1	0	0	0	0	0
Southern Miss (3/25)	N	7	0-0	0-0	0-0	0-1/1	0	0	0	0	0	0
Florida State (4/1)	N	11	0-2	0-1	0-0	2-2/4	2	1	1	0	0	0
SMU (4/3)	N	1	0-0	0-0	0-0	0-0/0	0	0	0	0	0	0
Totals		16-0	107	11-16	5-7	0-0	5-13/18	15	4	5	3	27



**gaston
DIEDHIU**

41

FORWARD

freshman

height: 6-9
weight: 230

Dakar, Senegal

High School
Canarias
Academy

F

STATS ▼

2014-15 | FRESHMAN SEASON:

Joined the team on December 18 • made collegiate debut at Nebraska, playing five minutes (1/20) • grabbed a rebound against Purdue (2/7) • pulled down an offensive rebound in win at Iowa (2/12) • scored first career basket in seven minutes of action against Northwestern (2/18) • scored two points and two rebounds in win at Michigan State (2/26).

HIGH SCHOOL:

Played at the Canarias Basketball Academy in Spain under head coach Rob Orellana.

PERSONAL:

Bio coming soon.

CAREER HIGHS

Minutes

10 at Wisconsin (2/21/15)

Points

2 - twice; last at Michigan State (2/26/15)

FG Attempts

2 - twice; last at Michigan State (2/26/15)

FG Made

1 - twice; last at Michigan State (2/26/15)

FT Attempts

1 at Michigan State (2/26/15)

FT Made

—

3-Point FG Attempts

1 - twice; last at Michigan State (2/26/15)

3-Point FG Made

—

Rebounds

2 at Michigan State (2/26/15)

Assists

—

Steals

—


Blocks

—

2014-15 GAME-BY-GAME

Opponent (Date)	Start	Min	Fg-Fa	3g-3a	Ft-Fta	O-D/T	PF	A	TO	Blk	Stl	Pts
Seattle (12/19)			DNP (Coach's Decision)									
Furman (12/22)			DNP (Coach's Decision)									
UNCW (12/27)			DNP (Coach's Decision)									
Purdue (12/31)			DNP (Coach's Decision)									
Maryland (1/3)			DNP (Coach's Decision)									
Ohio State (1/6)			DNP (Coach's Decision)									
Michigan (1/10)			DNP (Coach's Decision)									
Iowa (1/13)			DNP (Coach's Decision)									
Rutgers (1/17)			DNP (Coach's Decision)									
Nebraska (1/20)	N	5	0-0	0-0	0-0	0-0/0	1	0	0	0	0	0
Illinois (1/24)	N	1	0-0	0-0	0-0	0-0/0	0	0	0	0	0	0
Penn State (1/28)			DNP (Coach's Decision)									
Nebraska (1/31)	N	1	0-0	0-0	0-0	0-0/0	0	0	0	0	0	0
Purdue (2/7)	N	4	0-0	0-0	0-0	0-1/1	0	0	0	0	0	0
Iowa (2/12)	N	6	0-0	0-0	0-0	1-0/1	0	0	0	0	0	0
Indiana (2/15)	N	2	0-0	0-0	0-0	0-0/0	0	0	1	0	0	0
Northwestern (2/18)	N	7	1-2	0-0	0-0	0-0/0	1	0	0	0	0	2
Wisconsin (2/21)	N	10	0-1	0-1	0-0	0-0/0	4	0	2	0	0	0
Michigan State (2/26)	N	9	1-2	0-1	0-1	0-2/2	0	0	0	0	0	2
Wisconsin (3/5)	N	7	0-0	0-0	0-0	0-1/1	1	0	0	0	0	0
Totals		10-0	52	2-5	0-2	0-1	1-4/5	7	0	3	0	4

Season	Gp	Gs	Min	Avg	3-POINT					REBOUNDS					PF/Dq	Pts	Avg		
					Fg-Fga	Pct	Fg-Fga	Pct.	Ft-Fta	Pct.	O-D/Tot	Avg	Asst	TO				Blk	ST
2014-15	10	0	52	5.2	2-5	.400	0-2	.000	0-1	.000	1-4/5	0.5	0	3	0	0	7/0	4	0.4
Career	10	0	52	5.2	2-5	.400	0-2	.000	0-1	.000	1-4/5	0.5	0	3	0	0	7/0	4	0.4



elliott
ELIASON

55

CENTER
redshirt senior

height: 6-11
weight: 245

Chadron, Neb.

High School
Chadron

C

MILESTONES:

- Blocked his 100th career shot vs. Purdue (1/5/14)
- Scored his 400th career point vs. North Dakota (12/8/14)
- Scored his 300th career point at Iowa (1/19/14)
- Scored his 200th career point vs. Coastal Carolina (11/19/13)
- Grabbed his 500th career rebound vs. Saint Mary's (3/23/14)
- Grabbed his 400th career rebound at Penn State (1/8/14)
- Grabbed his 300th career rebound vs. Coastal Carolina (11/19/13)

2014-15 | SENIOR SEASON:

Posted four points and four rebounds against Louisville (11/14) • scored seven points and four rebounds vs. Western Kentucky (11/18) • contributed four points and a rebound vs. Franklin Pierce (11/20) • recorded seven rebounds, five points, one assist and a block vs. UMBC (11/22) • posted six rebounds, four points and two blocks at St. John's (11/26) • recorded five rebounds, four points and an assist vs. Georgia (11/28) • recorded six points, four rebounds, two assists and two steals at Wake Forest (12/2) • posted five rebounds, three points, one steal and a block vs. WCU (12/5) • scored four points, two steals and a block vs. North Dakota (12/8) • recorded seven points, three rebounds, two assists and two blocks vs. Southern (12/10) • scored eight points on perfect shooting and added four rebounds, one assist and a block vs. Seattle (12/19) • scored six points and six rebounds with two blocks and a steal vs. Furman (12/22) • recorded four points, three rebounds and a steal at Maryland (1/3) • scored five points and four rebounds against Ohio State (1/6) • scored three points with a rebound at Nebraska (1/20) • scored six points, five rebounds and three assists with a block at Penn State (1/28) • posted three rebounds and two points against Nebraska (1/31) • recorded five rebounds, two points and a block at Iowa (2/12).

2013-14 | JUNIOR SEASON:

Started and contributed his first career double-double with 11 points and a career-high 17 rebounds against Lehigh (11/8) • scored six points, grabbed eight rebounds and blocked a career-high five shots against Montana (11/12) • contributed 11 rebounds and eight points against Coastal Carolina (11/19) • picked up his second career double-double with 11 points and 11 rebounds and blocked a career-high seven shots against Wofford (11/21) • played only four minutes against New Orleans (12/7) due to a sprained ankle • started and posted third career double-double with 12 rebounds and 10 points while adding two blocks vs. South Dakota St. (12/10) • scored 10 points, nine rebounds and career-high four steals with an assist against Omaha (12/20) • posted fourth-career double-double with 10 points and 10 rebounds along with two blocks against Michigan (1/2) • scored eight points, seven rebounds, six blocks and a steal in win over Purdue (1/5) • posted double-double with 12 rebounds and 11 points with four blocks at Penn State (1/8) • Pulled down 11 rebounds with seven points, four blocks and two assists in career-high 35 minutes at Michigan State (1/11) • registered 13 rebounds and 12 points along with two blocks and two assists in win over Ohio State (1/14) • dished career-high five assists with five rebounds and four points at Purdue (2/5) • recorded six rebounds and four points vs. Illinois (2/16) • posted eight points, five rebounds, and an assist at Michigan (3/1) • tied career high with seven blocks, and recorded eight rebounds, two points and one assist vs. Saint Mary's (3/23).

HIGH SCHOOL:

A graduate of Chadron High School • averaged 17.7 points, 10.2 rebounds, 4.2 blocks, 2.9 assists and 1.1 steals per game led the Cardinals to the C-1 Nebraska state championship game his senior year • two-time state Gatorade Player of the Year in Nebraska • member of the Future Business Leaders of America.

PERSONAL:

Born January 4, 1992 • son of Jay and Lorna Eliason • his father, Jay, played football and his mother, Lorna, played basketball and volleyball at South Dakota State University • entrepreneurial management and marketing double major in the Carlson School of Management • has one younger brother, Spencer.

CAREER HIGHS

- Minutes**
35 at Michigan State (1/11/14)
- Points**
12 - twice; last vs. Ohio State (1/16/14)
- FG Attempts**
9 vs. Lehigh (11/8/13)
- FG Made**
6 - twice; last vs. Ohio State (1/16/14)
- FT Attempts**
8 at Penn State (1/8/14)
- FT Made**
5 at Michigan State (1/11/14)
- 3-Point FG Attempts**
1 - twice; last at Iowa (2/17/13)
- 3-Point FG Made**
N/A
- Rebounds**
17 vs. Lehigh (11/8/13)
- Assists**
5 at Purdue (2/5/14)
- Steals**
4 vs. Omaha (12/20/13)
- Blocks**
7 vs. Wofford (11/21/13)

2014-15 GAME-BY-GAME

Opponent (Date)	Start	Min	Fg-Fga	3g-3a	Ft-Fta	O-D/T	PF	A	TO	Blk	Stl	Pts	
Louisville (11/14)	N	18	2-4	0-0	0-0	2-2/4	2	0	1	0	0	4	
Western Ky. (11/18)	N	16	3-5	0-0	1-1	1-3/4	3	0	0	0	0	7	
Franklin Pierce (11/20)	N	6	2-2	0-0	0-0	1-0/1	1	1	1	0	0	4	
UMBC (11/22)	N	15	2-4	0-0	1-4	3-4/7	0	1	0	1	0	5	
St. John's (11/26)	N	16	2-2	0-0	0-2	2-4/6	4	0	2	2	0	4	
Georgia (11/28)	N	18	1-2	0-0	2-3	2-3/5	1	1	0	0	0	4	
Wake Forest (12/2)	N	15	3-3	0-0	0-0	2-2/4	3	2	0	0	2	6	
Western Carolina (12/5)	N	17	1-2	0-0	1-3	3-2/5	2	0	0	1	1	3	
North Dakota (12/8)	N	11	2-2	0-0	0-0	0-0/0	3	0	0	1	2	4	
Southern (12/10)	N	16	3-3	0-0	1-2	1-2/3	3	2	1	2	0	7	
Seattle (12/19)	N	16	3-3	0-0	2-2	2-2/4	2	1	0	1	0	8	
Furman (12/22)	N	18	2-3	0-0	2-5	4-2/6	1	0	3	2	1	6	
UNCW (12/27)	N	12	1-2	0-0	0-0	0-2/2	1	1	0	2	0	2	
Purdue (12/31)	N	13	0-2	0-0	2-2	1-1/2	3	2	0	1	0	2	
Maryland (1/3)	N	8	2-2	0-0	0-2	2-1/3	1	0	1	0	1	4	
Ohio State (1/6)	N	9	2-3	0-0	1-2	2-2/4	1	0	0	0	0	5	
Michigan (1/10)	N	11	0-1	0-0	1-4	3-1/4	1	0	0	0	1	1	
Iowa (1/13)	Y	15	0-0	0-0	0-1	0-0/0	4	0	1	0	0	0	
Rutgers (1/17)	N	4	0-0	0-0	0-0	0-1/1	0	0	0	0	0	0	
Nebraska (1/20)	N	3	1-1	0-0	1-3	1-0/1	1	0	0	0	0	3	
Illinois (1/24)	N	1	0-0	0-0	0-0	0-0/0	0	0	0	0	0	0	
Penn State (1/28)	N	14	3-3	0-0	0-0	1-4/5	2	3	0	1	0	6	
Nebraska (1/31)	N	10	1-4	0-0	0-0	3-0/3	2	0	1	0	0	2	
Purdue (2/7)	N	10	0-1	0-0	0-0	0-3/3	3	0	0	0	1	0	
Iowa (2/12)	N	17	0-0	0-0	2-2	2-3/5	3	0	1	1	0	2	
Indiana (2/15)	N	11	0-1	0-0	1-2	1-2/3	0	1	1	0	0	1	
Northwestern (2/18)	N	11	0-2	0-0	0-0	3-2/5	1	0	0	0	0	0	
Wisconsin (2/21)	N	2	0-0	0-0	0-0	0-0/0	0	0	0	0	0	0	
Michigan State (2/26)						DNP (Coach's Decision)							
Wisconsin (3/5)						DNP (Coach's Decision)							
Totals		28-1	333	36-57	0-0	18-40	42-48/90	48	15	13	15	9	90

STATS ▼

Season	Gp	Gs	Min	Avg	3-POINT			REBOUNDS			Asst	TO	Blk	ST	Pf/Dq	Pts	Avg		
					Fg-Fga	Pct	Pct.	Ft-Fta	Pct.	O-D/Tot								Avg	
2011-12	38	11	572	15.1	44-86	.512	0-1	.000	12-30	.400	50-100/150	3.9	35	30	26	11	83/1	100	2.6
2012-13	33	13	452	13.7	30-62	.484	0-1	.000	14-23	.609	35-80/115	3.5	33	25	37	9	60/0	74	2.2
2013-14	37	35	810	21.9	73-144	.507	0-0	.000	39-69	.565	78-166/244	6.6	33	38	72	20	102/4	185	5.0
2014-15	28	1	333	11.9	36-57	.632	0-0	.000	18-40	.450	42-48/90	3.2	15	13	15	9	48/0	90	3.2
Career	136	60	2167	15.9	183-349	.524	0-2	.000	83-162	.512	205-394/599	4.4	116	106	150	49	293/5	449	3.3

2013-14 GAME-BY-GAME


Opponent (Date)	Start	Min	Fg-Fa	3g-3a	Ft-Fta	O-D/T	PF	A	TO	Blk	Stl	Pts	
Lehigh (11/8)	Y	28	4-9	0-0	3-4	7-10/17	5	0	3	2	1	11	
Montana (11/12)	Y	24	2-7	0-0	2-4	4-4/8	3	0	5	2	6	6	
Richmond (11/16)	Y	29	0-1	0-0	2-4	2-7/9	2	1	0	0	0	2	
Coastal Carolina (11/19)	Y	34	2-5	0-0	4-4	3-8/11	3	0	2	2	2	8	
Wofford (11/21)	Y	31	5-8	0-0	1-1	1-10/11	2	0	1	7	1	11	
Syracuse (11/25)	Y	30	2-4	0-0	2-2	4-5/9	4	2	0	5	0	6	
Arkansas (11/26)	Y	27	4-6	0-0	0-0	3-4/7	3	1	1	1	1	8	
Chaminade (11/27)	Y	14	0-3	0-0	0-0	4-2/6	1	2	0	0	1	0	
Florida State (12/3)	Y	21	0-2	0-0	1-2	0-2/2	5	1	0	2	0	1	
New Orleans (12/7)	N	4	0-0	0-0	0-0	0-0/0	1	0	0	2	0	0	
South Dakota St. (12/10)	Y	25	4-5	0-0	2-2	3-9/12	2	1	3	2	1	10	
Omaha (12/20)	Y	29	4-8	0-0	2-2	3-6/9	0	1	1	0	4	10	
Texas A&M-C.C. (12/28)	Y	25	1-3	0-0	0-2	4-2/6	2	2	1	2	0	2	
Michigan (1/2)	Y	24	5-6	0-0	0-1	5-5/10	4	1	2	2	0	10	
Purdue (1/5)	Y	33	3-5	0-0	2-2	3-4/7	3	0	0	6	1	8	
Penn State (1/8)	Y	31	4-7	0-0	3-8	3-9/12	4	0	3	4	0	11	
Michigan State (1/11)	Y	35	1-3	0-0	5-6	2-9/11	5	2	0	4	0	7	
Ohio State (1/16)	Y	33	6-8	0-0	0-1	2-11/13	2	2	3	2	0	12	
Iowa (1/19)	Y	16	3-5	0-0	1-2	3-3/6	5	1	0	1	1	7	
Wisconsin (1/22)	Y	15	0-2	0-0	0-0	0-3/3	3	0	1	2	0	0	
Nebraska (1/26)	Y	21	2-6	0-0	1-3	1-3/4	4	1	0	2	1	5	
Northwestern (2/1)	Y	18	2-4	0-0	0-0	1-2/3	4	0	1	0	1	4	
Purdue (2/5)	Y	23	2-4	0-0	0-0	2-3/5	2	5	0	3	0	4	
Indiana (2/8)	Y	14	2-3	0-0	0-0	1-2/3	3	0	1	3	0	4	
Wisconsin (2/13)	Y	24	1-3	0-0	0-0	2-4/6	4	1	1	0	0	2	
Northwestern (2/16)	Y	16	2-2	0-0	0-0	1-2/3	2	0	1	1	1	4	
Illinois (2/19)	Y	17	2-2	0-0	0-3	2-4/6	2	0	0	0	0	4	
Ohio State (2/22)	Y	23	2-5	0-0	0-0	1-3/4	3	2	1	1	0	4	
Iowa (2/25)	Y	11	1-3	0-0	1-2	1-3/4	4	0	2	2	0	3	
Michigan (3/1)	Y	30	4-5	0-0	0-2	1-4/5	3	1	2	0	0	8	
Penn State (3/9)	Y	15	0-1	0-0	0-1	0-3/3	1	1	0	0	1	0	
Penn State (3/13)	Y	12	1-3	0-0	2-2	2-4/6	2	0	1	0	0	4	
Wisconsin (3/14)	Y	16	0-1	0-0	0-0	1-6/7	2	1	1	0	0	0	
High Point (3/18)	Y	12	0-2	0-0	3-4	2-1/3	1	1	1	1	0	3	
Saint Mary's (3/23)	Y	27	0-0	0-0	2-5	3-5/8	2	1	1	7	0	2	
Southern Miss (3/25)	Y	15	2-2	0-0	0-0	0-2/2	2	2	1	1	1	4	
Florida State (4/1)						DNP - Injury							
SMU (4/3)	N	8	0-1	0-0	0-0	1-2/3	2	0	2	0	0	0	
Totals		37/36	810	73-144	0-0	39-69	78-166/244	102	33	38	72	20	185

2012-13 GAME-BY-GAME

Opponent (Date)	Start	Min	Fg-Fa	3g-3a	Ft-Fta	O-D/T	PF	A	TO	Blk	Stl	Pts	
American (11/9)	Y	17	1-5	0-0	1-2	7-2/9	3	1	0	3	0	3	
Toledo (11/12)	Y	19	1-1	0-0	2-2	0-2/2	3	2	1	3	0	4	
Tennessee State (11/15)	Y	21	1-2	0-0	0-0	0-5/5	1	3	0	2	1	2	
Richmond (11/18)	Y	11	2-2	0-0	0-0	0-2/2	0	1	1	1	0	4	
Duke (11/22)	Y	14	0-2	0-0	1-2	2-2/4	2	0	0	1	0	1	
Memphis (11/23)	Y	9	0-1	0-0	0-0	0-0/0	2	1	1	0	0	0	
Stanford (11/24)	Y	12	0-1	0-0	0-0	1-1/2	2	0	1	1	0	0	
Florida State (11/27)	Y	23	1-4	0-0	2-4	5-5/10	4	0	1	2	0	4	
North Florida (12/1)	Y	16	2-3	0-0	2-2	2-2/4	4	0	1	2	3	6	
South Dakota State (12/4)	Y	19	1-1	0-0	2-2	1-3/4	1	1	2	1	0	4	
USC (12/8)	Y	15	1-4	0-0	0-0	1-4/5	2	2	0	0	0	2	
North Dakota State (12/11)	Y	7	0-0	0-0	0-0	0-0/0	3	1	0	1	0	0	
Lafayette (12/22)						Did Not Play - Coaches Decision							
Michigan State (12/31)	N	10	0-0	0-0	0-1	1-5/6	2	0	1	1	0	0	
Northwestern (1/6)	N	17	1-3	0-0	0-0	1-2/3	0	1	0	1	0	2	
Illinois (1/9)	N	2	0-0	0-0	0-0	0-1/1	1	0	3	0	0	0	
Indiana (1/12)	N	7	0-0	0-0	0-0	0-0/0	0	1	0	0	0	0	
Michigan (1/17)	N	12	1-1	0-0	0-0	0-1/1	1	0	0	0	1	2	
Northwestern (1/23)	N	2	0-0	0-0	0-0	0-0/0	0	0	0	1	0	0	
Wisconsin (1/26)	N	12	2-2	0-0	0-0	0-1/1	2	0	1	1	1	4	
Nebraska (1/29)	N	10	1-1	0-0	0-0	3-2/5	2	1	0	0	0	2	
Iowa (2/3)	N	19	0-0	0-0	0-0	2-4/6	3	2	0	2	2	0	
Michigan State (2/6)	N	12	1-1	0-0	0-0	0-3/3	2	2	0	0	0	2	
Illinois (2/10)	Y	28	2-3	0-0	0-0	1-9/10	2	3	2	2	0	4	
Wisconsin (2/14)	N	10	0-3	0-0	0-0	0-1/1	2	0	1	0	0	0	
Iowa (2/17)	N	28	1-2	0-1	2-3	1-3/4	3	4	1	4	0	4	
Ohio State (2/20)	N	9	0-1	0-0	0-0	0-2/2	1	0	2	1	0	0	
Indiana (2/26)	N	14	3-4	0-0	1-1	1-4/5	4	1	0	1	1	7	
Penn State (3/2)	N	9	0-1	0-0	0-0	1-5/6	1	1	1	2	0	0	
Nebraska (3/6)	N	18	3-5	0-0	1-3	3-1/4	2	1	1	3	0	7	
Purdue (3/9)	N	12	2-4	0-0	0-0	1-3/4	1	0	2	0	0	4	
Illinois (3/14) BTT	N	7	0-0	0-0	0-0	0-0/0	1	0	0	0	0	0	
UCLA (3/22) NCAA	N	19	3-3	0-0	0-1	1-4/5	3	1	2	1	0	6	
Florida (3/24) NCAA	N	12	0-2	0-0	0-0	0-1/1	0	3	0	0	0	0	
Totals		33/13	452	30-62	0-1	14-23	35-80/115	60	33	25	37	9	74

2011-12 GAME-BY-GAME

Opponent (Date)	Start	Min	Fg-Fa	3g-3a	Ft-Fta	O-D/T	PF	A	TO	Blk	Stl	Pts	
Bucknell (11/11)	N	9	1-2	0-0	1-2	1-1/2	2	0	1	0	0	3	
South Dakota State (11/14)	N	4	0-0	0-0	0-0	0-2/2	1	0	0	0	0	0	
Fairfield (11/17)	N	4	1-2	0-0	0-0	1-0/1	2	0	0	0	1	2	
Mount St. Mary's (11/21)	Y	14	2-3	0-1	0-0	1-3/4	4	1	0	1	2	4	
DePaul (11/24)	N	9	2-2	0-0	0-0	2-1/3	1	1	2	1	0	4	
Indiana State (11/25)	N	12	2-2	0-0	1-1	1-5/6	0	1	0	0	0	5	
Dayton (11/27)	N	13	0-3	0-0	0-0	0-2/2	1	0	0	0	0	0	
Virginia Tech (11/30)	Y	32	4-6	0-0	0-0	3-4/7	2	2	0	2	0	8	
USC (12/3)	Y	28	2-4	0-0	0-0	2-7/9	5	1	4	1	0	4	
Appalachian State (12/6)	Y	21	0-3	0-0	0-0	1-2/3	3	2	1	0	0	0	
Saint Peter's (12/10)	N	9	0-1	0-0	0-0	0-3/3	2	1	1	0	0	0	
Central Michigan (12/13)	N	9	0-0	0-0	1-2	0-5/5	3	1	2	0	0	1	
North Dakota State (12/22)	N	7	2-3	0-0	2-3	1-0/1	0	1	0	1	0	6	
Illinois (12/27)	N	18	1-4	0-0	0-0	3-2/5	1	0	0	0	1	2	
Indiana (1/1)	N	12	1-2	0-0	0-0	2-3/5	0	2	0	0	0	2	
Iowa (1/4)	N	6	0-1	0-0	0-0	0-1/1	2	0	0	1	0	0	
Purdue (1/8)	N	8	0-1	0-0	1-2	0-0/0	1	1	1	2	0	1	
Indiana (1/12)	N	16	1-1	0-0	0-0	1-3/4	2	3	0	2	1	2	
Penn State (1/15)	N	20	1-1	0-0	2-4	0-6/6	1	0	0	1	0	4	
Northwestern (1/22)	N	10	0-0	0-0	0-0	0-5/5	3	1	0	1	0	0	
Michigan State (1/25)	N	9	0-0	0-0	0-0	0-0/0	3	0	1	0	0	0	
Illinois (1/28)	N	25	2-3	0-0	1-3	2-3/5	3	0	0	1	0	5	
Iowa (2/1)	N	18	0-2	0-0	0-0	1-5/6	3	1	0	1	1	0	
Nebraska (2/5)	N	17	2-2	0-0	2-5	2-2/4	3	1	0	1	0	6	
Wisconsin (2/9)	N	11	1-1	0-0	0-1	1-2/3	2	0	1	0	0	2	
Ohio State (2/14)	N	23	2-6	0-0	0-3	2-2/4	3	1	0	1	1	4	
Northwestern (2/18)	N	13	0-1	0-0	0-2	3-2/5	1	0	0	1	0	0	
Michigan State (2/22)	N	15	2-4	0-0	0-0	2-3/5	2	0	1	1	0	4	
Indiana (2/26)	N	8	3-3	0-0	0-0	0-2/2	4	0	2	0	0	6	
Wisconsin (2/28)	N	10	1-2	0-0	0-0	1-1/2	0	0	0	0	0	2	
Nebraska (3/3)	N	8	1-1	0-0	0-0	0-1/1	2	2	0	1	0	2	
Northwestern (3/8) BTT	Y	29	2-5	0-0	0-0	6-4/10	4	2	0	1	0	4	
Michigan (3/9) BTT	Y	32	2-4	0-0	0-0	2-7/9	3	2	2	1	0	4	
La Salle (3/14) NIT	Y	14	0-0	0-0	1-2	1-1/2	3	3	2	1	1	1	
Miami (3/19) NIT	Y	14	0-2	0-0	0-0	1-1/2	4	0	2	0	0	0	
Middle Tenn. St. (3/21) NIT	Y	32	6-8	0-0	0-0	4-3/7	3	1	1	2	2	12	
Washington (3/27) NIT	Y	20	0-1	0-0	0-0	3-5/8	2	4	4	0	1	0	
Stanford (3/29) NIT	Y	12	0-0	0-0	0-0	0-1/1	2	0	2	1	0	0	
Totals		38/11	572	44-86	0-1	12-30	50-100/150	83	35	30	26	11	100



andre
HOLLINS

1

GUARD
senior

height: 6-2
weight: 195

Memphis, Tenn.

High School
White Station

G

STATS ▼

MILESTONES:

- Big Ten Player of the Week (12/8/14)
- Scored a career-high 41 points against Memphis (11/23/12), the third-highest total in the history of Gopher basketball - Oliver Shannon (42 vs. Wisconsin - 3/6/71) & Eric Magdanz (42 at Michigan - 3/5/62)
- Scored his 1,600th career point vs. Illinois (1/24/15).
- Scored his 1,500th career point vs. Ohio State (1/6/15).
- Scored his 1,000th career point vs. Omaha (12/20/13).
- Set a school record for three-pointers (six) in an NCAA Tournament game against Florida (3/24/13).
- Shot .904 from the free throw line as a freshman, the highest single-season FT% in program history
- Named a team captain for the 2014-15 season

2014-15 | SENIOR SEASON:

Led the team with 22 points and added four rebounds, two assists and a steal vs. Louisville (11/14) • contributed five points, four steals, four assists and three rebounds vs. Western Kentucky (11/18) • scored 14 points, eight rebounds, four assists and a steal vs. Franklin Pierce (11/20) • scored 12 points with four assists, one rebound and a steal vs. UMBC (11/22) • recorded nine points, four rebounds, and three assists at St. John's (11/26) • scored eight points, four rebounds, two assists and a steal vs. Georgia (11/28) • sank career-high seven 3-pointers en route to 27 points, and added seven rebounds and one steal at Wake Forest (12/2) • scored 15 points, three assists, three rebounds and a steal vs. WCU (12/5) • recorded 10 points, four rebounds and an assist vs. North Dakota (12/8) • poured in 24 points, four assists, four steals and two rebounds vs. Southern (12/10) • scored 15 points, four assists, two rebounds and a steal vs. Seattle (12/19) • posted eight points, four rebounds and two assists vs. Furman (12/22) • contributed nine points, four assists, two rebounds and a steal vs. UNCW (12/27) • scored seven points, four rebounds and an assist at Purdue (12/31) • scored 12 points, seven rebounds, two assists and a steal vs. Ohio State (1/6) • scored team-high 18 points with five rebounds and two assists at Michigan (1/10) • recorded seven points and four rebounds vs. Iowa (1/13) • scored 31 points including 7 treys with four rebounds, two assists and a block in win over Rutgers (1/17) • led the team with 21 points and 11 rebounds, his second career double-double, and added two steals and an assist at Nebraska (1/20) • led all scorers with 28 points with five assists, three rebounds, two blocks and one steal vs. Illinois (1/24) • led all scorers with 17 points and added three rebounds, a steal and an assist at Penn State (1/28) • scored 12 points, six assists, five rebounds, two blocks and a steal in win over Nebraska (1/31) • scored 12 points, six assists, four rebounds and a steal vs. Northwestern (2/18) • scored 17 points, four assists, two rebounds and a steal at Michigan State (2/26).

2013-14 | JUNIOR SEASON:

Opened the season with 18 points and five assists in 32 minutes against Lehigh (11/8) • scored a game-high 24 points against Montana (11/12) • finished with a game-high 26 points and grabbed seven rebounds at Richmond (11/16) • contributed a team-high 19 points and added five rebounds, four assists and three steals against Coastal Carolina (11/19) • scored 14 points and grabbed five rebounds against Syracuse (11/25) • scored a game-high 21 points and dished out four assists against Florida State (12/3) • led the team with 18 points and dished out four assists against New Orleans (12/7) • dished eight assists and scored eight points with four rebounds and two steals in win over SDSU (12/10) • posted first career double-double with 18 points and career-high 10 rebounds and crossed the 1,000 career point mark against Omaha (12/20) • led all players with 18 points against TAMUCC (12/28) • scored 17 points with five assists, one steal and a rebound vs. Purdue (1/5) • scored 14 points with six rebounds and three assists at Penn State (1/8) • tied for game-high with 24 points and added five boards and three assists at Michigan State (1/11) • scored 10 points, six rebounds, three steals and an assist against Ohio State (1/16) • scored game-high 20 points with two assists, one block and one rebound at Iowa (1/19) • scored opening basket of game before leaving with ankle injury vs. Wisconsin (1/22) • returned to action with eight points, four

CAREER HIGHS

Minutes

44 vs. Michigan (3/9/12)

Points

41 vs. Memphis (11/23/12)

FG Attempts

20 at Indiana (1/12/13)

FG Made

12 vs. Memphis (11/23/12)

FT Attempts

16 vs. Florida State (12/3/13)

FT Made

12 - twice; last vs. Florida State (12/3/13)

3-Point FG Attempts

12 at Indiana (1/12/13)

3-Point FG Made

7 - twice; last vs. Rutgers (1/17/14)

Rebounds

11 at Nebraska (1/20/15)

Assists

9 at Purdue (3/9/13)

Steals

4 - four times; last vs. Southern (12/10/14)

Blocks

2 - four times; last vs. Nebraska (1/31/15)

2014-15 GAME-BY-GAME

Opponent (Date)	Start	Min	Fg-Fa	3g-3a	Ft-Fa	O-D/T	PF	A	TO	Blk	Stl	Pts	
Louisville (11/14)	Y	35	8-15	2-6	4-6	1-3/4	3	2	2	0	1	22	
Western Ky. (11/18)	Y	28	2-8	1-4	0-0	0-3/3	2	4	3	0	4	5	
Franklin Pierce (11/20)	Y	21	4-9	4-4	2-2	1-7/8	0	4	1	0	1	14	
UMBC (11/22)	Y	24	4-9	3-5	1-2	0-1/1	3	4	0	0	1	12	
St. John's (11/26)	Y	33	3-12	1-6	2-2	2-2/4	3	3	7	0	0	9	
Georgia (11/28)	Y	35	3-6	1-2	1-2	1-3/4	1	2	5	0	1	8	
Wake Forest (12/2)	Y	34	8-14	7-10	4-4	2-5/7	3	0	3	0	1	27	
Western Carolina (12/5)	Y	24	6-13	2-6	1-2	1-2/3	4	3	3	0	1	15	
North Dakota (12/8)	Y	27	4-11	2-5	0-0	2-2/4	0	1	2	0	0	10	
Southern (12/10)	Y	26	9-11	5-7	1-1	0-2/2	0	4	2	0	4	24	
Seattle (12/19)	Y	17	5-9	3-6	2-3	0-2/2	2	4	1	0	1	15	
Furman (12/22)	Y	25	3-7	0-4	2-3	1-3/4	4	2	2	0	0	8	
UNCW (12/27)	Y	23	4-7	1-2	0-0	0-2/2	4	4	0	0	1	9	
Purdue (12/31)	Y	32	2-10	1-3	2-2	1-3/4	2	1	1	0	0	7	
Maryland (1/3)	Y	29	1-9	0-6	0-0	0-3/3	2	2	1	0	2	2	
Ohio State (1/6)	Y	40	3-13	3-9	3-4	1-6/7	1	2	3	0	1	12	
Michigan (1/10)	Y	38	4-14	3-11	7-8	1-4/5	3	2	2	0	0	18	
Iowa (1/13)	Y	34	2-12	1-7	2-2	1-3/4	2	2	0	2	0	7	
Rutgers (1/17)	Y	36	11-18	7-10	2-2	2-2/4	2	2	1	1	0	31	
Nebraska (1/20)	Y	36	6-16	4-9	5-9	3-8/11	3	1	4	0	2	21	
Illinois (1/24)	Y	35	10-15	5-7	3-6	1-2/3	0	5	1	2	1	28	
Penn State (1/28)	Y	37	6-10	4-8	1-1	0-3/3	2	1	3	0	1	17	
Nebraska (1/31)	Y	35	4-7	2-4	2-2	1-4/5	1	6	1	2	1	12	
Purdue (2/7)	Y	29	6-13	3-7	3-5	1-4/5	2	2	2	0	2	18	
Iowa (2/12)	Y	32	7-14	4-8	2-2	0-3/3	2	3	1	0	1	20	
Indiana (2/15)	Y	36	7-14	2-6	7-9	0-1/1	1	2	1	1	1	23	
Northwestern (2/18)	Y	30	4-11	3-10	1-1	2-2/4	5	6	2	0	1	12	
Wisconsin (2/21)	Y	33	1-8	0-3	0-0	0-5/5	1	2	0	0	2	2	
Michigan State (2/26)	Y	30	5-9	2-4	5-6	0-2/2	4	4	1	0	1	17	
Wisconsin (3/5)	Y	27	2-9	1-2	0-0	0-3/3	2	4	0	0	0	5	
Totals		30-30	921	144-333	77-181	65-86	25-95	120/64	82	57	6	32	430

rebounds and two assists at Purdue (2/5) • scored 10 points, three rebounds, one steal and an assist vs. Indiana (2/8) • scored 22 points with four rebounds at Wisconsin (2/13) • scored eight points, four rebounds, three assists and a steal at Northwestern (2/16) • scored 15 points, four rebounds and two assists vs. Illinois (2/19) • scored 13 points, three rebounds, and a steal at Ohio State (2/22) • scored 14 points, three assists and a steal vs. Iowa (2/25) • scored 10 points and dished three assists at Michigan (3/1) • scored 13 points with three rebounds and one assist vs. Penn State (3/9) • sank the game-sealing 3-pointer with 12 seconds to play, as part of nine points, three rebounds and two assists vs. Penn State (3/13 - BIT) • scored 13 points, five rebounds, two steals and an assist vs. High Point (3/18 - NIT) • scored 13 points, four rebounds, three assists and two steals vs. Florida State (4/1 - NIT) • scored 14 points, four rebounds, two assists and a steal vs. SMU (4/3 - NIT).

PERSONAL:

Son of Andrew and Donna Hollins • born on Dec. 11, 1992 • enrolled in the Carlson School of Management.

Season	Gp	Gs	Min	Avg	3-POINT			REBOUNDS			Asst	TO	Blk	ST	Pf/Dq	Pts	Avg		
					Fg-Fga	Pct	Fg-Fga	Pct	Ft-Fta	Pct								O-D/Tot	Avg
2011-12	37	21	781	21.1	97-247	.393	44-116	.379	85-94	.904	10-67/77	2.1	67	79	5	32	80/2	323	8.7
2012-13	34	32	1022	30.1	152-365	.416	81-194	.418	112-139	.806	21-105/126	3.7	116	79	9	36	80/0	497	14.6
2013-14	36	36	1099	30.5	137-363	.377	67-192	.349	148-176	.841	26-100/126	3.5	87	65	3	32	91/1	489	13.6
2014-15	30	30	921	30.7	144-333	.432	77-181	.425	65-86	.756	25-95/120	4.0	82	57	6	32	64/1	430	14.3
Career	137	119	3823	27.9	530-1308	.405	269-683	.394	410-495	.828	82-367/449	3.3	352	280	23	132	315/4	1739	12.7

2013-14 GAME-BY-GAME


Opponent (Date)	Start	Min	Fg-Fa	3g-3a	Ft-Fta	O-D/T	PF	A	TO	Blk	Stl	Pts	
Lehigh (11/8)	Y	32	5-13	1-4	7-7	0-2/2	2	5	0	0	2	18	
Montana (11/12)	Y	27	8-14	3-7	5-5	1-2/3	2	3	2	0	1	24	
Richmond (11/16)	Y	37	7-17	2-7	10-11	4-3/7	4	2	1	0	1	26	
Coastal Carolina (11/19)	Y	34	6-14	3-9	4-4	1-4/5	3	4	2	0	3	19	
Wofford (11/21)	Y	32	3-5	1-2	0-0	0-3/3	3	4	1	0	1	7	
Syracuse (11/25)	Y	38	5-13	2-7	2-3	2-3/5	3	2	4	0	1	14	
Arkansas (11/26)	Y	33	2-9	1-5	6-7	1-1/2	3	0	3	0	0	11	
Chaminade (11/27)	Y	14	3-9	2-6	0-0	0-2/2	4	1	1	0	0	8	
Florida State (12/3)	Y	36	3-13	3-7	12-16	0-3/3	1	4	2	0	2	21	
New Orleans (12/7)	Y	29	5-9	3-6	5-6	1-2/3	3	4	2	0	2	18	
South Dakota St. (12/10)	Y	31	3-11	1-6	1-1	3-1/4	2	8	3	0	2	8	
Omaha (12/20)	Y	27	6-12	1-4	5-8	3-7/10	4	2	2	1	1	18	
Texas A&M-C.C. (12/28)	Y	23	6-14	3-5	3-3	1-2/3	3	0	3	0	0	18	
Michigan (1/2)	Y	38	3-10	1-5	5-8	1-4/5	2	3	1	1	0	12	
Purdue (1/5)	Y	32	3-6	2-4	9-11	0-1/1	2	5	2	0	1	17	
Penn State (1/8)	Y	34	4-12	2-6	4-5	2-4/6	4	3	2	0	0	14	
Michigan State (1/11)	Y	43	7-14	2-6	8-8	1-4/5	3	3	3	0	0	24	
Ohio State (1/16)	Y	26	3-7	2-3	2-2	1-5/6	2	1	3	0	3	10	
Iowa (1/19)	Y	34	5-10	2-4	8-9	0-1/1	1	2	4	1	0	20	
Wisconsin (1/22)	Y	0+	1-1	0-0	0-0	0-0/0	0	0	0	0	0	2	
Nebraska (1/26)						DNP - Injury							
Northwestern (2/1)						DNP - Injury							
Purdue (2/5)	Y	36	3-14	2-8	0-2	0-4/4	3	2	2	0	0	8	
Indiana (2/8)	Y	24	4-8	1-2	1-1	0-3/3	3	1	1	0	1	10	
Wisconsin (2/13)	Y	34	6-12	4-6	6-8	0-4/4	4	0	2	0	0	22	
Northwestern (2/16)	Y	34	2-7	2-4	2-3	0-4/4	1	3	1	0	1	8	
Illinois (2/19)	Y	32	4-13	3-11	4-4	0-4/4	0	2	3	0	0	15	
Ohio State (2/22)	Y	33	3-4	3-3	4-4	0-3/3	2	0	1	0	1	13	
Iowa (2/25)	Y	31	4-7	3-6	3-4	0-0/0	1	3	3	0	1	14	
Michigan (3/1)	Y	36	3-10	2-6	2-2	0-0/0	1	3	0	0	0	10	
Penn State (3/9)	Y	16	3-5	1-2	6-6	0-3/3	3	1	1	0	0	13	
Penn State (3/13)	Y	25	3-7	2-4	1-2	1-2/3	4	2	1	0	0	9	
Wisconsin (3/14)	Y	32	2-14	2-7	2-2	1-2/3	4	0	2	0	1	8	
High Point (3/18)	Y	36	2-9	1-5	8-8	0-5/5	2	1	0	0	2	13	
Saint Mary's (3/23)	Y	22	1-7	1-7	2-2	0-2/2	5	1	2	0	0	5	
Southern Miss (3/25)	Y	35	1-8	0-5	3-4	0-4/4	1	7	2	0	2	5	
Florida State (4/1)	Y	39	3-10	2-6	5-6	0-4/4	3	3	2	0	2	13	
SMU (4/3)	Y	34	5-15	1-7	3-4	2-2/4	3	2	1	0	1	14	
Totals		36-36	1099	137-363	67-192	148-176	26-100/126	91	87	65	3	32	489

2012-13 GAME-BY-GAME

Opponent (Date)	Start	Min	Fg-Fa	3g-3a	Ft-Fta	O-D/T	PF	A	TO	Blk	Stl	Pts	
American (11/9)	Y	22	1-8	0-5	1-4	0-1/1	2	7	1	1	2	3	
Toledo (11/12)	Y	25	1-7	0-3	5-7	0-2/2	1	1	4	0	0	7	
Tennessee State (11/15)	Y	26	3-8	2-3	5-7	1-3/4	1	5	3	1	2	13	
Richmond (11/18)	Y	32	5-12	1-4	3-3	0-2/2	3	7	2	2	3	14	
Duke (11/22)	Y	24	4-13	2-7	2-2	0-3/3	3	4	1	1	0	12	
Memphis (11/23)	Y	35	12-16	5-5	12-13	0-1/1	3	2	4	0	1	41	
Stanford (11/24)	Y	31	1-8	0-2	6-7	0-3/3	2	2	2	1	0	8	
Florida State (11/27)	Y	31	5-10	2-5	0-0	1-4/5	2	5	3	0	0	12	
North Florida (12/1)	Y	26	2-6	0-3	1-1	0-3/3	1	1	2	0	3	5	
South Dakota State (12/4)	Y	23	8-9	6-7	0-0	0-2/2	1	2	0	0	2	22	
USC (12/8)	Y	30	5-8	1-4	3-6	0-5/5	3	1	5	0	2	14	
North Dakota State (12/11)	Y	30	3-7	3-6	2-4	1-1/2	3	6	1	1	2	11	
Lafayette (12/22)	Y	21	2-7	1-4	1-2	0-1/1	0	3	1	0	1	6	
Michigan State (12/31)	Y	31	7-10	1-1	7-7	0-2/2	3	6	3	2	0	22	
Northwestern (1/6)	Y	17	2-5	1-2	2-2	0-2/2	3	1	2	0	1	7	
Illinois (1/9)	Y	31	6-10	4-6	6-6	1-7/8	4	6	2	0	1	22	
Indiana (1/12)	Y	35	8-20	5-12	4-6	0-1/1	4	3	5	0	4	25	
Michigan (1/17)	Y	26	5-12	2-5	1-2	2-2/4	3	4	1	0	0	13	
Northwestern (1/23)	Y	35	2-9	2-7	0-0	0-4/4	2	4	7	0	0	6	
Wisconsin (1/26)	Y	36	7-13	3-4	3-3	1-4/5	2	0	3	0	2	20	
Nebraska (1/29)	Y	25	4-8	1-5	5-5	1-2/3	3	3	4	0	1	14	
Iowa (2/3)	Y	37	4-14	1-5	6-8	3-3/6	3	8	1	0	2	15	
Michigan State (2/6)	Y	30	4-11	3-7	0-0	0-2/2	3	0	3	0	0	11	
Illinois (2/10)	Y	36	2-10	2-5	2-2	0-2/2	3	4	1	0	0	8	
Wisconsin (2/14)	Y	43	5-16	3-9	8-10	1-4/5	3	3	0	0	3	21	
Iowa (2/17)	Y	19	1-8	1-5	0-0	1-3/4	4	1	1	0	1	3	
Ohio State (2/20)	Y	34	4-13	1-5	2-2	2-6/8	1	1	2	0	0	11	
Indiana (2/26)	Y	32	4-13	2-8	6-8	1-1/2	3	3	1	0	0	16	
Penn State (3/2)	N	28	3-5	3-4	2-2	0-2/2	1	3	2	0	1	11	
Nebraska (3/6)	N	31	4-14	3-8	3-4	2-4/6	2	2	2	0	0	14	
Purdue (3/9)	Y	37	8-16	6-11	2-2	0-4/4	1	9	1	0	0	24	
Illinois (3/14) BTT	Y	36	4-10	3-9	2-2	1-7/8	1	3	4	0	0	13	
UCLA (3/22) NCAA	Y	35	8-16	5-8	7-7	1-8/9	2	5	1	0	0	28	
Florida (3/24) NCAA	Y	31	8-13	6-10	3-5	1-4/5	4	1	4	0	2	25	
Totals		34/32	1022	152-365	81-194	112-139	21-105/126	80	116	79	9	36	497

2011-12 GAME-BY-GAME

Opponent (Date)	Start	Min	Fg-Fa	3g-3a	Ft-Fta	O-D/T	PF	A	TO	Blk	Stl	Pts	
Bucknell (11/11)	Y	21	1-4	1-4	3-4	0-1/1	1	2	0	0	1	6	
South Dakota State (11/14)	Y	11	2-4	1-2	0-0	0-0/0	4	1	1	0	1	5	
Fairfield (11/17)	Y	20	2-3	0-0	8-9	0-4/4	2	2	5	0	1	12	
Mount St. Mary's (11/21)	Y	18	4-7	1-2	4-4	0-0/0	2	1	2	0	2	13	
DePaul (11/24)	Y	10	1-5	0-0	0-0	0-0/0	3	0	1	0	1	2	
Indiana State (11/25)	Y	19	5-7	4-5	2-2	0-0/0	4	2	3	0	1	16	
Dayton (11/27)	Y	19	2-6	1-3	1-2	1-1/2	4	1	3	1	3	6	
Virginia Tech (11/30)	Y	28	2-8	0-2	2-2	1-1/2	3	3	1	0	1	6	
USC (12/3)	Y	26	1-4	1-2	1-1	0-0/0	1	2	3	0	0	4	
Appalachian State (12/6)	Y	11	0-1	0-1	0-0	0-3/3	0	2	0	0	0	0	
Saint Peter's (12/10)						Did Not Play							
Central Michigan (12/13)	N	13	1-2	1-1	0-0	0-1/1	1	2	1	0	1	3	
North Dakota State (12/22)	N	13	0-3	0-2	0-0	0-4/4	0	1	0	0	1	0	
Illinois (12/27)	N	17	3-7	1-2	2-2	0-0/0	2	1	3	0	1	9	
Michigan (1/1)	N	14	0-3	0-1	0-0	0-0/0	2	3	1	0	0	0	
Iowa (1/4)	N	15	2-5	0-2	1-2	0-1/1	2	2	0	0	0	5	
Purdue (1/8)	N	19	1-6	1-2	2-2	1-1/2	2	1	4	0	4	5	
Indiana (1/12)	N	6	1-3	1-2	0-0	0-1/1	3	0	1	0	0	3	
Penn State (1/15)	N	9	0-0	0-0	2-2	0-1/1	0	0	2	0	0	2	
Northwestern (1/22)	N	11	2-5	0-2	2-2	0-3/3	1	1	3	0	0	6	
Michigan State (1/25)	N	17	0-5	0-3	0-0	0-2/2	1	1	1	0	1	0	
Illinois (1/28)	N	24	4-8	1-3	3-3	0-2/2	2	3	2	0	3	12	
Iowa (2/1)	N	19	2-5	1-2	0-0	0-1/1	0	2	1	0	0	5	
Nebraska (2/5)	N	16	2-5	2-4	2-2	0-1/1	1	2	1	0	0	8	
Wisconsin (2/9)	N	28	6-12	5-6	3-4	0-6/6	4	2	1	1	0	20	
Ohio State (2/14)	Y	29	3-5	2-4	0-0	0-1/1	0	3	4	0	0	8	
Northwestern (2/18)	N	13	1-3	0-2	0-0	0-0/0	4	1	1	0	1	2	
Michigan State (2/22)	N	12	1-4	1-3	5-5	0-0/0	2	0	2	1	0	8	
Indiana (2/26)	Y	16	2-6	2-4	0-0	1-2/3	5	0	1	0	1	6	
Wisconsin (2/28)	Y	37	3-12	2-7	10-11	1-2/3	3	0	2	0	0	18	
Nebraska (3/3)	Y	28	3-7	2-6	4-4	1-0/1	2	6	4	0	1	12	
Northwestern (3/8) BTT	Y	37	10-17	5-10	0-0	0-5/5	2	0	1	1	0	25	
Michigan (3/9) BTT	Y	44	6-18	2-9	7-7	1-3/4	1	6	4	0	2	21	
La Salle (3/14) NIT	Y	22	5-8	1-3	2-3	0-5/5	4	1	3	1	1	13	
Miami (3/19) NIT	Y	38	5-12	2-4	2-2	1-5/6	2	4	6	0	1	14	
Middle Tenn. St. (3/21) NIT	Y	36	7-18	2-5	8-8	2-4/6	4	4	2	0	2	24	
Washington (3/27) NIT	Y	43	6-14	1-4	7-7	0-3/3	1	5	4	0	0	20	
Stanford (3/29) NIT	Y	22	1-5	0-2	2-4	0-3/3	5	0	5	0	1	4	
Totals		37/21	781	97-247	44-116	85-94	10-67/77	80	67	79	5	32	323



joey
KING

24

FORWARD
junior

height: 6-9
weight: 235

Eagan, Minn.

Previous School
Drake

High School
Eastview

F

STATS ▼

MILESTONES:

- Scored his 700th career point vs. Purdue (2/7/15)
- Collected his 200th career rebound vs. Western Kentucky (11/18/14)
- Collected his 100th career rebound at Richmond (11/16/13)

2014-15 | JUNIOR SEASON:

Recorded four rebounds and two points against Louisville (11/14) • scored 10 points, four rebounds and three assists vs. Western Kentucky (11/18) • posted 11 points, one steal and an assist vs. Franklin Pierce (11/20) • recorded five rebounds, four points, three steals and two assists vs. UMBC (11/22) • posted nine rebounds, eight points, two blocks and two assists at St. John's (11/26) • scored team-high 15 points, two rebounds, two assists, a block and a steal vs. Georgia (11/28) • scored 14 points, four rebounds and two assists at Wake Forest (12/2) • recorded 13 points, five rebounds, four assists and two steals vs. WCU (12/5) • posted 12 points, two rebounds, one block and an assist vs. North Dakota (12/8) • scored six points, four rebounds, three assists, one block and a steal vs. Southern (12/10) • contributed five points, four rebounds and an assist vs. Seattle (12/19) • led the team with 19 points and added three rebounds, one steal and an assist vs. Furman (12/22) • scored nine points, one block and one rebound vs. UNCW (12/27) • scored 13 points, three assists, two blocks and a rebound at Purdue (12/31) • scored five points, four assists, four rebounds and a steal vs. Ohio State (1/6) • scored six points and a rebound at Michigan (1/10) • scored 11 points, two rebounds and a block vs. Iowa (1/13) • posted nine points, three assists and one rebound vs. Rutgers (1/17) • scored 11 points, two rebounds and an assist at Nebraska (1/20) • recorded seven rebounds, three assists and three points vs. Illinois (1/24) • scored seven points, one assist and a rebound at Penn State (1/28) • posted nine points, three rebounds, one steal and an assist vs. Nebraska (1/31) • scored 11 points, three rebounds and two steals in win over Purdue (2/7) • posted 12 points at Indiana (2/15) • scored 12 points, five rebounds, one steal and an assist vs. Northwestern (2/18) • scored 17 points with five rebounds, two assists and a block in win at Michigan State (2/26) • posted seven points, five rebounds, one block and a steal vs. Wisconsin (3/5).

2013-14 | SOPHOMORE SEASON:

Led the team with 20 points in his Gopher debut against Lehigh (11/8) • missed the game against Wofford (11/21) due to a fracture on the right side of his jaw. Underwent minor surgery on Nov. 20 • scored nine points and grabbed five rebounds in 25 minutes off the bench against Syracuse (11/25) • scored 10 points and grabbed three rebounds in 27 minutes off the bench against New Orleans (12/7) • contributed four points and three rebounds against Omaha (12/20) • scored five points with a rebound and one steal against Michigan (1/2) • scored four points, two rebounds, one block and an assist against Purdue (1/5) • scored six points, two rebounds and two assists at Michigan State (1/11) • chipped in seven points, three rebounds and one steal at Iowa (1/19) • scored seven points, one steal, one rebound and an assist vs. Wisconsin (1/22) • scored 14 points, nine rebounds, three assists and a block in 47 minutes of action at Purdue (2/5) • made first start as Gopher against Indiana, scoring four points and two rebounds (2/8) • scored seven points, four rebounds and a block at Northwestern (2/16) • recorded five points, four assists, one block and a rebound vs. Illinois (2/19) • scored nine points and grabbed two rebounds at Ohio State (2/22) • contributed nine points, five rebounds, one steal and an assist vs. Penn State (3/9) • scored 14 points with two rebounds and an assist vs. Wisconsin (3/14 - BTT) • scored 14 points, seven rebounds and three assists vs. High Point (3/18 - NIT) • led the team with 18 points and added two steals and a rebound vs. Saint Mary's (3/23 - NIT) • scored 15 points with three rebounds, two assists, one block and a steal vs. Southern Miss (3/25 - NIT) • contributed eight points and three rebounds in win over SMU (4/3 - NIT).

HIGH SCHOOL:

Averaged 23.9 points and six rebounds as a senior in 2011-12 • scored in double figures in 26 of 29 games to lead Eastview to a 28-2 record and a berth in the Minnesota state AAAA basketball tournament • averaged 17.6 points per game as a junior in leading the Lightning to a 22-5 record and a South Suburban Conference title • scored in double figures in 24 of 27 that year, including a season-best 36 points against Eagan • a three-year letterwinner in basketball • two-time member of the All-State Team • three-time All-South Suburban Conference honoree.

CAREER HIGHS

Minutes 47 at Purdue (2/5/14)	3-Point FG Attempts 9 at Creighton (1/8/13)
Points 21 - twice; last vs. Missouri State (1/5/13)	3-Point FG Made 5 at Creighton (1/8/13)
FG Attempts 15 vs. Missouri State (1/5/13)	Rebounds 11 at Illinois State (1/12/13)
FG Made 8 - twice; last vs. Furman (12/22/14)	Assists 4 - four times; last vs. Ohio State (1/6/15)
FT Attempts 8 vs. Lehigh (11/8/13)	Steals 3 vs. UMBC (11/22/14)
FT Made 6 - twice, last vs. Saint Mary's (3/23/14)	Blocks 2 - three times; last at Purdue (12/31/14)

2014-15 GAME-BY-GAME

Opponent (Date)	Start	Min	Fg-Fga	3g-3a	Ft-Fta	O-D/T	PF	A	TO	Blk	Stl	Pts	
Louisville (11/14)	Y	25	0-4	0-4	2-2	1-3/4	4	0	1	0	0	2	
Western Ky. (11/18)	Y	25	4-10	2-5	0-0	1-3/4	2	3	1	0	0	10	
Franklin Pierce (11/20)	Y	11	5-7	1-3	0-0	0-0/0	0	1	0	0	1	11	
UMBC (11/22)	Y	25	2-6	0-4	0-0	3-2/5	2	2	1	0	3	4	
St. John's (11/26)	Y	34	3-12	2-7	0-0	2-7/9	4	2	2	2	0	8	
Georgia (11/28)	Y	31	4-11	3-7	4-7	1-1/2	4	2	1	1	1	15	
Wake Forest (12/2)	Y	25	5-9	4-6	0-0	1-3/4	4	2	4	0	0	14	
Western Carolina (12/5)	Y	32	4-8	1-1	4-4	2-3/5	1	4	1	0	2	13	
North Dakota (12/8)	Y	27	4-7	1-2	3-3	0-2/2	3	1	2	1	0	12	
Southern (12/10)	Y	26	3-8	0-1	0-1	0-4/4	2	3	1	1	1	6	
Seattle (12/19)	Y	23	2-5	1-3	0-0	2-2/4	5	1	1	0	0	5	
Furman (12/22)	Y	32	8-11	2-4	1-2	1-2/3	0	1	2	0	1	19	
UNCW (12/27)	Y	28	3-5	1-1	2-2	1-0/1	1	0	2	1	0	9	
Purdue (12/31)	Y	37	4-6	3-4	2-2	0-1/1	4	3	3	2	0	13	
Maryland (1/3)	Y	23	1-5	1-3	0-0	0-1/1	5	1	0	0	0	3	
Ohio State (1/6)	Y	39	2-4	1-2	0-0	0-4/4	2	4	0	0	1	5	
Michigan (1/10)	Y	31	2-7	2-7	0-0	1-0/1	2	0	4	0	0	6	
Iowa (1/13)	Y	24	4-11	3-8	0-0	2-0/2	3	0	0	1	0	11	
Rutgers (1/17)	Y	28	3-6	1-4	2-2	1-0/1	3	3	2	0	0	9	
Nebraska (1/20)	Y	34	4-6	2-4	1-3	0-2/2	1	1	1	0	0	11	
Illinois (1/24)	Y	32	1-7	0-4	1-1	1-6/7	3	3	2	0	0	3	
Penn State (1/28)	Y	19	2-6	1-3	2-2	1-0/1	4	1	2	0	0	7	
Nebraska (1/31)	Y	33	3-8	1-5	2-2	1-2/3	1	1	2	0	1	9	
Purdue (2/7)	Y	36	4-7	3-5	0-0	0-3/3	0	0	1	0	2	11	
Iowa (2/12)	Y	29	2-6	0-3	0-0	0-2/2	4	1	1	1	0	4	
Indiana (2/15)	Y	31	5-10	2-5	0-0	0-0/0	1	0	0	0	0	12	
Northwestern (2/18)	Y	28	4-8	3-6	1-2	2-3/5	2	1	3	0	1	12	
Wisconsin (2/21)	Y	21	1-3	0-0	0-0	1-0/1	4	0	4	0	0	2	
Michigan State (2/26)	Y	37	4-6	1-2	8-8	2-3/5	3	2	1	1	0	17	
Wisconsin (3/5)	Y	33	2-4	1-2	2-2	2-3/5	2	0	0	1	1	7	
Totals		30-30	860	95-213	43-115	37-45	29-62/91	76	43	45	12	15	270

PERSONAL:

Born Sept. 24, 1993 • son of Julie King • has a younger brother, Erik • communications major.

Season	Gp	Gs	Min	Avg	3-POINT			REBOUNDS			Asst	TO	Blk	ST	Pf/Dq	Pts	Avg		
					Fg-Fga	Pct	Ft-Fta	Pct	O-D/Tot	Avg									
2012-13	33	2	608	18.4	74-173	.428	33-95	.347	41-51	.804	27-67/94	2.9	30	44	12	10	85/3	222	6.9
2013-14	37	15	828	22.4	89-184	.484	26-71	.366	60-76	.789	32-68/100	2.7	28	34	10	15	101/7	264	7.1
2014-15	30	30	860	28.7	95-213	.446	43-115	.374	37-45	.822	29-62/91	3.0	43	45	12	15	76/2	270	9.0
Career	100	47	2296	23.0	258-570	.453	102-281	.363	138-172	.802	88-197/285	2.9	101	123	34	40	262/12	756	7.6

2013-14 GAME-BY-GAME

Opponent (Date)	Start	Min	Fg-Fa	3g-3a	Ft-Fta	O-D/T	PF	A	TO	Blk	Stl	Pts	
Lehigh (11/8)	N	27	6-10	2-6	6-8	1-0/1	0	0	1	0	1	20	
Montana (11/12)	N	15	3-7	0-1	3-4	1-1/2	5	1	1	1	0	9	
Richmond (11/16)	N	26	5-8	0-2	0-2	4-3/7	3	0	0	0	0	10	
Coastal Carolina (11/19)	N	13	1-3	0-1	0-1	0-1/1	2	0	0	0	0	2	
Wofford (11/21)						DNP - Injury							
Syracuse (11/25)	N	25	4-9	1-1	0-0	3-2/5	5	0	2	0	1	9	
Arkansas (11/26)	N	21	3-9	1-4	0-0	0-1/1	3	1	1	0	0	7	
Chaminade (11/27)	N	18	2-8	0-3	5-6	0-2/2	0	0	0	1	1	9	
Florida State (12/3)	N	15	1-3	1-1	5-6	1-3/4	4	0	0	0	0	8	
New Orleans (12/7)	N	27	3-7	2-4	2-2	1-2/3	4	0	3	1	1	10	
South Dakota St. (12/10)	N	20	1-2	0-0	0-0	1-0/1	1	1	0	0	0	2	
Omaha (12/20)	N	13	1-3	0-1	2-2	0-3/3	1	0	2	0	0	4	
Texas A&M-C.C. (12/28)	N	10	0-2	0-2	0-0	0-1/1	4	0	0	0	0	0	
Michigan (1/2)	N	14	2-2	1-1	0-0	0-1/1	4	0	1	0	1	5	
Purdue (1/5)	N	13	0-1	0-1	4-4	1-1/2	1	1	1	1	0	4	
Penn State (1/8)	N	15	2-5	0-2	0-0	2-0/2	5	0	1	0	0	4	
Michigan State (1/11)	N	18	2-3	2-3	0-0	0-2/2	2	2	0	0	0	6	
Ohio State (1/16)	N	11	0-2	0-1	0-0	1-0/1	1	0	1	1	0	0	
Iowa (1/19)	N	19	2-5	0-0	3-4	2-1/3	4	0	2	0	1	7	
Wisconsin (1/22)	N	22	3-4	1-1	0-0	0-1/1	2	1	1	0	1	7	
Nebraska (1/26)	N	16	1-4	0-1	2-3	1-5/6	2	1	0	0	1	4	
Northwestern (2/1)	N	14	1-2	0-0	0-0	0-1/1	0	2	0	0	1	2	
Purdue (2/5)	N	47	6-8	2-4	0-0	2-7/9	5	3	0	1	0	14	
Indiana (2/8)	Y	19	2-4	0-2	0-0	0-2/2	2	0	1	0	0	4	
Wisconsin (2/13)	Y	23	2-3	0-1	1-2	0-1/1	5	1	2	1	0	5	
Northwestern (2/16)	Y	34	2-3	1-1	2-4	1-3/4	2	0	2	1	0	7	
Illinois (2/19)	Y	27	1-4	1-2	2-2	1-0/1	2	4	1	1	0	5	
Ohio State (2/22)	Y	33	4-11	1-5	0-0	1-1/2	3	0	3	0	0	9	
Iowa (2/25)	Y	27	2-5	0-1	2-2	2-1/3	4	1	1	0	1	6	
Michigan (3/1)	Y	24	0-3	0-1	0-0	1-2/3	1	0	0	0	0	0	
Penn State (3/9)	Y	33	2-4	0-2	5-5	2-3/5	3	1	0	0	1	9	
Penn State (3/13)	Y	17	2-2	0-0	0-0	0-2/2	2	2	1	0	0	4	
Wisconsin (3/14)	Y	31	4-6	3-3	3-4	0-2/2	5	1	1	0	0	14	
High Point (3/18)	Y	31	4-6	2-2	4-4	3-4/7	3	3	1	0	0	14	
Saint Mary's (3/23)	Y	35	5-8	2-4	6-7	0-1/1	2	0	1	0	2	18	
Southern Miss (3/25)	Y	32	7-13	1-4	0-0	0-3/3	1	2	1	1	1	15	
Florida State (4/1)	Y	7	1-1	1-1	0-0	0-2/2	5	0	1	0	1	3	
SMU (4/3)	Y	35	2-4	1-2	3-4	0-3/3	3	0	1	0	0	8	
Totals		37-15	828	89-184	26-71	60-76	32-68/100	101	28	34	10	15	264

2012-13 GAME-BY-GAME (AT DRAKE)

Opponent (Date)	Start	Min	Fg-Fa	3g-3a	Ft-Fta	O-D/T	PF	A	TO	Blk	Stl	Pts	
William Jewell (11/9)	N	23	3-8	3-8	3-4	1-0/1	4	1	0	0	0	12	
Detroit (11/17)	N	16	2-4	0-2	4-4	0-2/2	4	0	3	1	0	8	
California (11/22)	N	14	1-4	0-3	0-0	0-0/0	4	0	2	0	0	2	
Rice (11/23)	N	7	1-1	1-1	0-0	0-0/0	1	0	1	0	0	3	
Xavier (11/25)	N	29	7-11	5-7	2-2	1-1/2	3	0	0	1	0	21	
Nevada (11/20)	N	5	0-1	0-1	0-0	0-1/1	4	1	1	0	0	0	
Saint Mary's (12/5)	N	20	1-4	0-1	0-0	0-1/1	1	1	2	0	0	2	
IPFW (12/8)	N	9	1-2	1-1	0-0	1-2/3	3	0	0	0	0	3	
Iowa State (12/15)	N	15	2-3	2-3	0-0	0-0/0	5	0	0	0	0	6	
North Carolina Cent (12/19)	N	27	1-6	1-3	2-2	4-6/10	2	3	2	0	1	5	
Eastern Illinois (12/22)	Y	24	0-4	0-3	2-2	0-3/3	2	2	2	1	1	2	
Bradley (12/29)	N	14	2-6	0-4	0-0	1-3/4	4	1	2	1	0	4	
Wichita State (1/2)	N	23	7-10	0-2	1-3	3-3/6	0	0	1	1	0	15	
Missouri State (1/5)	N	29	8-15	3-7	2-2	3-4/7	1	3	2	1	0	21	
Creighton (1/8)	N	32	5-10	5-9	2-2	0-2/2	3	1	1	0	0	17	
Illinois State (1/12)	N	31	3-9	1-2	4-4	4-7/11	2	4	2	0	0	11	
Evansville (1/16)	N	16	3-4	1-2	0-0	0-1/1	2	0	2	0	1	7	
Northern Iowa (1/20)	N	23	0-5	0-2	0-0	0-4/4	3	0	1	0	1	0	
Creighton (1/23)	N	3	0-1	0-1	0-0	0-0/0	0	0	2	0	0	0	
Missouri State (1/27)	N	8	1-2	0-0	0-0	1-0/1	1	1	0	0	0	2	
Southern Illinois (1/20)	N	13	4-4	1-1	1-2	0-2/2	5	0	4	1	1	10	
Indiana State (2/2)	N	26	5-11	2-4	0-2	3-2/5	4	0	0	0	1	12	
Illinois State (2/6)	N	24	3-7	2-3	3-4	0-3/3	2	1	1	0	0	11	
Evansville (2/10)	N	23	2-4	2-3	0-0	0-6/6	5	1	4	2	0	6	
Wichita State (2/13)	N	17	2-8	2-5	0-0	2-0/2	4	0	1	0	1	6	
Northern Iowa (2/16)	N	24	1-4	1-4	0-0	0-2/2	0	3	2	0	0	3	
Bradley (2/20)	N	14	0-2	0-2	2-2	0-0/0	1	1	1	0	0	2	
Green Bay (2/23)	Y	29	2-6	0-3	3-4	1-2/3	3	0	1	0	2	7	
Indiana State (2/27)	N	21	0-4	0-3	1-2	1-4/5	2	3	1	0	0	1	
Southern Illinois (3/2)	N	10	1-2	0-1	4-4	0-1/1	4	1	0	2	1	6	
Bradley (3/7)	N	24	5-7	0-2	5-6	1-5/6	2	0	1	1	0	15	
Creighton (3/8)	N	15	1-4	0-2	0-0	0-0/0	4	2	2	0	0	2	
Totals		32/2	608	74-173	33-95	41-51	27-67/94	85	30	44	12	10	222



bakary
KONATÉ

21

CENTER
freshman

height: 6-11
weight: 225

Bamako, Mali

High School
Sunrise Christian
Academy

C

STATS ▼

2014-15 | FRESHMAN SEASON:

Made collegiate debut against Louisville, scoring two points and a rebound (11/14) • Recorded two rebounds and a block vs. Western Kentucky (11/18) • scored six points, four steals, three rebounds and one block vs. Franklin Pierce (11/20) • contributed two points, a rebound, one steal and a block vs. North Dakota (12/8) • scored six points, six rebounds, and one steal vs. Southern (12/10) • posted season highs of nine points, eight rebounds, two assists and two blocks against Seattle (12/19) • scored four points, three rebounds, one block and an assist vs. Furman (12/22) • recorded two rebounds, one block and a steal vs. UNCW (12/27) • scored two points, one rebound and an assist vs. Rutgers (1/17) • posted seven rebounds, two points and one block at Nebraska (1/20) • recorded three points, two rebounds and a steal vs. Illinois (1/24) • grabbed four rebounds and scored two points at Wisconsin (2/21) • posted four rebounds, two points, two assists, one block and a steal in win at Michigan State (2/26) • scored seven points, four rebounds, one block and a steal vs. Wisconsin (3/5).

HIGH SCHOOL:

A graduate of IES La Vega de San Jose in Grand Canary Island, Spain • spent one year at Sunrise Basketball Academy but did not compete in any games • was a four-year high school starter, averaging nine rebounds, 7.5 points and one block per game • played in the Adidas Nations Basketball Tournament in Chicago as part of Team Mali • competed internationally at 15 years old for Club Baloncesto Gran Canaria in Spain • named MVP of the U-16 Spanish Clubs Championships at the 2009 Nike International Junior Tournament in Berlin.

PERSONAL:

Son of Seydou and Oumou Konaté • born Dec. 15, 1993 • is one of 14 siblings • has three brothers who played college basketball in the United States: Ibrahim (Boston University), Lassana (LeMoyné-Owen) and Fousseini (LeMoyné-Owen) • hobbies include watching movies and dancing • plans to major in business management.

CAREER HIGHS

Minutes

23 vs. Southern (12/10/14)

Points

9 vs. Seattle (12/19/14)

FG Attempts

4 vs. Seattle (12/19/14)

FG Made

3 - twice; last vs. Wisconsin (3/5/15)

FT Attempts

8 vs. Southern (12/10/14)

FT Made

6 vs. Southern (12/10/14)

3-Point FG Attempts

—

3-Point FG Made

—

Rebounds

8 vs. Seattle (12/19/14)

Assists

2 - twice; last at Michigan State (2/26/15)

Steals

4 vs. Franklin Pierce (11/20/14)


Blocks

2 vs. Seattle (12/19/14)

2014-15 GAME-BY-GAME

Opponent (Date)	Start	Min	Fg-Fa	3g-3a	Ft-Fta	O-D/T	PF	A	TO	Blk	Stl	Pts
Louisville (11/14)	N	6	1-2	0-0	0-0	0-1/1	2	0	1	0	0	2
Western Ky. (11/18)	N	6	0-0	0-0	0-3	0-2/2	0	0	1	1	0	0
Franklin Pierce (11/20)	N	22	2-3	0-0	2-2	2-1/3	4	0	0	1	4	6
UMBC (11/22)	N	2	0-1	0-0	0-0	0-0/0	1	0	0	0	0	0
St. John's (11/26)			DNP (Coach's Decision)									
Georgia (11/28)	N	1	0-0	0-0	0-0	0-0/0	0	0	0	0	0	0
Wake Forest (12/2)	N	2	0-0	0-0	0-0	0-0/0	0	0	0	0	0	0
Western Carolina (12/5)			DNP (Coach's Decision)									
North Dakota (12/8)	N	9	1-1	0-0	0-0	0-1/1	4	0	3	1	1	2
Southern (12/10)	N	23	0-3	0-0	6-8	4-2/6	4	0	2	0	1	6
Seattle (12/19)	N	16	3-4	0-0	3-6	3-5/8	2	2	1	2	0	9
Furman (12/22)	N	8	1-2	0-0	2-5	3-0/3	0	1	0	1	0	4
UNCW (12/27)	N	10	0-1	0-0	0-0	0-2/2	1	0	1	1	1	0
Purdue (12/31)	N	4	0-0	0-0	0-0	0-1/1	2	0	1	0	0	0
Maryland (1/3)			DNP (Coach's Decision)									
Ohio State (1/6)			DNP (Coach's Decision)									
Michigan (1/10)			DNP (Coach's Decision)									
Iowa (1/13)			DNP (Coach's Decision)									
Rutgers (1/17)	N	17	1-1	0-0	0-2	0-1/1	3	1	0	0	0	2
Nebraska (1/20)	N	13	0-2	0-0	2-2	2-5/7	2	0	2	1	0	2
Illinois (1/24)	N	10	1-1	0-0	1-2	0-2/2	3	0	1	0	1	3
Penn State (1/28)	N	2	0-0	0-0	1-2	0-0/0	1	0	0	0	0	1
Nebraska (1/31)	N	1	0-0	0-0	0-0	0-0/0	0	0	0	0	0	0
Purdue (2/7)	N	1	0-0	0-0	0-0	0-0/0	0	0	0	0	0	0
Iowa (2/12)			DNP (Coach's Decision)									
Indiana (2/15)	N	1	0-0	0-0	0-0	0-0/0	1	0	0	0	0	0
Northwestern (2/18)			DNP (Coach's Decision)									
Wisconsin (2/21)	N	8	1-4	0-0	0-0	0-4/4	1	0	0	0	0	2
Michigan State (2/26)	N	14	1-2	0-0	0-0	2-2/4	1	2	0	1	1	2
Wisconsin (3/5)	N	17	3-3	0-0	1-2	1-3/4	1	0	1	1	1	7
Totals		22-0	193	15-30	0-0	18-34	17-32/49	33	6	14	10	48

Season	Gp	Gs	Min	Avg	3-POINT			REBOUNDS			Asst	TO	Blk	ST	Pf/Dq	Pts	Avg		
					Fg-Fga	Pct	Ft-Fta	Pct	O-D/Tot	Avg									
2014-15	22	0	193	8.8	15-30	.500	0-0	.000	18-34	.529	17-32/49	2.2	6	14	10	10	33/0	48	2.2
Career	22	0	193	8.8	15-30	.500	0-0	.000	18-34	.529	17-32/49	2.2	6	14	10	10	33/0	48	2.2



mike
LUKASHEWICH

25

GUARD

freshman

height: 6-3
weight: 180

Appleton, Wis.

High School
Appleton North

G

STATS ▼

2014-15 | FRESHMAN SEASON:

Joined the team on December 18 • made debut vs. Seattle, blocking a shot in four minutes of play (12/19).

HIGH SCHOOL:

2014 graduate of Appleton North • Named a Fox Valley Association All-Conference player in his junior and senior seasons • Holds the school record for career points scored • Letterwinner in volleyball and track in addition to basketball • Lists his most memorable sports thrill as his volleyball team's 34-0 state championship team • Graduated with high honors.

PERSONAL:

Full name is Michael Lukashewich (pronounced Luke-ah-SEV-itch) • Son of Terri and John Lukashewich • Has one younger sister, Kate • Born October 27, 1995 • Hobbies include playing piano, wake surfing and skiing • Plans to major in sports management/law.

CAREER HIGHS

Minutes	3-Point FG Made
4 - twice; last vs. UNCW (12/27/14)	—
Points	Rebounds
—	—
FG Attempts	Assists
—	—
FG Made	Steals
—	—
FT Attempts	Blocks
—	1 vs. Seattle (12/19/14)
FT Made	—
3-Point FG Attempts	—

2014-15 GAME-BY-GAME

Opponent (Date)	Start	Min	Fg-Fa	3g-3a	Ft-Fta	O-D/T	PF	A	TO	Blk	Stl	Pts	
Seattle (12/19)	N	4	0-0	0-0	0-0	0-0/0	0	0	0	1	0	0	
Furman (12/22)			DNP (Coach's Decision)										
UNCW (12/27)	N	4	0-0	0-0	0-0	0-0/0	0	0	1	0	0	0	
Purdue (12/31)			DNP (Coach's Decision)										
Maryland (1/3)			DNP (Coach's Decision)										
Ohio State (1/6)			DNP (Coach's Decision)										
Michigan (1/10)			DNP (Coach's Decision)										
Iowa (1/13)			DNP (Coach's Decision)										
Rutgers (1/17)			DNP (Coach's Decision)										
Nebraska (1/20)			DNP (Coach's Decision)										
Illinois (1/24)			DNP (Coach's Decision)										
Penn State (1/28)			DNP (Coach's Decision)										
Nebraska (1/31)	N	1	0-0	0-0	0-0	0-0/0	0	0	0	0	0	0	
Purdue (2/7)			DNP (Coach's Decision)										
Iowa (2/12)			DNP (Coach's Decision)										
Indiana (2/15)			DNP (Coach's Decision)										
Northwestern (2/18)			DNP (Coach's Decision)										
Wisconsin (2/21)			DNP (Coach's Decision)										
Michigan State (2/26)			DNP (Coach's Decision)										
Wisconsin (3/5)			DNP (Coach's Decision)										
Totals			3-0	9	0-0	0-0	0-0/0	0	0	1	1	0	0

Season	Gp	Gs	Min	Avg	3-POINT					REBOUNDS					Pfs	Avg			
					Fg-Fga	Pct	Fg-Fga	Pct.	Ft-Fta	Pct.	O-D/Tot	Avg	Asst	TO			Blk	ST	Pf/Dq
2014-15	3	0	9	3.0	0-0	.000	0-0	.000	0-0	.000	0-0/0	0.0	0	1	1	0	0/0	0	0.0
Career	3	0	9	3.0	0-0	.000	0-0	.000	0-0	.000	0-0/0	0.0	0	1	1	0	0/0	0	0.0



nate
MASON

2

GUARD
freshman

height: 6-1
weight: 185

Decatur, Ga.

High School
Arlington Country
Day

G

STATS ▼

MILESTONES:

- Big Ten Freshman of the Week (12/22/14)

2014-15 | FRESHMAN SEASON:

Scored 10 points, five rebounds and two assists in collegiate debut vs. Louisville (11/14) • contributed 10 points, five rebounds, one block, one steal and one assist vs. Western Kentucky (11/18) • posted 15 points, five assists, four rebounds and two steals vs. Franklin Pierce (11/20) • scored eight points, five rebounds, four assists and a steal vs. UMBC (11/22) • scored team-high 15 points, with four rebounds, two assists and two steals at St. John's (11/26) • scored six points with five rebounds, four assists and two steals at Wake Forest (12/2) • contributed 11 points, five assists, two rebounds and two steals vs. WCU (12/5) • registered 11 points, eight assists, six steals and four rebounds vs. North Dakota (12/8) • scored three points, three rebounds, and two assists vs. Southern (12/10) • posted 15 points, six steals, three rebounds and an assist vs. Seattle (12/19) • scored 14 points and four steals vs. Furman (12/22) • scored career-high 18 points with five steals, two rebounds and two assists vs. UNCW (12/27) • contributed 12 points, three rebounds, two assists and a steal at Purdue (12/31) • scored seven points, two assists, one steal and one rebound vs. Ohio State (1/6) • scored eight points, five rebounds, three assists and a steal at Michigan (1/10) • scored 17 points with four rebounds, four assists and three steals in first career start vs. Iowa (1/13) • scored nine points, five steals, five assists and two rebounds with a block vs. Rutgers (1/17) • contributed three points, three steals, two rebounds and an assist at Nebraska (1/20) • scored 10 points, six assists and three rebounds vs. Illinois (1/24) • recorded five points, two steals, one rebound and an assist at Penn State (1/28) • posted eight points, one steal and an assist vs. Nebraska (1/31) • scored seven points, two assists, one steal and a rebound vs. Purdue (2/7) • posted 12 points, two assists, a steal and a rebound in win at Iowa (2/12) • led team with 15 points and added four rebounds vs. Northwestern (2/18) • scored 11 points, tied for team high, with five assists and three rebounds at Wisconsin (2/21) • posted nine points, five assists, two steals, one block and a rebound at Michigan State (2/26) • scored team-high 15 points with three assists and three rebounds vs. Wisconsin (3/5).

HIGH SCHOOL:

Graduate of Arlington Country Day School in Jacksonville, Fla. • Recipient of All-City, County, Area, and State Honors in both junior and senior seasons • Named All-Sunshine Independent Athletic Association (SIAA) in 2013 and 2014 • Saw statistics averages improve through all four years, finishing with career-high 23.9 ppg average in 2013 and averaged 15.6 points, 8.7 assists, 5.1 rebounds and 2.7 steals per game his senior season • helped lead team to three state championships • earned valedictorian honors among 2014 senior class.

PERSONAL:

Son of Tonya and Nate Mason • born Jul. 25, 1995 • has one younger sister, Taylor • most memorable sports thrill is hitting a half-court, game-winning shot • major is undecided.

CAREER HIGHS

Minutes

35 vs. Rutgers (1/17/15)

Points

18 vs. UNCW (12/27/14)

FG Attempts

13 vs. UNCW (12/27/14)

FG Made

7 - twice; last vs. Iowa (1/13/15)

FT Attempts

10 vs. Louisville (11/14/14)

FT Made

6 vs. Louisville (11/14/14)

3-Point FG Attempts

6 - twice; last vs. Rutgers (1/17/15)

3-Point FG Made

4 vs. Furman (12/22/14)

Rebounds

5 - five times, last at Michigan (1/10/14)

Assists

8 vs. North Dakota (12/8/14)

Steals

6 - twice; last vs. Seattle

Blocks

1 - twice; last vs. Rutgers (1/17/15)

2014-15 GAME-BY-GAME

Opponent (Date)	Start	Min	Fg-Fa	3g-3a	Ft-Fta	O-D/T	PF	A	TO	Blk	Stl	Pts	
Louisville (11/14)	N	20	2-5	0-2	6-10	1-4/5	4	2	2	0	0	10	
Western Ky. (11/18)	N	20	4-5	2-2	0-1	0-5/5	0	1	1	1	1	10	
Franklin Pierce (11/20)	N	23	6-12	3-3	0-0	1-3/4	3	5	1	0	2	15	
UMBC (11/22)	N	18	3-8	2-6	0-0	0-5/5	2	4	1	0	1	8	
St. John's (11/26)	N	26	4-7	2-2	5-5	1-3/4	3	2	1	0	2	15	
Georgia (11/28)	N	21	1-7	1-4	0-0	0-3/3	4	3	0	0	1	3	
Wake Forest (12/2)	N	27	2-9	0-3	2-2	0-5/5	1	4	0	0	2	6	
Western Carolina (12/5)	N	29	4-6	3-5	0-0	0-2/2	0	5	3	0	2	11	
North Dakota (12/8)	N	27	4-9	1-3	2-4	0-4/4	3	8	1	0	6	11	
Southern (12/10)	N	21	1-5	0-0	1-3	0-3/3	1	2	0	0	0	3	
Seattle (12/19)	N	25	6-11	2-5	1-2	0-3/3	2	1	2	0	6	15	
Furman (12/22)	N	22	5-7	4-5	0-0	0-0/0	2	0	0	0	4	14	
UNCW (12/27)	N	25	7-13	2-3	2-3	0-2/2	0	2	1	0	5	18	
Purdue (12/31)	N	26	4-9	2-5	2-4	0-3/3	2	2	0	0	1	12	
Maryland (1/3)	N	22	1-7	0-2	0-0	2-3/5	2	1	1	0	1	2	
Ohio State (1/6)	N	32	2-7	0-3	3-5	0-1/1	2	2	1	0	1	7	
Michigan (1/10)	N	21	3-5	1-2	1-3	2-3/5	4	3	1	0	1	8	
Iowa (1/13)	Y	33	7-12	1-3	2-3	2-2/4	0	4	0	0	3	17	
Rutgers (1/17)	Y	35	3-10	2-6	1-2	1-1/2	3	5	1	1	5	9	
Nebraska (1/20)	Y	29	1-5	1-1	0-0	0-2/2	2	1	2	0	3	3	
Illinois (1/24)	N	28	1-7	1-4	7-8	1-2/3	0	6	2	0	0	10	
Penn State (1/28)	N	18	2-8	1-3	0-0	0-1/1	2	1	1	0	2	5	
Nebraska (1/31)	N	25	2-6	1-3	3-4	0-0/0	2	1	1	0	1	8	
Purdue (2/7)	N	26	3-10	0-1	1-2	0-1/1	3	2	0	0	1	7	
Iowa (2/12)	N	26	4-10	1-3	3-7	0-1/1	0	2	0	0	1	12	
Indiana (2/15)	N	28	1-6	1-2	0-0	1-1/2	1	1	2	0	0	3	
Northwestern (2/18)	N	24	5-10	2-4	3-3	1-3/4	1	0	3	0	0	15	
Wisconsin (2/21)	Y	26	5-11	1-3	0-0	1-2/3	1	5	1	0	0	11	
Michigan State (2/26)	Y	32	3-10	1-5	2-4	0-1/1	2	5	1	1	2	9	
Wisconsin (3/5)	Y	32	6-12	3-5	0-0	0-3/3	1	3	2	0	0	15	
Totals		30-6	767	102-249	41-98	47-75	14-72/86	53	83	32	3	54	292

Season	Gp	Gs	Min	Avg	3-POINT			REBOUNDS			Asst	TO	Blk	ST	Pf/Dq	Pts	Avg		
					Fg-Fga	Pct.	Pct.	Ft-Fta	Pct.	O-D/Tot								Avg	
2014-15	30	6	767	25.6	102-249	.410	41-98	.418	47-75	.627	14-72/86	2.9	83	32	3	54	53/0	292	9.7
Career	30	6	767	25.6	102-249	.410	41-98	.418	47-75	.627	14-72/86	2.9	83	32	3	54	53/0	292	9.7



deandre
MATHIEU

4

GUARD
senior

height: 5-9
weight: 170

Knoxville, Tenn.

Previous School
Central Arizona

High School
Central

G

STATS ▼

MILESTONES:

- Scored his 500th career point vs. Saint Mary's (3/23/14)
- Scored his 400th career point against Ohio State (2/22/14)
- Scored his 300th career point against Wisconsin (1/19/14)
- Recorded his 100th career steal at St. John's (11/26/14)

2014-15 | SENIOR SEASON:

Recorded six points, four rebounds, three assists and a steal vs. Louisville (11/14) • posted 11 points, six assists, five steals and five rebounds against Western Kentucky (11/18) • contributed six points, six assists, two steals and two rebounds vs. Franklin Pierce (11/20) • scored eight points, eight assists, five rebounds and four steals vs. UMBC (11/22) • scored five points, three rebounds, two steals and two assists at St. John's (11/26) • contributed 12 points, five assists, two steals and two rebounds vs. Georgia (11/28) • posted eight assists, six points, three rebounds and one steal at Wake Forest (12/2) • scored 16 points, six assists, two rebounds and a steal vs. Western Carolina (12/5) • posted first career double-double with 15 points and career-high 10 assists with zero turnovers, adding two steals and two rebounds vs. North Dakota (12/8) • scored 10 points, five assists, three rebounds and a steal vs. Southern (12/10) • recorded nine assists, career-high six steals and two points vs. Seattle (12/19) • scored 16 points, seven assists, five steals and three rebounds vs. Furman (12/22) • registered double-double with 13 points and career-high 11 assists, adding four steals and two rebounds vs. UNCW (12/27) • contributed 11 points, five rebounds, one assist and a steal at Purdue (12/31) • recorded four points, four rebounds, one assist and a steal at Maryland (1/3) • scored 17 points, three assists, three steals and two rebounds vs. Ohio State (1/6) • recorded five rebounds, three assists and two steals at Michigan (1/10) • scored 11 points, five assists and one rebound vs. Iowa (1/13) • contributed eight points, three assists and a rebound vs. Rutgers (1/17) • recorded four rebounds, three assists and a steal at Nebraska (1/20) • recorded five points, three assists, two rebounds and a steal vs. Illinois (1/24) • posted three points, three steals, three assists and two rebounds at Penn State (1/28) • scored seven points, two assists, two rebounds, two steals and a block vs. Nebraska (1/31) • dished six assists with four points and three steals in win over Purdue (2/7) • posted six points, six rebounds and two steals at Iowa (2/12) • scored 12 points, three assists, two rebounds and a steal at Indiana (2/15) • contributed 10 points, five assists, three rebounds and two steals vs. Northwestern (2/18) • scored team-high 11 points with a rebound at Wisconsin (2/21) • posted 12 points, three rebounds, two assists and a steal at Michigan State (2/26) • scored nine points, two assists and a steal vs. Wisconsin (3/5).

2013-14 | JUNIOR SEASON:

Scored two points and dished out a career-high nine assists in his Gopher debut against Lehigh (11/8) • scored a then career-high 15 points in 30 minutes against Montana (11/12) • contributed a career-high 17 points and dished out six assists against Coastal Carolina (11/19) • finished with 10 points and five assists against Wofford (11/21) • tied a career-high with 17 points against Chaminade (11/27) • scored 11 points, dished out five assists and grabbed three rebounds against New Orleans (12/7) • contributed 15 points including career-high three 3-pointers, two steals, two assists and a rebound against South Dakota State (12/10) • scored career-high 27 points and added four assists, two steals and a rebound against Omaha (12/20) • scored nine points and six rebounds with four assists and a steal against Michigan (1/2) • scored 11 points with four assists, one steal and a rebound against Purdue (1/5) • led the team with 16 points and added four rebounds, three steals and an assist at Penn State (1/8) • scored eight points, including overtime-forcing layup at end of regulation, and added three assists and two rebounds at Michigan State (1/11) • scored team-high 13 points with five assists, four rebounds and three steals vs. Ohio State (1/16) • scored 18 points with five rebounds and three assists vs. Wisconsin (1/22) • recorded 13 points, four assists and one rebound at Nebraska (1/26) • scored nine points, five assists, three rebounds and two steals vs. Northwestern (2/1) • Scored 15 points with three assists, two steals and two rebounds at Purdue (2/5) • scored 16 points, five assists, three rebounds and two steals vs. Indiana (2/8) • scored eight points, six rebounds and six assists at Wisconsin (2/13) • led the team with 18 points and added four rebounds and two assists at Northwestern (2/16) • scored 12 points with three assists, three rebounds and a steal at Ohio State (2/22) • chipped in 19 points, seven assists, three rebounds and a

CAREER HIGHS

Minutes	3-Point FG Attempts
40 at Purdue (2/5/14)	5 vs. South Dakota State (12/10/13)
Points	3-Point FG Made
27 vs. Omaha (12/20/13)	3 vs. South Dakota State (12/10/13)
FG Attempts	Rebounds
16 vs. Wisconsin (3/14/14)	7 at Michigan (3/1/14)
FG Made	Assists
9 vs. Omaha (12/20/13)	11 vs. UNCW (12/27/14)
FT Attempts	Steals
10 - twice; last at Michigan State (2/26/15)	6 vs. Seattle (12/19/14)
FT Made	Blocks
8 vs. Omaha (12/20/13)	2 vs. Penn State (3/13/14)

2014-15 GAME-BY-GAME

Opponent (Date)	Start	Min	Fg-Fga	3g-3a	Ft-Fta	O-D/T	PF	A	TO	Blk	Stl	Pts			
Louisville (11/14)	Y	25	1-4	1-2	3-4	1-3/4	4	3	4	0	1	6			
Western Ky. (11/18)	Y	29	5-9	1-3	0-1	0-5/5	2	6	1	0	5	11			
Franklin Pierce (11/20)	Y	23	3-6	0-0	0-0	1-1/2	1	6	1	0	2	6			
UMBC (11/22)	Y	32	3-9	0-1	2-2	4-1/5	2	8	1	0	4	8			
St. John's (11/26)	Y	23	2-4	0-0	1-2	1-2/3	4	2	2	0	2	5			
Georgia (11/28)	Y	34	4-7	1-1	3-7	0-2/2	3	5	1	0	2	12			
Wake Forest (12/2)	Y	27	2-5	0-1	2-2	0-3/3	4	8	2	0	1	6			
Western Carolina (12/5)	Y	29	6-11	0-1	4-5	1-1/2	3	6	2	0	1	16			
North Dakota (12/8)	Y	30	6-8	1-1	2-4	0-2/2	4	10	0	0	2	15			
Southern (12/10)	Y	26	3-6	0-0	4-4	0-3/3	1	5	2	0	1	10			
Seattle (12/19)	Y	28	1-6	0-1	0-0	0-0/0	2	9	1	0	6	2			
Furman (12/22)	Y	36	6-12	0-2	4-4	1-2/3	2	7	5	0	5	16			
UNCW (12/27)	Y	26	5-8	1-1	2-2	0-2/2	2	11	0	0	4	13			
Purdue (12/31)	Y	34	4-9	2-2	1-2	1-4/5	3	1	4	0	1	11			
Maryland (1/3)	Y	37	2-5	0-0	0-0	1-3/4	2	1	5	0	1	4			
Ohio State (1/6)	Y	34	7-12	1-1	2-2	1-1/2	2	3	3	0	3	17			
Michigan (1/10)	Y	29	0-3	0-0	0-0	2-3/5	3	3	5	0	2	0			
Iowa (1/13)	N	27	4-6	2-2	1-2	1-0/1	1	5	3	0	0	11			
Rutgers (1/17)	N	21	4-7	0-2	0-0	0-1/1	4	3	1	0	0	8			
Nebraska (1/20)	N	23	0-7	0-2	0-0	1-3/4	4	3	2	0	1	0			
Illinois (1/24)	Y	31	1-4	0-0	3-4	2-0/2	2	3	2	0	1	5			
Penn State (1/28)	Y	35	1-7	0-3	1-2	1-1/2	2	3	0	0	3	3			
Nebraska (1/31)	Y	37	3-7	0-1	1-2	0-2/2	3	2	0	1	2	7			
Purdue (2/7)	Y	30	1-7	0-0	2-3	0-0/0	1	6	0	0	3	4			
Iowa (2/12)	Y	23	3-10	0-2	0-0	2-4/6	1	0	0	0	2	6			
Indiana (2/15)	Y	25	6-11	0-4	0-0	0-2/2	3	3	0	0	1	12			
Northwestern (2/18)	Y	36	4-11	0-3	2-2	0-3/3	1	5	1	0	2	10			
Wisconsin (2/21)	N	21	5-8	1-1	0-0	0-1/1	0	0	0	0	0	11			
Michigan State (2/26)	N	28	2-5	1-1	7-10	0-3/3	2	2	1	0	1	12			
Wisconsin (3/5)	N	21	4-8	1-2	0-0	0-0/0	1	2	0	0	1	9			
Totals			30-24	860	98-222	13-40	47-66	21-58	79	69	131	49	1	60	256

steal in win over Iowa (2/25) • pulled down career-high seven rebounds and added nine points, five assists and three steals at Michigan (3/1) • posted 16 points, six assists, three steals and three rebounds vs. Penn State (3/9) • scored 13 points, five assists, three steals, two blocks and two rebounds vs. Penn State (3/13 - BT) • scored team-high 18 points, five assists and two rebounds vs. Wisconsin (3/14 - BT) • contributed 14 points, two rebound, one assist and a steal vs. Saint Mary's (3/23 - NIT) • scored 17 points, four assists, four rebounds and a steal vs. Florida State (4/1 - NIT) • scored 13 points with seven assists and two steals against SMU (4/3 - NIT).

HIGH SCHOOL:

A graduate of Knoxville Central High School • was the Knoxville News Sentinel's 2011 PrepXtra Boys' Basketball Player of the Year and a member of the 2011 Tennessee Sports Writers Association's Class AAA All-State Team • averaged 20.7 points, 6.8 rebounds, 8.1 assists (against 2.2 turnovers) and 4.8 steals per game as a senior (2010-11), leading the Central Bobcats to a second consecutive appearance in the Region 2-AAA semifinals • averaged 17 points, eight assists and three steals per game as a junior • was named to the News Sentinel's PrepXtra First Team, meaning he was one of the top six players from a coverage area of 65 schools • was a three-time recipient of the District 3-AAA Player of the Year award and led Central to back-to-back 25-win seasons as an upperclassman.

PERSONAL:

Born December 5, 1992 • majoring in business marketing education • son of Tracy Johnson and Berma Mathieu • has three siblings, Tramaine, Jermonte and Demonte.


Season	Gp	Gs	Min	Avg	3-POINT			REBOUNDS			Asst	TO	Blk	ST	Pfd/Q	Pts	Avg		
					Fg-Fga	Pct	Ft-Fta	Pct	O-D/Tot	Avg									
2011-12	29	9	372	12.8	31-70	.443	5-9	.556	16-24	.667	4-27/31	1.1	43	28	0	26	33/0	83	2.9
2013-14	38	38	1146	30.2	165-323	.511	22-45	.489	104-138	.754	18-85/103	2.7	160	102	3	60	83/2	456	12.0
2014-15	30	24	860	28.7	98-222	.441	13-40	.325	47-66	.712	21-58/79	2.6	131	49	1	60	69/0	256	8.5
Career	97	71	2378	24.5	294-615	.478	40-94	.426	167-228	.732	43-170/213	2.2	334	179	4	146	185/2	795	8.2

2013-14 GAME-BY-GAME

Opponent (Date)	Start	Min	Fg-Fa	3g-3a	Ft-Fta	O-D/T	PF	A	TO	Blk	Stl	Pts	
Lehigh (11/8)	Y	32	1-5	0-1	0-0	0-2/2	1	9	3	0	3	2	
Montana (11/12)	Y	30	4-9	2-2	5-6	0-2/2	0	5	2	0	1	15	
Richmond (11/16)	Y	22	2-6	0-0	0-3	0-3/3	4	3	3	0	2	4	
Coastal Carolina (11/19)	Y	32	6-11	0-2	5-6	2-2/4	2	6	2	0	3	17	
Wofford (11/21)	Y	24	3-4	0-0	4-4	1-2/3	2	5	3	0	2	10	
Syracuse (11/25)	Y	16	2-5	1-1	2-2	1-0/1	2	4	1	0	2	7	
Arkansas (11/26)	Y	34	5-9	0-0	1-2	2-3/5	3	6	4	0	2	11	
Chaminade (11/27)	Y	35	6-12	0-1	5-5	0-5/5	1	5	1	0	2	17	
Florida State (12/3)	Y	23	2-8	0-0	3-3	1-0/1	3	4	0	0	1	7	
New Orleans (12/7)	Y	33	5-6	0-0	1-1	1-2/3	1	5	4	0	3	11	
South Dakota St. (12/10)	Y	28	4-9	3-5	4-5	0-1/1	1	2	0	0	2	15	
Omaha (12/20)	Y	30	9-11	1-1	8-10	0-1/1	4	4	0	0	2	27	
Texas A&M-C.C. (12/28)	Y	31	3-7	1-1	0-0	0-2/2	1	4	3	0	2	7	
Michigan (1/2)	Y	35	3-10	0-2	3-3	3-3/6	3	4	5	0	1	9	
Purdue (1/5)	Y	20	4-4	1-1	2-2	0-1/1	3	4	1	0	1	11	
Penn State (1/8)	Y	35	5-11	0-1	6-8	1-3/4	3	1	2	0	3	16	
Michigan State (1/11)	Y	29	3-10	0-1	2-3	0-2/2	4	3	4	0	0	8	
Ohio State (1/16)	Y	33	5-8	0-1	3-4	0-4/4	0	5	3	0	3	13	
Iowa (1/19)	Y	28	3-8	0-1	0-0	0-0/0	5	5	4	1	0	6	
Wisconsin (1/22)	Y	28	8-13	2-2	0-0	0-5/5	3	3	1	0	0	18	
Nebraska (1/26)	Y	28	4-5	1-1	4-6	1-0/1	4	4	9	0	0	13	
Northwestern (2/1)	Y	29	4-8	0-0	1-2	1-2/3	2	5	3	0	2	9	
Purdue (2/5)	Y	40	5-11	0-1	5-6	1-1/2	3	3	7	0	2	15	
Indiana (2/8)	Y	34	5-11	0-1	6-7	0-3/3	1	5	1	0	2	16	
Wisconsin (2/13)	Y	34	3-10	0-0	2-2	1-5/6	1	6	2	0	0	8	
Northwestern (2/16)	Y	33	7-10	1-1	3-5	0-4/4	0	2	4	0	0	18	
Illinois (2/19)	Y	24	1-5	0-1	1-3	0-1/1	5	3	3	0	2	3	
Ohio State (2/22)	Y	36	5-10	0-1	2-2	0-3/3	0	3	1	0	1	12	
Iowa (2/25)	Y	30	7-11	0-0	5-8	1-2/3	1	7	1	0	1	19	
Michigan (3/1)	Y	36	4-9	0-1	1-2	0-7/7	2	5	1	0	3	9	
Penn State (3/9)	Y	30	6-8	2-3	2-2	0-3/3	1	6	4	0	3	16	
Penn State (3/13)	Y	38	4-9	0-0	5-9	0-2/2	1	5	2	2	3	13	
Wisconsin (3/14)	Y	33	7-16	1-3	3-5	1-1/2	3	5	2	0	0	18	
High Point (3/18)	Y	13	2-3	1-1	0-0	0-0/0	0	1	0	0	0	5	
Saint Mary's (3/23)	Y	29	4-8	2-3	4-4	0-2/2	4	1	5	0	1	14	
Southern Miss (3/25)	Y	27	3-3	1-1	0-0	0-2/2	3	1	5	0	2	7	
Florida State (4/1)	Y	40	6-12	2-2	3-5	0-4/4	2	4	4	0	1	17	
SMU (4/3)	Y	33	5-8	0-2	3-3	0-0/0	4	7	2	0	2	13	
Totals		38-38	1146	165-323	22-45	104-138	85-103	83	160	102	3	60	456

2011-12 GAME-BY-GAME (MOREHEAD STATE)

Opponent (Date)	Start	Min	Fg-Fa	3g-3a	Ft-Fta	O-D/T	PF	A	TO	Blk	Stl	Pts	
N.C. State (11/13)	N	11	2-3	0-0	0-0	0-1/1	1	1	3	0	0	4	
College of Charleston (11/15)	N	10	2-2	0-0	2-3	0-0/0	1	1	0	0	0	6	
Asbury (11/17)	N	11	1-2	0-0	0-0	0-3/3	0	4	0	0	1	4	
West Virginia (11/22)	Y	20	2-6	0-0	0-0	0-1/1	3	3	2	0	2	4	
West Alabama (11/25)	N	17	0-4	0-0	0-0	1-3/4	0	2	1	0	2	0	
Princeton (11/26)	N	11	2-2	0-0	2-2	0-1/1	1	0	0	0	1	6	
Bucknell (11/27)	N	12	0-0	0-0	0-0	0-0/0	1	1	0	0	1	0	
Kent State (12/1)	N	4	0-0	0-0	0-0	0-2/2	0	1	1	0	0	0	
Mid-Continent (12/4)	N	8	0-2	0-0	0-0	0-1/1	3	1	2	0	0	0	
Illinois State (12/7)	N	3	0-0	0-0	0-0	0-0/0	0	0	1	0	0	0	
Binghamton (12/19)	N	8	1-1	0-0	0-0	0-0/0	0	0	1	0	0	2	
Ball State (12/23)	N	4	0-0	0-0	0-1	0-0/0	1	0	0	0	1	0	
S.E. Missouri (12/28)	N	6	1-1	0-0	0-0	0-0/0	1	3	0	0	0	2	
Austin Peay (12/31)	N	2	0-0	0-0	0-0	0-0/0	0	0	0	0	0	0	
Jacksonville State (1/5)	N	15	1-5	0-0	0-0	0-0/0	1	3	2	0	2	2	
Tennessee Tech (1/7)	N	11	1-2	1-1	0-0	0-0/0	1	1	3	0	1	3	
Tennessee State (1/11)	N	10	2-3	0-1	0-0	0-1/1	2	3	0	0	0	4	
Eastern Kentucky (1/14)	Y	16	1-2	0-0	0-0	0-0/0	3	1	3	0	1	2	
Murray State (1/18)	N	3	0-0	0-0	0-0	0-0/0	1	2	1	0	0	0	
Tennessee Martin (1/21)	N	6	0-3	0-1	0-0	0-0/0	0	1	0	0	0	0	
Norfolk State (1/24)	N	12	0-2	0-0	0-0	0-0/0	1	0	2	0	0	0	
Jacksonville State (2/8)	N	15	2-4	1-1	2-2	0-1/1	1	0	1	0	2	7	
Eastern Kentucky (2/11)	Y	18	2-2	1-1	0-0	0-1/1	1	2	0	0	1	5	
Austin Peay (2/15)	Y	21	3-4	1-1	3-3	2-4/6	2	1	0	0	0	10	
Bowling Green (2/18)	Y	23	0-1	0-1	0-2	0-1/1	0	2	0	0	1	0	
Eastern Illinois (2/23)	Y	20	2-4	1-1	1-3	1-1/2	0	2	4	0	4	6	
SIU Edwardsville (2/25)	Y	18	2-3	0-0	1-2	0-2/2	3	1	2	0	2	5	
Jacksonville State (3/1)	Y	31	1-4	0-0	4-4	0-3/3	2	4	5	0	3	6	
Tennessee State (3/2)	Y	26	2-7	0-1	1-2	0-1/1	3	3	4	0	1	5	
Totals		29/9	372	31-70	5-9	16-24	4-27/31	33	43	38	0	26	83



carlos
MORRIS

11

GUARD
junior

height: 6-5
weight: 175

Apalachicola, Fla.

Last School
Chipola College

High School
Arlington Country
Day

G

STATS ▼

2014-15 | JUNIOR SEASON:

Made Gopher debut, starting and scoring nine points, one steal, one assist and a rebound vs. Louisville (11/14) • scored nine points, four rebounds, two blocks, two assists and a steal vs. Western Kentucky (11/18) • scored game-high 16 points with four steals, three assists and three rebounds vs. Franklin Pierce (11/20) • scored nine points, nine rebounds, three steals and an assist vs. UMBC (11/22) • recorded 11 points, three rebounds, three assists and one steal at St. John's (11/26) • scored eight points, three steals, two rebounds and an assist vs. Georgia (11/28) • posted 15 points, eight steals (one shy of school record), three rebounds and an assist at Wake Forest (12/2) • scored 16 points, four assists, three steals and two rebounds vs. Western Carolina (12/5) • posted 14 points, six rebounds, five assists and a steal vs. North Dakota (12/8) • scored 11 points, five assists, three rebounds, one block and a steal vs. Southern (12/10) • led all scorers with 19 points and added three rebounds, two steals and two assists vs. Seattle (12/19) • scored eight points, six rebounds, four assists and a steal vs. Furman (12/22) • poured in career-high 24 points with two rebounds and an assist vs. UNCW (12/27) • scored 10 points, five assists, five rebounds and a steal at Purdue (12/31) • recorded 18 points with six rebounds and two steals at Maryland (1/3) • scored six points, four steals, three rebounds, and three assists vs. Ohio State (1/6) • scored 16 points, four rebounds and two steals at Michigan (1/10) • led the team with 20 points and added five rebounds, three assists, and a steal vs. Iowa (1/13) • scored 12 points, four assists, three rebounds, two steals and a block vs. Rutgers (1/17) • scored five points, four rebounds, two assists, two steals and a block at Nebraska (1/20) • recorded 16 points and two rebounds vs. Illinois (1/24) • posted four points, four rebounds, three assists, two steals and a block at Penn State (1/28) • scored eight points, five steals, three rebounds and three assists vs. Purdue (2/7) • scored team-high 11 points with two rebounds at Wisconsin (2/21) • scored team-high 20 points including game-tying 3-pointer which forced overtime, along with four rebounds and a steal in win at Michigan State (2/26) • scored 11 points, four rebounds, three assists and a steal vs. Wisconsin (3/5).

2013-14 | SOPHOMORE SEASON (CHIPOLA COLLEGE):

Started 29 of 30 games • averaged 14.7 points and 5.2 rebounds per game during the season, while shooting 43.8 percent from the field • dished 69 assists (2.3 apg) while recording 37 steals and 10 blocks • Scored a season-high 29 points in Feb. 5 win at Northwest Florida State College, one of seven 20+ point scoring games.

2012-13 | FRESHMAN SEASON (CHIPOLA COLLEGE):

Appeared in 29 games, all but one as a starter • All-Panhandle Conference first team selection after he led the team in scoring (13.3 ppg) and was second in steals (40), third in assists (60) and fifth in rebounds (117) • scored season-high 24 points twice and recorded six 20+ point and 21 double-digit scoring games.

HIGH SCHOOL:

Graduate of Arlington Country Day School in Jacksonville, Fla. • a 2009 All-State and All-Area selection • also earned All-District honors in 2008, 2009 and 2010, and was an All-Region first team selection in 2009 • Averaged 23 points, 11 rebounds, four assists and two blocks his sophomore season.

PERSONAL:

Son of Keturah Washington and Carlos Morris • born Nov. 17, 1992 • has four siblings • nickname is "Squirrel!" • major is undecided.

CAREER HIGHS

Minutes

32 - three times; last at Maryland (1/3/15)

Points

24 vs. UNCW (12/27/14)

FG Attempts

21 at Maryland (1/3/15)

FG Made

8 vs. UNCW (12/27/14)

FT Attempts

7 vs. UNCW (12/27/14)

FT Made

7 vs. UNCW (12/27/14)

3-Point FG Attempts

10 at Maryland (1/3/15)

3-Point FG Made

4 at Michigan State (2/26/15)

Rebounds

9 vs. UMBC (11/22/14)

Assists

5 - three times; last at Purdue (12/31/14)

Steals

8 at Wake Forest (12/2/14)

Blocks

1 - five times; last vs. Nebraska (1/31/15)

2014-15 GAME-BY-GAME

Opponent (Date)	Start	Min	Fg-Fga	3g-3a	Ft-Fta	O-D/T	PF	A	TO	Blk	Stl	Pts	
Louisville (11/14)	Y	22	3-9	1-3	2-4	0-1/1	4	1	2	0	1	9	
Western Ky. (11/18)	Y	25	3-10	0-2	3-3	2-2/4	1	2	0	2	1	9	
Franklin Pierce (11/20)	Y	22	5-9	1-2	5-6	1-2/3	1	3	2	0	4	16	
UMBC (11/22)	Y	28	3-11	1-2	2-4	4-5/9	1	1	3	0	3	9	
St. John's (11/26)	Y	29	5-13	1-2	0-2	0-3/3	3	3	3	0	1	11	
Georgia (11/28)	Y	28	3-10	1-5	1-2	1-1/2	1	1	1	0	3	8	
Wake Forest (12/2)	Y	31	6-10	1-2	2-2	0-3/3	1	1	6	0	8	15	
Western Carolina (12/5)	Y	32	7-9	1-3	1-3	0-2/2	2	4	2	0	3	16	
North Dakota (12/8)	Y	29	5-9	2-2	2-2	1-5/6	3	5	1	0	1	14	
Southern (12/10)	Y	24	3-6	1-2	4-5	0-3/3	0	5	5	1	1	11	
Seattle (12/19)	Y	27	6-10	3-6	4-4	0-3/3	2	2	0	0	2	19	
Furman (12/22)	Y	32	4-12	0-4	0-0	0-6/6	1	4	0	0	1	8	
UNCW (12/27)	Y	28	8-15	1-4	7-7	1-1/2	1	1	1	0	0	24	
Purdue (12/31)	Y	28	3-7	0-1	4-6	1-4/5	2	5	1	0	1	10	
Maryland (1/3)	Y	32	7-21	2-10	2-2	1-5/6	4	0	2	0	2	18	
Ohio State (1/6)	Y	29	2-5	2-3	0-0	0-3/3	1	3	3	0	4	6	
Michigan (1/10)	Y	30	7-10	1-1	1-1	0-4/4	1	0	3	0	2	16	
Iowa (1/13)	N	25	7-13	2-4	4-4	3-2/5	2	3	2	0	1	20	
Rutgers (1/17)	Y	27	6-12	0-5	0-0	0-3/3	0	4	1	1	2	12	
Nebraska (1/20)	Y	28	2-7	1-4	0-2	1-3/4	4	2	2	1	2	5	
Illinois (1/24)	Y	23	4-4	3-3	5-6	0-2/2	3	0	1	0	0	16	
Penn State (1/28)	Y	30	2-10	0-4	0-0	0-4/4	0	3	4	1	2	4	
Nebraska (1/31)	Y	21	1-5	0-0	1-2	1-1/2	1	2	4	1	2	3	
Purdue (2/7)	Y	28	2-8	0-1	4-7	1-2/3	3	3	2	0	5	8	
Iowa (2/12)	N	18	3-7	0-1	0-2	0-1/1	4	1	1	0	1	6	
Indiana (2/15)	N	14	1-1	0-0	0-0	0-1/1	2	0	1	0	0	2	
Northwestern (2/18)	N	11	1-1	0-0	0-0	1-0/1	0	3	0	0	0	2	
Wisconsin (2/21)	N	19	5-8	1-1	0-1	0-2/2	1	0	2	0	0	11	
Michigan State (2/26)	N	29	7-10	4-5	2-5	0-4/4	5	0	2	0	1	20	
Wisconsin (3/5)	N	29	4-14	0-3	3-3	1-3/4	4	3	3	0	1	11	
Totals		30-23	778	125-276	30-85	59-85	20-81/101	58	65	62	7	55	339

Season	Gp	Gs	Min	Avg	3-POINT			REBOUNDS			Asst	TO	Blk	ST	Pf/Dq	Pts	Avg		
					Fg-Fga	Pct	Ft-Fta	Pct	O-D/Tot	Avg									
2014-15	30	23	778	25.9	125-276	.453	30-85	.353	59-85	.694	20-81/101	3.4	65	62	7	55	58/1	339	11.3
Career	30	23	778	25.9	125-276	.453	30-85	.353	59-85	.694	20-81/101	3.4	65	62	7	55	58/1	339	11.3



kendal
SHELL

2

GUARD
senior

height: 6-0
weight: 185

St. Louis, Mo.

High School
Webster Grove

G

STATS ▼

2014-15 | SENIOR SEASON:

Appeared in two minutes of action against Western Kentucky (11/18) • scored career-high eight points with one rebound and an assist vs. Franklin Pierce (11/20) • swiped a steal against North Dakota (12/8) • recorded one assist vs. Southern (12/10) • recorded an assist against Seattle (12/19) • posted three points, two rebounds and an assist vs. UNCW (12/27).

2013-14 | JUNIOR SEASON:

Played one minute in the season opener against Lehigh (11/8) • appeared for one minute against Omaha (12/20) • played one minute against Southern Miss (3/25 - NIT).

2012-13 | SOPHOMORE SEASON:

Played a career-high four minutes and grabbed a career-high two rebounds in the season opener against American (11/9) • scored his first collegiate field goal against Tennessee State (11/15) • scored four points and dished out an assist in three minutes against South Dakota State (12/4) • letterwinner.

2011-12 | FRESHMAN SEASON:

Walk-on guard • made collegiate debut against South Dakota State (11/14) • saw action in 10 games.

HIGH SCHOOL:

A native of St. Louis, Missouri • graduated from Webster Groves High School • team captain as a senior • a four-year basketball letterwinner • averaged 13.1 points, 3.6 assists, 3.1 rebounds and 1.5 steals as a senior • team finished 24-5 and won the Suburban South Conference Championship • won conference title all four varsity seasons • team finished 29-3 and won the Missouri State Championship during freshman season • played in the RIVALDS.com Future 150 Camp following his senior campaign • also played in the Showtyme Basketball Best of Midwest All-Star game • lettered four times in marching band and three times in baseball • a three-time Siler Slugger award winner on the diamond • Academic All-State as a senior • a four-year honor roll student • a four-year scholar athlete winner • graduated with a 4.02 GPA • earned a score of 29 on ACT • recorded a perfect SAT score on the Reading portion of the test • member of the National Honor Society.

PERSONAL:

Born on Jan. 26, 1993 • son of William and Gloria Shell • has two older siblings, William II and Shaun • his brother William played college basketball at Drake and professionally in Europe • lists most memorable thrill as playing in the Missouri State High School Championship game during his freshman season • lists playing the trumpet and volunteering as his hobbies • played the trumpet in the Webster Groves High School marching band • won the Prudential Service Award in the State of Missouri, which is one of the nation's top service awards • majoring in business marketing education with a minor in leadership.

CAREER HIGHS

Minutes

8 vs. UNCW (12/27/14)

Points

8 vs. Franklin Pierce (11/20/14)

FG Attempts

4 vs. Franklin Pierce (11/20/14)

FG Made

3 vs. Franklin Pierce (11/20/14)

FT Attempts

2 vs. Franklin Pierce (11/20/14)

FT Made

1 vs. Franklin Pierce (11/20/14)

3-Point FG Attempts

2 vs. UNCW (12/27/14)

3-Point FG Made

1 - twice; last vs. UNCW (12/27/14)

Rebounds

2 - twice; last vs. UNCW (12/27/14)

Assists

1 - nine times; last vs. UNCW (12/27/14)

Steals

1 - three times; last vs. North Dakota (12/8/14)

Blocks

N/A

2014-15 GAME-BY-GAME

Opponent (Date)	Start	Min	Fg-Fa	3g-3a	Ft-Fta	O-D/T	PF	A	TO	Blk	Stl	Pts		
Louisville (11/14)			DNP (Coach's Decision)											
Western Ky. (11/18)	N	2	0-1	0-0	0-0	0-0/0	0	0	0	0	0	0		
Franklin Pierce (11/20)	N	6	3-4	1-1	1-2	0-1/1	0	1	1	0	0	8		
UMBC (11/22)	N	2	0-1	0-1	0-0	0-0/0	0	0	0	0	0	0		
St. John's (11/26)			DNP (Coach's Decision)											
Georgia (11/28)	N	2	0-0	0-0	0-0	0-0/0	0	0	0	0	0	0		
Wake Forest (12/2)	N	2	0-0	0-0	0-0	0-0/0	0	0	0	0	0	0		
Western Carolina (12/5)	N	2	0-0	0-0	0-0	0-0/0	1	0	0	0	0	0		
North Dakota (12/8)	N	7	0-0	0-0	0-0	0-0/0	0	0	0	0	1	0		
Southern (12/10)	N	4	0-0	0-0	0-0	0-0/0	0	1	0	0	0	0		
Seattle (12/19)	N	5	0-2	0-1	0-0	0-0/0	0	1	0	0	0	0		
Furman (12/22)	N	1	0-0	0-0	0-0	0-0/0	0	0	0	0	0	0		
UNCW (12/27)	N	8	1-2	1-2	0-0	0-2/2	1	1	1	0	0	3		
Purdue (12/31)			DNP (Coach's Decision)											
Maryland (1/3)			DNP (Coach's Decision)											
Ohio State (1/6)			DNP (Coach's Decision)											
Michigan (1/10)	N	2	0-0	0-0	0-0	0-0/0	0	0	0	0	0	0		
Iowa (1/13)			DNP (Coach's Decision)											
Rutgers (1/17)			DNP (Coach's Decision)											
Nebraska (1/20)			DNP (Coach's Decision)											
Illinois (1/24)			DNP (Coach's Decision)											
Penn State (1/28)			DNP (Coach's Decision)											
Nebraska (1/31)	N	1	0-0	0-0	0-0	0-0/0	0	0	0	0	0	0		
Purdue (2/7)			DNP (Coach's Decision)											
Iowa (2/12)			DNP (Coach's Decision)											
Indiana (2/15)			DNP (Coach's Decision)											
Northwestern (2/18)			DNP (Coach's Decision)											
Wisconsin (2/21)			DNP (Coach's Decision)											
Michigan State (2/26)			DNP (Coach's Decision)											
Wisconsin (3/5)			DNP (Coach's Decision)											
Totals			13-0	44	4-10	2-5	1-2	0-3/3	2	4	2	0	1	11

Season	Gp	Gs	Min	Avg	3-POINT				REBOUNDS				Asst	TO	Blk	ST	Pf/Dq	Pts	Avg
					Fg-Fga	Pct	Fg-Fga	Pct	Ft-Fta	Pct	O-D/Tot	Avg							
2011-12	10	0	14	1.4	0-4	.000	0-1	.000	0-0	.000	0-1/1	0.1	1	2	0	2	2/0	0	0.0
2012-13	9	0	20	2.2	3-5	.600	0-0	.000	0-0	.000	3-2/5	0.3	4	2	0	0	3/0	6	0.7
2013-14	6	0	6	1.0	0-1	.000	0-0	.000	0-0	.000	0-0/0	0.0	0	0	0	0	0/0	0	0.0
2014-15	13	0	44	3.4	4-10	.400	2-5	.400	1-2	.500	0-3/3	0.2	4	2	0	1	2/0	11	0.8
Career	38	0	84	2.2	7-20	.350	2-6	.333	1-2	.500	3-6/9	0.2	9	6	0	3	7/0	17	0.4



maurice
WALKER

15

FORWARD
redshirt senior

height: 6-10
weight: 255

Scarborough, Ontario

High School
Brewster
Academy

F

STATS ▼

MILESTONES:

- Big Ten Player of the Week (12/15/14)
- Made his first career collegiate start against New Orleans (12/7/13)
- Grabbed his 300th career rebound vs. Furman (12/22/14)
- Grabbed his 200th career rebound vs. Wisconsin (3/14/14)
- Scored his 700th career point at Michigan State (2/26/15)
- Scored his 600th career point at Nebraska (1/20/15)
- Scored his 500th career point vs. UNCW (12/27/14)

2014-15 | SENIOR SEASON:

Started and recorded 10 points, four rebounds, two steals and an assist vs. Louisville (11/14) • led the team with 14 points, and added three steals and two rebounds vs. Western Kentucky (11/18) • scored eight points and six rebounds with a steal in 10 minutes vs. Franklin Pierce (11/20) • scored 15 points, recorded career-high five blocks, and added five rebounds, one steal and an assist vs. UMBC (11/22) • posted six points, six rebounds, one block and one steal at St. John's (11/26) • recorded seven points, six rebounds, two blocks and an assist vs. Georgia (11/28) • posted 10 points, seven rebounds, three blocks and an assist at Wake Forest (12/2) • contributed nine points, four rebounds, two blocks and two steals vs. WCU (12/5) • scored career-high 22 points with seven rebounds, three blocks and a steal vs. North Dakota (12/8) • posted 11 points, six rebounds, two blocks and two steals vs. Southern (12/10) • scored 15 points, six rebounds, two blocks and a steal vs. Seattle (12/19) • contributed 11 points, seven rebounds, three steals, a block and an assist vs. Furman (12/22) • scored 17 points, six rebounds, three assists and two steals vs. UNCW (12/27) • posted 13 points, seven rebounds, three steals and an assist at Purdue (12/31) • recorded first career double-double with 20 points and 10 rebounds, along with three blocks and two steals at Maryland (1/3) • led the team with 18 points, nine rebounds and two blocks, adding a steal vs. Ohio State (1/6) • scored 10 rebounds, five points, two assists and a block at Michigan (1/10) • scored nine points, seven rebounds, two steals and two assists vs. Iowa (1/13) • recorded 16 points, nine rebounds, career-high four steals and one assist vs. Rutgers (1/17) • scored four points and four rebounds with an assist at Nebraska (1/20) • posted double-double of career-high 13 rebounds and 12 points, with three steals and an assist vs. Illinois (1/24) • recorded nine points, four rebounds and a block at Penn State (1/28) • led all players with 19 points, eight rebounds and three steals, adding two blocks and an assist in win over Nebraska (1/31) • scored 11 points, five rebounds, three steals, two blocks and an assist in win over Purdue (2/7) • recorded seven points, three rebounds, two blocks and two steals in win at Iowa (2/12) • posted 12 points, three steals, two blocks and one rebound at Indiana (2/15) • scored six points, five rebounds, one assist and a steal vs. Northwestern (2/18) • recorded nine rebounds, eight points, two blocks and a steal at Wisconsin (2/21) • scored 15 points and eight rebounds in win at Michigan State (2/26) • pulled down game-high 11 rebounds with seven points and a block vs. Wisconsin (3/5).

2013-14 | JUNIOR SEASON:

Missed the team's first six contests due to a violation of university policy • played 11 minutes and scored one point in his season debut against Arkansas (11/26) • tied a then career-high with 10 points, grabbed a career-high seven rebounds and tied a career high with two blocks against Chaminade (11/27) • started and scored a career-high 11 points while grabbing a career-high eight rebounds against New Orleans (12/7) • chipped in six points, five rebounds and career-high three blocks with a steal against TAMUCC (12/28) • scored five points with two rebounds and a steal in win over Ohio State (1/16) • scored six points with five rebounds and a block at Iowa (1/19) • scored career highs of 18 points and nine rebounds with one block and an assist vs. Wisconsin (1/22) • scored eight points, five rebounds and a block at Nebraska (1/26) • posted 14 points, four rebounds, two blocks and two assists vs. Northwestern (2/1) • scored 17 points, six rebounds, two steals and a block at Purdue (2/5) • recorded 14 points, eight rebounds, two assists, two steals and a block vs. Indiana (2/8) • scored eight points, six rebounds, career-high three blocks and an assist at Northwestern (2/16) • scored 10 points with three rebounds, two blocks, two steals and an assist vs. Illinois (2/18) • scored eight points, six rebounds, one steal, one block and an assist vs. Iowa (2/25) • contributed eight points and one rebound at Michigan (3/1) • scored 16 points, four rebounds, three assists, one steal and a block vs. Penn State (3/9) • scored eight points, six rebounds, one steal and a block vs. Penn State (3/13 - BTT)

CAREER HIGHS

Minutes	36 vs. Ohio State (1/6/15)	3-Point FG Attempts	2 vs. North Dakota St. (11/24/10)
Points	22 vs. North Dakota (12/8/14)	3-Point FG Made	2 vs. North Dakota St. (11/24/10)
FG Attempts	15 - twice; last at Maryland (1/3/15)	Rebounds	13 vs. Illinois (1/24/15)
FG Made	9 vs. North Dakota (12/8/14)	Assists	4 - twice; last vs. Southern Miss (3/25/14)
FT Attempts	10 vs. Penn State (3/9/14)	Steals	4 vs. Rutgers (1/17/15)
FT Made	8 vs. Penn State (3/9/14)	Blocks	5 vs. UMBC (11/22/14)

2014-15 GAME-BY-GAME

Opponent (Date)	Start	Min	Fg-Fga	3g-3a	Ft-Fta	O-D/T	PF	A	TO	Blk	Stl	Pts
Louisville (11/14)	Y	21	5-7	0-0	0-1	1-3/4	4	1	2	0	2	10
Western Ky. (11/18)	Y	18	5-9	0-0	4-4	0-2/2	4	0	4	0	3	14
Franklin Pierce (11/20)	Y	10	4-6	0-0	0-0	4-2/6	0	0	1	0	1	8
UMBC (11/22)	Y	23	7-11	0-0	1-2	2-3/5	4	1	1	5	1	15
St. John's (11/26)	Y	24	3-9	0-0	0-0	1-5/6	2	0	2	1	1	6
Georgia (11/28)	Y	21	3-5	0-0	1-2	2-4/6	5	1	5	2	0	7
Wake Forest (12/2)	Y	23	4-6	0-0	2-4	3-4/7	1	1	3	3	0	10
Western Carolina (12/5)	Y	23	3-5	0-0	3-4	1-3/4	2	0	1	2	2	9
North Dakota (12/8)	Y	23	9-11	0-0	4-4	2-5/7	2	0	3	3	1	22
Southern (12/10)	Y	16	4-5	0-0	3-4	0-6/6	3	0	3	2	2	11
Seattle (12/19)	Y	15	6-6	0-0	3-4	0-6/6	2	0	2	2	1	15
Furman (12/22)	Y	22	3-7	0-0	5-7	2-5/7	2	1	1	1	3	11
UNCW (12/27)	Y	20	6-8	0-0	5-7	3-3/6	0	3	1	0	2	17
Purdue (12/31)	Y	23	6-9	0-0	1-2	4-3/7	4	1	3	0	3	13
Maryland (1/3)	Y	33	8-15	0-0	4-8	6-4/10	1	0	2	3	2	20
Ohio State (1/6)	Y	36	8-14	0-0	2-2	5-4/9	2	0	4	2	1	18
Michigan (1/10)	Y	29	2-7	0-0	1-4	5-5/10	1	2	2	1	0	5
Iowa (1/13)	N	24	3-4	0-0	3-4	2-5/7	4	2	1	0	2	9
Rutgers (1/17)	Y	19	5-9	0-0	6-7	4-5/9	4	1	2	0	4	16
Nebraska (1/20)	Y	24	2-8	0-0	0-0	0-4/4	4	1	3	0	0	4
Illinois (1/24)	Y	29	5-8	0-0	2-2	5-8/13	4	1	3	0	3	12
Penn State (1/28)	Y	24	4-10	0-0	1-1	1-3/4	4	0	5	1	0	9
Nebraska (1/31)	Y	29	7-10	0-0	5-5	1-7/8	1	1	2	2	3	19
Purdue (2/7)	Y	29	4-6	0-0	3-3	0-5/5	1	1	2	2	3	11
Iowa (2/12)	Y	23	1-5	0-0	5-6	2-1/3	4	0	0	2	2	7
Indiana (2/15)	Y	28	4-6	0-0	4-4	0-1/1	2	0	2	2	3	12
Northwestern (2/18)	Y	29	3-8	0-0	0-0	1-4/5	2	1	1	0	1	6
Wisconsin (2/21)	Y	29	4-8	0-0	0-0	4-5/9	2	0	0	2	1	8
Michigan State (2/26)	Y	31	5-7	0-0	5-6	0-8/8	5	0	1	0	0	15
Wisconsin (3/5)	Y	23	3-7	0-0	1-2	6-5/11	3	0	1	1	0	7
Totals		30-29	721	136-236	0-0	74-99	67-128/195	79	61	39	47	346

- chipped in seven points and seven rebounds vs. Wisconsin (3/14 - BTT) • scored 13 points, four rebounds, two assists, one block and a steal vs. High Point (3/18 - NIT)
- posted 12 points, nine rebounds, four assists, three blocks, and three steals vs. Southern Miss (3/25 - NIT) • scored nine points, six rebounds and an assist vs. Florida State (4/1 - NIT) • pulled down seven rebounds and added three points, two blocks, a steal and one assist vs. SMU (4/3 - NIT).

INTERNATIONAL:

A three-time member of the Canadian Junior National Team • a two-time member of the Canadian Nike Global Team • led his team to the finals of the 2009 Nike Global Challenge with 13 points and 10 rebounds.

HIGH SCHOOL:

A graduate of Brewster Academy in Wolfeboro, N.H. • averaged 12.5 points and 10.0 rebounds per game as a senior • helped lead the Bobcats to a 35-5 record and championships in both the Class A New England Prep School Athletic Council and the National Prep School Invitational.

PERSONAL:

Born November 21, 1991 • sport management major • son of Craig Walker and Marie Clarke Walker • has an older brother Ryan • full name is Sean Maurice Walker.

Season	Gp	Gs	Min	Avg	3-POINT			REBOUNDS					Asst	TO	Blk	ST	Pf/Dq	Pts	Avg
					Fg-Fga	Pct	Pct.	Ft-Fta	Pct.	O-D/Tot	Avg								
2010-11	12	0	115	9.6	19-37	.514	2-5	.400	4-10	.400	18-16/34	2.8	10	11	5	7	13/0	44	3.7
2012-13	30	0	197	6.6	23-55	.418	0-0	.000	21-34	.618	28-31/59	2.0	11	20	2	4	24/0	67	2.2
2013-14	32	3	592	18.5	91-161	.565	0-0	.000	68-102	.667	54-89/143	4.5	27	47	30	24	95/2	250	7.8
2014-15	30	29	721	24.0	136-236	.576	0-0	.000	74-99	.747	67-128/195	6.5	19	61	39	47	79/2	346	11.5
Career	104	32	1625	15.6	269-489	.550	2-5	.400	167-245	.682	167-264/431	4.1	67	139	76	82	211/4	707	6.8

2013-14 GAME-BY-GAME

Opponent (Date)	Start	Min	Fg-Fa	3g-3a	Ft-Fta	O-D/T	PF	A	TO	Blk	Stl	Pts		
Lehigh (11/8)														
Montana (11/12)														
Richmond (11/16)														
Coastal Carolina (11/19)														
Wofford (11/21)														
Syracuse (11/25)														
Arkansas (11/26)	N	11	0-0	0-0	1-2	0-1/1	2	0	2	0	0	1		
Chaminade (11/27)	N	16	4-5	0-0	2-2	3-4/7	3	0	1	2	1	10		
Florida State (12/3)	N	17	0-2	0-0	4-6	4-1/5	5	0	2	0	1	4		
New Orleans (12/7)	Y	23	4-7	0-0	3-3	3-5/8	4	1	2	2	1	11		
South Dakota St. (12/10)	N	13	1-3	0-0	2-2	0-2/2	4	1	0	0	1	4		
Omaha (12/20)	N	11	1-1	0-0	0-0	0-2/2	0	1	1	0	0	2		
Texas A&M-C.C. (12/28)	N	15	1-4	0-0	4-8	3-2/5	3	0	0	3	1	6		
Michigan (1/2)	N	15	3-5	0-0	0-0	1-1/2	2	1	2	0	0	6		
Purdue (1/5)	N	5	1-1	0-0	0-0	0-1/1	2	0	1	1	0	2		
Penn State (1/8)	N	7	2-3	0-0	1-3	0-1/1	1	0	2	1	1	5		
Michigan State (1/11)	N	8	1-2	0-0	0-0	0-1/1	2	0	0	0	1	2		
Ohio State (1/16)	N	6	2-2	0-0	1-2	0-2/2	3	0	1	0	1	5		
Iowa (1/19)	N	17	2-5	0-0	2-5	2-3/5	4	1	0	1	0	6		
Wisconsin (1/22)	N	24	6-11	0-0	6-6	5-4/9	3	1	1	1	0	18		
Nebraska (1/26)	N	18	4-5	0-0	0-3	2-3/5	4	0	0	1	0	8		
Northwestern (2/1)	N	22	6-8	0-0	2-3	2-2/4	1	2	4	2	0	14		
Purdue (2/5)	N	32	7-15	0-0	3-4	4-2/6	3	0	1	1	2	17		
Indiana (2/8)	N	26	7-11	0-0	0-0	5-3/8	2	2	3	1	2	14		
Wisconsin (2/13)	N	15	2-2	0-0	1-1	0-2/2	3	1	1	0	1	5		
Northwestern (2/16)	N	24	3-7	0-0	2-4	2-4/6	4	1	2	3	0	8		
Illinois (2/19)	N	20	5-7	0-0	0-0	1-2/3	4	1	3	2	2	10		
Ohio State (2/22)	N	17	2-3	0-0	0-0	2-0/2	5	1	2	0	0	4		
Iowa (2/25)	N	23	2-3	0-0	4-4	0-6/6	4	1	3	1	1	8		
Michigan (3/1)	N	10	3-4	0-0	2-3	0-1/1	4	0	2	0	0	8		
Penn State (3/9)	N	25	4-5	0-0	8-10	1-3/4	3	3	1	1	1	16		
Penn State (3/13)	N	28	2-5	0-0	4-6	2-4/6	3	1	0	1	1	8		
Wisconsin (3/14)	N	24	3-4	0-0	1-2	1-6/7	1	0	1	0	0	7		
High Point (3/18)	N	22	6-10	0-0	1-2	2-2/4	4	2	1	1	1	13		
Saint Mary's (3/23)	N	13	2-7	0-0	0-0	2-4/6	3	0	2	0	1	4		
Southern Miss (3/25)	N	25	3-5	0-0	6-7	3-6/9	3	4	0	3	3	12		
Florida State (4/1)	Y	29	1-7	0-0	7-10	2-4/6	4	1	1	0	0	9		
SMU (4/3)	Y	31	1-2	0-0	1-4	2-5/7	2	1	5	2	1	3		
Totals		32-3	592	91-161	0-0	68-102	54-89	143	95	27	47	30	24	250

2012-13 GAME-BY-GAME

Opponent (Date)	Start	Min	Fg-Fa	3g-3a	Ft-Fta	O-D/T	PF	A	TO	Blk	Stl	Pts		
American (11/9)	N	9	2-2	0-0	0-0	0-2/2	2	1	1	1	0	4		
Toledo (11/12)	N	11	0-3	0-0	2-2	3-3/6	2	0	1	0	0	2		
Tennessee State (11/15)	N	11	3-4	0-0	1-4	3-3/6	1	0	0	0	0	7		
Richmond (11/18)	N	2	1-1	0-0	0-0	0-1/1	0	0	2	1	0	2		
Duke (11/22)	N	9	2-4	0-0	1-1	2-3/5	2	0	0	0	0	5		
Memphis (11/23)	N	11	1-2	0-0	0-0	0-2/2	2	0	2	0	0	2		
Stanford (11/24)	N	8	0-0	0-0	1-2	1-0/1	1	0	2	0	2	1		
Florida State (11/27)	N	2	0-0	0-0	0-0	0-0/0	1	0	0	0	0	0		
North Florida (12/1)	N	17	4-6	0-0	1-2	1-1/2	1	3	1	0	0	9		
South Dakota State (12/4)	N	7	1-1	0-0	0-2	2-1/3	0	0	0	0	0	2		
USC (12/8)														
North Dakota State (12/11)	N	9	0-3	0-0	2-2	0-1/1	1	0	0	0	0	2		
Lafayette (12/22)	N	11	1-5	0-0	6-8	4-0/4	0	1	1	0	0	8		
Michigan State (12/31)	N	2	0-0	0-0	0-0	0-0/0	0	0	0	0	0	0		
Northwestern (1/6)	N	4	0-0	0-0	2-2	1-2/3	0	1	2	0	0	2		
Illinois (1/9)	N	3	0-1	0-0	0-0	0-1/1	0	0	0	0	0	0		
Indiana (1/12)														
Michigan (1/17)														
Northwestern (1/23)	N	4	0-1	0-0	0-0	0-2/2	2	1	0	0	0	0		
Wisconsin (1/26)	N	1	0-0	0-0	0-0	0-0/0	2	0	0	0	0	0		
Nebraska (1/29)	N	5	1-1	0-0	0-0	0-0/0	0	1	0	0	0	2		
Iowa (2/3)	N	2	0-0	0-0	0-0	0-0/0	0	0	0	0	0	0		
Michigan State (2/6)	N	6	0-1	0-0	0-0	0-0/0	0	0	0	0	0	0		
Illinois (2/10)	N	9	1-3	0-0	0-0	1-1/2	2	1	1	0	0	2		
Wisconsin (2/14)	N	3	0-0	0-0	2-2	0-0/0	0	0	0	0	0	2		
Iowa (2/17)	N	7	1-4	0-0	1-2	2-1/3	2	0	0	0	0	3		
Ohio State (2/20)	N	17	3-5	0-0	1-3	4-1/5	3	1	6	0	1	7		
Indiana (2/26)	N	2	0-0	0-0	1-2	1-1/2	0	0	0	0	0	1		
Penn State (3/2)	N	8	0-0	0-0	0-0	0-3/3	0	0	0	0	0	0		
Nebraska (3/6)														
Purdue (3/9)	N	3	0-3	0-0	0-0	1-0/1	0	0	0	0	0	0		
Illinois (3/14) BTT	N	3	0-0	0-0	0-0	0-1/1	0	0	0	0	0	0		
UCLA (3/22) NCAA	N	8	2-4	0-0	0-0	2-1/3	0	0	1	0	1	4		
Florida (3/24) NCAA	N	4	0-1	0-0	0-0	0-0/0	0	1	0	0	0	0		
Totals		30/0	197	23-55	0-0	21-34	28-31	59	24	11	20	2	4	67

2010-11 GAME-BY-GAME

Opponent (Date)	Start	Min	Fg-Fa	3g-3a	Ft-Fta	O-D/T	PF	A	TO	Blk	Stl	Pts		
Wofford (11/12)	N	7	0-2	0-1	0-0	1-1/2	1	1	1	1	0	0		
Siena (11/15)	N	2	0-0	0-0	0-0	0-0/0	0	0	0	1	0	0		
Western Kentucky (11/18)	N	5	0-0	0-0	0-0	0-1/1	0	0	1	0	0	0		
North Carolina (11/19)	N	13	2-4	0-1	1-2	2-2/4	3	1	0	0	1	5		
West Virginia (11/21)	N	10	1-2	0-0	0-0	2-1/3	4	0	0	1	1	2		
North Dakota State (11/24)	N	13	2-3	2-2	0-0	3-3/6	0	2	3	2	1	6		
Virginia (11/29)	N	6	1-1	0-0	0-0	1-1/2	1	0	0	0	0	2		
Cornell (12/4)	N	11	3-6	0-0	0-1	2-1/3	1	0	2	0	0	6		
St. Joseph's (12/8)	N	15	5-8	0-0	0-2	3-2/5	0	4	1	0	0	10		
Eastern Kentucky (12/11)	N	11	1-3	0-0	1-2	1-0/1	2	1	1	0	0	3		
Akron (12/15)	N	11	1-4	0-0	2-3	3-2/5	1	1	1	0	3	4		
South Dakota State (12/23)	N	11	3-4	0-1	0-0	0-2/2	0	0	1	0	1	6		
Wisconsin (12/28)														
Totals		12/0	115	19-37	2-5	4-10	18-16	34	13	10	11	5	7	44

#8/9 LOUISVILLE 81, MINNESOTA 68 AGUADILLA, P.R. (CGAS BORINQUEN) — NOV. 14, 2014

MINNESOTA 76, WESTERN KENTUCKY 54 WILLIAMS ARENA — NOV. 18, 2014

Minnesota 68 • 0-1

#	Player	Total		3-Ptr		Rebounds		PF	TP	A	TO	BLK	Stl	Min
		FG	FGA	FG	FGA	OF	DF							
15	Walker, Maurice	f	5-7	0-0	0-1	1	3	4	10	1	2	0	2	21
24	King, Joey	f	0-4	0-4	2-2	1	3	4	2	0	1	0	0	25
01	Hollins, Andre	g	8-15	2-6	4-6	1	3	4	3	22	2	0	1	35
04	Mathieu, DeAndre	g	1-4	1-2	3-4	1	3	4	4	6	3	4	1	25
11	Morris, Carlos	g	3-9	1-3	2-4	0	1	1	4	9	1	2	0	22
02	Mason, Nate	g	2-5	0-2	6-10	1	4	5	4	10	2	2	0	20
05	McNeil, Daquein	g	0-5	0-1	1-4	2	3	5	3	1	2	0	1	18
13	Martin, Josh	g	0-0	0-0	0-0	0	0	0	2	0	1	0	0	4
21	Konate, Bakary	g	1-2	0-0	0-0	0	1	1	2	2	0	1	0	6
23	Buggs, Charles	g	0-0	0-0	2-2	0	1	1	0	2	1	2	0	6
55	Eliason, Elliott	g	2-4	0-0	0-0	2	2	4	2	4	1	0	0	18
	Team					0	2	2						
Totals			22-55	4-18	20-33	9	26	35	32	68	12	18	0	6

FG % 1st Half: 10-29 34.5% 2nd half: 12-26 46.2% Game: 22-55 40.0%
 3FG % 1st Half: 2-9 22.2% 2nd half: 2-9 22.2% Game: 4-18 44.4%
 FT % 1st Half: 8-18 44.4% 2nd half: 12-15 80.0% Game: 20-33 60.6%

Louisville 81 • 1-0

#	Player	Total		3-Ptr		Rebounds		PF	TP	A	TO	BLK	Stl	Min
		FG	FGA	FG	FGA	OF	DF							
24	HARRELL, Montrezl	f	9-12	3-4	9-10	0	7	7	2	30	0	3	0	38
25	BLACKSHEAR, Wayne	f	1-4	1-3	4-5	2	2	4	4	7	1	3	0	20
32	ONUAKU, Chinanu	c	0-1	0-0	0-0	2	1	3	5	0	1	1	0	8
00	ROZIER, Terry	g	7-11	0-0	4-6	1	5	6	4	18	4	0	4	31
03	JONES, Chris	g	4-13	1-4	4-4	1	3	4	5	13	3	0	3	30
01	GILL, Anton	g	0-5	0-3	1-4	1	3	4	4	1	1	5	0	19
02	SNIDER, Quentin	g	2-2	1-1	2-3	0	4	4	0	7	0	0	0	14
10	JOHNSON, Jaylen	g	0-0	0-0	0-0	0	0	0	0	0	0	0	0	1
12	MATHIANG, Mangok	g	0-1	0-0	2-6	0	4	4	0	2	1	0	0	32
23	LEVITCH, David	g	0-1	0-1	3-4	0	0	0	4	3	0	0	0	7
	Team					1	0	1						
Totals			23-50	6-16	29-42	8	29	37	28	81	11	15	1	11

FG % 1st Half: 12-26 46.2% 2nd half: 11-24 45.8% Game: 23-50 46.0%
 3FG % 1st Half: 3-9 33.3% 2nd half: 3-7 42.9% Game: 6-16 37.5%
 FT % 1st Half: 16-24 66.7% 2nd half: 13-18 72.2% Game: 29-42 69.0%

Officials: Terry Wymer, Bryan Dorsey, John Gaffney
 Technical fouls: Minnesota-Mason, Nate. Louisville-JONES, Chris.
 Attendance: 1693
 2014 Armed Forces Classic

Score by periods	1st	2nd	Total
Minnesota	30	38	68
Louisville	43	38	81

Last FG - MINN 2nd-00:45, LOU 2nd-01:44.
 Largest lead - MINN by 4 1st-17:29, LOU by 20 2nd-16:55.
 MINN led for 04:34. LOU led for 37:56. Game was tied for 02:24.

Points	In	Off	2nd	Fast	Bench
MINN	30	13	12	8	19
LOU	22	18	7	10	13

Score tied - 3 times.
 Lead changed - 4 times.

Western Kentucky 1-1

No Name	Total		3-Pt		Rebounds		PF	TP	A	TO	BLK	S	MIN				
	FG	FGA	FG	FGA	OF	DF								TOT			
03 Jackson, Trency	g	3	7	1	2	2	2	1	4	5	2	9	5	4	0	25	
44 Fant, George	f	1	4	0	0	0	0	1	4	5	3	2	0	3	0	16	
20 Rostov, Aleksej	f	0	0	0	0	2	2	0	0	0	2	2	0	2	0	13	
51 Harrison-docks, C.	g	1	7	1	5	2	2	0	2	2	0	5	1	3	0	21	
52 Price, T.J.	g	1	7	1	5	0	0	0	5	5	4	3	2	7	0	21	
00 Sprewell, Ayinde	g	0	0	0	0	0	0	0	0	0	0	0	0	2	0	4	
01 Kaspar, Kevin	f	1	4	1	4	0	0	0	0	0	0	3	0	0	0	12	
21 Snipes, Nigel	f	5	11	4	8	1	2	1	7	8	1	15	1	1	0	21	
23 Johnson, Justin	g	6	8	0	0	3	4	2	5	7	2	15	1	0	0	25	
14 Lawson, Ben	g	0	2	0	0	0	0	0	0	0	0	3	0	1	1	20	
33 Marbery, Rob	g	0	1	0	0	0	0	0	0	0	0	2	0	1	0	0	
15 Patterson, Avery	g	0	2	0	2	0	0	0	2	2	1	0	2	1	0	0	
02 Clayton, Dj	g	0	4	0	4	0	0	1	2	3	0	0	1	0	0	10	
Team																	
Totals			18	57	8	28	10	12	8	34	42	20	54	14	25	2	4

Total FG% 1st Half: 10-26 (38.5) 2nd: 8-31 (25.8) OT: 0-0 (0.0) Game: 18-57 (31.6)
 3 PT FG% 1st Half: 4-13 (30.8) 2nd: 4-15 (26.7) OT: 0-0 (0.0) Game: 8-28 (28.6)
 FT% 1st Half: 4-5 (80.0) 2nd: 6-7 (85.7) OT: 0-0 (0.0) Game: 10-12 (83.3)

Minnesota 1-1

No Name	Total		3-Pt		Rebounds		PF	TP	A	TO	BLK	S	MIN			
	FG	FGA	FG	FGA	OF	DF								TOT		
01 Hollins, Andre	g	2	8	1	4	0	0	0	3	3	2	5	4	3	0	4
11 Morris, Carlos	g	3	10	0	2	3	3	2	2	4	1	9	2	0	2	1
24 King, Joey	f	4	10	2	5	0	0	1	3	4	2	10	3	1	0	0
15 Walker, Maurice	f	5	9	0	0	4	4	0	2	2	4	14	0	4	0	3
04 Mathieu, DeAndre	g	5	9	1	3	0	1	0	5	5	2	11	6	1	0	5
13 Martin, Josh	g	0	1	0	1	1	4	0	1	1	0	1	0	1	0	6
05 McNeil, Daquein	g	2	4	1	3	0	0	1	3	4	2	5	2	0	0	2
02 Mason, Nate	g	4	5	2	2	0	1	0	5	5	0	10	1	1	1	1
55 Eliason, Elliott	g	3	5	0	0	1	1	1	3	4	3	7	0	0	0	16
23 Buggs, Charles	g	1	5	1	2	1	2	2	1	3	1	4	1	0	0	9
21 Konate, Bakary	g	0	0	0	0	0	3	0	2	2	0	0	0	1	1	0
12 Shell, Kendal	g	0	1	0	0	0	0	0	0	0	0	0	0	0	0	2
Team																
Totals			29	67	8	22	10	19	9	32	41	17	76	19	11	5

Total FG% 1st Half: 19-36 (52.8) 2nd: 10-31 (32.3) OT: 0-0 (0.0) Game: 29-67 (43.3)
 3 PT FG% 1st Half: 6-11 (54.5) 2nd: 2-11 (18.2) OT: 0-0 (0.0) Game: 8-22 (36.4)
 FT% 1st Half: 2-6 (33.3) 2nd: 8-13 (61.5) OT: 0-0 (0.0) Game: 10-19 (52.6)

Officials: Lamont Simpson, Matt Potter, Randy Heimerman
 Technicals: Western Kentucky-None Minnesota-None
 Attendance: 10,763

Scoring By Periods	1	2	Total
Western Kentucky	28	26	54
Minnesota	46	30	76

Notes: 2014 NIT Season Tip-Off

VS Basketball-Licensed to: University of Minnesota

MINNESOTA 109, FRANKLIN PIERCE 57 WILLIAMS ARENA — NOV. 20, 2014

MINNESOTA 69, UMBC 51 WILLIAMS ARENA — NOV. 22, 2014

Franklin Pierce 2-2

No Name	Total		3-Pt		Rebounds		PF	TP	A	TO	BLK	S	MIN			
	FG	FGA	FG	FGA	OF	DF								TOT		
32 Ryen Vilmont	f	4	13	1	8	0	0	3	1	4	2	9	1	1	1	28
05 Mike McDevitt	c	3	5	1	2	3	2	0	2	3	10	1	3	0	0	21
03 Donte Gittens	g	2	10	0	2	2	4	2	4	6	2	6	5	7	0	29
05 Paul Becklens	g	1	4	0	2	0	0	1	1	2	1	2	2	5	0	25
04 Tyler Iacouene	g	4	8	3	4	0	0	1	3	4	4	11	3	0	0	20
02 Jaleel Bell	g	2	8	0	2	0	1	1	0	1	1	4	0	1	0	16
11 Lolami Lola-Charles	g	1	2	0	0	0	1	2	3	3	2	0	0	1	0	10
40 Jordan Lackey	g	1	3	1	2	0	1	2	3	1	3	0	1	0	0	6
24 Aboubacar Casse	g	2	6	0	3	2	2	3	2	5	1	6	0	1	1	15
12 Dustin Cole	g	1	3	1	2	0	0	1	1	2	1	3	0	4	0	14
15 Jacob Jacquo	g	0	1	0	0	1	2	0	1	1	0	1	1	1	0	10
10 Asante Sandiford	g	0	2	0	0	0	0	0	0	0	0	0	0	0	0	4
23 Taj Owens	g	0	0	0	0	0	0	0	0	0	0	0	0	0	0	2
Team																
Totals			21	65	7	27	8	12	19	18	37	19	57	13	24	3

Total FG% 1st Half: 11-38 (28.9) 2nd: 10-27 (37.0) OT: 0-0 (0.0) Game: 21-65 (32.3)
 3 PT FG% 1st Half: 4-18 (22.2) 2nd: 3-9 (33.3) OT: 0-0 (0.0) Game: 7-27 (25.9)
 FT% 1st Half: 5-8 (62.5) 2nd: 3-4 (75.0) OT: 0-0 (0.0) Game: 8-12 (66.7)

Minnesota 2-1

ST. JOHN'S 70, MINNESOTA 61 **MINNESOTA 66, GEORGIA 62**
NEW YORK, N.Y. (MADISON SQUARE GARDEN) — NOV. 26, 2014 **NEW YORK, N.Y. (MADISON SQUARE GARDEN) — NOV. 28, 2014**

ST. JOHN'S 70

#	Player	Total		3-Ptr		Rebounds			PF	TP	A	TO	BLK	STL	Min
		FG	FGA	FG	FGA	FT	FTA	Off							
11	HARRISON, D'ANGELO	f	5-17	2-6	7-9	3	6	9	4	19	2	1	1	6	40
15	POINTER, SIR DOMINIC	f	4-6	0-1	0-1	3	8	11	3	8	3	2	1	5	32
12	OBEKPA, CHRIS	c	2-7	0-0	6-11	4	5	9	4	10	0	5	3	34	
01	GREENE IV, PHIL	g	4-9	0-1	1-2	0	5	5	2	9	0	2	0	34	
23	JORDAN, RYSHEED	g	5-14	0-4	8-14	4	3	7	1	18	3	6	1	36	
04	BRANCH, JAMAL	g	2-3	0-1	0-0	1	3	4	2	4	1	1	0	12	
00	JONES, CHRISTIAN	1-2	0-0	0-0	0	1	1	1	1	2	0	1	0	9	
10	BALAMOU, FELIX	0-0	0-0	0-0	0	1	1	1	0	0	0	0	0	3	
Team						3	1	4							
Totals			23-58	2-13	22-37	18	33	51	17	70	9	18	6	16	200

FG % 1st Half: 12-36 33.3% 2nd half: 11-22 50.0% Game: 23-58 39.7% Deadball Rebounds 6
 3FG % 1st Half: 0-9 0.0% 2nd half: 2-4 50.0% Game: 2-13 15.4%
 FT % 1st Half: 7-9 77.8% 2nd half: 15-28 53.6% Game: 22-37 59.5%

MINNESOTA 61

#	Player	Total		3-Ptr		Rebounds			PF	TP	A	TO	BLK	STL	Min
		FG	FGA	FG	FGA	FT	FTA	Off							
11	Morris, Carlos	f	5-13	1-2	0-2	0	3	3	3	11	3	3	0	1	29
24	King, Joey	f	3-12	2-7	0-0	2	7	9	4	8	2	2	2	0	34
15	Walker, Maurice	c	3-9	0-0	0-0	1	5	6	2	6	0	2	1	24	
01	Hollins, Andre	g	3-12	1-6	2-2	2	2	4	3	9	3	7	0	33	
04	Mathieu, DeAndre	g	2-4	0-0	1-2	1	2	3	4	5	2	2	0	23	
02	Mason, Nate	g	4-7	2-2	5-5	1	3	4	3	15	2	1	0	26	
13	Martin, Josh	g	0-1	0-0	0-0	0	0	0	0	0	1	2	0	3	
23	Buggs, Charles	1-4	0-2	1-3	1	0	1	1	1	3	0	0	0	12	
55	Eliason, Elliott	2-2	0-0	0-0	2	4	6	4	4	4	0	2	2	16	
Team						3	0	6							
Totals			23-64	6-19	9-16	13	26	39	24	61	12	20	7	7	200

FG % 1st Half: 15-32 46.9% 2nd half: 8-32 25.0% Game: 23-64 35.9% Deadball Rebounds 2
 3FG % 1st Half: 6-11 54.5% 2nd half: 0-8 0.0% Game: 6-19 31.6%
 FT % 1st Half: 4-6 66.7% 2nd half: 5-10 50.0% Game: 9-16 56.3%

Officials: Doug Shows, John Gaffney, Lamar Simpson
 Technical fouls: ST. JOHN'S-None. MINNESOTA-Eliason, Elliott.
 Attendance:
 NIT Semifinal Game 1

Score by periods	1st	2nd	Total
ST. JOHN'S	31	39	70
MINNESOTA	40	21	61

Points	In	Off	2nd	Fast	Bench
SJ	Paint	T/O	Chance	Break	
MINN	22	10	6	4	22

Last FG - SJ 2nd-02:22, MINN 2nd-01:13.
 Largest lead - SJ by 9 2nd-00:25, MINN by 10 1st-02:27.

Score tied - 6 times.
 Lead changed - 5 times.

MINNESOTA 66

#	Player	Total		3-Ptr		Rebounds			PF	TP	A	TO	BLK	STL	Min
		FG	FGA	FG	FGA	FT	FTA	Off							
15	WALKER, MAURICE	f	3-5	0-0	1-2	2	4	6	5	7	1	5	2	0	21
24	KING, JOEY	f	4-11	3-7	4-7	1	1	2	4	15	2	1	1	31	
01	HOLLINS, ANDRE	g	3-6	1-2	1-2	1	3	4	1	8	2	5	0	35	
04	MATHIEU, DEANDRE	g	4-7	1-1	3-7	0	2	2	3	12	5	1	0	34	
01	MORRIS, CARLOS	g	3-10	1-5	1-2	1	1	2	1	8	1	1	0	28	
02	MASON, NATE	g	1-7	1-4	0-0	0	3	3	4	3	3	0	0	21	
12	SHELL, KENDAL	0-0	0-0	0-0	0	0	0	0	0	0	0	0	0	2	
21	KONATE, BAKARY	0-0	0-0	0-0	0	0	0	0	0	0	0	0	0	1	
23	BUGGS, CHARLES	3-4	3-3	0-0	0	1	1	2	9	0	0	0	0	9	
55	ELIASON, ELLIOTT	1-2	0-0	2-3	2	3	5	1	4	1	0	0	0	18	
Team					4	1	5								
Totals			22-52	10-22	12-23	11	19	30	21	66	15	13	3	8	200

FG % 1st Half: 14-31 45.2% 2nd half: 8-21 38.1% Game: 22-52 42.3% Deadball Rebounds 3
 3FG % 1st Half: 7-12 58.3% 2nd half: 3-10 30.0% Game: 10-22 45.5%
 FT % 1st Half: 2-5 40.0% 2nd half: 10-18 55.6% Game: 12-23 52.2%

GEORGIA 62

#	Player	Total		3-Ptr		Rebounds			PF	TP	A	TO	BLK	STL	Min
		FG	FGA	FG	FGA	FT	FTA	Off							
02	THORNTON, MARCUS	f	6-11	0-1	2-5	3	7	10	4	14	2	1	1	2	35
42	DJURISIC, NEMANJA	f	3-6	1-2	2-2	1	0	1	4	9	0	4	1	0	19
03	PARKER, JUWAN	g	2-6	0-2	4-4	1	5	6	1	8	2	3	0	24	
04	MANN, CHARLES	g	0-0	0-0	0-1	0	1	1	3	0	3	4	0	17	
12	GAINES, KENNY	g	1-6	0-3	2-2	0	2	2	2	4	2	3	0	33	
01	MATEN, YANTE	6-9	0-0	0-1	1	4	5	2	12	0	1	1	0	25	
11	FORTE, CAMERON	0-0	0-0	0-0	0	0	0	0	0	0	0	1	0	3	
24	KESSLER, HOUSTON	0-0	0-0	0-0	0	0	0	0	0	0	0	0	0	0+	
25	GENO, KENNY PAUL	1-3	0-1	1-2	1	0	1	1	3	1	1	0	0	11	
30	FRAZIER, J.J.	3-7	2-5	4-4	2	4	6	5	12	4	0	0	1	33	
Team					1	4	5								
Totals			22-48	3-14	15-21	10	27	37	22	62	14	18	3	6	200

FG % 1st Half: 10-16 62.5% 2nd half: 12-32 37.5% Game: 22-48 45.8% Deadball Rebounds 3
 3FG % 1st Half: 0-3 0.0% 2nd half: 3-11 27.3% Game: 3-14 21.4%
 FT % 1st Half: 5-7 71.4% 2nd half: 10-14 71.4% Game: 15-21 71.4%

Officials: Bryan Kersey, Earl Walton, Nathan Farrell
 Technical fouls: MINNESOTA-None. GEORGIA-None.
 Attendance:
 2014 NIT season Tip-off 3rd Place Game

Score by periods	1st	2nd	Total
MINNESOTA	37	29	66
GEORGIA	25	37	62

MINNESOTA 84, WAKE FOREST 69
WINSTON-SALEM, N.C. (LJVM COLISEUM) — DEC. 2, 2014

Minnesota 84 • 5-2

#	Player	Total		3-Ptr		Rebounds			PF	TP	A	TO	BLK	STL	Min
		FG	FGA	FG	FGA	FT	FTA	Off							
15	Walker, Maurice	f	4-6	0-0	2-4	3	4	7	1	10	1	3	3	0	23
24	King, Joey	f	5-9	4-6	0-0	1	3	4	4	14	2	4	0	0	25
01	Hollins, Andre	g	8-14	7-10	4-4	2	5	7	3	27	0	3	0	1	34
04	Mathieu, DeAndre	g	2-5	0-1	2-2	0	3	3	4	6	8	2	0	1	27
11	Morris, Carlos	g	6-10	1-2	2-2	0	3	3	1	15	1	6	0	8	31
02	Mason, Nate	g	2-9	0-3	2-2	0	5	5	1	6	4	0	0	2	27
12	Shell, Kendal	0-0	0-0	0-0	0	0	0	0	0	0	0	0	0	2	
13	Martin, Josh	0-1	0-0	0-0	1	0	1	2	0	0	2	0	0	6	
21	Konate, Bakary	0-0	0-0	0-0	0	0	0	0	0	0	0	0	0	2	
23	Buggs, Charles	0-4	0-2	0-0	1	1	2	3	0	0	0	0	0	8	
55	Eliason, Elliott	3-3	0-0	0-0	2	2	4	3	6	2	0	0	2	15	
Team					0	1	1								
Totals			30-61	12-24	12-14	10	27	37	22	84	18	20	3	14	200

FG % 1st Half: 13-31 41.9% 2nd half: 17-30 56.7% Game: 30-61 49.2% Deadball Rebounds 2.1
 3FG % 1st Half: 5-12 41.7% 2nd half: 7-12 58.3% Game: 12-24 50.0%
 FT % 1st Half: 1-2 50.0% 2nd half: 11-12 91.7% Game: 12-14 85.7%

Wake Forest 69 • 4-4

#	Player	Total		3-Ptr		Rebounds			PF	TP	A	TO	BLK	STL	Min
		FG	FGA	FG	FGA	FT	FTA	Off							
02	Thomas, Devin	f	1-4	0-0	2-4	2	6	8	4	4	0	4	1	2	20
13	Leonard, Darius	f	0-1	0-1	0-0	0	2	2	1	0	1	0	0	1	16
25	Hudson, Cornelius	f	3-6	1-3	0-1	1	0	1	1	7	0	5	0	1	15
00	Miller-McIntyre, Codi	g	4-9	0-0	2-4	0	0	0	1	10	2	3	0	0	22
10	Wilbekin, Mitchell	g	3-10	3-7	1-3	0	3	3	2	10	1	0	0	1	33
01	Jones, Madison	3-6	0-0	2-2	0	0	0	1	8	2	4	0	2	28	
11	McClinton, Greg	0-0	0-0	0-0	1	1	2	0	0	1	0	0	0	3	
20	Overton, Miles	3-8	1-4	7-8	1	3	4	1	14	0	0	0	2	21	
33	Rountree, Aaron	2-4	0-0	3-5	4	2	6	2	7	2	1	1	3	21	
44	Mitoglou, Dinos	3-6	2-4	1-4	0	3	3	2</							

MINNESOTA 92, NORTH DAKOTA 56

WILLIAMS ARENA — DEC. 8, 2014

MINNESOTA 85, SOUTHERN 57

WILLIAMS ARENA — DEC. 10, 2014

North Dakota 3-5

No Name	Total FG FGA	3-Pt FG FGA	FT FTA	Rebounds OF DF TOT	PF TP	A TO BLK S	MIN
01 Nash, Jaron	f 3 10	0 2	2 4	2 5 7	0 8	1 2 2 0	27
33 Calcaterra, Chad	c 3 4	0 0	0 0	0 4 4	2 6	0 0 0 0	18
21 Hooker, Quinton	g 2 7	1 2	2 2	3 2 5	3 7	7 7 0 0	36
14 De Rouen, Terrel	g 4 10	1 3	1 2	0 2 2	1 10	2 3 0 2	31
03 Tyler, Estan	g 2 6	1 3	3 4	0 0 0	4 8	3 4 1 0	22
31 Cashman, Bryce	0 0	0 0	2 6	1 2 3	3 2	0 3 0 1	18
25 Hobough, Dustin	1 3	1 1	0 0	1 2 3	3 3	0 0 0 0	13
12 Antwi, Lenny	2 3	2 2	0 0	0 1 1	2 6	0 0 0 0	15
22 Shields, Craig	0 0	0 0	0 0	0 0 0	1 0	0 1 0 0	4
35 Coleman, Josiah	1 8	0 3	4 4	1 2 3	3 6	0 4 0 0	16
Team				4 1 5	0	1	
Totals	18 51	6 16	14 22	12 21 33	22 56	13 25 3 3	200
Total FG%	1st Half: 11-27 (40.7)	2nd: 7-24 (29.2)	OT: 0-0 (0.0)	Game: 18-51 (35.3)	Deadball		
3 PT FG%	1st Half: 4-11 (36.4)	2nd: 2-5 (40.0)	OT: 0-0 (0.0)	Game: 6-16 (37.5)	Rebounds		
FT%	1st Half: 0-0 (0.0)	2nd: 14-22 (63.6)	OT: 0-0 (0.0)	Game: 14-22 (63.6)	6		

Minnesota 7-2

No Name	Total FG FGA	3-Pt FG FGA	FT FTA	Rebounds OF DF TOT	PF TP	A TO BLK S	MIN
01 Hollins, Andre	g 4 11	2 5	0 0	2 2 4	0 10	1 2 0 0	27
24 King, Joey	f 4 7	1 2	3 3	0 2 2	3 12	1 2 1 0	27
15 Walker, Maurice	f 9 11	0 0	4 4	2 5 7	2 22	0 3 3 1	23
11 Morris, Carlos	g 5 9	2 2	2 2	1 5 6	3 14	5 1 0 1	29
04 Mathieu, DeAndre	g 6 8	1 1	2 4	0 2 2	4 15	10 0 0 2	30
02 Mason, Nate	4 9	1 3	2 4	0 4 4	3 11	8 1 0 6	27
55 Eliason, Elliott	2 2	0 0	0 0	0 0 0	3 4	0 0 1 2	11
23 Buggs, Charles	1 2	0 1	0 0	0 1 1	1 2	0 0 0 0	10
21 Konate, Bakary	1 1	0 0	0 0	0 1 1	4 2	0 3 1 1	9
12 Shell, Kendal	0 0	0 0	0 0	0 0 0	0 0	0 0 0 1	7
Team				1 1 2	0	0	
Totals	36 60	7 14	13 17	6 23 29	23 92	25 12 6 14	200
Total FG%	1st Half: 17-30 (56.7)	2nd: 19-30 (63.3)	OT: 0-0 (0.0)	Game: 36-60 (60.0)	Deadball		
3 PT FG%	1st Half: 4-8 (50.0)	2nd: 3-6 (50.0)	OT: 0-0 (0.0)	Game: 7-14 (50.0)	Rebounds		
FT%	1st Half: 5-6 (83.3)	2nd: 8-11 (72.7)	OT: 0-0 (0.0)	Game: 13-17 (76.5)	1		

Officials: Terry Oglesby, Eric Curry, Kelly Pfeiffer
 Technicals: North Dakota-Hooker, Coleman Minnesota-Eliason
 Attendance: 11,185

Scoring By Periods	1	2	Total
North Dakota	26	30	56
Minnesota	43	49	92

Other Stats	MINN	UND
Biggest Lead (first time - number of times)	36 (P-2 0:41-1)	5 (P-1 17:41-1)
Shots In The Paint	26(41 = 52 Pts)	11(50 = 22 Pts)
Points Off Turnovers	24	13
Points Off Offensive Rebounds	2	5
Fast Break Points	23	6
1st Shot of Bonus FT	0/2	0/0
Longest FG Drought (Period-Times)	4:03 (P-1 5:37-1:34)	5:12 (P-2 14:16-9:04)
Bench Points	19	17

Southern 2-7

No Name	Total FG FGA	3-Pt FG FGA	FT FTA	Rebounds OF DF TOT	PF TP	A TO BLK S	MIN
12 Sam, Jared	f 1 3	0 0	1 3	0 5 5	1 3	2 3 1 2	24
04 Davis, Keith	f 2 2	0 0	2 2	0 3 3	4 6	1 3 0 2	20
03 Banks, Trelun	g 6 10	3 5	0 0	0 1 1	2 15	4 2 0 0	31
02 Rodgers, Adrian	g 9 22	0 4	0 0	0 2 2	3 18	0 3 0 1	32
00 Hyder, Christopher	g 0 1	0 0	0 0	1 3 4	3 0	9 2 0 3	27
30 Lynch, Tre	4 7	2 4	0 0	0 1 1	4 10	1 1 0 0	16
22 Snow, Frank	0 6	0 0	0 0	5 2 7	3 0	1 1 0 1	16
35 Hopkins, Joell	1 6	0 0	1 2	1 1 2	4 3	1 3 1 1	17
10 Monroe, Cameron	0 0	0 0	0 0	0 1 1	0 0	0 0 0 0	3
20 Thomas, Chris	1 3	0 1	0 3	0 2 2	0 2	0 1 0 0	6
05 Harrel, Michael	0 0	0 0	0 0	0 0 0	2 0	1 1 0 0	8
Team				5 0 5	0	0	
Totals	24 60	5 14	4 10	12 21 33	26 57	19 20 2 10	200
Total FG%	1st Half: 10-30 (33.3)	2nd: 14-30 (46.7)	OT: 0-0 (0.0)	Game: 24-60 (40.0)	Deadball		
3 PT FG%	1st Half: 1-7 (14.3)	2nd: 4-7 (57.1)	OT: 0-0 (0.0)	Game: 5-14 (35.7)	Rebounds		
FT%	1st Half: 2-3 (66.7)	2nd: 2-7 (28.6)	OT: 0-0 (0.0)	Game: 4-10 (40.0)	2		

Minnesota 8-2

No Name	Total FG FGA	3-Pt FG FGA	FT FTA	Rebounds OF DF TOT	PF TP	A TO BLK S	MIN
01 Hollins, Andre	g 9 11	5 7	1 1	0 2 2	0 24	4 2 0 4	26
24 King, Joey	f 3 8	0 1	0 1	0 4 4	2 6	3 1 1 1	26
15 Walker, Maurice	f 4 5	0 0	3 4	0 6 6	3 11	0 3 2 2	16
11 Morris, Carlos	g 3 6	1 2	4 5	0 3 3	0 11	5 5 1 1	24
04 Mathieu, DeAndre	g 3 6	0 0	4 4	0 3 3	1 10	5 2 0 1	26
23 Buggs, Charles	3 6	1 3	0 1	2 2 4	1 7	1 0 0 1	18
21 Konate, Bakary	0 3	0 0	6 8	4 2 6	4 6	0 2 0 1	23
02 Mason, Nate	1 5	0 0	1 3	0 3 3	1 3	2 0 0 0	21
55 Eliason, Elliott	3 3	0 0	1 2	1 2 3	3 7	2 1 2 0	16
12 Shell, Kendal	0 0	0 0	0 0	0 0 0	0 0	1 0 0 0	4
Team				2 1 3	0	0	
Totals	29 53	7 13	20 29	9 28 37	15 85	23 16 6 11	200
Total FG%	1st Half: 17-25 (68.0)	2nd: 12-28 (42.9)	OT: 0-0 (0.0)	Game: 29-53 (54.7)	Deadball		
3 PT FG%	1st Half: 3-6 (50.0)	2nd: 4-7 (57.1)	OT: 0-0 (0.0)	Game: 7-13 (53.8)	Rebounds		
FT%	1st Half: 9-14 (64.3)	2nd: 11-15 (73.3)	OT: 0-0 (0.0)	Game: 20-29 (69.0)	3		

Officials: Mike Sanzere, Glenn Mayborg, Steve McJunkins
 Technicals: Southern-None Minnesota-None
 Attendance: 11,409

Scoring By Periods	1	2	Total
Southern	23	34	57
Minnesota	46	39	85

VS Basketball-Licensed to: University of Minnesota

MINNESOTA 92, SEATTLE 57

WILLIAMS ARENA — DEC. 19, 2014

MINNESOTA 86, FURMAN 76

WILLIAMS ARENA — DEC. 22, 2014

Seattle University 5-6

No Name	Total FG FGA	3-Pt FG FGA	FT FTA	Rebounds OF DF TOT	PF TP	A TO BLK S	MIN
13 Chibuogwu, Manny	g 0 1	0 0	3 4	0 0 3	1 3	2 2 1 0	14
21 Powell, William	f 3 6	0 0	1 2	4 2 6	2 7	1 3 0 0	27
24 Crook, Jack	c 1 3	0 0	2 2	1 4 5	4 4	0 2 0 1	15
35 Flora, Jarell	g 2 5	2 4	0 0	0 1 1	2 6	0 6 1 0	15
01 Umipig, Isiah	g 4 10	3 8	2 2	1 3 4	3 13	2 2 0 0	28
12 Cohehe, Jadon	4 9	0 2	6 9	0 0 0	2 14	3 0 0 0	29
10 Turner, Theo	3 8	0 1	1 2	1 2 3	1 7	1 1 0 0	25
02 Murray, Emerson	0 0	0 0	0 0	0 2 2	1 0	2 3 0 1	15
23 Clair, Manroop	1 7	0 4	0 0	1 0 1	2 2	0 2 0 1	21
33 Cramer, Lewis	0 0	0 0	1 2	0 1 1	2 1	0 0 0 0	11
Team				2 2 4	0	0	
Totals	18 49	5 19	16 23	10 20 30	20 57	11 21 2 3	200
Total FG%	1st Half: 8-25 (32.0)	2nd: 10-24 (41.7)	OT: 0-0 (0.0)	Game: 18-49 (36.7)	Deadball		
3 PT FG%	1st Half: 3-11 (27.3)	2nd: 2-8 (25.0)	OT: 0-0 (0.0)	Game: 5-19 (26.3)	Rebounds		
FT%	1st Half: 2-2 (100.0)	2nd: 14-21 (66.7)	OT: 0-0 (0.0)	Game: 16-23 (69.6)	2		

Minnesota 9-2

No Name	Total FG FGA	3-Pt FG FGA	FT FTA	Rebounds OF DF TOT	PF TP	A TO BLK S	MIN
01 Hollins, Andre	g 5 9	3 6	2 3	0 2 2	2 15	4 1 0 1	17
24 King, Joey (2:52)	f 2 5	1 3	0 0	2 2 4	5 5	1 1 0 0	23
15 Walker, Maurice	f 6 6	0 0	3 4	0 6 6	2 15	0 0 2 1	15
11 Morris, Carlos	g 6 10	3 6	4 4	0 3 3	2 19	2 2 0 2	27
04 Mathieu, DeAndre	g 1 6	0 1	0 0	0 0 0	2 2	9 1 0 6	28
02 Mason, Nate	6 11	2 5	1 2	0 3 3	2 15	1 2 0 6	25
23 Buggs, Charles	1 4	0 3	2 2	1 1 2	2 4	3 2 0 0	24
55 Eliason, Elliott	3 3	0 0	2 2	2 2 4	2 8	1 0 1 0	16
21 Konate, Bakary	3 4	0 0	3 6	3 5 8	2 9	2 1 2 0	16
30 Lukashevich, Mike	0 0	0 0	0 0	0 0 0	0 0	0 0 1 0	4
12 Shell, Kendal	0 2	0 1	0 0	0 0 0	0 0	1 0 0 0	5
Team				2 2 4	0	1	
Totals	33 60	9 25	17 23	10 26 36	21 92	24 11 6 16	200
Total FG%	1st Half: 15-27 (55.6)	2nd: 18-33 (54.5)	OT: 0-0 (0.0)	Game: 33-60 (55.0)	Deadball		
3 PT FG%	1st Half: 2-9 (22.2)	2nd: 7-16 (43.8)	OT: 0-0 (0.0)	Game: 9-25 (36.0)	Rebounds		
FT%	1st Half: 11-13 (84.6)	2nd: 6-10 (60.0)	OT: 0-0 (0.0)	Game: 17-23 (73.9)	3		

Officials: Brian Dorsey, Rob Kueneman, Brooks Wells
 Technicals: Seattle University-None Minnesota-None
 Attendance: 12,121

Scoring By Periods	1	2	Total
Seattle University	21	36	57
Minnesota	43	49	92

Furman 2-8

No Name	Total FG FGA	3-Pt FG FGA	FT FTA	Rebounds OF DF TOT	PF TP	A TO BLK S	MIN
21 Kris Acox	f 2 5	0 0	0 0	0 3 3	6 2	4 0 2 2	17
03 Geoff Beans	f 5 11	4 8	0 0	0 3 3	3 14	0 1 0 2	28
35 Daniel Fowler (0:35)	g 5 6	3 3	0 1	0 3 3	5 13	5 6 0 3	31
12 Devin Sibley	g 1 4	0 1	0 0	1 1 2	2 2	2 4 6 0	1
14 Stephen Croone	g 6 14	5 9	8 10	0 2 2	2 25	3 1 2 2	38
30 Kendrick Ferrara	g 9 16	0 4	0 0	3 7 10	3 18	1 1 2 0	35
01 John Davis	0 2	0 1	0 0	0 1 1	1 1	0 2 0 0	14
24 Larry Wideman	0 1	0 0	0 0	0 0 0	4 0	1 1 0 0	9
Team				3 1 4	0	1	
Totals	28 59	12 26	8 11	10 21 31	22 76	16 19 6 10	200
Total FG%	1st Half: 11-32 (34.4)	2nd: 17-27 (63.0)	OT: 0-0 (0.0)	Game: 28-59 (47.5)	Deadball		
3 PT FG%	1st Half: 5-14 (35.7)	2nd: 7-12 (58.3)	OT: 0-0 (0.0)	Game: 12-26 (46.2)	Rebounds		
FT%	1st Half: 6-8 (75.0)	2nd: 2-3 (66.7)	OT: 0-0 (0.0)	Game: 8-11 (72.7)	1		

Minnesota 10-2

No Name	Total FG FGA	3-Pt FG FGA	FT FTA	Rebounds OF DF TOT	PF TP	A TO BLK S	MIN
01 Hollins, Andre	g 3 7	0 4	2 3	1 3 4	4 8	2 2 0 0	25
24 King, Joey	f 8 11	2 4	1 2	1 2 3	0 19	1 2 0 1	32
15 Walker, Maurice	f 3 7	0 0	5 7	2 5 7	2 11	1 1 1 3	22
11 Morris, Carlos	g 4 12	0 4	0 0	0 6 6	1 8	4 0 0 1	32
04 Mathieu, DeAndre	g 6 12	0 2	4 4	1 2 3	2 16	7 5 0 5	36
55 Eliason, Elliott	2 3	0 0	2 5	4 2 6	1 6	0 3 2 1	18
23 Buggs, Charles	0 0	0 0	0 1	2 3 0	0 0	1 1 0 0	4
02 Mason, Nate	5 7	4 5	0 0	0 0 0	0 2	14 0 0 4	22
21 Konate, Bakary	1 2	0 0	2 5	3 0 3	0 4	1 0 1 0	8
12 Shell, Kendal	0 0	0 0	0 0	0 0 0	0 0	0 0 0 0	1
Team				2 1 3	0	0	
Totals	32 61	6 19	16 26	15 23 38	12 86	17 14 4 15	200
Total FG%	1st Half: 17-33 (51.5)	2nd: 15-28 (53.6)	OT: 0-0 (0.0)	Game: 32-61 (52.5)	Deadball		

MINNESOTA 108, UNCW 82
WILLIAMS ARENA — DEC. 27, 2014

PURDUE 72, MINNESOTA 68
WEST LAFAYETTE, IND. (MACKEY ARENA) — DEC. 31, 2014

UNCW 82 • 5-5

##	Player	Total		3-Ptr		Rebounds			PF	TP	A	TO	Blk	Stl	Min
		FG-FGA	FG-FGA	FT-FTA	Off	Def	Tot								
13	Ogbodo, Chuck	f	4-4	0-0	0-0	2	0	2	2	8	0	0	1	0	16
40	Williams, Cedrick	f	4-10	0-3	0-0	5	3	8	2	8	1	1	0	0	31
00	Ponder, Craig	g	4-6	2-3	2-2	1	2	3	3	12	3	6	0	1	17
10	Jackson, Freddie	g	8-18	4-9	1-1	3	3	6	2	21	5	3	1	2	37
24	Spruill, Addison	g	5-11	2-4	0-0	0	6	6	1	12	1	5	2	1	21
04	Talley, Jordon	g	0-2	0-1	0-0	0	0	0	3	0	7	2	0	1	26
14	Pugh, Malik	g	4-7	2-3	0-1	0	2	2	0	10	2	3	0	0	19
20	Sherwood, Dylan	g	0-3	0-1	0-0	1	1	2	0	0	0	0	0	0	10
23	Gettys, C.J.	g	2-5	0-0	5-6	5	4	9	3	9	0	0	3	0	19
30	Hickson, Kevin	g	0-0	0-0	2-2	0	0	0	1	2	0	0	0	0	4
Team						0	1	1	1						
Totals			31-66	10-24	10-12	17	22	39	18	82	19	20	7	5	200

FG % 1st Half: 16-29 55.2% 2nd half: 15-37 40.5% Game: 31-66 47.0%
 3FG % 1st Half: 6-13 46.2% 2nd half: 4-11 36.4% Game: 10-24 41.7%
 FT % 1st Half: 0-0 0.0% 2nd half: 10-12 83.3% Game: 10-12 83.3%

Minnesota 108 • 11-2

##	Player	Total		3-Ptr		Rebounds			PF	TP	A	TO	Blk	Stl	Min
		FG-FGA	FG-FGA	FT-FTA	Off	Def	Tot								
15	Walker, Maurice	f	6-8	0-0	5-7	3	3	6	0	17	3	1	0	2	20
24	King, Joey	f	3-5	1-1	2-2	1	0	1	1	9	0	2	1	0	28
01	Hollins, Andre	g	4-7	1-2	0-0	0	2	2	4	9	4	0	0	1	23
04	Mathieu, DeAndre	g	5-8	1-1	2-2	0	2	2	2	13	11	0	0	4	26
11	Morris, Carlos	g	8-15	1-4	7-7	1	1	2	1	24	1	1	0	0	28
02	Mason, Nate	g	7-13	2-3	2-3	0	2	2	0	18	2	1	0	5	25
12	Shell, Kendal	g	1-2	1-2	0-0	0	2	2	1	3	1	1	0	0	8
21	Konate, Bakary	g	0-1	0-0	0-0	0	2	2	1	0	0	1	1	1	10
23	Buggs, Charles	g	5-6	3-3	0-0	0	2	2	4	13	2	0	0	0	16
25	Lukashewich, Mike	g	0-0	0-0	0-0	0	0	0	0	0	0	1	0	0	4
55	Eliason, Elliott	g	1-2	0-0	0-0	0	2	2	1	2	1	0	2	0	12
Team						3	1	4							
Totals			40-67	10-16	18-21	8	19	27	15	108	25	8	4	13	200

FG % 1st Half: 19-35 54.3% 2nd half: 21-32 65.6% Game: 40-67 59.7%
 3FG % 1st Half: 5-8 62.5% 2nd half: 5-8 62.5% Game: 10-16 62.5%
 FT % 1st Half: 11-14 78.6% 2nd half: 7-7 100.0% Game: 18-21 85.7%

Officials: Terry Oglesby, Frank Spencer, Gerald Williams
 Technical fouls: UNCW-TEAM. Minnesota-None.
 Attendance: 12711

Score by periods	1st	2nd	Total
UNCW	38	44	82
Minnesota	54	54	108

Last FG - UNCW 2nd-00:59, MINN 2nd-00:25.
 Largest lead - UNCW by 9 1st-08:06, MINN by 26 2nd-06:47.

Score tied - 1 time.
 Lead changed - 5 times.

Minnesota 68 • 11-3 / 0-1

##	Player	Total		3-Ptr		Rebounds			PF	TP	A	TO	Blk	Stl	Min
		FG-FGA	FG-FGA	FT-FTA	Off	Def	Tot								
15	Walker, Maurice	f	6-9	0-0	1-2	4	3	7	4	13	1	3	0	3	23
24	King, Joey	f	4-6	3-4	2-2	0	1	1	4	13	3	3	2	0	37
01	Hollins, Andre	g	2-10	1-3	2-2	1	3	4	2	7	1	1	0	0	32
04	Mathieu, DeAndre	g	4-9	2-2	1-2	1	4	5	3	11	1	4	0	1	34
11	Morris, Carlos	g	3-7	0-1	4-6	1	4	5	2	10	5	1	0	1	28
02	Mason, Nate	g	4-9	2-5	2-4	0	3	3	2	12	2	0	0	1	26
21	Konate, Bakary	g	0-0	0-0	0-0	0	1	1	2	0	0	1	0	0	4
23	Buggs, Charles	g	0-1	0-1	0-0	0	0	0	0	0	0	0	0	0	3
55	Eliason, Elliott	g	0-2	0-0	2-2	1	1	2	3	2	2	0	1	0	13
Team						3	0	3							
Totals			23-53	8-16	14-20	11	20	31	22	68	15	13	3	6	200

FG % 1st Half: 10-24 41.7% 2nd half: 13-29 44.8% Game: 23-53 43.4%
 3FG % 1st Half: 5-7 71.4% 2nd half: 3-9 33.3% Game: 8-16 50.0%
 FT % 1st Half: 11-14 78.6% 2nd half: 3-6 50.0% Game: 14-20 70.0%

Purdue 72 • 9-5 / 1-0

##	Player	Total		3-Ptr		Rebounds			PF	TP	A	TO	Blk	Stl	Min
		FG-FGA	FG-FGA	FT-FTA	Off	Def	Tot								
44	Haas, Isaac	c	2-4	0-0	2-3	2	1	3	0	6	0	1	1	0	17
00	Octeus, Jon	g	3-6	0-0	4-6	1	3	4	1	10	4	2	0	1	35
01	Scott, Bryson	g	0-3	0-0	0-0	0	4	4	2	0	1	2	0	0	12
21	Stephens, Kendall	g	7-15	4-8	1-2	2	0	2	0	19	4	1	1	0	37
35	Davis, Ropheal	g	4-6	0-0	10-10	0	2	2	3	18	4	1	0	0	28
03	Thompson, P.J.	g	0-0	0-0	0-0	1	0	1	2	0	0	2	0	1	5
05	Smotherman, Basil	g	0-1	0-0	0-0	0	2	2	2	0	0	0	0	0	7
12	Edwards, Vince	g	2-6	0-1	4-4	1	3	4	2	8	3	2	0	0	23
20	Hammons, A.J.	g	5-9	0-0	1-2	3	6	9	3	11	2	1	1	1	23
31	Mathias, Dakota	g	0-2	0-0	0-0	0	0	0	2	0	2	0	0	0	13
Team						1	0	1							
Totals			23-52	4-11	22-27	11	21	32	17	72	20	12	3	3	200

FG % 1st Half: 8-24 33.3% 2nd half: 15-28 53.6% Game: 23-52 44.2%
 3FG % 1st Half: 1-6 16.7% 2nd half: 3-5 60.0% Game: 4-11 36.4%
 FT % 1st Half: 8-11 72.7% 2nd half: 14-16 87.5% Game: 22-27 81.5%

Officials: Terry Wymer, Mike Eades, Tom Eades
 Technical fouls: Minnesota-None. Purdue-None.
 Attendance: 10018

Score by periods	1st	2nd	Total
Minnesota	36	32	68
Purdue	25	47	72

Points In Off 2nd Fast
 UNCW 38 13 20 2
 MINN 56 27 12 10 21

#12/11 MARYLAND 70, MINNESOTA 58
COLLEGE PARK, MD. (XFINITY CENTER) — JAN. 3, 2015

#22/20 OHIO STATE 74, MINNESOTA 72 (OT)
WILLIAMS ARENA — JAN. 6, 2015

Minnesota 58 • 11-4, 0-2

##	Player	Total		3-Ptr		Rebounds			PF	TP	A	TO	Blk	Stl	Min
		FG-FGA	FG-FGA	FT-FTA	Off	Def	Tot								
15	Walker, Maurice	f	8-15	0-0	4-8	6	4	10	1	20	0	2	3	2	33
24	King, Joey	f	1-5	1-3	0-0	0	1	1	5	3	1	0	0	0	23
01	Hollins, Andre	g	1-9	0-6	0-0	0	3	3	2	2	2	1	0	2	29
04	Mathieu, DeAndre	g	2-5	0-0	0-0	1	3	4	2	4	1	5	0	1	37
11	Morris, Carlos	g	7-21	2-10	2-2	1	5	6	4	18	0	2	0	2	32
02	Mason, Nate	g	1-7	0-2	0-0	2	3	5	2	2	1	1	0	1	22
23	Buggs, Charles	g	0-1	0-1	5-9	2	0	2	2	5	0	0	1	0	16
55	Eliason, Elliott	g	2-2	0-0	0-2	2	1	3	1	4	0	1	0	1	8
Team						1	0	1							
Totals			22-65	3-22	11-21	15	20	35	19	58	5	12	4	9	200

FG % 1st Half: 15-34 44.1% 2nd half: 7-31 22.6% Game: 22-65 33.8%
 3FG % 1st Half: 3-11 27.3% 2nd half: 0-11 0.0% Game: 3-22 13.6%
 FT % 1st Half: 0-2 0.0% 2nd half: 11-19 57.9% Game: 11-21 52.4%

Maryland Terrapins 70 • 14-1, 2-0

##	Player	Total		3-Ptr		Rebounds			PF	TP	A	TO	Blk	Stl	Min
		FG-FGA	FG-FGA	FT-FTA	Off	Def	Tot								
10	Jake Layman	f	5-7	2-4	0-0	1	5	6	2	12	0	4	2	1	29
35	Damonte Dodd	f	3-3	0-0	3-4	4	8	12	5	9	2	2	3	1	30
02	Melo Trimble	g	5-15	1-8	9-13	0	6	6	1	20	2	3	1	2	37
20	Richaud Pack	g	1-2	1-2	3-4	1	0	1	2	6	2	3	0	0	28
44	Dez Wells	g	4-10	1-4	3-5	1	6	7	0	12	4	4	2	3	33
01	Evan Smotrycz	g	0-4	0-2	2-2	0	3	3	3	2	3	2	0	0	20
05	Dion Wiley	g	2-4	2-3	0-0	1	1	2	0	6	0	0	0	0	8
11	Jared Nickens	g	1-3	1-3	0-0	0	1	1	0	3	0	1	0	0	7
15	Michal Cekovsky	g	0-1	0-0	0-0	0	0	0	0	0	0	0	0	0	9
25	Jon Graham	g	0-1	0-0	0-0	3	2	5	3	0	0	0	1	0	9
Team						1	0	1							
Totals			21-50	8-26	20-28	12	32	44	16	70	13	19	9	7	200

FG % 1st Half: 13-28 46.4% 2nd half: 8-22 36.4% Game: 21-50 42.0%
 3FG % 1st Half: 7-19 36.8% 2nd half: 1-7 14.3% Game: 8-26 30.8%
 FT % 1st Half: 3-4 75.0% 2nd half: 17-24 70.8% Game: 20-28 71.4%

Officials: Lamont Simpson, Larry Scrotto, Steve McJunkins
 Technical fouls: Minnesota-None. Maryland Terrapins-None.
 Attendance: 15788

Score by periods	1st	2nd	Total
Minnesota	33	25	58
Maryland Terrapins	36	34	70

Last FG - MINN 2nd-02:34, UMD 2nd-01:20.
 Largest lead - MINN by 2 1st-19:12, UMD by 15 1st-07:33.
 MINN led for 00:43. UMD led for 37:18. Game was tied for 01:59.

Score tied - 2 times.
 Lead changed - 3 times.

Ohio State 74, Minnesota 72 (OT)

No	Name	Total		3-Pt		Rebounds			PF	TP	A	TO	Blk	S	MIN
		FG FGA	FG FGA	FT FTA	Off	Def	TOT								
02	Loving, Marc														

MICHIGAN 62, MINNESOTA 57

ANN ARBOR, MICH. (CRISLER CENTER) — JAN. 10, 2015

Minnesota 57 • 11-6 (0-4)

#	Player	Total		3-Pt		Rebounds			PF	TP	A	TO	BLK	Stl	Min
		FG	FGA	FG	FGA	FT	FTA	Off							
15	Walker, Maurice	f	2-7	0-0	1-4	5	5	10	1	5	2	2	1	0	29
24	King, Joey	f	2-7	2-7	0-0	1	0	1	2	6	0	4	0	0	31
01	Hollins, Andre	g	4-14	3-11	7-8	1	4	5	3	18	2	2	0	0	38
04	Mathieu, DeAndre	g	0-3	0-0	0-0	2	3	5	3	0	3	5	0	2	29
11	Morris, Carlos	g	7-10	1-1	1-1	0	4	4	1	16	0	3	0	2	30
02	Mason, Nate	g	3-5	1-2	1-3	2	3	5	4	8	3	1	0	1	21
12	Shell, Kendal	g	0-0	0-0	0-0	0	0	0	0	0	0	0	0	2	
23	Buggs, Charles	g	1-2	1-1	0-0	1	1	2	0	3	0	0	0	9	
55	Eliason, Elliott	g	0-1	0-0	1-4	3	1	4	1	1	0	0	0	1	11
Team						0	1	1							
Totals			19-49	8-22	11-20	15	22	37	15	57	10	17	1	6	200

FG % 1st Half: 8-20 40.0% 2nd half: 11-29 37.9% Game: 19-49 38.8%
 3FG % 1st Half: 5-11 45.5% 2nd half: 3-11 27.3% Game: 8-22 36.4%
 FT % 1st Half: 6-10 60.0% 2nd half: 5-10 50.0% Game: 11-20 55.0%

Michigan 62 • 10-6 (3-1)

#	Player	Total		3-Pt		Rebounds			PF	TP	A	TO	BLK	Stl	Min
		FG	FGA	FG	FGA	FT	FTA	Off							
32	Doyle, Ricky	f	5-8	0-0	2-3	4	2	6	3	12	0	1	0	1	26
02	Albrecht, Spike	g	3-8	0-3	0-0	0	1	1	4	6	2	3	0	2	33
10	Walton Jr., Derrick	g	4-7	3-4	4-5	0	5	5	2	15	3	2	0	1	35
21	Irvin, Zak	g	3-9	1-5	5-6	2	2	4	2	12	1	2	0	1	35
23	LeVert, Caris	g	5-13	0-3	5-6	0	3	3	0	15	2	1	1	4	38
03	Chatman, Cameron	g	1-2	0-0	0-0	1	0	1	2	2	1	0	1	0	7
12	Abdur-Rahkman, M-A	g	0-1	0-1	0-0	0	0	0	0	0	0	0	0	0	2
24	Dawkins, Aubrey	g	0-1	0-1	0-0	0	2	2	0	0	0	0	0	0	10
34	Donnal, Mark	g	0-2	0-1	0-0	0	4	4	1	0	0	0	0	0	11
44	Biefeldt, Max	g	0-1	0-0	0-0	2	0	2	0	0	0	0	0	0	3
Team						1	2	3							
Totals			21-52	4-18	16-20	10	21	31	14	62	9	9	2	9	200

FG % 1st Half: 10-28 35.7% 2nd half: 11-24 45.8% Game: 21-52 40.4%
 3FG % 1st Half: 0-8 0.0% 2nd half: 4-10 40.0% Game: 4-18 22.2%
 FT % 1st Half: 5-8 62.5% 2nd half: 11-12 91.7% Game: 16-20 80.0%

Officials: Glenn Mayborg, Terry Wymer, Mike Eades
 Technical fouls: Minnesota-None. Michigan-None.
 Attendance: 12707
 Game Duration: 1:58

Score by periods	1st	2nd	Total
Minnesota	27	30	57
Michigan	25	37	62

Last FG - MINN 2nd-00:10, MICH 2nd-00:26.
 Largest lead - MINN by 9 2nd-11:02, MICH by 6 1st-13:58.

IOWA 77, MINNESOTA 75

WILLIAMS ARENA — JAN. 13, 2015

Iowa 12-5, 3-1

No	Name	Total		3-Pt		Rebounds			PF	TP	A	TO	BLK	Stl	Min			
		FG	FGA	FG	FGA	FT	FTA	Off								Def	Tot	
20	Uthoff, Jarrod	f	7	10	2	4	6	6	0	5	5	4	22	4	3	4	1	34
30	White, Aaron	f	4	10	0	1	5	8	2	4	6	2	13	4	0	2	1	35
34	Woodbury, Adam	f	3	5	0	0	3	5	4	4	8	3	9	0	2	0	1	23
03	Jok, Peter	g	5	8	3	5	0	0	1	0	1	0	13	0	3	0	1	20
10	Geseli, Mike	g	2	4	1	2	0	0	0	2	2	3	5	3	0	1	1	23
00	Olaseni, Gabriel	g	1	2	0	0	0	0	2	2	0	2	2	0	3	2	1	17
02	Oglesby, Josh	g	1	3	1	2	0	0	0	1	1	2	3	1	0	0	1	21
05	Clemons, Anthony	g	1	3	0	1	3	4	1	2	3	0	5	3	0	0	0	18
25	Uhl, Dom	g	1	3	1	1	2	2	2	1	3	1	5	1	3	0	0	9
Team						1	1	2										
Totals			25	48	8	16	19	27	13	20	33	17	77	16	14	9	7	200

Total FG% 1st Half: 13-21 (61.9) 2nd: 12-27 (44.4) OT: 0-0 (0.0) Game: 25-48 (52.1) Deadball Rebounds
 3 PT FG% 1st Half: 3-7 (42.9) 2nd: 5-9 (55.6) OT: 0-0 (0.0) Game: 8-16 (50.0)
 FT% 1st Half: 9-14 (64.3) 2nd: 10-13 (76.9) OT: 0-0 (0.0) Game: 19-27 (70.4) 2

Minnesota 11-7, 0-5

No	Name	Total		3-Pt		Rebounds			PF	TP	A	TO	BLK	Stl	Min			
		FG	FGA	FG	FGA	FT	FTA	Off								Def	Tot	
01	Hollins, Andre	g	2	12	1	7	2	2	1	3	4	2	7	0	2	0	0	34
24	King, Joey	f	4	11	3	8	0	0	2	0	2	3	11	0	0	1	0	24
23	Buggs, Charles	f	0	1	0	1	0	0	0	3	3	3	0	0	0	0	0	18
55	Eliason, Elliott	c	0	0	0	0	0	0	1	0	0	0	4	0	1	0	0	15
02	Mason, Nate	g	7	12	1	3	2	3	2	2	4	0	17	4	0	0	3	33
11	Morris, Carlos	g	7	13	2	4	4	4	3	2	5	2	20	3	2	0	1	25
15	Walker, Maurice	g	3	4	0	0	3	4	2	5	7	4	9	2	1	0	2	24
04	Mathieu, DeAndre	g	4	6	2	2	1	2	1	0	1	1	11	5	3	0	0	27
Team						3	1	4										
Totals			27	59	9	25	12	16	14	16	30	19	75	14	9	1	6	200

Total FG% 1st Half: 9-30 (30.0) 2nd: 18-29 (62.1) OT: 0-0 (0.0) Game: 27-59 (45.8) Deadball Rebounds
 3 PT FG% 1st Half: 3-14 (21.4) 2nd: 6-11 (54.5) OT: 0-0 (0.0) Game: 9-25 (36.0)
 FT% 1st Half: 6-8 (75.0) 2nd: 6-8 (75.0) OT: 0-0 (0.0) Game: 12-16 (75.0) 2

Officials: Larry Sciotto, DJ Carstensen, Kelly Pfeifer
 Technicals: Iowa-None Minnesota-None
 Attendance: 12,401

Scoring By Periods	1	2	Total
Iowa	38	39	77
Minnesota	27	48	75

Other Stats	MINN	IOWA
Biggest Lead (first time - number of times)	4 (P-2:31 - 1)	17 (P-2:16:07 - 1)
Shots In The Paint	16/25 = 32 Pts	13/25 = 26 Pts
Points Off Turnovers	16	4
Points Off Offensive Rebounds	8	17
Fast Break Points	7	4
1st Shot of Bonus FT	1/3	1/1
Longest FG Drought (Period-Times)	3:51 (P-1 12:34-8:43)	4:10 (P-1 13:38-6:28)
Bench Points	40	15

VS Basketball-Licensed to: University of Minnesota

MINNESOTA 89, RUTGERS 80

WILLIAMS ARENA — JAN. 17, 2015

NEBRASKA 52, MINNESOTA 49

LINCOLN, NEB. (PINNACLE BANK ARENA) — JAN. 20, 2015

Rutgers 10-9, 2-4

No	Name	Total		3-Pt		Rebounds			PF	TP	A	TO	BLK	Stl	Min			
		FG	FGA	FG	FGA	FT	FTA	Off								Def	Tot	
11	Jack, Kadeem	f	8	18	0	2	3	4	3	2	5	2	19	1	1	0	2	36
10	Elou, Junior	f	4	4	0	0	1	1	3	7	10	1	9	0	2	0	0	33
35	Lewis, Greg	f	2	3	0	0	1	2	2	4	6	2	5	0	1	0	1	21
02	Daniels, Bishop	g	5	7	0	0	3	4	1	2	3	3	13	4	4	0	0	29
04	MacK, Myles	g	7	14	4	7	8	9	1	5	6	2	26	8	7	0	2	39
22	Foreman, D.J.	g	1	3	0	0	0	0	1	1	2	1	2	0	2	0	0	9
05	Williams, Mike	g	3	10	0	3	0	0	1	1	2	4	6	1	2	2	1	26
33	Batie, Khalil	g	0	0	0	0	0	0	0	0	0	0	0	0	0	0	0	1
40	Doorson, Shaquille	g	0	0	0	0	0	0	0	0	0	2	0	0	0	0	0	6
Team						2	3	5										
Totals			30	59	4	12	16	20	14	25	39	17	80	14	19	2	6	200

Total FG% 1st Half: 14-31 (45.2) 2nd: 16-28 (57.1) OT: 0-0 (0.0) Game: 30-59 (50.8) Deadball Rebounds
 3 PT FG% 1st Half: 3-10 (30.0) 2nd: 1-2 (50.0) OT: 0-0 (0.0) Game: 4-12 (33.3)
 FT% 1st Half: 6-9 (66.7) 2nd: 10-11 (90.9) OT: 0-0 (0.0) Game: 16-20 (80.0) 1

Minnesota 12-7, 1-5

No	Name	Total		3-Pt		Rebounds			PF	TP	A	TO	BLK	Stl	Min			
		FG	FGA	FG	FGA	FT	FTA	Off								Def	Tot	
01	Hollins, Andre	g	11	18	7	10	2	2	2	4	2	31	2	1	1	0	36	
24	King, Joey	f	3	6	1	4	2	2	1	0	1	3	9	3	2	0	0	28
15	Walker, Maurice	f	5	9	0	0	6	7	4	5	9	4	16	1	2	0	4	19
11	Morris, Carlos	g	6	12	0	5	0	0	0	3	3	0	12	4	1	1	2	27
02	Mason, Nate	g	3	10	2	6	1	2	1	2	3	9	5	1	1	5	35	
23	Buggs, Charles	g	1	3	0	1	0	2	1	2	1	2	0	0	0	0		

MINNESOTA 79, ILLINOIS 71
WILLIAMS ARENA — JAN. 24, 2015

Illinois 13-8, 3-5

No	Name	Total FG FGA	3-Pt FG FGA	FT FTA	Rebounds OF DF TOT	PF	TP	A	TO	BLK	S	MIN
12	Black, Leron	1 6	0 0	0 0	5 4 9	4	2	0	3	0	1	21
32	Egwu, Nnanna	2 6	1 2	2 2	1 3 4	3	7	0	1	2	3	27
21	Hill, Malcolm	5 17	4 8	4 4	2 1 3	1	18	1	3	0	2	36
25	Nunn, Kendrick	6 14	4 6	2 3	1 2 3	4	18	1	1	1	0	38
01	Tate, Jaylon (0:02)	3 5	0 0	5 5	0 3 3	5	11	9	0	1	0	31
03	Starks, Ahmad	3 10	2 7	0 0	0 0 0	2	8	1	1	0	1	30
22	Morgan, Maverick	3 3	0 0	1 2	3 1 4	2	7	1	0	0	1	13
10	LaTulip, Mike	0 0	0 0	0 0	0 1 1	0	0	0	1	0	0	4
Team					3 0 3	0	0					
Totals		23 61	11 24	14 16	15 15 30	21	71	12	10	4	8	200

Total FG% 1st Half: 10-31 (32.3) 2nd: 13-30 (43.3) OT: 0-0 (0.0) Game: 23-61 (37.7) Deadball Rebounds 1
 3 PT FG% 1st Half: 5-11 (45.5) 2nd: 6-13 (46.2) OT: 0-0 (0.0) Game: 11-24 (45.8)
 FT% 1st Half: 5-7 (71.4) 2nd: 9-9 (100.0) OT: 0-0 (0.0) Game: 14-16 (87.5)

Minnesota 13-8, 2-6

No	Name	Total FG FGA	3-Pt FG FGA	FT FTA	Rebounds OF DF TOT	PF	TP	A	TO	BLK	S	MIN
01	Hollins, Andre	10 15	5 7	3 6	1 2 3	0	28	5	1	2	1	35
24	King, Joey	1 7	0 4	1 1	1 6 7	3	3	3	2	0	0	32
15	Walker, Maurice	5 8	0 0	2 2	5 8 13	4	12	1	3	0	3	29
11	Morris, Carlos	4 4	3 3	5 6	0 2 2	3	16	0	1	0	0	23
04	Mathieu, DeAndre	1 4	0 0	3 4	2 0 2	2	5	3	2	0	1	31
02	Mason, Nate	1 7	1 4	7 8	1 2 3	0	10	6	2	0	0	28
41	Diedhiou, Gaston	0 0	0 0	0 0	0 0 0	0	0	0	0	0	0	10
21	Konate, Bakary	1 1	0 0	1 2	0 2 2	3	3	0	1	0	1	10
23	Buggs, Charles	1 5	0 2	0 0	2 1 3	3	2	0	0	0	0	10
55	Eliason, Elliott	0 0	0 0	0 0	0 0 0	0	0	0	0	0	0	1
Team					2 1 3	0	0					
Totals		24 51	9 20	22 29	14 24 38	18	79	18	13	2	6	200

Total FG% 1st Half: 10-23 (43.5) 2nd: 14-28 (50.0) OT: 0-0 (0.0) Game: 24-51 (47.1) Deadball Rebounds 5
 3 PT FG% 1st Half: 6-14 (42.9) 2nd: 3-6 (50.0) OT: 0-0 (0.0) Game: 9-20 (45.0)
 FT% 1st Half: 7-8 (87.5) 2nd: 15-21 (71.4) OT: 0-0 (0.0) Game: 22-29 (75.9)

Officials: Mike Eades, Larry Sciroto, Chris Beaver
 Technicals: Illinois-None Minnesota-None
 Attendance: 13,421

Scoring By Periods	1	2	Total
Illinois	30	41	71
Minnesota	33	46	79

Other Stats	MINN	ILL
Biggest Lead (first time - number of times)	15 (P-2:5:56 - 1)	3 (P-1:19:26 - 3)
Shots In The Paint	10/23 = 43.5%	9/23 = 39.1%
Points Off Turnovers	12	15
Points Off Offensive Rebounds	18	15
Fast Break Points	5	5
1st Shot of Bonus FT	11	11
Longest FG Drought (Period-Times)	3:33 (P-2:18:05-14:32)	5:01 (P-2:12:29-7:28)
Bench Points	15	15

VS Basketball-Licensed to: University of Minnesota

PENN STATE 63, MINNESOTA 58
UNIVERSITY PARK, PA. (BRYCE JORDAN CENTER) — JAN. 28, 2015

Minnesota 58 • 13-9, 2-7

##	Player	Total FG-FGA	3-Ptr FG-FGA	FT-FTA	Rebounds Off Def Tot	PF	TP	A	TO	Blk	Stl	Min
15	Walker, Maurice	4-10	0-0	1-1	1 3 4	4	9	0	5	1	0	24
24	King, Joey	2-6	1-3	2-2	1 0 1	4	7	1	2	0	0	19
01	Hollins, Andre	6-10	4-8	1-1	0 3 3	2	17	1	3	0	1	37
04	Mathieu, DeAndre	1-7	0-3	1-2	1 1 2	3	0	3	0	0	3	35
11	Morris, Carlos	2-10	0-4	0-0	0 4 4	0	4	0	4	1	2	30
02	Mason, Nate	2-8	1-3	0-0	0 1 1	2	5	1	1	0	2	18
21	Konate, Bakary	0-0	0-0	1-2	0 0 0	1	1	0	0	0	0	2
23	Buggs, Charles	3-5	0-1	0-0	2 3 5	1	6	1	0	1	0	21
55	Eliason, Elliott	3-3	0-0	0-0	1 4 5	2	6	3	0	1	0	14
Team					3 0 3							
Totals		23-59	6-22	6-8	9 19 28	18	58	13	15	4	8	200

FG % 1st Half: 9-30 30.0% 2nd half: 14-29 48.3% Game: 23-59 39.0% Deadball Rebounds 3
 3FG % 1st Half: 3-10 30.0% 2nd half: 3-12 25.0% Game: 6-22 27.3%
 FT % 1st Half: 2-3 66.7% 2nd half: 4-5 80.0% Game: 6-8 75.0%

Penn State 63 • 14-7, 2-6

##	Player	Total FG-FGA	3-Ptr FG-FGA	FT-FTA	Rebounds Off Def Tot	PF	TP	A	TO	Blk	Stl	Min
05	Jack, Donovan	1-4	0-1	4-4	1 1 2	1	6	0	0	4	0	18
43	Travis, Ross	3-8	0-0	0-0	0 4 4	2	6	1	1	0	1	26
02	Newbill, D.J.	4-15	0-3	4-5	2 9 11	1	12	5	6	1	3	37
13	Thorpe, Geno	2-6	2-2	3-4	1 3 4	2	9	4	1	1	3	28
33	Garner, Shep	1-4	0-2	1-2	1 1 2	2	3	3	3	0	2	30
00	Banks, Payton	3-6	3-6	0-0	0 3 3	1	9	0	1	0	0	15
03	Foster, Devin	3-3	0-0	2-2	1 1 2	1	8	1	2	0	0	23
32	Dickerson, Jordan	2-2	0-0	2-4	1 2 3	0	6	0	0	3	1	16
44	Moore, Julian	2-2	0-0	0-0	1 0 1	2	4	0	0	0	0	7
Team					3 1 4							
Totals		21-50	5-14	16-21	11 25 36	12	63	14	16	9	10	200

FG % 1st Half: 11-27 40.7% 2nd half: 10-23 43.5% Game: 21-50 42.0% Deadball Rebounds 4,1
 3FG % 1st Half: 5-9 55.6% 2nd half: 0-5 0.0% Game: 5-14 35.7%
 FT % 1st Half: 6-6 100.0 2nd half: 10-15 66.7% Game: 16-21 76.2%

Officials: Gene Steratore, Ted Valentine, Terry Wymmer
 Technical fouls: Minnesota-None. Penn State-None.
 Attendance: 6100

Score by periods	1st	2nd	Total
Minnesota	33	35	68
Penn State	23	30	53

Points	In Paint	Off T/O	2nd Chance	Fast Break	Bench
MINN	34	21	10	8	18
PSU	28	23	15	8	27

Last FG - MINN 2nd-00:43, PSU 2nd-02:46.
 Largest lead - MINN by 3 1st-14:11, PSU by 13 1st-02:24.
 MINN led for 04:25, PSU led for 30:32. Game was tied for 05:03.

Score tied - 6 times.
 Lead changed - 9 times.

MINNESOTA 60, NEBRASKA 42
WILLIAMS ARENA — JAN. 31, 2015

Nebraska 12-9, 4-5

No	Name	Total FG FGA	3-Pt FG FGA	FT FTA	Rebounds OF DF TOT	PF	TP	A	TO	BLK	S	MIN
35	Pitchford, Walter	2 7	0 3	0 0	2 3 5	1	4	1	1	1	0	29
31	Shields, Shavon	4 15	1 7	2 2	0 5 5	2	11	1	6	1	1	38
05	Petteway, Terran	4 8	1 4	1 1	1 2 3	3	10	5	1	0	1	33
02	Rivers, David	0 2	0 0	0 0	1 0 1	2	0	1	1	0	0	13
03	Parker, Benny	1 1	0 0	0 0	1 2 3	1	2	2	1	0	2	17
11	Smith, Tairn	2 6	1 3	1 2	0 6 6	1	6	1	3	1	0	24
00	Webster, Tai	2 5	1 3	0 0	1 1 2	4	5	3	1	0	0	29
21	Smith, Leslee	2 2	0 0	0 0	1 1 2	1	4	0	2	2	0	9
12	Abraham, Moses	0 0	0 0	0 0	1 0 1	0	0	0	2	0	0	2
23	Fuller, Nick	0 0	0 0	0 0	0 0 0	1	0	0	0	0	0	3
10	Menke, Trevor	0 0	0 0	0 0	0 0 0	0	0	0	0	0	0	1
44	Kurkowski, Kyle	0 0	0 0	0 0	0 0 0	0	0	0	0	0	0	1
24	Hammond, Jake	0 0	0 0	0 0	0 0 0	0	0	0	0	0	0	1
Team					1 1 2	0	0					
Totals		17 46	4 20	4 5	9 21 30	16	42	14	20	5	5	200

Total FG% 1st Half: 6-21 (28.6) 2nd: 11-25 (44.0) OT: 0-0 (0.0) Game: 17-46 (37.0) Deadball Rebounds 1
 3 PT FG% 1st Half: 2-9 (22.2) 2nd: 2-11 (18.2) OT: 0-0 (0.0) Game: 4-20 (20.0)
 FT% 1st Half: 2-2 (100.0) 2nd: 2-3 (66.7) OT: 0-0 (0.0) Game: 4-5 (80.0)

Minnesota 14-9, 3-7

No	Name	Total FG FGA	3-Pt FG FGA	FT FTA	Rebounds OF DF TOT	PF	TP	A	TO	BLK	S	MIN
01	Hollins, Andre	4 7	2 4	2 2	1 4 5	1	12	6	1	2	1	35
24	King, Joey	3 8	1 5	2 2	1 2 3	1	9	1	2	0	1	33
15	Walker, Maurice	7 10	0 0	5 5	1 7 8	1	19	1	2	2	3	29
11	Morris, Carlos	1 5	0 0	1 2	1 1 2	1	3	2	4	1	2	21
04	Mathieu, DeAndre	3 7	0 1	1 2	0 2 2	3	7	2	0	1	2	37
55	Eliason, Elliott	1 4	0 0	0 0	3 0 3	2	2	0	1	0	0	10
02	Mason, Nate	2 6	1 3	3 4	0 0 0	2	8	1	1	0	1	25
23	Buggs, Charles	0 1	0 0	0 0	0 0 0	1	0	0	0	0	0	6
21	Konate, Bakary	0 0	0 0	0 0	0 0 0	0	0	0	0	0	0	1
12	Shell, Kendal	0 0	0 0	0 0	0 0 0	0	0	0	0	0	0	1
25	Lukashevich, Mike	0 0	0 0	0 0	0 0 0	0	0	0	0	0	0	1
41	Diedhiou, Gaston	0 0	0 0	0 0	0 0 0	0	0	0	0	0	0	1
Team					0 4 4	0	0					
Totals		21 48	4 13	14 17	7 20 27	12	60	13	12	6	10	200

Total FG% 1st Half: 9-28 (32.1) 2nd: 12-20 (60.0) OT: 0-0 (0.0) Game: 21-48 (43.8) Deadball Rebounds 2
 3 PT FG% 1st Half: 2-9 (22.2) 2nd: 2-4 (50.0) OT: 0-0 (0.0) Game: 4-13 (30.8)
 FT% 1st Half: 3-4 (75.0) 2nd: 11-13 (84.6) OT: 0-0 (0.0) Game: 14-17 (82.4)

Officials: Lamont Simpson, Bill Ek, Rob Kueneman
 Technicals: Nebraska-None Minnesota-None
 Attendance: 13,253

Scoring By Periods	1	2	Total
Nebraska	16	26	42
Minnesota	23	37	60

MINNESOTA 64, IOWA 59

IOWA CITY, IOWA (CARVER-HAWKEYE ARENA) — FEB. 12, 2015

INDIANA 90, MINNESOTA 71

BLOOMINGTON, IND. (ASSEMBLY HALL) — FEB. 15, 2015

Minnesota 64 • 16-9, 5-7

##	Player	Total		3-Ptr		Rebounds			PF	TP	A	TO	Blk	Stl	Min
		FG-FGA	FG-FGA	FT-FTA	Off	Def	Tot								
15	Walker, Maurice	f	1-5	0-0	5-6	2	1	3	4	7	0	2	2	2	23
23	Buggs, Charles	f	3-5	1-2	0-0	2	2	4	3	7	0	1	0	2	26
24	King, Joey	f	2-6	0-3	0-0	0	2	2	4	4	1	1	0	1	29
01	Hollins, Andre	g	7-14	4-8	2-2	0	3	3	2	20	3	1	0	1	32
04	Mathieu, DeAndre	g	3-10	0-2	0-0	2	4	6	1	6	0	0	0	2	23
02	Mason, Nate	g	4-10	1-3	3-7	0	1	1	0	12	2	0	0	1	26
11	Morris, Carlos	g	3-7	0-1	0-2	0	1	1	4	6	1	1	0	1	18
41	Diedhiou, Gaston	g	0-0	0-0	0-0	1	0	1	0	0	0	0	0	0	6
55	Eliason, Elliott	g	0-0	0-0	2-2	2	3	5	3	2	0	1	1	0	17
Team						3	1	4							
Totals			23-57	6-19	12-19	12	18	30	21	64	7	6	4	9	200

FG % 1st Half: 10-30 33.3% 2nd half: 13-27 48.1% Game: 23-57 40.4%
 3FG % 1st Half: 2-11 18.2% 2nd half: 4-8 50.0% Game: 6-19 31.6%
 FT % 1st Half: 1-6 16.7% 2nd half: 11-13 84.6% Game: 12-19 63.2%

Iowa 59 • 15-9, 6-5

##	Player	Total		3-Ptr		Rebounds			PF	TP	A	TO	Blk	Stl	Min
		FG-FGA	FG-FGA	FT-FTA	Off	Def	Tot								
20	Uthoff, Jarrod	f	5-12	1-3	6-7	0	7	7	1	17	2	1	2	1	33
30	White, Aaron	f	5-10	0-1	3-3	2	6	8	1	13	1	3	1	0	34
34	Woodbury, Adam	c	2-3	0-0	0-2	0	3	3	5	4	2	2	0	0	22
03	Jok, Peter	g	5-10	2-5	4-4	2	2	4	3	16	1	3	0	0	31
10	Gesell, Mike	g	0-4	0-1	0-0	0	3	3	2	0	4	3	0	1	30
00	Olaseni, Gabriel	g	1-2	0-0	0-0	2	2	4	3	2	1	1	3	0	17
02	Oglesby, Josh	g	0-0	0-0	0-0	0	0	0	0	0	1	1	0	0	11
05	Clemmons, Anthony	g	2-4	1-2	0-0	1	1	2	2	5	2	1	0	0	14
25	Uhl, Dom	g	1-4	0-2	0-0	1	2	3	0	2	0	0	0	0	8
Team						3	1	4							
Totals			21-49	4-14	13-16	11	27	38	17	59	14	16	6	2	200

FG % 1st Half: 8-23 34.8% 2nd half: 13-26 50.0% Game: 21-49 42.9%
 3FG % 1st Half: 1-5 20.0% 2nd half: 3-9 33.3% Game: 4-14 28.6%
 FT % 1st Half: 2-2 100.0% 2nd half: 11-14 78.6% Game: 13-16 81.3%

Officials: Gene Steratore, Mike Eades, Pat Driscoll
 Technical fouls: Minnesota-None. Iowa-None.
 Attendance: 13756
 Fouled Out - Iowa: Woodbury (00:27)

Score by periods	1st	2nd	Total
Minnesota	23	41	64
Iowa	19	40	59

Last FG - MINN 2nd-02:48, IOWA 2nd-00:56.
 Largest lead - MINN by 11 2nd-03:34, IOWA by 4 1st-13:05.

Points	In	Off	2nd	Fast	Bench
MINN	Paint	T/O	Chance	Break	
MINN	24	19	10	4	20
IOWA	18	4	12	6	9

Score tied - 4 times.
 Lead changed - 7 times.

Minnesota 71 • 16-10, 5-8, B1G

##	Player	Total		3-Ptr		Rebounds			PF	TP	A	TO	Blk	Stl	Min
		FG-FGA	FG-FGA	FT-FTA	Off	Def	Tot								
23	Buggs, Charles	f	2-4	1-3	1-2	2	3	5	3	6	0	1	0	0	24
24	King, Joey	f	5-10	2-5	0-0	0	0	0	1	12	0	0	0	0	31
15	Walker, Maurice	c	4-6	0-0	0-0	0	1	1	2	12	0	2	2	3	28
01	Hollins, Andre	g	7-14	2-6	7-9	0	1	1	1	23	2	1	1	1	36
04	Mathieu, DeAndre	g	6-11	0-4	0-0	0	2	2	3	12	3	0	0	1	25
02	Mason, Nate	g	1-6	1-2	0-0	1	1	2	1	3	1	2	0	0	28
11	Morris, Carlos	g	1-1	0-0	0-0	0	1	1	2	2	0	1	0	0	14
21	Konate, Bakary	g	0-0	0-0	0-0	0	0	0	0	0	0	0	0	0	1
41	Diedhiou, Gaston	g	0-0	0-0	0-0	0	0	0	0	0	0	0	0	0	2
55	Eliason, Elliott	g	0-1	0-0	1-2	1	2	3	0	1	1	1	0	0	11
Team						1	0	1							
Totals			26-53	6-20	13-17	5	11	16	14	71	7	9	3	5	200

FG % 1st Half: 15-28 53.6% 2nd half: 11-25 44.0% Game: 26-53 49.1%
 3FG % 1st Half: 4-9 44.4% 2nd half: 2-11 18.2% Game: 6-20 30.0%
 FT % 1st Half: 4-7 57.1% 2nd half: 9-10 90.0% Game: 13-17 76.5%

Indiana 90 • 18-8, 8-5 B1G

##	Player	Total		3-Ptr		Rebounds			PF	TP	A	TO	Blk	Stl	Min
		FG-FGA	FG-FGA	FT-FTA	Off	Def	Tot								
05	Williams, Troy	f	8-10	2-2	1-1	3	6	9	3	19	2	5	1	1	29
30	Hartman, Collin	f	2-2	2-2	0-0	0	0	0	3	6	0	0	0	0	14
01	Blackmon Jr., James	g	9-14	6-10	0-0	0	7	7	0	24	2	0	0	0	34
04	Johnson, Robert	g	6-10	5-8	2-2	1	2	3	2	19	4	6	0	2	30
11	Ferrell, Kevin (Yogi)	g	3-11	1-6	0-0	1	2	3	0	7	11	4	0	2	36
02	Zeisloff, Nick	g	2-4	2-4	2-2	1	3	4	0	8	1	0	0	0	11
03	Hoetzel, Max	g	0-0	0-0	0-0	0	0	0	0	0	1	0	0	0	4
12	Mosquera-Pereira, H.	g	1-1	0-0	1-2	1	1	2	2	3	0	1	0	0	14
20	Fuchs, Jordan	g	0-0	0-0	0-0	0	0	0	0	1	0	0	0	0	2
22	Robinson, Stanford	g	0-1	0-0	0-0	1	1	2	2	0	1	0	0	0	15
25	Holt, Emmitt	g	1-1	0-0	2-2	1	2	3	4	1	1	0	0	0	11
Team						1	1	2							
Totals			32-54	18-32	8-9	10	25	35	16	90	23	18	1	5	200

FG % 1st Half: 16-29 55.2% 2nd half: 16-25 64.0% Game: 32-54 59.3%
 3FG % 1st Half: 8-17 47.1% 2nd half: 10-15 66.7% Game: 18-32 56.3%
 FT % 1st Half: 4-5 80.0% 2nd half: 4-4 100.0% Game: 8-9 88.9%

Officials: Glenn Mayborg, John Higgins, Eric Curry
 Technical fouls: Minnesota-None. Indiana-None.
 Attendance: 17472

Score by periods	1st	2nd	Total
Minnesota	38	33	71
Indiana	44	46	90

Last FG - MINN 2nd-00:54, IND 2nd-00:22.
 Largest lead - MINN by 8 1st-14:10, IND by 19 2nd-00:22.
 MINN led for 11:14. IND led for 27:49. Game was tied for 00:57.

Score tied - 3 times.
 Lead changed - 5 times.

Points	In	Off	2nd	Fast	Bench
MINN	Paint	T/O	Chance	Break	
MINN	30	16	4	11	6
IND	20	11	11	13	15

NORTHWESTERN 76, MINNESOTA 66

WILLIAMS ARENA — FEB. 18, 2015

Northwestern 12-14, 3-10

No Name	Total		3-Pt		Rebounds			PF	TP	A	TO	Blk	S	MIN				
	FG FGA	FG FGA	FT FTA	Off	Def	Tot												
20 Lindsey, Scottie	g	4	8	2	3	0	0	1	1	2	2	10	1	0	2	23		
34 Lumpkin, Sanjay	g	0	1	0	1	0	0	0	2	2	3	0	1	2	0	15		
22 Olah, Alex	c	3	9	1	2	4	5	1	7	8	4	11	1	3	2	32		
14 Demps, Tre	g	4	11	2	7	1	2	0	5	5	2	11	7	1	0	33		
30 McIntosh, Bryant	g	5	12	4	7	3	4	1	1	2	0	17	6	2	0	35		
03 Sobolewski, Dave	g	0	2	0	2	0	0	0	0	0	0	0	0	0	0	7		
32 Taphom, Nathan	g	4	8	3	5	0	0	1	1	2	0	11	0	2	0	25		
44 Skelly, Gavin	g	1	1	0	0	1	2	2	0	2	3	1	0	3	0	8		
04 Law, Vic	g	3	5	3	5	0	0	1	3	4	1	9	1	0	0	22		
Team						4	1	5			0	0						
Totals			24	55	15	32	9	13	11	21	32	16	72	18	10	5	6	200

Total FG% 1st Half: 12-30 (40.0) 2nd: 12-25 (48.0) OT: 0-0 (0.0) Game: 24-55 (43.6) Deadball Rebounds 1
 3 PT FG% 1st Half: 9-17 (52.9) 2nd: 6-15 (40.0) OT: 0-0 (0.0) Game: 15-32 (46.9)
 FT% 1st Half: 3-4 (75.0) 2nd: 6-9 (66.7) OT: 0-0 (0.0) Game: 9-13 (69.2)

Minnesota 16-11, 5-9

No Name	Total		3-Pt		Rebounds			PF	TP	A	TO	Blk	S	MIN			
	FG FGA	FG FGA	FT FTA	Off	Def	Tot											
24 King, Joey	f	4	8	3	6	1	2	2	3	2	12	1	3	0	1	28	
23 Buggs, Charles	f	3	5	1	2	0	0	1	2	3	2	7	1	0	0	24	
15 Walker, Maurice	f	3	8	0	0	0	0	1	4	5	2	6	1	1	0	1	29
01 Hollins, Andre (0:16)	g	4	11	3	10	1	1	2	2	4	5	12	6	2	0	1	30
04 Mathieu, DeAndre	g	4	11	0													

MINNESOTA 96, MICHIGAN STATE 90 (OT)
EAST LANSING, MICH. (BRESLIN CENTER) — FEB. 26, 2015

#6/5 WISCONSIN 76, MINNESOTA 63
WILLIAMS ARENA — MAR. 5, 2015

Minnesota 96 • 17-12, 6-10

#	Player	Total		3-Ptr	Rebounds			PF	TP	A	TO	Blk	Stl	Min
		FG-FGA	FG-FGA	FT-FTA	Off	Def	Tot							
01	Hollins, Andre	* 5-9	2-4	5-6	0	2	2	4	17	4	1	0	1	30
02	Mason, Nate	* 3-10	1-5	2-4	0	1	1	2	9	5	1	1	2	32
15	Walker, Maurice	* 5-7	0-0	5-6	0	8	8	5	15	0	1	0	0	31
23	Buggs, Charles	* 1-5	0-3	0-0	0	1	1	1	2	1	0	0	0	15
24	King, Joey	* 4-6	1-2	8-8	2	3	5	3	17	2	1	1	0	37
04	Mathieu, DeAndre	2-5	1-1	7-10	0	3	3	2	12	2	1	0	1	28
11	Morris, Carlos	7-10	4-5	2-5	0	4	4	5	20	0	2	0	1	29
21	Konate, Bakary	1-2	0-0	0-0	2	2	4	1	2	2	0	1	1	14
41	Diedhiou, Gaston	1-2	0-1	0-1	0	2	2	0	2	0	0	0	0	9
	Team				3	0	3							
	Totals	29-56	9-21	29-40	7	26	33	23	96	16	7	3	6	225

FG % 1st Half: 14-27 51.9% 2nd half: 13-27 48.1% OT: 2-2 100.0% Game: 29-56 51.8% Deadball
 3FG % 1st Half: 4-11 36.4% 2nd half: 5-10 50.0% OT: 0-0 0.0% Game: 9-21 42.9% Rebounds
 FT % 1st Half: 4-5 80.0% 2nd half: 11-15 73.3% OT: 14-20 70.0% Game: 29-40 72.5%

Michigan State 90 • 19-9, 10-5

#	Player	Total		3-Ptr	Rebounds			PF	TP	A	TO	Blk	Stl	Min
		FG-FGA	FG-FGA	FT-FTA	Off	Def	Tot							
05	Forbes, Bryn	* 1-5	1-3	1-2	2	0	2	3	4	0	0	0	0	13
11	Nairn Jr., Lourawls	* 1-4	0-2	3-4	0	2	2	5	5	8	2	0	0	37
22	Dawson, Branden	* 4-8	0-0	2-2	2	6	8	2	10	1	2	3	1	34
34	Schilling, Gavin	* 2-3	0-0	0-0	2	2	4	4	4	1	0	0	0	15
45	Valentine, Denzel	* 8-14	7-12	4-5	1	6	7	2	27	2	3	1	0	42
00	Clark Jr., Marvin	1-3	1-2	2-2	0	1	1	3	5	0	1	0	0	11
02	Bess, Javon	0-0	0-0	0-0	0	0	0	0	0	0	1	0	0	0
03	Ellis III, Alvin	3-3	1-1	0-0	0	0	0	1	7	0	1	0	0	5
10	Costello, Matt	3-5	0-0	1-1	2	2	4	5	7	2	0	2	2	30
20	Trice, Travis	6-18	3-12	6-13	2	3	5	4	21	10	3	0	1	38
	Team				1	3	4							
	Totals	29-63	13-32	19-29	12	25	37	29	90	24	13	6	4	225

FG % 1st Half: 14-26 53.8% 2nd half: 12-26 46.2% OT: 3-11 27.3% Game: 29-63 46.0% Deadball
 3FG % 1st Half: 7-13 53.8% 2nd half: 5-13 38.5% OT: 1-6 16.7% Game: 13-32 40.6% Rebounds
 FT % 1st Half: 6-7 85.7% 2nd half: 8-13 61.5% OT: 5-9 55.6% Game: 19-29 65.5%

Officials: DJ Carstensen, Mike Eades, Mark Whitehead
 Technical fouls: Minnesota-None. Michigan State-None.
 Attendance: 14797

Score by periods	1st	2nd	OT	Total
Minnesota	36	42	18	96
Michigan State	41	37	12	90

Last FG - MINN OT-00:56, MSU OT-00:07.
 Largest lead - MINN by 8 OT-00:56, MSU by 8 1st-08:37.

	In	Off	2nd	Fast	Points
	Paint	T/O	Chance	Break	Break
MINN	32	13	2	12	36
MSU	28	11	10	18	40

Score tied - 10 times.
 Lead changed - 10 times.

Wisconsin 17-3, 15-2

No Name	Total		3-Pt	FT	FTA	Rebounds			PF	TP	A	TO	Blk	S	MIN	
	FG	FGA	FG			FGA	OF	DF								TOT
15 Dekker, Sam	7	14	1	3	5	6	3	3	6	3	20	0	0	0	32	
10 Hayes, Nigel	4	12	2	5	2	2	1	8	9	2	12	3	2	0	38	
44 Kaminsky, Frank	10	15	2	4	3	4	0	6	6	2	25	7	2	1	40-	
21 Gasser, Josh	3	3	2	2	0	0	0	4	4	2	8	5	0	2	1	38
24 Koenig, Bronson	3	8	2	4	0	0	3	0	3	0	8	1	3	1	0	37
13 Dukan, Duje	1	2	1	2	0	0	0	0	0	1	3	2	2	1	0	10
03 Showalter, Zak	0	2	0	0	0	0	1	0	1	0	0	0	0	0	0	5
90 Brown, Vitto	0	0	0	0	0	0	1	0	0	1	0	0	0	0	0	0+
Team							1	3	4							
Totals	28	56	10	20	10	12	9	24	33	11	76	18	9	5	3	200

Total FG% 1st Half: 17-27 (63.0) 2nd: 11-29 (37.9) OT: 0-0 (0.0) Game: 28-56 (50.0) Deadball
 3 PT FG% 1st Half: 7-10 (70.0) 2nd: 3-10 (30.0) OT: 0-0 (0.0) Game: 10-20 (50.0) Rebounds
 FT% 1st Half: 3-3 (100.0) 2nd: 7-9 (77.8) OT: 0-0 (0.0) Game: 10-12 (83.3)

Minnesota 17-13, 6-11

No Name	Total		3-Pt	FT	FTA	Rebounds			PF	TP	A	TO	Blk	S	MIN		
	FG	FGA	FG			FGA	OF	DF								TOT	
23 Buggs, Charles	f	1	4	0	2	0	0	0	0	1	2	0	0	0	1	11	
24 King, Joey	f	2	4	1	2	2	2	2	3	5	2	7	0	0	1	33	
15 Walker, Maurice	f	3	7	0	0	1	2	6	5	11	3	7	0	1	1	23	
01 Hollins, Andre	g	2	9	1	2	0	0	0	0	3	3	2	5	4	0	0	27
02 Mason, Nate	g	6	12	3	5	0	0	0	0	3	3	1	15	3	2	0	32
11 Morris, Carlos	4	14	0	3	3	3	1	3	4	4	11	3	3	0	1	29	
04 Mathieu, DeAndre	4	8	1	2	0	0	0	0	0	0	1	9	2	0	0	1	21
21 Konate, Bakary	3	3	0	0	1	2	1	3	4	1	7	0	1	1	1	17	
41 Diedhiou, Gaston	0	0	0	0	0	0	0	1	1	1	0	0	0	0	0	7	
Team							2	0	2								
Totals	25	61	6	16	7	9	12	21	33	16	63	12	8	3	5	200	

Total FG% 1st Half: 14-33 (42.4) 2nd: 11-28 (39.3) OT: 0-0 (0.0) Game: 25-61 (41.0) Deadball
 3 PT FG% 1st Half: 3-8 (37.5) 2nd: 3-8 (37.5) OT: 0-0 (0.0) Game: 6-16 (37.5) Rebounds
 FT% 1st Half: 3-4 (75.0) 2nd: 4-5 (80.0) OT: 0-0 (0.0) Game: 7-9 (77.8)

Officials: Brian Dorsey, Paul Szcel, John Gaffney
 Technicals: Wisconsin -None Minnesota -None
 Attendance: 14,625

Scoring By Periods	1	2	Total
Wisconsin	44	32	76
Minnesota	34	29	63

Other Stats	MINN	WIS	
Biggest Lead (first time - number of times)	0	20 (P-1 6:28 - 1)	Number Of Ties 0
Shots In The Paint	15/29 = 52 Pts	15/30 = 50 Pts	Number Of Lead Changes 0
Points Off Turnovers	10	12	
Points Off Offensive Rebounds	10	7	
Fast Break Points	14	0	
1st Shot of Bonus FT	1/1	1/2	
Longest FG Drought (Period-Times)	4:00 (P-1 20:00-16:00)	4:26 (P-2 16:04-11:38)	
Bench Points	27	3	

Minnesota Basketball

2014-15 Game by Game Summary as of Thu, Mar 05, 2015

* Conference Games

Opponent	Date	Total		3 Pt		FT-FTA		Rebounds			PF DQ		A TO BLK STL				Pts By Period	
		FG-FGA	Pct	FG-FGA	Pct	FT-FTA	Pct	Off	Def	Tot	PF	DQ	A	TO	BLK	STL		
Minnesota	Nov 14	22-55	0.400	4-18	0.222	20-33	0.606	9	26	35	32	0	12	18	0	6	68	30-38
Louisville		23-50	0.460	6-16	0.375	29-42	0.690	8	29	37	28	1	11	15	1	11	81	43-38
at Minnesota	Nov 18	29-67	0.433	8-22	0.364	10-19	0.526	9	32	41	17	0	19	11	5	17	76	46-30
Western Ky.		18-57	0.316	8-28	0.286	10-12	0.833	8	34	42	20	1	14	25	2	4	54	28-26
at Minnesota	Nov 20	42-72	0.583	11-15	0.733	14-24	0.583	18	28	46	15	0	28	11	3	15	109	55-54
Franklin Pierce		21-65	0.323	7-27	0.259	8-12	0.667	19	18	37	19	-	13	24	3	8	57	31-26
at Minnesota	Nov 22	28-70	0.400	6-23	0.261	7-14	0.500	19	24	43	21	0	22	8	6	13	69	32-37
UMBC		17-45	0.378	6-15	0.400	11-22	0.500	12	28	40	19	-	15	23	6	1	51	26-25
Minnesota	Nov 26	23-64	0.359	6-19	0.316	9-16	0.562	13	26	39	24	0	12	20	7	7	61	40-21
at St. John's (N.Y.)		23-58	0.397	2-13	0.154	22-37	0.595	18	33	51	17	1	9	18	6	16	70	31-39
Minnesota	Nov 28	22-52	0.423	10-22	0.455	12-23	0.522	11	19	30	21	1	15	13	3	8	66	37-29
Georgia		22-48	0.458	3-14	0.214	15-21	0.714	10	27	37	22	1	14	18	3	6	62	25-37
Minnesota	Dec 02	30-61	0.492	12-24	0.500	12-14	0.857	10	27	37	22	0	18	20	3	14	84	32-52
at Wake Forest		22-54	0.407	7-19	0.368	18-31	0.581	10	21	31	15	-	9	18	2	13	69	31-38
at Minnesota	Dec 05	31-54	0.574	7-16	0.438	15-23	0.652	9	17	26	15	0	23	14	3	12	84	39-45
Western Caro.		26-56	0.464	8-22	0.364	4-5	0.800	14	20	34	23	-	16	24	3	9	64	38-26
at Minnesota	Dec 08	36-60	0.600	7-14	0.500	13-17	0.765	6	23	29	23	0	25	12	6	14	92	43-49
North Dakota		18-51	0.353	6-16	0.375	14-22	0.636	12	21	33	22	-	13	25	3	3	56	26-30
at Minnesota	Dec 10	29-53	0.547	7-13	0.538	20-29	0.690	9	28	37	15	0	23	16	6	11	85	46-39
Southern U.		24-60	0.400	5-14	0.357	4-10	0.400	12	21	33	26	-	19	20	2	10	57	23-34
at Minnesota	Dec 19	33-60	0.550	9-25	0.360	17-23	0.739	10	26	36	21	1	24	11	6	16	92	43-49
Seattle		18-49	0.367	5-19	0.263	16-23	0.696	10	20	30	20	-	11	21	2	3	57	21-36
at Minnesota	Dec 22	32-61	0.525	6-19	0.316	16-26	0.615	15	23	38	12	0	17	14	4	15	86	40-46
Furman		28-59	0.475	12-26	0.462	8-11	0.727	10	21	31	22	-	16	19	6	10	76	33-43
at Minnesota	Dec 27	40-67	0.597	10-16	0.625	18-21	0.857	8	19	27	15	0	25	8	4	13	108	54-54
UNC Wilmington		31-66	0.470	10-24	0.417	10-12	0.833	17	22	39	18	-	19	20	7	5	82	38-44
Minnesota	Dec 31	23-53	0.434	8-16	0.500	14-20	0.700	11	20	31	22	0	15	13	3	6	68	36-32
at Purdue*		23-52	0.442	4-11	0.364	22-27	0.815	11	21	32	17	-	20	12	3	3	72	25-47
Minnesota	Jan 03	22-65	0.338	3-22	0.136	11-21	0.524	15	20	35	19	1	5	12	4	9	58	33-25
at Maryland*		21-50	0.420	8-26	0.308	20-28	0.714	12	32	44	16	-	13	19	9	7	70	36-34
at Minnesota	Jan 06	27-60	0.450	7-19	0.368	11-15	0.733	12	23	35	13	0	14	14	2	11	72	29-37-6
Ohio State*		31-61	0.508	6-16	0.375	6-12	0.500	12	22	34	18	-	23	14	8	10	74	41-25-8
Minnesota	Jan 10	19-49	0.388	8-22	0.364	11-20	0.550	15	22	37	15	0	10	17	1	6	57	27-30
at Michigan*		21-52	0.404	4-18	0.222	16-20	0.800	10	21	31	14	-	9	9	2	9	62	25-37
at Minnesota	Jan 13	27-59	0.458	9-25	0.360	12-16	0.750	14	16	30	19	0	14	9	1	6	75	27-48
Iowa*		25-48	0.521	8-16	0.500	19-27	0.704	13	20	33	17	-	16	14	9	7	77	38-39
at Minnesota	Jan 17	34-66	0.515	10-28	0.357	11-17	0.647	10	18	28	20	0	19	8	3	11	89	42-47
Rutgers*		30-59	0.508	4-12	0.333	16-20	0.800	14	25	39	17	-	14	19	2	6	80	37-43
Minnesota	Jan 20	16-52	0.308	8-20	0.400	9-19	0.474	9	27	36	22	0	9	16	2	9	49	25-24
at Nebraska*		17-42	0.405	4-19	0.211	14-21	0.667	3	34	37	21	-	12	15	1	6	52	24-28
at Minnesota	Jan 24	24-51	0.471	9-20	0.450	22-29	0.759	14	24	38	18	0	18	13	2	6	79	33-46
Illinois*		23-61	0.377	11-24	0.458	14-16	0.875	15	15	30	21	-	12	10	4	8	71	30-41
Minnesota	Jan 28	23-59	0.390	6-22	0.273	6-8	0.750	9	19	28	18	0	13	15	4	8	58	23-35
at Penn State*		21-50	0.420	5-14	0.357	16-21	0.762	11	25	36	12	-	14	16	9	10	63	33-30
at Minnesota	Jan 31	21-48	0.438	4-13	0.308	14-17	0.824	7	20	27	12	0	13	12	6	10	60	23-37
Nebraska*		17-46	0.370	4-20	0.200	4-5	0.800	9	21	30	16	-	14	20	5	5	42	16-26
at Minnesota	Feb 07	21-53	0.396	7-15	0.467	13-20	0.650	6	22	28	13	0	14	8	2	17	62	27-35
Purdue*		22-51	0.431	11-26	0.423	3-5	0.600	9	31	40	18	-	16	23	7	3	58	31-27
Minnesota	Feb 12	23-57	0.404	6-19	0.316	12-19	0.632	12	18	30	21	0	7	6	4	9	64	23-41
at Iowa*		21-49	0.429	4-14	0.286	13-16	0.812	11	27	38	17	-	14	16	6	2	59	19-40
Minnesota	Feb 15	26-53	0.491	6-20	0.300	13-17	0.765	5	11	16	14	0	7	9	3	5	71	38-33
at Indiana*		32-54	0.593	18-32	0.562	8-9	0.889	10	25	35	16	-	23	18	1	5	90	44-46
at Minnesota	Feb 18	25-58	0.431	9-25	0.360	7-8	0.875	12	23	35	15	1	17	10	0	5	66	36-30
Northwestern*		24-55	0.436	15-32	0.469	9-13	0.692	11	21	32	16	-	18	10	5	6	72	36-36
Minnesota	Feb 21	25-54	0.463	3-9	0.333	0-1	0.000	7	22	29	17	0	7	11	2	4	53	27-26
at Wisconsin*		23-49	0.469	6-17	0.353	11-14	0.786	5	22	27	7	-	11	8	9	2	63	35-28
Minnesota	Feb 26	29-56	0.518	9-21	0.429	29-40	0.725	7	26	33	23	2	16	7	3	6	96	36-42-18
at Michigan State*		29-63	0.460	13-32	0.406	19-29	0.655	12	25	37	29	1	24	13	6	4	90	41-37-12
at Minnesota	Mar 05	25-61	0.410	6-16	0.375	7-9	0.778	12	21	33	16	0	12	8	3	5	63	34-29
Wisconsin*		28-56	0.500	10-20	0.500	10-12	0.833	9	24	33	11	-	18	9	5	3	76	44-32

Minnesota Basketball
2014-15 Team Highs & Lows as of Thu, Mar 05, 2015
All Games

Minnesota

Statistic	Highs	Date	Opponent	Statistic	Lows	Date	Opponent
Points	109	Nov 20	Franklin Pierce	Points	49	Jan 20	at Nebraska
FG Made	42	Nov 20	Franklin Pierce	FG Made	16	Jan 20	at Nebraska
FG Attempt	72	Nov 20	Franklin Pierce	FG Attempt	48	Jan 31	Nebraska
FG %	0.600	Dec 08	North Dakota (36-60)	FG %	0.308	Jan 20	at Nebraska (16-52)
3FG Made	12	Dec 02	at Wake Forest	3FG Made	3	Jan 03	at Maryland
3FG Att.	28	Jan 17	Rutgers			Feb 21	at Wisconsin
3FG %	0.733	Nov 20	Franklin Pierce (11-15)	3FG Att.	9	Feb 21	at Wisconsin
FT Made	29	Feb 26	at Michigan State	3FG %	0.136	Jan 03	at Maryland (3-22)
FT Attempt	40	Feb 26	at Michigan State	FT Made	0	Feb 21	at Wisconsin
FT %	0.875	Feb 18	Northwestern (7-8)	FT Attempt	1	Feb 21	at Wisconsin
Off. Reb.	19	Nov 22	UMBC	FT %	0.000	Feb 21	at Wisconsin (0-1)
Def. Reb.	32	Nov 18	Western Ky.	Off. Reb.	5	Feb 15	at Indiana
Tot. Reb.	46	Nov 20	Franklin Pierce	Def. Reb.	11	Feb 15	at Indiana
Assist	28	Nov 20	Franklin Pierce	Tot. Reb.	16	Feb 15	at Indiana
Turnover	20	Nov 26	at St. John's (N.Y.)	Assist	5	Jan 03	at Maryland
		Dec 02	at Wake Forest	Turnover	6	Feb 12	at Iowa
Block	7	Nov 26	at St. John's (N.Y.)	Block	0	Nov 14	vs Louisville
Steal	17	Nov 18	Western Ky.			Feb 18	Northwestern
		Feb 07	Purdue	Steal	4	Feb 21	at Wisconsin
Foul	32	Nov 14	vs Louisville	Foul	12	Dec 22	Furman
Foul Out	2	Feb 26	at Michigan State			Jan 31	Nebraska
				Foul Out	0	Nov 14	vs Louisville
						Nov 18	Western Ky. (25 times total)

Opponents

Statistic	Highs	Date	Opponent	Statistic	Lows	Date	Opponent
Points	90	Feb 15	at Indiana	Points	42	Jan 31	Nebraska
		Feb 26	at Michigan State	FG Made	17	Nov 22	UMBC
FG Made	32	Feb 15	at Indiana			Jan 20	at Nebraska (3 times total)
FG Attempt	66	Dec 27	UNC Wilmington	FG Attempt	42	Jan 20	at Nebraska
FG %	0.593	Feb 15	at Indiana (32-54)	FG %	0.316	Nov 18	Western Ky. (18-57)
3FG Made	18	Feb 15	at Indiana	3FG Made	2	Nov 26	at St. John's (N.Y.)
3FG Att.	32	Feb 15	at Indiana	3FG Att.	11	Dec 31	at Purdue
		Feb 18	Northwestern	3FG %	0.154	Nov 26	at St. John's (N.Y.) (2-13)
		Feb 26	at Michigan State	FT Made	3	Feb 07	Purdue
3FG %	0.562	Feb 15	at Indiana (18-32)	FT Attempt	5	Dec 05	Western Caro.
FT Made	29	Nov 14	vs Louisville			Jan 31	Nebraska (3 times total)
FT Attempt	42	Nov 14	vs Louisville	FT %	0.400	Dec 10	Southern U. (4-10)
FT %	0.889	Feb 15	at Indiana (8-9)	Off. Reb.	3	Jan 20	at Nebraska
Off. Reb.	19	Nov 20	Franklin Pierce	Def. Reb.	15	Jan 24	Illinois
Def. Reb.	34	Nov 18	Western Ky.	Tot. Reb.	27	Feb 21	at Wisconsin
		Jan 20	at Nebraska	Assist	9	Nov 26	at St. John's (N.Y.)
Tot. Reb.	51	Nov 26	at St. John's (N.Y.)			Dec 02	at Wake Forest (3 times total)
Assist	24	Feb 26	at Michigan State	Turnover	8	Feb 21	at Wisconsin
Turnover	25	Nov 18	Western Ky.	Block	1	Nov 14	vs Louisville
		Dec 08	North Dakota			Jan 20	at Nebraska (3 times total)
Block	9	Jan 03	at Maryland	Steal	1	Nov 22	UMBC
		Jan 13	Iowa	Foul	7	Feb 21	at Wisconsin
		Jan 28	at Penn State (4 times total)	Foul Out	-		
Steal	16	Nov 26	at St. John's (N.Y.)				
Foul	29	Feb 26	at Michigan State				
Foul Out	1	Nov 14	vs Louisville				
		Nov 18	Western Ky.				
		Nov 26	at St. John's (N.Y.) (5 times total)				

Minnesota Basketball
2014-15 Individual Highs as of Thu, Mar 05, 2015
All Games

Minnesota

Statistic	Player	Date	Opponent
Points	31	Hollins, Andre	Jan 17 Rutgers (11-18,7-10,2-2)
	28	Hollins, Andre	Jan 24 Illinois (10-15,5-7,3-6)
	27	Hollins, Andre	Dec 02 at Wake Forest (8-14,7-10,4-4)
FG Made	11	Hollins, Andre	Jan 17 Rutgers (11-18)
	10	Hollins, Andre	Jan 24 Illinois (10-15)
	9	Walker, Maurice	Dec 08 North Dakota (9-11) (& 1 other)
FG Attempt	21	Morris, Carlos	Jan 03 at Maryland (7-21)
	18	Hollins, Andre	Jan 17 Rutgers (11-18)
	16	Hollins, Andre	Jan 20 at Nebraska (6-16)
FG % (min 5 FG)	1.000	Walker, Maurice	Dec 19 Seattle (6-6)
	0.833	Buggs, Charles	Dec 27 UNC Wilmington (5-6)
	0.818	Walker, Maurice	Dec 08 North Dakota (9-11) (& 1 other)
3FG Made	7	Hollins, Andre	Dec 02 at Wake Forest (7-10)
	7	Hollins, Andre	Jan 17 Rutgers (7-10)
	5	Hollins, Andre	Dec 10 Southern U. (5-7) (& 1 other)
3FG Att.	11	Hollins, Andre	Jan 10 at Michigan (3-11)
	10	Hollins, Andre	Dec 02 at Wake Forest (7-10)
	10	Morris, Carlos	Jan 03 at Maryland (2-10) (& 2 others)
3FG % (min 3 FG)	1.000	Hollins, Andre	Nov 20 Franklin Pierce (4-4)
	1.000	Mason, Nate	Nov 20 Franklin Pierce (3-3)
	1.000	Buggs, Charles	Nov 28 vs Georgia (3-3) (& 2 others)
FT Made	8	King, Joey	Feb 26 at Michigan State (8-8)
	7	Morris, Carlos	Dec 27 UNC Wilmington (7-7)
	7	Hollins, Andre	Jan 10 at Michigan (7-8) (& 3 others)
FT Attempt	10	Mason, Nate	Nov 14 vs Louisville (6-10)
	10	Mathieu, DeAndre	Feb 26 at Michigan State (7-10)
	9	Buggs, Charles	Jan 03 at Maryland (5-9) (& 2 others)
FT % (min 3 FT)	1.000	King, Joey	Feb 26 at Michigan State (8-8)
	1.000	Morris, Carlos	Dec 27 UNC Wilmington (7-7)
	1.000	Mason, Nate	Nov 26 at St. John's (N.Y.) (5-5) (& 15 others)
Off. Reb.	6	Walker, Maurice	Jan 03 at Maryland
	6	Walker, Maurice	Mar 05 Wisconsin
	5	Walker, Maurice	Jan 06 Ohio State (& 2 others)
Def. Reb	8	Hollins, Andre	Jan 20 at Nebraska
	8	Walker, Maurice	Jan 24 Illinois
	8	Walker, Maurice	Feb 26 at Michigan State
Tot. Reb.	13	Walker, Maurice	Jan 24 Illinois (5+8)
	11	Hollins, Andre	Jan 20 at Nebraska (3+8)
	11	Walker, Maurice	Mar 05 Wisconsin (6+5)
Assist	11	Mathieu, DeAndre	Dec 27 UNC Wilmington
	10	Mathieu, DeAndre	Dec 08 North Dakota
	9	Mathieu, DeAndre	Dec 19 Seattle
Turnover	7	Hollins, Andre	Nov 26 at St. John's (N.Y.)
	6	Morris, Carlos	Dec 02 at Wake Forest
	5	Walker, Maurice	Nov 28 vs Georgia (& 6 others)
Block	5	Walker, Maurice	Nov 22 UMBC
	3	Walker, Maurice	Dec 02 at Wake Forest
	3	Walker, Maurice	Dec 08 North Dakota (& 1 other)
Steal	8	Morris, Carlos	Dec 02 at Wake Forest
	6	Mason, Nate	Dec 08 North Dakota
	6	Mathieu, DeAndre	Dec 19 Seattle (& 1 other)
Minutes	40	Hollins, Andre	Jan 06 Ohio State
	39	King, Joey	Jan 06 Ohio State
	38	Hollins, Andre	Jan 10 at Michigan

Minnesota Basketball
2014-15 Individual Highs as of Thu, Mar 05, 2015
All Games
Opponents

Statistic	Player	Date	Opponent
Points	30	HARRELL, Montrezl	Nov 14 vs Louisville (9-12,3-4,9-10)
	27	Russell, D'Angelo	Jan 06 Ohio State (10-17,5-6,2-2)
	27	Valentine, Denzel	Feb 26 at Michigan State (8-14,7-12,4-5)
FG Made	10	Russell, D'Angelo	Jan 06 Ohio State (10-17)
	10	Kaminsky, Frank	Mar 05 Wisconsin (10-15)
	9	HARRELL, Montrezl	Nov 14 vs Louisville (9-12) (& 4 others)
FG Attempt	22	Rodgers, Adrian	Dec 10 Southern U. (9-22)
	18	Jackson, Freddie	Dec 27 UNC Wilmington (8-18)
	18	Jack, Kadeem	Jan 17 Rutgers (8-18) (& 1 other)
FG % (min 5 FG)	0.833	Daniel Fowler,	Dec 22 Furman (5-6)
	0.800	Williams, Troy	Feb 15 at Indiana (8-10)
	0.750	HARRELL, Montrezl	Nov 14 vs Louisville (9-12) (& 1 other)
3FG Made	7	Valentine, Denzel	Feb 26 at Michigan State (7-12)
	6	Blackmon Jr., James	Feb 15 at Indiana (6-10)
	5	Stephen Croone,	Dec 22 Furman (5-9) (& 2 others)
3FG Att.	12	Trice, Travis	Feb 26 at Michigan State (3-12)
	12	Valentine, Denzel	Feb 26 at Michigan State (7-12)
	10	Blackmon Jr., James	Feb 15 at Indiana (6-10)
3FG % (min 3 FG)	1.000	Daniel Fowler,	Dec 22 Furman (3-3)
	0.833	Russell, D'Angelo	Jan 06 Ohio State (5-6)
	0.800	Octeus, Jon	Feb 07 Purdue (4-5)
FT Made	10	Davis, Rapheal	Dec 31 at Purdue (10-10)
	9	HARRELL, Montrezl	Nov 14 vs Louisville (9-10)
	9	Trimble, Melo	Jan 03 at Maryland (9-13)
FT Attempt	14	JORDAN, RYSHEED	Nov 26 at St. John's (N.Y.) (8-14)
	13	Trimble, Melo	Jan 03 at Maryland (9-13)
	13	Trice, Travis	Feb 26 at Michigan State (6-13)
FT % (min 3 FT)	1.000	Davis, Rapheal	Dec 31 at Purdue (10-10)
	1.000	Uthoff, Jarrod	Jan 13 Iowa (6-6)
	1.000	Parker, Benny	Jan 20 at Nebraska (6-6) (& 12 others)
Off. Reb.	5	Snow, Frank	Dec 10 Southern U.
	5	Gettys, C.J.	Dec 27 UNC Wilmington
	5	Williams, Cedrick	Dec 27 UNC Wilmington (& 1 other)
Def. Reb	10	Pitchford, Walter	Jan 20 at Nebraska
	9	Newbill, D.J.	Jan 28 at Penn State
	8	POINTER, SIR'DOMINIC	Nov 26 at St. John's (N.Y.) (& 2 others)
Tot. Reb.	12	Dodd, Damonte	Jan 03 at Maryland (4+8)
	11	POINTER, SIR'DOMINIC	Nov 26 at St. John's (N.Y.) (3+8)
	11	Pitchford, Walter	Jan 20 at Nebraska (1+10) (& 1 other)
Assist	11	Ferrell, Kevin (Yogi)	Feb 15 at Indiana
	10	Scott, Shannon	Jan 06 Ohio State
	10	Trice, Travis	Feb 26 at Michigan State
Turnover	7	Price, T.J.	Nov 18 Western Ky.
	7	Donte Gittens,	Nov 20 Franklin Pierce
	7	Hooker, Quinton	Dec 08 North Dakota (& 1 other)
Block	5	Williams, Amir	Jan 06 Ohio State
	5	Hammons, A.J.	Feb 07 Purdue
	4	Uthoff, Jarrod	Jan 13 Iowa (& 1 other)
Steal	6	HARRISON, D'ANGELO	Nov 26 at St. John's (N.Y.)
	5	Donte Gittens,	Nov 20 Franklin Pierce
	5	POINTER, SIR'DOMINIC	Nov 26 at St. John's (N.Y.)
Minutes	44	Scott, Shannon	Jan 06 Ohio State
	43	Russell, D'Angelo	Jan 06 Ohio State
	41	Valentine, Denzel	Feb 26 at Michigan State

Minnesota Basketball

2014-15 Team Leaders as of Thu, Mar 05, 2015

All Games

Includes 30 Games Played

Points (by total)	#	GP	Avg	Starts	#	Games Played	#	Minutes Played	#	GP	Avg
01 Hollins, Andre	430	30	14.3	01 Hollins, Andre	30	15 Walker, Maurice	30	01 Hollins, Andre	921	30	30.7
15 Walker, Maurice	346	30	11.5	24 King, Joey	30	01 Hollins, Andre	30	04 Mathieu, DeAndre	860	30	28.7
11 Morris, Carlos	339	30	11.3	15 Walker, Maurice	29	04 Mathieu, DeAndre	30	24 King, Joey	860	30	28.7
02 Mason, Nate	292	30	9.7	04 Mathieu, DeAndre	24	23 Buggs, Charles	30	11 Morris, Carlos	778	30	25.9
24 King, Joey	270	30	9.0	11 Morris, Carlos	23	24 King, Joey	30	02 Mason, Nate	767	30	25.6
04 Mathieu, DeAndre	256	30	8.5	23 Buggs, Charles	7	02 Mason, Nate	30	15 Walker, Maurice	721	30	24.0
23 Buggs, Charles	112	30	3.7	02 Mason, Nate	6	11 Morris, Carlos	30	23 Buggs, Charles	399	30	13.3
55 Eliason, Elliott	90	28	3.2	55 Eliason, Elliott	1	55 Eliason, Elliott	28	55 Eliason, Elliott	333	28	11.9
21 Konate, Bakary	48	22	2.2	05 McNeil, Daquein	0	21 Konate, Bakary	22	21 Konate, Bakary	193	22	8.8
05 McNeil, Daquein	13	4	3.2	13 Martin, Josh	0	12 Shell, Kendal	13	05 McNeil, Daquein	75	4	18.8
12 Shell, Kendal	11	13	0.8	21 Konate, Bakary	0	41 Diedhiou, Gaston	10	41 Diedhiou, Gaston	52	10	5.2
13 Martin, Josh	9	7	1.3	12 Shell, Kendal	0	13 Martin, Josh	7	12 Shell, Kendal	44	13	3.4
41 Diedhiou, Gaston	4	10	0.4	30 Lukashewich, Mike	0	05 McNeil, Daquein	4	13 Martin, Josh	38	7	5.4
30 Lukashewich, Mike	0	3	0.0	41 Diedhiou, Gaston	0	30 Lukashewich, Mike	3	30 Lukashewich, Mike	9	3	3.0

Field Goals

Percentage	Made	Att	Pct	Made	#	GP	Avg	Attempt	#	GP	Avg
55 Eliason, Elliott	36	57	0.632	01 Hollins, Andre	144	30	4.8	01 Hollins, Andre	333	30	11.1
15 Walker, Maurice	136	236	0.576	15 Walker, Maurice	136	30	4.5	11 Morris, Carlos	276	30	9.2
21 Konate, Bakary	15	30	0.500	11 Morris, Carlos	125	30	4.2	02 Mason, Nate	249	30	8.3
11 Morris, Carlos	125	276	0.453	02 Mason, Nate	102	30	3.4	15 Walker, Maurice	236	30	7.9
23 Buggs, Charles	42	93	0.452	04 Mathieu, DeAndre	98	30	3.3	04 Mathieu, DeAndre	222	30	7.4
24 King, Joey	95	213	0.446	24 King, Joey	95	30	3.2	24 King, Joey	213	30	7.1
04 Mathieu, DeAndre	98	222	0.441	23 Buggs, Charles	42	30	1.4	23 Buggs, Charles	93	30	3.1
01 Hollins, Andre	144	333	0.432	55 Eliason, Elliott	36	28	1.3	55 Eliason, Elliott	57	28	2.0
13 Martin, Josh	3	7	0.429	21 Konate, Bakary	15	22	0.7	21 Konate, Bakary	30	22	1.4
02 Mason, Nate	102	249	0.410	05 McNeil, Daquein	5	4	1.2	05 McNeil, Daquein	19	4	4.8
12 Shell, Kendal	4	10	0.400	12 Shell, Kendal	4	13	0.3	12 Shell, Kendal	10	13	0.8
41 Diedhiou, Gaston	2	5	0.400	13 Martin, Josh	3	7	0.4	13 Martin, Josh	7	7	1.0
05 McNeil, Daquein	5	19	0.263	41 Diedhiou, Gaston	2	10	0.2	41 Diedhiou, Gaston	5	10	0.5
30 Lukashewich, Mike	0	0	0.000	30 Lukashewich, Mike	0	3	0.0	30 Lukashewich, Mike	0	3	0.0

3 Pt. Field Goals

Percentage	Made	Att	Pct	Made	#	GP	Avg	Attempt	#	GP	Avg
01 Hollins, Andre	77	181	0.425	01 Hollins, Andre	77	30	2.6	01 Hollins, Andre	181	30	6.0
02 Mason, Nate	41	98	0.418	24 King, Joey	43	30	1.4	24 King, Joey	115	30	3.8
12 Shell, Kendal	2	5	0.400	02 Mason, Nate	41	30	1.4	02 Mason, Nate	98	30	3.3
24 King, Joey	43	115	0.374	11 Morris, Carlos	30	30	1.0	11 Morris, Carlos	85	30	2.8
11 Morris, Carlos	30	85	0.353	23 Buggs, Charles	14	30	0.5	23 Buggs, Charles	44	30	1.5
04 Mathieu, DeAndre	13	40	0.325	04 Mathieu, DeAndre	13	30	0.4	04 Mathieu, DeAndre	40	30	1.3
23 Buggs, Charles	14	44	0.318	12 Shell, Kendal	2	13	0.2	05 McNeil, Daquein	7	4	1.8
05 McNeil, Daquein	1	7	0.143	05 McNeil, Daquein	1	4	0.2	12 Shell, Kendal	5	13	0.4
13 Martin, Josh	0	1	0.000	15 Walker, Maurice	0	30	0.0	41 Diedhiou, Gaston	2	10	0.2
41 Diedhiou, Gaston	0	2	0.000	55 Eliason, Elliott	0	28	0.0	13 Martin, Josh	1	7	0.1
15 Walker, Maurice	0	0	0.000	13 Martin, Josh	0	7	0.0	15 Walker, Maurice	0	30	0.0
55 Eliason, Elliott	0	0	0.000	21 Konate, Bakary	0	22	0.0	55 Eliason, Elliott	0	28	0.0
21 Konate, Bakary	0	0	0.000	30 Lukashewich, Mike	0	3	0.0	21 Konate, Bakary	0	22	0.0
30 Lukashewich, Mike	0	0	0.000	41 Diedhiou, Gaston	0	10	0.0	30 Lukashewich, Mike	0	3	0.0

Free Throws

Percentage	Made	Att	Pct	Made	#	GP	Avg	Attempt	#	GP	Avg
24 King, Joey	37	45	0.822	15 Walker, Maurice	74	30	2.5	15 Walker, Maurice	99	30	3.3
01 Hollins, Andre	65	86	0.756	01 Hollins, Andre	65	30	2.2	01 Hollins, Andre	86	30	2.9
15 Walker, Maurice	74	99	0.747	11 Morris, Carlos	59	30	2.0	11 Morris, Carlos	85	30	2.8
04 Mathieu, DeAndre	47	66	0.712	04 Mathieu, DeAndre	47	30	1.6	02 Mason, Nate	75	30	2.5
11 Morris, Carlos	59	85	0.694	02 Mason, Nate	47	30	1.6	04 Mathieu, DeAndre	66	30	2.2
02 Mason, Nate	47	75	0.627	24 King, Joey	37	30	1.2	24 King, Joey	45	30	1.5
21 Konate, Bakary	18	34	0.529	55 Eliason, Elliott	18	28	0.6	55 Eliason, Elliott	40	28	1.4
23 Buggs, Charles	14	28	0.500	21 Konate, Bakary	18	22	0.8	21 Konate, Bakary	34	22	1.5
12 Shell, Kendal	1	2	0.500	23 Buggs, Charles	14	30	0.5	23 Buggs, Charles	28	30	0.9
55 Eliason, Elliott	18	40	0.450	13 Martin, Josh	3	7	0.4	13 Martin, Josh	9	7	1.3
13 Martin, Josh	3	9	0.333	05 McNeil, Daquein	2	4	0.5	05 McNeil, Daquein	8	4	2.0
05 McNeil, Daquein	2	8	0.250	12 Shell, Kendal	1	13	0.1	12 Shell, Kendal	2	13	0.2
41 Diedhiou, Gaston	0	1	0.000	30 Lukashewich, Mike	0	3	0.0	41 Diedhiou, Gaston	1	10	0.1
30 Lukashewich, Mike	0	0	0.000	41 Diedhiou, Gaston	0	10	0.0	30 Lukashewich, Mike	0	3	0.0

Minnesota Basketball

2014-15 Team Leaders as of Thu, Mar 05, 2015

All Games

Includes 30 Games Played

Rebounds

Total	#	GP	Avg
15 Walker, Maurice	195	30	6.5
01 Hollins, Andre	120	30	4.0
11 Morris, Carlos	101	30	3.4
24 King, Joey	91	30	3.0
55 Eliason, Elliott	90	28	3.2
02 Mason, Nate	86	30	2.9
04 Mathieu, DeAndre	79	30	2.6
23 Buggs, Charles	62	30	2.1
21 Konate, Bakary	49	22	2.2
05 McNeil, Daquein	13	4	3.2
13 Martin, Josh	7	7	1.0
41 Diedhiou, Gaston	5	10	0.5
12 Shell, Kendal	3	13	0.2
30 Lukashewich, Mike	0	3	0.0

Assists	#	GP	Avg
04 Mathieu, DeAndre	131	30	4.4
02 Mason, Nate	83	30	2.8
01 Hollins, Andre	82	30	2.7
11 Morris, Carlos	65	30	2.2
24 King, Joey	43	30	1.4
15 Walker, Maurice	19	30	0.6
55 Eliason, Elliott	15	28	0.5
23 Buggs, Charles	15	30	0.5
05 McNeil, Daquein	10	4	2.5
21 Konate, Bakary	6	22	0.3
12 Shell, Kendal	4	13	0.3
13 Martin, Josh	0	7	0.0
30 Lukashewich, Mike	0	3	0.0
41 Diedhiou, Gaston	0	10	0.0

Blocks	#	GP	Avg
15 Walker, Maurice	39	30	1.3
55 Eliason, Elliott	15	28	0.5
24 King, Joey	12	30	0.4
21 Konate, Bakary	10	22	0.5
11 Morris, Carlos	7	30	0.2
01 Hollins, Andre	6	30	0.2
23 Buggs, Charles	4	30	0.1
02 Mason, Nate	3	30	0.1
13 Martin, Josh	3	7	0.4
04 Mathieu, DeAndre	1	30	0.0
30 Lukashewich, Mike	1	3	0.3
05 McNeil, Daquein	0	4	0.0
12 Shell, Kendal	0	13	0.0
41 Diedhiou, Gaston	0	10	0.0

Assists/Turnover Ratio	#	Ast	TO
05 McNeil, Daquein	3.3	10	3
04 Mathieu, DeAndre	2.7	131	49
02 Mason, Nate	2.6	83	32
12 Shell, Kendal	2.0	4	2
23 Buggs, Charles	1.7	15	9
01 Hollins, Andre	1.4	82	57
55 Eliason, Elliott	1.2	15	13
11 Morris, Carlos	1.0	65	62
24 King, Joey	1.0	43	45
21 Konate, Bakary	0.4	6	14
15 Walker, Maurice	0.3	19	61
13 Martin, Josh	0.0	0	6
30 Lukashewich, Mike	0.0	0	1
41 Diedhiou, Gaston	0.0	0	3

Offensive	#	GP	Avg
15 Walker, Maurice	67	30	2.2
55 Eliason, Elliott	42	28	1.5
24 King, Joey	29	30	1.0
01 Hollins, Andre	25	30	0.8
23 Buggs, Charles	23	30	0.8
04 Mathieu, DeAndre	21	30	0.7
11 Morris, Carlos	20	30	0.7
21 Konate, Bakary	17	22	0.8
02 Mason, Nate	14	30	0.5
05 McNeil, Daquein	5	4	1.2
13 Martin, Josh	2	7	0.3
41 Diedhiou, Gaston	1	10	0.1
12 Shell, Kendal	0	13	0.0
30 Lukashewich, Mike	0	3	0.0

Turnovers	#	GP	Avg
11 Morris, Carlos	62	30	2.1
15 Walker, Maurice	61	30	2.0
01 Hollins, Andre	57	30	1.9
04 Mathieu, DeAndre	49	30	1.6
24 King, Joey	45	30	1.5
02 Mason, Nate	32	30	1.1
21 Konate, Bakary	14	22	0.6
55 Eliason, Elliott	13	28	0.5
23 Buggs, Charles	9	30	0.3
13 Martin, Josh	6	7	0.9
05 McNeil, Daquein	3	4	0.8
41 Diedhiou, Gaston	3	10	0.3
12 Shell, Kendal	2	13	0.2
30 Lukashewich, Mike	1	3	0.3

Fouls	#	GP	Avg
15 Walker, Maurice	79	30	2.6
24 King, Joey	76	30	2.5
04 Mathieu, DeAndre	69	30	2.3
01 Hollins, Andre	64	30	2.1
11 Morris, Carlos	58	30	1.9
02 Mason, Nate	53	30	1.8
55 Eliason, Elliott	48	28	1.7
23 Buggs, Charles	45	30	1.5
21 Konate, Bakary	33	22	1.5
05 McNeil, Daquein	12	4	3.0
41 Diedhiou, Gaston	7	10	0.7
13 Martin, Josh	4	7	0.6
12 Shell, Kendal	2	13	0.2
30 Lukashewich, Mike	0	3	0.0

Points (by average)	#	GP	Avg
01 Hollins, Andre	430	30	14.3
15 Walker, Maurice	346	30	11.5
11 Morris, Carlos	339	30	11.3
02 Mason, Nate	292	30	9.7
24 King, Joey	270	30	9.0
04 Mathieu, DeAndre	256	30	8.5
23 Buggs, Charles	112	30	3.7
05 McNeil, Daquein	13	4	3.2
55 Eliason, Elliott	90	28	3.2
21 Konate, Bakary	48	22	2.2
13 Martin, Josh	9	7	1.3
12 Shell, Kendal	11	13	0.8
41 Diedhiou, Gaston	4	10	0.4
30 Lukashewich, Mike	0	3	0.0

Defensive	#	GP	Avg
15 Walker, Maurice	128	30	4.3
01 Hollins, Andre	95	30	3.2
11 Morris, Carlos	81	30	2.7
02 Mason, Nate	72	30	2.4
24 King, Joey	62	30	2.1
04 Mathieu, DeAndre	58	30	1.9
55 Eliason, Elliott	48	28	1.7
23 Buggs, Charles	39	30	1.3
21 Konate, Bakary	32	22	1.5
05 McNeil, Daquein	8	4	2.0
13 Martin, Josh	5	7	0.7
41 Diedhiou, Gaston	4	10	0.4
12 Shell, Kendal	3	13	0.2
30 Lukashewich, Mike	0	3	0.0

Steals	#	GP	Avg
04 Mathieu, DeAndre	60	30	2.0
11 Morris, Carlos	55	30	1.8
02 Mason, Nate	54	30	1.8
15 Walker, Maurice	47	30	1.6
01 Hollins, Andre	32	30	1.1
24 King, Joey	15	30	0.5
21 Konate, Bakary	10	22	0.5
55 Eliason, Elliott	9	28	0.3
23 Buggs, Charles	8	30	0.3
05 McNeil, Daquein	3	4	0.8
12 Shell, Kendal	1	13	0.1
13 Martin, Josh	0	7	0.0
30 Lukashewich, Mike	0	3	0.0
41 Diedhiou, Gaston	0	10	0.0

Foulout	#	GP
15 Walker, Maurice	2	30
24 King, Joey	2	30
01 Hollins, Andre	1	30
11 Morris, Carlos	1	30
55 Eliason, Elliott	0	28
04 Mathieu, DeAndre	0	30
05 McNeil, Daquein	0	4
23 Buggs, Charles	0	30
02 Mason, Nate	0	30
13 Martin, Josh	0	7
21 Konate, Bakary	0	22
12 Shell, Kendal	0	13
30 Lukashewich, Mike	0	3
41 Diedhiou, Gaston	0	10

Total Rebounds (by average)	#	GP	Avg
15 Walker, Maurice	195	30	6.5
01 Hollins, Andre	120	30	4.0
11 Morris, Carlos	101	30	3.4
05 McNeil, Daquein	13	4	3.2
55 Eliason, Elliott	90	28	3.2
24 King, Joey	91	30	3.0
02 Mason, Nate	86	30	2.9
04 Mathieu, DeAndre	79	30	2.6
21 Konate, Bakary	49	22	2.2
23 Buggs, Charles	62	30	2.1
13 Martin, Josh	7	7	1.0
41 Diedhiou, Gaston	5	10	0.5
12 Shell, Kendal	3	13	0.2
30 Lukashewich, Mike	0	3	0.0

Minnesota Basketball

2014-15 Team Totals as of Thu, Mar 05, 2015

Conference Games

Record **Home** **Away** **Neutral**
6-11 **4-4** **2-7** **0-0**

Name	GP-GS	Min	Avg	Total		3 Pt		FT-FTA	Pct	Rebounds				PF	DQ	A	TO	BLK	STL	Pts	Avg
				FG-FGA	Pct	FG-FGA	Pct			Off	Def	Tot	Avg								
01 Hollins, Andre	17-17	569	33.5	81-202	0.401	45-114	0.395	45-59	0.763	14	58	72	4.2	35	1	45	26	6	16	252	14.8
15 Walker, Maurice	17-16	462	27.2	74-141	0.525	0-0	-	43-56	0.768	46	77	123	7.2	48	1	11	34	18	28	191	11.2
11 Morris, Carlos	17-10	421	24.8	64-143	0.448	16-46	0.348	26-41	0.634	10	44	54	3.2	37	1	32	34	4	26	170	10.0
02 Mason, Nate	17-6	463	27.2	53-145	0.366	19-55	0.345	28-45	0.622	11	30	41	2.4	28	0	44	19	2	22	153	9.0
24 King, Joey	17-17	515	30.3	48-110	0.436	25-67	0.373	21-24	0.875	14	30	44	2.6	44	1	21	26	6	6	142	8.4
04 Mathieu, DeAndre	17-11	492	28.9	51-127	0.402	8-26	0.308	20-29	0.690	12	31	43	2.5	35	0	45	27	1	24	130	7.6
23 Buggs, Charles	17-7	245	14.4	21-48	0.438	5-22	0.227	6-13	0.462	13	22	35	2.1	26	0	3	4	2	5	53	3.1
55 Eliason, Elliott	15-1	139	9.3	9-20	0.450	0-0	-	8-18	0.444	19	20	39	2.6	22	0	6	5	3	3	26	1.7
21 Konate, Bakary	11-0	88	8.0	7-13	0.538	0-0	-	5-10	0.500	5	18	23	2.1	15	0	3	5	3	3	19	1.7
41 Diedhiou, Gaston	10-0	52	5.2	2-5	0.400	0-2	0.000	0-1	0.000	1	4	5	0.5	7	0	0	3	0	0	4	0.4
12 Shell, Kendal	2-0	3	1.5	0-0	-	0-0	-	0-0	-	0	0	0	0.0	0	0	0	0	0	0	0	0.0
30 Lukashewich, Mike	1-0	1	1.0	0-0	-	0-0	-	0-0	-	0	0	0	0.0	0	0	0	0	0	0	0	0.0
TM TEAM				0-0	-	0-0	-			32	18	50	2.9			5				0	0.0
	GP-GS	Min	Avg	FG-FGA	Pct	FG-FGA	Pct	FT-FTA	Pct	Off	Def	Tot	Avg	PF	DQ	A	TO	BLK	STL	Pts	Avg
MINN Total	17			410-954	0.430	118-332	0.355	202-296	0.682	177	352	529	31.1	297	4	210	188	45	133	1140	67.1
Opponents	17			408-898	0.454	135-349	0.387	220-295	0.746	177	411	588	34.6	283	-	271	245	91	96	1171	68.9
MINN Average				24.1-56.1		6.9-19.5		11.9-17.4		10.4	20.7	31.1		17.5		12.4	11.1	2.6	7.8	67.1	
Opp. Average				24.0-52.8		7.9-20.5		12.9-17.4		10.4	24.2	34.6		16.6		15.9	14.4	5.4	5.6	68.9	

Date	Opponent	Score	Record	Attendance	Location
Dec 31	at Purdue*	L 68-72	0-1; 0-1	10,018	West Lafayette, Ind. Mackey Arena
Jan 03	at Maryland*	L 58-70	0-2; 0-2	15,788	XFINITY Center - College Park, Md.
Jan 06	Ohio State*	L 72-74 (OT)	0-3; 0-3	13,138	Minneapolis, Minn. (Williams Arena)
Jan 10	at Michigan*	L 57-62	0-4; 0-4	12,707	Crisler Center, Ann Arbor, MI
Jan 13	Iowa*	L 75-77	0-5; 0-5	12,401	Minneapolis, Minn. (Williams Arena)
Jan 17	Rutgers*	W 89-80	1-5; 1-5	12,461	Minneapolis, Minn. (Williams Arena)
Jan 20	at Nebraska*	L 49-52	1-6; 1-6	15,606	Pinnacle Bank Arena (Lincoln, Neb.)
Jan 24	Illinois*	W 79-71	2-6; 2-6	13,421	Minneapolis, Minn. (Williams Arena)
Jan 28	at Penn State*	L 58-63	2-7; 2-7	6,100	Bryce Jordan Ctr. (University Park, Pa.)
Jan 31	Nebraska*	W 60-42	3-7; 3-7	13,253	Minneapolis, Minn. (Williams Arena)
Feb 07	Purdue*	W 62-58	4-7; 4-7	13,041	Minneapolis, Minn. (Williams Arena)
Feb 12	at Iowa*	W 64-59	5-7; 5-7	13,756	Carver-Hawkeye Arena - Iowa City, IA
Feb 15	at Indiana*	L 71-90	5-8; 5-8	17,472	Bloomington, Ind. (Assembly Hall)
Feb 18	Northwestern*	L 66-72	5-9; 5-9	12,361	Minneapolis, Minn. (Williams Arena)
Feb 21	at Wisconsin*	L 53-63	5-10; 5-10	17,279	Kohl Center, Madison, Wis.
Feb 26	at Michigan State*	W 96-90 (OT)	6-10; 6-10	14,797	East Lansing, Mich. (Breslin Center)
Mar 05	Wisconsin*	L 63-76	6-11; 6-11	14,625	Minneapolis, Minn. (Williams Arena)

* indicates conference games



Minnesota Basketball

2014-15 Team Totals as of Thu, Mar 05, 2015

All Games

Record **Home** **Away** **Neutral**
17-13 **13-4** **3-8** **1-1**

Name	GP-GS	Min	Avg	Total		3 Pt		FT-FTA		Rebounds				PF DQ		A	TO	BLK	STL	Pts	Avg
				FG-FGA	Pct	FG-FGA	Pct	FT-FTA	Pct	Off	Def	Tot	Avg	PF	DQ						
01 Hollins, Andre	30-30	921	30.7	144-333	0.432	77-181	0.425	65-86	0.756	25	95	120	4.0	64	1	82	57	6	32	430	14.3
15 Walker, Maurice	30-29	721	24.0	136-236	0.576	0-0	-	74-99	0.747	67	128	195	6.5	79	2	19	61	39	47	346	11.5
11 Morris, Carlos	30-23	778	25.9	125-276	0.453	30-85	0.353	59-85	0.694	20	81	101	3.4	58	1	65	62	7	55	339	11.3
02 Mason, Nate	30-6	767	25.6	102-249	0.410	41-98	0.418	47-75	0.627	14	72	86	2.9	53	0	83	32	3	54	292	9.7
24 King, Joey	30-30	860	28.7	95-213	0.446	43-115	0.374	37-45	0.822	29	62	91	3.0	76	2	43	45	12	15	270	9.0
04 Mathieu, DeAndre	30-24	860	28.7	98-222	0.441	13-40	0.325	47-66	0.712	21	58	79	2.6	69	0	131	49	1	60	256	8.5
23 Buggs, Charles	30-7	399	13.3	42-93	0.452	14-44	0.318	14-28	0.500	23	39	62	2.1	45	0	15	9	4	8	112	3.7
05 McNeil, Daquein	4-0	75	18.8	5-19	0.263	1-7	0.143	2-8	0.250	5	8	13	3.2	12	0	10	3	0	3	13	3.2
55 Eliason, Elliott	28-1	333	11.9	36-57	0.632	0-0	-	18-40	0.450	42	48	90	3.2	48	0	15	13	15	9	90	3.2
21 Konate, Bakary	22-0	193	8.8	15-30	0.500	0-0	-	18-34	0.529	17	32	49	2.2	33	0	6	14	10	10	48	2.2
13 Martin, Josh	7-0	38	5.4	3-7	0.429	0-1	0.000	3-9	0.333	2	5	7	1.0	4	0	0	6	3	0	9	1.3
12 Shell, Kendal	13-0	44	3.4	4-10	0.400	2-5	0.400	1-2	0.500	0	3	3	0.2	2	0	4	2	0	1	11	0.8
41 Diedhiou, Gaston	10-0	52	5.2	2-5	0.400	0-2	0.000	0-1	0.000	1	4	5	0.5	7	0	0	3	0	0	4	0.4
30 Lukashewich, Mike	3-0	9	3.0	0-0	-	0-0	-	0-0	-	0	0	0	0.0	0	0	0	1	1	0	0	0.0
TM TEAM				0-0	-	0-0	-			57	35	92	3.1			7				0	0.0
	GP-GS	Min	Avg	FG-FGA	Pct	FG-FGA	Pct	FT-FTA	Pct	Off	Def	Tot	Avg	PF	DQ	A	TO	BLK	STL	Pts	Avg
MINN Total	30			807-1750	0.461	221-578	0.382	385-578	0.666	323	670	993	33.1	550	6	473	364	101	294	2220	74.0
Opponents	30			699-1616	0.433	220-602	0.365	389-555	0.701	337	726	1063	35.4	554	-	450	515	137	195	2007	66.9
MINN Average				26.9-58.3		7.4-19.3		12.8-19.3		10.8	22.3	33.1		18.3		15.8	12.1	3.4	9.8	74.0	
Opp. Average				23.3-53.9		7.3-20.1		13.0-18.5		11.2	24.2	35.4		18.5		15.0	17.2	4.6	6.5	66.9	

Date	Opponent	Score	Record	Attendance	Location
Nov 14	vs Louisville	L 68-81	0-1	1,693	USCG Air Station Borinquen, Puerto Rico
Nov 18	Western Ky.	W 76-54	1-1	10,763	Minneapolis, Minn. (Williams Arena)
Nov 20	Franklin Pierce	W 109-57	2-1	9,562	Minneapolis, Minn. (Williams Arena)
Nov 22	UMBC	W 69-51	3-1	11,212	Minneapolis, Minn. (Williams Arena)
Nov 26	at St. John's (N.Y.)	L 61-70	3-2	0	Madison Square Garden, New York, NY
Nov 28	vs Georgia	W 66-62	4-2	0	Madison Square Garden, New York, NY
Dec 02	at Wake Forest	W 84-69	5-2	8,112	Winston-Salem, N.C. - LJV Coliseum
Dec 05	Western Caro.	W 84-64	6-2	11,026	Minneapolis, Minn. (Williams Arena)
Dec 08	North Dakota	W 92-56	7-2	11,185	Minneapolis, Minn. (Williams Arena)
Dec 10	Southern U.	W 85-57	8-2	11,409	Minneapolis, Minn. (Williams Arena)
Dec 19	Seattle	W 92-57	9-2	12,121	Minneapolis, Minn. (Williams Arena)
Dec 22	Furman	W 86-76	10-2	12,287	Minneapolis, Minn. (Williams Arena)
Dec 27	UNC Wilmington	W 108-82	11-2	12,711	Minneapolis, Minn. (Williams Arena)
Dec 31	at Purdue*	L 68-72	11-3; 0-1	10,018	West Lafayette, Ind. Mackey Arena
Jan 03	at Maryland*	L 58-70	11-4; 0-2	15,788	XFINITY Center - College Park, Md.
Jan 06	Ohio State*	L 72-74 (OT)	11-5; 0-3	13,138	Minneapolis, Minn. (Williams Arena)
Jan 10	at Michigan*	L 57-62	11-6; 0-4	12,707	Crisler Center, Ann Arbor, MI
Jan 13	Iowa*	L 75-77	11-7; 0-5	12,401	Minneapolis, Minn. (Williams Arena)
Jan 17	Rutgers*	W 89-80	12-7; 1-5	12,461	Minneapolis, Minn. (Williams Arena)
Jan 20	at Nebraska*	L 49-52	12-8; 1-6	15,606	Pinnacle Bank Arena (Lincoln, Neb.)
Jan 24	Illinois*	W 79-71	13-8; 2-6	13,421	Minneapolis, Minn. (Williams Arena)
Jan 28	at Penn State*	L 58-63	13-9; 2-7	6,100	Bryce Jordan Ctr. (University Park, Pa.)
Jan 31	Nebraska*	W 60-42	14-9; 3-7	13,253	Minneapolis, Minn. (Williams Arena)
Feb 07	Purdue*	W 62-58	15-9; 4-7	13,041	Minneapolis, Minn. (Williams Arena)
Feb 12	at Iowa*	W 64-59	16-9; 5-7	13,756	Carver-Hawkeye Arena - Iowa City, IA
Feb 15	at Indiana*	L 71-90	16-10; 5-8	17,472	Bloomington, Ind. (Assembly Hall)
Feb 18	Northwestern*	L 66-72	16-11; 5-9	12,361	Minneapolis, Minn. (Williams Arena)
Feb 21	at Wisconsin*	L 53-63	16-12; 5-10	17,279	Kohl Center, Madison, Wis.
Feb 26	at Michigan State*	W 96-90 (OT)	17-12; 6-10	14,797	East Lansing, Mich. (Breslin Center)
Mar 05	Wisconsin*	L 63-76	17-13; 6-11	14,625	Minneapolis, Minn. (Williams Arena)

* indicates conference games