

NOVEMBER 18, 2017 - 4 P.M.

University Park, Pa.
Beaver Stadium [106,572]

Series: Nebraska, 9-7
Last Meeting: Nebraska, 23-20 [OT]
November 23, 2013

[Complete Series Info on Page 7](#)



2016 BIG TEN CHAMPIONS

875 WINS (8th in Nation) **47 BOWL GAMES** (1-9th in Nation) **28 BOWL WINS** (1-5th in Nation) **99 1ST TEAM ALL-AMERICANS**

THE MATCHUP

PENN STATE NITTANY LIONS

8-2, 5-2 Big Ten

Head Coach: James Franklin
Record at Penn State (4th season): 33-17
Career Record (7th season): 57-32
vs. Nebraska: First Meeting



PxP: Justin Kutcher
Analyst: Mark Helfrich



PxP: Steve Jones
Analyst: Jack Ham
Sideline: Derrick Williams
Local: 93.7 FM/1450 AM
Web: GoPSUsports.com

Sirius/XM/Internet: 134/195/957

NEBRASKA CORNHUSKERS

4-6, 3-4 Big Ten

Head Coach: Mike Riley
Record at Nebraska (3rd season): 19-17
Career Record (17th season): 112-97
vs. Penn State: 0-1

INSIDE THE GAME

NO. 10 PENN STATE HOSTS NEBRASKA IN HOME FINALE

A pair of the all-time winningest programs will meet for Penn State's Senior Day presented by the Penn State Alumni Association, as the No. 10 Nittany Lions host Nebraska in its home finale in front of a "Stripe Out" crowd Saturday at 4 p.m. with television coverage on FS1.

Penn State is honoring 23 seniors pregame for their contributions on the gridiron and in the classroom. The group includes head coach James Franklin's first recruits to complete their senior years. The class entered Penn State under unprecedented circumstances, but helped lead the Nittany Lions to heights many thought were unreachable, as the Lions won the Big Ten Championship and appeared in the Rose Bowl last season, and qualified for their fourth bowl in as many years this season.

However, none of the seniors have played against Nebraska, as the Cornhuskers and Nittany Lions are meeting for the first time since 2013. The match-up pits a pair of teams that both rank in the Top 10 all-time in college football wins and winning percentage.

Penn State returned to the win column in its last outing, defeating Rutgers for its 13th-straight win in Beaver Stadium. Penn State is 8-2 overall after 10 games for the second consecutive year.

The Nittany Lion defense shined against Rutgers, allowing just two field goals and 200 yards. The unit ranks fourth in FBS allowing just 13.9 points per game.

Penn State quarterback Trace McSorley continues to lead the Big Ten in passing yards, while running back Saquon Barkley is second in FBS averaging 184.6 all-purpose yards per game.

Penn State concludes the regular season next week at Maryland.

BY THE NUMBERS

101

Yards to go for Saquon Barkley's third consecutive 1,000-yard rushing season

52

Career touchdown passes by Trace McSorley - a Penn State record

25

Consecutive games with a TD pass for McSorley

13

Consecutive wins in Beaver Stadium

BREAKDOWN

RUSHING	Penn State: Saquon Barkley	166 for 899 yds (89.9), 11 TD
	Nebraska: Devine Ozigbo	119 for 468 yds (68.5), 2 TD
PASSING	Penn State: Trace McSorley	206-of-317, 2,666 yds (266.6), 21 TD/8 INT
	Nebraska: Tanner Lee	198-of-346, 2,539 yds (253.9), 18 TD/13 INT
RECEIVING	Penn State: DaeSean Hamilton	39 for 646 yds (64.6), 7 TD
	Nebraska: JD Spielman	49 for 734 yds (73.4), 2 TD
DEFENSE	Penn State: Jason Cabinda	74 tkls, 5.0 TFL, 1.5 SK, 1 FR, 1 FF
	Nebraska: Chris Weber	82 tkls, 8.0 TFL, 1.0 SK, 5 PBU

PSU	TEAM	NEB
37.7	SCORING/GAME	25.1
146.0	RUSHING/GAME	115.6
218-338-8	PASSING (C-A-INT)	216-376-14
283.6	PASSING/GAME	273.1
429.6	TOTAL OFFENSE/GAME	412.0
+13	TURNOVER MARGIN	-5
13.9	PTS ALLOWED/GAME	32.5
123.9	OPP. RUSH YDS/GAME	200.1
196-342-10	OPP. PASSING	195-304-9
194.4	OPP. PASS YDS/GAME	211.9
318.3	OPP. TOTAL OFFENSE/GAME	412.0

2017 SCHEDULES

PENN STATE

Overall (B1G): 8-2 (5-2 East)	Home: 6-0	Road: 2-2	Ntrl: 0-0
PSU Rank	Opponent (Rank)	Time/Result	TV
September			Attend.
2	Akron	W, 52-0	ABC 101,684
9	Pittsburgh	W, 33-14	ABC 109,898
16	Georgia State	W, 56-0	BTN 102,746
23	at Iowa*	W, 21-19	ABC 66,205
30	Indiana*	W, 45-14	BTN 107,542
October			
7	at Northwestern*	W, 31-7	ABC 41,061
21	Michigan* (19/15)	W, 42-13	ABC 110,823
28	at Ohio State* (6/6)	L, 38-39	FOX 109,302
November			
4	at Michigan State* (24/-/24)	L, 24-27	FOX 71,605
11	Rutgers*	W, 35-6	BTN 107,531
18	Nebraska*	4 p.m.	FS1
25	at Maryland*	3:30 p.m./3:45 p.m.	ABC/ESPN/BTN

* - B1G game All times Eastern Rankings: AP/Coaches/CFP

NEBRASKA

Overall (B1G): 4-6 (3-4 East)	Home: 2-4	Road: 2-2	Ntrl: 0-0
Rank	Opponent (Rank)	Time/Result	TV
September			Attend.
2	Arkansas State	W, 43-36	BTN 90,171
9	at Oregon	L, 35-42	FOX 58,389
16	Northern Illinois	L, 17-21	FS1 89,664
23	Rutgers*	W, 27-17	BTN 89,775
29	at Illinois*	W, 28-6	FS1 43,058
October			
7	Wisconsin* (9/8)	L, 17-38	BTN 89,860
14	Ohio State* (9/8)	L, 14-56	FS1 89,346
28	at Purdue*	W, 25-24	BTN 41,411
November			
4	Northwestern*	L, 24-31 (OT)	BTN 89,721
11	at Minnesota*	L, 21-54	FS1 39,933
18	at Penn State* (13/11/10)	4 p.m.	FS1
24	Iowa*	4 p.m.	FS1

* - B1G game All times Eastern Rankings: AP/Coaches/CFP

TABLE OF CONTENTS

Page 2 Quick Facts/NFL Notes	Page 14-18 Offense Notes	Page 22 Depth Chart/Pronunciations/Asst. Coaches
Page 3 Opponent Tracker/B1G Standings/Media Info	14 Penn State White Out/Coaching Staff POTW	Page 23-24 Numerical Roster
Page 4-5 Head Coach James Franklin	15 Classroom Success	Page 25-26 Alphabetical Roster
Page 6 Leadership/National Polls	16 Coaching Staff Notes	Page 27-30 Record Watch
Page 7 The Series vs. Nebraska	17 Community Service	Page 31-40 Games 1-10
Page 8 Nebraska Notes	18 Home Success/Packing the Stadium	Page 41-59 Player Bios
Page 8 This Day in History/Record Breakdown	Page 18-20 Defense Notes	Page 60-68 Game-by-Game Statistics
Page 9-11 Highlights	19 Future Schedules	Page 69-70 Long Play Breakdown
9 Winningest Programs/At The Start	20 Preseason Honors	Page 71 Season Superlatives
10 Stat Leaders/McSorley Record Countdown	Page 20 Special Teams Notes	Page 72 The Last Time...
11 Season Honors/ Gesicki & Hamilton Record Countdown	Page 21 Season Notes	Page 73-74 Starters/Participation
Page 12-13 Best of Barkley	21 Nittany Greats	Page 75-77 Season Statistics

PROGRAM NOTES

131st SEASON OF GRIDIRON EXCELLENCE

Penn State is in its 131st season of intercollegiate football and owns an 875-387-42 record, to rank No. 8 nationally in all-time victories.

WINNING RECORD

Penn State is one of seven teams that has had a winning season the last 13 consecutive years, with only Wisconsin, Oklahoma, Virginia Tech, USC, Boise State and LSU also achieving the feat. Florida State can also do the same this season. Penn State holds the FBS record for most consecutive seasons without a losing record at 49 (1939-87). (ESPN Stats & Info)

ACADEMIC EXCELLENCE

A total of 389 of Penn State football student-athletes, including 19 in 2016, have earned Academic All-Big Ten honors since 1993 for owning at least a 3.0 grade point average and being a letterwinner.

ONE OF NATION'S TOUGHEST HOME VENUES

Penn State owns a superlative 284-72 (.798) record inside Beaver Stadium, the nation's second-largest facility, which opened in 1960 and has a capacity of 106,572.

QUICK FACTS

UNIVERSITY

NAME	The Pennsylvania State University
LOCATION	University Park, Pa.
FOUNDED	1855
ENROLLMENT	47,261
NICKNAME	Nittany Lions
COLORS	Blue & White
CONFERENCE	Big Ten
DIVISION	NCAA Division I
STADIUM	Beaver Stadium (106,572)
STADIUM SURFACE	Natural Grass
PRESIDENT	Dr. Eric Barron
ATHLETICS DIRECTOR	Sandy Barbour
HEAD COACH	James Franklin (4th Season)
FOOTBALL OFFICE	814-865-0412
TICKET OFFICE	1-800-NITTANY

FOOTBALL HISTORY

FIRST YEAR	1887
ALL-TIME RECORD	875-387-42 (131st Season)
	8th in victories
ALL-TIME BIG TEN RECORD	125-75 (25th Season)
ALL-TIME BOWL RECORD	28-17-2 (.617)
	T-5th in bowl victories
YEARS IN POST SEASON PLAY	47
	T-9th in bowl appearances
BEAVER STADIUM RECORD	284-72 (.798)

ASSISTANT COACHES

BRENT PRY	Buffalo; 1993
	Associate Head Coach/Defensive Coordinator/ Linebackers (4th Season)
JOE MOORHEAD	Fordham; 1996
	Offensive Coordinator/Quarterbacks (2nd Season)
CHARLES HUFF	Hampton; 2005
	Special Teams Coordinator/Running Backs (4th Season)
TIM BANKS	Central Michigan; 1995
	Co-Defensive Coordinator/Safeties (2nd Season)
JOSH GATTIS	Wake Forest; 2006
	Offensive Recruiting Coordinator/Asst. Special Teams/ Wide Receivers (4th Season)
MATT LIMEGROVER	University of Chicago; 1991
	Offensive Line (2nd Season)
RICKY RAHNE	Cornell; 2002
	Passing Game Coordinator/Tight Ends (4th Season)
TERRY M. SMITH	Penn State; 1991
	Assistant Head Coach/Defensive Recruiting Coordinator/ Cornerbacks (4th Season)
SEAN SPENCER	Clarion; 1995
	Run Game/Defensive Line (4th Season)
DWIGHT GALT	Maryland; 1981
	Assistant AD of Performance Enhancement (4th Season)

BIG BEST



CO-OFFENSIVE POTW: Demry Croft • Minnesota • So. • QB • Rockford, Ill.

- Set a single-game school record for quarterbacks by rushing for 183 yards and three touchdowns in Minnesota's victory over Nebraska
- Averaged 18.3 yards per carry and threw for 105 yards while completing nine of 15 attempts



CO-OFFENSIVE POTW: Mike Weber • Ohio State • So. • RB • Detroit, Mich.

- Set a personal best with 162 yards rushing on only nine carries and scored two touchdowns to lead Ohio State over Michigan State
- Opened the scoring with a 47-yard touchdown rush on Ohio State's first possession and then put the game away with an 82-yard touchdown run midway through the second quarter



CO-DEFENSIVE POTW: Josh Jackson • Iowa • Jr. • DB • Corinth, Texas

- Returned a pair of interceptions for touchdowns and forced a fumble at Wisconsin
- Recorded a 43-yard interception return for a touchdown early in the first quarter for his first career pick-six, then added a 52-yard touchdown return in the third quarter



CO-DEFENSIVE POTW: Leon Jacobs • Wisconsin • So. • LB • San Pedro, Calif.

- Recovered a pair of fumbles and scored the first touchdown of his career on a 21-yard fumble recovery in the third quarter of Wisconsin's victory over Iowa
- Added four tackles and a sack in the contest, which marked his school-record 55th career game
- Anchored a Wisconsin defense that surrendered just 66 total yards to Iowa



SPECIAL TEAMS POTW: Rodney Smith • Minnesota • Jr. • RB • Atlanta, Ga.

- Returned the opening kickoff 100 yards for a touchdown against Nebraska to become the first Gopher to return the opening kick for a score since Tyrone Carter went 86 yards against Arkansas State in 1998
- Finished the contest with 135 kickoff return yards on three attempts
- Added 134 rushing yards and 10 receiving yards to record a career-high 279 all-purpose yards, tying for seventh-most in school history
- Receives his first career Special Teams Player of the Week award
- Last Minnesota Special Teams Player of the Week: Emmitt Carpenter (Nov. 7, 2016)



FRESHMAN POTW: Jonathan Taylor • Wisconsin • Fr. • RB • Salem, N.J.

- Carried the ball 29 times for 157 yards in Wisconsin's win over Iowa, marking his fifth game with at least 150 yards this season. He has now broken the 100-yard rushing barrier seven times this season
- With 1,525 rushing yards this season, he became the 10th running back in school history to surpass 1,500 yards in a season
- Claims his sixth career Big Ten Freshman of the Week award, tying him for the second-most in conference history alongside Illinois' Nathan Scheelhaese (2010) and trailing only Ohio State's J.T. Barrett (seven honors in 2014)
- Last Wisconsin Freshman of the Week: Jonathan Taylor (Nov. 4, 2017)

LIONS IN THE NFL

29 NITTANY LIONS ON NFL ROSTERS

A total of 29 Penn State football alumni are populating the rosters of 21 National Football League teams.

The Nittany Lions are perennially a top-15 program in producing players in the NFL. In addition, seven former Nittany Lions are members of NFL coaching staffs.

The Miami Dolphins are currently carrying a league-high three former Nittany Lions. Ninth-year veteran Cameron Wake is joined by recent alums Mike Hull and Jordan Lucas.

Gould in San Francisco is Penn State's NFL elder statesman in his 13th season, and he is followed in experience by Chiefs All-Pro linebacker Tamba Hali in his 12th season, Jaguars linebacker and captain Paul Posluszny (11th), Wake, Cowboys linebacker and captain Sean Lee (9th) and recent Raiders addition NaVorro Bowman (8th). Lee and Wake were both Pro Bowlers in 2017.

Six squads boast two Nittany Lions each, including Detroit, Jacksonville, Kansas City, San Francisco, Tampa Bay and Tennessee.

Three from Penn State's 2016 squad are on NFL rosters as rookies: Chris Godwin was drafted in the third round by Tampa Bay, and Brandon Bell (Cincinnati), and Evan Schwan signed free agent contracts.

Despite not playing for the Titans since 2012, Tim Shaw was named one of six captains for the team. Shaw was diagnosed with ALS in 2014 and continues to support the team and give motivational speeches.

There are also two Nittany Lions on NFL rosters that did not play football at Penn State: Chris Hogan (New England) and Ross Travis (Kansas City). Hogan, a wide receiver in his sixth NFL season, played lacrosse for the Nittany Lions and went to play football at Monmouth after earning his PSU degree. Travis, a tight end, was a standout men's basketball player.

Penn State has had 45 NFL Draft picks since 2006, including 21 in the first three rounds, and at least three draft picks 18 times since starting Big Ten Conference competition in 1993. A total of 344 Nittany Lions have been selected all-time in the NFL Draft.

For the 46th time in the Super Bowl's 51-game history, at least one Penn State alumnus was a member of one of the participating teams (20 times in last 22 years). Thirty-nine former Nittany Lions have earned a total of 56 Super Bowl rings, most recently Chris Hogan with New England last year. A total of 107 Nittany Lions have been on Super Bowl rosters.

Arizona Cardinals (1): A.Q. Shipley (8)
Atlanta Falcons (1): Jack Crawford ^{IR} (6)
Chicago Bears (1): Adrian Amos (3)
Cincinnati Bengals (1): Brandon Bell (1)
Cleveland Browns (1): Carl Nassib (2)
Dallas Cowboys (1): Sean Lee ^C (8)
Detroit Lions (2): Jordan Hill ^{IR} (5), Anthony Zettel (2)
Jacksonville Jaguars (2): Paul Posluszny ^C (1), Allen Robinson ^{IR} (4)
Kansas City Chiefs (1): Tamba Hali (12), Ross Travis (2; former MBB player)
Los Angeles Chargers (1): Trevor Williams (2)
Miami Dolphins (3): Mike Hull (3), Cameron Wake (9), Jordan Lucas (2)
Minnesota Vikings (1): Kyle Carter (2)
New England Patriots: Chris Hogan (5; former MLAX player)
New Orleans Saints (1): Michael Mauti (5), Nathan Stupar ^{IR} (6)
New York Giants (1): Evan Schwan ^{IR} (1)
New York Jets (1): Christian Hackenberg (2)
Oakland Raiders (1): NaVorro Bowman (8)
Philadelphia Eagles (1): Stefen Wisniewski (7)
Pittsburgh Steelers (1): Jesse James (3)
San Francisco 49ers (2): Garry Gilliam ^{IR} (4), Robbie Gould (13)
Tampa Bay Buccaneers (2): Chris Godwin (1), Donovan Smith (3)
Tennessee Titans (2): Austin Johnson (2), DaQuan Jones (4)

italics indicates practice squad, ^{IR} injured reserve, ^C Captain

SEVEN FORMER LIONS ON NFL COACHING STAFFS

Seven former Nittany Lions are patrolling the sidelines as part of NFL coaching staffs in 2017.

Gary Brown (Dallas, running backs)
Bobby Engram (Baltimore, wide receivers)
Al Golden (Detroit, tight ends)
D'Anton Lynn (LA Chargers, defensive assistant)
John McNulty (LA Chargers, tight ends)
Mike Munchak (Pittsburgh, offensive line)
Darren Perry (Green Bay, safeties)

Also, former Penn State quarterbacks coach Jim Caldwell is in his fourth season as the head coach of the Detroit Lions.



OPPONENT TRACKER

<p>AKRON (SEPT. 2) Overall: 5-5 MAC: 4-2 This Week: host Ohio (Tues.) Last Week: L, 14-24, Miami (Ohio) GoZips.com</p>	<p>PITTSBURGH (SEPT. 9) Overall: 4-6 ACC: 2-4 This Week: at Virginia Tech Last Week: L, 31-34, UNC PittsburghPanthers.com</p>	<p>GEORGIA STATE (SEPT. 16) Overall: 6-3 Sun Belt: 5-1 This Week: Off Last Week: W, 33-30, Texas State GeorgiaStateSports.com</p>
<p>IOWA (SEPT. 23) Overall: 6-4 B1G: 3-4 This Week: host Purdue Last Week: L, 14-38, Wisconsin HawkeyeSports.com</p>	<p>INDIANA (OCT. 2) Overall: 4-6 B1G: 1-6 This Week: host Rutgers Last Week: W, 24-14, Illinois IUHoosiers.com</p>	<p>Northwestern (OCT. 7) Overall: 7-3 B1G: 5-2 This Week: host Minnesota Last Week: W, 23-13, Purdue NUsports.com</p>
<p>MICHIGAN (OCT. 21) Overall: 8-2 B1G: 5-2 This Week: at Wisconsin Last Week: W, 35-10, Maryland MGoBlue.com</p>	<p>Ohio State (OCT. 28) Overall: 8-2 B1G: 6-1 This Week: host Illinois Last Week: W, 48-3, Michigan State OhioStateBuckeyes.com</p>	<p>Michigan State (NOV. 4) Overall: 7-3 B1G: 5-2 This Week: host Maryland Last Week: L, 3-48, Ohio State MSUSpartans.com</p>
<p>RUTGERS (NOV. 11) Overall: 4-6 B1G: 3-4 This Week: at Indiana Last Week: L, 6-35, Penn State ScarletKnights.com</p>	<p>NEBRASKA (NOV. 18) Overall: 4-6 B1G: 3-4 This Week: at Penn State Last Week: L, 21-54, Minnesota Huskers.com</p>	<p>Maryland (NOV. 25) Overall: 4-6 B1G: 2-5 This Week: at Michigan State Last Week: L, 10-35, Michigan UMTerps.com</p>

B1G STANDINGS

EAST	BIG TEN		OVERALL		vs. T25
	W-L	%	W-L	%	
Ohio State	6-1	.857	8-2	.800	2-2
Michigan State	5-2	.714	7-3	.700	3-2
PENN STATE	5-2	.714	8-2	.800	2-2
Michigan	5-2	.714	8-2	.800	0-2
Rutgers	3-4	.429	4-6	.400	0-4
Maryland	2-5	.286	4-6	.400	0-4
Indiana	1-6	.143	4-6	.400	0-5

WEST	BIG TEN		OVERALL		vs. T25
	W-L	%	W-L	%	
Wisconsin	7-0	1.000	10-0	1.000	1-0
Northwestern	5-2	.714	7-3	.700	2-2
Iowa	3-4	.429	6-4	.600	0-2
Nebraska	3-4	.429	4-6	.400	2-3
Minnesota	2-5	.286	5-5	.500	0-2
Purdue	2-5	.286	4-6	.400	0-3
Illinois	0-7	.000	2-8	.200	0-3

BIG TEN SCHEDULE (All Times Eastern)

SATURDAY, NOV. 18
NEBRASKA at PENN STATE, 4 p.m. (FS1)
 MICHIGAN at WISCONSIN, noon (FOX)
 RUTGERS at INDIANA, noon (BTN)
 MINNESOTA at NORTHWESTERN, noon (BTN)
 ILLINOIS at OHIO STATE, 3:30 p.m. (ABC)
 PURDUE at IOWA, 3:30 p.m. (BTN)
 MARYLAND at MICHIGAN STATE, 4 p.m. (FOX)

PENN STATE MEDIA SERVICES

FOOTBALL CONTACTS

Kris Petersen
 Cell: 814-883-4581
 E-mail: kap18@psu.edu
 Twitter: @GoPSUKris

Greg Campbell
 Cell: 814-876-0824
 E-mail: gxc35@psu.edu
 Twitter: @SID_Greg

Mark Brumbaugh
 Cell: 814-441-9145
 E-mail: mgb28@psu.edu
 Twitter: @markbrumbaugh

Assoc. AD for Strategic Communications: Jeff Nelson
Associate Directors: Rose Carter, Kris Petersen
Assistant Directors: Mark Brumbaugh, Greg Campbell, Pat Donghia, John Hanna, Will Rottler, Megan Samassa, Jeff Smith, Jocelyn VerVelde
Admin. Assistant: Vonda Harpster
Strategic Communications Office: 814-865-1757
Website: GoPSUsports.com
Address: 101D Bryce Jordan Center, University Park, Pa., 16802

SUNDAY:
 9 a.m. - Cumulative stats available at GoPSUsports.com.

MONDAY:
 8 p.m. - Game Notes available at GoPSUsports.com.

TUESDAY:
 12:30 p.m. - Penn State Weekly Press Conference
 James Franklin and at least two players available for questions in person and via telephone at Beaver Stadium.

To participate please contact the Strategic Communications Office at 814-865-1757 prior to 11 a.m. ET. Please contact Strategic Communications for FTP information for video/ audio from the press conference.

TUESDAY-WEDNESDAY:
 9 a.m. - 2 p.m. - Player Interviews
 Selected players available via teleconference interviews. For information, please contact Vonda Harpster in PSU Strategic Communications (vkh1@psu.edu; 814-865-1757).

WEDNESDAY:
 Approximately 6:15 p.m. - Wednesday Practice Availability
 Media can watch last 10 minutes of practice, James Franklin and one player will be available post-practice.

THURSDAY:
 11:30 a.m. - Thursday Assistant Coach Teleconference
 Selected players available via teleconference interviews. For information, please contact Vonda Harpster in PSU Strategic Communications (vkh1@psu.edu; 814-865-1757).

6:05 p.m. - "The Penn State Coaches Show Featuring James Franklin Presented by Pepsi" at Primanti Bros. and broadcast live on the Penn State Sports Network and LionVision on GoPSUsports.com.

SATURDAY:
 Post-Game: James Franklin and selected players will be available immediately following the game.
 Please contact Strategic Communications for FTP audio/ video information (home games only).

BIG TEN MEDIA SERVICES:

BIG TEN CONFERENCE RELEASE/STATISTICS: The Big Ten Conference football release, with standings and statistics, is available at www.bigten.org.

BIG TEN PLAYERS OF THE WEEK: The Big Ten Conference will be announcing Players of the Week every Monday during the season.

BIG TEN COACHES TELECONFERENCE: The Big Ten will conduct a football coaches teleconference every Tuesday during the season. All 14 head coaches will be available to answer questions for eight minutes. Please contact the Big Ten Communications staff (847-696-1010) for the phone numbers for the teleconference.

MONDAY	TUESDAY	WEDNESDAY	THURSDAY	FRIDAY	SATURDAY	SUNDAY
<p>Game Notes Available by 8 p.m. on GoPSUsports.com</p>	<p>James Franklin Press Conference 12:30 p.m. (ET)</p> <p>B1G Teleconference 1:28 p.m. (ET)</p> <p>Player Teleconferences</p>	<p>Practice Availability & James Franklin Post Practice Approx. 6:15 p.m.</p> <p>Player Teleconferences</p>	<p>PSU Asst. Coach Teleconference 11:30 a.m.</p> <p>Penn State Coaches Show 6:05 p.m. Primanti Bros.</p>	<p>No Coach/Player Availability</p>	<p>Nebraska 4 p.m.</p> <p>FS1/Penn State Sports Network</p> <p>Beaver Stadium</p>	<p>Updated Statistics Available 9 a.m. GoPSUsports.com</p>



FRANKLIN FILE

Born: February 2, 1972
Hometown: Langhorne, Pa.
Wife: Fumi
Daughters: Shola & Addison

Education:
 East Stroudsburg, 1995; B.S. in Psychology
 Washington State, 1999; M.A. in Educational Leadership

Playing Career:
 East Stroudsburg; Quarterback, 1991-94

Coaching Experience

2014-pres.	Head Coach	Penn State
2011-13	Head Coach	Vanderbilt
2008-10	Asst HC/Off. Coord./QBs	Maryland
2006-07	Off. Coord./QBs	Kansas State
2005	Wide Receivers	Green Bay Packers
2000-04	Recruiting Coord./WRs	Maryland
1999	Wide Receivers	Idaho State
1998	Grad. Asst./Tight Ends	Washington State
1997	Wide Receivers	James Madison
1996	Grad. Asst./Secondary	East Stroudsburg
1995	Wide Receivers	Kutztown

BOWL RESULTS

Year	School	Bowl	Result (Opp.)
2011	Vanderbilt	Liberty	L, 24-31 (Cincinnati)
2012	Vanderbilt	Music City	W, 38-24 (N.C. State)
2013	Vanderbilt	BBVA Compass	W, 41-24 (Houston)
2014	Penn State	PinStripe	W, 31-30 (Boston College)
2015	Penn State	TaxSlayer	L, 17-24 (Georgia)
2016	Penn State	Rose	L, 49-52 (USC)

HEAD COACH JAMES FRANKLIN

CAREER AT A GLANCE

- Franklin enters his seventh year as a collegiate head coach, leading his first six squads to a bowl game with victories in three.
- Franklin is one of 12 current FBS head coaches to lead his teams to a bowl game in each of his first six seasons as a head coach.
- He owns a 57-32 career record, with five consecutive winning seasons.
- Franklin has led his teams to one Top 10 finish (Penn State) and three Top 25 finishes (2 at Vanderbilt; 1 at Penn State).
- Franklin has 22 years of coaching experience at the collegiate and NFL level.
- In his first five years as a head coach, Franklin mentored 24 players that have gone on to the NFL ranks.
- Franklin has secured Top 25 recruiting classes each of the last four seasons, including back-to-back Top 20 classes at Penn State.

NITTANY LIONS ON THE FIELD

- Franklin was named the 16th head football coach in the storied history of the Nittany Lion program on January 11, 2014.
- The Nittany Lions surged in 2016, winning nine consecutive games en route to the Big Ten Championship, a Rose Bowl berth and an 11-3 overall record.
- Penn State finished the season ranked No. 5 in the College Football Playoff Rankings and No. 7 in the Associated Press and Amway Coaches polls. It was Penn State's highest finish in the polls since 2005.
- The Nittany Lions claimed their fourth overall Big Ten Championship and first outright title since 1994 with a thrilling 38-31 comeback win over Wisconsin in the Big Ten Championship game.
- In 2016, Franklin was honored as the Sporting News National Coach of the Year and the Woody Hayes National Coach of the Year, as well as the Dave McLain Big Ten Coach of the Year and Associated Press Big Ten Coach of the Year.
- Franklin was also a finalist for the Paul "Bear" Bryant, Eddie Robinson and Associated Press National Coach of the Year awards.
- The 2016 season brought record-breaking performances from the Nittany Lions as the offense set marks for total offense (6,056), passing yards (3,650), points scored (526) and double-digit comeback wins (4).
- The Nittany Lions' +14.4 scoring improvement in 2016 ranked fourth in FBS and second among Autonomy 5 schools.
- Sophomore running back Saquon Barkley was selected as the Graham-George Big Ten Offensive Player of the Year, Big Ten Running Back of the Year and Chicago Tribune Silver Football winner for the conference's top player. He is the fourth Nittany Lion to win the Silver Football and first since 2009.

- First-year starting quarterback Trace McSorley was named the Grange-Griffin Big Ten Championship Game MVP, as well as earning Maxwell Club Tri-State Player of the Year and All-Big Ten second team honors. He was the first Penn State quarterback to win all-conference honors since Daryll Clark in 2009.
- Not to be outdone, the Nittany Lion defense finished seventh in FBS in tackles for loss (8.1) and 19th in sacks (2.86).
- Penn State posted back-to-back 40-sack seasons for the first time since 2005-07.
- Franklin guided the Nittany Lions to a 7-6 record in 2015 and a berth in the TaxSlayer Bowl.
- Under Franklin's tutelage, Carl Nassib claimed a trio of national awards -- Lombardi Award, Lott IMPACT Trophy and Ted Hendricks Award -- and became Penn State's 13th unanimous Consensus All-American.
- Nassib also led the nation in sacks with a school-record 15.5 in 2015.
- The 2015 season also saw Christian Hackenberg break every Penn State career passing record, including passing yards, passing touchdowns and completions, and true freshman Saquon Barkley break the freshman season rushing record with a 1,000-yard campaign.
- Barkley was named the Big Ten Network's Freshman of the Year and claimed second team All-Big Ten honors, while wide receiver Chris Godwin (second team) and defensive tackles Austin Johnson (second team) and Anthony Zettel (third team) also earned All-Big Ten accolades.
- Franklin's first season was bookended with a pair of thrilling victories for the Nittany Lions. The Penn State head coach's inaugural season began with a final-play 26-24 victory over UCF in Dublin, Ireland in Penn State's first-ever international game and ended with a comeback, a 31-30 overtime win over Boston College in the New Era PinStripe Bowl in Yankee Stadium. The Nittany Lions overcame a 14-point deficit late in the third quarter, tying the largest comeback in Penn State's bowl history.
- With the PinStripe Bowl win, Franklin became just the third Penn State coach to lead the team to at least seven wins in his first season, joining Dick Harlow (1915) and Bill O'Brien (2012).
- Franklin guided the Nittany Lions to a 4-0 start, joining Harlow as the only first-year Penn State coaches to win their initial four games.
- In Franklin's first season at Penn State, he helped Mike Hull to the Butkus-Fitzgerald Big Ten Linebacker of the Year award to carry on the "Linebacker U" tradition.
- Zettel earned All-Big Ten first team honors, while receiver DaeSean Hamilton garnered All-Big Ten second team accolades after pulling in 82 catches for 899 yards.

CAREER RECORD

Year	School	Overall	Conf.	Of Note
2011	Vanderbilt	6-7	2-6	lost to Cincinnati, 31-24; Liberty Bowl
2012	Vanderbilt	9-4	4-4	No. 23; def. North Carolina State, 38-24; Music City Bowl
2013	Vanderbilt	9-4	5-3	No. 20; def. Houston, 41-24; BBVA Compass Bowl
2014	Penn State	7-6	2-6	2nd PSU coach to start career 4-0; def. BC, 31-30 (OT) PinStripe Bowl
2015	Penn State	7-6	4-4	lost to Georgia, 24-17; TaxSlayer Bowl
2016	Penn State	11-3	8-1	Big Ten East & Big Ten Champions; lost to USC, 52-49; Rose Bowl
2017	Penn State	8-2	5-2	
Total (7 Years)		57-32	30-26	Six Bowl Appearances
Vanderbilt Record (3 Years)		24-15	11-13	Consecutive Top-25 Finishes for 1st Time in VU History
Penn State Record (4 Years)		33-17	19-13	Three Consecutive Bowl Appearances

NIITTANY LIONS IN THE CLASSROOM

- The 2015 fall semester saw the Nittany Lions post a record 56 squad members with at least a 3.0 grade-point average, marking the fifth consecutive semester (including summer sessions) the Nittany Lions have had more than 50 student-athletes with a 3.0 GPA or better.
- The 56 Nittany Lions with a 3.0 GPA or higher surpasses the mark of 55 set by the 2008 fall semester for the most 3.0 students in a semester in football program history.
- Additionally, 22 Nittany Lions earned Academic All-Big Ten recognition in 2015.
- Tyler Yazujian collected a berth on the CoSIDA Academic All-America® second team in 2015.
- A total of 23 Nittany Lions posted a 3.5 GPA or higher in the 2015 fall semester, with 19 earning Dean's List recognition for having 3.5 GPA or higher with 12 credits earned in undergraduate work.
- The Nittany Lion freshmen were impressive in the 2015 fall semester with 14 posting a 3.0 or higher.
- During Franklin's first fall semester on campus, the football student-athletes set program records with 25 student-athletes earning Dean's List recognition (3.5 GPA) and 57 players owning a cumulative 3.0 grade-point average (GPA) or higher after the 2014 fall semester.
- Additionally, 51 squad members compiled at least a 3.0 GPA in the fall of 2014, the third-highest semester total in program history.
- The spring of 2015 saw continued success in the classroom with 51 student-athletes compiling at least a 3.0 GPA, marking the first time in program history with 50 or more 3.0s in a spring semester.

NIITTANY LIONS IN THE COMMUNITY

- In the last two seasons, the Nittany Lions have completed more than 4,000 hours of community service.
- The Nittany Lions' community service activities include: Uplifting Athletes, THON, Pennsylvania Special Olympics Summer Games, State College Area Food Bank and Penn State Hershey Children's Hospital visits.
- The football team's 2,100 hours of community service in 2014-15 equate to nearly 40 percent of the 5,300 community service hours by Penn State student-athletes.
- The engaging and enthusiastic Franklin is a popular speaker and media interview subject. He was a guest analyst on ESPN's coverage from the site of college football's National Championship game, spending a day appearing on various ESPN platforms in 2013 and 2014. In 2015, Franklin joined the FOX studio crew for pregame, halftime and postgame coverage of the Big Ten Championship game.
- In February 2015, Franklin was the lone college head coach among the speakers and panelists at the prestigious MIT Sloan Sports Analytics Conference in Boston. He was a panelist for the session, "The Formula to Win: College Football Analytics," which was moderated by CNN anchor/reporter Rachel Nichols.

RECRUITING SUCCESS

- The Class of 2016 at Penn State finished in the Top 20, ranking as high as 18th by ESPN, and featured a pair of five-star recruits.
- In 2016, Franklin secured the No. 1 player in the state of Pennsylvania (Miles Sanders) for the first time since Jared Odrick (2006).
- The Nittany Lions laid claim to the No. 1 running back in the state of Pennsylvania in 2015 (Saquon Barkley) and 2016 (Sanders).
- Forty-three of the 70 signees under Franklin are from within a 350-mile radius of State College.
- In February 2015, the Nittany Lions' highly-regarded class of 25 signees was ranked in the Top 15 nationally by the four major recruiting services.
- Franklin and his staff organized a Top 25 recruiting class in short order after being hired at Penn State in January 2014.
- While at Vanderbilt, Franklin assembled a recruiting class that finished as high as 19th in 2014.
- In each of his three seasons in Nashville, Franklin signed classes that finished in the Top 50 nationally. Prior to Franklin's arrival, the Commodores average class rank was 64.6 since 2000 (based on 247Sports composite).

HELPING THE COMMODORES GET THEIR WINGS

- Franklin directed Vanderbilt to consecutive Top 25 finishes for the first time in the 124-year history of the program (No. 23/24 -- 2013 & No. 23/20 -- 2012).
- The Commodores finished 23rd in the final 2012 Associated Press poll, marking their first AP final ranking since 1948.
- Franklin's 24 wins tied Dan McGugin for the most by a Vanderbilt coach in his first three seasons.
- Franklin led Vanderbilt to a bowl game in each of his three seasons in Nashville, with the last two years resulting in wins over North Carolina State (Music City Bowl) and Houston (BBVA Compass Bowl). The Commodores had played in four bowl games all-time in the 121 seasons prior to his arrival, none in consecutive years.
- Vanderbilt has posted four nine-win seasons in program history, with Franklin's last two teams comprising half of the total.
- Over the last 20 games during the 2012-13 seasons, the Commodores' 16-4 record was second-best in the SEC to Alabama's 17-3 mark.
- Franklin guided the Commodores to a 6-6 regular-season record and earned a berth in the Liberty Bowl during his first season after inheriting a Vanderbilt team that finished 2-10 in both 2009 and 2010, including a 1-15 SEC mark.
- The 2011 bowl berth was Vanderbilt's second since 1983 and running back Zac Stacy broke the Commodores' season record with 1,193 rushing yards.

- The Commodores had a breakthrough campaign in 2012 under Franklin, finishing on a seven-game winning streak (longest since 1948) to post a 9-4 mark, Vanderbilt's most wins in 97 years, and a berth in the Music City Bowl, which VU defeated N.C. State, 38-24.
- A victory at Missouri sparked an 8-1 finish, which included three consecutive SEC road wins for the first time in program history.
- The Commodores were 5-3 in SEC play, winning five SEC games for the first time since 1935, and posted two shutouts for the first time since 1968.
- Franklin was among five finalists for the Bear Bryant National Coach of the Year award in 2012.
- Stacy became the first player in Vanderbilt history to rush for 1,000 yards in consecutive seasons, gaining 1,141 yards to finish with a school-record 3,143 yards and 30 rushing touchdowns.
- Wide receiver Jordan Matthews broke the Vanderbilt season receiving record with 1,363 yards on 94 catches.
- Vanderbilt continued its historic rise under Franklin during the 2013 season, capping a school-record second consecutive 9-4 campaign with a 41-24 win over Houston in the BBVA Compass Bowl.
- The Commodores defeated Florida, Georgia and Tennessee in the same season for the first time in program history, winning in Gainesville and Knoxville.
- Franklin helped Matthews develop into a two-time All-American and the SEC's career leader in receptions (262) and receiving yardage (3,759). Matthews broke the SEC season record with 112 receptions for 1,477 yards and seven touchdowns in 2013, becoming the first SEC receiver to make 100 catches in a season.

RISING UP THE RANKS

- Franklin began his coaching career as the wide receivers coach at Kutztown (Pa.) University (1995) and was a graduate assistant coach at his alma mater, East Stroudsburg (Pa.) University in 1996, working with the secondary.
- He then was the wide receivers coach at James Madison (1997), a graduate assistant (tight ends) at Washington State in 1998 and the wide receivers coach at Idaho State (1999).
- In 2000, Franklin was named the wide receivers coach at Maryland under head coach Ron Vanderlinden, who would go on to coach the Penn State linebackers from 2001-13.
- Franklin continued in that role under new head coach Ralph Friedgen in 2002 and '03 and helped the Terps to three consecutive 10-win seasons, including an appearance in the 2002 FedEx Orange Bowl. In 2003, Franklin added duties as recruiting coordinator and directed back-to-back recruiting classes ranked in the Top 25 nationally. Franklin and former Nittany Lion head coach Bill O'Brien (running backs) were Maryland assistant coaches in 2003 and '04 under Friedgen.
- After five successful years at Maryland, Franklin was named wide receivers coach on Mike Sherman's Green Bay Packers staff in 2005. During that season, Green Bay ranked third in the NFL in receptions (383) and seventh in receiving yards (3,766). Donald Driver was among the top receivers in the NFL, ranking second in receptions and eighth in receiving yards, with a then-career-high 86 catches for 1,221 yards.
- Franklin served as the offensive coordinator and quarterbacks coach at Kansas State during the 2006-07 seasons under head coach Ron Prince. In 2006, he helped the Wildcats to their first winning season in four years. Franklin coached quarterback Josh Freeman and oversaw an offense that produced a 3,000-yard passer (Freeman), 1,500-yard receiver (All-American wide receiver Jordy Nelson) and 1,000-yard rusher (James Johnson) during the 2007 season, a first in school history. Freeman would go on to become the Wildcats' highest NFL offensive draft pick since 1954 when the Tampa Bay Buccaneers selected him 17th overall in the 2009 NFL Draft.
- Franklin returned to Maryland in 2008 as the Terps' assistant head coach and offensive coordinator. He helped the Terrapins to victories in the 2008 Humanitarian Bowl and the 2010 Military Bowl. The 2010 squad was among the national leaders in scoring offense at 32.2 points per game and was led by ACC Rookie of the Year quarterback Danny O'Brien. He threw for 2,438 yards, 22 touchdowns and only eight interceptions in 2010, with All-ACC receiver Torrey Smith making 67 catches for 1,055 yards and 12 scores.
- In 1998, Franklin began his participation in the NFL's Minority Coaching Fellowship Program, starting with a stint with the Miami Dolphins and working with Hall of Fame quarterback Dan Marino. Franklin also worked with Donovan McNabb of the Philadelphia Eagles (1999) and Minnesota Vikings (2008) in the NFL program.

PLAYING CAREER

- Franklin was a four-year letterman at quarterback and a two-time All-PSAC selection at East Stroudsburg.
- He set seven school records as a senior to earn team MVP honors and was a Harlon Hill Trophy nominee as the NCAA Division II Player of the Year.
- Among the season records he set were for total offense (3,128 yards), passing yards (2,586) and touchdown passes (19).
- Franklin graduated having broken or tied 23 school records.
- Franklin was inducted into the East Stroudsburg Athletics Hall of Fame October 15, 2016.

PERSONAL

- Franklin graduated from East Stroudsburg in 1995 with a degree in psychology and earned a master's degree in educational leadership from Washington State University.
- Franklin graduated from Neshaminy High School in Langhorne.
- Franklin and his wife, Fumi, have two daughters, Shola and Addison.



LEADERSHIP



TEAM CAPTAINS ELECTED

Seniors **Marcus Allen, Jason Cabinda, Tyler Davis, Grant Haley and DaeSean Hamilton** and juniors **Saquon Barkley, Trace McSorley and Nick Scott** were elected team captains for the 2017 season, as voted by their teammates.

Allen was selected third-team All-Big Ten by the conference's coaches and honorable mention by the media panel last season. He made a team- and career-high 110 tackles on the season to become the first Penn State safety to lead the team in tackles since Shawn Mayer (144) in 2002.

Cabinda garnered third-team All-Big Ten accolades from the conference coaches last season, despite missing five games due to injury. He posted eight tackles or more in all nine games he played in. Cabinda finished third on the squad with 81 tackles in 2016, after posting 100 stops in his sophomore season.

Davis earned the 2016 Vlade Award for the nation's most accurate kicker to go along with first-team All-Big Ten accolades from the conference coaches and second team accolades from the media. Davis led the Big Ten and was eighth nationally with a .917 field goal percentage and was second in the conference and 11th nationally in total points (128).

Haley was on the back-end of one of the most memorable plays of the 2016 season when he scooped up Marcus Allen's blocked field goal and ran 60 yards for the game-winning touchdown against No. 2 Ohio State. Haley also earned CoSIDA Academic All-District honors last season and has earned a spot on the Academic All-Big Ten team twice.

A fifth-year senior, Hamilton was crucial in Penn State's Big Ten Championship game victory, catching eight passes for 118 yards. Hamilton is Penn State's all-time receptions leader.

Barkley is a preseason first-team All-American for several publications. In 2016, Barkley claimed the Graham-George Big Ten Offensive Player of the Year, Ameche-Dayne Big Ten Running Back of the Year and the Chicago Tribune Silver Football for the Big Ten's best player last season. The junior back was second in the conference and 24th nationally with 106.9 rushing yards per game. His 1,496 yards in 2016 broke the Penn State sophomore season record and rank fifth on the single-season charts.

McSorley earned the Grange-Griffin Most Valuable Player award as MVP of the Big Ten Championship game after throwing for a Big Ten Championship game-record 384 yards and four touchdowns. He was also a second-team All-Big Ten choice by the conference's coaches and media. McSorley turned in one of the top QB campaigns in program history, breaking the Penn State season record for passing yards (3,614), passing touchdowns (29) and total offense records (3,979).

Scott has embraced his role as a leader on special teams. He appeared in 13 games last season and finished second on the squad with eight special teams tackles. Scott had a career-high three special teams tackles against Maryland in October. In 2016, Scott also returned six kickoffs for 138 yards (23.0 ypr).

LEADERSHIP COUNCIL

- The 30-member Leadership Council, which is comprised of 21 seniors, four juniors, three sophomores and two freshmen, serves as the voice for the team.
- This year's members are: seniors **Marcus Allen, Troy Apke, Saeed Blacknall, Jason Cabinda, Christian Campbell, Tyrell Chavis, Curtis Cothran, Parker Cothren, Desi Davis, Tyler Davis, Mike Gesicki, Grant Haley, DaeSean Hamilton, Cody Hodgins, Brendan Mahon, Josh McPhearson, Andrew Nelson, Tom Pancoast, Daniel Pasquariello, Brandon Smith and Mitchell Vallone**; juniors **Saquon Barkley, Trace McSorley, John Reid and Nick Scott**; sophomores **Ryan Bates, Juwan Johnson and Tommy Stevens**; and freshmen **Michal Menet and Jake Zembiec**.
- This group is not only charged with leading the team, but the expectation is to also uphold the program's four core values: positive attitude, great work ethic, compete in everything and must be willing to sacrifice. The Leadership Council meets at least twice a month in Franklin's office.

NATIONAL POLLS

COLLEGE FOOTBALL PLAYOFF (NOV. 14)

1.	Alabama	10-0
2.	Clemson	9-1
3.	Miami	9-0
4.	Oklahoma	9-1
5.	Wisconsin	10-0
6.	Auburn	8-2
7.	Georgia	9-1
8.	Notre Dame	8-2
9.	Ohio State	8-2
10.	PENN STATE	8-2
11.	USC	9-2
12.	TCU	8-2
13.	Oklahoma State	8-2
14.	Washington State	9-2
15.	UCF	9-0
16.	Mississippi State	7-3
17.	Michigan State	7-3
18.	Washington	8-2
19.	NC State	7-3
20.	LSU	7-3
21.	Memphis	8-1
22.	Stanford	7-3
23.	Northwestern	7-3
24.	Michigan	8-2
25.	Boise State	8-2

Rankings will be issued six times in 2017, including Selection Day, Sunday, December 3. The dates will be as follows:

- October 31
- November 7
- November 14
- November 21
- November 28
- December 3 (Selection Day and Playoff Semifinal teams announced)
- For more information on rankings, the selection committee protocol and voting process, visit collegefootballplayoff.com.

PENN STATE IN THE POLLS

Date	CFP	AP	COACHES
Preseason	N/A	6	6
Week 2 (9/5)	N/A	4	4
Week 3 (9/10)	N/A	5	5
Week 4 (9/17)	N/A	4	4
Week 5 (9/24)	N/A	4	4
Week 6 (10/1)	N/A	4	4
Week 7 (10/8)	N/A	3	3
Week 8 (10/15)	N/A	2	2
Week 9 (10/22)	N/A	2	2
Week 10 (10/29-31)	7	7	7
Week 11 (11/5-7)	14	16	13
Week 12 (11/12-14)	10	13	11
Week 13 (11/19-21)			
Week 14 (11/26-28)			
Week 15 (12/3)			

AP (Week 12)

1.	Alabama (57)	10-0	1521
2.	Miami (4)	9-0	1438
3.	Oklahoma	9-1	1367
4.	Clemson	9-1	1358
5.	Wisconsin	10-0	1322
6.	Auburn	8-2	1199
7.	Georgia	9-1	1151
8.	Ohio State	8-2	1036
9.	Notre Dame	8-2	1001
10.	Oklahoma State	8-2	898
11.	TCU	8-2	875
12.	USC	9-2	866
13.	PENN STATE	8-2	818
14.	UCF	9-0	807
15.	Washington State	9-2	614
16.	Washington	8-2	575
17.	Mississippi State	7-3	492
18.	Memphis	8-1	437
19.	Michigan	8-2	315
20.	Stanford	7-3	287
21.	LSU	7-3	276
22.	Michigan State	7-3	259
23.	South Florida	8-1	236
24.	West Virginia	7-3	222
25.	NC State	7-3	178

Others receiving votes: Virginia Tech 110, Northwestern 72, Arizona 49, Iowa State 27, Boise State 6, Georgia Tech 6, Army 3, Iowa 2, South Carolina 2

AMWAY COACHES (Week 12)

1.	Alabama (63)	10-0	1575
2.	Miami	9-0	1465
3.	Clemson	9-1	1406
4.	Wisconsin	10-0	1395
5.	Oklahoma	9-1	1386
6.	Auburn	8-2	1250
7.	Georgia	9-1	1184
8.	Ohio State	8-2	1076
9.	Notre Dame	8-2	947
10.	USC	9-2	917
11.	PENN STATE	8-2	912
12.	UCF	9-0	910
13.	Oklahoma State	8-2	902
14.	TCU	8-2	814
15.	Washington	8-2	642
16.	Washington State	9-2	587
17.	Memphis	8-1	509
18.	Michigan	8-2	394
19.	Mississippi State	7-3	373
20.	South Florida	8-1	361
21.	LSU	7-3	282
22.	NC State	7-3	271
23.	Stanford	7-3	206
24.	Michigan State	7-3	179
25.	West Virginia	7-3	171

Others receiving votes: Virginia Tech 94, Northwestern 67, Arizona 54, Boise State 40, South Carolina 33, Iowa 16, Kentucky 16, Army 14, San Diego State 11, Iowa State 9, Troy 5, Ohio 2



SERIES NOTES

HEAD COACH MIKE RILEY

- Head Coach Mike Riley is in his third season as the Nebraska head coach in 2017.
- Riley is in his 43rd season as a coach and 26th season as a head coach, tying for the second-most experience of any FBS head coach entering the 2017 season behind Nick Saban.
- Riley is one of eight active FBS head coaches who also has experience as an NFL head coach.
- Riley owns 16 victories over nationally-ranked opponents during his college head coaching tenure.
- Riley took over the Husker football program following 12 seasons as the head coach at Oregon State, and 14 seasons overall in Corvallis. Riley also had prior experience at the highest level of football, serving as the head coach of the San Diego Chargers for three seasons, while also spending time in the Canadian Football League and the World Football League.
- Riley is making his second trip to Happy Valley as a head coach, as he guided Oregon State against the Nittany Lions in 2008. Penn State won, 45-14.

SCOUTING THE CORNHUSKERS

- At 4-6 overall, Nebraska must win its final two games (at Penn State; vs. Iowa) to qualify for a bowl.
- Nebraska is 3-4 in the Big Ten West Division. It opened its Big Ten schedule with wins over Rutgers and Illinois, but has stumbled in four of its last five, including its last two against Minnesota and Northwestern.
- The Penn State game concludes a stretch in which Nebraska has been on the road for three out of four games.
- Redshirt freshman receiver JD Spielman has 49 receptions and 734 receiving yards this season to set Nebraska freshman records in both categories. He ranks third in the Big Ten with 144.5 all-purpose yards per game, second with one kickoff return touchdown, third in kickoff returns (24.8 ypr) and second with 80.8 receiving yards per game.
- Quarterback Tanner Lee ranks fourth in the Big Ten averaging 253.9 passing yards per game.
- Nebraska and Penn State both excel at holding on to the football, Nebraska has lost just two fumbles and Penn State has only lost one.

TOP PERFORMANCES - PENN STATE

Rushing

Zach Zwinak	35 for 149 yds ('13)
Zach Zwinak	21 for 141 yds ('12)
Curt Warner	28 for 238 yds ('81)

Passing

Todd Blackledge	23-of-39, 295 yds, 3 TD ('82)
-----------------	-------------------------------

Receiving

Allen Robinson	8 for 106 yds ('13)
Bryant Johnson	8 for 147 ('02)

TOP PERFORMANCES - NEBRASKA

Rushing

Ameer Abdullah	25 for 147 yds ('13)
Ameer Abdullah	31 for 116 yds ('12)
Rex Burkhead	25 for 121, 1 TD ('11)
Jarvis Redwine	34 for 189 ('80)

Passing

Turner Gill	16-of-34, 239 yds, 2 TD ('82)
-------------	-------------------------------

Receiving

Irving Fryar	7 for 112 ('82)
--------------	-----------------

SERIES RECORD

Penn State and Nebraska are meeting on the gridiron for the 17th time since the first contest in 1920. When Nebraska traveled to State College for the first meeting between the two schools in 1920, it marked the first time that Penn State played a team that was located west of the Mississippi River. The Huskers hold a 9-7 edge in the series, winning the last four contests dating back to 2003. Saturday's game will be the fourth Big Ten game between the national powers, as the Cornhuskers and Nittany Lions played annually from 2011-13 when the Huskers first joined the conference in 2011. Penn State holds a 5-3 advantage in games played in Happy Valley. The teams will not meet again during the regular season until Penn State heads out to Lincoln in 2020.

Year	Site	Result
1920	Home	Penn State 20, Nebraska 0
1949	Home	Penn State 22, Nebraska 7
1950	Away	Nebraska 19, Penn State 0
1951	Away	Penn State 15, Nebraska 7
1952	Home	Penn State 10, Nebraska 0
1958	Away	Nebraska 14, Penn State 7
1979	Away	Nebraska 42, Penn State 17
1980	Home	Nebraska 21, Penn State 7
1981	Away	Penn State 30, Nebraska 24
1982	Home	Penn State 27, Nebraska 24
1983	Neutral	Nebraska 44, Penn State 6
2002	Home	Penn State 40, Nebraska 7
2003	Away	Nebraska 18, Penn State 10
2011	Home	Nebraska 17, Penn State 14
2012	Away	Nebraska 32, Penn State 23
2013	Home	Nebraska 23, Penn State (OT)

LAST MEETING

PENN STATE FALLS IN OVERTIME TO NEBRASKA, 23-20

Quarterback Christian Hackenberg totaled three touchdowns as Penn State football fell to Nebraska, 23-20, in overtime.

The Nittany Lions got the ball to start overtime. After two runs by Zach Zwinak and an incomplete pass to Allen Robinson, Sam Ficken missed a 37-yard field-goal attempt. On Nebraska's offensive possession, Pat Smith connected on a 47-yard attempt to seal the victory.

After both teams traded punts through the first 10:38 of the game, Penn State struck first on a 2-yard touchdown pass from Hackenberg to tight end Adam Breneman, who made a diving catch in the end zone with 33 seconds left in the quarter. Ficken's extra-point attempt hit the right upright and did not go through, keeping the score at 6-0.

With 13:14 left in the first half, the Cornhuskers answered with a touchdown drive of their own to take a 7-6 lead. Quarterback Ron Kellogg III made his first appearance of the game, replacing starter Tommy Armstrong, Jr. Kellogg III completed all four of his pass attempts on the drive, with the last hitting Quincy Enunwa over the middle for a 27-yard touchdown pass.

Early in the third quarter, Kellogg III was strip-sacked by C.J. Olaniyan at the Nebraska 8, who recovered it with 11:17 left in the quarter.

The Nittany Lion offense took advantage as Hackenberg, on second-and-goal, fooled the Husker defense with play action to the left side. Hackenberg slipped out to the right and sprinted toward the corner pylon and in for the score. Ficken's point-after gave Penn State the 13-7 lead with 10:47 remaining in the third quarter, but Nebraska's Kenny Bell returned the ensuing kickoff 99 yards for a score, and with 1:16 left in the third, Pat Smith extended the Nebraska lead to 17-13 on a 39-yard field goal.

The Nittany Lions answered on a 46-yard touchdown reception by tight end Jesse James, and Ficken's extra point put the Lions up, 20-17, with 14:50 in the fourth quarter. Nebraska tied the game, 20-20, with a 19-yard field goal by Smith with 4:29 remaining.



TEAM STATISTICS

	PSU	NEB
First Downs	19	18
Rushing Yards	168	170
Passing Yards	192	217
Passing (C-A-Int)	21-36-0	16-33-1
Total Offense	360	387
Plays	77	77
Fumbles (#-Lost)	4-2	3-0
Penalties (#-Yards)	7-54	3-25
Possession Time	29:16	30:44
3rd Down Conv.	3-17	2-14
Red Zone	2-3	2-3
Touchdowns	0	2
Field Goals	2	0

GAME LEADERS

* Top performers from each school based on yardage.

PENN STATE

Rushing

Zach Zwinak	35 for 149 yds
Akeel Lynch	5 for 9 yds

Passing

Christian Hackenberg	16-of-33 for 217 yds
	2 TD/1 INT

Receiving

Allen Robinson	8 for 106 yds
Jesse James	3 for 56 yds, 1 TD

Tackles (U-A-Total)

Glen Carson	3-7-10
Malcolm Willis	5-4-9

NEBRASKA

Rushing

Ameer Abdullah	25 for 147 yds
Imani Cross	8 for 31 yds

Passing

Ron Kellogg III	20-of-34 for 191 yds
	1 TD/0 INT

Receiving

Jordan Westerkamp	5 for 62 yds
Kenny Bell	5 for 33 yds

Tackles (U-A-Total)

David Santos	5-4-9
Michael Rose	6-2-8

OTHER

Date	November 23, 2013
Location	University Park, Pa.
Stadium	Beaver Stadium
Attendance	98,517
Time of Game	3:42
Penn State	6-5, 3-4 Big Ten
Nebraska	8-3, 5-2 Big Ten



RECORD BREAKDOWN

Overall Record	8-2
Day Games	5-2
Night Games (6 p.m. or later)	3-0
TV Games	8-2
ABC	5-0
BTN	3-0
FOX	0-2
FS1	0-0
Ranked Opponents	1-2
Scoring First	7-2
Opponent Scoring First	1-0
Leading at the Half	7-1
Trailing at the Half	1-0
Tied at the Half	0-1
Leading after Third Qtr.	8-2
Trailing after Third Qtr.	0-0
Tied after Third Qtr.	0-0
Overtime Games	0-0
Scoring less than 20 pts.	0-0
Scoring 20-29 points	1-1
Scoring 30-39 Points	3-1
Scoring 40+ Points	4-0
Allowing 10 points or less	4-0
Allowing 11-20 points	4-0
Allowing 21-30 points	0-1
Allowing 31+ points	0-1
Rushing for less than 100 yds.	3-2
Rushing for 100-199 yds	2-0
Rushing for 200-299 yds	3-0
Rushing for 300+ yds	0-0
Passing for less than 200 yds.	1-1
Passing for 200-299 yds.	4-0
Passing for 300-399 yds.	3-0
Passing for 400+ yds	0-1
Totalling less than 300 yds total offense.	0-1
300-399 yds of total offense	4-0
400-499 yds of total offense	0-1
500+ yds of total offense	4-0
Allowing less than 100 yds rushing	3-1
Allowing more than 100 yds rushing	5-1
Allowing less than 300 yds total offense	5-0
Allowing 300+ yds total offense	3-2
Having a 100-yd rusher	3-0
Having two 100-yd rushers	0-0
Not having a 100-yd rusher	5-2
Opp. having a 100-yd rusher	1-0
No turnovers	3-1
1-3 turnovers	5-1
3+ turnovers	0-0
No takeaways	0-0
1 or 2 takeaways	4-2
3 or more takeaways	4-0
More than 30:00 of possession	3-1
Less than 30:00 of possession	5-1

NEBRASKA NOTES

STORIED PROGRAMS MEET ON GRIDIRON

- Penn State and Nebraska both rank among the top-10 programs in winning percentage and total victories in NCAA history.
 - Four of the top-10 winningest programs in NCAA history are from the Big Ten.
 - Penn State sits No. 8 in all-time victories (875) and No. 10 in winning percentage (.687).
 - Nebraska is fifth with 893 all-time victories and No. 9 with an all-time winning percentage of .696.
 - The Nittany Lions and Buckeyes are also among the most ranked teams in NCAA history according to the AP poll.
 - Ohio State has spent 70 weeks ranked No. 1 in the AP Poll (7th all-time) and Penn State has earned the No. 1 ranking by the AP on 21 occasions (T-15th all-time). (Not including preseason rankings).
 - Penn State's 611 weeks ranked among the AP Top 25 rank ninth all-time, while Nebraska's 728 weeks rank seventh.
- AP Poll statistics are since 1936; according to CollegePollArchive.com*

SENIORS TO BE HONORED

- There are 23 Nittany Lion seniors that will take the field in Beaver Stadium for the final time Saturday.
- The 2017 seniors have been instrumental in the Nittany Lions earning a 33-17 record the past four years with four winning seasons, the 2016 Big Ten Championship, a Rose Bowl appearance, Penn State's highest ranking since 1999 (No. 2) and a fourth bowl appearance upcoming.
- The group includes some of head coach **James Franklin's** first recruits.
- The 23 players will be introduced in a pre-game ceremony and include: Marcus Allen, Troy Apke, Brendan Brosnan, Saeed Blacknall, Jason Cabinda, Christian Campbell, Tyrell Chavis, Curtis Cothran, Parker Cothren, Desi Davis, Tyler Davis, Billy Fessler, Mike Gesicki, Grant Haley, DaeSean Hamilton, Cody Hodgens, Brendan Mahon, Josh McPhearson, Andrew Nelson, Tom Pancoast, Daniel Pasquariello, Brandon Smith and Mitchell Vallone.
- The Nittany Lions have earned victories in 21 of their 27 Senior Day games since 1990.

BLUE OR WHITE?

- Penn State will host its third annual "Stripe Out" game, as fans attending Beaver Stadium are coordinated to wear blue or white clothing in alternating sections to create a stripe effect.
- Penn State is undefeated in its two previous Stripe Out games, defeating Rutgers, 28-3, in the inaugural game (Sept. 19, 2015) and defeating Temple last season (Sept. 17), 34-27.

FIRST TIME ON FS1

- Penn State will be making its first television appearance on FS1, which was founded in 2013.
- It is Penn State's first debut on a cable network since appearing on ESPN Classic in 2009.

PENN STATE-NEBRASKA CONNECTIONS

- Penn State junior CB **Jabari Butler** and Nebraska junior OL **Nick Gates**, freshman WR Tyjon Lindsey and junior LS Jordan Ober played together at Bishop Gorman High School in Nevada.
- Penn State freshman WR **KJ Hamler** and Nebraska freshman OL Broc Brando played at IMG Academy.
- Penn State co-defensive coordinator and safeties coach **Tim Banks** and Nebraska defensive coordinator Bob Diaco just missed each other at Cincinnati. Diaco departed as the defensive coordinator following the 2010 season, and Banks immediately followed as the co-defensive coordinator and defensive backs coach.
- Diaco played at Iowa and went 0-3 as a student-athlete against the Nittany Lions from 1993-95.
- Banks and Nebraska offensive line coach Mike Cavanaugh just missed each other at Ferris State. Cavanaugh departed as the offensive line coach following the 1996 season, and Banks arrived in 1997 as the defensive backs coach.
- Penn State offensive line coach **Matt Limegrover** and Nebraska director of football operations Adam Clark worked together at Northern Illinois from 2008-10 and Minnesota from 2011-15. Limegrover served as the offensive coordinator and offensive line coach in both locations, while Clark served in administrative roles with the football programs in both locations.
- Limegrover and Nebraska head football strength coach Mark Philipp were both at Southern Illinois, as Limegrover served as the offensive coordinator and offensive line coach (2001-2007) and Philipp was a student-athlete on the team (graduated in 2006).

PENN STATE VS. BIG TEN

- Penn State has won 14 out of its last 16 games against Big Ten opponents.
- Penn State won 13 consecutive games against Big Ten opponents from 2016-17, breaking its record of 12 from 1993-94.
- Penn State owns a 206-101-3 mark against Big Ten Conference teams since the Nittany Lions first opposed Ohio State in 1912.
- The Nittany Lions began play as a member of the Big Ten Conference in 1993 and have a 125-75 mark.
- Penn State played 109 games vs. the current Big Ten alignment when either or both Penn State itself (prior to 1993) or the opponent (Nebraska prior to 2011; Maryland and Rutgers prior to 2014) was not yet a member of the Big Ten. The Nittany Lions went 80-26-3 in those games.

Opponent	Record	1st		Last	
		Meeting	Meeting	Meeting	Meeting
Illinois	18-5	1954	2015		
Indiana	20-1	1993	2017		
Iowa	15-12	1930	2017		
Maryland	37-2-1	1917	2016		
Michigan	8-13	1993	2017		
Michigan State	15-16-1	1914	2017		
Minnesota	9-5	1993	2016		
Nebraska	7-9	1920	2013		
Northwestern	14-5	1993	2017		
Ohio State	14-19	1912	2017		
Purdue	14-3-1	1951	2016		
Rutgers	26-2	1918	2017		
Wisconsin	9-9	1953	2016		

HOME SWEET HOME

With a 284-72 all-time record in Beaver Stadium, Penn State owns the seventh-best winning percentage (.798) in its current home venue amongst current FBS schools and leads the Big Ten. Only Alabama (.826) and Oklahoma (.809) have higher winning percentages in facilities older than Beaver Stadium.

School	Stadium Name (Opened)	Rec	Win %
1. Marshall	Joan C. Edwards Stadium (1991)	155-31	.833
2. Boise State	Albertsons Stadium (1970)	258-54	.8269
3. Ga. Southern	Paulson Stadium (1984)	186-39	.8267
4. Alabama	Bryant-Denny Stadium (1929)	258-53-3	.8264
5. Oklahoma	Gaylord Family-Okl. Memorial Stadium (1923)	389-86-15	.809
6. Houston	TDECU Stadium (2014)	21-5	.808
7. Penn State	Beaver Stadium (1960)	284-72	.798
8. Auburn	Jordan-Hare Stadium (1939)	317-81-7	.791
9. Ohio State	Ohio Stadium (1922)	435-112-20	.785
10. Tennessee	Neyland Stadium (1921)	463-126-17	.778

THIS DAY IN HISTORY

NOVEMBER 18

RECORD: 9-2-4
STREAK: W3

NOTABLE

- State College was hit with a rare 18-inch snowfall three days before No. 12 Michigan visited Beaver Stadium in 1995. Volunteers, including some local inmates, cleared the stands of snow and an estimated 80,000 fans attended the "Snow Bowl." Joe Nastasi's run for a touchdown on a fake field goal late in the game sealed the Nittany Lions' 27-17 win.

Year	Site	Result
1895	A	Penn State 6, Washington & Jefferson 6
1905	N (at Williamsport)	Penn State 6, Dickinson 0
1911	A	Penn State 0, Navy 0
1922	A	Pennsylvania 7, Penn State 6
1933	A	Penn State 6, Pennsylvania 6
1939	A	Penn State 14, Army 14
1944	H	Penn State 34, Maryland 19
1950	H	Penn State 18, Rutgers 14
1961	H	Penn State 34, Holy Cross 14
1967	H	Penn State 35, Ohio 14
1972	A	Penn State 45, Boston College 26
1989	H	Notre Dame 34, Penn State 23
1995	H	Penn State 27, Michigan 17
2000	H	Penn State 42, Michigan State 23
2006	H	Penn State 17, Michigan State 13



HIGHLIGHTS

WINNING WAYS

- Penn State is 8-2 after 10 games for a second consecutive season.
- Penn State is 17-3 in its last 20 games, the best span since going 20-0 from 1993-95.
- Penn State started a season 7-0 for the first time since 2008, when the team started 9-0.
- Penn State's 4-0 start in Big Ten play marked the first such start since 2011, when Penn State began 5-0.
- Penn State's victory over No. 19 Michigan as the No. 2-ranked team was its first as a top-five team over a ranked opponent since winning 13-6 at No. 10 Ohio State in 2008 as the No. 3-ranked team.
- Penn State is one of seven teams that has had a winning season the last 13 consecutive years, with only Wisconsin, Oklahoma, Virginia Tech, USC, Boise State and LSU also achieving the feat.

STIFF COMPETITION

- In terms of opponent winning percentage, Penn State has played the fourth toughest schedule among the CFP Top 25 teams this season with its opponents combining for a 59-40 record (.596). *(From Coaches by the Numbers)*
- Penn State played three ranked opponents (No. 19 Michigan, No. 6 Ohio State, No. 24 Michigan State) in a row for the first time since facing four consecutive ranked opponents in 2004 (No. 20 Wisconsin, No. 20 Minnesota, No. 9 Purdue, No. 25 Iowa).

STREAKING

- With a win over Rutgers on Homecoming, Penn State extended its home winning streak to 13 games, tied for 10th-longest in the school annals. It is the longest home winning streak of Penn State's Big Ten era and the longest since a 14-game streak from 1990-92. **See Home Success on Page 18**
- The Nittany Lions have scored 20 or more points in 20 consecutive games, which is the longest streak since a 20-game streak from 1993-95.
- Penn State has forced at least one turnover in 11-straight games dating back to the 2017 Rose Bowl, its longest streak since forcing a turnover in 29-straight games from 2007 to 2009.
- QB **Trace McSorley** has thrown a touchdown pass in 25 consecutive games, dating to the 2016 TaxSlayer Bowl, extending his school record. It is the second-longest active streak in FBS behind Oklahoma's Baker Mayfield (34).
- TE **Mike Gesicki** has recorded a reception in his last 24 games, dating back to the 2016 season opener.
- K **Tyler Davis** has converted a Penn State-record 122 consecutive PAT kicks.

OUT FRONT

- Of the 600 minutes played this season, Penn State has only trailed for 34 minutes, 6 seconds.
- Penn State has played 80.8 percent of its plays (1364 of 1688) with the lead, which ranks third in FBS, behind UCF (84.9 percent) and Alabama (82.7 percent).
- Penn State has also played 56.6 percent (956 of 1688) of its plays with a 10 or more point lead, which is second in FBS only to Alabama.

According to Coaches by the Numbers

IN THE RANKINGS

- Penn State moved up four spots to No. 10 in the latest College Football Playoff rankings (Nov. 14), and is ranked No. 13 by the Associated Press and No. 11 in the Amway Coaches Poll.
- Penn State has been ranked in the last nine CFP rankings, dating back to its first-ever appearance in the first poll of the 2016 season.
- Penn State's 20-straight weeks in the AP Top 25 is the eighth-longest active streak in FBS. *(Since 1936; according to CollegePollArchive.com)*

HEARTBREAKERS

- Four of Penn State's last five losses, dating back to the 2016 season (2017: Michigan State, 27-24; Ohio State, 39-38. 2016: USC, 52-49; Pitt 42-39) have been decided by three points or less.
- Penn State's last three losses (2017: Michigan State, 27-24; Ohio State, 39-38. 2016: USC, 52-49) have been decided by three points or less for a combined margin of seven points, the smallest margin of defeat in three-straight losses in program history.
- The losses to USC and Michigan State came on field goals as time expired, while Ohio State took the lead with 1:48 remaining.
- Penn State's two losses this season (Michigan State, 27-24; Ohio State, 39-38) have been decided by a combined margin of four points, which is the smallest margin amongst two-loss teams in FBS. Of the 16 two-loss teams in FBS, Auburn (8 pts and 4 pts) and Washington (6 pts and 8 pts) are the only other teams to lose twice by single digits.
- The four-point combined margin of defeat is tied for the second smallest in FBS, as one-loss teams Clemson (3 pts) and South Florida (4 pts) are the only other FBS teams in the category. Of the five one-loss teams in FBS, three lost by more than four points.
- Penn State last lost a game by more than three points on Sept. 24, 2016 at Michigan (49-10).

POPULAR NITTANY LIONS

- Penn State ranks third in the nation with an average home attendance of 106,704.
- PSU hosted 110,823 against Michigan this season for its largest crowd in Beaver Stadium history, surpassing the record of 110,753 (Nebraska; Sept. 14, 2002).
- The crowd was also the sixth-largest to ever see a Penn State game (home, away, neutral).
- The attendance of 109,898 for the Penn State-Pitt game was the eighth-largest crowd in Beaver Stadium history and the largest since Penn State faced Ohio State in 2009 in front of 110,033 in 2009.
- The Penn State Student Section sold out more than 21,000 tickets in just 89 minutes, highlighted by the sold-out allotments of the senior (20), junior (10) and freshmen (15) classes in less than 20 minutes each.
- The Penn State Student Section has consistently sold out for four decades, showing the unwavering passion and dedication of Penn State students.
- Penn State sold more than 9,000 new season tickets for the 2017 campaign. The season ticket renewal rate topped 95 percent to help the Lions exhaust their season ticket allotment for the first time since 2008.

See Packing the Stadium on Page 18

WINNINGEST PROGRAMS

In its 131st season of varsity football, Penn State has posted 875 victories to rank No. 8 in the nation. The Lions' success is not solely due to longevity though, as Penn State also ranks in the Top 10 in all-time winning percentage. *As of Nov. 12, 2017.*

TOTAL VICTORIES

1. Michigan (138)	Big Ten	943
2. Notre Dame (129)	Independent	904
3. Texas (129)	Big 12	896
4. Ohio State (128)	Big Ten	894
5. Nebraska (128)	Big Ten	893
6. Alabama (123)	SEC	888
7. Oklahoma (123)	Big 12	881
8. PENN STATE (131)	Big Ten	875
9. Tennessee (121)	SEC	832
USC (124)	Pac-12	832

WINNING PERCENTAGE (YEARS - MIN 25 IN D1)

1. Michigan (138)	Big Ten	.731
2. Notre Dame (129)	Independent	.729
3. Boise State (50)	Mountain West	.725
4. Ohio State (128)	Big Ten	.724
5. Alabama (123)	SEC	.7230
6. Oklahoma (123)	Big 12	.7225
7. Texas (125)	Big 12	.705
8. USC (124)	Pac-12	.702
9. Nebraska (128)	Big Ten	.696
10. PENN STATE (131)	Big Ten	.687
11. Florida State (71)	ACC	.679
12. Tennessee (121)	SEC	.678
13. Georgia (124)	SEC	.651
14. LSU (124)	SEC	.650
15. Appalachian State (88)	Sun Belt	.640

THE ALL-TIME AP COLLEGE FOOTBALL POLL

The Associated Press updated its "All-Time AP Poll" this summer. Its formula counted poll appearances (1 point), No. 1 rankings (2 points) and AP championships (10 points). The first poll was in 1936. Entering 2017, Penn State has been ranked 597 times (53.4% of all polls), have been voted No. 1 19 times and won two AP National Championships.

1. Ohio State	Big Ten	1,128
2. Oklahoma	Big 12	1,070
3. Notre Dame	Independent	1,045
4. Alabama	SEC	1,039
5. USC	Pac-12	980
6. Nebraska	Big Ten	913
7. Michigan	Big Ten	910
8. Texas	Big 12	826
9. Florida State	ACC	730
10. Florida	SEC	689
11. LSU	SEC	668
12. PENN STATE	Big Ten	655
13. Miami	ACC	649
14. Tennessee	SEC	635
15. Auburn	SEC	580
16. Georgia	SEC	577
17. UCLA	Pac-12	536
18. Texas A&M	SEC	489
19. Michigan State	Big Ten	448
20. Washington	Pac-12	446
21. Clemson	ACC	439
22. Arkansas	SEC	418
23. Pittsburgh	ACC	358
24. Wisconsin	Big Ten	351
25. Iowa	Big Ten	334

AT THE START

Opponent	Coin Toss	Choice	PSU 1st Drive	Opponent 1st Drive	Game Captains
AKRON	Won	Defer - Kick Off	Interception	Punt	Jason Cabinda, DaeSean Hamilton, Trace McSorley, Nick Scott
PITTSBURGH	Won	Defer - Kick Off	Touchdown	Interception	Marcus Allen, Saquon Barkley, Tyler Davis, Grant Haley
GEORGIA STATE	Lost	Receive	Touchdown	Punt	Jason Cabinda, DaeSean Hamilton, Trace McSorley, Nick Scott
at Iowa	Won	Receive	Punt	3-and-out	Marcus Allen, Saquon Barkley, Tyler Davis, Grant Haley
INDIANA	Lost	Receive	KO Return TD	Fumble	Torrence Brown, Jason Cabinda, DaeSean Hamilton, Trace McSorley
at Northwestern	Lost	Receive	Turnover on Downs	Interception	Marcus Allen, Saquon Barkley, Tyler Davis, Grant Haley
MICHIGAN	Won	Receive	Touchdown	3-and-out	Jason Cabinda, DaeSean Hamilton, Trace McSorley, Nick Scott
at Ohio State	Won	Receive	KO Return TD	Fumble	Marcus Allen, Saquon Barkley, Tyler Davis, Grant Haley
at Michigan State	Lost	Receive	Interception	Punt	Jason Cabinda, DaeSean Hamilton, Trace McSorley, Nick Scott
RUTGERS	Lost	Receive	Punt	On-side Kick/FG	Marcus Allen, Saquon Barkley, Tyler Davis, Grant Haley
NEBRASKA					
at Maryland					



NATIONAL NITS

Below is a list of Penn State players that rank among the top-100 individuals and top-50 teams in the most recent season statistical rankings. Rankings listed NCAA/Big Ten Statistics current as of Nov. 13, 2017

- RB Saquon Barkley
 - All-Purpose - 184.6 (2/1)
 - Combined Kick Returns - 423 (54/4)
 - Kickoff Return TDs - 2 (t-4/1)
 - Kickoff Returns - 30.2 (9/1)
 - Points Responsible For - 102 (t-62/t-7)
 - Points Responsible For Per Game - 10.2 (t-69/t-7)
 - Rush Yards Per Carry - 5.42 (64/7)
 - Rushing TDs - 11 (t-21/2)
 - Rushing Yards - 899 (33/3)
 - Rushing Yards Per Game - 89.9 (34/3)
 - Scoring - 9.6 (13/1)
 - Total Points Scored - 96 (t-10/1)
 - Total Touchdowns - 16 (t-6/1)
- K Tyler Davis
 - Scoring - 7.3 (t-63/t-4)
 - Total Points Scored - 73 (t-63/t-4)
- TE Mike Gesicki
 - Receiving TDs - 5 (t-70/t-10)
- P Blake Gillikin
 - Punting - 43.3 (32/3)
- WR DaeSean Hamilton
 - Receiving TDs - 7 (t-33/t-4)
 - Receiving Yards - 646 (73/6)
 - Receiving Yards Per Game - 64.6 (73/6)
 - Yards Per Reception - 16.56 (54/4)
- QB Trace McSorley
 - Completion Percentage - .650 (16/3)
 - Completions Per Game - 20.60 (30/3)
 - Passing Efficiency - 152.4 (17/3)
 - Passing Touchdowns - 21 (t-17/3)
 - Passing Yards - 2,666 (19/1)
 - Passing Yards Per Game - 266.6 (21/1)
 - Passing Yards Per Completion - 12.94 (32/2)
 - Points Responsible For - 180 (t-9/2)
 - Points Responsible For Per Game - 18.0 (t-13/2)
 - Rushing TDs - 9 (t-38/4)
 - Total Offense - 301.5 (16/2)
 - Total Touchdowns - 9 (t-55/t-4)
 - Yards Per Pass Attempt - 8.41 (20/3)
- CB Amani Oruwariye
 - Interceptions Per Game - 0.5 (t-3/t-2)
 - Passes Defended - 1.5 (t-5/3)
 - Total Interceptions - 4 (t-9/t-3)
- WR/PR DeAndre Thompkins
 - Punt Return TDs - 1 (t-9/t-2)
 - Punt Returns - 14.9 (8/1)
 - Yards Per Reception - 15.5 (72/5)
- DT Robert Windsor
 - Fumbles Recovered - 2 (t-12/t-2)
- TEAM
 - Completion Percentage - .645 (13/2)
 - Fewest Penalties - 45 (17/2)
 - Fewest Penalties Per Game - 4.50 (17/2)
 - Fewest Penalty Yards - 421 (21/2)
 - Fewest Penalty Yards Per Game - 42.10 (20/2)
 - First Downs Defense - 180 (36/7)
 - Fumbles Lost - 1 (t-2/1)
 - Fumbles Recovered - 12 (t-5/1)
 - Kickoff Returns - 26.15 (7/1)
 - Net Punting - 39.64 (27/2)
 - Passes Intercepted - 10 (t-38/t-5)
 - Passing Offense - 283.6 (26/2)
 - Passing Yards Allowed - 194.4 (33/6)
 - Passing Yards Per Completion - 13.01 (40/3)
 - Punt Return Defense - 4.29 (25/3)
 - Punt Returns - 14.10 (14/1)
 - Red Zone Defense - .800 (40/5)
 - Red Zone Offense - .875 (42/5)
 - Rushing Defense - 123.9 (22/6)
 - Scoring Defense - 13.9 (4/2)
 - Scoring Offense - 37.7 (17/2)
 - Team Passing Efficiency - 152.7 (17/3)
 - Team Passing Efficiency Def. - 107.89 (11/3)
 - Team Sacks - 2.9 (17/4)
 - Team Tackles for Loss - 7.3 (21/4)
 - Total Defense - 318.3 (18/4)
 - Total Offense - 429.6 (40/3)
 - Turnover Margin - 1.30 (5/1)
 - Turnovers Gained - 22 (t-8/t-1)
 - Turnovers Lost - 9 (t-9/1)
 - Winning Percentage - 0.800 (t-12/t-2)

BARKLEY UP FOR MULTIPLE HONORS

- RB **Saquon Barkley** is among the 18 semifinalists for the Maxwell Award and 15 semifinalists for the Collegiate Player of the Year and is among the four finalists for the Louisville Sports Commission's Paul Hornung Award presented by Texas Roadhouse.
- Penn State is tied for the national lead among all colleges and universities with seven Maxwell Award winners. The Maxwell Award, named in honor of Robert W. "Tiny" Maxwell, has been given to America's College Player of the Year since 1937. Maxwell's contributions to the game of football were extensive, including time as a player, a sportswriter and an official.
- The Walter Camp Trophy is awarded to the outstanding player of the year who has exemplified the qualities of self-discipline, unselfish team play, desire to excel, mature judgment and respect for leadership.
- Penn State has two Walter Camp winners: RBs John Cappelletti (1973) and Larry Johnson (2002).
- Barkley is the first Penn State player to be named a finalist for the Paul Hornung Award, which was established in 2010. The Paul Hornung Award presented by Texas Roadhouse is given annually by the Louisville Sports Commission to the most versatile player in major college football. This year's winner of the award will be honored March 7, 2018 at a banquet at the Galt House Hotel in downtown Louisville.
- Barkley has been named to the Paul Hornung Award weekly honor roll four times (Sept. 11, Sept. 25, Oct. 1, Oct. 23) this season. The Paul Hornung Award is presented to the most versatile player in major college football.

See Season Honors on Page 11

MCsorley UP FOR QB HONORS

- QB **Trace McSorley** is among 16 semifinalists for the Davey O'Brien National Quarterback of the Year Award and among the five finalists for the Johnny Unitas Golden Arm Award.
- The O'Brien Award is presented annually to the nation's best college quarterback and is the oldest and most prestigious national quarterback award. The Davey O'Brien Award honors candidates who exemplify Davey O'Brien's enduring character while exhibiting teamwork, sportsmanship and leadership in both academics and athletics.
- Todd Blackledge (1982) and Kerry Collins (1994) are the Nittany Lions that have claimed the O'Brien Award.
- The Davey O'Brien Fan Vote counts as five percent during each round of the voting process, and is combined with the results from the Foundation's national selection committee, which is comprised of journalists, broadcasters, commentators and former winners. After clearing the first round totals, the Fan Vote at VoteOBrien.org will reopen today and remain open until noon (CT) on Sunday, Nov. 19, for the second round of balloting. Fans are invited to cast their vote for the nation's best college quarterback as often as once daily per email address.
- The Golden Arm Award is presented at the end of each football season and the winner is selected based on his accomplishments both on and off the field. Candidates must be a college senior or fourth-year junior on schedule to graduate with their class.
- Other award finalists include J.T. Barrett (Ohio State), Ryan Finley (NC State), Baker Mayfield (Oklahoma) and Mason Rudolph (Oklahoma State).

See Season Honors on Page 11

WINNING THE TURNOVER BATTLE

- Penn State's plus-13 turnover margin is tied for fourth in FBS with USF.
- Penn State's 22 takeaways rank tied for eighth with eight other teams.
- Penn State has forced 22 turnovers in the first 10 games, which is the most turnovers forced in a 10-game span since 1993 (29 TOs).
- Penn State has forced at least one turnover in 11-straight games dating back to the 2017 Rose Bowl, its longest streak since forcing a turnover in 29-straight games from 2007 to 2009.
- Penn State is averaging

See National Nits on Page 10

INCREASED TV EXPOSURE

- Penn State's television appearances have proven to be top draws in college football, as the Nittany Lions boasted the most watched games in Weeks 4, 8 and 9, and a nation-leading (tied with Ohio State) two of the top-seven most watched games of the season.
- Penn State's Week 9 game at Ohio State earned a 6.4 overnight rating and peaked at 9.0, making it the second-most watched game this season and the most-watched regular season college football game on FOX ever. Average viewership was 9,868,000.
- Penn State's Week 8 game against Michigan earned a 4.2 overnight rating, making it the top-rated game of the day by 45 percent. It featured a total live audience of 7,090,000 viewers and averaged 6,954,000 viewers, making it the seventh most-watched college football game this season.
- The primetime clash at Iowa was the most-watched college football game of Week 4, drawing a 3.1 overnight rating on ABC. It featured a total live audience of 5,341,000 viewers and peaked at nearly 8 million viewers.
- The Lions have had seven broadcast network television appearances this season, its most since appearing on broadcast TV seven times in 2009.
- Penn State has had 290 of its last 292 games televised, including 181 consecutive games.
- Over the last 13 seasons, every game has aired on either ABC, FOX, BTN, NBC, FS1 or an ESPN channel.

MILESTONE WATCH

- RB **Saquon Barkley** is four points from 100 for the season, which would make him just the second Nittany Lion (Kevin Kelly) to have two or more 100-point seasons.
- Barkley is 101 yards shy of his third 1,000-yard rushing season.
- Barkley is 29 rushing yards shy of 3,500 for his career.
- QB **Trace McSorley** is 334 yards shy of posting the fourth 3,000-yard passing season in Penn State history and becoming the first to do it twice.
- McSorley is 535 passing yards shy of becoming the third Penn State quarterback at Penn State to total 7,000 career passing yards.
- McSorley is 50 pass completions shy of becoming the fourth Penn State quarterback to complete 500 career passes.
- McSorley is 51 rushing yards shy of becoming the second Penn State quarterback to total more than 400 rushing yards in a season (Michael Robinson, 806; 2003).
- WRs **Saeed Blacknall** and **DeAndre Thompkins** are both closing in on 1,000 receiving yards for their careers. Blacknall (918) needs 82 more yards, while Thompkins (814) needs 186.

See Record Watch on Pages 27-30

TRACE McSORLEY RECORD COUNTDOWN

SEASON PASSING TDs

8

After setting the single season mark with 29 passing touchdowns last season, McSorley has 21 TD throws through 10 games in 2017.

SEASON PASSING YARDS

694

After setting the single season mark with 3,306 passing yards last season, McSorley has thrown for 2,666 yards through 10 games in 2017.

CAREER 300-YD PASSING GAMES

1

With eight career games with 300 or more passing yards, McSorley is chasing the record of nine set by Christian Hackenberg (2013-15).



MILESTONES ACHIEVED

- Penn State earned its 125th Big Ten win with a 35-6 defeat of Rutgers (Nov. 11).
- During the win over Rutgers, QB **Trace McSorley** became the third Penn State player to surpass 7,000 career total offense yards.
- McSorley became the first Penn State quarterback to throw 50 career touchdown passes, surpassing the Penn State record of 48 (Christian Hackenberg; 2013-15) at Michigan State.
- McSorley became the fourth player in program history to surpass 6,000 career passing yards, joining Hackenberg, Zack Mills and Matt McGloin, with 381 yards passing at Michigan State.
- McSorley surpassed the 2,000-yard season passing plateau against Ohio State, becoming the 20th player in program history to have a 2,000-yard passing season.
- Also at Ohio State, McSorley became seventh Nittany Lion to reach 400 career completions.
- McSorley became the fifth Nittany Lion with 6,000 career yards of total offense with 358 yards of total offense against Michigan.
- RB **Saquon Barkley** became the second Nittany Lion to surpass 5,000 career all-purpose yards, doing so against Rutgers and also becoming the Penn State record holder.
- Barkley became the first Penn State running back to total 500 yards receiving in a season by adding 33 yards at Michigan State.
- With 172 all-purpose yards against Ohio State, Barkley surpassed the 1,500-yard mark for the season. It is the 12th time in program history a player has reached the 1,500-yard mark and he is the third player to do it twice.
- Barkley is the first Penn State player and fourth Big Ten player with 3,000 rushing yards and 1,000 receiving yards in his career, surpassing 1,000 receiving yards against Michigan. Barkley is the 30th Nittany Lion with at least 1,000 receiving yards.
- With three touchdowns, Barkley became the sixth Nittany Lion overall and first non-placekicker to surpass 252 points in career.
- Barkley surged past 3,000 career rushing yards and 4,000 career all-purpose yards at Iowa. He is the seventh and ninth Nittany Lion all-time to accomplish the respective feats.
- WR **DaeSean Hamilton** finished the Rutgers game with 200 career receptions, extending his Penn State record.
- With 74 receiving yards against Akron, Hamilton surpassed 2,000 yards for his career.
- S **Marcus Allen** reached 300 career tackles at Ohio State.
- TE **Mike Gesicki** surpassed 100 career receptions at Ohio State, becoming the first tight end at Penn State to achieve the feat.
- Gesicki surpassed 1,000 career receiving yards against Pitt, making him the 29th player to achieve the feat at Penn State.
- K **Tyler Davis** converted his 100th career extra point at Northwestern.
- Head coach **James Franklin** earned his 50th career victory with the Nittany Lions' season opening win.
- **Jason Cabinda** surpassed 200 career tackles for his career with three against Akron.

See Record Watch on Pages 27-30

DISCIPLINED

- Averaging 4.50 penalties per game Penn State ranks second in the Big Ten (Minnesota; 3.60) and tied for 17th in FBS.
 - Penn State been penalized five or fewer times in seven games this season.
- See National Nits on Page 10

POINT DIFFERENTIAL

- With a prolific offense, lockdown defense and help on special teams, Penn State ranks fourth in FBS with an average point differential of 23.8 points.
- Penn State has been particularly strong in the first quarter, outscoring opponents 118-13. The Lions were the only FBS team yet to allow a first-quarter point until Ohio State managed a field goal in Week 9.
- Penn State posted two shutouts and two 50-plus point scoring efforts in its first three games.
- Penn State has scored fewer than 31 points just twice this season (21 at Iowa; 24 at Michigan State) and allowed more than 14 points just three times this season (19 at Iowa; 39 at Ohio State; 27 at Michigan State).

Team	Average Points		Diff
	Scored	Allowed	
1. Alabama	39.9	11.2	28.7
2. UCF	48.6	20.7	27.9
3. Washington	36.9	13.0	23.9
4. Ohio State	44.2	20.4	23.8
5. Penn State	37.7	13.9	23.8
6. Wisconsin	36.3	13.4	22.9
7. Auburn	37.2	16.9	20.3
8. Georgia	34.6	14.5	20.1

END ZONE MANAGEMENT

- Penn State is tied for 13th in FBS with 50 touchdowns scored and is sixth with just 17 TDs allowed, which gives the Nittany Lions a touchdowns scored to allowed ratio of 2.95 to rank fourth in FBS. The ratio leads the Big Ten.
- Penn State did not allow a touchdown in its last outing against Rutgers and for the third time this season (Akron; Georgia State).

Team	Touchdowns		Ratio
	Scored	Allowed	
1. Alabama	50	13	3.85
2. Washington	49	14	3.50
3. Wisconsin	47	14	3.36
4. Penn State	50	17	2.94
5. Georgia	44	16	2.75
6. Miami (Fla.)	36	14	2.57
7. Clemson	44	18	2.44

BOWLING AGAIN

- Penn State became bowl eligible when it defeated Northwestern for its sixth win of the season.
- The Lions have appeared in 47 bowl games in program history, tied for ninth-highest among FBS schools at the start of the season.
- Head coach **James Franklin** has guided his team to a bowl appearance in each of his seven seasons as a head coach (3 at Vanderbilt; 4 at Penn State).

PENN STATE IN 25TH BIG TEN SEASON

- After 106 years as an independent in football, Penn State began play in the Big Ten Conference in 1993 and is playing its 25th season in the conference.
- The Nittany Lions were Big Ten Champions in 1994 and 2016 and shared the title in 2005 and 2008. Penn State has played in the Rose Bowl three times as a member of the Big Ten, beating Oregon to win the 1995 Rose Bowl and playing USC in the 2009 and 2017 Rose Bowls.

SEASON HONORS

MARCUS ALLEN, SAFETY

Lott IMPACT Trophy Quarterfinalist
Paycom Jim Thorpe Award Semifinalist
Lott IMPACT Player of the Week (Sept. 12)
Paycom Jim Thorpe Award Player of the Week Honorable Mention (Sept. 13)
Pro Football Focus B1G Team of the Week (Week 5)

TROY APKE, SAFETY

Pro Football Focus Week 2 B1G Team of the Week (Sept. 12)

SAQUON BARKLEY, RUNNING BACK

Paul Hornung Award (Top All-Purpose) Finalist
Maxwell Award (Player of the Year) Semifinalist
Walter Camp Player of the Year Semifinalist
AP Midseason All-America First Team
CBS Sports Midseason All-America Team
ESPN Midseason All-America Team
Sports Illustrated Midseason All-America First Team RB, Second Team All-Purpose
Sporting News Midseason All-America Team
The All-American Midseason All-America Team
USA Today Midseason All-America Team
CFPA Midseason Watchlist
Big Ten Off. Player of the Week (Sept. 4 (co), Sept. 25, Oct. 23)
Big Ten Special Teams Player of the Week (Oct. 1, Oct. 30)
Rose Bowl Big Ten Player of the Week (Sept. 5, Sept. 25)
Paul Hornung Award Honor Roll (Sept. 11, Sept. 25, Oct. 1, Oct. 23)
Pro Football Focus National Team of the Week (Week 4)
Pro Football Focus B1G Team of the Week (Week 4)
CFPA Hon. Mention Nat'l Performer of the Week (Sept. 24)

SAEED BLACKKNALL, WIDE RECEIVER

Pro Football Focus B1G Team of the Week (Week 6)

JASON CABINDA, LINEBACKER

Lott IMPACT Trophy Quarterfinalist
Big Ten Co-Defensive Player of the Week (Oct. 23)
Pro Football Focus B1G Team of the Week (Week 5)
Lott IMPACT Player of the Week (Oct. 4, Oct. 24)

TARIQ CASTRO-FIELDS, CORNER BACK

Pro Football Focus B1G Team of the Week (Week 10)

KOA FARMER, LINEBACKER

Polynesian College Football Player of the Year Watch List

JAMES FRANKLIN, HEAD COACH

Dodd Trophy Midseason Watch List
Amway Coach's Call of the Week (Sept. 24)

MIKE GESICKI, TIGHT END

John Mackey Award (Top TE) Semifinalist
Sports Illustrated Midseason All-America First Team
Pro Football Focus B1G Team of the Week (Week 2)

BLAKE GILLIKIN, PUNTER

CoSIDA Academic All-District Team

STEVEN GONZALEZ, OFFENSIVE LINE

Pro Football Focus B1G Team of the Week (Week 4, 5)

GRANT HALEY, CORNER BACK

Paycom Jim Thorpe Award Semifinalist
The All-American Midseason All-America Team
USA Today Midseason All-America Team
Pro Football Focus B1G Team of the Week (Week 2, 5, 6)

DAESEAN HAMILTON, WIDE RECEIVER

Big Ten Co-Offensive Player of the Week (Oct. 1)
Pro Football Focus National Team of the Week (Week 5)
Pro Football Focus B1G Team of the Week (Week 5, 8)

JUWAN JOHNSON, WIDE RECEIVER

Pro Football Focus B1G Team of the Week (Week 4)

BRENDAN MAHON, OFFENSIVE LINE

Pro Football Focus B1G Team of the Week (Week 1)

TRACE MCSORLEY, QUARTERBACK

Davey O'Brien Award (Top QB) Semifinalist
Davey O'Brien National Quarterback of the Week (Oct. 24)
Manning Award Stars of the Week (Oct. 23)
Rose Bowl Big Ten Player of the Week (Oct. 23)
Pro Football Focus B1G Team of the Week (Week 4, 8)
Walter Camp Offensive National Player of the Week (Oct. 22)
Johnny Unitas Golden Arm Award Top 10 (Top QB)
CFPA Midseason Watchlist
CFPA Hon. Mention Nat'l Performer of the Week (Sept. 17)

SHAREEF MILLER, DEFENSIVE END

Bednarik Award Watch List (Defensive Player of the Year)
Pro Football Focus B1G Team of the Week (Week 8)

BRENT PRY, DEFENSIVE COORDINATOR/LBs

Broyles Award Nominee

BRANDON SMITH, LINEBACKER

Allstate AFCA Good Works Team
Jason Witten Collegiate Man of the Year Award (Leadership) Semifinalist
CoSIDA Academic All-District Team
William V. Campbell Trophy Semifinalist

SHAKA TONEY, DEFENSIVE END

Pro Football Focus B1G Team of the Week (Week 3, 6)

MIKE GESICKI RECORD COUNTDOWN

CAREER RECEIVING YARDS (TE)

6

Gesicki added 45 yards receiving against Michigan State to bring his total to 1,337 career receiving yards. He is pursuing Ted Kwalick (1,343; 1966-68) for the 49-year-old Penn State tight end record.

DAESEAN HAMILTON RECORD COUNTDOWN

CAREER RECEIVING YARDS

395

Hamilton totaled 40 receiving yards against Rutgers to bring his career total to 2,631. He is pursuing Bobby Engram for the Penn State record in the category (3,026; 1991, 93-95).



BEST OF BARKLEY



WILL SAQUON BARKLEY ... ?

- Become the **SECOND Penn State rusher** (Evan Royster; 2008-10) to post **three 1,000-yard rushing seasons?**

2015 - 1,076 (freshman record)
2016 - 1,496 (sophomore record)
2017 - 899 and counting

- Become the **SEVENTH FBS player since 2000** to record **700 yards rushing and receiving in the same season?** (Sports Reference)

Name	Rush	Rec
Mewelde Moore (2001, Tulane)	1,421	756
Marlon Lucky (2007, Nebraska)	1,019	705
Nate Ilaoa (2006, Hawaii)	990	837
Andre Callender (2007, Boston College)	989	720
Curtis Samuel (2016, Ohio State)	771	865
Percy Harvin (2007, Florida)	764	858
Saquon Barkley (2017, Penn State)	899	524

PENN STATE RECORD COUNTDOWN

CAREER RUSHING YARDS

461 YDS TO GO

Barkley now has 3,471 career rushing yards. He is pursuing Evan Royster for the Penn State record in the category (3,932; 2007-10).

CAREER RUSHING TDs

2 TDs TO GO

Barkley has 36 career rushing touchdowns. He is pursuing Lydell Mitchell for the 46-year-old Penn State record in the category (38; 1969-71).

CAREER POINTS SCORED (NON-K)

ACCOMPLISHED

Barkley, now with 276 career points scored surpassed Lydell Mitchell's 46-year-old record for points scored by a non-kicker (246 points) against Michigan.

SEASON RECEPTIONS (RB)

1 REC TO GO

With 40 receptions this season, Barkley needs nine more catches to match the school running back record of 41 held by Larry Johnson (2002).

CAREER RUSHING YARDS IN 1ST 3 SEASONS

ACCOMPLISHED

Curtis Enis (3,256 yds) was previously the only Penn State running back to total more than 3,000 rushing yards in his first three seasons. Saquon Barkley (now with 3,471 yds) passed Enis in Week 8 against Michigan.

CAREER RUSHING ATTEMPTS

66 ATT TO GO

Barkley has 620 career rushing attempts. He is pursuing Evan Royster for the Penn State record in the category (686; 2007-10).

CAREER TOTAL TDs

ACCOMPLISHED

Barkley has 46 career touchdowns (36 rush; 8 rec; 2 kick ret). He broke the 46-year-old Penn State record previously held by Lydell Mitchell (41; 1969-71) during the Michigan game (Week 8).

CAREER RECEIVING YARDS (RB)

ACCOMPLISHED

With 1,087 career receiving yards, Barkley is only building on his school record for receiving yards by a running back. The previous record was 799 set by Tony Hunt (2003-06). He is the first running back and 30th Nittany Lion overall to surpass 1,000 yards receiving.

200-YARD RUSHING GAMES

1 MORE

With three career 200-yard rushing games, Barkley trails only Larry Johnson (4), while tying Heisman Trophy winner John Cappelletti with three career 200-plus yard rushing games.

CAREER ALL-PURPOSE YARDS

ACCOMPLISHED

Barkley has amassed 5,055 (3,471 rush; 1,087 rec; 497 ret) career all-purpose yards. He broke the previous school record held by Larry Johnson (5,045; 1999-2002).

CAREER RECEIVING TDs (RB)

1 TD TO GO

Barkley has eight career receiving touchdowns. He is pursuing the school running back record of nine held by Eric McCoo (1998-2001).

SEASON RECEIVING YARDS (RB) X2

ACCOMPLISHED

Barkley has amassed 524 receiving yards this season, already breaking his own record of 402 receiving yards set last season.

SEASON KICKOFF RETURN YARDS

310 YDS TO GO

With 423 kickoff return yards this season, Barkley is pursuing the single-season kickoff return yardage record of 733 set by Chaz Powell in 2011.

SEASON ALL-PURPOSE YARDS

809 YDS TO GO

Barkley has amassed 1,846 all-purpose yards this season. He is chasing Larry Johnson's school record of 2,655 all-purpose yards in a season (2002).

CAREER RECEPTIONS (RB)

ACCOMPLISHED

With 88 career receptions, Barkley has equaled the school running back record of Tony Hunt (2003-06).

SEASON RECEIVING TDs (RB)

2 TDs TO GO

Barkley has three receiving touchdowns this season after totaling four last season. The school record is five set by Curt Warner (1982).

CAREER KICKOFF RETURN TDs

1 MORE

With two kickoff returns for a touchdown this season, Barkley can match Curt Warner's Penn State career record of 3 (1979-82).

SEASON KICKOFF RETURN TDs

ACCOMPLISHED

Barkley tied Chuck Peters (1940), Curt Warner (1980) and Derrick Williams (2008) with two kickoff returns for touchdowns this season.



BEST OF BARKLEY

FEATS OF SAQUON

3000 & 1000

Barkley is the first player in Penn State history and fourth in Big Ten history to total 3,000 rushing yards and 1,000 receiving yards in his career.

1500 & 1500

Barkley is the third player in program history to surpass 1,500 all-purpose yards in a season twice.

500 & 300

Barkley is the only player since at least 2000 to have more than 500 rushing yards and 300 receiving yards in the first four games of the season. (*Sports Reference*)

358

Barkley set the Penn State single-game all-purpose yards mark with 358 at Iowa (211 rush; 94 rec; 53 ret), topping Curt Warner's previous mark of 341 vs. Syracuse in 1981. According to *Sports Reference*, Barkley is the only player since 2000 to have 200 rushing yards and 10 catches in one game. The all-purpose yardage total vs. Iowa ranks No. 10 all-time in the Big Ten record books and marks the fifth 300-all-purpose yard game in Penn State history.

142

Barkley had 142 receiving yards against Georgia State, which was the most by a Penn State running back since 1940.

98

Barkley returned the opening kickoff against Indiana for 98 yards. It was the first Penn State kickoff return for a touchdown since 2011 and the sixth-longest in program history. He later threw a touchdown pass to become the first Big Ten player and sixth FBS player with a kickoff return for a touchdown and a passing touchdown in the same game since 1996.

80 & 80

Barkley is the only Penn State player to have both an 80-yard rush (80 yds; Akron; 2017) and 80-yard reception (85 yds; Georgia State; 2017). He is one of two players in FBS this season to accomplish the feat (Ito Smith, Southern Mississippi). He joins Ki-Jana Carter as the only players in Penn State history with multiple 80-yard rushes in program history (81 at Purdue, 2016; 80 vs. Akron, 2017), and his 85-yard touchdown catch is the third-longest reception in Penn State history and the longest by a Penn State player in Beaver Stadium history.

15

Barkley set a Penn State record by scoring a touchdown in 15 consecutive games (at Purdue; Oct. 29, 2016 - at Ohio State; Oct. 28, 2017). It was the longest active streak in FBS.

12

Barkley's 12 receptions vs. Iowa are the most in school history by a running back and the most by a B1G running back since Stephen Houston (Indiana) had 12 at Purdue in 2012.

4

Barkley is one of two in FBS this season (KaVontae Turpin, TCU) to have a rushing, receiving, passing and kick return touchdown this season.



RANK HIM

FBS/B1G ACTIVE CAREER RANKINGS

1ST/1ST

144.3 ALL-PURPOSE YARDS PER GAME

3RD/1ST

7.9 POINTS PER GAME (NON-K)

4TH/2ND

20.7 ALL-PURPOSE PLAYS PER GAME

T-5TH/1ST

46 TOTAL TOUCHDOWNS

8TH/2ND

17.7 RUSHES PER GAME

12TH/3RD

99.2 RUSHING YARDS PER GAME

12TH/3RD

36 RUSHING TOUCHDOWNS

T-14TH/3RD

2 KICKOFF RETURN TOUCHDOWNS

29th/2ND

5.6 YARDS PER RUSH

FBS/B1G 2017 SEASON RANKINGS

2ND/1ST

184.6 ALL-PURPOSE YARDS PER GAME

3RD/1ST

52.4 RECEIVING YARDS PER GAME (RB)

4TH/1ST

19 20-PLUS YARD PLAYS FROM SCRIMMAGE

4TH/1ST

4.0 RECEPTIONS PER GAME (RB)

T-4TH/1ST

2 KICKOFF RETURN TOUCHDOWNS

10TH/2ND

142.3 YARDS FROM SCRIMMAGE PER GAME

T-6TH/1ST

16 TOTAL TOUCHDOWNS

9TH/1ST

30.2 YARDS PER KICK RETURN

T-13TH/1ST

9.6 POINTS PER GAME (NON-K)

T-21ST/2ND

11 RUSHING TOUCHDOWNS

T-34TH/3RD

89.9 RUSHING YARDS PER GAME



PENN STATE WHITE OUT

PENN STATE WHITE OUT GAME BY GAME

Date	Opponent	Result	Attend.
Oct. 9, 2004*	#9 Purdue	L, 13-20	108,183
Oct. 8, 2005*	#6 Ohio State	W, 17-10	109,839
Oct. 14, 2006*	#4 Michigan	L, 10-17	110,007
Sept. 8, 2007	Notre Dame	W, 31-10	110,078
Sept. 27, 2008	#22 Illinois	W, 38-24	109,626
Sept. 26, 2009	Iowa	L, 10-21	109,316
Oct. 30, 2010*	Michigan	W, 41-31	108,539
Sept. 10, 2011	#3 Alabama	L, 11-27	107,846
Oct. 27, 2012	#9 Ohio State	L, 23-25	107,818
Oct. 12, 2013	#18 Michigan	W, 43-40 (4OT)	107,884
Oct. 25, 2014	#13 Ohio State	L, 24-31 (2OT)	107,895
Nov. 21, 2015	#13 Michigan	L, 16-28	107,418
Oct. 22, 2016	#2 Ohio State	W, 24-21	107,280
Oct. 21, 2017	#19 Michigan	W, 42-13	110,823

* Student section only

COACHING STAFF POTW

The Penn State coaching staff chooses players of the week in all three phases. Here are there selections for the season:

SEPT. 2 - AKRON

- Offense: Offensive Line
- Defense: Ryan Buchholz, DE
- Special Teams: DeAndre Thompkins, KR

SEPT. 9 - PITT

- Offense: Saquon Barkley, RB
- Defense: Marcus Allen, S; Grant Haley, CB
- Special Teams: Irvin Charles; Nick Scott; Garrett Taylor

SEPT. 16 - GEORGIA STATE

- Offense: Trace McSorley, QB
- Defense: Marcus Allen, S
- Special Teams: Tyler Davis, K; Blake Gillikin, P

SEPT. 23 - IOWA

- Offense: Saquon Barkley, RB
- Defense: Shareef Miller, DE
- Special Teams: Blake Gillikin, P

SEPT. 30 - INDIANA

- Offense: DaeSean Hamilton, WR
- Defense: Jason Cabinda, LB
- Special Teams: Irvin Charles, WR

OCT. 7 - NORTHWESTERN

- Offense: Trace McSorley
- Defense: Grant Haley and Christian Campbell
- Special Teams: Blake Gillikin

OCT. 21 - MICHIGAN

- Offense: Trace McSorley
- Defense: Defensive Line
- Special Teams: Blake Gillikin and Tyler Davis

NOV. 11 - RUTGERS

- Offense: Trace McSorley
- Defense: Brandon Smith
- Special Teams: Blake Gillikin and Lamont Wade

OFFENSE NOTES

HIGH SCORING

- Penn State's scoring average of 37.7 points per game ranks 17th in FBS and second in the Big Ten.
- The Nittany Lions have scored 20 or more points in 20 consecutive games, which is the longest streak since a 20-game streak from 1993-95.
- The streak is the third-longest active streak in FBS (USF, 26; Oklahoma, 21).
- The 38 points scored by Penn State at Ohio State were the most for the Nittany Lions in Columbus in program history. The previous high was 37 by the 1912 team. They were also the most by a Penn State team against Ohio State since the Nittany Lions scored 63 points in 1994, and the most given up by Ohio State since Michigan scored 41 points in 2013.
- The 42 points scored by Penn State against Michigan marked the most points given up by Michigan since allowing 42 points to Ohio State in 2015.
- Penn State's streak of scoring 30-plus points ended at 10 consecutive games at Iowa. It was the longest stretch for the Lions since a string of 15-straight games with 30-plus points from 1993-94. However, Penn State has still scored 30-plus points in 14 out of the last 16 games.
- With 56 points in its win over Georgia State, Penn State became the fifth Big Ten team to score 30 or more points in 10 consecutive games.
- The 56-point margin of victory by Penn State against Georgia State is the largest for the Nittany Lions since they won by 56 (66-10) against Coastal Carolina in 2008. It was also the largest shutout victory since a 59-0 win over FIU in 2007.

See National Nits on Page 10

PICKING UP CHUNKS - TEAM

- According to *Coaches by the Numbers*, Penn State ranks ninth in 15-plus yard passes with 76. That gives Penn State a total of 113 big plays this season, which equates to 16.92 percent of its plays to rank ninth in FBS.
- According to *cfbstats.com*, Penn State is among the national and Big Ten leaders in "chunk plays" of 20 yards or more. Penn State ranks tied for 10th nationally and leads the Big Ten with 64 plays of 20 or more yards.
- Penn State is the only team in the Big Ten with two 80-yard plays this season and one of 13 in FBS.
- Penn State is averaging 6.43 yards per play to rank 27th in FBS and second in the Big Ten.

OFFENSE COVERING GROUND

- Penn State is averaging 429.6 yards of total offense per game to rank third in the Big Ten and 40th in FBS, and wasting little time getting down the field.
- According to *Coaches by the Numbers*, Penn State ranks 38th in FBS in getting a first down on first down, doing so 72 times (33.64 percent).
- *Coaches by the Numbers* also calculates that Penn State ranks sixth in FBS gaining 4.46 yards per play, and is tied for second in FBS needing just 5.14 plays per point.
- Penn State surpassed 500 yards of total offense three times in the first four games (569 vs. Akron; 526 yards vs. Georgia State; 579 at Iowa) and did so again against Michigan (506).
- The 506 yards of total offense were the most yards given up by Michigan since allowing 527 to Indiana in 2015.
- The Lions' 579 yards of total offense (284 passing, 295 rushing) at Iowa were their most since recording 599 yards total offense last season vs. Iowa.
- The 569 yards of total offense against Akron were also the most in a season opener since the Nittany Lions gained 594 yards against Coastal Carolina in 2008.

See National Nits on Page 10

FAST STARTS

- According to *Coaches by the Numbers*, Penn State ranks tied for 14th in FBS in first-half scoring (20.40 avg) and fourth in first-quarter scoring (11.80 avg).
- Penn State has outscored opponents 118-13 in the first quarter this season and was the last FBS team to allow an opening-quarter score (at Ohio State, Wk 9).
- Penn State scored in the first quarter in the first nine games this season and has scored 14 points or more in all but three games (at Iowa; at Northwestern; Rutgers).
- A Rutgers field goal on its opening drive of the game marked the first points allowed by Penn State on an opponent's opening drive this season. Penn State was also held scoreless in the opening quarter for the first time this season.
- At Ohio State, Penn State scored two touchdowns in the first 3:24, **Saquon Barkley** returned the opening kickoff 97 yards, and then **Manny Bowen** forced a fumble on Ohio State's third play from scrimmage that was recovered by **Koa Farmer**, setting up a short touchdown drive.
- Against Michigan, Penn State scored touchdowns 4:07 apart in the first quarter, which was the fastest back-to-back scores on offense since the third quarter of the 2017 Rose Bowl (1:01).
- The Nittany Lions scored 28 points in a first quarter against Indiana, marking the first time Penn State scored 28 or more points in the first quarter since 2005 at Illinois (28 points).
- In the first three games of 2017, Penn State scored 14 points in the opening stanza of three consecutive games for the first time since 2008 (14 vs. Coastal Carolina; 14 vs. Oregon State; 21 at Syracuse). Penn State has scored exactly 14 points in the opening stanza for another three-game stretch: vs. Michigan; at Ohio State; at Michigan State.
- Against both Akron and Georgia State teams, Penn State scored 35 points in the first half. Before this season, the Nittany Lions had not scored as many in the first half of a game since scoring 38 against Eastern Illinois on the way to a 52-3 victory in 2009. The last time that the Nittany Lions scored 35 in a first half against an FBS team was in 2008 at Syracuse, a game that Penn State won 55-13.

BALANCED ATTACK

- At Northwestern, WR **Brandon Polk** became the 11th different Nittany Lion to score an offensive touchdown this season.
- Eight different Lions have been credited with a rush, 12 have caught a pass and four have thrown a pass.
- Against Georgia State, Penn State had eight different players score touchdowns for the first time since nine scored in a 70-24 win over Akron in 1999.

SAQUON SCORES

- RB **Saquon Barkley's** has scored a touchdown in nine of 10 games this season and 21 of his last 24 games dating back to 2016.
- Barkley's consecutive games with a touchdown streak, which started Oct. 29, 2016 at Purdue, ended at 15 after he did not score at Michigan State. It was the longest active streak in FBS and a Penn State record.
- Against Rutgers, Barkley posted his 14th career multi-touchdown game and his sixth of the season. It was also his 10th multi-rushing touchdown game of his career and fourth of his career.
- With 12 points scored against Rutgers, Barkley moved into a tie for third in program history in career scoring (276 points) with Brett Conway (1993-96).
- Barkley owns the most points by a Penn State player who was not a place kicker. The previous high was Lydell Mitchell, who had 246 points on 41 touchdowns (1969-71). That record stood for 46 years.
- Barkley has scored 96 points this season, which is tied for 16th on the Nittany Lion single-season chart with Kevin Kelly (2010).
- Against Michigan, Barkley scored three touchdowns in a game for the third time in his career (5 at Pitt & 3 vs. USC, both in 2016).

See Record Watch on Pages 27-30

COACHING STAFF NOTES

FRANKLIN SET TO BOWL AGAIN

- Head coach **James Franklin** is among head coaches who have earned bowl eligibility in their first seven or more consecutive seasons on the job.
 - Franklin took Vanderbilt to three bowl games (2011-13) and has taken Penn State to three bowl games (2014-16), while earning eligibility again this season after winning the first six games.
 - 17* Mark Richt (Miami/Georgia; 2001-pres.)
 - 12* Chris Petersen (Boise State/Washington; 2006-pres.)
 - 11 Bronco Mendenhall (BYU; 2005-15)
 - 10* Dabo Swinney (Clemson; 2008-pres.)
 - 8 Kyle Whittingham (Utah; 2004-11)
 - 7* James Franklin (Vanderbilt/PSU; 2011-pres.)**
 - 7 Bret Bielema (Wisconsin; 2006-12)
 - 7 Jimbo Fisher (Florida State; 2010-pres.)
 - 7* David Shaw (Stanford; 2011-pres.)
- * Bowl eligible this season

FAMILIAR FACES ON THE SIDELINES

- For the third time in four seasons, head coach **James Franklin** was able to keep his coaching staff intact.
- Seven out of his 10 coaches are members of his original Penn State staff, and half have been with him for seven or more consecutive years.

Coach	Yr.	Consec. Yr. w/ JF	Current Role
Brent Pry	4	8	Assoc. HC/DC/LBs
Ricky Rahne	4	8	Passing/TEs
Sean Spencer	4	8	Run Game/DL
Dwight Galt	4	8	Asst. AD/Perf. Enhancement
Josh Gattis	4	7	Asst. ST/ WRs
Charles Huff	4	4	ST/RBs
Terry M. Smith	4	4	Asst. HC/CBs
Joe Moorhead	2	2	OC/QBs
Tim Banks	2	2	Co-DC/S
Matt Limegrover	2	2	OL

PENNSYLVANIA TIES

- The Penn State coaching staff is deeply rooted in Pennsylvania, with half of the 10-man coaching staff originally hailing from the Keystone state.

Central PA

- Defensive Coordinator **Brent Pry** - Altoona

Eastern PA

- Head Coach **James Franklin** - Langhorne

Western PA

- Offensive Line **Matt Limegrover** - Pittsburgh
- Offensive Coordinator **Joe Moorhead** - Pittsburgh
- Cornerbacks **Terry M. Smith** - Aliquippa

AIR BARKLEY

- RB **Saquon Barkley** is second on the team in both receptions (40) and receiving yards (524) this season.
 - Barkley owns both the Penn State career receiving yards record for a running back (1,087 yds) and the career receptions record for a running back (8). He broke the record of 799 yards held by Tony Hunt (2003-06) during the Georgia State game, and tied Hunt's reception record against Rutgers.
 - Barkley set the Penn State single-season running back receiving yards record the past two seasons. He totaled a record 402 yards in 14 games in 2016, but needed just seven games to break the record in 2017.
 - With 1,087 career receiving yards, Barkley is in 25th place on Penn State's all-time list and the running back record holder.
 - Barkley is just the fourth player in Big Ten history with 3,000 career rushing yards and 1,000 receiving yards. Barkley (3,471 rush, 1,087 rec) joins Indiana's **Levron Williams** (3,095 rush, 1,088 rec; 1998-2001), Northwestern's **Tyrell Sutton** (3,886 rush, 1,244 rec; 2005-08) and Purdue's **Mike Alstott** (3,635 rush, 1,075 rec; 1992-95).
 - Barkley set single-game receiving career highs in consecutive outings against Georgia State and Iowa.
 - Barkley had a career-high and Penn State running back-record 12 receptions at Iowa. He is the first Penn State player to have 10 or more receptions since **WR DaeSean Hamilton** had 14 catches against Ohio State in 2014. Barkley's previous high was six at Northwestern in 2015.
 - Barkley was also the first Big Ten running back to have 12 or more receptions in a game since Indiana's **Stephen Houston** also caught 12 passes in 2012.
 - Against Georgia State, Barkley set a career high with 142 receiving yards.
 - The 142 receiving yards against Georgia State are the second-most by a running back in Penn State history. **Len Krouse** had 155 yards receiving out of the backfield at Syracuse in 1940.
 - The 142-yard receiving yards were the most by a Big Ten running back since Ohio State's **Curtis Samuel** had 177 vs. Bowling Green in 2016.
 - Barkley's 100-yard receiving game was the first 100-yard receiving game by a PSU running back since **Tony Hunt** had 110 yards receiving at Minnesota in 2004.
- See Record Watch on Pages 27-30**

BIG LEADING PASSER

- QB **Trace McSorley** is among Big Ten passing leaders in multiple categories for a second consecutive season.
 - McSorley leads the Big Ten (21st FBS) with 266.6 passing yards per game and 2,452 total passing yards (19th FBS).
 - McSorley's 65.0 completion percentage is third in the Big Ten (16th FBS).
 - McSorley is averaging 301.5 yards of total offense per game to rank second in the Big Ten (16th FBS).
 - McSorley's 21 passing touchdowns rank third in the Big Ten (17th FBS).
 - Responsible for 18.0 points per game, McSorley ranks second in the Big Ten (13th FBS).
 - McSorley's passing efficiency of 152.4 ranks third (17th FBS).
 - McSorley is among the most efficient active quarterbacks in FBS, as his career efficiency rating of 152.24 ranks 11th overall and second among Big Ten passers.
 - Averaging 7.09 yards of total offense per play for his career, McSorley leads the Big Ten and ranks 11th in FBS among active quarterbacks.
 - McSorley's 68 career touchdowns responsible for rank 18th in FBS and second in the Big Ten, and his 52 touchdown passes rank 25th in FBS and second in the Big Ten.
 - McSorley is averaging 208.5 yards passing per game for his career to rank second in the Big Ten and 31st in FBS.
 - McSorley's career completion percentage of 60.5 ranks second in the Big Ten and 24th in FBS.
- See National Nits on Page 10**

GOING 80

- Penn State has two 80-yard plays this season, both featuring RB **Saquon Barkley**. He is one of seven in FBS with two 80-plus yard plays from scrimmage.
 - Barkley is the only player in Penn State history with both an 80-plus rushing and receiving play.
 - Barkley is one of three in FBS with four 80-yard all-purpose plays this season, as he has also returned a pair of kickoffs for touchdowns.
 - Against Georgia State, the 85-yard pass from QB **Trace McSorley** to Barkley in the first quarter was the third-longest pass play in Penn State history, and the longest since an 86-yard pass play from **Steve Joachim** to **Jim Scott** in 1971 at Navy.
 - The 85-yard pass play is the longest Penn State passing play ever at home. The previous long pass play in a home game was 82 yards on two occasions: **Matt Knizner** to **Eric Hamilton** vs. Pittsburgh in 1986 and **Kerry Collins** to **Freddie Scott** vs. Rutgers in 1994.
 - The 85-yard pass was the longest of McSorley's career. His previous long pass was an 80-yard pass to **Irvin Charles** vs. Minnesota last season. It was also a career-long reception for Barkley, whose previous long was a 46-yard reception the week prior vs. Pittsburgh.
 - McSorley is the first quarterback with two 80-plus pass plays in school history.
 - Barkley's 80-yard rush in the second quarter against Akron was the second-longest of his career and tied for the 10th-longest in program history. His career long is an 81-yard dash in 2016 at Purdue.
 - Barkley and **Ki-Jana Carter** are the only players in program history to have multiple 80-yard rushes in their career. Barkley has two career 80-plus yard rushes and Carter had three.
- See Record Watch on Pages 27-30**

TOSsing TOUCHDOWNS

- QB **Trace McSorley** has the second-longest active touchdown passes streak in FBS, throwing two against Rutgers to extend the streak to 25.
 - His 21 touchdown passes on the season rank third in the Big Ten and 17th in FBS.
 - Responsible for 18.0 points per game, McSorley ranks second in the Big Ten and 13th in FBS.
 - He had his 16th career multi-passing touchdown game at Michigan State (1 in 2015, 8 in 2016, 7 in 2017).
 - McSorley threw four TD passes against Georgia State, marking the fourth time he has had at least four touchdown passes in a game and the sixth time he has had at least three touchdown passes in his career.
- See National Nits on Page 10**

PROLIFIC PASSING AT MICHIGAN STATE

- Penn State had two 100-yard receivers -- **DaeSean Hamilton** (112) and **DeAndre Thompkins** (102) -- for the first time since the 2016 Big Ten Championship Game against Wisconsin (**Saeed Blacknall**, 155 & Hamilton, 118).
- Penn State surpassed 400 passing yards (381; **Trace McSorley** & 20; **Saquon Barkley**) for the first time since the Croke Park Classic against UCF in 2014 when **Christian Hackenberg** threw for 454 yards.
- McSorley threw for 381 yards, the fifth-most yards in a game by a Penn State quarterback and the second most in his career (384, 2016 Big Ten Championship vs. Wisconsin).
- Thompkins caught his third career touchdown at the end of the third quarter on a 70-yard pass from McSorley, which tied his career long (2016; Maryland).
- Thompkins finished with a career-high 102 yards on four catches, marking his first career 100-yard game.

McSORLEY DRAWS WEEKLY HONORS

- Following the Michigan game, QB **Trace McSorley** was named the Rose Bowl Big Ten Player of the Week, Davey O'Brien National Quarterback of the Week and the Walter Camp National Offensive Player of the Week, while also earning the Manning Award National Quarterback of the Week.
 - McSorley was 17-of-26 for 282 passing yards and a touchdown. He also hurt Michigan with his legs, recording 76 rushing yards and a career-high three touchdowns to total 358 yards of total offense.
- See Season Honors on Page 11**



McSORLEY CLIMBING PENN STATE CHARTS

- Quarterback **Trace McSorley** continues to rewrite the Penn State record books.
- McSorley improved his Penn State record for career passing touchdowns to 52 with two against Rutgers. Against Michigan State, he broke the Penn State career passing touchdowns record set by Christian Hackenberg (48; 2013-15).
- With two passing touchdowns against Rutgers, McSorley has 21 pass TDs this season, tying him for fifth place with Tony Sacca (1991) and Kerry Collins (1994).
- With three touchdowns responsible for against Rutgers, McSorley moved into sole possession of first place on the Penn State career charts with 68. He passed Daryll Clark's mark of 65 touchdowns responsible for from 2006-09.
- McSorley's three touchdowns responsible for against Rutgers give him 30 on the season, the third-best single season mark at Penn State. He passed Daryll Clark (29; 2008), Matt McGloin (29; 2012) and Michael Robinson (28; 2005). Just ahead of him is Daryll Clark (31; 2009) for second place.
- McSorley increased his single season passing yardage to 2,666, which puts him in seventh place on the Penn State season list. He trails Kerry Collins (2,679 yards, 1994) for sixth place.
- The 200-yard passing effort against Rutgers was the 19th of McSorley's career to move him into sole possession of second place in the Penn State career record books, breaking a tie with Matt McGloin (18 from 2009-12). He trails only Christian Hackenberg's 21 career 200-yard passing games.
- It was McSorley's eighth 200-yard passing game of the season, tying him with Daryll Clark (2009) for fifth place at Penn State.
- McSorley's 214 passing yards against Rutgers give him 6,465 for his career, which moves him past Matt McGloin (6,390 yards) and into third place at Penn State. He trails Zack Mills (7,212 yards) for second.
- McSorley had 16 completions against Rutgers, good for 206 this season, which is eighth-best at Penn State on the single-season chart. He passed three players—Wally Richardson (193; 1995); Daryll Clark (192; 2008); and Christian Hackenberg (192; 2015). Up next on the chart is Anthony Morelli (208; 2006).
- McSorley has 450 career completions, moving him into fifth place at Penn State. He passed Daryll Clark (444) against Rutgers and trails Anthony Morelli (460) for fourth.
- With 7,222 career yards of total offense, McSorley is in third place on Penn State's all-time list.
- McSorley has 3,015 yards of total offense this season, boosting him into fifth place in the Penn State record books for a single season. He passed Christian Hackenberg (2,887; 2013); Hackenberg again (2,883; 2014); and Daryll Clark (2,874; 2008) against Rutgers and trails Michael Robinson (3,156; 2005) for fourth place.
- McSorley attempted 21 passes against Rutgers, giving him 744 in his career, which moves him into seventh place at Penn State. He passed Daryll Clark (738) and now trails Zack Mills (814) for sixth place.
- McSorley's 13 rushing attempts against Rutgers give him 120 this season, which is the third-highest mark for a quarterback at Penn State for a single season. He trails his own 146 attempts last year for second place.
- McSorley had 44 yards rushing against Rutgers, which gives him 349 this season, moving him into fourth place at Penn State for rushing yards by a quarterback in a single season. He trails his 365 yards from last season for third place.
- McSorley has surpassed the 300-yard passing mark eight times in his career, which ranks second in Penn State history to Christian Hackenberg's nine, and three times this season, which is fifth.
- McSorley completed 15-straight pass attempts from the first quarter through the third quarter at Northwestern, breaking the Penn State record for consecutive completions. The previous record was set by Kerry Collins when he had 14-straight completions at Minnesota during the 1994 season.

See Record Watch on Pages 27-30

QUARTERBACKS DOING IT ALL

- **Trace McSorley** has 14 career games and seven this season with both a rushing and passing touchdown.
- McSorley rushed for a touchdown in four consecutive games (Indiana; at Northwestern; Michigan; at Ohio State), marking the first time a Penn State quarterback has rushed for scores in four-straight games since Daryll Clark did so in five consecutive contests in 2008.
- McSorley is the first Penn State quarterback to have both a rushing and passing touchdown in four consecutive games.
- McSorley's nine rushing touchdowns are second on the team, trailing RB **Saquon Barkley's** 11, and fourth in the Big Ten.
- McSorley scored a career-high three rushing touchdowns against Michigan. He also threw one touchdown to become responsible for the final four touchdowns scored in the game.
- McSorley is the first Penn State quarterback to run for three touchdowns in a game since at least 1967.
- QB **Tommy Stevens**, who was lined up as a running back, pulled in his second career touchdown catch at Northwestern. His first came against Georgia State.
- Stevens went on to have career highs in completions (4) and attempts (7), topping previous marks set against Akron (3 completions, 6 attempts) earlier this season.
- Stevens has six receptions for 35 yards, and has also rushed 10 times for 46 yards and a touchdown.
- Stevens is the first Nittany Lion to have a touchdown pass and reception in the same game since Christian Hackenberg did it against Illinois in 2015.

HAMILTON HAULING IT IN

- WR **DaeSean Hamilton** is Penn State's all-time receptions leader with 200 for his career.
- Hamilton's career receptions total of 200 ranks 10th amongst active FBS players, while his receptions per game average (4.00) ranks 25th. He leads the Big Ten in both categories.
- Hamilton is in third place on Penn State's career receiving yardage chart with 2,631 career receiving yards. He trails Deon Butler (2,771; 2005-08) for second.
- Hamilton's career receiving yardage total of 2,631 ranks 11th among active FBS players, while his receiving yards per game average of 52.6 yards per game is 22nd. He leads the Big Ten in both categories.
- With a receiving touchdown against Rutgers, Hamilton moved into a tie (O.J. McDuffie) for seventh place on Penn State's career receiving touchdowns list with 16.
- Against Michigan State, Hamilton posted his eighth career 100-yard effort to move into a tie with Bryant Johnson (1999-2002) for eighth place on Penn State's career list. It is his third 100-yard game of the season.
- Hamilton is the ninth player in program history with 2,000 career receiving yards.
- Hamilton had a career-high three touchdown receptions against Indiana. He previously had one touchdown reception on 10 occasions. The three scoring grabs were the most by a Nittany Lion since Allen Robinson had three, also against Indiana, in 2012.
- In addition to the three touchdowns against Indiana, Hamilton had 122 yards receiving. The performance earned him Big Ten Offensive Player of the Week and PFF National Team of the Week accolades.

NOT THE QB

- WR **DaeSean Hamilton** is the first Penn State receiver since at least 1967 to catch two touchdown passes in his career from players who were not quarterbacks.
- Hamilton caught a touchdown pass from running back **Saquon Barkley** against Indiana and caught a touchdown pass from fellow wide receiver Geno Lewis at Northwestern in 2015.
- Hamilton's TD catch from Barkley was the 10th touchdown pass from a Penn State non-QB since 1967.
- Current safety **Nick Scott** is the only other non-quarterback on the team with a touchdown pass. When he was a running back in 2015, he threw a touchdown pass to QB Christian Hackenberg.

COMMUNITY SERVICE

LIFT FOR LIFE A SUCCESS

- The 15th Annual Penn State Uplifting Athletes "Lift for Life" in July was a tremendous success. The preliminary fundraising total for the 2017 event was more than \$95,000 to benefit Uplifting Athletes and its commitment to life skills development, patient focused programs and rare disease research. The 15-year total or "Lift for Life" is now nearly \$1.3 million.
- Donations to the Penn State chapter of Uplifting Athletes and Lift for Life will remain open until Sept. 30. As of Aug. 25, the current fundraising total is \$96,549.98. Fans can track the live total or donate by visiting the chapter's fundraising site at <https://pledgeit.org/team/psu-lift-for-life-2017> or by sending a donation to Will Flaherty, Director of Player Development and Community Relations at 201 Lasch Football Building, University Park, Pa 16802.
- With the contributions from this year, nearly \$1.3 million has been raised by Penn State Uplifting Athletes since the inaugural Lift for Life was held in 2003. The inaugural event raised just under \$13,000.
- The Penn State Lift for Life featured more than 100 members of the Nittany Lion football team and was held at Holuba Hall, with approximately 2,000 fans in attendance. The exhibition featured rotations of one-on-one battles in the tire flip, sled pull, bench press and farmer's hold, followed by tug of war competitions.
- The 2017 Penn State Lift for Life included a kids clinic for the fourth year in a row, which was run by the Nittany Lion true freshmen football student-athletes. The event concluded with a team autograph session.
- Founded by Penn State Football teammates Scott Shirley, Dave Costlow and Damone Jones in 2003, Lift for Life has benefitted cancer research and the rare disease community.
- The Penn State Uplifting Athletes Chapter also announced linebacker **Jason Cabinda** and quarterback **Trace McSorley** will serve as co-presidents. The 2017 Uplifting Athletes officers are: offensive lineman **Andrew Nelson**, vice president; offensive lineman **Ryan Bates**, secretary; former offensive lineman Tom Devenney, treasurer.
- About Uplifting Athletes: A nonprofit organization founded in 2007, Uplifting Athletes inspires the rare disease community with hope through the power of sport. A rare disease is one that affects fewer than 200,000 Americans and typically lacks financial incentive to make and market new treatments. With a network of university chapters run by current college football student-athletes, Uplifting Athletes has established 22 chapters with Division I football programs across the country. Overall since its inception Uplifting Athletes has had an economic impact of more than \$400 million on the rare disease community. For more information about Uplifting Athletes, visit www.upliftingathletes.org.

LIONS BRING SMILES TO HERSHEY

- For coach **James Franklin**, part of the developmental process means at Penn State involves taking time to make a positive impact. True to Franklin's first core value - a single positive attitude duplicated by more than 100 came out in full force for an afternoon in July.
- For the fourth consecutive year, Franklin and his 105-member team boarded three buses for a trip to Hershey to visit the Penn State Children's Hospital. From dancing to coloring, games and in-room visits, the Nittany Lions brought smiles to even the weariest of faces, even if just for a moment.
- "It's a really good experience we love doing this every year," sophomore running back **Andre Robinson** said. "This is one of the cooler things that we do, getting to give back to these kids. It makes their day just for us to come and hang out for an hour or two. We're really privileged to have that opportunity to make that impact on their lives."
- For the staff and team, seeing pure delight stretch across the faces of so many is a yearly highlight. "There are people who have had much more challenging upbringings than me, but there were people who really made a difference for me and for my family, who went above and beyond and didn't have to, and I realized what's it has done for me," Franklin said.



HOME SUCCESS

HOME WINNING STREAKS

1.	29	1919-24
2.	24	1899-1906
3.	21	1970-74 ^
4.	18	1889-99
5.	17	1939-43
6.	15	1967-70 ^
	15	1915-17
8.	14	1990-92 ^
	14	1985-87 ^
10.	13	1910-12
	13	2016-present ^^
12.	12	1997-99 ^^
	12	1977-79 ^
14.	11	2007-09 ^^
	11	2004-06 ^^

HOME UNBEATEN STREAKS

1.	49	1889-1907 (two ties)
2.	29	1919-24
3.	24	1899-1906
	24	1908-13 (one tie)
5.	22	1939-44 (one tie)
6.	21	1970-74 ^
7.	18	1889-99
8.	17	1939-43
9.	15	1967-70 ^
	15	1915-17
11.	14	1990-92 ^
	14	1985-87 ^
13.	13	1910-12
	13	2016-present ^^
15.	12	1997-99 ^^
	12	1977-79 ^

^ - Beaver Stadium
* - Big Ten Era

TOP CATCHING DUOS AND TRIOS

- **DaeSean Hamilton** (200) and **Mike Gesicki** (114) rank eighth in FBS and tops in the Big Ten among active receiving duos with 314 combined catches.
- They are the third duo/trio to accomplish the feat at PSU, joining Deon Butler (179), Derrick Williams (161) and Jordan Norwood (158), who totaled 498 career receptions (2005-08), and Hamilton (161) and Chris Godwin (154), who totaled 315 receptions (2014-16).
- Hamilton owns Penn State's all-time receptions record, while Gesicki owns its tight end receptions record.
- **Saquon Barkley** (1,087), Gesicki (1,337) and Hamilton (2,631) are the second RB/WR/TE trio to each have 1,000 career receiving yards in Big Ten history (Purdue, 1982-85: WR Steve Griffin, 2,234 yards; RB Rodney Carter, 1,814 yards; TE Marty Scott, 1,247 yards).
- Current Big Ten member Rutgers accomplished the feat (2002, 03-06) as a member of the Big East with TE Clark Harris, 2,015 yards; RB Brian Leonard, 1,868 yards and WR Shawn Tucker, 1,559 yards.
- Barkley owns the Penn State running backs record for career receptions and receiving yards.

EVERY GAME GESICKI

- TE **Mike Gesicki** became Penn State's all-time tight end receptions leader with five receptions at Iowa. He broke the record of 87 set by Andrew Quarless (2006-09) and now has 114 career receptions. The total ranks 11th overall in program history.
- Gesicki's touchdown reception against Rutgers gave him five for the season and 11 for his career, tying Jesse James for career touchdown catches by a tight end at Penn State and tying his own season mark which he shares with James and two others.
- With 1,337 career receiving yards, Gesicki ranks 19th in program history, trailing tight end career receiving yards record holder Ted Kwalick (1,343; 1966-68) for 18th.
- Gesicki's eight catches and 89 yards receiving at Michigan State were both career highs, passing his previous marks of six and 88, respectively.
- Gesicki was named to the *Sports Illustrated* Midseason All-America first team.
- Gesicki holds the team's longest active receptions streak at 24 games, dating to the 2016 season opener. It ranks tied for the 23rd-longest active streak in FBS.
- His five receiving touchdowns rank 10th in the Big Ten.

JOHNSON BREAKING OUT

- WR **Juwan Johnson** has at least one catch in 10 games this season and multiple catches in each of the last eight games.
- He had five catches for 85 yards in his most recent outing against Rutgers.
- Johnson was the hero at Iowa pulling in his first career touchdown catch as time expired to give Penn State a thrilling 21-19 victory.
- Johnson had career highs with seven catches and 92 yards in the Iowa game. His previous personal mark was four receptions for 84 yards against Akron in the season opener.

HIGH SCHOOL TO COLLEGE

- The tandem of QB **Trace McSorley** and WR **Brandon Polk** is one of 13 QB/WR combinations from the same high school active on the same team in FBS. Both attended Briar Woods High School in Ashburn, Virginia.
- In 2013, McSorley and Polk teamed up to lead the Falcons to the Virginia 5A State Championship game. The duo totaled 635 yards receiving and eight touchdowns.
- Polk surpassed his collegiate career high for receptions with three at Northwestern, with two coming from McSorley.
- The duo teamed up for their first collegiate touchdown earlier this season, as Polk caught a 15-yard TD from McSorley against Georgia State.

DEFENSE NOTES

LIMITED ACCESS

- Penn State is fourth in the nation and second in the Big Ten in scoring defense, averaging 13.9 points allowed per game.
- Penn State has allowed 11.5 points per game fewer in 2017 than it did in 2016 (25.4).
- Penn State owns a pair of shutout victories and has allowed more than 20 points in a game just twice.
- Penn State has shutout opponents in at least one half in six games this season (Akron, Georgia State, Indiana, Northwestern, Michigan, Rutgers).
- Penn State has been strong at the start of games. It was the last team to give up a first-quarter point (Week 9; Ohio State) and did not allow a first-quarter touchdown until Week 10 (Michigan State). PSU allowed an opening drive score for the first time this season against Rutgers (Week 11).
- Penn State ranks eighth in FBS in first-half scoring defense, allowing just 7.4 points per game, and third in second-half scoring (6.5 avg). The Lions are as strong in the third quarter as they are in the first (1.3 avg), ranking first in scoring defense (1.3 avg). (*Coaches by the Numbers*)
- Penn State only allowed 43 yards passing against Rutgers, the fewest allowed in a conference game since joining the Big Ten. The previous low was 48 yards last year at Rutgers.
- The 43 yards passing were the fewest allowed by the Nittany Lions since giving up 32 yards to Army, a triple-option team, in 2015.
- Penn State also only yielded 10 first downs which are tied for its seventh-fewest in a Big Ten game.
- The seven pass completions allowed to Rutgers are tied for the second-fewest allowed by the Nittany Lions in a Big Ten game with five other games.
- The six points allowed to Rutgers are tied for the ninth-fewest points allowed by the Lions in a conference game since joining the Big Ten.
- Penn State has recorded two shutouts in a single season for the first time since notching two in 2007 (59-0 over FIU; 31-0 vs. Indiana).
- The Nittany Lions nearly earned their third shutout of the season at Northwestern, but the Wildcats scored in the final two minutes of the game, snapping a five-quarter shutout streak that started in the second half of the Indiana game.
- The 14 points allowed by Penn State in the first three games were the fewest in any three-game stretch since allowing 13 in a three-game stretch in the middle of the 2009 season (52-3 vs. Eastern Illinois; 20-0 vs. Minnesota; 35-10 at Michigan).
- This is the third-straight year that PSU has shut out an opponent (39-0 vs. Illinois in 2015; 39-0 at Rutgers in 2016; 52-0 vs. Akron in 2017). It is the longest such streak since a three-year stretch from 1989-91 (17-0 at Rutgers in 1989; 28-0 vs. Rutgers and 9-0 at Alabama in 1990; and 81-0 vs. Cincinnati in 1991).

See National Nits on Page 10

ALLEN & HALEY SEMIFINALISTS FOR THORPE AWARD

- S **Marcus Allen** and CB **Grant Haley** among the 13 semifinalists for the Paycom Jim Thorpe Award, given to the top defensive back in college football. Penn State and Alabama are the only teams with two semifinalists.
- The Paycom Jim Thorpe Award is awarded to the best defensive back in college football based on performance on the field, athletic ability and character. See *Season Honors on Page 11*

STOPS BEHIND THE LINE

- Penn State ranks 21st in FBS and fourth in the Big Ten in tackles for loss with an average of 7.3.
- A total of 27 different Nittany Lions have at least assisted on a stop in the back field.
- DEs **Shareef Miller** (8.0) and **Shaka Toney** (6.5) lead the team in tackles for loss.
- Penn State totaled 14 TFLs against Akron in the season opener, the most by Penn State since recording 15 at Temple in 2015, and followed with nine against Pitt, 11 against Georgia State and seven at Iowa.

See National Nits on Page 10

PACKING THE STADIUM

TOP 10 BEAVER STADIUM CROWDS

Rk.	Attend.	Date	Result
1.	110,823	Oct. 21, 2017	Penn State 42, Michigan 13
2.	110,753	Sept. 14, 2002	Penn State 40, Nebraska 7
3.	110,134	Oct. 27, 2007	Ohio State 37, Penn State 17
4.	110,078	Sept. 8, 2007	Penn State 31, Notre Dame 10
5.	110,033	Nov. 7, 2009	Ohio State 24, Penn State 7
6.	110,017	Oct. 18, 2008	Penn State 46, Michigan 17
7.	110,007	Oct. 14, 2006	Michigan 17, Penn State 10
8.	109,898	Sept. 9, 2017	Penn State 33, Pitt 14
9.	109,865	Nov. 5, 2005	Penn State 35, Wisconsin 14
10.	109,845	Nov. 22, 2008	Penn State 49, Michigan State 18

LARGEST CROWDS TO WATCH PENN STATE

Rk.	Attend.	Date	Opponent, Stadium
1.	113,085	Oct. 11, 2014	Michigan, Michigan Stadium
2.	111,502	Oct. 12, 2002	Michigan, Michigan Stadium
3.	111,310	Sept. 22, 2007	Michigan, Michigan Stadium
4.	111,249	Oct. 15, 2005	Michigan, Michigan Stadium
5.	111,019	Nov. 7, 1998	Michigan, Michigan Stadium
6.	110,823	Oct. 21, 2017	Michigan, Beaver Stadium
7.	110,803	Nov. 11, 2000	Michigan, Michigan Stadium
8.	110,753	Sept. 14, 2002	Nebraska, Beaver Stadium
9.	110,377	Oct. 24, 2009	Michigan, Michigan Stadium
10.	110,319	Sept. 24, 2016	Michigan, Michigan Stadium
11.	110,134	Oct. 27, 2007	Ohio State, Beaver Stadium
12.	110,078	Sept. 8, 2007	Notre Dame, Beaver Stadium
13.	110,033	Nov. 7, 2009	Ohio State, Beaver Stadium
14.	110,017	Oct. 18, 2008	Michigan, Beaver Stadium
15.	110,007	Oct. 14, 2006	Michigan, Beaver Stadium
16.	109,898	Sept. 9, 2017	Pitt, Beaver Stadium

BEAVER STADIUM ATTENDANCE RECORDS

Capacity	Record	Date	Result
46,284	50,144	Nov. 21, 1964	Penn State 28, Pittsburgh 0
48,284	52,713	Oct. 11, 1969	Penn State 20, West Virginia 0
57,723	61,325	Sept. 13, 1975	Penn State 34, Stanford 14
60,203	62,554	Sept. 17, 1977	Penn State 31, Houston 14
76,639	78,019	Nov. 4, 1978	Penn State 27, Maryland 3
83,370	86,309	Oct. 22, 1983	Penn State 41, West Virginia 23
93,967	97,498	Nov. 9, 1997	Michigan 34, Penn State 8
107,282	110,753	Sept. 14, 2002	Penn State 40, Nebraska 7
106,572	110,823	Oct. 21, 2017	Penn State 42, Michigan 13



SENIOR STOPPERS

- LB **Jason Cabinda** leads Penn State with 74 tackles this season, while classmate S **Marcus Allen** is second with 59. Both are Lott IMPACT Award quarterfinalists.
- Cabinda ranks 12th in the Big Ten averaging 7.4 tackles per game.
- Cabinda upped his career total to 272 tackles against Rutgers, which ranks him 11th in program history, two tackles behind John Skorupan (1970-72) and Shane Conlan (1983-86) for ninth (274).
- Cabinda had 11 tackles against Rutgers, giving him nine games with 10 or more tackles in his career.
- With 308 career tackles, Allen is in sixth place on Penn State's career chart.
- With 10 tackles against Ohio State, Allen reached the 300-tackle mark for his career. It was Allen's ninth career double-digit tackle outing and second this season.
- LB **Brandon Smith** made his first start of the season against Rutgers, doing so at the Will linebacker position. It was his third career start and he excelled, making 10 tackles for his second career game with 10 or more stops (Maryland, 2016).
- Senior S **Troy Apke** has matched his career high of eight tackles in two recent games (Ohio State and Michigan State). He ranks fourth on the team with a career-high 46 tackles this season.

See Record Watch on Pages 27-30

SACK MASTERS

- The Penn State defense is continuing to find the quarterback, averaging 2.90 sacks to rank fourth in the Big Ten and 21st in FBS.
- The Penn State defense registered seven sacks against Michigan, the most since having seven sacks against Kent State in 2016. It was also the most by Penn State against a Big Ten opponent since having seven sacks at Northwestern in 2011.
- Penn State has brought a balanced pass rush as 20 different Nittany Lions have at least assisted on a sack.
- Against Rutgers, S **Ayron Monroe**, had a half-sack in the fourth quarter, the first of his career, as a part of a career-best seven-tackle performance.
- At Michigan State, DE **Yetur Gross-Matos** had his first career sack with a shared takedown (**Tyrell Chavis**), and DE **Shane Simmons** had his first career sack too.
- DE **Shaka Toney** leads the team with 4.0 sacks. He had 1.0 sack against Michigan and the first multi-sack game of his career at Northwestern, registering two solo QB takedowns. He had his first career solo sack and second career forced fumble on a strip-sack of QB Clayton Thorson in the first quarter.
- The Nittany Lions have totaled 29 sacks in 10 games. With 46 sacks in 2015 and 40 sacks last season, Penn State posted back-to-back 40-sack seasons for the first time since it posted three-consecutive 40-sack seasons in 2005 (41), 2006 (40) and 2007 (46).

See National Nits on Page 10

GETTING OFF THE FIELD

- Penn State is averaging 5.10 three-and-outs per game to tie for 10th in FBS and third in the Big Ten.
- Penn State has prevented a first down on 51-of-128 opposition drives (39.8 percent).

CABINDA EARNS WEEKLY RECOGNITION

- **Jason Cabinda** was named the Big Ten Co-Defensive Player of the Week and the Lott IMPACT Player of the Week after the Michigan game.
- Cabinda finished with 12 tackles for his eighth career double-digit tackle game. He also forced his second career fumble in the third quarter with a strip of Michigan QB John O'Korn on a rush.
- Cabinda was selected as the Lott IMPACT Player of the Week after his performance against Indiana. Penn State will receive \$1,000 for its general scholarship fund in recognition of it.
- Cabinda finished with a career high-matching 14 tackles, including six solo stops, a sack, 1.5 tackles for loss and a fumble recovery against the Hoosiers.

See Season Honors on Page 11

AIR INTERCEPTS

- With 10 interceptions, Penn State ranks fifth in the Big Ten and 31st in FBS.
- CB **Amani Oruwariye** grabbed his fourth interception of the season and fifth of his career at Michigan State.
- Oruwariye ranks second in the Big Ten and third in FBS with 0.5 interceptions per game.
- Oruwariye is the second Penn State DB to have interceptions in back-to-back games (Indiana and Northwestern) this season, joining **Grant Haley** (Pitt and Georgia State).
- Haley was the first PSU player with interceptions in back-to-back games since Anthony Zettel in 2014 (at Michigan and vs. Ohio State).
- Haley was named a midseason All-American by *The All-American and USA Today*.
- CB **Christian Campbell** grabbed his third career interception and first of the season at Northwestern with a pick to end the opening half. It was his first INT since the Purdue game in 2016.
- Penn State recorded three interceptions against Georgia State for its most since grabbing three at Maryland in 2015.
- S **Marcus Allen** and CB **Tariq Castro-Fields** both tallied their first career interceptions in the win over Georgia State. Allen returned his pick 50 yards.
- Penn State picked off two passes against Pitt. Haley intercepted a first-quarter pass at the 50 and returned it 42 yards to the Pitt 8, setting up a one play touchdown drive, while S **Troy Apke** intercepted a pass in the second quarter. Ironically enough, both DBs had parents that attended Pitt.
- Haley's 42-yard interception return was a career long, besting his 30-yard return vs. Temple in 2014.

See National Nits on Page 10

KNOCK IT DOWN

- CB **Amani Oruwariye** leads the team with 1.5 passes defended, which also ranks third in the Big Ten and fifth in FBS.
- CB **Christian Campbell** leads the team with 10 pass breakups on the season. He has recorded a pass breakup in all but two games this season (Ohio State and Rutgers).
- Campbell ranks in a tie for 28th all-time at Penn State with 20 career pass breakups.
- CB **Grant Haley** follows Campbell with nine pass breakups this season, but leads him on the career list with 22 to rank in a tie for 23rd at Penn State.
- Haley had a career-high three pass breakups at Northwestern, topping his previous high of two, which he had accomplished three times, most recently at the Rose Bowl.
- The Penn State defense had 11 pass breakups at Michigan State, marking the first time since at least 1999 that Penn State has posted double-digit pass breakups twice in the same season. The Nittany Lions previously made 10 pass breakups at Northwestern.
- Penn State's 11 pass breakups at Michigan State were its most in a game since totaling 11 against Indiana in 2011.
- The 11 pass breakups are tied for the third-most in a game for the Nittany Lions since 2000 (16, Purdue in 2000; 14, Michigan State in 2006; 11, Indiana in 2011).
- In the Michigan State game, CB **Amani Oruwariye** had a career-high five pass breakups to go along with an interception, while true freshman CB **Tariq Castro-Fields** made his first three career pass breakups and was named to the *Pro Football Focus* Big Ten Team of the Week for his performance
- Oruwariye's five PBUs against Michigan State were the most by a Nittany Lion since Justin King had five vs. Purdue in 2007.
- Oruwariye's six passes defended at Michigan State is tied for the most in FBS with Denzel Ward from Ohio State against Indiana. Both had five pass breakups and an interception.

See National Nits on Page 10

FUTURE SCHEDULES

2018 Schedule

Sept. 1	APPALACHIAN STATE
Sept. 8	at Pittsburgh
Sept. 15	KENT STATE
Sept. 21	at Illinois*
Sept. 29	OHIO STATE*
Oct. 13	MICHIGAN STATE*
Oct. 20	at Indiana*
Oct. 27	IOWA*
Nov. 3	at Michigan*
Nov. 10	WISCONSIN*
Nov. 17	at Rutgers*
Nov. 24	MARYLAND*

2019 Schedule

Aug. 31	IDAHO
Sept. 7	BUFFALO
Sept. 14	PITTSBURGH
Sept. 28	at Maryland*
Oct. 5	PURDUE*
Oct. 12	at Iowa*
Oct. 19	MICHIGAN*
Oct. 26	at Michigan State*
Nov. 9	at Minnesota*
Nov. 16	INDIANA*
Nov. 23	at Ohio State*
Nov. 30	RUTGERS*

2020 Schedule

Sept. 12	at Virginia Tech
Sept. 26	Northwestern*
Oct. 3	at Michigan*
Oct. 17	Iowa*
Oct. 24	Ohio State*
Oct. 31	at Indiana*
Nov. 7	at Nebraska*
Nov. 14	Michigan State*
Nov. 21	Maryland*
Nov. 28	at Rutgers*

Two non-conference games to be scheduled

2021 Schedule

Sept. 4	at Wisconsin*
Sept. 11	Ball State
Sept. 18	Auburn
Oct. 9	at Iowa*
Oct. 16	Illinois*
Oct. 23	at Michigan State*
Oct. 30	Indiana*
Nov. 6	at Maryland*
Nov. 13	Michigan*
Nov. 20	at Ohio State*
Nov. 27	Rutgers*

One non-conference game to be scheduled

Future Non-Conference Games

Sept. 17, 2022	at Auburn
Sept. 7, 2023	WEST VIRGINIA
Aug. 31, 2024	at West Virginia
Sept. 6, 2025	VIRGINIA TECH



PRESEASON HONORS

MARCUS ALLEN, SAFETY*Watch Lists*

Bednarik Award (Defensive Player of the Year)

Jim Thorpe Award (Top DB)

Lott IMPACT Trophy (Top defensive player on and off the field)

Nagurski Trophy (Defensive Player of the Year)

All-America

Athlon Sports Preseason All-America Third Team

Pro Football Focus Preseason All-America Third Team

Sporting News Preseason All-America First Team

SAQUON BARKLEY, RUNNING BACK

Big Ten Preseason Honors

Watch Lists

Doak Walker Award (Top RB)

Maxwell Award (National Player of the Year)

Walter Camp Award (National Player of the Year)

All-America

Associated Press Preseason All-America First Team

Athlon Sports Preseason All-America First Team

Bleacher Report Preseason All-America

ESPN Preseason All-America

Lindy's Preseason All-America First Team

Pro Football Focus Preseason All-America First Team

Sporting News Preseason All-America First Team

Sports Illustrated Preseason All-America First Team

Sports Illustrated No. 5 FBS Player

Sports Illustrated "Feldman Freaks" No. 1

Street & Smith's Preseason All-America First Team

USA Today Preseason All-America First Team

JASON CABINDA, LINEBACKER

Bednarik Award (Defensive Player of the Year)

Butkus Award (Top LB)

Lott IMPACT Trophy (Top defensive player on and off the field)

Nagurski Trophy (Defensive Player of the Year)

TYLER DAVIS, KICKER

Lou Groza Award Watch List (Top PK)

Sporting News Preseason All-America Second Team

JAMES FRANKLIN, HEAD COACH

Bobby Dodd Trophy Watch List (Top Coach)

MIKE GESICKI, TIGHT END

Mackey Award Watch List (Top TE)

Associated Press Preseason All-America First Team

Athlon Sports Preseason All-America Second Team

Lindy's Preseason All-America First Team

Sporting News Preseason All-America First Team

Sports Illustrated Preseason All-America Second Team

Street & Smith's Preseason All-America First Team

USA Today Preseason All-America First Team

BLAKE GILLIKIN, PUNTER

Ray Guy Award Watch List (Top P)

TRACE McSORLEY, QUARTERBACK

Big Ten Preseason Honors

Davey O'Brien Award (Top QB)

Johnny Unitas Golden Arm Award (Top QB on and off field)

Manning Award (Top QB, including bowl game)

Maxwell Award (National Player of the Year)

Walter Camp Award (National Player of the Year)

Wuerffel Trophy (Community Service)

BRANDON SMITH, LINEBACKER

Allstate AFCA Good Works Team Nominee

HELPING THEMSELVES

- Penn State registered its second safety of the season at Iowa, this time via a **Shareef Miller** takedown in the end zone of Akrum Wadley in the second quarter.
- The safety proved crucial in the outcome of the game, as Penn State won by two points (21-19).
- This is the first time since 2004 that the Nittany Lions had two safeties in a season.
- **Marcus Allen** recorded a safety against Pitt. It was the first Penn State safety since Devon Still notched a sack in the end zone at Minnesota in 2010.

SMITH EARNS COMMUNITY RECOGNITION

- Senior LB **Brandon Smith** is among the 20 semifinalists for the Jason Witten Collegiate Man of the Year Award.
 - The inaugural Jason Witten Collegiate Man of the Year, presented by Albertsons and Tom Thumb, will be the first college football honor to focus primarily on a player's leadership, both on and off the field.
 - Smith was previously named to the Allstate, American Football Coaches Association (AFCA) Good Works Team and was among the semifinalists for the 2017 William V. Campbell Trophy, presented by Fidelity Investments and the National Football Foundation & College Hall of Fame (NFF).
 - Smith is the fourth Nittany Lion to earn Allstate AFCA Good Works Team honors, joining Ben Kline (2015), Stefen Wisniewski (2010) and Wayne Holmes (1994) and is among the 11 FBS and 22 overall honorees this year for their contributions to the community.
 - Fans are encouraged to visit ESPN.com/Allstate to vote for the 2017 Allstate AFCA Good Works Team@ Captain through November 23, 2017. The Team Captain will be honored at this season's The Home Depot College Football Awards on ESPN.
 - The 2017 Allstate AFCA Good Works Team@ will be invited to New Orleans to participate in a special community service project ahead of the 2018 Allstate@ Sugar Bowl®, where the entire team will also be recognized on the field at halftime.
 - Smith graduated with a degree in kinesiology last December. He is working on a second degree in health policy and administration and owns a 3.81 GPA. He is a seven-time Dean's List honoree and recorded a pair of 4.0 semesters during his academic career.
 - In addition to the community service activities that he does as part of the Lions, Smith helps with his wife's non-profit organization, Honduran Soles, which provides shoes to kids that need them in various countries. He and his wife traveled to Honduras during spring break in 2015 and helped build a soccer field. He and his wife have volunteered at homeless shelters, and done community work through their church, Revival Tabernacle, in Watsontown, Pa.
- See Season Honors on Page 11**

SPECIAL TEAMS NOTES

PUNT AT YOUR OWN PERIL

- Penn State is averaging 14.1 yards per punt return to rank 14th in FBS and first in the Big Ten.
 - Punt returner **DeAndre Thompkins** ranks first in the Big Ten and ranks ninth in the nation with an average of 14.9 yards per return.
 - Thompkins 61-yard punt return for a touchdown against Akron was the first by Penn State since Derrick Williams had a 63-yard return in 2008 at Wisconsin. It was also the first by the Nittany Lions in Beaver Stadium since Williams returned a punt 78 yards for a score against Notre Dame in 2007.
 - Thompkins averaged 31.8 yards on four returns vs. the Zips, which is a school record. The previous record was 31.7 yards per return by Derrick Williams vs. Temple in 2006.
- See National Nits on Page 10**

DAVIS KICKING IT

- **K Tyler Davis** had five PAT kicks against Rutgers, passing Brett Conway (119; 1994-96) for most consecutive PAT kicks at Penn State with 122.
- Davis also moved into fifth place on the Big Ten's consecutive extra points made chart, passing Conway.
- Davis had five points against Rutgers, giving him 236 for his career and moving into eighth place at Penn State. He passed Robbie Gould (232) and Curtis Enis (230), and trails Lydell Mitchell (246) for seventh place.
- Davis has converted all 49 of his extra point attempts this season to rank tied for sixth nationally and second in the Big Ten.
- Davis has made the most point after attempts without a career miss in Penn State history, successfully converting 122 straight. Only two others, Herb Menhardt (54-for-54; 1978-80) and Collin Wagner (83-for-83; 2007-10), have had perfect career percentages (minimum 50 attempts).
- Davis is one of six active kickers in FBS with at least 100 extra points without a career miss.
- Davis is Penn State's career record holder for field goal accuracy. Davis has converted 38-of-47 field goal attempts for an 80.9 percent success rate. Nick Gancitano (1981-83) was the previous record holder with a 77.6 percent success rate (38-of-49).
- Davis moved into ninth place on the career field goals list at Michigan State, tying Nick Gancitano (38; 1981-84) for the position.
- Davis booted a career-long 47-yard field goal in the third quarter against Akron. His previous best was a 42-yard kick against Illinois in 2015.
- Davis is handling kickoff duties full-time this season for the first time in his career.

RETURN GAME SUCCESS

- **Saquon Barkley** leads the Big Ten and ranks ninth in FBS averaging 30.2 yards per kickoff return.
 - Barkley is one of 11 players in FBS to return two kickoffs for a touchdown this season and the only one in the Big Ten.
 - Barkley's kickoff return for a touchdown at Ohio State is Penn State's third return (kickoff or punt) touchdown (2 kickoff, 1 punt) of the season, marking the first time since 2008 that the Nittany Lions have three return scores in a season (2 kickoff, 1 punt; all by Derrick Williams).
 - With the kickoff return for a TD, Barkley became the first Nittany Lion with multiple kickoff returns for touchdowns since Derrick Williams (2) in 2008. The two scores tie the school record with Chuck Peters (1940), Curt Warner (1980) and Derrick Williams (2008).
 - Former returner and now linebacker **Koa Farmer** returned a short kickoff at Ohio State a career-long 59 yards, besting his previous best of 57 yards versus Illinois in 2015.
 - The 98-yard opening kick return by Barkley against Indiana for a touchdown was the first for the Nittany Lions since Chaz Powell had a 95-yard return for a score against Indiana State in 2011. It was the longest kick return since Powell had a 100-yard return against Youngstown State in 2010.
 - Barkley's 98-yard return against Indiana ranks tied for sixth in Penn State history, while the 97-yard return at Ohio State ranks tied for ninth.
- See Record Watch on Pages 27-30**
See National Nits on Page 10
- MIGHT AS WELL PUNT
- **P Blake Gillikin's** 43.3-yard punting average ranks third in the Big Ten and 32nd in FBS.
 - Penn State's punt return defense has netted an average of 4.29 yards allowed, good enough to rank third in the Big Ten and 25th in FBS.
 - Penn State's net punting average of 39.64 yards ranks second in the Big Ten and 27th in FBS.
 - Gillikin had three punts inside the Rutgers 10-yard line, giving him 15 this season and 22 in his career.
 - Gillikin had one punt of 50-plus yards against Rutgers (53 yards). It was the 23rd 50-yard punt of his career and the 10th of the season.
- See National Nits on Page 10**



SEASON NOTES

NITTANY LION DEBUTS

- First-time starters this year include sophomore **Miles Sanders** (Rutgers), sophomore **Ryan Buchholz** (Iowa), redshirt freshman **Will Fries** (Georgia State) and sophomore **Shareef Miller** (Akron).
- A total of 24 Nittany Lions have made their debuts this year, including three true freshmen, 14 redshirt freshmen, three sophomores and four juniors.
- Sophomore TE **Nick Bowers** made his collegiate debut in the fourth quarter at Northwestern.
- Seven made their debut in the win over Georgia State. Juniors included: CB **Desi Davis** and OL **Charlie Shuman**. Sophomore included: TE **Joe Arcangelo**. Redshirt freshmen included: WR **Dae'Lun Darien**, QB **Michael Shuster**, RB **Nick Eury** and WR **Isaac Lutz**.
- A total of 16 Nittany Lions made their debuts in the season opening win over Akron, including three true freshmen, 10 redshirt freshmen, a sophomore and two juniors. True freshmen included: CB **Tariq Castro-Fields**, CB **Lamont Wade** and DE **Yetur Gross-Matos**. Redshirt freshmen included: CB **Zech McPhearson**, DE **Shane Simmons**, OL **Will Fries**, OL **Alex Gellerstedt**, DE **Shaka Toney**, DT **Ellison Jordan**, K **Alex Barbir**, DT **Antonio Shelton**, OL **Michael Menet** and DT **Daniel Joseph**. Sophomore included: S **John Petrishen**. Juniors included: LB **Jason Vranic** and LS **Kyle Vasey**.

BIG PLAYERS OF THE WEEK

- Penn State leads the B1G with seven Player of the Week honors on offense, defense and special teams.
- **Saquon Barkley** has garnered a conference-high five Big Ten Player of the Week awards this season, earning three on offense and two on special teams.
- Barkley won his second offensive POTW nod after returning the opening kickoff 97 yards for a touchdown against Ohio State in Week 9. The Buckeyes avoided kicking to Barkley for the remainder of the game, giving the Nittany Lions favorable field position.
- Barkley won his third offensive POTW nod after scoring three touchdowns (2 rush, 1 receiving) in a win over Michigan in Week 8. He also totaled 108 yards rushing on 15 carries and 53 yards receiving on three catches for 161 yards from scrimmage.
- It was also the fifth offensive player of the week award for his career, tying him for ninth in Big Ten history.
- LB **Jason Cabinda** was named the Big Ten Co-Defensive Player of the Week following the Michigan game in Week 8. He registered 12 tackles, assisted on a sack and forced a fumble in the win.
- WR **DaeSean Hamilton** was named the Co-Offensive POTW and RB/KR Barkley was named the Special Teams POTW for Week 5 following the Indiana game. Hamilton caught nine passes for 122 yards and three touchdowns, while Barkley returned the opening kickoff 98 yards for a touchdown.
- Barkley won his second Big Ten Offensive Player of the Week award of the season after a record-breaking performance at Iowa in Week 4. Barkley had a career-high 211 rushing yards on 28 carries and a touchdown to go along with 12 catches for 94 yards and three kickoff returns for 53 yards en route to a school-record 358 all-purpose yards in a thrilling win over Iowa at Kinnick Stadium.
- Barkley claimed co-Big Ten Offensive POTW after his performance against Akron in the season opener. He shared the honor with Ohio State's J.T. Barrett. Barkley had a Big Ten-leading 246 all-purpose yards on 18 touches against the Zips. The junior rushed for 172 yards on 14 carries (12.3 ypc) with two touchdowns and added three receptions for 54 yards (18.0 ypr). Barkley broke free for an 80-yard rush, which was the second-longest of his career and tied for the 10th-best rush in program history.

NITTANY LION POSITION CHANGES

- Among the Penn State players who played new positions heading into the fall are: **Will Blair** (S to LB) **Josh McPhearson** (WR to RB), **Jarvis Miller** (S to LB) and **Jonathan Thomas** (LB to RB).

PENN STATE NUMBER CHANGES

- Three Nittany Lions are wearing new numbers in 2017, including **Cam Brown** (6), **Steven Gonzalez** (74) and **Shaka Toney** (18).
- **Shareef Miller** (48) wore No. 19 for two games (at Iowa, vs. Indiana) to honor teammate **Torrence Brown**, who was injured in the Georgia State game.

TAKING ON THE NEIGHBORS

- For the fourth consecutive year, Penn State is playing at least four FBS teams that are within a 250-mile drive (based on Google Maps from stadium to stadium).
- Penn State went 4-1 against its neighbors last season and is off to a 3-0 start this season with season-opening wins over Akron and Pitt.
- The only nearby FBS team Penn State has not played since 2012 is West Virginia, but the Mountaineers are on Penn State's schedule in 2023 and 2024.
- Since joining the Big Ten in 1993, Penn State is 42-4 against FBS teams within 250 miles.
- All-time, Penn State is 288-111-17 against its current FBS regional foes.

Distance	Team	Last Played	Result
139 Miles	Pittsburgh	Sept. 9, 2017	W, 33-14
181 Miles	West Virginia	Oct. 24, 1992	W, 40-26
198 Miles	Temple	Sept. 17, 2016	W, 34-27
198 Miles	Navy	Sept. 15, 2012	W, 34-7
199 Miles	Maryland	Oct. 8, 2016	W, 38-14
204 Miles	Buffalo	Sept. 12, 2015	W, 27-14
205 Miles	Kent State	Sept. 4, 2016	W, 33-13
215 Miles	Akron	Sept. 2, 2017	W, 52-0
224 Miles	Rutgers	Nov. 11, 2017	W, 35-6
230 Miles	Syracuse	Aug. 31, 2013	W, 23-17
250 Miles	Army	Oct. 3, 2015	W, 20-14

Bold italics indicates 2017 opponent

OVERTIME OVER TIME

- College football introduced overtime during the bowl season in 1995 and adopted it for regular season games in 1996.
- Since then, Penn State has played 12 overtime games, including six over the 2012-14 seasons. Eight of the 12 overtime tilts have come at home, two in true road games, one in the 2006 Orange Bowl and one in the 2014 Pinstripe Bowl.
- Penn State is 7-5 all-time in overtime games, with a 4-4 record at Beaver Stadium, 1-1 mark in true road games and 2-0 ledger at a neutral site.
- Most recently, Penn State defeated Minnesota, 29-26, on Oct. 1, 2016. After Minnesota kicked a field goal on its first possession, Penn State running back **Saquon Barkley** rushed 25 yards for a touchdown on the Nittany Lions first offensive play.
- It was the sixth OT game at Beaver Stadium since the start of the 2012 season. PSU is 4-2 in those games.
- Penn State's first two overtime contests came vs. Iowa in 2000 and 2002 at home. The Nittany Lions dropped their first three contests that went to the extra period, but won five straight overtime contests before falling to Nebraska on Nov. 23, 2013.
- Penn State's all-time overtime games:

Date	Opponent	Score
11/4/00	IOWA (2OT)	L, 23-26
9/28/02	IOWA	L, 35-42
10/12/02	at Michigan	L, 24-27
1/3/06	vs. Florida State (3OT) ¹	W, 26-23
10/7/06	at Minnesota	W, 28-27
11/24/12	WISCONSIN	W, 24-21
10/12/13	MICHIGAN (4OT)	W, 43-40
11/2/13	ILLINOIS	W, 24-17
11/23/13	NEBRASKA	L, 20-23
10/25/14	OHIO STATE (2OT)	L, 24-31
12/27/14	vs. Boston College ²	W, 31-30
10/2/16	MINNESOTA	W, 29-26

¹ - Orange Bowl; ² - Pinstripe Bowl.

NITTANY GREATS

DUO ON BALLOT FOR 2018 COLLEGE FOOTBALL HALL OF FAME CLASS

- First-team All-Americans Kerry Collins and Steve Wisniewski have been selected for the national ballot for the National Football Foundation's College Hall of Fame's Class of 2018. A total of 75 players and six coaches from FBS are on the 2018 ballot.
- They have an opportunity to join 18 former Nittany Lion players and five Penn State coaches who have been inducted into the Hall.
- Also on the ballot is former Nittany Lion student-athlete Glenn Killinger, who is among the candidates for the divisional coach Class of 2018. Killinger was inducted into the Hall of Fame as a player in 1966.
- To be eligible for the Hall of Fame ballot, players must have been named a first-team All-America by a major/national selector as recognized and utilized by the NCAA for their consensus All-America teams; played their last year of intercollegiate football at least 10 years prior to nomination; played within the last 50 years and cannot be currently playing professional football. Once nominated for consideration, all player candidates are submitted to one of eight District Screening Committees, which conducts a vote to determine who will appear on the ballot and represent their respective districts.
- Linebacker Shane Conlan was the most recent Penn State player inductee, entering the Hall in 2014, while running back Curt Warner was enshrined in the Hall of Fame in 2010.
- The announcement of the 2018 class will be made Monday, Jan. 8, 2018, in Atlanta. The city is serving as the host for the CFP National Championship, which will be played later that day at Mercedes-Benz Stadium.
- The Jan. 8 announcement will be televised live, and specific viewing information will be available as the date draws near.
- Collins helped Penn State earn a 40-9 record from 1991-94 and was instrumental in the Nittany Lions earning a 22-2 overall mark (14-2 conference) during their first two years in the Big Ten Conference. The recipient of the 1994 Maxwell Award as the National Player of the Year, he helped Penn State win three New Year's Day bowl games: the 1992 Fiesta, 1994 Citrus and 1995 Rose Bowls.
- Wisniewski was a three-year starter at guard for the Nittany Lions who would go on to become an All-Pro lineman in the NFL. He was one of two sophomores to start on the 1986 National Championship team and he opened holes for two first-team All-America running backs, Blair Thomas (1987) and D.J. Dozier (1986). One of just four Penn State offensive linemen to earn a pair of first-team All-America honors, he was recognized in 1988 by the American Football Coaches (AFCA) and repeated All-America accolades from Sporting News. A 1988 team captain, Wisniewski is one of just two offensive linemen to earn Penn State's team MVP honor since its creation in 1978.
- From Harrisburg, Killinger was a Walter Camp All-American at quarterback for the Nittany Lions in 1921. He coached at Dickinson (1922), Rensselaer (1927-32), Moravian (1933) and West Chester (1934-41, 45-59). Killinger is the winningest coach in West Chester history and is a member of the Pennsylvania Sports Hall of Fame. He died in 1988.



DEPTH CHART

OFFENSE

Wide Receiver (X)

84 Juwan Johnson (6-4, 226, Jr./So.)
 11 Irvin Charles (6-4, 217, Jr./So.)
 87 Dae'Lun Darien (6-4, 210, So./Fr.)

Tight End

88 Mike Gesicki (6-6, 250, Sr./Sr.)
 89 Tom Pancoast (6-3, 242, 5th/Sr.)
 18 Jonathan Holland (6-4, 248, Jr./So.)

Left Tackle

71 Will Fries (6-6, 305, So./Fr.)
 59 Andrew Nelson (6-6, 305, Gr./Sr.)
 51 Alex Gellerstedt (6-6, 304, So./Fr.)

Left Guard

74 Steven Gonzalez (6-4, 341, Jr./So.)
 73 Mike Miranda (6-3, 303, Jr./Fr.)
 61 C.J. Thorpe (6-3, 329, Fr./Fr.)

Center

66 Connor McGovern (6-5, 312, So./So.)
 64 Zach Simpson (6-3, 301, Jr./So.)
 73 Mike Miranda (6-3, 303, Fr./Fr.)

Right Guard

70 Brendan Mahon (6-4, 318, 5th/Sr.)
 62 Michal Menet (6-4, 301, So./Fr.)
 79 Charlie Shuman (6-8, 316, Sr./Jr.)

Right Tackle

77 Chasz Wright (6-7, 358, Sr./Jr.)
 59 Andrew Nelson (6-6, 305, Gr./Sr.)
 75 Des Holmes (6-5, 319, Fr./Fr.)

Wide Receiver (H)

5 DaeSean Hamilton (6-1, 206, Gr./Sr.)
 10 Brandon Polk (5-9, 175, Jr./So.)
 1 KJ Hamler (5-9, 172, Fr./Fr.)

Wide Receiver (Z)

3 DeAndre Thompkins (5-11, 187, Sr./Jr.)
 13 Saeed Blacknall (6-3, 217, Sr./Sr.)
 12 Mac Hippenhammer (5-11, 178, Fr./Fr.)

Quarterback

9 Trace McSorley (6-0, 195, Sr./Jr.)
 2 Tommy Stevens (6-5, 228, Jr./So.)
 14 Sean Clifford (6-2, 210, Fr./Fr.)

Running Back

26 Saquon Barkley (5-11, 230, Jr./Jr.)
 6 Andre Robinson (5-9, 223, Jr./So.) OR
 24 Miles Sanders (5-11, 215, So./So.) OR
 8 Mark Allen (5-6, 180, Sr./Jr.)

DEFENSE

Defensive End

48 Shareef Miller (6-5, 257, Jr./So.)
 34 Shane Simmons (6-3, 250, So./Fr.)
 46 Colin Castagna (6-4, 257, Jr./Jr.)

Defensive Tackle

52 Curtis Cothran (6-5, 301, Gr./Sr.)
 56 Tyrell Chavis (6-3, 308, Sr./Sr.)
 42 Ellison Jordan (6-0, 293, So./Fr.)

Defensive Tackle

41 Parker Cothren (6-4, 304, Gr./Sr.)
 54 Robert Windsor (6-4, 303, Jr./So.)
 55 Antonio Shelton (6-2, 302, So./Fr.)

Defensive End

30 Kevin Givens (6-1, 287, Jr./So.)
 18 Shaka Toney (6-3, 233, So./Fr.)
 99 Yetur Gross-Matos (6-5, 248, Fr./Fr.)

Will Linebacker

47 Brandon Smith (6-0, 231, Gr./Sr.)
 6 Cam Brown (6-5, 227, So./So.)
 33 Jake Cooper (6-1, 234, Jr./Jr.)

Middle Linebacker

40 Jason Cabinda (6-1, 234, Sr./Sr.)
 47 Brandon Smith (6-0, 231, Gr./Sr.)
 36 Jan Johnson (6-2, 234, Jr./So.)

Sam Linebacker

7 Koa Farmer (6-1, 237, Sr./Jr.)
 6 Cam Brown (6-5, 227, So./So.)
 9 Jarvis Miller (6-2, 222, Jr./So.)

Boundary Cornerback

1 Christian Campbell (6-1, 194, Sr./Sr.)
 5 Tariq Castro-Fields (6-0, 185, Fr./Fr.)
 38 Lamont Wade (5-9, 196, Fr./Fr.)

Free Safety

2 Marcus Allen (6-2, 207, Sr./Sr.)
 4 Nick Scott (5-11, 199, Sr./Jr.)

Strong Safety

28 Troy Apke (6-1, 198, Sr./Sr.)
 23 Ayron Monroe (5-11, 207, Jr./So.)
 17 Garrett Taylor (6-0, 197, Jr./So.)

Field Cornerback

15 Grant Haley (5-9, 190, Sr./Sr.)
 21 Amani Oruwariye (6-1, 209, Sr./Jr.)
 14 Zech McPhearson (5-11, 182, So./Fr.)

SPECIAL TEAMS

Punter

93 Blake Gillikin (6-2, 195, So./So.)
 92 Daniel Pasquariello (6-1, 201, Sr./Sr.)
 97 Carson Landis (6-2, 198, Fr./Fr.)

Kicker

95 Tyler Davis (5-11, 183, 5th/Sr.)
 90 Alex Barbir (5-9, 193, So./Fr.)
 97 Carson Landis (6-2, 198, Fr./Fr.)

Holder

16 Billy Fessler (5-11, 181, Sr./Jr.)
 92 Daniel Pasquariello (6-1, 201, Sr./Sr.)
 93 Blake Gillikin (6-2, 195, So./So.)

Long Snapper

96 Kyle Vasey (6-2, 234, Sr./Jr.)
 36 Jan Johnson (6-2, 234, Jr./So.)
 94 Joe Calcagno (6-0, 253, Fr./Fr.)

Kickoff Returners

26 Saquon Barkley (5-11, 230, Jr./Jr.)
 24 Miles Sanders (5-11, 215, So./So.)
 10 Brandon Polk (5-9, 175, Jr./So.)

Punt Returners

3 DeAndre Thompkins (5-11, 187, Sr./Jr.)
 8 Mark Allen (5-6, 180, Sr./Jr.)
 28 Troy Apke (6-1, 198, Sr./Sr.)

PRONUNCIATIONS

Troy Apke Troy App-KEY
 Saquon Barkley SAY-kwon Barkley
 Saeed Blacknall Sah-eed Black-NALL
 Ryan Buchholz Ryan BUCK-holez
 Colin Castagna Colin CAST-on-yah (like lasagna)
 Tariq Castro-Fields TUH-reek Castro-Fields
 Tyrell Chavis TIE-rell CHAY-viss
 Curtis Cothran Curtis CAW-thren
 Parker Cothren Parker CAW-thren
 Dae'Lun Darien DAY-lawn Darien
 Yetur Gross-Matos YEE-tore Gross-Mah-tose
 Brelin Faison-Walden BREY-lynn FACE-in Walden
 Koa Farmer CO-uh Farmer
 Will Fries Will FRY-z
 Mike Gesicki Mike Guh-sick-E
 DaeSean Hamilton DAY-shawn Hamilton
 Fred Hansard Hann-SARD
 Brendan Mahon Brendan MANN
 Zech McPhearson Zack McPhearson
 Michael Menet Michael men-NET
 Ayron Monroe AIR-en Monroe
 Amani Oruwariye UH-monn-E O-rue-waar-ee-A
 Daniel Pasquariello Daniel pass-KAH-rello
 Kyle Vasey VAY-see
 Chris Welde Chris WELL-dee
 Jake Zembiec Jake ZEM-beck

ASSISTANT COACHES



Brent Pry
 Assoc. Head Coach/
 Def. Coord./LBs
 Field



Joe Moorhead
 Off. Coord./
 Quarterbacks
 Field



Charles Huff
 Special Teams Coord./
 Running Backs
 Field



Tim Banks
 Co-Def. Coord./
 Safeties
 Booth



Josh Gattis
 Asst. Special Teams
 Coord./Wide Receivers
 Field



Matt Limegrover
 Offensive Line
 Field



Ricky Rahne
 Pass Game Coord./
 Tight Ends
 Booth



Terry M. Smith
 Asst. Head Coach/
 Cornerbacks
 Field



Sean Spencer
 Run Game Coord./
 Defensive Line
 Field



NUMERICAL ROSTER

NO.	NAME	POS.	CL./EL.	HT.	WT.	HIGH SCHOOL/COACH	HOMETOWN
1	Campbell, Christian ***	CB	Sr./Sr.	6-1	194	Central/Woodrow Lowe	Phenix City, Ala.
1	Hamler, KJ	WR	Fr./Fr.	5-9	172	IMG Academy (Fla.)/Kevin Wright	Pontiac, Mich.
2	Allen, Marcus ***	S	Sr./Sr.	6-2	207	Dr. Henry A. Wise, Jr./Dalawn Parrish	Upper Marlboro, Md.
2	Stevens, Tommy	QB	Jr./So.	6-5	228	Decatur Central/Justin Dixon	Indianapolis, Ind.
3	Johnson, Donovan	CB	Fr./Fr.	5-9	180	Cass Tech/Thomas Wilcher	Detroit, Mich.
3	Thompkins, DeAndre **	WR	Sr./Jr.	5-11	187	Swansboro/Tim Laspada	Hubert, N.C.
4	Scott, Nick **	S	Sr./Jr.	5-11	199	Fairfax/Kevin Simonds	Fairfax, Va.
5	Castro-Fields, Tariq	CB	Fr./Fr.	6-0	185	Riverdale Baptist School/Caesar Nettles	Upper Marlboro, Md.
5	Hamilton, DaeSean ***	WR	Gr./Sr.	6-1	206	Mountain View/Lou Sorrentino	Fredericksburg, Va.
6	Brown, Cam *	LB	So./So.	6-5	227	The Bullis School/Patrick Cilento	Burtonsville, Md.
6	Robinson, Andre	RB	Jr./So.	5-9	223	Bishop McDevitt/Jeff Weachter	Mechanicsburg, Pa.
7	Farmer, Koa **	LB	Sr./Jr.	6-1	237	Notre Dame/Kevin Rooney	Lake View Terrace, Calif.
7	Zembiec, Jake	QB	So./Fr.	6-3	219	Aquinas Institute/Chris Battaglia	Rochester, N.Y.
8	Allen, Mark *	RB	Sr./Jr.	5-6	180	DeMatha/Elijah Brooks	Hyattsville, Md.
9	McSorley, Trace **	QB	Sr./Jr.	6-0	195	Briar Woods/Charlie Pierce	Ashburn, Va.
9	Miller, Jarvis *	LB	Jr./So.	6-2	222	Windsor Locks/Suffield/East Granby/Jason Qua	Suffield, Conn.
10	Polk, Brandon *	WR	Jr./So.	5-9	175	Briar Woods/Charlie Pierce	Ashburn, Va.
11	Charles, Irvin *	WR	Jr./So.	6-4	217	Paul VI/John Doherty	Sicklerville, N.J.
12	Davis, Desi	CB	Sr./Jr.	5-11	181	Harriton/Matthew Bahr	Ardmore, Pa.
12	Hippenhammer, Mac	WR	Fr./Fr.	5-11	178	R. Nelson Snider/Kurt Tippmann	Fort Wayne, Ind.
13	Blacknall, Saeed ***	WR	Sr./Sr.	6-3	217	Manalapan/Ed Gurrieri	Manalapan, N.J.
13	Brooks, Ellis	LB	Fr./Fr.	6-1	235	Benedictine College Prep/Greg Lilly	Mechanicsville, Va.
14	Clifford, Sean	QB	Fr./Fr.	6-2	210	Saint Xavier/Steve Specht	Cincinnati, Ohio
14	McPhearson, Zech	CB	So./Fr.	5-11	182	Riverdale Baptist School/Caesar Nettles	Columbia, Md.
15	Haley, Grant ***	CB	Sr./Sr.	5-9	190	The Lovett School/Mike Muschamp	Atlanta, Ga.
15	Shuster, Michael	QB	So./Fr.	6-2	209	Camp Hill/Frank Gay	Camp Hill, Pa.
16	Fessler, Billy	QB	Sr./Jr.	5-11	181	Erie Cathedral Prep/Mike Mischler	Erie, Pa.
16	Petrishen, John	S	Jr./So.	6-0	211	Pittsburgh Central Catholic/Terry Totten	Lower Burrell, Pa.
17	Taylor, Garrett *	S	Jr./So.	6-0	197	Saint Christopher's/Lance Clelland	Richmond, Va.
18	Holland, Jonathan *	TE/H	Jr./So.	6-4	248	The Bullis School/Patrick Cilento	Brandywine, Md.
18	Toney, Shaka	DE	So./Fr.	6-3	233	Imhotep Charter/Albie Crosby	Philadelphia, Pa.
19	Brown, Torrence **	DE	Sr./Jr.	6-3	257	Tuscaloosa Academy/Robert Johnson	Tuscaloosa, Ala.
20	Butler, Jabari	CB	Jr./Jr.	5-11	181	Abilene Christian University/Ken Collums	Potomac, Md.
20	Thomas, Johnathan	RB	Sr./Jr.	5-11	216	St. John's Prep/Jim O'Leary	Peabody, Mass.
21	Oruwariye, Amani **	CB	Sr./Jr.	6-1	209	Gaither/Jason Stokes	Tampa, Fla.
23	Monroe, Ayron *	S	Jr./So.	5-11	207	Saint Johns College H.S./Joe Patterson	Largo, Md.
24	Brown, DJ	CB	Fr./Fr.	5-10	183	Creekside/Will Rogers	College Park, Ga.
24	Sanders, Miles *	RB	So./So.	5-11	215	Woodland Hills/George Novak	Pittsburgh, Pa.
25	Faison-Walden, Brelin	LB	Fr./Fr.	6-1	212	Grimmsley/Darrel Brown	Greensboro, N.C.
26	Barkley, Saquon **	RB	Jr./Jr.	5-11	230	Whitehall/Brian Gilbert	Coplay, Pa.
26	Sutherland, Jonathan	S	Fr./Fr.	5-11	200	Episcopal (Va.)/Panos Voulgaris	Ottawa, Ontario, Canada
28	Apke, Troy ***	S	Sr./Sr.	6-1	198	Mount Lebanon/Mike Melnyk	Mt. Lebanon, Pa.
29	Reid, John **	CB	Jr./Jr.	5-10	187	St. Joseph's Prep (Pa.)/Gabe Infante	Mount Laurel, N.J.
30	Givens, Kevin *	DT	Jr./So.	6-1	287	Altoona Area/John Franco	Altoona, Pa.
31	Welde, Christopher	WR	Jr./So.	5-7	167	Council Rock North/Adam Collachi	Newtown, Pa.
32	Brown, Journey	RB	Fr./Fr.	5-11	200	Meadville/Ray Collins	Meadville, Pa.
32	Vallone, Mitchell	S	Sr./Sr.	5-9	201	Elk County Catholic/Travis Skrzypek	Johnsonburg, Pa.
33	Cooper, Jake **	LB	Jr./Jr.	6-1	234	Archbishop Wood/Steve Devlin	Doylestown, Pa.
34	Simmons, Shane	DE	So./Fr.	6-3	250	DeMatha/Elijah Brooks	Laurel, Md.
35	Neff, Justin	S	Fr./Fr.	6-1	187	Central Mountain/James Renninger	Mill Hall, Pa.
36	Johnson, Jan	LB	Jr./So.	6-2	234	Governor Mifflin/Dominic Vecchio	Mohnton, Pa.
37	Hartlaub, Drew	S	Fr./Fr.	5-11	180	South Western/Chris Heilman	Hanover, Pa.
38	Wade, Lamont	CB	Fr./Fr.	5-9	196	Clairton/Wayne Wade	Clairton, Pa.
39	Di Leo, Frank	LB	Jr./So.	5-9	222	Saint Ignatius College Prep/John O'Connor	Elmhurst, Ill.
39	McPhearson, Josh	RB	Sr./Sr.	5-10	197	Annapolis Area Christian/Ken Lucas	Columbia, Md.
40	Cabinda, Jason ***	LB	Sr./Sr.	6-1	234	Hunterdon Central/Matthew Perotti	Flemington, N.J.
40	Eury, Nick	RB	So./Fr.	5-9	207	Lake-Lehman/Jerry Gilsky	Shavertown, Pa.
41	Arcangelo, Joe	TE	Jr./So.	6-4	252	Abington Heights/Joe Repshis	Clarks Summit, Pa.
41	Cothren, Parker ***	DT	Gr./Sr.	6-4	304	Hazel Green/Matthew Putnam	Huntsville, Ala.
42	Jordan, Ellison	DT	So./Fr.	6-0	293	Gilman School/Biff Poggi	Upper Marlboro, Md.
43	Bowen, Manny **	LB	Jr./Jr.	6-1	226	Barneget/Rob Davis	Barneget, N.J.
44	Franklin, Brailyn	LB	Fr./Fr.	6-2	204	Battlefield (Va.)/Jared Van Acker	Arlington, Texas
45	DuMond, Joe	LB	So./So.	5-11	241	St. Joseph's Prep/Gabe Infante	Philadelphia, Pa.
46	Castagna, Colin	DE	Jr./Jr.	6-4	257	Barrington/Joe Sanchez	Barrington, Ill.
47	Blair, Will	LB	So./Fr.	5-11	219	Hempfield/Ron Zeiber	Lancaster, Pa.
47	Smith, Brandon *	LB	Gr./Sr.	6-0	231	Lewisburg/Jeremy Winn	Winfield, Pa.
48	Miller, Shareef *	DE	Jr./So.	6-5	257	George Washington/Ronald Cohen	Philadelphia, Pa.
49	Joseph, Daniel	DE	So./Fr.	6-3	250	Lake Forest Academy (Ill.)/Robin Bowkett	Brampton, Ontario, Canada
50	Chizmar, Max	LB	Fr./Fr.	6-2	221	Mars Area/Scott Heinauer	Mars, Pa.



NUMERICAL ROSTER [CONT.]

NO.	NAME	POS.	CL./EL.	HT.	WT.	HIGH SCHOOL/COACH	HOMETOWN
51	Gellerstedt, Alex	OL	So./Fr.	6-6	304	Dublin Coffman/Mark Crabtree	Dublin, Ohio
51	Vranic, Jason	LB	Sr./Jr.	6-0	222	Erie C.C./Scott Pilkey	Wheatfield, N.Y.
52	Bates, Ryan *	OL	Jr./So.	6-4	312	Archbishop Wood/Steve Devlin	Warrington, Pa.
52	Cothran, Curtis **	DT	Gr./Sr.	6-5	301	Council Rock North/Adam Collachi	Newtown, Pa.
53	Hansard, Fred	DT	Fr./Fr.	6-3	310	The Hun School/Todd Smith	Burlington, N.J.
54	Windsor, Robert *	DT	Jr./So.	6-4	303	Fond Du Lac/Mike Gnewuch	Fond Du Lac, Wis.
55	Shelton, Antonio	DT	So./Fr.	6-2	302	Westerville-North/Rodger Elander	Westerville, Ohio
56	Chavis, Tyrell *	DT	Sr./Sr.	6-3	308	Nassau C.C./Joe Osovet	Richmond, Va.
58	Presta, Evan	DT	Fr./Fr.	6-3	266	Cathedral Prep/Mike Mischler	Erie, Pa.
59	Nelson, Andrew ***	OL	Gr./Sr.	6-6	305	Hershey/Mark Painter	Hershey, Pa.
61	Thorpe, C.J.	OL	Fr./Fr.	6-3	329	Central Catholic/Terry Totten	Glenshaw, Pa.
62	Menet, Michal	OL	So./Fr.	6-4	301	Exeter Township Senior/Matt Bauer	Birdsboro, Pa.
64	Simpson, Zach *	OL	Jr./So.	6-3	301	Holidaysburg Area/Homer DeLattre	Holidaysburg, Pa.
66	McGovern, Connor *	OL	So./So.	6-5	312	Lake-Lehman/Jerry Gilsy	Larksville, Pa.
68	Kelly, Hunter	OL	So./Fr.	6-2	300	Neshaminy/Steve Wilmot	Langhorne, Pa.
70	Mahon, Brendan ***	OL	Sr.^/Sr.	6-4	318	Randolph/Joe Lusardi	Randolph, N.J.
71	Fries, Will	OL	So./Fr.	6-6	305	Cranford/Erik Rosenmeier	Cranford, N.J.
72	Martin, Robbie	OL	Fr./Fr.	6-4	284	Saint Joseph Regional/Augie Hoffmann	Sparta, N.J.
73	Miranda, Mike	OL	Fr./Fr.	6-3	303	Stow-Munroe Falls/Mark Nori	Stow, Ohio
74	Gonzalez, Steven *	OL	Jr./So.	6-4	341	Union City/Wil Valdez	Union City, N.J.
75	Holmes, Des	OL	Fr./Fr.	6-5	319	Cardinal O'Hara/BJ Hogan	Norristown, Pa.
76	Jenkins, Sterling	OL	Jr./So.	6-8	336	Baldwin/Pete Wagner	Pittsburgh, Pa.
77	Wright, Chasz **	OL	Sr./Jr.	6-7	358	Milford Academy/Bill Chaplick	Woodbridge, Va.
79	Shuman, Charlie	OL	Sr./Jr.	6-8	316	Pittsford Sutherland/Keith Molinich	Pittsford, N.Y.
80	Dalton, Danny	TE/H	So./Fr.	6-4	234	Marshfield/Lou Silva	Marshfield, Mass.
80	Weller, Justin	WR	Fr./Fr.	6-0	187	Wilson/Doug Dahms	Sinking Spring, Pa.
81	Sullivan-Brown, Cam	WR	Fr./Fr.	6-0	187	Saint Vincent Pallotti/Ian Thomas	Bowie, Md.
82	Shoop, Tyler	WR	Jr./So.	5-11	185	Father Ryan/Bruce Lussier	Nashville, Tenn.
83	Bowers, Nick	TE/H	Jr./So.	6-4	268	Kittanning Senior/Frank Fabian	Kittanning, Pa.
83	Hoensline, Alex	WR	Fr./Fr.	6-1	178	Central/Dave Baker	East Freedom, Pa.
84	Johnson, Juwan *	WR	Jr./So.	6-4	226	Glassboro/Mark Maccarone	Glassboro, N.J.
85	Lutz, Isaac	WR	So./Fr.	5-11	181	Berks Catholic/Rick Keeley	Reading, Pa.
86	Hodgens, Cody	WR	Gr./Sr.	5-7	173	Robinson/Mike DePue	Wesley Chapel, Fla.
87	Darien, Dae'Lun	WR	So./Fr.	6-4	210	Dunbar/Lawrence Smith	Baltimore, Md.
88	Gesicki, Mike ***	TE/H	Sr./Sr.	6-6	250	Southern Regional/Chuck Donahue	Manahawkin, N.J.
89	Maxwell, Colton	WR	So./Fr.	6-0	190	Northampton/Mark Scisly	Northampton, Pa.
89	Pancoast, Tom *	TE/H	Sr.^/Sr.	6-3	242	Unionville/Pat Clark	West Chester, Pa.
90	Barber, Damion	DE	Fr./Fr.	6-3	245	Harrisburg/Calvin Everett	Harrisburg, Pa.
90	Barbir, Alex	K	So./Fr.	5-9	193	South Forsyth/Jeff Arnette	Cumming, Ga.
91	Stoll, Chris	SN	Fr./Fr.	6-2	251	St. Francis DeSales/Ryan Wiggins	Westerville, Ohio
92	Bolds, Corey	DT	Fr./Fr.	6-3	285	Paramus Catholic/Dan Sabella	Paterson, N.J.
92	Pasquariello, Daniel **	P	Gr./Sr.	6-1	201	Xavier College HS/--	Melbourne, Victoria, Australia
93	Gillikin, Blake *	P/K	So./So.	6-2	195	The Westminster Schools/Gerry Romberg	Smyrna, Ga.
94	Calcagno, Joe	SN	Fr./Fr.	6-0	253	Fenwick/Gene Nudo	Elmhurst, Ill.
95	Davis, Tyler **	K/P	Sr.^/Sr.	5-11	183	North/--	St. Charles, Ill.
96	Iyke, Immanuel	DT	Jr./So.	6-2	298	Parsippany Hills/Dave Albano	Hackettstown, N.J.
96	Vasey, Kyle	SN	Sr./Jr.	6-2	234	Wallenpaupack/Mark Watson	Hawley, Pa.
97	Buchholz, Ryan *	DE	Jr./So.	6-6	275	Great Valley/Dan Ellis	Malvern, Pa.
97	Landis, Carson	K/P	Fr./Fr.	6-2	198	Emmaus/Harold Fairclough	Macungie, Pa.
98	Vasey, Dan	DL/LS	Fr./Fr.	6-4	250	Wallenpaupack/Mark Watson	Lackawaxen, Pa.
98	Curry, Mike	LS	Jr./Jr.	6-0	230	Phillipsburg/Ryan Ditze	Phillipsburg, N.J.
99	Gross-Matos, Yetur	DE	Fr./Fr.	6-5	248	Chancellor/Bob Oliver	Spotsylvania, Va.
99	DeAngelis, Nick	K	Jr./Jr.	5-8	160	Ramsey/Vic Tribuzio	Ramsey, N.J.

* - Letters won

^ - 5th-year senior



ALPHABETICAL ROSTER

NO.	NAME	POS.	CL./EL.	HT.	WT.	HIGH SCHOOL/COACH	HOMETOWN
2	Allen, Marcus ***	S	Sr./Sr.	6-2	207	Dr. Henry A. Wise, Jr./Dalawn Parrish	Upper Marlboro, Md.
8	Allen, Mark *	RB	Sr./Jr.	5-6	180	DeMatha/Elijah Brooks	Hyattsville, Md.
28	Apke, Troy ***	S	Sr./Sr.	6-1	198	Mount Lebanon/Mike Melnyk	Mt. Lebanon, Pa.
41	Arcangelo, Joe	TE	Jr./So.	6-4	252	Abington Heights/Joe Repshis	Clarks Summit, Pa.
90	Barber, Damion	DE	Fr./Fr.	6-3	245	Harrisburg/Calvin Everett	Harrisburg, Pa.
90	Barbir, Alex	K	So./Fr.	5-9	193	South Forsyth/Jeff Arnette	Cumming, Ga.
26	Barkley, Saquon **	RB	Jr./Jr.	5-11	230	Whitehall/Brian Gilbert	Coplay, Pa.
52	Bates, Ryan *	OL	Jr./So.	6-4	312	Archbishop Wood/Steve Devlin	Warrington, Pa.
13	Blacknall, Saeed ***	WR	Sr./Sr.	6-3	217	Manalapan/Ed Gurrieri	Manalapan, N.J.
47	Blair, Will	LB	So./Fr.	5-11	219	Hempfield/Ron Zeiber	Lancaster, Pa.
92	Bolds, Corey	DT	Fr./Fr.	6-3	285	Paramus Catholic/Dan Sabella	Paterson, N.J.
43	Bowen, Manny **	LB	Jr./Jr.	6-1	226	Barneget/Rob Davis	Barneget, N.J.
83	Bowers, Nick	TE/H	Jr./So.	6-4	268	Kittanning Senior/Frank Fabian	Kittanning, Pa.
13	Brooks, Ellis	LB	Fr./Fr.	6-1	235	Benedictine College Prep/Greg Lilly	Mechanicsville, Va.
6	Brown, Cam *	LB	So./So.	6-5	227	The Bullis School/Patrick Cilento	Burtonsville, Md.
24	Brown, DJ	CB	Fr./Fr.	5-10	183	Creekside/Will Rogers	College Park, Ga.
32	Brown, Journey	RB	Fr./Fr.	5-11	200	Meadville/Ray Collins	Meadville, Pa.
19	Brown, Torrence **	DE	Sr./Jr.	6-3	257	Tuscaloosa Academy/Robert Johnson	Tuscaloosa, Ala.
97	Buchholz, Ryan *	DE	Jr./So.	6-6	275	Great Valley/Dan Ellis	Malvern, Pa.
20	Butler, Jabari	CB	Jr./Jr.	5-11	181	Abilene Christian University/Ken Collums	Potomac, Md.
40	Cabinda, Jason ***	LB	Sr./Sr.	6-1	234	Hunterdon Central/Matthew Perotti	Flemington, N.J.
94	Calcagno, Joe	SN	Fr./Fr.	6-0	253	Fenwick/Gene Nudo	Elmhurst, Ill.
1	Campbell, Christian ***	CB	Sr./Sr.	6-1	194	Central/Woodrow Lowe	Phenix City, Ala.
46	Castagna, Colin	DE	Jr./Jr.	6-4	257	Barrington/Joe Sanchez	Barrington, Ill.
5	Castro-Fields, Tariq	CB	Fr./Fr.	6-0	185	Riverdale Baptist School/Caesar Nettles	Upper Marlboro, Md.
11	Charles, Irvin *	WR	Jr./So.	6-4	217	Paul VI/John Doherty	Sicklerville, N.J.
56	Chavis, Tyrell *	DT	Sr./Sr.	6-3	308	Nassau C.C./Joe Osovet	Richmond, Va.
50	Chizmar, Max	LB	Fr./Fr.	6-2	221	Mars Area/Scott Heinauer	Mars, Pa.
14	Clifford, Sean	QB	Fr./Fr.	6-2	210	Saint Xavier/Steve Specht	Cincinnati, Ohio
33	Cooper, Jake **	LB	Jr./Jr.	6-1	234	Archbishop Wood/Steve Devlin	Doylestown, Pa.
52	Cothran, Curtis **	DT	Gr./Sr.	6-5	301	Council Rock North/Adam Collachi	Newtown, Pa.
41	Cothren, Parker ***	DT	Gr./Sr.	6-4	304	Hazel Green/Matthew Putnam	Huntsville, Ala.
98	Curry, Mike	LS	Jr./Jr.	6-0	230	Phillipsburg/Ryan Ditze	Phillipsburg, N.J.
80	Dalton, Danny	TE/H	So./Fr.	6-4	234	Marshfield/Lou Silva	Marshfield, Mass.
87	Darien, Dae'Lun	WR	So./Fr.	6-4	210	Dunbar/Lawrence Smith	Baltimore, Md.
12	Davis, Desi	CB	Sr./Jr.	5-11	181	Harrilton/Matthew Bahr	Ardmore, Pa.
95	Davis, Tyler **	K/P	Sr./Sr.	5-11	183	North/--	St. Charles, Ill.
39	Di Leo, Frank	LB	Jr./So.	5-9	222	Saint Ignatius College Prep/John O'Connor	Elmhurst, Ill.
99	DeAngelis, Nick	K	Jr./Jr.	5-8	160	Ramsey/Vic Tribuzio	Ramsey, N.J.
45	DuMond, Joe	LB	So./So.	5-11	241	St. Joseph's Prep/Gabe Infante	Philadelphia, Pa.
40	Eury, Nick	RB	So./Fr.	5-9	207	Lake-Lehman/Jerry Gilsky	Shavertown, Pa.
25	Faison-Walden, Brelan	LB	Fr./Fr.	6-1	212	Grimsley/Darrel Brown	Greensboro, N.C.
7	Farmer, Koa **	LB	Sr./Jr.	6-1	237	Notre Dame/Kevin Rooney	Lake View Terrace, Calif.
16	Fessler, Billy	QB	Sr./Jr.	5-11	181	Erie Cathedral Prep/Mike Mischler	Erie, Pa.
44	Franklin, Brailyn	LB	Fr./Fr.	6-2	204	Battlefield (Va.)/Jared Van Acker	Arlington, Texas
71	Fries, Will	OL	So./Fr.	6-6	305	Cranford/Erik Rosenmeier	Cranford, N.J.
51	Gellerstedt, Alex	OL	So./Fr.	6-6	304	Dublin Coffman/Mark Crabtree	Dublin, Ohio
88	Gesicki, Mike ***	TE/H	Sr./Sr.	6-6	250	Southern Regional/Chuck Donahue	Manahawkin, N.J.
93	Gillikin, Blake *	P/K	So./So.	6-2	195	The Westminster Schools/Gerry Romberg	Smyrna, Ga.
30	Givens, Kevin *	DT	Jr./So.	6-1	287	Altoona Area/John Franco	Altoona, Pa.
74	Gonzalez, Steven *	OL	Jr./So.	6-4	341	Union City/Wil Valdez	Union City, N.J.
99	Gross-Matos, Yetur	DE	Fr./Fr.	6-5	248	Chancellor/Bob Oliver	Spotsylvania, Va.
15	Haley, Grant ***	CB	Sr./Sr.	5-9	190	The Lovett School/Mike Muschamp	Atlanta, Ga.
5	Hamilton, DaeSean ***	WR	Gr./Sr.	6-1	206	Mountain View/Lou Sorrentino	Fredericksburg, Va.
1	Hamler, KJ	WR	Fr./Fr.	5-9	172	IMG Academy (Fla.)/Kevin Wright	Pontiac, Mich.
53	Hansard, Fred	DT	Fr./Fr.	6-3	310	The Hun School/Todd Smith	Burlington, N.J.
37	Hartlaub, Drew	S	Fr./Fr.	5-11	180	South Western/Chris Heilman	Hanover, Pa.
12	Hippenhammer, Mac	WR	Fr./Fr.	5-11	178	R. Nelson Snider/Kurt Tippmann	Fort Wayne, Ind.
86	Hodgens, Cody	WR	Gr./Sr.	5-7	173	Robinson/Mike DePue	Wesley Chapel, Fla.
83	Hoestine, Alex	WR	Fr./Fr.	6-1	178	Central/Dave Baker	East Freedom, Pa.
18	Holland, Jonathan *	TE/H	Jr./So.	6-4	248	The Bullis School/Patrick Cilento	Brandywine, Md.
75	Holmes, Des	OL	Fr./Fr.	6-5	319	Cardinal O'Hara/BJ Hogan	Norristown, Pa.
96	Iyke, Immanuel	DT	Jr./So.	6-2	298	Parsippany Hills/Dave Albano	Hackettstown, N.J.
76	Jenkins, Sterling	OL	Jr./So.	6-8	336	Baldwin/Pete Wagner	Pittsburgh, Pa.
3	Johnson, Donovan	CB	Fr./Fr.	5-9	180	Cass Tech/Thomas Wilcher	Detroit, Mich.
36	Johnson, Jan	LB	Jr./So.	6-2	234	Governor Mifflin/Dominic Vecchio	Mohnton, Pa.
84	Johnson, Juwan *	WR	Jr./So.	6-4	226	Glassboro/Mark Maccarone	Glassboro, N.J.
42	Jordan, Ellison	DT	So./Fr.	6-0	293	Gilman School/Biff Poggi	Upper Marlboro, Md.
49	Joseph, Daniel	DE	So./Fr.	6-3	250	Lake Forest Academy (Ill.)/Robin Bowkett	Brampton, Ontario, Canada



ALPHABETICAL ROSTER [CONT.]

NO.	NAME	POS.	CL./EL.	HT.	WT.	HIGH SCHOOL/COACH	HOMETOWN
68	Kelly, Hunter	OL	So./Fr.	6-2	300	Neshaminy/Steve Wilmot	Langhorne, Pa.
97	Landis, Carson	K/P	Fr./Fr.	6-2	198	Emmaus/Harold Fairclough	Macungie, Pa.
85	Lutz, Isaac	WR	So./Fr.	5-11	181	Berks Catholic/Rick Keeley	Reading, Pa.
70	Mahon, Brendan ***	OL	Sr./Sr.	6-4	318	Randolph/Joe Lusardi	Randolph, N.J.
72	Martin, Robbie	OL	Fr./Fr.	6-4	284	Saint Joseph Regional/Augie Hoffmann	Sparta, N.J.
89	Maxwell, Colton	WR	So./Fr.	6-0	190	Northampton/Mark Scisly	Northampton, Pa.
66	McGovern, Connor *	OL	So./So.	6-5	312	Lake-Lehman/Jerry Gilsky	Larksville, Pa.
39	McPhearson, Josh	RB	Sr./Sr.	5-10	197	Annapolis Area Christian/Ken Lucas	Columbia, Md.
14	McPhearson, Zech	CB	So./Fr.	5-11	182	Riverdale Baptist School/Caesar Nettles	Columbia, Md.
9	McSorley, Trace **	QB	Sr./Jr.	6-0	195	Briar Woods/Charlie Pierce	Ashburn, Va.
62	Menet, Michal	OL	So./Fr.	6-4	301	Exeter Township Senior/Matt Bauer	Birdsboro, Pa.
9	Miller, Jarvis *	LB	Jr./So.	6-2	222	Windsor Locks/Suffield/East Granby/Jason Qua	Suffield, Conn.
48	Miller, Shareef *	DE	Jr./So.	6-5	257	George Washington/Ronald Cohen	Philadelphia, Pa.
73	Miranda, Mike	OL	Fr./Fr.	6-3	303	Stow-Munroe Falls/Mark Nori	Stow, Ohio
23	Monroe, Ayrton *	S	Jr./So.	5-11	207	Saint Johns College H.S./Joe Patterson	Largo, Md.
35	Neff, Justin	S	Fr./Fr.	6-1	187	Central Mountain/James Renninger	Mill Hall, Pa.
59	Nelson, Andrew ***	OL	Gr./Sr.	6-6	305	Hershey/Mark Painter	Hershey, Pa.
21	Oruwariye, Amani **	CB	Sr./Jr.	6-1	209	Gaither/Jason Stokes	Tampa, Fla.
89	Pancoast, Tom *	TE/H	Sr./Sr.	6-3	242	Unionville/Pat Clark	West Chester, Pa.
92	Pasquariello, Daniel **	P	Gr./Sr.	6-1	201	Xavier College HS/--	Melbourne, Victoria, Australia
16	Petrishen, John	S	Jr./So.	6-0	211	Pittsburgh Central Catholic/Terry Totten	Lower Burrell, Pa.
10	Polk, Brandon *	WR	Jr./So.	5-9	175	Briar Woods/Charlie Pierce	Ashburn, Va.
58	Presta, Evan	DT	Fr./Fr.	6-3	266	Cathedral Prep/Mike Mischler	Erie, Pa.
29	Reid, John **	CB	Jr./Jr.	5-10	187	St. Joseph's Prep (Pa.)/Gabe Infante	Mount Laurel, N.J.
6	Robinson, Andre	RB	Jr./So.	5-9	223	Bishop McDevitt/Jeff Weachter	Mechanicsburg, Pa.
24	Sanders, Miles *	RB	So./So.	5-11	215	Woodland Hills/George Novak	Pittsburgh, Pa.
4	Scott, Nick **	S	Sr./Jr.	5-11	199	Fairfax/Kevin Simonds	Fairfax, Va.
55	Shelton, Antonio	DT	So./Fr.	6-2	302	Westerville-North/Rodger Elander	Westerville, Ohio
82	Shoop, Tyler	WR	Jr./So.	5-11	185	Father Ryan/Bruce Lussier	Nashville, Tenn.
79	Shuman, Charlie	OL	Sr./Jr.	6-8	316	Pittsford Sutherland/Keith Molinich	Pittsford, N.Y.
15	Shuster, Michael	QB	So./Fr.	6-2	209	Camp Hill/Frank Gay	Camp Hill, Pa.
34	Simmons, Shane	DE	So./Fr.	6-3	250	DeMatha/Elijah Brooks	Laurel, Md.
64	Simpson, Zach *	OL	Jr./So.	6-3	301	Holidaysburg Area/Homer DeLattre	Holidaysburg, Pa.
47	Smith, Brandon *	LB	Gr./Sr.	6-0	231	Lewisburg/Jeremy Winn	Winfield, Pa.
2	Stevens, Tommy	QB	Jr./So.	6-5	228	Decatur Central/Justin Dixon	Indianapolis, Ind.
91	Stoll, Chris	SN	Fr./Fr.	6-2	251	St. Francis DeSales/Ryan Wiggins	Westerville, Ohio
81	Sullivan-Brown, Cam	WR	Fr./Fr.	6-0	187	Saint Vincent Pallotti/Ian Thomas	Bowie, Md.
26	Sutherland, Jonathan	S	Fr./Fr.	5-11	200	Episcopal (Va.)/Panos Voulgaris	Ottawa, Ontario, Canada
17	Taylor, Garrett *	S	Jr./So.	6-0	197	Saint Christopher's/Lance Clelland	Richmond, Va.
20	Thomas, Johnathan	RB	Sr./Jr.	5-11	216	St. John's Prep/Jim O'Leary	Peabody, Mass.
3	Thompkins, DeAndre **	WR	Sr./Jr.	5-11	187	Swansboro/Tim Laspada	Hubert, N.C.
61	Thorpe, C.J.	OL	Fr./Fr.	6-3	329	Central Catholic/Terry Totten	Glenshaw, Pa.
18	Toney, Shaka	DE	So./Fr.	6-3	233	Imhotep Charter/Albie Crosby	Philadelphia, Pa.
32	Vallone, Mitchell	S	Sr./Sr.	5-9	201	Elk County Catholic/Travis Skrzypek	Johnsonburg, Pa.
98	Vasey, Dan	DL/LS	Fr./Fr.	6-4	250	Wallenpaupack/Mark Watson	Lackawaxen, Pa.
96	Vasey, Kyle	SN	Sr./Jr.	6-2	234	Wallenpaupack/Mark Watson	Hawley, Pa.
51	Vranic, Jason	LB	Sr./Jr.	6-0	222	Erie C.C./Scott Pilkey	Wheatfield, N.Y.
38	Wade, Lamont	CB	Fr./Fr.	5-9	196	Clairton/Wayne Wade	Clairton, Pa.
31	Welde, Christopher	WR	Jr./So.	5-7	167	Council Rock North/Adam Collachi	Newtown, Pa.
80	Weller, Justin	WR	Fr./Fr.	6-0	187	Wilson/Doug Dahms	Sinking Spring, Pa.
54	Windsor, Robert *	DT	Jr./So.	6-4	303	Fond Du Lac/Mike Gnewuch	Fond Du Lac, Wis.
77	Wright, Chasz **	OL	Sr./Jr.	6-7	358	Milford Academy/Bill Chaplick	Woodbridge, Va.
7	Zembiec, Jake	QB	So./Fr.	6-3	219	Aquinas Institute/Chris Battaglia	Rochester, N.Y.

* - Letters won

^ - 5th-year senior



RECORD WATCH

RUSHING

RUSHING YARDAGE, CAREER

1.	3,932	Evan Royster, 2007-10
2.	3,471	Saquon Barkley, 2015-pres.
3.	3,398	Curt Warner, 1979-82
4.	3,320	Tony Hunt, 2003-06
5.	3,301	Blair Thomas, 1985-87, 89
6.	3,256	Curtis Enis, 1995-97
7.	3,227	D.J. Dozier, 1983-86
8.	2,953	Larry Johnson, 1999-2002
9.	2,934	Lydell Mitchell, 1969-71
10.	2,829	Ki-Jana Carter, 1992-94

RUSHING YARDAGE, SEASON

1.	2,087	Larry Johnson, 2002
2.	1,567	Lydell Mitchell, 1971
3.	1,539	Ki-Jana Carter, 1994
4.	1,522	John Cappelletti, 1973
5.	1,496	<i>Saquon Barkley, 2016</i>
6.	1,414	Blair Thomas, 1987
7.	1,386	Tony Hunt, 2006
8.	1,363	Curtis Enis, 1997
9.	1,341	Blair Thomas, 1989
10.	1,329	Rodney Kinlaw, 2007
11.	1,241	Silas Redd, 2011
12.	1,236	Evan Royster, 2008
13.	1,210	Curtis Enis, 1996
14.	1,169	Evan Royster, 2009
15.	1,117	John Cappelletti, 1972
16.	1,082	Lenny Moore, 1954
17.	1,076	<i>Saquon Barkley, 2015</i>
18.	1,047	Tony Hunt, 2005
19.	1,044	Curt Warner, 1981
20.	1,041	Curt Warner, 1982
21.	1,026	Ki-Jana Carter, 1993
22.	1,014	Evan Royster, 2010
23.	1,002	D.J. Dozier, 1983
24.	1,000	Zach Zwinak, 2012
--	899	Saquon Barkley, 2017

RUSHING YARDAGE, GAME

1.	327	Larry Johnson at Indiana, 2002
2.	279	Larry Johnson vs. Illinois, 2002
3.	279	Larry Johnson vs. Michigan State, 2002
4.	257	Larry Johnson vs. Northwestern, 2002
5.	256	Curt Warner at Syracuse, 1981
6.	250	Shorty Miller vs. Carnegie Tech, 1913
7.	243	Bob Pollard at Rutgers, 1951
8.	241	Curtis Enis vs. USC, 1996
9.	239	Bob Campbell vs. Syracuse, 1968
10.	238	Curt Warner at Nebraska, 1981
11.	227	Ki-Jana Carter vs. Michigan State, 1994
12.	225	Matt Suhey vs. Army, 1979
13.	220	John Cappelletti vs. N.C. State, 1973
14.	214	Blair Thomas vs. Notre Dame, 1987
15.	211	Lydell Mitchell at Iowa, 1971
211		Curtis Enis vs. Ohio State, 1997
211		Eric McCoo vs. Ohio State, 1999
211		Saquon Barkley at Iowa, 2017
19.	210	Ki-Jana Carter at Minnesota, 1994
20.	209	Lydell Mitchell vs. Maryland, 1971
21.	208	Shelly Hammonds at Boston College, 1990
22.	207	<i>Saquon Barkley at Purdue, 2016</i>
23.	206	Eric McCoo vs. Michigan State, 1998
24.	204	John Cappelletti vs. Ohio U., 1973
25.	202	John Cappelletti at Maryland, 1973
202		<i>Saquon Barkley vs. Maryland, 2016</i>
27.	201	Bill Belton vs. Illinois, 2013

200-YARD RUSHING GAMES, CAREER

1.	4	Larry Johnson, 1999-2002
2.	3	John Cappelletti, 1972-73
3		Saquon Barkley, 2015-pres.
4.	2	Lydell Mitchell, 1969-71
2		Curt Warner, 1979-82
2		Ki-Jana Carter, 1992-94
2		Curtis Enis, 1995-97
2		Eric McCoo, 1998-2001

100-YARD RUSHING GAMES, CAREER

1.	18	Curt Warner, 1979-82
2.	17	Ki-Jana Carter, 1992-94
17		Curtis Enis, 1995-97
17		Blair Thomas, 1985-87, 89
5.	15	Tony Hunt, 2003-06
15		Lydell Mitchell, 1969-71
15		Evan Royster, 2007-10
8.	13	John Cappelletti, 1972-73
13		Saquon Barkley, 2015-pres.
10.	12	Lenny Moore, 1953-55

RUSHING TOUCHDOWNS, CAREER

1.	38	Lydell Mitchell, 1969-71
2.	36	Curtis Enis, 1995-97
36		Saquon Barkley, 2015-pres.
4.	34	Ki-Jana Carter, 1992-94
5.	30	Charlie Pittman, 1967-69
6.	29	John Cappelletti, 1972-73
29		Richie Anderson, 1989-92
29		Evan Royster, 2007-10
9.	26	Matt Suhey, 1976-79
26		Larry Johnson, 1999-2002

RUSHING TOUCHDOWNS, SEASON

1.	26	Lydell Mitchell, 1971
2.	23	Ki-Jana Carter, 1994
3.	20	Larry Johnson, 2002
4.	19	Curtis Enis, 1997
5.	18	Richie Anderson, 1992
18		Saquon Barkley, 2016
7.	17	John Cappelletti, 1973
8.	14	Charlie Pittman, 1968
9.	13	Curtis Enis, 1996
13		Bull McCleary, 1907
13		Harry Robb, 1917
13		Curtis Enis, 1996
--	11	Saquon Barkley, 2017

LONGEST RUSHING PLAYS

1.	92 (Not a TD)	Blair Thomas, vs. Syracuse, 1986
92		Bill Belton at Indiana, 2014
3.	90	Bill Suter at Navy, 1894
4.	87	Bob Campbell vs. Syracuse, 1968
5.	86	Bob Riggie at West Virginia, 1964
6.	84	Chafie Fields vs. Texas, 1997 Fiesta
84		Larry Johnson vs. Illinois, 2002
8.	83	Ki-Jana Carter vs. Oregon, 1995 Rose
9.	81	<i>Saquon Barkley at Purdue, 2016</i>
81		8 tied
10.	80	
80		Saquon Barkley vs. Akron, 2017
18.	79	Sparky Brown vs. Bucknell, 1942
79		Lenny Moore at Pittsburgh, 1953
79		<i>Saquon Barkley vs. USC, 2016</i>

QB RUSHING ATTEMPTS, SEASON

1.	163	Michael Robinson, 2005
2.	146	<i>Trace McSorley, 2016</i>
3.	116	Trace McSorley, 2017
4.	112	Rashard Casey, 2000
5.	107	Michael Robinson, 2003
6.	102	John Hufnagel, 1972
7.	93	Christian Hackenberg, 2014
8.	87	Zack Mills, 2002
9.	84	Daryll Clark, 2009

QB RUSHING YARDS, SEASON

1.	806	Michael Robinson, 2005
2.	396	Michael Robinson, 2003
3.	365	<i>Trace McSorley, 2016</i>
4.	349	Trace McSorley, 2017
5.	346	John Hufnagel, 1971
6.	315	Rashard Casey, 2000
7.	290	Rashard Casey, 1999
8.	282	Daryll Clark, 2008
9.	263	Michael Robinson, 2002
10.	211	Daryll Clark, 2009
11.	201	Zack Mills, 2002
12.	198	<i>Tommy Stevens, 2016</i>
13.	187	Zack Mills, 2001
14.	179	Doug Strang, 1984

QB RUSHING TOUCHDOWNS, CAREER

1.	22	Daryll Clark, 2007-09
2.	20	Michael Robinson, 2002-05
3.	16	Trace McSorley, 2015-pres.
4.	13	John Hufnagel, 1970-72
5.	11	Zack Mills, 2001-04
6.	10	Todd Blackledge, 1980-82
10		Rashard Casey, 1997-2000
8.	8	Doug Strang, 1981-84
9.	7	Matt McGloin, 2009-12
7		John Shaffer, 1983-86

QB RUSHING TOUCHDOWNS, SEASON

1.	11	Michael Robinson, 2005
2.	10	Daryll Clark, 2008
3.	9	Trace McSorley, 2017
4.	7	Daryll Clark, 2009
7		<i>Trace McSorley, 2016</i>
6.	6	John Hufnagel, 1972
6		Michael Robinson, 2002
8.	5	Todd Blackledge, 1981
5		Doug Strang, 1983
5		Rashard Casey, 1999
5		Rashard Casey, 2000
5		Matt McGloin, 2012

PASSING

PASSING YARDS, CAREER

1.	8,457	Christian Hackenberg, 2013-15
2.	7,212	Zack Mills, 2001-04
3.	6,465	Trace McSorley, 2015-pres.
4.	6,390	Matt McGloin, 2009-12
5.	5,869	Tony Sacca, 1988-91
6.	5,742	Daryll Clark, 2006-09
7.	5,382	Chuck Fusina, 1975-78
8.	5,304	Kerry Collins, 1991-94
9.	5,275	Anthony Morelli, 2004-07
10.	4,812	Todd Blackledge, 1980-82

PASSING YARDS, SEASON

1.	3,360	<i>Trace McSorley, 2016</i>
2.	3,271	Matt McGloin, 2012
3.	3,003	Daryll Clark, 2009
4.	2,977	Christian Hackenberg, 2014
5.	2,955	Christian Hackenberg, 2013
6.	2,679	Kerry Collins, 1994
7.	2,666	Trace McSorley, 2017
8.	2,651	Anthony Morelli, 2007
9.	2,592	Daryll Clark, 2008
10.	2,525	Christian Hackenberg, 2015
11.	2,488	Tony Sacca, 1991

PASSING YARDAGE, GAME

1.	454	Christian Hackenberg vs. UCF, 2014
2.	399	Zack Mills vs. Iowa, 2002
3.	395	Matt McGloin vs. Indiana, 2012
4.	384	<i>Trace McSorley vs. Wisconsin, 2016</i>
5.	381	Trace McSorley at Michigan State, 2017
6.	379	Michael Robinson vs. Wisconsin, 2003
7.	376	<i>Trace McSorley vs. Michigan State, 2016</i>
8.	371	Christian Hackenberg vs. Boston Coll., 2014
9.	366	Mike McQueary vs. Pitt, 1997
10.	358	Todd Blackledge at Miami (Fla.), 1981
11.	353	Daryll Clark vs. Akron, 2009
12.	352	Kerry Collins at Michigan State, 1993
13.	341	Daryll Clark vs. Michigan State, 2008
14.	340	Christian Hackenberg at Indiana, 2013
15.	339	Christian Hackenberg at Wisconsin, 2013
16.	335	<i>Trace McSorley vs. Minnesota, 2016</i>
17.	332	<i>Trace McSorley at Pitt, 2016</i>
332		<i>Trace McSorley at Indiana, 2016</i>

LONGEST PASS PLAYS

1.	92	Bob Higgins from Bill Hess at Pitt, 1919
2.	86	Jim Scott from Steve Joachim at Navy, 1971
3.	85	Saquon Barkley from Trace McSorley vs. Georgia St., 2017
4.	82	Eric Hamilton from Matt Knizner vs. Pitt, 1986
5.	82	Freddie Scott from Kerry Collins vs. Rutgers, 1994
6.	80	Paul Johnson from Tom Sherman at Maryland, 1967
80		Dean DiMidio from Doug Strang vs. Alabama, 1983
80		Stephfon Green from Pat Devlin vs. Michigan, 2008
80		Derek Moyer from Rob Bolden vs. Illinois, 2010
80		Irvin Charles from Trace McSorley vs. Minnesota, 2016

300-YARD PASSING GAMES, CAREER

1.	9	Christian Hackenberg, 2013-15
2.	8	Trace McSorley, 2015-pres.
3.	6	Matt McGloin, 2009-12
4.	4	Kerry Collins, 1991-94
5.	3	Daryll Clark, 2006-09

300-YARD PASSING GAMES, SEASON

1.	5	<i>Trace McSorley, 2016</i>
2.	4	Matt McGloin, 2012
4		Christian Hackenberg, 2013
4		Christian Hackenberg, 2014
5.	3	Trace McSorley, 2017
6.	2	Kerry Collins, 1994
2		Daryll Clark, 2009

200-YARD PASSING GAMES, CAREER

1.	21	Christian Hackenberg, 2013-15
2.	19	Trace McSorley, 2015-pres.
3.	18	Matt McGloin, 2009-12
4.	16	Kerry Collins, 1991-94
16		Zack Mills, 2001-04
6.	14	Daryll Clark, 2006-09
7.	11	Chuck Fusina, 1975-78
11		Tony Sacca, 1988-91
11		Anthony Morelli, 2004-07
10.	9	Todd Blackledge, 1980-82
9		Wally Richardson, 1992, 94-96

200-YARD PASSING GAMES, SEASON

1.	11	Matt McGloin, 2012
11		Trace McSorley, 2016
3.	10	Kerry Collins, 1994
4.	9	Christian Hackenberg, 2013
5.	8	Daryll Clark, 2009
8		Trace McSorley, 2017
7.	7	Todd Blackledge, 1982
7		Michael Robinson, 2005
7		Anthony Morelli, 2007
10.	6	Tony Sacca, 1991
6		Wally Richardson, 1995
6		Mike McQueary, 1997
6		Daryll Clark, 2008
6		Christian Hackenberg, 2014
6		Christian Hackenberg, 2015

PASS COMPLETIONS, CAREER

1.	693	Christian Hackenberg, 2013-15
2.	606	Zack Mills, 2001-04
3.	513	Matt McGloin, 2009-12
4.	460	Anthony Morelli, 2004-07
5.	450	Trace McSorley, 2015-pres.
6.	444	Daryll Clark, 2006-09
7.	401	Tony Sacca, 1988-91
8.	378	Wally Richardson, 1992, 94-96
9.	371	Chuck Fusina, 1975-78
10.	370	Kerry Collins, 1991-94

PASS COMPLETIONS, SEASON

1.	270	Matt McGloin, 2012
270		Christian Hackenberg, 2014
3.	234	Anthony Morelli, 2007
4.	232	Daryll Clark, 2009
5.	231	Christian Hackenberg, 2013
6.	224	<i>Trace McSorley, 2016</i>
7.	208	Anthony Morelli, 2006
8.	206	Trace McSorley, 2017
9.	193	Wally Richardson, 1995
10.	192	Daryll Clark, 2008
192		Christian Hackenberg, 2015

PASS ATTEMPTS, CAREER

1.	1,235	Christian Hackenberg, 2013-15
2.	1,082	Zack Mills, 2001-04
3.	894	Matt McGloin, 2009-12
4.	824	Tony Sacca, 1988-91
5.	821	Anthony Morelli, 2004-07
6.	814	Zack Mills, 2001-04
7.	744	Trace McSorley, 2015-pres.
8.	738	Daryll Clark, 2006-09
9.	692	Wally Richardson, 1992, 94-96
10.	665	Chuck Fusina, 1975-78

RECORD WATCH

PASS ATTEMPTS, SEASON

1.	484	Christian Hackenberg, 2014
2.	446	Matt McGloin, 2012
3.	402	Anthony Morelli, 2007
4.	392	Christian Hackenberg, 2013
5.	387	Trace McSorley, 2016
6.	386	Anthony Morelli, 2006
7.	381	Daryll Clark, 2009
8.	359	Christian Hackenberg, 2015
9.	335	Wally Richardson, 1995
10.	333	Zack Mills, 2002
11.	321	Daryll Clark, 2009
12.	317	Trace McSorley, 2017
13.	311	Michael Robinson, 2005

PASSING TOUCHDOWNS, CAREER

1.	52	Trace McSorley, 2015-pres.
2.	48	Christian Hackenberg, 2013-15
3.	46	Matt McGloin, 2009-12
4.	43	Daryll Clark, 2006-09
5.	41	Todd Blackledge, 1980-82
41		Tony Sacca, 1988-91
41		Zack Mills, 2001-04
8.	39	Kerry Collins, 1991-94
9.	37	Chuck Fusina, 1975-78
10.	31	Anthony Morelli, 2004-07

PASSING TOUCHDOWNS, SEASON

1.	29	Trace McSorley, 2016
2.	24	Daryll Clark, 2009
24		Matt McGloin, 2012
4.	22	Todd Blackledge, 1982
5.	21	Tony Sacca, 1991
21		Kerry Collins, 1994
21		Trace McSorley, 2017
8.	20	Christian Hackenberg, 2013
9.	19	Doug Strang, 1983
19		Anthony Morelli, 2007
19		Daryll Clark, 2008

PASSING TOUCHDOWNS, GAME

1.	5	Tony Sacca vs. Georgia Tech, 1991
5		Rashard Casey vs. La. Tech, 2000
3.	4	Tom Sherman vs. Pittsburgh, 1967
4		Chuck Fusina vs. Syracuse, 1978
4		Todd Blackledge vs. Temple, 1982
4		Todd Blackledge vs. Maryland, 1982
4		Todd Blackledge vs. Rutgers, 1982
4		John Sacca vs. Minnesota, 1993
4		Kerry Collins vs. Rutgers, 1993
4		Wally Richardson vs. Auburn, 1995
4		Zack Mills vs. Iowa, 2002
4		Michael Robinson at Illinois, 2005
4		Anthony Morelli vs. Buffalo, 2007
4		Daryll Clark vs. Michigan State, 2008
4		Matt McGloin vs. Northwestern, 2010
4		Matt McGloin vs. Navy, 2012
4		Matt McGloin vs. Indiana, 2012
4		Christian Hackenberg at Wisconsin, 2013
4		Christian Hackenberg vs. Boston Coll., 2014
4		Trace McSorley vs. Michigan State, 2016
4		Trace McSorley vs. Wisconsin, 2016
4		Trace McSorley vs. USC, 2016
4		Trace McSorley vs. Georgia State, 2017

PASSING TD PERCENTAGE, CAREER

1.	9.14	Elwood Petchel, 1946-48
2.	7.67	Tom Shuman, 1972-74
3.	7.17	Mike McQueary, 1994-97
4.	6.99	Trace McSorley, 2015-pres.
5.	6.76	Galen Hall, 1959-61
6.	6.76	Pete Liske, 1961-63
7.	6.48	John Sacca, 1992-93
8.	6.37	John Hufnagel, 1970-72
9.	6.23	Todd Blackledge, 1980-82
10.	5.94	Kerry Collins, 1991-94

PASSING TD PERCENTAGE, SEASON

1.	8.08	Tom Shuman, 1973
2.	7.95	Kerry Collins, 1994
3.	7.85	Kevin Thompson, 1999
4.	7.53	Todd Blackledge, 1982
5.	7.49	Trace McSorley, 2016
6.	7.41	Pete Liske, 1962
7.	7.35	John Hufnagel, 1971
8.	7.34	Doug Strang, 1983
9.	7.19	Tony Sacca, 1991
10.	6.94	John Hufnagel, 1972
--	6.62	Trace McSorley, 2017

YARDS PER PASS ATTEMPT, CAREER

1.	8.89	Mike McQueary, 1994-97
2.	8.69	John Hufnagel, 1970-72
3.	8.69	Trace McSorley, 2015-pres.
4.	8.09	Chuck Fusina, 1975-78
5.	8.07	Kerry Collins, 1991-94
6.	7.91	Tom Shuman, 1972-74
7.	7.78	Daryll Clark, 2006-09
8.	7.49	Kevin Thompson, 1996-99
9.	7.46	Tom Sherman, 1965-67
10.	7.31	Todd Blackledge, 1980-82

YARDS PER PASS ATTEMPT, SEASON

1.	10.15	Kerry Collins, 1994
2.	9.44	John Hufnagel, 1972
3.	9.33	Trace McSorley, 2016
4.	9.03	Chuck Fusina, 1977
5.	9.00	Milt Plum, 1956
6.	8.71	John Hufnagel, 1971
7.	8.67	Mike McQueary, 1997
8.	8.54	Tom Shuman, 1973
9.	8.52	Tony Sacca, 1991
10.	8.41	Trace McSorley, 2017

PASSING EFFICIENCY, CAREER

1.	152.2	Trace McSorley, 2015-pres.
2.	145.6	Mike McQueary, 1994-97
3.	140.8	John Hufnagel, 1970-72
4.	140.4	Daryll Clark, 2006-09
5.	137.3	Kerry Collins, 1991-94
6.	136.7	Tom Shuman, 1972-74
7.	132.5	Chuck Fusina, 1975-78
8.	128.3	Matt McGloin, 2009-12
9.	127.7	Pete Liske, 1961-63
10.	127.0	Tom Bill, 1987-90

PASSING EFFICIENCY, SEASON

1.	172.9	Kerry Collins, 1994
2.	156.9	Trace McSorley, 2016
3.	152.4	Trace McSorley, 2017
4.	151.8	John Hufnagel, 1971
5.	149.8	Tony Sacca, 1991
6.	148.0	John Hufnagel, 1972
7.	146.4	Chuck Fusina, 1977
8.	145.0	Mike McQueary, 1997
9.	143.7	Tom Shuman, 1973
10.	143.4	Daryll Clark, 2008

INT. PERCENTAGE, CAREER

1.	2.02	Wally Richardson, 1992, 94-96
2.	2.10	Matt McGloin, 2009-12
3.	2.14	Anthony Morelli, 2004-07
4.	2.15	Trace McSorley, 2015-pres.
5.	2.17	Daryll Clark, 2006-09
6.	2.31	John Sacca, 1992-93
2.31		Anthony Morelli, 2004-07
8.	2.51	Christian Hackenberg, 2013-15
9.	2.82	Pete Liske, 1961-63
10.	2.83	Rashard Casey, 1997-2000

INT. PERCENTAGE, SEASON

1.	1.12	Matt McGloin, 2012
2.	1.46	Kerry Collins, 1992
3.	1.67	Christian Hackenberg, 2015
4.	1.71	Tony Sacca, 1991
5.	1.79	Wally Richardson, 1995
6.	1.86	Daryll Clark, 2008
7.	1.94	John Sacca, 1992
8.	1.96	John Shaffer, 1986
9.	2.07	Anthony Morelli, 2006
2.07		Trace McSorley, 2016
--	2.52	Trace McSorley, 2017

COMPLETION PERCENTAGE, CAREER

(Minimum 300 attempts)

1.	.605	Trace McSorley, 2015-pres.
2.	.602	Daryll Clark, 2006-09
3.	.574	Matt McGloin, 2009-12
4.	.563	Kerry Collins, 1991-94
5.	.561	Christian Hackenberg, 2013-14
6.	.560	Zack Mills, 2001-04
7.	.560	Anthony Morelli, 2004-07
8.	.559	Chuck Fusina, 1975-78
9.	.557	Mike McQueary, 1995-97
10.	.551	John Hufnagel, 1970-72

COMPLETION PERCENTAGE, SEASON

(Minimum 100 attempts)

1.	.667	Kerry Collins, 1994
2.	.650	Trace McSorley, 2017
3.	.632	John Hufnagel, 1971
4.	.609	Daryll Clark, 2009
5.	.605	Matt McGloin, 2012
6.	.598	Daryll Clark, 2008
7.	.589	Christian Hackenberg, 2013
8.	.582	Anthony Morelli, 2007
9.	.580	Rob Bolden, 2010
10.	.579	Trace McSorley, 2016

RECEIVING

RECEIVING YARDAGE, CAREER

1.	3,026	Bobby Engram, 1991, 93-95
2.	2,771	Deon Butler, 2005-08
3.	2,631	DaeSean Hamilton, 2014-pres.
4.	2,474	Allen Robinson, 2011-13
5.	2,421	Chris Godwin, 2014-16
6.	2,395	Derek Moyer, 2008-11
7.	2,015	Jordan Norwood, 2005-08
8.	2,008	Bryant Johnson, 1999-2002
9.	2,006	Kenny Jackson, 1980-83
10.	1,988	O.J. McDuffie, 1988-92
11.	1,894	Joe Jurevicius, 1994-97
12.	1,837	Jack Curry, 1965-67
13.	1,825	Terry Smith, 1988-91
14.	1,743	Derrick Williams, 2005-08
15.	1,702	Tony Johnson, 2000-03
16.	1,520	Freddie Scott, 1993-95
17.	1,437	Chafie Fields, 1996-99
18.	1,343	Ted Kwalick, 1966-68
19.	1,337	Mike Gesicki, 2014-pres.
20.	1,263	Scott Fitzkee, 1975-78
21.	1,222	David Daniels, 1988-90
22.	1,181	Geno Lewis, 2013-15
23.	1,146	Andrew Quarless, 2006-09
24.	1,132	Eddie Drummond, 1998-2001
25.	1,087	Saquon Barkley, 2015-pres.
26.	1,058	Jimmy Cefalo, 1974-77
27.	1,047	Justin Brown, 2009-11
28.	1,038	Dan Natale, 1972-74
29.	1,016	Mickey Shuler, 1975-77
30.	1,005	Jesse James, 2012-14
--	918	Saeed Blacknall, 2014-pres.
--	814	DeAndre Thompkins, 2015-pres.

RECEIVING YARDAGE, SEASON

1.	1,432	Allen Robinson, 2013
2.	1,101	Chris Godwin, 2015
3.	1,084	Bobby Engram, 1995
4.	1,029	Bobby Engram, 1994
5.	1,013	Allen Robinson, 2012
6.	982	Chris Godwin, 2016
7.	977	O.J. McDuffie, 1992
8.	973	Freddie Scott, 1994
9.	917	Bryant Johnson, 2002
10.	899	DaeSean Hamilton, 2014
11.	873	Bobby Engram, 1993
12.	869	Joe Jurevicius, 1996
13.	866	Bryant Johnson, 2001
14.	846	Terry Smith, 1991
15.	817	Joe Jurevicius, 1997
16.	810	Deon Butler, 2008
17.	790	O.J. McDuffie, 1991
18.	785	Derek Moyer, 2009
19.	751	Geno Lewis, 2014
20.	697	Kenny Jackson, 1982
--	646	DaeSean Hamilton, 2017
--	524	Saquon Barkley, 2017

RECEIVING YARDAGE, GAME

1.	216	Deon Butler vs. Northwestern, 2006
2.	212	O.J. McDuffie vs. Boston College, 1992
3.	203	Bobby Engram at Purdue, 1995
4.	200	Bobby Engram vs. Rutgers, 1994
5.	197	Allen Robinson vs. Indiana, 2012
6.	187	Chris Godwin vs. USC, 2016
7.	177	Chafie Fields at Miami (Fla.), 1999
8.	175	Bobby Engram at Rutgers, 1995
9.	173	Allen Robinson at Indiana, 2013
173		Allen Robinson at Ohio State, 2013
173		Geno Lewis vs. UCF, 2014
12.	169	Bobby Engram vs. Michigan St., 1991
13.	165	Terry Smith at USC, 1994
165		Bobby Engram vs. Minnesota, 1993
165		Allen Robinson vs. Illinois, 2013
165		DaeSean Hamilton vs. UCF, 2014
17.	158	Kenny Jackson at Pittsburgh, 1981
158		Derek Moyer at Indiana, 2011
19.	156	Joe Jurevicius at Indiana, 1996
20.	155	Len Krouse at Syracuse, 1940
155		Saeed Blacknall vs. Wisconsin, 2016

100-YD RECEIVING GAMES, CAREER

1.	16	Bobby Engram, 1991, 93-95
2.	10	Allen Robinson, 2011-2013
3.	9	Joe Jurevicius, 1994-97
9		Chris Godwin, 2014-16
4.	8	Bryant Johnson, 1999-02
5.	7	O.J. McDuffie, 1988-92
7		DaeSean Hamilton, 2014-pres.
6		Deon Butler, 2005-08
6		Kenny Jackson, 1980-83
6		Derek Moyer, 2008-11
6		Freddie Scott, 1993-95
11.	5	Terry Smith, 1988-91
12.	4	Ted Kwalick, 1966-68
4		Jordan Norwood, 2005-08
14.	3	Eight Tied
3		Saeed Blacknall, 2015-pres.
23.	2	Seven Tied

100-YD RECEIVING GAMES, SEASON

1.	8	Allen Robinson, 2013
2.	6	Bobby Engram, 1993
6		Bobby Engram, 1995
4.	5	O.J. McDuffie, 1992
5		Freddie Scott, 1994
5		Joe Jurevicius, 1996
5		Bryant Johnson, 2001
5		Chris Godwin, 2016
9.	4	Bobby Engram, 1994
4		Joe Jurevicius, 1997
4		DaeSean Hamilton, 2014
--	3	DaeSean Hamilton, 2017

RECEPTIONS, CAREER

1.	200	DaeSean Hamilton, 2014-pres.
2.	179	Deon Butler, 2005-08
3.	177	Allen Robinson, 2011-13
4.	167	Bobby Engram, 1991, 93-95
5.	161	Derrick Williams, 2005-08
6.	158	Jordan Norwood, 2005-08
7.	154	Chris Godwin, 2014-16
8.	144	Derek Moyer, 2008-11
9.	125	O.J. McDuffie, 1988-92
10.	117	Jack Curry, 1965-67
11.	114	Mike Gesicki, 2014-pres.
12.	110	Bryant Johnson, 1999-2002
13.	109	Kenny Jackson, 1980-83
14.	108	Terry Smith, 1988-91
15.	107	Tony Johnson, 2000-03
16.	94	Joe Jurevicius, 1994-97
17.	93	Freddie Scott, 1993-95
18.	90	Geno Lewis, 2013-15
19.	88	Chafie Fields, 1996-99
20.	88	Tony Hunt, 2003-06
88		Saquon Barkley, 2015-pres.

RECORD WATCH

RECEPTIONS, SEASON

1.	97	Allen Robinson, 2013
2.	82	DaeSean Hamilton, 2014
3.	77	Allen Robinson, 2012
4.	69	Chris Godwin, 2015
5.	63	O.J. McDuffie, 1992
6.	63	Bobby Engram, 1995
7.	59	Chris Godwin, 2016
8.	55	Terry Smith, 1991
9.	55	Derrick Williams, 2007
10.	55	Geno Lewis, 2014
11.	53	Derek Moye, 2010
12.	52	Bobby Engram, 1994
13.	51	Bryant Johnson, 2002
14.	48	Bobby Engram, 1993
48	48	Bryant Johnson, 2002
48	48	Deon Butler, 2006
48	48	Derek Moye, 2009
48	48	Mike Gesicki, 2016
--	42	Mike Gesicki, 2017
--	40	Saquon Barkley, 2017
--	39	DaeSean Hamilton, 2017
--	37	Juwan Johnson, 2017

RECEIVING TOUCHDOWNS, CAREER

1.	31	Bobby Engram, 1991, 93-95
2.	25	Kenny Jackson, 1980-83
3.	22	Deon Butler, 2005-08
4.	18	Derek Moye, 2008-11
5.	18	Chris Godwin, 2014-16
6.	17	Allen Robinson, 2011-13
7.	16	O.J. McDuffie, 1988-92
8.	15	Terry Smith, 1988-91
9.	15	Joe Jurevicius, 1994-97
10.	13	Jordan Norwood, 2005-08
--	11	Mike Gesicki, 2014-pres.

RECEIVING TOUCHDOWNS, SEASON

1.	13	Bobby Engram, 1993
2.	11	Bobby Engram, 1995
3.	11	Allen Robinson, 2012
4.	11	Chris Godwin, 2016
5.	10	Joe Jurevicius, 1997
6.	9	O.J. McDuffie, 1992
7.	9	Freddie Scott, 1994
8.	9	Deon Butler, 2005
9.	8	Terry Smith, 1991
10.	8	Derek Moye, 2010
--	7	DaeSean Hamilton, 2017
--	5	Mike Gesicki, 2017

TOTAL OFFENSE/ALL-PURPOSE

TOTAL OFFENSE, CAREER

Total	Rush	Pass	
1.	8,215	-242	8,457 Christian Hackenberg, 2013-15
2.	7,796	584	7,212 Zack Mills, 2001-04
3.	7,222	757	6,465 Trace McSorley, 2015-pres.
4.	6,361	619	5,742 Darryl Clark, 2006-09
5.	6,000	131	5,869 Tony Sacca, 1988-91
6.	5,745	-59	5,804 Matt McGloin, 2009-12
7.	5,300	-4	5,304 Kerry Collins, 1991-94
8.	5,168	1637	3,531 Michael Robinson, 2002-05
9.	5,162	-220	5,382 Chuck Fusina, 1975-78
10.	5,154	-121	5,275 Anthony Morelli, 2004-07
11.	4,911	99	4,812 Todd Blackledge, 1980-82
12.	4,212	667	3,545 John Huftnagle, 1970-72
13.	4,182	-237	3,799 Wally Richardson, 1992, 94-96
14.	3,716	670	3,046 Rashard Casey, 1997-2000
15.	3,604	-106	3,710 Kevin Thompson, 1996-99
16.	3,507	3,471	36 Saquon Barkley, 2015-pres.

TOTAL OFFENSE, SEASON

Total	Rush	Pass	
1.	3,979	212	3,614 Trace McSorley, 2016
2.	3,215	-51	3,266 Matt McGloin, 2012
3.	3,214	211	3,003 Darryl Clark, 2009
4.	3,156	806	2,350 Michael Robinson, 2005
5.	3,015	349	2,666 Trace McSorley, 2017
6.	2,887	-68	2,955 Christian Hackenberg, 2013
7.	2,883	-94	2,977 Christian Hackenberg, 2014
8.	2,874	282	2,592 Darryl Clark, 2008
9.	2,660	-19	2,679 Kerry Collins, 1994
10.	2,638	-13	2,651 Anthony Morelli, 2007

TOTAL OFFENSE, GAME

Total	Rush	Pass	
1.	456	2	454 C. Hackenberg vs. UCF, 2014
2.	418	138	280 Z. Mills vs. Ohio State, 2001
3.	408	73	335 T. McSorley vs. Minnesota, 2016
4.	398	19	379 M. Robinson vs. Wisconsin, 2003
5.	389	-10	399 Z. Mills vs. Iowa, 2002
6.	389	13	376 T. McSorley vs. Michigan St., 2016
7.	383	2	381 T. McSorley at Michigan St., 2017
8.	369	67	302 R. Casey vs. Iowa, 2000
9.	364	-20	364 T. McSorley vs. Wisconsin, 2016
10.	363	92	271 J. Huftnagle at Boston College, 1972
11.	363	125	238 M. Robinson vs. Wisconsin, 2005
12.	363	-32	395 M. McGloin vs. Indiana, 2012

TDs RESPONSIBLE FOR, CAREER

1.	68	Trace McSorley, 2015-pres.
2.	65	Darryl Clark, 2006-09
3.	54	Christian Hackenberg, 2013-15
4.	52	Zack Mills, 2001-04
5.	51	Todd Blackledge, 1980-82
6.	49	Matt McGloin, 2009-12
7.	47	Tony Sacca, 1988-91
8.	47	Saquon Barkley, 2015-pres.
9.	43	Chuck Fusina, 1975-78
10.	43	Michael Robinson, 2002-05

TDs RESPONSIBLE FOR, SEASON

1.	36	Trace McSorley, 2016
2.	31	Darryl Clark, 2009
3.	30	Trace McSorley, 2017
4.	29	Darryl Clark, 2008
5.	29	Matt McGloin, 2012
6.	28	Michael Robinson, 2005
7.	26	Lydell Mitchell, 1971
8.	25	Todd Blackledge, 1982
9.	25	Tony Sacca, 1991
10.	24	Christian Hackenberg, 2013
11.	24	Doug Strang, 1983
12.	23	Ki-Jana Carter, 1994
13.	21	Kerry Collins, 1994
14.	21	John Huftnagle, 1972

ALL-PURPOSE YARDS, CAREER

Total	Rush	Rec.	Ret.	
1.	5,055	3,471	1,087	417 Saquon Barkley, 2015-pres.
2.	5,045	2,953	681	1,411 Larry Johnson, 1999-2002
3.	4,982	3,398	662	922 Curt Warner, 1979-82
4.	4,512	3,301	477	734 Blair Thomas, 1985-87, 89
5.	4,502	3,932	562	8 Evan Royster, 2007-10
6.	4,231	3,320	799	112 Tony Hunt, 2003-06
7.	4,156	594	1,743	1,819 Derrick Williams, 2005-08
8.	4,043	155	3,026	862 Bobby Engram, 1991, 93-95
9.	4,034	3,256	506	272 Curtis Enis, 1995-97
10.	3,904	2,934	470	500 Lydell Mitchell, 1969-71

ALL-PURPOSE YARDS, SEASON

Total	Rush	Rec.	Ret.	
1.	2,655	2,087	349	219 Larry Johnson, 2002
2.	1,972	1,496	402	74 Saquon Barkley, 2016
3.	1,846	899	524	423 Saquon Barkley, 2017
4.	1,831	133	977	721 O.J. McDuffie, 1992
5.	1,772	1,414	300	58 Blair Thomas, 1987
6.	1,754	1,567	154	33 Lydell Mitchell, 1971
7.	1,743	1,539	123	81 Ki-Jana Carter, 1994
8.	1,645	1,386	259	0 Tony Hunt, 2006
9.	1,607	1,522	69	16 John Cappelletti, 1973
10.	1,578	1,363	215	0 Curtis Enis, 1997

ALL-PURPOSE YARDS, GAME

Total	Rush	Rec.	Ret.	
1.	358	211	94	53 Saquon Barkley at Iowa, 2017
2.	341	256	20	65 C. Warner at Syracuse, 1981
3.	327	327	0	0 L. Johnson at Indiana, 2002
4.	306	194	55	57 Saquon Barkley vs. USC, 2016
5.	302	115	0	187 H. Wilson vs. Navy, 1923
6.	297	279	0	18 L. Johnson vs. Illinois, 2002
7.	295	88	49	158 B. Campbell at Navy, 1967
8.	289	279	0	0 L. Johnson vs. Michigan St., 2002
9.	282	0	112	170 G. Hayman vs. N.C. State, 1973
10.	282	132	0	150 S. Pitts vs. Iowa, 1995
11.	280	100	71	109 C. Warner vs. Rutgers, 1979
12.	280	43	212	25 O.J. McDuffie vs. BC, 1992
13.	278	162	42	74 H. Wilson at Penn, 1923
14.	278	243	0	35 B. Pollard at Rutgers, 1951
15.	278	238	26	14 C. Warner at Nebraska, 1981
16.	277	207	77	0 Saquon Barkley at Purdue, 2016

PUNT RETURNS

PUNT RETURN AVERAGE, CAREER

(Minimum 15 returns)

1.	17.6	Ron Younker, 1953-54
2.	16.5	Wally Triplett, 1946-48
3.	15.9	Don Jonas, 1958-61
4.	15.8	Lenny Moore, 1953-55
5.	15.3	Dick Hoak, 1958-60
6.	14.0	Mike Archie, 1992-95
7.	13.7	Jimmy Cefalo, 1974-77
8.	13.2	Dennis Onkotz, 1967-69
9.	13.0	Joe Vargo, 1963-64
10.	12.8	Gary Hayman, 1972-73
11.	12.6	O.J. McDuffie, 1988-92
--	10.7	DeAndre Thompkins, 2014-pres.

PUNT RETURN AVERAGE, SEASON

(Minimum 6 returns)

1.	21.4	Don Jonas, 1960
2.	19.2	Gary Hayman, 1973
3.	17.5	Lenny Moore, 1953
4.	17.0	Shorty Miller, 1912
5.	16.1	Ron Younker, 1954
6.	16.0	Bob Pollard, 1951
7.	15.7	Dick Hoak, 1959
8.	15.2	Matt Suhey, 1978
9.	14.6	O.J. McDuffie, 1989
10.	14.9	DeAndre Thompkins, 2017

KICKOFF RETURNS

KICKOFF RETURN AVERAGE, CAREER

(Minimum 16 returns)

1.	29.6	Larry Joe, 1946-48
2.	29.2	Saquon Barkley, 2015-pres.
3.	28.8	Curt Warner, 1979-82
4.	28.4	Charlie Pittman, 1967-69
5.	26.9	Gary Hayman, 1972-73
6.	26.3	Blair Thomas, 1985-87, 89
7.	25.7	Roger Kochman, 1959-62
8.	25.6	Chaz Powell, 2008-11
9.	24.6	Lydell Mitchell, 1969-71
10.	24.4	Shelly Hammonds, 1990-93

KICKOFF RETURN AVERAGE, SEASON

(Minimum 8 returns)

1.	43.0	Gary Brown, 1990
2.	35.0	Curt Warner, 1980
3.	32.6	Larry Joe, 1947
4.	31.9	Blair Thomas, 1986
5.	30.2	Saquon Barkley, 2017
6.	29.6	Gary Hayman, 1973
7.	29.6	Rodney Kinlaw, 2005
8.	29.0	Curt Warner, 1979
9.	28.8	Chaz Powell, 2008
10.	28.7	Charlie Pittman, 1967

KICKOFF RETURN AVERAGE, SEASON, B1G

(Minimum 10 returns)

1.	37.4	Ray Fisher, IND (17-635) 2009
2.	34.3	Thomas Barrington, OSU (14-480) 1965
3.	33.6	Stan Brown, PUR (19-638) 1970
4.	33.5	Raheem Mostert, PUR (25-837) 2011
5.	31.5	Derrell Johnson-Koulianos, IOWA (12-378) 2009
6.	31.3	Howard Cassidy, OSU (10-313) 1955
7.	31.3	Duane Bennett, MINN (11-344) 2011
8.	31.1	Derek Hughes, MSU (16-497) 1979
9.	31.0	William Likely, MD (16-496) 2014
10.	30.8	Dave Raimey, MICH (10-308) 1961
--	30.2	Saquon Barkley, PSU (11-378) 2017

LONGEST KICKOFF RETURNS

1.	101	Chuck Peters vs. NYU, 1940
2.	100	Fritz Barrett vs. Carnegie Tech, 1910
100	100	Roger Kochman vs. Syracuse, 1959
100	100	Rich Mauti at Temple, 1975
100	100	Chaz Powell vs. Youngstown State, 2010
6.	98	Thomas Evans vs. Marshall, 1930
98	98	Gary Hayman at Maryland, 1973
98	98	Saquon Barkley vs. Indiana, 2017
97	97	Larry Johnson at Illinois, 2001
97	97	A.J. Wallace vs. Ohio State, 2007
97	97	Saquon Barkley at Ohio State, 2017
12.	96	Chuck Peters at Lehigh, 1940

KICKOFF RETURN TDs, CAREER, B1G

1.	5	Stan Brown, PUR, 1968-70
		Janarion Grant#, RU, 2013-pres.
3.	4	DeAndre Cobb, MSU, 2003-04
		Solomon Vault, NU 2014-pres.
4.	3	Derrick Mason, MSU, 1993-96
		Marcus Thigpen, IND, 2005-08
		Dorien Bryant, PUR, 2004-07
7.	2	Red Grange, ILL., 1923-25
		Pug Rentner, NU, 1930-31
		Dean Sensenbaugh, OSU, 1943-47
		Danny Crooks, WIS, 1969-71
		Lenny Willis, OSU, 1974
		Ira Matthews, WIS, 1975-78
		Derek Hughes, MSU, 1978-81
		Desmond Howard, MICH, 1989-91
		Tutu Atwell, MICH, 1994-97
		Derin Graham, IND, 1998-00
		Kahlil Hill, IOWA, 1998-01
		Herb Haygood, MSU, 1998-01
		Nick Davis, WIS, 1998-01
		Ted Ginn Jr., OSU, 2004-06
		Derrick Williams, PSU, 2005-08
		Ray Fisher, IND, 2006-09
		Derrell Johnson-Koulianos, IOWA, 2007-10
		Marcus Jones, MINN, 2011-14
		Akeem Hunt, PUR, 2011-14
		Raheem Mostert, PUR, 2011-14
		William Likely#, MD, 2013-16
		Saquon Barkley, PSU, 2015-pres.

- Includes statistics prior to joining Big Ten

KICKOFF RETURN TDs, SEASON, B1G

1.	3	Stan Brown, PUR, 1970
		DeAndre Cobb, MSU, 2003
		Marcus Thigpen, IND, 2006
		Janarion Grant, RU, 2014
5.	2	Lenny Willis, OSU, 1974
		Ira Matthews, WIS, 1976
		Derek Hughes, MSU, 1979
		Derrick Mason, MSU, 1995
		Tutu Atwell, MINN, 1997
		Nick Davis, WIS, 1999
		Herb Haygood, MSU, 2001
		Dorien Bryant, PUR, 2007
		Derrick Williams, PSU, 2008

RECORD WATCH

PUNTING AVERAGE, GAME

(Minimum 4 punts)

1.	54.8	Ralph Giacommaro at Syracuse, 1981
2.	52.4	Bob Campbell vs. Miami (Fla.), 1968
3.	52.0	Jeremy Kapinos vs. Purdue, 2004
4.	51.4	Jeremy Boone vs. Texas A&M, 2007
5.	51.0	Doug Helkowski vs. Texas, 1990
6.	50.8	Blake Gillkin vs. USC, 2016
7.	50.5	Jeremy Kapinos at Ohio State, 2004
	50.5	Jeremy Kapinos at Ohio State, 2006
9.	49.5	Jeremy Boone at Illinois, 2009
10.	48.8	Chris Gulla vs. Akron, 2014

LONGEST PUNTS

1.	89	Coop French at Iowa, 1930
2.	78	Jeremy Kapinos at Ohio State, 2004
3.	76	Chris Clauss vs. Rutgers, 1987
4.	74	Anthony Fera at Iowa, 2010
5.	73	Milt Plum at Ohio State, 1956
6.	71	Joe Colone at Syracuse, 1946
7.	71	John Bruno Jr. vs. Boston College, 1985
8.	70	Coop French at Iowa, 1930
	70	Joe Colone at Syracuse, 1946
	70	Jeremy Kapinos vs. Purdue, 2004
	70	Jeremy Boone at Illinois, 2007
12.	69	Bob Parsons at Colorado, 1970
	69	Anthony Fera vs. Purdue, 2011
	69	Blake Gillkin at Pitt, 2016
15.	68	Jeremy Kapinos at Ohio State, 2006
	68	Jeremy Boone at Indiana, 2007
17.	67	Joe Colone vs. Navy, 1947
	67	Art Betts vs. Michigan State, 1951
	67	Wayne Corbett at Pittsburgh, 1965
20.	66	Frank Hershey vs. Maryland, 1964
	66	Jeremy Boone at Illinois, 2009
	66	Alex Butterworth vs. Michigan, 2013
23.	65	W.G. Cooper vs. Villanova, 1935
	65	Tom Cherry vs. UCLA, 1967
	65	Bob Parsons vs. Colorado, 1969
	65	Blake Gillkin vs. USC, 2016

KICKING

FIELD GOALS, CAREER

FG	FGA	Pct.	
1.	78	107	72.9 Kevin Kelly, 2005-08
2.	54	75	72 Sam Ficken, 2011-14
3.	50	80	62.5 Craig Fayak, 1990-93
4.	47	63	74.6 Travis Forney, 1996-99
5.	45	61	73.7 Brett Conway, 1993-96
6.	40	59	67.6 Massimo Manca, 1982, 84-86
7.	39	61	63.9 Matt Bahr, 1976-78
	39	61	63.9 Robbie Gould, 2001-04
9.	38	49	77.6 Nick Gancitano, 1981-84
	38	47	80.9 Tyler Davis, 2015-pres.

FIELD GOALS, SEASON

FG	FGA	Pct.	
1.	24	29	82.8 Sam Ficken, 2014
2.	22	27	81.5 Matt Bahr, 1978
	22	34	64.7 Kevin Kelly, 2006
	22	24	91.7 Tyler Davis, 2016
5.	21	26	80.8 Massimo Manca, 1985
	21	26	80.8 Travis Forney, 1999
7.	20	29	68.9 Travis Forney, 1998
	20	26	76.9 Kevin Kelly, 2007
	20	24	83.3 Kevin Kelly, 2008
	20	25	80.0 Collin Wagner, 2010

CONSECUTIVE KICKED PAT MADE, B1G

1.	160	Sean Nuernberger, OSU, 2014-pres.
2.	141	Brendan Gibbons, MICH, 2010-13
3.	136	Jeff Budzien, NU, 2010-13
4.	126	J.D. Carlson, MICH, 1989-91
5.	122	Tyler Davis, PSU, 2014-pres.
6.	119	Brett Conway, PSU, 1994-96
7.	111	Chris Summers, PUR, 2006-08
8.	107	Pete Stoyanovich, IND, 1986-88
9.	102	Drew Basil, OSU, 2012-13
10.	100	Mitch Ewald, IND, 2010-13
11.	99	Kenny Allen, MICH, 2012-16

SCORING

SCORING, CAREER

Points	TD	PAT	FG	
1.	425	1	*183	78 Kevin Kelly, 2005-08
2.	282	0	132	50 Craig Fayak, 1990-93
3.	276	0	141	45 Brett Conway, 1993-96
	276	46	0	0 Saquon Barkley, 2015-pres.
5.	271	0	109	54 Sam Ficken, 2011-14
6.	258	0	117	47 Travis Forney, 1996-99
7.	246	41	0	0 Lydell Mitchell, 1969-71
8.	236	0	122	38 Tyler Davis, 2015-pres.
9.	232	0	115	39 Robbie Gould, 2001-04
10.	230	38	**0	0 Curtis Enis, 1995-97

*2-pt conversion run; **2-pt conversion reception

SCORING, SEASON

Points	TD	PAT	FG	
1.	174	29	0	0 Lydell Mitchell, 1971
2.	140	23	**0	0 Larry Johnson, 2002
3.	138	23	0	0 Ki-Jana Carter, 1994
4.	132	22	0	0 Saquon Barkley, 2016
5.	128	0	62	22 Tyler Davis, 2016
6.	122	20	**0	0 Curtis Enis, 1997
7.	120	0	60	20 Kevin Kelly, 2008
8.	119	11	—	— Pete Mauthe, 1909
9.	116	19	*0	0 Richie Anderson, 1992
10.	110	1	44	20 Kevin Kelly, 2007
11.	107	0	44	21 Travis Forney, 1999
12.	102	17	0	0 John Cappelletti, 1973
13.	100	0	28	24 Sam Ficken, 2014
14.	99	0	*49	16 Kevin Kelly, 2005
15.	97	0	31	22 Matt Bahr, 1978
16.	96	0	30	22 Kevin Kelly, 2006
	96	16	0	0 Saquon Barkley, 2017
18.	94	0	34	20 Collin Wagner, 2010
19.	93	0	42	17 Craig Fayak, 1991
	93	0	39	18 Brett Conway, 1996

*2-pt conversion run; **2-pt conversion reception

SCORING, GAME

Points	TD	PAT	FG	
1.	36	6	0	0 H. Robb vs. Gettysburg, 1917
2.	33	4	9	0 C. Forkum at Pitt, 1903
3.	*32	3	10	0 C. Atherton vs. Gettysburg, 1894
4.	30	5	0	0 S. Miller vs. Carnegie Tech, 1913
	30	5	0	0 L. Mitchell at Navy, 1971
	30	5	0	0 L. Mitchell vs. Maryland, 1971
	30	5	0	0 K. Carter vs. Michigan State, 1994
	30	5	0	0 S. Barkley at Pitt, 2016
9.	28	4	4	0 U.J. Roepke vs. Gettysburg, 1927
10.	25	4	1	0 T. Sherman vs. Cal, 1966

*Prior to 1897, 4 pts. were awarded for TDs and 2 pts. for PATs

TOTAL TOUCHDOWNS, CAREER

1.	46	Saquon Barkley, 2015-pres.
2.	41	Lydell Mitchell, 1969-71
3.	38	Curtis Enis, 1995-97
4.	34	Larry Johnson, 1999-2002
	34	Ki-Jana Carter, 1992-94
6.	33	Curt Warner, 1979-82
7.	32	Charlie Pittman, 1967-69
	32	Bobby Engram, 1991, 93-95

TOTAL TOUCHDOWNS, SEASON

1.	29	Lydell Mitchell, 1971
2.	23	Larry Johnson, 2002
	23	Ki-Jana Carter, 1994
4.	22	Saquon Barkley, 2016
5.	20	Curtis Enis, 1997
6.	19	Richie Anderson, 1992
7.	17	John Cappelletti, 1973
8.	16	Saquon Barkley, 2017
9.	14	Charlie Pittman, 1968
10.	13	Bobby Engram, 1993
	13	E.M. "Bull" McCleary, 1907
	13	Harry Robb, 1917
	13	Curtis Enis, 1996
	13	Harry Wilson, 1923
15.	11	Bobby Engram, 1995
	11	Allen Robinson, 2012
	11	Lenny Moore, 1954
--	9	Trace McSorley, 2017
--	7	Daesean Hamilton, 2017

DEFENSE

TACKLES, CAREER

1.	419	Dan Connor, 2004-07
2.	372	Paul Posluszny, 2003-06
3.	343	Greg Buttle, 1973-75
4.	325	Sean Lee, 2005-07, 09
5.	315	Brian Gelzheiser, 1991-94
6.	308	Marcus Allen, 2014-pres.
7.	294	Mike Hull, 2011-14
8.	287	Dennis Onkotz, 1967-69
9.	274	John Skorupan, 1970-72
	274	Shane Conlan, 1983-86
11.	272	Jason Cabinda, 2014-pres.
12.	273	Brandon Short, 1996-99
13.	261	Glenn Carson, 2010-13

TACKLES, GAME

1.	24	Greg Buttle at West Virginia, 1974
	24	Bill Banks at NC State, 1977
3.	23	Greg Buttle at NC State, 1974
4.	22	Ron Crosby vs. Ohio, 1974
	22	Paul Posluszny at Northwestern, 2005
	22	Marcus Allen vs. Minnesota, 2016
7.	21	Buddy Tesner at West Virginia, 1974
	21	Lance Mehl at Ohio State, 1978
	21	Scott Radevic at Pittsburgh, 1983
	21	Trey Bauer vs. Rutgers, 1985
11.	20	Ed O'Neil at Boston College, 1972
	20	Tom Hull vs. Iowa, 1973
	20	Jim Rosecrans at NC State, 1974
	20	Jim Rosecrans at West Virginia, 1974
	20	Rick Donaldson at NC State, 1977

PASS BREAKUPS, CAREER

(Since 1975)

1.	64	Derek Bochna, 1990-93
2.	48	Brian Miller, 1993-96
3.	38	Leonard Humphries, 1990-91
4.	35	Duffy Cobbs, 1983-86
5.	34	Alan Zemaitis, 2003-05
	34	Lee Rubin, 1991-93
7.	33	Darren Perry, 1989-91
	33	David Macklin, 1996-99
9.	30	Shelly Hammonds, 1990-93
10.	29	Kim Herring, 1994-96
	29	Mark Tate, 1993-96
12.	28	Marlon Forbes, 1992-94
	28	Reggie Givens, 1989-92
14.	27	Anwar Phillips, 2002-05
	27	Sherrod Rainge, 1986-88
	27	Willie Thomas, 1987-90
17.	25	Aaron Collins, 1994-97
	25	Eddie Johnson, 1985-88
	25	Jordan Lucas, 2013-16
20.	24	Anthony King, 1996-99
21.	23	Justin King, 2005-07
	23	Marques Henderson, 1986-87
23.	22	Bryan Scott, 1999-2002
	22	James Boyd, 1998-2000
	22	Shawn Lee, 1995-98
	22	Grant Haley, 2014-pres.
27.	21	Bhawoh Jue, 1997-2000
28.	20	Brian Chizmar, 1986-89
	20	Drew Astorino, 2008-11
	20	Tony Davis, 2006-08
	20	Christian Campbell, 2014-pres.

PASS BREAKUPS, SEASON

(Since 1975)

1.	24	Leonard Humphries, 1991
2.	19	Brian Miller, 1995
	19	Shelly Hammonds, 1992
	19	Lee Rubin, 1991
5.	18	Alan Zemaitis, 2003
	18	Derek Bochna, 1990
	18	Derek Bochna, 1993
	18	Duffy Cobbs, 1985
9.	15	Justin King, 2007
	15	Mark Tate, 1995
	15	Brian Miller, 1994
	15	Derek Bochna, 1992
	15	Derek Bochna, 1991
	15	Darren Perry, 1990
	15	Hernon Henderson, 1989
	15	Duffy Cobbs, 1986
--	10	Christian Campbell, 2017



GAME 1

AKRON 0



vs.



52 **PENN STATE**

BEAVER STADIUM | SEPT. 2, 2017
ABC | ATTN: 101,684



GAME RECAP

UNIVERSITY PARK, Pa. - No. 6 Penn State excelled in all three phases against Akron, totaling 569 yards of offense, earning a shutout and returning a punt for a touchdown in a 52-0 victory in the football season opener for both teams in Beaver Stadium.

Saquon Barkley led a Penn State rushing attack that totaled 247 yards with 172 markers and two touchdowns on 14 carries, and he totaled 246 all-purpose yards with the addition of 54 receiving yards and 20 kickoff return yards. Quarterback Trace McSorley threw for 280 yards and two touchdowns, both of which went to tight end Mike Gesicki, who caught a career-high six passes for 58 yards. The unit's 569 yards of total offense were its most since recording 599 last season vs. Iowa.

Defensively, Penn State did not allow Akron past midfield in the first half, holding the Zips to just 69 yards, while the offense gained 358 yards en route to a 35-0 lead at halftime. PSU's shutout was the first in a season opener since a 59-0 win over FIU in 2007. The defense also combined for 14 tackles for loss for 36 yards for its most TFLs since tallying 15 at Temple in 2015.

- WR Juwan Johnson – Johnson also enjoyed a career day, hauling in four passes for 84 yards.
- WR/PR DeAndre Thompkins – Thompkins returned four punts for 127 yards, including a 61-yard touchdown. It was the first punt return for a touchdown for Penn State since Derrick Williams returned one 63 yards at Wisconsin in 2008.
- Defense – LBs Jarvis Miller and Manny Bowen and DT Tyrell Chavis led Penn State with five tackles each. Chavis made 3.0 tackles for loss to lead Penn State to 14 on the afternoon and also assisted on a sack with DT Curtis Cothran. Miller also tallied a sack, as did DE Ryan Buchholz. CB Amani Oruwariye had the lone turnover with an interception in the first quarter.

Akron

- S Zach Guiser – Guiser led the Zips with 10 tackles, including eight solo and one behind the line, and he intercepted a McSorley pass in the end zone on Penn State's opening drive.

First Quarter (Penn State 14, Akron 0)

Penn State overcame an opening drive interception to build a 14-0 lead in the first quarter, returning a punt for a touchdown and getting a pick, as well. The Nittany Lions outgained the Zips 136 yards to 26, holding a 52-yard to 4-yard advantage on the ground.

Thompkins returned the punt 61 yards for a touchdown for the game's first score, and then McSorley connected with Mike Gesicki for a 13-yard touchdown pass with 49 seconds remaining in the quarter.

Second Quarter (Penn State 35, Akron 0)

The Zips forced a fair catch at the Penn State 13, but Barkley immediately flipped the poor field position with an 80-yard run, on which his heel was ruled to clip the out-of-bounds line at the Akron 7. Barkley carried the ball to the 4-yard line and then McSorley walked the ball into the end zone for a 21-0 lead.

After an Akron three-and-out, completions of 28 yards to Johnson and 35 yards to Gesicki keyed another Penn State touchdown drive. Gesicki's catch moved the Lions to the 9, and Barkley finished the drive off with a 6-yard run followed by a 3-yard run into the end zone for a 28-0 advantage.

Relentless pressure from the Penn State defense continued and gave Penn State the ball back at the Akron 45 with 2:14 remaining in the second quarter. McSorley converted a fourth-and-2 with a 7-yard completion down the sideline to Johnson, and then Barkley broke free around the left edge for a 30-yard touchdown run.

The Rest

Penn State added a field goal and two more touchdowns, while not letting up on defense.

SCORING SUMMARY

	1	2	3	4	OT	F
UA	0	0	0	0	-	0
PSU	14	21	10	7	-	52

1st	8:13	PSU	0-7
	0:49	PSU	10-75/4:49/0-14
	0:23	PSU	5-45/1:51/0-35
2nd	8:48	PSU	3-87/0:51/0-21
	4:49	PSU	5-62/2:30/0-28
	0:23	PSU	5-45/1:51/0-35
3rd	6:01	PSU	8-62/4:03/0-38
	1:02	PSU	3-58/1:23/0-45
4th	10:20	PSU	5-66/1:56/0-52

TEAM STATS

	UA	PSU
First Downs	12	24
Rushing Yards	73	247
Passing Yards	86	322
Passing (C-A-Int)	14-29-1	21-31-1
Total Offense	159	569
Plays	63	65
Fumbles (#-Lost)	1-0	0-0
Penalties (#-Yards)	9-84	5-45
Possession Time	30:30	29:30
3rd-Down Conv.	4-17	3-9
Red Zone	0-0	5-6
Touchdowns	0	5
Field goals	0	0

OTHER

Time of Game	3:25
Akron	0-1, 0-0 MAC
Penn State	1-0, 0-0 B1G

Milestones

- The win was the 50th of Penn State head coach James Franklin's career as head coach and 26th at Penn State.
- DeAndre Thompkins set a school record with an average of 31.8 yards on four punt returns. He returned one for a 61-yard touchdown and another for 42 yards. The previous record was 31.7 yards per return by Derrick Williams vs. Temple in 2006.

Difference Makers

Penn State

- RB Saquon Barkley – Barkley totaled 246 all-purpose yards, gaining 172 on the ground on 14 carries with two touchdowns, hauling in three receptions for 54 yards and returning a kickoff 20 yards. His 80-yard run in the second quarter was the second-longest of his career. Barkley turned in his 11th career 100-plus yard rushing effort and he now has 27 career rushing touchdowns to rank eighth all-time at Penn State.
- QB Trace McSorley – McSorley completed 18-of-25 passes for 280 yards and two touchdowns, while rushing for 48 yards and a touchdown on 12 carries. It marked his 16th consecutive game with a touchdown dating back to the TaxSlayer Bowl after the 2015 season, extending his record. He now has 33 career touchdown passes to rank ninth in Penn State history.
- TE Mike Gesicki – Gesicki enjoyed a career game, setting career highs with six receptions and two touchdowns. He totaled 58 yards.

INDIVIDUAL STATISTICS

RUSHING

Akron-Nelson, Kato 9-39; Ball, Warren 13-27; Morgan, Manny 3-13; Williams, Andre 1-7; Sands, Deltron 1-1; Edwards, Van 5-minus 2; Woodson, Thomas 2-minus 12. Penn State-Barkley, Saquon 14-172; McSorley, Trace 12-48; Sanders, Miles 1-16; Stevens, Tommy 4-16; TEAM 1-minus 2; Robinson, Andre 2-minus 3.

PASSING

Akron-Woodson, Thomas 12-23-1-71; Kelley, Robbie 0-2-0-0; Nelson, Kato 1-2-0-11; Johns, Nick 1-2-0-4. Penn State-McSorley, Trace 18-25-1-280; Stevens, Tommy 3-6-0-42.

RECEIVING

Akron-Chapman, Tra'Von 3-10; Coney, A.J. 2-25; Smith, Kwadarrus 2-23; Bickley, Fransohn 2-21; Ball, Warren 2-3; Stewart, Nate 1-4; Williams, Newman 1-2; Young, Anthony 1-minus 2. Penn State-Gesicki, Mike 6-58; Johnson, Juwan 4-84; Hamilton, DaeSean 3-74; Barkley, Saquon 3-54; Thompkins, DeAndre 2-29; Pancoast, Tom 1-12; Stevens, Tommy 1-7; Polk, Brandon 1-4.

TOP TACKLERS (T-UA-A)

Akron-Guiser, Zach 10-8-2; Davis, Alvin 6-5-1; Gilbert, Ulysses 5-3-2; Hauser, Andrew 5-2-3; Lako, John 3-2-1; Reinke, Brian 3-0-3. Penn State-Miller, Jarvis 5-3-2; Chavis, Tyrell 5-2-3; Bowen, Manny 5-1-4; Buchholz, Ryan 4-2-2; Brown, Cam 4-2-2; Windsor, Robert 4-1-3; Smith, Brandon 4-0-4.

GAME 2

PITT 14



33 PENN STATE

BEAVER STADIUM
ABC

SEPT. 9, 2017
ATTN: 109,898



GAME RECAP

UNIVERSITY PARK, Pa. - No. 4 Penn State dominated the field position battle with strong defense and special teams and Saquon Barkley and Mike Gesicki scored a pair of touchdowns each in a 33-14 victory over Pittsburgh.

The Nittany Lions led from their first score to the end, never allowing Pitt within single digits after building a 14-0 lead in the first quarter. Penn State was also aided by its seventh-largest crowd ever and the largest since 2009, as 109,898 packed Beaver Stadium.

Penn State's average drive start was at its own 37, while Pitt's average drive start was inside its own 18, and the Nittany Lions took advantage with four touchdowns and a safety, while Pitt reached the end zone just once despite a pair of 15-play drives. On special teams, Penn State held the Panthers inside the 20 twice and four of Blake Gillikin's six punts landed inside the 20, with his last setting up a safety to put the game out of reach. Safety Marcus Allen made the safety stop and led the Lions with 12 tackles.

Barkley amassed 183 all-purpose yards, rushing 14 times for 88 yards and a touchdown, catching four passes for 45 yards and a touchdown, and returning two kicks for 50 yards. Quarterback Trace McSorley completed 15-of-28 passes for 164 yards and three touchdowns, with his lone interception coming on an end-of-half Hail Mary play. Gesicki matched Barkley's four receptions and totaled 39 yards and two touchdowns.

Defensively, linebackers Jason Cabinda and Koa Farmer followed Allen in the tackles ledger with eight apiece. Defensive backs Grant Haley and Troy Apke hauled in an interception each and defensive end Shareef Miller had two of Penn State's five sacks.

First Half (Penn State 14, Pitt 3)

Trace McSorley and Mike Gesicki teamed up to give Penn State a two-touchdown lead at the start, with some help from Grant Haley, but Pitt was able to use a ball control offense to keep the Nittany Lion offense off the field in the second quarter.

Penn State could not have asked for a better start, intercepting Pitt's fourth play from scrimmage on defense and scoring on the ensuing offensive possession. On the game's first drive, Pitt QB Max Browne overthrew his intended target on first-and-10 from the Pitt 29 and found Penn State's Haley instead at the 50. Haley returned the pick 42 yards to the Pitt 8-yard line, setting up a short toss to a wide open Gesicki on Penn State's first offensive play.

McSorley engineered a six-play, 62-yard touchdown drive later in the quarter. McSorley broke free for a career-long 36-yard run on third-and-2 to key the drive. Later on a third-and-2 from the 10, McSorley found Gesicki on a screen and he slipped inside the pylon for his second score with 5:20 remaining in the quarter.

Pitt assembled a lengthy drive over the remainder of the first quarter and into the second quarter, eating 8:02 on 15 plays, but only gaining 31 yards before punting.

Penn State was forced to punt on the ensuing possession and abbreviated Pitt's next drive with an interception by Troy Apke, but a sack of McSorley on third-and-8 from the Penn State 43 forced another punt, and Pitt reclaimed the ball at their own 13 with 6:42 remaining in the half.

Pitt assembled another 15-play drive to wind the clock down to 1:12, converting a 28-yard field goal after advancing 77 yards.

Third-Fourth Quarter (Penn State 28, Pitt 6)

Penn State started on offense from its own 25 and quickly reached midfield on consecutive Barkley rushes of 17 and 11 yards, respectively. McSorley ran for 4 yards before the Lions were forced to punt, but Blake Gillikin's punt was fair caught at the Penn State 5 and the Nittany Lion defense only yielded 8 yards before forcing a three-and-out. Thompkins returned the ensuing punt 14 yards to the Pitt 46, and it only took the Nittany Lions one play to score, as McSorley found Barkley over the middle for a career-long 46-yard touchdown reception and 21-3 lead.

Pitt answered with a nine-play, 59-yard field goal drive. Ollison moved the Panthers to the edge of the red zone with a 32-yard rush to the Penn State 21. Alex Kessman's kick from 24 yards out to made the score 21-6.

Both teams traded punts before Penn State put together another touchdown drive. Starting at their own 22, the Nittany Lions quickly crossed into Pitt territory as Barkley rushed for 22 yards, and then 15 more were added on a horse collar tackle penalty to spot the ball at the Pitt 41. Barkley rushed for 11 more to the 30, and after McSorley called his own number for two yards, he connected with Brandon Polk on an 18-yard completion to the 10 for first-and-goal. Barkley rushed for 2 yards to end the quarter, and then punched it in from 8 yards out on the first play of the fourth quarter.

The Finish (Penn State 33, Pitt 14)

Pitt answered the Barkley score with its first touchdown, driving 75 yards on nine plays. Ollison ignited the drive with 30 yards on a shovel pass to the Penn State 33. The Panthers chipped their way to the Penn State 33, and on third-and-goal, backup quarterback Ben DiNucci ran around the left end for a touchdown. DiNucci stayed in the game for the two-point conversion and hit Ollison on a shovel pass to make it 28-14, but that was as close as Pitt would come.

SCORING SUMMARY

	1	2	3	4	OT	F
PITT	0	3	3	8	-	14
PSU	14	0	7	12	-	33

1st	12:53	PSU	1-8/0:04/0-7
			Mike Gesicki 8 yd pass from McSorley (T. Davis kick)
	5:20	PSU	6-62/2:43/0-14
			Mike Gesicki 10 yd pass from McSorley (T. Davis kick)
2nd	1:12	UP	15-77/5:30/3-14
			Alex Kessman 28 yd field goal
3rd	10:32	PSU	1-46/0:09/3-21
			Saquon Barkley 46 yd pass from McSorley (T. Davis kick)
	06:03	UP	9-59/4:29/6-21
			Alex Kessman 24 yd field goal
4th	14:54	PSU	6-78/2:32/6-28
			Saquon Barkley 8 yd run (T. Davis kick)
	10:09	UP	9-75/4:45/14-28
			Ben DiNucci 3 yd run (Quadree Ollison pass from DiNucci)
	5:53	PSU	14-30
			Marcus Allen safety
	3:34	PSU	7-34/2:11/14-33
			Tyler Davis 24 yd field goal

TEAM STATS

	PITT	PSU
First Downs	24	14
Rushing Yards	155	148
Passing Yards	187	164
Passing (C-A-Int)	24-41-2	15-28-1
Total Offense	342	312
Plays	86	52
Fumbles (#-Lost)	1-1	1-0
Penalties (#-Yards)	6-55	1-15
Possession Time	38:20	21:40
3rd-Down Conv.	5-17	4-12
Red Zone	3-4	4-4
Touchdowns	1	3
Field goals	2	1

OTHER

Time of Game		3:20
Pitt	1-1, 0-0 ACC	
Penn State	2-0, 0-0 B1G	

INDIVIDUAL STATISTICS

RUSHING

Pitt-Ollison, Quadree 15-96; Moss, Chawntez 11-46; Hall, Darrin 5-19; DiNucci, Ben 5-8; Ffrench, Maurice 1-8; Maddox, Avonte 1-1; Henderson, Quadree 2-minus 5; Browne, Max 5-minus 18.
Penn State-Barkley, Saquon 14-88; McSorley, Trace 8-65; TEAM 1-minus 2; Sanders, Miles 1-minus 3.

PASSING

Pitt-Browne, Max 19-32-2-138; DiNucci, Ben 5-9-0-49.
Penn State-McSorley, Trace 15-28-1-164.

RECEIVING

Pitt-Weah, Jester 6-65; Araujo-Lopes, Rafael 4-42; Flanagan, Matt 3-19; Ollison, Quadree 2-30; Hall, Darrin 2-9; Ffrench, Maurice 2-9; Henderson, Quadree 2-5; Moss, Chawntez 2-minus 4; Mathews, Aaron 1-12.
Penn State-Barkley, Saquon 4-45; Gesicki, Mike 4-39; Hamilton, DaeSean 3-45; Polk, Brandon 1-18; Thompkins, DeAndre 1-12; Johnson, Juwan 1-4; Stevens, Tommy 1-1.

TOP TACKLERS (T-UA-A)

Pitt-Idowu, Oluwaseun 8-6-2; Garner, Bricen 6-5-1; Zeise, Elijah 6-4-2; Jackson, Dane 5-4-1.
Penn State-Allen, Marcus 9-3; Cabinda, Jason 8-5-3; Farmer, Koa 8-4-4; Scott, Nick 7-4-3; Apke, Troy 4-4-0; Haley, Grant 4-3-1; Campbell, Christian 4-3-1; Bowen, Manny 3-1.



GAME 3

GEORGIA STATE 0  **vs.**  **56 PENN STATE**

BEAVER STADIUM | BTN SEPT. 16, 2017
ATTN: 102,746



GAME RECAP

UNIVERSITY PARK, Pa. - Trace McSorley and Saquon Barkley turned in record performances in the first half as Penn State cruised past Georgia State, 56-0, before 102,746 fans in Beaver Stadium.

Barkley enjoyed a career-day through the air, pulling in an 85-yard touchdown reception as part of a four-catch, 142-yard effort. It was the third-longest passing play in Penn State history and the longest ever by Penn State in Beaver Stadium. McSorley finished with 309 yards passing and four touchdowns on 18-of-23 passing after throwing for a Penn State-record 258 yards and three touchdowns in the first half. Both only played through the first two drives of the third quarter.

Barkley and McSorley were not the only contributors offensively, as eight different Nittany Lions ultimately found the end zone. Tommy Stevens, who also threw for a touchdown, caught the first touchdown of the game, while receivers Saeed Blacknall, DaeSean Hamilton and Brandon Polk also added touchdown catches. Running backs Miles Sanders and Andre Robinson both broke free for long touchdown runs in the second half.

Earning their second shutout in three games, the Penn State defense pulled in five turnovers; all of which led to touchdowns. Marcus Allen highlighted the unit's takeaways with his first career interception, which he returned 50 yards into Georgia State territory. Penn State did not allow the Panthers into the red zone until the final drive of the game. Daniel Joseph, who had not made a collegiate tackle entering the game, piled up 2.0 tackles for loss and 1.0 sack on the evening. Overall, Penn State piled up 11 stops behind the line, including three sacks.

Penn State outgained Georgia State 526 yards to 320 and earned its largest win since defeating Coastal Carolina, 66-10, in 2008.

First Quarter (Penn State 14, Georgia State 0)

Penn State got off to a fast start, ignited by a 37-yard kickoff return by Saquon Barkley, as it marched 63 yards on eight plays for a touchdown on its opening drive. McSorley completed five consecutive passes on the drive to move Penn State into the red zone, and he concluded it with a 10-yard touchdown pass to Tommy Stevens out of the backfield.

Penn State was able to move off its own 1-yard line to its 22 on its second drive but was forced to punt. A 52-yard punt by Blake Gillikin and a defensive stop gave Penn State slightly better position on its next drive, but the Nittany Lions faced third-and-12 from their own 15. Under pressure McSorley, dumped off to Barkley in the left flat, and Barkley maneuvered past multiple Georgia State defenders down the sideline for an 85-yard touchdown with 49 seconds remaining in the first quarter.

Second Quarter (Penn State 35, Georgia State 0)

The Nittany Lions needed just three plays to cover 86 yards for a touchdown on their third touchdown drive of the game. McSorley connected with Barkley out of the backfield for a 44-yard wheel-route reception down the right sideline to the Georgia State 42, Miles Sanders followed with a 15-yard rush around the left end and then McSorley connected with DaeSean Hamilton on a 27-yard touchdown pass with 11:44 to go in the second quarter for a 21-0 lead.

The two teams traded punts, and then a Grant Haley interception setup a one-play scoring drive, as Miles Sanders scored from 29 yards out for a 28-0 advantage.

Georgia State had its deepest penetration into Penn State territory of the half on its next possession, reaching the Penn State 25, but Shaka Toney dropped Georgia State back 5 yards on a rushing play, and then Marcus Allen earned his first career interception at the 25, returning it 50 yards to the Georgia State 25. McSorley then capped a four-play drive with an 8-yard touchdown rush with 3:26 remaining before the break for a 35-0 halftime lead.

Third Quarter (Penn State 49, Georgia State 0)

Georgia State received the half-opening kickoff and reached the Penn State 37, but Georgia State quarterback Connor Manning fumbled under pressure and Kevin Givens recovered it at the Penn State 45. McSorley then completed a 21-yard pass to Saeed Blacknall on third-and-3 to the Georgia State 18 and eventually found Brandon Polk in the end zone from 15-yards out for a 42-0 lead.

True freshman Tariq Castro-Fields intercepted Manning's pass on the first play of Georgia State's ensuing possession to give the Nittany Lions the ball back at the Georgia State 42. Stevens caught a 9-yard pass and then took over at quarterback, handing off to Mark Allen for 8 yards, taking a 10-yard sack back to the Georgia State 35, and then taking a hit while launching a 35-yard touchdown pass to Blacknall in the back of the end zone for a 49-0 lead.

Fourth Quarter (Penn State 56, Georgia State 0)

Andre Robinson broke free for a career-long 41-yard rushing touchdown with 8:55 remaining for the final margin.

SCORING SUMMARY

	1	2	3	4	OT	F
GSU	0	0	0	0	-	0
PSU	14	21	14	7	-	56

1st	11:48	PSU	8-63/3:12/0-7
		Tommy Stevens 10 yd pass from McSorley (T. Davis kick)	
	0:49	PSU	3-83/0:58/0-14
		Saquon Barkley 85 yd pass from McSorley (T. Davis kick)	
2nd	11:44	PSU	3-86/1:09/0-21
		DaeSean Hamilton 27 yd pass from McSorley (T. Davis kick)	
	8:55	PSU	1-29/0:09/0-28
		Miles Sanders 29 yd rush (T. Davis kick)	
	3:26	PSU	4-25/2:02/0-35
		Trace McSorley 8 yd rush (T. Davis kick)	
3rd	7:56	PSU	6-55/2:45/0-42
		Brandon Polk 15 yd pass from McSorley (T. Davis kick)	
	6:01	PSU	4-42/1:45/0-49
		Saeed Blacknall 35 yd pass from Stevens (T. Davis kick)	
4th	8:55	PSU	4-69/1:47/0-56
		Andre Robinson 41 yd rush (T. Davis kick)	

TEAM STATS

	GSU	PSU
First Downs	21	19
Rushing Yards	150	166
Passing Yards	170	360
Passing (C-A-Int)	18-32-3	21-29-0
Total Offense	320	526
Plays	81	53
Fumbles (#-Lost)	3-2	2-0
Penalties (#-Yards)	3-25	5-45
Possession Time	38:27	21:13
3rd-Down Conv.	11-21	4-9
Red Zone	0-1	3-3
Touchdowns	0	3
Field goals	0	0

OTHER

Time of Game		3:19
Georgia State	0-2, 0-0 Sun Belt	
Penn State	3-0, 0-0 B1G	

INDIVIDUAL STATISTICS

RUSHING

Georgia State-Bateman, Taz 29-100; Winchester, Aaron 12-39; Hart, Penny 2-9; Neal, Kyler 3-4; Kirk, Demarcus 1-4; Manning, Conner 2-minus 6.

Penn State-Barkley, Saquon 10-47; Sanders, Miles 3-44; Robinson, Andre 2-39; McSorley, Trace 3-24; Allen, Mark 2-9; Eury, Nick 1-4; Stevens, Tommy 2-2; TEAM 1-minus 3.

PASSING

Georgia State-Manning, Conner 16-29-3-133; Winchester, Aaron 2-3-0-37.

Penn State-McSorley, Trace 18-23-0-309; Stevens, Tommy 2-4-0-43; Fessler, Billy 1-2-0-8.

RECEIVING

Georgia State-Hart, Penny 7-56; Bateman, Taz 3-19; Boyd, Todd 2-32; Smith, Glenn 2-9; Ifedi, Jonathan 1-22; Werts, Ari 1-15; Neal, Kyler 1-12; Jones, Tahir 1-5.

Penn State-Barkley, Saquon 4-142; Blacknall, Saeed 3-64; Hamilton, DaeSean 3-44; Thompkins, DeAndre 3-25; Gesicki, Mike 2-26; Stevens, Tommy 2-19; Johnson, Juwan 2-17; Polk, Brandon 1-15; Holland, Jonathan 1-8.

TOP TACKLERS (T-UA-A)

Georgia State-Smith, Jerome 6-6-0; Williams, Bryan 6-6-0; Traylor, James 3-3-0.

Penn State-Bowen, Manny 6-4-2; Wade, Lamont 5-4-1; Smith, Brandon 4-3-1; Cabinda, Jason 4-3-1; Toney, Shaka 4-2-2; Miller, Shareef 3-3-0; Joseph, Daniel 3-2-1; Allen, Marcus 3-2-1; Apke, Troy 3-2-1; Scott, Nick 3-2-1; Jordan, Ellison 3-1-2.

GAME 4

PENN STATE 21




vs.



19 IOWA

KINNICK STADIUM
ABC

SEPT. 23, 2017
ATTN: 66,205



GAME RECAP

IOWA CITY, Iowa - Down four, facing fourth-and-goal from the 7-yard line with four seconds remaining, Penn State quarterback Trace McSorley zipped a pass over the middle to wide receiver Juwan Johnson on a crossing route in the back of the end zone, giving the fourth-ranked Nittany Lions a 21-19 win over Iowa in Kinnick Stadium.

Saquon Barkley led Penn State with the most prolific night in Nittany Lion history, as he totaled a school-record 358 all-purpose yards by rushing 28 times for 211 yards and a touchdown, catching 12 passes for 94 yards and returning three kickoffs for 53 yards.

McSorley was held without a touchdown pass until the final play, but extended his streak to 19 consecutive games. He completed 31-of-48 passes for 284 yards on the night, while rushing for 61 yards on 17 attempts.

Johnson enjoyed a career night, as his seven catches for 92 yards were both career highs, and the touchdown was the first of his career.

Penn State's offense ran a school-record tying 99 plays and totaled 579 yards, while its defense limited Iowa to 273 yards on 45 plays. Iowa totaled 219 of those yards in the second half though as they rallied from a 15-7 deficit with two fourth-quarter touchdowns. McSorley engineered an 80-yard touchdown drive though with 1:42 remaining.

The Finish

Trailing 15-7 after a Penn State punt, Iowa took over at its own 26 with 11:32 remaining in the game. On third-and-6 from the 30, running back Akrum Wadley broke free for a 70-yard touchdown reception with 10:02 remaining. The two-point conversion was no good, and Penn State took over with a two-point lead from its own 11.

Penn State ultimately wound 7:20 off the clock with a 16-play, 75-yard drive that ended with a blocked 31-yard field goal. It was nearly a three-and-out, but Barkley hurdled a defender on third-and-6 on a screen pass for a first down to keep the drive alive. Barkley also converted a fourth-and-1 at the Iowa 43, rushing for four yards to the Iowa 39. However, the drive stalled out at the 13, and Iowa took over at the 20 with 2:42 remaining after the blocked field goal.

A pass interference penalty on the first play moved the Hawkeyes to their 35, and then completions from quarterback Nate Stanley of 8 and 22 yards advanced Iowa to the Penn State 35. Wadley found a seam to rush 35 yards for the touchdown with 1:42 to go. The two-point conversion attempt failed, leaving Iowa with a 19-15 lead.

After the kickoff, Penn State took over at its own 20. McSorley found Johnson for 12 yards, and then missed on his next two before completing an 8-yard pass to Barkley to bring up fourth-and-2. Penn State called timeout with 58 seconds remaining, and then McSorley zipped a 6-yard pass to Saeed Blacknall over the middle to the Penn State 46 to move the chains.

McSorley next took open field for 12 yards to the 42, and then he completed an 18-yard pass to Johnson and a 14-yard pass to Barkley to the Iowa 10. McSorley found tight end Mike Gesicki for 3 yards to the Iowa 7, but his next two passes were incomplete, and Penn State called timeout on fourth down with four seconds remaining.

Penn State sent three receivers crossing over the middle, and McSorley found Johnson for the winning score.

First Half (Iowa 7, Penn State 5)

Penn State outgained Iowa 219 yards to 54 in the first half, but Iowa took advantage of a late interception for a halftime lead and the half's lone touchdown.

Both teams punted on their first two possessions before Penn State got on the board with a field goal with 1:01 remaining in the first quarter. Penn State drove 66 yards on 11 plays to the Iowa 1-yard line, with Barkley carrying the ball three times for 33 yards and catching two passes for 14 yards to key the drive. The Hawkeyes held strong at the goal line though, stopping McSorley at the pylon on third down, and the Nittany Lions elected to have Tyler Davis kick a 19-yard field goal.

Penn State increased its lead to 5-0 with a safety after downing a punt at the 1-yard line. Shareef Miller was able to get into the backfield on a pitch to Akrum Wadley for a safety with 7:40 remaining in the half.

The Nittany Lions earned one last drive in the half starting at their own 6 with 1:52 remaining after a 53-yard punt. Penn State worked its way out to midfield, but McSorley was hit on a throw, knocking the trajectory of his throw to a wide open Mike Gesicki lower, and straight into the hands of Iowa linebacker Josey Jewell. Jewell returned the pick 33 yards to the 21 with 43 seconds remaining in the half.

It took Iowa just one play to find the end zone, as Nate Stanley hit Nick Easley with a touchdown pass with 37 seconds remaining in the half. Iowa, which had gained just 33 yards of offense before the touchdown throw, took a 7-5 lead to halftime.

Third-Fourth Quarter (Penn State 15, Iowa 7)

Davis kicked a 21-yard field goal for an 8-7 Penn State lead at 10:42 in the third quarter. Iowa crossed the 50 for the first time on a 29-yard completion to ILMIR Smith-Marsette, but Marcus Allen forced a fumble on the very next play and Grant Haley recovered it at the Penn State 25.

The turnover led to a Penn State touchdown drive. Barkley broke free for 44 yards on the first play of the drive, and the Nittany Lions chipped their way down to the 8, where Barkley took it into the end zone on second-and-goal. The score gave the Nittany Lions a 15-7 lead with 5:16 remaining in the third quarter.

Neither team scored until Stanley hit Wadley for a 70-yard touchdown pass on third down with 10:02 remaining in the fourth, setting the stage for the dramatic finish.

SCORING SUMMARY

	1	2	3	4	OT	F
PSU	3	2	10	6	-	21
IOWA	0	7	0	12	-	19

1st	1:01	PSU	11-66/5:06/3-0
			Tyler Davis 19 yd field goal
2nd	7:40	PSU	5-0
			Shareef Miller safety
	0:37	IOWA	1-21/0:06/5-7
			Nick Easley 21 yd pass from Stanley (Recinos kick)
3rd	10:42	PSU	7-55/2:25/8-7
			Tyler Davis 21 yd field goal
	5:16	PSU	8-75/3:07/15-7
			Saquon Barkley 8 yd run (Davis kick)
4th	10:02	IOWA	3-74/1:30/5-13
			Akrum Wadley 70 yd pass from Stanley (Stanley pass failed)
	1:42	IOWA	3-80/1:00/15-19
			Akrum Wadley 35 yd run (Stanley pass failed)
	0:00	PSU	12-80/1:42/21-19
			Juwan Johnson 7 yd pass from McSorley (Team rush failed)

TEAM STATS

	PSU	IOWA
First Downs	29	11
Rushing Yards	295	82
Passing Yards	284	191
Passing (C-A-Int)	31-48-1	13-22-0
Total Offense	579	273
Plays	99	45
Fumbles (#-Lost)	2-1	1-1
Penalties (#-Yards)	8-90	3-25
Possession Time	39:39	20:21
3rd-Down Conv.	6-18	3-11
Red Zone	4-5	0-1
Touchdowns	2	0
Field goals	2	0

OTHER

Time of Game	3:31
Iowa	3-1, 0-1 B1G
Penn State	4-0, 1-0 B1G

INDIVIDUAL STATISTICS

RUSHING

Penn State-Barkley, Saquon 28-211; McSorley, Trace 17-61; Robinson, Andre 4-19; Sanders, Miles 1-6; TEAM 1-minus 2.
Iowa-Wadley, Akrum 19-80; Stanley, Nate 4-2.

PASSING

Penn State-McSorley, Trace 31-48-1-284.
Iowa-Stanley, Nate 13-22-0-191.

RECEIVING

Penn State-Barkley, Saquon 12-94; Johnson, Juwan 7-92; Gesicki, Mike 5-25; Hamilton, DaeSean 2-46; Thompkins, DeAndre 2-14; Blacknall, Saeed 1-6; Sanders, Miles 1-6; Holland, Jonathan 1-1.
Iowa-Wadley, Akrum 4-75; Smith-Marsette, ILMIR 2-37; Vandeberg, Matt 2-27; Easley, Nick 2-27; Kelly-Martin, Ivory 2-12; Fant, Noah 1-13.

TOP TACKLERS (T-UA-A)

Penn State-Cabinda, Jason 6-3-3; Miller, Shareef 5-5-0; Allen, Marcus 5-4-1; Apke, Troy 4-3-1; Campbell, Christian 3-3-0; Cothran, Curtis 3-3-0.
Iowa-Jewell, Josey 16-11-5; Hooker, Amani 13-11-2; Rugamba, Manny 9-8-1; Taylor, Miles 7-6-1; Bower, Bo 7-4-3; Niemann, Ben 6-4-2; Nelson, Anthony 5-4-1; Bazata, Nathan 5-3-2; Jackson, Joshua 5-3-2.



GAME 5

INDIANA 14

vs.

45 PENN STATE

BEAVER STADIUM
BTN SEPT. 30, 2017
ATTN: 107,526



GAME RECAP

UNIVERSITY PARK, Pa. – The Penn State special teams units helped build a four-touchdown lead in the first quarter, as the fourth-ranked Nittany Lions defeated Indiana, 45-12.

It was a historic afternoon for senior DaeSean Hamilton, who became Penn State's career receptions leader. With nine receptions for 122 yards and a career-high three touchdowns, Hamilton has 181 career receptions, breaking the record of 179 held by Deon Butler.

Saquon Barkley set the tone, returning the opening kickoff 98 yards for his first career return touchdown. Jason Cabinda, who matched a career high with 14 tackles in the game, forced a fumble on Indiana's first offensive drive to setup a touchdown drive for Penn State's second score. Then a pair of punts turned into scoring opportunities, as Irvin Charles forced a fumble on a punt return that was scooped up by Nick Scott for a touchdown, and punter Blake Gillikin absorbed a hit to draw a personal foul for a first down, leading to yet another touchdown drive. It marks the first time since 2001 that Penn State has had two special teams touchdowns in the same game.

Indiana responded with a pair of touchdowns in the second quarter to cut the deficit in half, but the Hoosiers were shut out in the second half, while Penn State added a field goal and a pair of Hamilton touchdowns for the final margin. Turnovers were a factor throughout the game, as Penn State won the battle in the category, 4-1, forcing and recovering three fumbles and adding an Amani Oruwariye interception.

Barkley surpassed 200 all-purpose yards for the fourth time this season and added a touchdown pass to Hamilton in the fourth quarter to become the first Big Ten player and sixth in FBS since 1996 to return a kickoff for a touchdown and throw a touchdown pass in the same game. He finished with 205 all-purpose yards with 98 yards coming on the return, 56 yards rushing on 20 carries and 51 yards receiving on four catches.

Trace McSorley had his seventh 300-yard passing game of his career, completing 23-of-36 passes for 315 yards and two touchdowns, extending his games with a touchdown streak to 20 games. He also rushed for one touchdown.

First Quarter (Penn State 28, Indiana 0)

Penn State's special teams and defense helped the Nittany Lions jump out to a 28-0 lead in the opening stanza. The 28 points were the most Penn State had scored in the first quarter since scoring the same against Illinois in 2005.

Barkley returned the opening kickoff 98 yards to open the scoring, and then Christian Campbell forced a fumble on Indiana's ensuing possession that Cabinda recovered and returned 4 yards to the Indiana 29-yard line. Using a 24-yard completion to Juwan Johnson and a 7-yard rush by Barkley, Penn State moved inside the Indiana 5, and

McSorley scored with a rush from 1-yard out three plays later for a 14-0 lead with 11:41 remaining in the first quarter.

Penn State's next offensive possession ended with a punt, but Charles forced a fumble on the return at the Indiana 13, and Nick Scott scooped it and scored for a 21-0 lead with 6:34 remaining in the quarter.

The Penn State defense forced a three-and-out and Penn State took over on its own 27 for its next drive. The Hoosiers forced a three-and-out, but a roughing the punter penalty gave the Nittany Lions a first down and 15 yards to the Penn State 37. Barkley made a one-handed catch in the backfield, made a move to juke All-American linebacker Tegray Scales, and rumbled for 36 yards to the Indiana 27 on the very next play. The nine-play, 73-yard drive concluded with an 8-yard touchdown pass to DaeSean Hamilton for a 28-0 advantage with 41 seconds remaining in the quarter.

Second Quarter (Penn State 28, Indiana 14)

Indiana got on the scoreboard early in the second quarter, as Ian Thomas broke free for a 54-yard reception down to the Penn State 2, and Ricky Brookins punched it into the end zone on the next play, cutting the deficit to 28-7 with 14:01 to go in the half.

Both teams would trade punts for the rest of the quarter until McSorley was intercepted at the Indiana 40 by Jonathan Crawford with 2:49 to go in the half. Indiana drove 60 yards on eight plays in 2:05 for a touchdown, which was scored on an 18-yard touchdown throw from Peyton Ramsey to Simmie Cobbs Jr.

Third Quarter (Penn State 38, Indiana 14)

Tyler Davis was able to drill a 45-yard field goal for a 31-14 lead with 5:50 remaining in the third.

Indiana reached midfield in just two plays on its ensuing possession after Devonte Williams found space for a 23-yard rush to the Penn State 48, but he fumbled on the next carry on a hit from Marcus Allen, and Parker Cothren recovered it at the line of scrimmage to setup a touchdown drive.

Penn State needed just four plays to cover 52 yards. McSorley found Saeed Blacknall for 18 on the first play to advance to the Indiana 34, and then McSorley picked up a first down rushing for 7 yards and then 3 to reach the 24. McSorley fired to the end zone on the next play, finding Hamilton for his second touchdown of the day and a 38-14 lead with 3:22 to go in the third.

Fourth Quarter (Penn State 45, Indiana 14)

Hamilton scored his third touchdown of the day on a pass from Barkley. At the 16-yard line, Barkley took a pitch in the backfield from McSorley to draw the defense forward, and Barkley tossed it over the defense to an open Hamilton for the touchdown.

SCORING SUMMARY

	1	2	3	4	OT	F
IU	0	14	0	0	-	14
PSU	28	0	10	7	-	45

1st	14:46	PSU	Saquon Barkley 98 yd kickoff return (T. Davis kick)	0-7
	11:41	PSU	Trace McSorley 1 yd run (T. Davis kick)	6-39/2:45/0-14
	6:34	PSU	Nick Scott 13 yd fumble recovery (T. Davis kick)	0-21
	0:41	PSU	DaeSean Hamilton 8 yd pass from McSorley (T. Davis kick)	9-73/4:28/0-21
2nd	14:01	IND	Ricky Brookins 2 yd run (Oakes kick)	6-75/1:40/7-28
	0:44	IND	Simmie Cobbs Jr. 18 yd pass from Ramsey (Oakes kick)	8-60/2:05/14-28
3rd	5:50	PSU	Tyler Davis 45 yd field goal	8-40/3:24/14-31
	3:22	PSU	DaeSean Hamilton 24 yd pass from McSorley (T. Davis kick)	4-52/1:36/14-38
4th	4:13	PSU	DaeSean Hamilton 16 yd pass from Barkley (T. Davis kick)	5-73/2:20/14-45

TEAM STATS

	IU	PSU
First Downs	19	20
Rushing Yards	177	39
Passing Yards	175	331
Passing (C-A-Int)	15-32-1	24-37-1
Total Offense	352	370
Plays	79	74
Fumbles (#-Lost)	3-3	0-0
Penalties (#-Yards)	2-20	2-7
Possession Time	26:31	33:29
3rd-Down Conv.	7-18	6-18
Red Zone	2-2	3-4
Touchdowns	2	3
Field goals	0	0

OTHER

Time of Game	3:16
Indiana	2-2, 0-2 B1G
Penn State	5-0, 2-0 B1G

INDIVIDUAL STATISTICS

RUSHING

Indiana-Ramsey, Peyton 12-53; Ellison, Morgan 9-53; Gest, Cole 10-48; Philyor, Whop 3-13; Williams, Devonte 5-9; Rodriguez, Alex 3-9; Brookins, Ricky 3-4; TEAM 1-minus 2; Lagow, Richard 1-minus 10.

Penn State-Barkley, Saquon 20-56; Hamilton, DaeSean 1-2; McSorley, Trace 16-minus 19.

PASSING

Indiana-Ramsey, Peyton 8-17-1-78; Lagow, Richard 7-15-0-97.

Penn State-McSorley, Trace 23-36-1-315; Barkley, Saquon 1-1-0-16.

RECEIVING

Indiana-Thomas, Ian 5-91; Cobbs Jr., Simmie 5-44; Williams, Devonte 1-23; Watercutter, Ryan 1-7; Mack, Taysir 1-4; Philyor, Whop 1-4; Brookins, Ricky 1-2.

Penn State-Hamilton, DaeSean 9-122; Johnson, Juwan 4-63; Barkley, Saquon 4-51; Gesicki, Mike 3-19; Thompkins, DeAndre 2-53; Blacknall, Saeed 1-18; Pancoast, Tom 1-5.

TOP TACKLERS (T-UA-A)

Indiana-Scales, Tegray 11-7-4; Fields, Tony 10-7-3; Covington, Chris 8-3-5; Dutra, Chase 7-6-1; Barwick Jr., Mike 5-1-4.

Penn State-Cabinda, Jason 14-6-8; Bowen, Manny 8-1-7; Smith, Brandon 7-0-7; Allen, Marcus 6-2-4; Campbell, Christian 4-2-2; Apke, Troy 4-2-2; Cothren, Parker 4-2-2; Haley, Grant 4-2-2; Miller, Shareef 4-1-3; Brown, Cam 4-1-3.

GAME 6

PENN STATE 31



vs.



7 NORTHWESTERN

RYAN FIELD
ABC

OCT. 7, 2017
ATTN: 41,061



GAME RECAP

EVANSTON, Ill. - The Penn State defense and precise passing from Trace McSorley led the Nittany Lions to their sixth-straight victory this season, as they defeated Northwestern, 31-7, in Ryan Field.

Penn State led 10-0 at the half, and then pulled away with a pair of Saquon Barkley touchdowns in the third quarter and a McSorley rushing score in the fourth, before Northwestern earned its first score of the game with less than two minutes remaining.

The Penn State defense limited Northwestern to 265 yards of total offense, yielding just 99 in the second half. It also forced three turnovers in the first half, with Amani Oruwariye and Christian Campbell both earning interceptions and Shaka Toney forcing a fumble that was recovered by Kevin Givens. Toney also led the Nittany Lions with two sacks.

McSorley was responsible for a pair of touchdowns, also throwing for one and completing a program-record 15 consecutive passes across the first to third quarters. He finished with 245 yards passing after completing 25-of-34 passes.

Barkley added a pair of touchdowns on the ground, including a 53-yarder, and totaled 75 yards on 16 carries and 9 yards on two receptions.

First Quarter (Penn State 3, Northwestern 0)

Penn State's defense shined in the first quarter despite favorable field position for Northwestern, as the Nittany Lions squashed scoring opportunities with turnovers. On its first offensive drive, Northwestern took over on downs at its own 38 and completed a 24-yard pass on fourth-and-8 to the Penn State 10-yard line to bring up first-and-goal, but a holding penalty for a loss of 10 yards, a sack by Curtis Cothran for a loss of 8 and a rush for no gain brought up third down from the Penn State 28. Northwestern QB Clayton Thorson attempted a deep pass but Oruwariye made a leaping interception at the Penn State 10.

Penn State went three and-out on offense after the interception, and Blake Gillikin's punt into the stiff wind only went 39 yards to the Northwestern 45. The Wildcats were able to pick up one first down, but on third-and-9 from the Penn State 41, Toney strip-sacked Thorson, and Givens recovered the fumble at the Penn State 48.

The turnover setup an eight-play, 49-yard field goal drive that Tyler Davis completed with a 21-yard field goal conversion with 13 seconds remaining in the quarter.

Second Quarter (Penn State 10, Northwestern 0)

The Nittany Lions found the end zone on their first offensive drive of the second quarter for the lone score of the frame. The Penn State defense forced a three-and-out to start the stanza, and a shanked punt gave the Nittany Lions the ball at their own 48.

It took the Lions just five plays to score, as McSorley connected with DeAndre Thompkins for 19 yards to the Northwestern 33, and then McSorley found Brandon Polk on back-to-back plays, first for 6 yards and then for 23 yards, to the Northwestern 4. The Wildcats stopped Saquon Barkley for a loss of 6 yards, but then McSorley threw a 10-yard touchdown pass to Tommy Stevens for a 10-0 lead with 12:04 remaining in the half.

The Penn State defense continued to thrive, stopping Northwestern on fourth-and-2 from the Penn State 33 with 7:01 remaining in the quarter.

Penn State was forced to punt and Gillikin pinned the Wildcats at their own 8-yard line with 3:31 to go. The Wildcats reached the Penn State 37 in the final seconds of the half, but a heave to the end zone was intercepted by Campbell to send the teams to the locker room.

Third Quarter (Penn State 24, Northwestern 0)

The Wildcats received the kickoff to open the half, but the Nittany Lions forced a three-and-out, took over on offense at their own 34 and assembled a 10-play, 66-yard touchdown drive.

McSorley went 5-for-5 passing on the drive, and his fifth completion was a 38-yarder to Saeed Blacknall, who broke a tackle and scampered to the Northwestern 5, before getting nudged out of bounds. Stevens lined up in the backfield and rushed for 4 yards to the 1, McSorley got the ball inside the 1 on another rush, and then Barkley reached the ball across for the score with 9:33 to go in the quarter.

The Penn State defense did not allow a first down in the quarter and Barkley found the end zone again late in the frame, breaking free for 53 yards down the right sideline.

Fourth Quarter (Penn State 31, Northwestern 7)

McSorley engineered an 11-play, 54-yard touchdown drive, taking the ball himself from 5 yards out with 8:52 remaining in the game.

Northwestern was able to avoid the shutout late, driving 80 yards on nine plays. Backup quarterback Matt Alviti, led the drive, highlighted by completions of 14 and 25 yard and a 14-yard rush. He rushed the ball into the end zone himself from a yard out for the final margin.

SCORING SUMMARY

	1	2	3	4	OT	F
PSU	3	7	14	7	-	31
NU	0	0	0	7	-	7

1st	0:13	PSU	8-49/3:25/3-0
		Tyler Davis 21 yd field goal	
2nd	12:04	PSU	5-52/2:11/10-0
		Tommy Stevens 10 yd pass from McSorley (T. Davis)	
3rd	9:33	PSU	10-66/4:21/17-0
		Saquon Barkley 1 yd run (T. Davis kick)	
	2:13	PSU	4-71/1:06/24-0
		Saquon Barkley 53 yd run (T. Davis kick)	
4th	8:52	PSU	11-54/3:53/31-0
		Trace McSorley 5 yd run (T. Davis)	
	1:46	NU	9-80/2:19/31-7
		Matt Alviti 1 yd run (Kuhbander kick)	

TEAM STATS

	PSU	NU
First Downs	23	15
Rushing Yards	95	67
Passing Yards	286	198
Passing (C-A-Int)	29-41-0	23-43-2
Total Offense	381	265
Plays	79	73
Fumbles (#-Lost)	0-0	1-1
Penalties (#-Yards)	3-30	8-74
Possession Time	34:04	25:56
3rd-Down Conv.	8-16	5-19
Red Zone	4-5	1-2
Touchdowns	3	1
Field goals	1	0

INDIVIDUAL STATISTICS

RUSHING

Penn State-Barkley, Saquon 16-75; Stevens, Tommy 3-17; Allen, Mark 2-4; Robinson, Andre 1-0; McSorley, Trace 16-minus 1.
Northwestern-Jackson, Justin 16-66; Alviti, Matt 3-20; Larkin, Jeremy 3-5; Brown, Jesse 1-4; Lees, Riley 1-0; Thorson, Clayton 6-minus 28.

PASSING

Penn State-McSorley, Trace 25-34-0-245; Stevens, Tommy 4-7-0-41.
Northwestern-Thorson, Clayton 19-36-2-142; Alviti, Matt 4-7-0-56.

RECEIVING

Penn State-Thompkins, DeAndre 6-57; Johnson, Juwan 6-43; Blacknall, Saeed 4-74; Polk, Brandon 3-40; Hamilton, DaeSean 2-35; Sanders, Miles 2-11; Barkley, Saquon 2-9; Gesicki, Mike 2-9; Stevens, Tommy 2-8.
Northwestern-Jackson, Justin 6-23; Wilson, Macan 4-39; Nagel, Flynn 3-26; Dickerson, Garrett 3-17; Skowronek, Bennett 2-34; Lees, Riley 2-22; James, Jace 1-25; Green, Cameron 1-9; McGowan, Kyric 1-3.

TOP TACKLERS (T-UA-A)

Penn State-Apke, Troy 5-5-0; Cabinda, Jason 5-3-2; Allen, Marcus 5-2-3; Smith, Brandon 5-1-4; Farmer, Koa 4-4-0; Miller, Shareef 4-3-1; Campbell, Christian 4-3-1; Bowen, Manny 4-2-2; Simmons, Shane 4-2-2.
Northwestern-Igwebuike, Godwin 11-8-3; Hall, Nate 9-8-1; Fisher, Paddy 6-5-1; Williams, Trae 5-3-2; Gallagher, Blake 5-2-3; Queiro, Kyle 5-2-3.



GAME 7

MICHIGAN **13**



42 PENN STATE

BEAVER STADIUM ABC OCT. 21, 2017
ATTN: 110,823



GAME RECAP

UNIVERSITY PARK, Pa. - In front of a raucous, Beaver Stadium-record crowd of 110,823, Saquon Barkley and Trace McSorley scored three touchdowns each to lead No. 2 Penn State past No. 19 Michigan, 42-13.

Michigan entered the game boasting the FBS' top total defense (223.8 ypg), but Barkley set the tone early, scoring two rushing touchdowns in the first five minutes, highlighted by a 69-yard touchdown on the game's second play from scrimmage. He also helped put the game away in the fourth quarter, catching a 42-yard touchdown pass from McSorley. The catch gave him the yards necessary to become the first Penn State player and the fourth in Big Ten history to total 3,000 career rushing yards and 1,000 career receiving yards.

McSorley was ultimately responsible for four touchdowns, rushing for a career-high three scores, in addition to his fourth-quarter toss to Barkley. McSorley finished with 358 yards of total offense, as he connected on 17-of-26 passes for 282 yards and rushed for 76 yards on 11 carries.

The Nittany Lions outgained the Wolverines, 506-269, in total yardage. The points and yards allowed by Michigan's defense were its most since 2015, while Penn State's defense was relentless, with eight different players contributing to a season-high seven sacks.

Penn State led the game from Barkley's first score until the end. Michigan battled back in the second quarter, cutting Penn State's lead to one (14-13), but the Nittany Lions covered 75 yards on seven plays in 52 seconds to score before the halftime break for a 21-13 halftime advantage. Michigan was unable to score in the second half, while McSorley took over with a pair of rushing touchdowns and his touchdown pass to Barkley.

First Quarter (Penn State 14, Michigan 0)

Penn State jumped out to a 14-0 lead with a pair of quick strikes. On just the second play of the game after the opening kickoff, Barkley took a direct snap 69 yards for a touchdown. The Nittany Lion defense then forced a three-and-out, putting the offense back on the field at its own 32.

The Lions needed just four plays to find the end zone again, as McSorley scrambled on 2nd-and-5 for 23 yards to the 50, and then threw a 35-yard jump ball to Mike Gesicki at the 15. Barkley scored on a pitch on the very next play.

Barkley totaled 102 yards on six carries for the quarter.

Michigan took advantage of an interception though to halt Penn State's momentum. Michigan drove to the Penn State 3 to set up first and goal before the quarter ended.

Second Quarter (Penn State 14, Michigan 13)

On fourth-and-inches, Karan Higdon took a pitch around the left end and was able to get just inside the pylon for Michigan's first score, and Michigan trailed 14-6 after a missed extra point.

After both teams traded three-and-outs, Penn State turned the ball over on downs at the Michigan 33. The Wolverines then drove 67 yards for a touchdown on eight plays, capped by Ty Isaac powering through the middle for a 6-yard touchdown run with 1:45 to go in the half.

However, Michigan left too much time on the clock, as Penn State drove 75 yards for a touchdown in less than a minute. After an incompletion, McSorley connected with Juwan Johnson for 12 yards and then Hamilton for 36 yards to the Michigan 27. Barkley rushed for 9 yards on the next carry but was dropped for a loss of 2 on the next an option pitch, setting up third-and-3. The Lions stayed aggressive though, finding Gesicki for 17 yards down the sideline to the Michigan 3.

McSorley called his own number on the next play, weaving through the linemen for a touchdown with 53 seconds remaining.

Third Quarter (Penn State 28, Michigan 13)

Penn State tallied the lone score of the third quarter, driving 80 yards on nine plays for a touchdown. On second-and-8 from the 22, DaeSean Hamilton got the drive rolling with a slant, finding a seam for a 26-yard gain to the Penn State 48. Later, in the drive McSorley connected again with Hamilton for gains of 11 and 9 yards on second and third downs, respectively, to the Michigan 13. McSorley then weaved his way through the Michigan defense on the next play and dove for the left pylon, scoring for a 28-13 lead with 5:31 to go.

Fourth Quarter (Penn State 42, Michigan 13)

Looking to pull back within a touchdown, Michigan erased a second-and-21 deficit with a 22-yard completion to its own 49 early in the final stanza. However, cornerback Christian Campbell found his way into the backfield and stripped the ball from O'Korn's hand, and defensive lineman Robert Windsor was there to recover it for Penn State, setting up another touchdown drive.

Penn State took over on the Michigan 46, and after a 4-yard completion to Blacknall, Barkley broke free wide open down the right sideline, making a bobbling catch for a 42-yard touchdown reception and a 35-13 advantage with 13:11 to go.

Michigan was able to cross midfield on its next possession, but on fourth-and-11 from the Penn State 45, Kevin Givens was able to haul down O'Korn for a loss of 7 yards.

Penn State took over at the Michigan 48 and extended its lead for the final margin. A 23-yard completion to Brandon Polk and a 19-yard run by McSorley keyed the drive, and McSorley rushed in from 9 yards out for a touchdown.

SCORING SUMMARY

	1	2	3	4	OT	F
MICH	0	13	0	0	-	13
PSU	14	7	7	14	-	42

1st	14:17	PSU	2-75/0:43/0-7
		Saquon Barkley	69 yd run (T. Davis kick)
	10:11	PSU	4-78/2:05/0-14
		Saquon Barkley	15 yd run (T. Davis kick)
2nd	12:53	MICH	11-59/5:28/6-14
		Karan Higdon	1 yd run (Nordin kick fail)
	1:45	MICH	8-67/3:20/13-14
		Ty Isaac	6 yd run (Nordin kick)
	0:53	PSU	7-75/0:52/13-21
		Trace McSorley	3 yd run
3rd	5:13	PSU	9-80/5:24/13-28
		Trace McSorley	13 yd run (T. Davis kick)
4th	13:11	PSU	2-46/0:32/13-35
		Saquon Barkley	42 yd pass from McSorley (T. Davis kick)
	7:53	PSU	4-48/1:57/13-42
		Trace McSorley	9 yd run (T. Davis kick)

TEAM STATS

	MICH	PSU
First Downs	16	25
Rushing Yards	103	224
Passing Yards	166	282
Passing (C-A-Int)	16-28-0	17-26-1
Total Offense	269	506
Plays	70	61
Fumbles (#-Lost)	2-1	0-0
Penalties (#-Yards)	6-59	1-10
Possession Time	32:56	27:04
3rd-Down Conv.	6-16	4-7
Red Zone	2-2	4-5
Touchdowns	2	4
Field goals	0	0

INDIVIDUAL STATISTICS

RUSHING

Michigan-Higdon, Karan 15-45; Isaac, Ty 6-36; Evans, Chris 4-17; McDoom, Eddie 1-8; Hill, Khalid 2-0; O'Korn, John 14-minus 3.

Penn State-Barkley, Saquon 15-108; McSorley, Trace 11-76; Sanders, Miles 6-25; Stevens, Tommy 1-11; Allen, Mark 1-5; TEAM 1-minus 1.

PASSING

Michigan-O'Korn, John 16-28-0-166.
Penn State-McSorley, Trace 17-26-1-282.

RECEIVING

Michigan-Perry, Grant 3-46; Peoples-Jones, Donovan 3-43; McDoom, Eddie 3-29; McKeon, Sean 3-11; Hill, Khalid 2-12; Crawford, Kekoa 1-23; Evans, Chris 1-2.

Penn State-Hamilton, DaeSean 6-115; Barkley, Saquon 3-53; Johnson, Juwan 3-30; Gesicki, Mike 2-52; Polk, Brandon 1-23; Robinson, Andre 1-5; Blacknall, Saeed 1-4.

TOP TACKLERS (T-UA-A)

Michigan-Kinnel, Tyree 7-4-3; Hudson, Khaleke 6-3-3; McCray, Mike 6-3-3; Hill, Lavert 6-3-3; Bush, Devin 6-2-4; Winovich, Chase 4-2-2.

Penn State-Cabinda, Jason 12-2-10; Farmer, Koa 7-1-6; Allen, Marcus 6-2-4; Bowen, Manny 6-1-5; Apke, Troy 4-3-1; Oruwariye, Amani 4-3-1; Haley, Grant 4-3-1; Campbell, Christian 4-3-1; Wade, Lamont 4-2-2; Givens, Kevin 4-1-3; Cothren, Parker 4-1-3; Buchholz, Ryan 4-1-3.



GAME 8

PENN STATE 38



vs.



39 OHIO STATE

OHIO STADIUM
FOX

OCT. 28, 2017
ATTN: 109,302



GAME RECAP

COLUMBUS, Ohio - No. 6 Ohio State rallied from 15 points down in the fourth quarter to defeat No. 2 Penn State, 39-38, in Ohio Stadium.

Penn State did not yield the lead until Ohio State's final score with 1:48 remaining, as Ohio State quarterback J.T. Barrett connected with Marcus Baugh on a 16-yard touchdown. The loss snapped the Nittany Lions' 15-game regular season and 13-game Big Ten winning streaks.

The Nittany Lions built a 21-3 lead by the early part of the second quarter, as Saquon Barkley returned the opening kickoff for a touchdown, Trace McSorley threw a touchdown pass and Barkley scored on a 36-yard rush. The Buckeyes were able to stay within striking distance though, and Barrett threw three touchdown passes in the fourth quarter, while Ohio State clamped down on defense, to win the game late. Barrett went 9-for-9 passing for 102 yards on two touchdown drives in the final five minutes.

First Quarter (Penn State 14, Ohio State 3)

Success in all three phases gave Penn State a two-touchdown lead within the first four minutes of the game, as Barkley returned the opening-kickoff 97 yards for a touchdown and then the Nittany Lion defense forced and recovered a fumble to setup a short touchdown drive.

Barkley's touchdown gave Penn State a 7-0 lead just 15 seconds into the game and on Ohio State's third play from scrimmage, Manny Bowen forced a fumble at the 50-yard line that Koa Farmer scooped up and returned 26 yards to the Ohio State 23.

Facing third-and-goal from the 13 on the ensuing possession, McSorley lobbed a pass to the back-right corner of the end zone, where DaeSean Hamilton hauled it in for a touchdown with 11:36 remaining in the quarter.

Both teams would trade punts before Ohio State got on the scoreboard with a 38-yard field goal with 4:38 remaining in the quarter. It was the first first-quarter score allowed by Penn State this season.

Second Quarter (Penn State 28, Ohio State 17)

The second quarter was even with both teams scoring a pair of touchdowns. Barkley and McSorley both scored rushing touchdowns for the Nittany Lions, as their kickoff return was a factor again. J.T. Barrett threw a touchdown and Mike Weber scored one on the ground for the Buckeyes.

Penn State started at its own 19 to start the second quarter after forcing a turnover on downs to end the first. It took just seven plays to score, as Barkley scampered down the sideline from 36 yards out. McSorley went 3-for-4 passing for 27 yards on the drive, and the Lions were also aided by a pass interference call.

Ohio State answered quickly with a five-play, 63-yard touchdown drive. A 36-yard pass to Austin Mack at the Penn State 16 keyed the drive, and Barrett found Terry McLaurin in the end zone just two plays later for a 14-yard touchdown pass, making 21-10 with 11:33 to go.

Penn State's kickoff return unit stepped up again on the ensuing kickoff. Looking to avoid Barkley, Ohio State kicked short to Farmer, but he returned it 59 yards to the Ohio State 23. McSorley capped the drive with a 6-yard touchdown run, diving for the pylon.

Ohio State responded again though, driving 75 yards on 10 plays. Mike Weber punched it into the end zone from 2 yards out, cutting the OSU deficit to 28-17 before halftime.

Third Quarter (Penn State 35, Ohio State 20)

Ohio State received the kickoff to open the half and scored a 36-yard field goal, pulling within eight with 11:37 to go in the quarter.

The Nittany Lions answered with a 10-play touchdown drive. McSorley kept the drive alive early with a 12-yard scramble on third-and-11, and then capped it with a 37-yard touchdown pass to DeAndre Thompkins. The touchdown was initially ruled an interception on the field as the defensive back came up with the ball, but it was overturned on video-review, as it was clear Thompkins controlled the ball to the ground.

Fourth Quarter (Ohio State 39, Penn State 38)

Ohio State outscored Penn State, 19-3, in the final frame to snatch the victory.

Penn State appeared to have a chance to put the game away early in the quarter with a fumble recovery by Shareef Miller at the Ohio State 42, but the Buckeyes forced a three-and-out and blocked the ensuing punt to setup a touchdown drive. Denzel Ward blocked the punt for Ohio State, and Dante Booker recovered it at the Penn State 47 and returned it 6 yards to the Penn State 41.

Barrett then found Johnnie Dixon wide-open over the middle for a 28-yard touchdown with 11:05 remaining, which cut Penn State's lead to 35-27.

The Nittany Lions answered with a 10-play, 64-yard field goal drive. Tyler Davis hit a 24-yard field goal down the middle to extend the Lion lead to 38-27 with 5:42 remaining.

Ohio State wasted no time finding the end zone again though, driving 76 yards in just 1:17. Starting at its own 24, Barrett completed four-straight passes to move the Buckeyes to the Penn State 30. Offsides and pass interference penalties on the next two plays spotted the ball at the 10, and Barrett connected with Dixon in the end zone for the touchdown with 4:20 remaining, making it a 38-33 game. The two-point conversion attempt failed.

Penn State only went backwards on offense, and the Buckeyes offense started at its own 42 with 3:07 remaining. The Buckeyes needed just 1:19 to find the end zone again, as Barrett was perfect on five-straight passes, eventually connecting with Marcus Baugh on a 16-yard touchdown for a 39-38 lead with 1:48 to go.

SCORING SUMMARY

	1	2	3	4	OT	F
PSU	14	14	7	3	-	38
OSU	3	14	3	19	-	39

1st	14:45	PSU	7-0
		Saquon Barkley 97 yd kickoff return (T. Davis kick)	
	11:36	PSU	5-23/1:56/14-0
		DaeSean Hamilton 13 yd pass from McSorley (T. Davis kick)	
	4:38	OSU	9-37/2:58/14-3
		Sean Nuernberger 38 yd field goal	
2nd	11:40	PSU	7-81/3:20/1-3
		Saquon Barkley 36 yd run (T. Davis kick)	
	9:32	OSU	5-63/2:01/21-10
		Terry McLaurin 14 yd pass from Barrett (Nuernberger kick)	
	8:06	PSU	2-23/1:08/28-10
		Trace McSorley 6 yd run (T. Davis kick)	
	4:56	OSU	10-75/3:10/28-17
		Mike Weber 2 yd run (Nuernberger kick)	
3rd	11:37	OSU	10-57/3:23/28-20
		Sean Nuernberger 36 yd field goal	
	7:25	PSU	10-70/4:09/35-20
		DeAndre Thompkins 37 yd pass from McSorley (T. Davis kick)	
4th	11:05	OSU	2-47/0:34/35-27
		Johnnie Dixon 38 yd pass from Barrett (Nuernberger kick)	
	5:42	PSU	10-64/5:18/38-27
		Tyler Davis 24 yd field goal	
	4:20	OSU	5-76/1:17/38-33
		Johnnie Dixon 10 yd pass from Barrett (Dixon rush failed)	
	1:48	OSU	5-58/1:19/38-39
		Marcus Baugh 16 yd pass from Barrett (Barrett rush failed)	

TEAM STATS

	PSU	OSU
First Downs	17	27
Rushing Yards	91	201
Passing Yards	192	328
Passing (C-A-Int)	17-29-0	33-39-0
Total Offense	283	529
Plays	64	78
Fumbles (#-Lost)	0-0	2-2
Penalties (#-Yards)	9-73	10-79
Possession Time	30:53	29:07
3rd-Down Conv.	7-15	5-12
Red Zone	3-3	6-6
Touchdowns	2	4
Field goals	1	2

INDIVIDUAL STATISTICS

RUSHING

Penn State-McSorley, Trace 13-49; Barkley, Saquon 21-44; TEAM 1-minus 2.
Ohio State-Barrett, J.T. 17-95; Dobbins, J.K. 13-88; Weber, Mike 7-21; TEAM 2-minus 3.

PASSING

Penn State-McSorley, Trace 17-29-0-192.
Ohio State-Barrett, J.T. 33-39-0-328.

RECEIVING

Penn State-Gesicki, Mike 6-57; Barkley, Saquon 4-23; Johnson, Juwan 3-29; Thompkins, DeAndre 2-49; Blacknall, Saeed 1-21; Hamilton, DaeSean 1-13.
Ohio State-Hill, K.J. 12-102; Mack, Austin 6-90; Weber, Mike 5-9; Dixon, Johnnie 3-56; McLaurin, Terry 2-34; Baugh, Marcus 2-20; Saunders, C.J. 1-13; Campbell, Parris 1-5; Dobbins, J.K. 1-minus 1.

TOP TACKLERS (T-UA-A)

Penn State-Allen, Marcus 10-9-1; Bowen, Manny 9-7-2; Apke, Troy 8-6-2; Cabinda, Jason 7-3-4; Farmer, Koa 7-3-4; Campbell, Christian 6- 3-3.
Ohio State-Fuller, Jordan 9-8-1; Baker, Jerome 7-4-3; Worley, Chris 5-3-2; Booker, Dante 5-3-2; Hubbard, Sam 4-3-1; Sheffield, Kendall 4-1-3; Landers, Robert 3-2-1.



GAME 9

PENN STATE 24



vs.



27 MICHIGAN STATE

SPARTAN STADIUM
FOX

NOV. 4, 2017
ATTN: 71,605



GAME RECAP

EAST LANSING, Mich. - No. 7 Penn State entered the fourth quarter with a three-point lead, but a pair of fourth-quarter field goals from No. 24 Michigan State lifted the Spartans to a 27-24 victory inside of Spartan Stadium.

The passing games thrived for both squads, even with the wet conditions and a nearly 3 1/2 hour weather delay midway through the second quarter, as neither running game could find its footing.

Quarterback Trace McSorley piled up the second-highest passing yardage total of his career, completing 26-of-47 passes for 381 yards and three touchdowns. McSorley's 381 passing yards were just shy of his career-high 384-yard effort in the Big Ten Championship Game last season.

McSorley found eight different receivers in the game, with DaeSean Hamilton (112 yards) and DeAndre Thompkins (102 yards) each accounting for over 100 yards receiving. The yardage total was a career high for Thompkins, marking his first career 100-yard receiving game.

Michigan State's Brian Lewerke was not to be undone in the game, as he completed 33-of-56 passes for 400 yards and two touchdowns to rally the Spartans to victory. Felton Davis caught a game-high 12 passes for 181 yards and one touchdown for Michigan State. LJ Scott ran for 43 yards and a touchdown, while Matt Coghlin connected on both of his field goal attempts in the Spartans' win.

First Quarter (Penn State 14, Michigan State 7)

Penn State's offense started rolling on its second possession, driving 92 yards for a touchdown on seven plays in exactly three minutes. McSorley went 5-for-5 passing for 70 yards on the drive, capping it with a 31-yard touchdown pass to Hamilton. Hamilton started the drive with a 23-yard reception, and McSorley got help in the passing game from Saquon Barkley, as the running back took a direct snap and zipped a 20-yard throw over the middle to Mike Gesicki to the Michigan State 42. Thompkins then hauled in an 11-yard catch to the 31 to setup the touchdown strike.

Michigan State answered with a touchdown drive to tie the game at 7-7 with 3:28 to go in the first quarter. The Spartans started at their own 48 after a 28-yard kickoff return by Connor Heyward and a 15-yard personal foul penalty on Penn State, and moved deep into Penn State territory on consecutive completions of 18 (Darrell Stewart) and 17 (Davis) yards. After penalties on both teams, Michigan State ended up with first-and-goal at the 17. However, Lewerke found Davis for 10 yards to the 7, and then Stewart made a contested catch in the end zone for the touchdown.

The Nittany Lions regained the lead on their next possession, once again moving the ball predominantly through the air. Hamilton keyed the drive with catches of 17 and 19 yards, with the latter advancing the Lions to the MSU 29. Penn State decided to go for it on fourth-and-8 from the MSU 27, and the gamble paid off as McSorley tossed a short pass to Saeed Blacknall on the left sideline,

who broke a tackle to pick up the first down and then broke two more tackles to get all the way to the end zone.

Second Quarter (Penn State 14, Michigan State 14)

With 7:58 remaining in the half, lightning was detected in the area, resulting in a 3 hour and 22 minute delay. The Spartans came out of the delay and gained 3 yards on their first play to bring up fourth-and-1 from the PSU 34. Going for it, Koa Farmer and Kevin Givens met MSU's Scott for no gain to force the turnover on downs.

After a three-and-out by the Nittany Lions, Michigan State covered 69 yards on just five plays to knot the score at 14. After a short gain on the first play of the drive, a pass interference call moved the sticks for the Spartans. MSU was pushed to third down again before converting on third-and-3 with a 15-yard pass from Lewerke to Gerald Holmes. On the next snap, Lewerke found Felton for a diving 33-yard grab in the end zone.

Third Quarter (Penn State 24, Michigan State 21)

A pair of punts opened the third quarter, before Michigan State continued to show a propensity for converting on third-and-long on its way to taking a 21-14 lead. Facing third-and-18 from its own 19, Lewerke found Davis for 36 yards and a first down. After netting minus-1 yards on the next two plays, Lewerke connected with Hunter Rison for 26 yards and the duo followed that with a 17-yard connection to bring up first-and-goal from the PSU 3. Smith plunged into the end zone on the next play to give the Spartans their first lead of the game, 21-14.

Penn State would regain the lead though before the end of the quarter by making the next two scores. The Lions answered with a 12-play, 71-yard field goal drive. The Penn State defense then forced a three-and-out on the next Spartan possession, and McSorley found a wide-open Thompkins down the left sideline for a 70-yard touchdown connection on the first play of the drive.

Fourth Quarter (Michigan State 24, Penn State 24)

Another nice kickoff return by Heyward, coupled with another Penn State personal foul penalty gave MSU the ball at its own 41 yard line to start, and the favorable field position setup a field goal drive that tied the game for the third time, 24-24.

McSorley and Lewerke exchanged interceptions on the next two drives and Penn State's final drive ended on fourth down, handing the ball back to the Spartans with 4:05 left on the clock at the Penn State 19-yard line. On the final drive, Scott picked up a pair of first downs on the ground within the first five plays of the drive, before Penn State forced a third-and-4 at its own 37. A nice play by Tariq Castro-Fields broke up the Lewerke pass attempt, but a roughing the passer on Marcus Allen gave Michigan State a first down. Scott rushed twice more for 6 yards and Coghlin piped a 34-yarder as time expired to hand Penn State its second-straight setback.

SCORING SUMMARY

	1	2	3	4	OT	F
PSU	14	0	10	0	-	24
MSU	7	7	7	6	-	27

1st	5:40	PSU	7-92/3:00/7-0
		DaeSean Hamilton	31 yd pass from McSorley (T. Davis kick)
	3:28	MSU	4-52/2:07/7-7
		Darrell Stewart	7 yd pass from Lewerke (Coghlin kick)
	0:42	PSU	9-75/2:46/14-7
		Saeed Blacknall	27 yd pass from McSorley (T. Davis kick)
2nd	3:54	MSU	5-69/2:24/14-14
		Felton Davis	33 yd pass from Lewerke (Coghlin kick)
3rd	7:25	MSU	10-91/5:10/14-21
		LJ Scott	3 yd run (Coghlin kick)
	2:11	PSU	12-71/5:08/17-21
		Tyler Davis	26 yd field goal
	00:00	PSU	1-70/0:05/24-21
		DeAndre Thompkins	70 yd pass from McSorley (T. Davis kick)
4th	10:56	MSU	11-45/3:59/24-24
		Matt Coghlin	32 yd field goal
	0:00	MSU	10-53/4:05/24-27
		Matt Coghlin	34 yd field goal

TEAM STATS

	PSU	MSU
First Downs	22	25
Rushing Yards	65	74
Passing Yards	401	400
Passing (C-A-Int)	27-48-3	33-56-1
Total Offense	466	474
Plays	69	80
Fumbles (#-Lost)	0-0	2-2
Penalties (#-Yards)	7-86	8-87
Possession Time	25:51	34:09
3rd-Down Conv.	4-12	10-18
Red Zone	1-1	4-4
Touchdowns	1	2
Field goals	1	2

INDIVIDUAL STATISTICS

RUSHING

Penn State-Barkley, Saquon 14-63; McSorley, Trace 7-2.
Michigan State-Scott, LJ 14-43; Lewerke, Brian 7-25;
Holmes, Gerald 3-6.

PASSING

Penn State-McSorley, Trace 26-47-3-381; Barkley, Saquon 1-1-0-20.
Michigan State-Lewerke, Brian 33-56-1-400.

RECEIVING

Penn State-Gesicki, Mike 8-89; Hamilton, DaeSean 7-112;
Thompkins, DeAndre 4-102; Barkley, Saquon 3-33;
Johnson, Juwan 2-27; Blacknall, Saeed 1-27; Holland, Jonathan 1-7; Charles, Irvin 1-4.
Michigan State-Davis, Felton 12-181; Stewart, Darell 5-65;
White, Cody 5-51; Scott, LJ 4-9; Rison, Hunter 3-52;
Sokol, Matt 2-15; Holmes, Gerald 1-15; Dotson, Matt 1-12.

TOP TACKLERS (T-UA-A)

Penn State-Apke, Troy 8-5-3; Farmer, Koa 8-4-4; Bowen, Manny 7-0-7; Haley, Grant 5-3-2; Allen, Marcus 5-2-3;
Campbell, Christian 4-1-3; Givens, Kevin 4-1-3; Cabinda, Jason 4-0-4.
Michigan State-Willis, Khari 11-9-2; Scott, Josiah 6-5-1; Bachie, Joe 6-3-3; Stallworth, Kyonta 6-2-4; Dowell, Andrew 6-1-5; Willekes, Kenny 5-0-5; Dowell, David 4-2-2.



GAME 10

RUTGERS 6



vs.



35 PENN STATE

BEAVER STADIUM
BTN

NOV. 11, 2017
ATTN: 107,531



GAME RECAP

UNIVERSITY PARK, Pa. – No. 14 Penn State held Rutgers to 200 yards of total offense to extend its home winning streak to 13 games with a 35-6 Homecoming-victory.

Penn State quarterback Trace McSorley was responsible for three touchdowns, throwing for two and running for one to become Penn State's sole leader in career touchdowns responsible for with 68, while running back Saquon Barkley added a pair of touchdown runs and set the Penn State all-purpose career yards record with 5,055 in his three seasons. The Nittany Lions had a slower than usual start, failing to score first and failing to score in the first quarter for the first time this season, but they did not look back after falling behind 6-0 in the second quarter, scoring the final 35 points in the game.

The Lions had a historic effort on defense, as the 43 passing yards allowed were their fewest allowed in a Big Ten Conference game in program history, besting their record of 48 yards set at Rutgers last season. Jason Cabinda and Brandon Smith led the team in tackles, making 11 and 10, respectively.

First Quarter (Rutgers 3, Penn State 0)

An unfortunate bounce put Penn State in an early hole. Saquon Barkley attempted to field a short kickoff inside the Penn State 20 on a bounce, but the ball bounced away from him and Rutgers was able to recover it at the 21. The Penn State defense forced a three-and-out, and Andrew Harte converted a 33-yard field goal for an early lead. The rest of the quarter was scoreless.

Second Quarter (Penn State 14, Rutgers 6)

Harte converted a 25-yard field goal with 11:16 remaining in the quarter, capping a 15-play, 57-yard scoring drive that consumed 7 minutes, 45 seconds on the clock.

The Penn State offense found its rhythm on the ensuing drive though, driving 65 yards on just four plays to take a 7-6 lead with 9:32 remaining in the half. After the Rutgers kickoff went out of bounds, McSorley opened the drive with 19-yard completion to tight end Mike Gesicki over the middle to the Rutgers 46, and then after a 1-yard Barkley rush, McSorley found Hamilton in between defenders down the left sideline for 25 yards to the Rutgers 20. McSorley then kept the ball himself, pulling it from Barkley and weaving his way 20 yards to the end zone to become the Penn State career leader in touchdowns responsible for.

Rutgers went three-and-out twice and Penn State once before the Nittany Lions assembled another touchdown drive before the half. The Lions reached midfield on a 17-yard completion to Juwan Johnson on third-and-3, and McSorley and Johnson then converted another third down, with McSorley throwing on the run to Johnson for 10 yards to the Rutgers 37 on third-and-7. McSorley continued to target Johnson, throwing to him deep down the left sideline and drawing a pass interference penalty to gain 15 yards to

the Rutgers 22. McSorley then hit Hamilton on a post route in the end zone for a 22-yard touchdown with 1:13 on the clock. Davis' extra point gave Penn State a 14-6 lead.

Third Quarter (Penn State 28, Rutgers 6)

Rutgers received the opening kickoff but Lamont Wade forced a fumble that Garrett Taylor recovered at the Rutgers 23. Penn State was unable to take advantage of the field position though as Dacoven Bailey sacked McSorley for a loss of 12 yards to the Rutgers 36, forcing a punt.

The Nittany Lions forced a three-and-out, as well, and took over at their own 45. McSorley connected with Johnson for 17 yards on the first play to move to the Rutgers 38. The Lions then used some trickery on third-and-9 from the 15, as McSorley dumped the ball off to Hamilton 3 yards behind the line, and Hamilton then pitched it back to Barkley at the 22 on a hook-and-ladder, and Barkley carried it to the 1-yard line. Barkley walked into the end zone on second-and-goal to extend the advantage to 21-6.

Penn State then received favorable field position following the Scarlet Knights' ensuing possession after Jason Cabinda dropped Rutgers tight end Jerome Washington for a loss of 2 yards on fourth-and-2, giving the Nittany Lion offense the ball at the Rutgers 46. It took Penn State just four plays to score, as McSorley rushed for 8 yards on first down, and then connected with Johnson for consecutive completions of 25 and 9 yards, respectively, to the Rutgers 4. Barkley broke through into the end zone on the next play for a touchdown and 28-6 lead with 1:42 on the clock.

Fourth Quarter (Penn State 35, Rutgers 6)

Gesicki tied Penn State's all-time tight end touchdown reception record with a 16-yard score with 5:07 remaining. It capped a nine-play, 64-yard drive highlighted by a 17-yard completion to Brandon Polk the play prior.

SCORING SUMMARY

	1	2	3	4	OT	F
RU	3	3	0	0	-	6
PSU	0	14	14	7	-	35

1st	12:48	RU		4-7/2:12/3-0
				Andrew Harte 33 yd field goal
2nd	11:16	RU		15-57/7:45/6-0
				Andrew Harte 25 yd field goal
	9:32	PSU		4-65/1:44/6-7
				Trace McSorley 20 yd rush (T. Davis kick)
	1:13	PSU		7-74/3:26/6-14
				DaeSean Hamilton 22 yd Pass from McSorley (T. Davis kick)
3rd	6:00	PSU		9-55/4:50/6-21
				Saquon Barkley 1 yd run (T. Davis kick)
	1:42	PSU		4-46/2:11/6-28
				Saquon Barkley 4 yd run (T. Davis kick)
4th	6:52	PSU		9-62/5:00/6-35
				Mike Gesicki 16 yd pass from McSorley (T. Davis kick)

TEAM STATS

	RU	PSU
First Downs	10	18
Rushing Yards	157	90
Passing Yards	43	214
Passing (C-A-Int)	7-20-0	16-21-0
Total Offense	200	304
Plays	59	52
Fumbles (#-Lost)	1-1	0-0
Penalties (#-Yards)	4-41	4-20
Possession Time	32:29	27:31
3rd-Down Conv.	3-15	4-9
Red Zone	2-3	4-4
Touchdowns	0	4
Field goals	2	0

INDIVIDUAL STATISTICS

RUSHING

Rutgers-Martin, Robert 11-71; Edwards, Gus 13-43; Rescigno, Giovanni 12-39; Blackshear, Raheem 2-6; Washington, Jerome 1-minus 2.
Penn State-McSorley, Trace 13-44; Barkley, Saquon 14-35; Sanders, Miles 2-18; TEAM 2-minus 7.

PASSING

Rutgers-Rescigno, Giovanni 7-20-0-43.
Penn State-McSorley, Trace 16-21-0-214.


RECEIVING

Rutgers-Griffin-Stewart, Nakia 2-19; Jabbie, Mohamed 1-12; Bailey, Dacoven 1-4; Melton, Bo 1-4; Washington, Jerome 1-3; Edwards, Gus 1-1.
Penn State-Johnson, Juwan 5-78; Gesicki, Mike 4-45; Hamilton, DaeSean 3-40; Blacknall, Saeed 2-14; Barkley, Saquon 1-20; Polk, Brandon 1-17.

TOP TACKLERS (T-UA-A)

Rutgers-Roberts, Deonte 9-4-5; Hester, Kiy 5-2-3; Hayes, Damon 4-3-1; Wharton, Isaiah 4-2-2; Russell, Brandon 4-1-3; Wilkins, Kevin 4-1-3; Morris, Trevor 3-1-2; Davis, Darnell 3-1-2; Onyechi, CJ 3-1-2; Bateky, Jon 3-1-2.
Penn State-Cabinda, Jason 11-2-9; Smith, Brandon 10-4-6; Monroe, Ayron 7-1-6; Scott, Nick 4-2-2; Wade, Lamont 4-1-3; Johnson, Jan 4-0-4; Allen, Marcus 3-3-0; Simmons, Shane 3-1-2; Gross-Matos, Yetur 3-0-3.





MARCUS ALLEN

2

Safety | 6-2 | 205
Senior/Senior
Upper Marlboro, Md./Dr. Henry Wise
Major: Broadcast Journalism

» **CAREER NOTES & RECORDS**

NCAA: Is tied for No. 21 among active FBS defenders with 309 career tackles.

Career: Is just the sixth Nittany Lion to reach the 300-tackle mark in a career...Ranks No. 6 on Penn State's career tackles chart with 308 stops, trailing Brian Gelzheiser (315; 1991-94) for No. 5...Owns nine career double-digit tackle games (two in 2014, two in 2015, three in 2016, two in 2017)...Blocked the field goal attempt vs. Ohio State, which was picked up and returned for a touchdown by Grant Haley, the first blocked field goal returned for a touchdown in Penn State history.

» **2017**

Awards: Named a semifinalist for the Jim Thorpe Award, along with teammate Grant Haley...Selected as a quarterfinalist for the Lott IMPACT Trophy, along with teammate Jason Cabinda...Earned the Lott IMPACT Trophy Player of the Week on Sept. 12 after piling up 13 tackles vs. Pittsburgh...Named to the Paycom Jim Thorpe Award weekly honor roll on Sept. 13 for his efforts vs. Pittsburgh...Earned *Pro Football Focus* Big Ten Team of the Week following his effort vs. Indiana (9/30)...Selected to the preseason watch list for the Bednarik Award, Lott IMPACT Trophy, Nagurski Trophy and Thorpe Award...Selected preseason first-team All-American by *Sporting News*...Earned preseason third-team All-America from *Athlon Sports* and *Pro Football Focus*.

Season: Started 10 games...Selected team captain prior to the season.

Akron (9/2): Totaled three tackles, all in the first half...Combined with Christian Campbell on a first-quarter tackle for loss...Notched one pass breakup...Part of a defense that logged 14.0 tackles for loss, the most since recording 15.0 vs. Temple in 2015...One of eight players to be a part of three-straight seasons with a shutout (Illinois, 2015; at Rutgers, 2016; Akron, 2017), marking the longest such streak since a three-year span from 1989-91...Part of a defense that logged a season-opening shutout for the first time since 2007 (FIU, 59-0). **Pittsburgh (9/9):** Owned a game-high 13 stops, including 10 solo...Logged a fourth-quarter tackle for loss, taking down Pittsburgh running back Darrin Hall for a safety, the first Penn State safety since 2010 (Devon Still, vs. Minnesota)...Added one pass breakup...Selected as the coaching staff's Co-Defensive Player of the Week with Grant Haley. **Georgia State (9/16):** Grabbed the first interception of his career in the second quarter and returned it 50 yards...Added three tackles, all coming in the first half...A part of a unit that posted its second shutout of the season, marking the first time since 2009 a Nittany Lion defense posted two shutouts in a single season...Helped Penn State force five turnovers (three interceptions, two fumble recoveries), the first time since forcing five turnovers last season at Indiana (five fumble recoveries)...Part of a secondary that nabbed three interceptions in a game for the first time since doing so at Maryland in 2015...Named the coaching staff's Defensive Player of the Week. **at Iowa (9/23):** Forced an Iowa fumble - recovered by Grant Haley - by knocking the ball loose near midfield, which led to a Saquon Barkley 8-yard touchdown run...Notched five tackles...Totaled a career-high 2.0 tackles for loss, including Penn State's lone sack - a fourth-quarter takedown of Nate Stanley...Added a second-quarter solo TFL to bring up a third-and-long and eventually force an Iowa punt. **Indiana (9/30):** Tallied six tackles...Combined with Jason Cabinda on a second-quarter tackle for loss...Forced a fumble in the third quarter, which was recovered by Parker Cothren, and led to a Penn State touchdown...Added one pass breakup. **at Northwestern (10/7):** Made five stops. **Michigan (10/21):** Logged six stops...Added one quarterback hurry...Part of a defense that held the Wolverines scoreless over the final 40:03 of the game. **at Ohio State (10/28):** Boasted a game-high 10 tackles, including nine solo stops. **at Michigan State (11/4):** Totaled five tackles. **Rutgers (11/11):** Posted three stops...Part of a defense that allowed just 43 passing yards, the fewest in a game since giving up 32 vs. Army (2015)...The 43 passing yards are the fewest allowed by Penn State in Big Ten play...Held Rutgers to just seven pass completions, the second-fewest allowed by the Nittany Lions in a Big Ten game.

» **2017 GAME-BY-GAME**

Tackles (Solo-Assisted-Total)

AKRON 0-3-3; PITTSBURGH 10-3-13; GEORGIA STATE 2-1-3; at Iowa 4-1-5; INDIANA 2-4-6; at Northwestern 2-3-5; MICHIGAN 2-4-6; at Ohio State 9-1-10; at Michigan State 2-3-5; RUTGERS 3-0-3.

» **ALLEN'S CAREER STATISTICS & GAME HIGHS**

	UA-A	TK	FF	FR	I	PBU	SACK	TFL
2014	35-23	58	-	-	-	3	1.0-11	2.0-13
2015	43-38	81	2	1	-	2	1.0-9	5.0-19
2016	57-53	110	1	2	-	3	-	6.0-15
2017	36-23	59	2	-	1	3	1.0-4	4.0-12
CAREER	171-137	308	5	3	1	11	3.0-24	17.0-59

Tackles 22; Minnesota, 10/1/16
Sacks 1.0; Three Times: Last at Iowa, 9/23/17
Tackles for Loss 2.0; at Iowa, 9/23/17
Forced Fumbles 1; Five Times: Last Indiana, 9/30/17
Fumble Recoveries 1; Three Times: Last at Indiana, 11/12/16
Interceptions 1; Georgia State, 9/16/17
Pass Breakups 2; Twice: Last at Michigan, 9/24/16
Blocked Kicks 1 (FG); Ohio State, 10/22/16
Safety 1; Pittsburgh, 9/9/17



MARK ALLEN

8

Running Back | 5-6 | 185
Graduate/Junior
Hyattsville, Md./DeMatha
Major: Management & Organizational Leadership (master's)

» **2017**

Season: Appeared in four games.

Georgia State (9/16): Carried twice for 9 yards, including a long run of 8 yards...Returned one punt for 10 yards. **at Northwestern (10/7):** Carried the ball twice for 4 yards in the fourth quarter. **Michigan (10/21):** Gained 5 yards on one carry.

» **2017 GAME-BY-GAME**

Rushing (Carries-Yards-TD)

AKRON DNP; PITTSBURGH DNP; GEORGIA STATE 2-9-0; at Iowa 0-0-0; INDIANA DNP; at Northwestern 2-4-0; MICHIGAN 1-5-0; at Ohio State DNP; at Michigan State DNP; RUTGERS DNP.

» **ALLEN'S CAREER OFFENSIVE STATISTICS & GAME HIGHS**

	Att.-Yds.	Avg.	TD	LG	Rec.-Yds.	Avg.	TD	LG
2015	27-98	3.6	1	28	4-44	11.0	1	16
2016	29-115	4.0	1	17	4-24	6.0	1	27
2017	5-18	3.6	-	8	-	-	-	-
CAREER	61-231	3.8	2	28	8-68	8.5	2	27

Rushing attempts 8; Indiana, 10/10/15
Rushing Yards 45; Indiana, 10/10/15
Rushing Touchdowns 1; Twice: Last at Purdue, 10/29/16
Longest Rush 28 yards; Indiana, 10/10/15

Receptions 2; Indiana, 10/10/15
Receiving Yards 29; San Diego State, 9/26/15
Receiving Touchdowns 1; Twice: Last at Rutgers, 11/19/16
Longest Reception 27 yards; at Rutgers, 11/19/16

» **2017 GAME-BY-GAME**


Punt Returns (Returns-Yards-TD-YPR)

AKRON DNP; PITTSBURGH DNP; GEORGIA STATE 1-10-0-10.0; at Iowa 0-0-0-0.0; INDIANA DNP; at Northwestern 0-0-0-0.0; MICHIGAN 0-0-0-0.0; at Ohio State DNP; at Michigan State DNP; RUTGERS DNP.

» **ALLEN'S CAREER PUNT RETURN STATISTICS & GAME HIGHS**

	No.	Yds.	Avg.	TD	LG
2015	5	33	6.6	-	14
2016	-	-	-	-	-
2017	1	10	10.0	-	10
CAREER	1	10	10.0	-	10

Punt Returns 4; at Temple, 9/5/15
Punt Return Yards 33; at Temple, 9/5/15
Long Punt Return 14 yards; at Temple, 9/5/15



TROY APKE

28

Safety | 6-1 | 200
Senior/Senior
Mt. Lebanon, Pa./Mt. Lebanon
Major: Criminology

» **2017**

Awards: Earned *Pro Football Focus* Big Ten Team of the Week honors on Sept. 12 after collecting an interception and five tackles vs. Pittsburgh.

Season: Started 10 games...Blocked his first career kick on a field goal attempt in the fourth quarter at Iowa (9/23).

Akron (9/2): Recorded three tackles, including one solo stop, all coming in the first half...Had one punt return for three yards in the fourth quarter, his first career punt return...One of eight players to be a part of three-straight seasons with a shutout (Illinois, 2015; at Rutgers, 2016; Akron, 2017), marking the longest such streak since a three-year span from 1989-91...Part of a defense that logged a season-opening shutout for the first time since 2007 (FIU, 59-0). **Pittsburgh (9/9):** Made five stops, including four solo...Collected his second career interception in the second quarter...Added a quarterback hurry in the third quarter. **Georgia State (9/16):** Totaled three tackles...Added one pass breakup...A part of a unit that posted its second shutout of the season, marking the first time since 2009 a Nittany Lion defense posted two shutouts in a single season. **at Iowa (9/23):** Blocked his first career kick on a fourth-quarter field goal attempt...Logged four tackles - three solo. **Indiana (9/30):** Totaled four tackles. **at Northwestern (10/7):** Made five tackles - all solo. **Michigan (10/21):** Had four tackles...Made a solo tackle for loss on a third-down tight end screen pass in the first quarter to force a punt...Part of a defense that held the Wolverines scoreless over the final 40:03 of the game. **at Ohio State (10/28):** Notched a career-high eight tackles, including six solo...Tied his career high with 1.0 tackle for loss, a solo stop behind the line of scrimmage on a swing pass in the second quarter...Also broke up one pass to tie a career high. **at Michigan State (11/4):** Tied his career high with eight tackles, including five solo...Added one pass breakup and one quarterback hurry. **Rutgers (11/11):** Made two stops...Part of a defense that allowed just 43 passing yards, the fewest in a game since giving up 32 vs. Army (2015)...The 43 passing yards are the fewest allowed by Penn State in Big Ten play...Held Rutgers to just seven pass completions, the second-fewest allowed by the Nittany Lions in a Big Ten game.

» **2017 GAME-BY-GAME**

Tackles (Solo-Assisted-Total)


AKRON 1-2-3; PITTSBURGH 4-1-5; GEORGIA STATE 2-1-3; at Iowa 3-1-4; INDIANA 2-2-4; at Northwestern 5-0-5; MICHIGAN 3-1-4; at Ohio State 6-2-8; at Michigan State 5-3-8; RUTGERS 2-0-2.

» **APKE'S CAREER STATISTICS & GAME HIGHS**

	UA-A	TK	FF	FR	I	PBU	SACK	TFL
2014	2-0	2	-	-	-	-	-	-
2015	14-12	26	1	-	-	1	-	-
2016	11-17	28	-	1	1	-	-	-
2017	32-14	46	-	-	1	3	-	2.0-13
CAREER	59-43	102	1	1	2	4	-	2.0-13

Tackles 8; Twice: Last at Michigan State, 11/4/17
Tackles for Loss 1.0; Twice: Last at Ohio State, 10/19/17
Forced Fumbles 1; Rutgers, 9/19/15
Fumble Recoveries 1; Michigan State, 11/26/16
Interceptions 1; Twice: Last Pittsburgh, 9/9/17
Long Interception Return 10 yards; Iowa, 11/5/16
Pass Breakups 1; Four Times: Last at Michigan State, 11/4/17
Blocked Kicks 1 (FG); at Iowa, 9/23/17

NOTE: Has one career punt return, a 3-yard return vs. Akron in 2017.



JOE ARCANGELO

41

Tight End | 6-4 | 252
Junior/Sophomore
Clarks Summit, Pa./Abington Heights
Major: Economics

» **2017**

Season: Appeared in one game...Made his Penn State debut vs. Georgia State (9/16)...One of 24 student-athletes to make their collegiate debut in 2017.

Georgia State (9/16): Made his Penn State debut.



ALEX BARBIR 90
 Kicker | 5-9 | 193
 Sophomore/Freshman
 Cumming, Ga./South Forsyth
 Major: Division of Undergraduate Studies

» 2017

Season: Appeared in two games...Made collegiate debut vs. Akron (9/2)...One of 24 student-athletes to make their collegiate debut in 2017... One of 17 freshmen (14 redshirt, 3 true) to appear in 2017.

Akron (9/2): Made collegiate debut in the third quarter...Had two kickoffs for an average of 56.5 yards. **Georgia State (9/16):** Hit three kickoffs for an average of 63.7 yards.

» BARBIR'S CAREER KICKOFF STATISTICS

	No.	Yds	AVG	TB	OB
2017	5	304	60.8	-	2
CAREER	5	304	60.8	-	2



SAQUON BARKLEY 26
 Running Back | 5-11 | 228
 Junior/Junior
 Coplay, Pa./Whitehall
 Major: Journalism

» CAREER NOTES & RECORDS

NCAA: Is the active FBS leader in all-purpose yards per game (144.43)... Ranks No. 3 among active offensive players in scoring per game (7.9), which sits No. 17 among overall active FBS scorers...Ranks tied for No. 5 on the active FBS list in total touchdowns (46)... Is No. 8 on the all-purpose yards (5,055) list among active FBS players and is 1-of-2 non-senior on among the top-15...Ranks No. 11 among active FBS players in all-purpose total plays (725), and is one of just two non-seniors among the top-15...Is No. 12 nationally among active players in total rushing touchdowns (36)... Is No. 12 among active FBS players in rushing yards per game (99.2)...Sits No. 13 on the active FBS rushing yards list (3,471)...Is tied for No. 14 in kickoff return touchdowns (2)...Ranks No. 26 nationally among active scorers with 276 total points.

Career: Is the Penn State career all-purpose yards leader with 5,055 yards...Is 1-of-2 Nittany Lions to reach the 5,000 all-purpose yard mark and the ninth player in school history to eclipse the 4,000 all-purpose yard mark...Set the school record with a touchdown scored in 15-straight games, a streak that began at Purdue (10/29/16) and ended at Michigan State (11/4/17)...Is the only player in Penn State history and just the fourth in Big Ten student-athlete to gain 3,000 rushing and 1,000 receiving yards in a career...The lone Nittany Lion with rush and reception of 80-plus yards in a career...Became the seventh player in Penn State history to reach 3,000 yards rushing in a career...Ranks No. 2 on Penn State's career rushing list with 3,471 yards, trailing Evan Royster (3,932; 2007-10) for the program record...Is just the eighth player in Penn State history with multiple 1,000-yard rushing seasons...Sits tied for No. 3 on the career rushing touchdowns chart (36), with Curtis Enis (36; 1995-97), trailing only Lydell Mitchell (38; 1969-71)...Ranks tied for No. 8 with 13 career 100-yard games (five in 2015, five in 2016, three in 2017), including three 200-yard efforts (two in 2016, one in 2017)...Owns the career record for receiving yards by a running back with 1,087 yards, passing Tony Hunt's mark of 799 yards (2003-06) vs. Georgia State (9/16/17), doing so with 26 fewer receptions...Was the 30th Nittany Lion and first running back in PSU history to top the 1,000-yard receiving mark...Joins teammates Mike Gesicki and DaeSean Hamilton as the second RB/WR/TE trio to eclipse 1,000 career receiving yards in Big Ten history (Purdue, 1982-85: WR Steve Griffin, 2,234 yards; RB Rodney Carter, 1,814 yards; TE Marty Scott, 1,247 yards)...Ranks No. 25 on Penn State career receiving yards list with 1,067 yards...Is No. 5 in Penn State history with 264 career points scored...His 264 points are the most in Penn State history by a non-kicker, passing Lydell Mitchell's 246 points from 1969-71 vs. Michigan (10/21/17)...His 46 touchdowns scored are the most by a Penn Stater, surpassing Mitchell's 41 touchdowns from 1969-71...Has 103 rushes of 10 or more yards in his career (34 in 2015, 46 in 2016, 23 in 2017)...Owns 10 multi-rushing touchdown games in his career (two in 2015, four in 2016, six in 2017)... Has 14 multi-touchdown games (two in 2015, six in 2016, six in 2017)...

Had a streak of 14 consecutive games with at least one rush of 20 yards snapped at Rutgers (11/19/16), a streak that was the second-longest in college football in the last 20 years (19 - LaMichael James, Oregon [2008-10])...Owns five career Big Ten Offensive Player of the Week honors (two in 2016, three in 2017), which ranks tied for No. 9 in Big Ten history...Has two Big Ten Special Teams Player of the Week (both in 2017)...Earned Big Ten Freshman of the Week twice in 2015.

Season: Is tied for the program single season record with two kickoff return touchdowns, equaling the marks of Chuck Peters (1940), Curt Warner (1980) and Derrick Williams (2008)...Ranks No. 3 on the single season all-purpose yards list with 1,846 yards in 2017...Is one of only three Penn Staters to reach the 1,500-all-purpose yard mark twice in a career... Finished No. 5 on Penn State's single-season rushing yardage chart with 1,496 yards in 2016...Broke the sophomore rushing record formerly held by Evan Royster (1,236; 2008) with 1,496 yards in 2016...Owns the sophomore scoring record and ranked No. 4 on the single-season scoring list with 132 points, passing Kevin Kelly's sophomore mark of 96 points (2006)...Barkley and Tyler Davis (128) became the first set of teammates to score 100 points in the same season in Penn State history...Broke the sophomore rushing touchdowns record with his 14th score of 2016 at Rutgers (11/19) in the third quarter and finished with 18 rushing scores... Became the first Nittany Lion since Zach Zwinak (12; 2013) to score 10-plus touchdowns in a season...His 22 overall touchdowns (18 rushing, 4 receiving) are No. 4 on the single-season charts...The 22 total touchdowns are the most since Larry Johnson scored 23 in 2002...His 18 rushing touchdowns tied Richie Anderson (1992) for No. 5 on Penn State's single-season charts...Finished No. 2 on Penn State's single-season all-purpose yards list with 1,927 yards in 2016, the highest total since Johnson's school-record 2,655 yards in 2002...Broke Penn State's freshman (true or redshirt) season record with 1,076 rushing yards in 2015, surpassing D.J. Dozier's mark of 1,002 set in 1983...His 2015 season effort ranks 17th on the Penn State single-season rushing charts...Finished tied for first place on the Penn State true freshman season rushing touchdown (Dozier, 7) and 100-yard rushing games lists (Dozier, 5)...Broke Penn State freshman (true or redshirt) season record for all-purpose yards with 1,237, surpassing the mark set by Dozier (1,191; 1983)...Owns the single season record for receiving yards by a running back (448; 2017), topping his own record of 402 yards set in 2016.

Game: Set the single game all-purpose yards mark with 358 at Iowa (9/23/17), accounting for 211 yards rushing, 94 yards receiving and 53 yards on kickoff return, topping Curt Warner's previous mark of 341 vs. Syracuse in 1981...The all-purpose yardage total vs. Iowa ranks No. 10 all-time in the Big Ten record books and marks the fifth 300-all-purpose yard game in Penn State history and the third by Barkley...His 12 receptions vs. Iowa (9/23) are the most in school history by a running back...The 12 catches vs. the Hawkeyes are the most by a Big Ten running back since Stephen Houston (Indiana) had 12 at Purdue (11/24/12)...Joins Ki-Jana Carter as the only players in Penn State history with multiple 80-yard rushes in program history (81 at Purdue, 2016; 80 vs. Akron, 2017)...His 85-yard touchdown catch is the third-longest reception in Penn State history and the longest by a Penn State player in Beaver Stadium history... Produced the fourth 300-plus all-purpose yard game in Penn State history with 306 yards against USC (1/2/17) in the 2017 Rose Bowl...Became the 15th different Penn Stater with a 200-yard rushing game vs. Maryland (10/8/16) with 202 yards, which ranks No. 25 on Penn State's single-game rushing charts...His 207 yards rushing at Purdue (10/29/16) rank No. 22 on the single-game charts and were the most since Larry Johnson's 279 yards vs. Michigan State in 2002...Twice broke the Penn State sophomore record for all-purpose yards, first with 277 (207 rushing, 70 receiving) at Purdue (10/29/16) and again vs. USC (1/2/17) in the Rose Bowl with 306 (194 rushing, 55 receiving, 54 kick return)...Tallied 30 points at Pittsburgh (9/10/16), which is tied for No. 4 in Penn State history (fifth occasion).

» 2017

Awards: Selected as a finalist for the Paul Hornung Award...Named a semifinalist for the Maxwell Award...Named a semifinalist for the Walter Camp Player of the Year award...Earned Midseason All-America honors from *The All-American*, *Associated Press*, *CBS Sports.com*, *ESPN.com*, *Sporting News*, *Sports Illustrated* (RB & all-purpose) and *USA Today*... Named Big Ten Co-Offensive Player of the Week (Barrett, OSU) on Sept. 4 after rushing for 174 yards and totaling 246 all-purpose yards vs. Akron... Earned Big Ten Rose Bowl Player of the Week on Sept. 5 after his effort vs. Akron in the season opener...Selected to the Paul Hornung Award Honor

Roll on Sept. 11 after posting 183-all purpose yards and two touchdowns vs. Pittsburgh...Named Big Ten Offensive Player of the Week on Sept. 25 after breaking the school record for all-purpose yards (358) vs. Iowa... Graded out as the top offensive player in the FBS during week four by *Pro Football Focus* to earn a spot on the National Team of the Week...The effort vs. Iowa also earned him Rose Bowl Big Ten Player of the Week and Maxwell Award Player of the Week, along with a spot on the Hornung Award Honor Roll and *Pro Football Focus* Big Ten Team of the Week... Named Big Ten Special Teams Player of the Week and garnered a spot on the Hornung Award Honor Roll on Oct. 2 after posting 205 all-purpose yards vs. Indiana, including a 98-yard kickoff return for the touchdown to open the game...Garnered Big Ten Offensive Player of the Week, along with earning a spot on the Hornung Award Honor Roll, on Oct. 23 after piling up 176 all-purpose yards vs. Michigan...Selected to the preseason watch list for the Doak Walker Award, Maxwell Award and Walter Camp Award...Added his second Big Ten Special Teams Player of the Week Award on Oct. 30 after returning the opening kickoff for a touchdown at Ohio State...Among 10 players named to the Big Ten preseason honors list, as selected by the conference's media members, joining teammate Trace McSorley...Named preseason first-team All-America by the *Associated Press*, *ESPN.com*, *Pro Football Focus*, *Sports Illustrated*, *Sporting News*, *USA Today*, *Lindy's*, *Street & Smith* and *Athlon Sports*...Named the No. 5 player in FBS by *SI.com*...Earned the No. 1 spot on *Sports Illustrated's* "Feldman's Freaks" list heading into the 2017 campaign.

Season: Appeared in 10 games with nine starts...Selected team captain prior to the season...Scored a touchdown in 15-straight games from Oct. 29, 2016-Oct. 28, 2017, which set the Penn State school record, passing Curtis Enis' 14-game streak from 1996-97...Had a streak of nine-straight games with a rushing touchdown snapped vs. Georgia State, which was the longest streak by a Penn Stater since Larry Johnson had 11 in a row in 2002...Set the single game all-purpose yards mark with 358 (211 rush, 94, receiving, 53 KR), a total that sits No. 10 all-time in the Big Ten...Became the first Big Ten player and sixth FBS player since 1996 with a kickoff return for a touchdown and a passing touchdown in the same game when he did both vs. Indiana (9/30)...Is the first FBS player in the last 20 years with 50 rushing yards, 50 receiving yards, a passing touchdown and kickoff return for a touchdown in a game...Is only the ninth non-quarterback in Penn State history to throw a touchdown pass (10 occasions), joining teammate Nick Scott (Illinois; 2015)...Became the first Penn State running back with multiple passing completions in a season since Nick Scott (2-of-2; 2015).

Rankings: Is 1-of-3 student-athlete in the FBS with four all-purpose plays of 80 yards or longer in 2017...Ranks No. 2 in the FBS and leads the Big Ten in all-purpose yards (184.60)...Ranks No. 4 nationally and leads the Big Ten in kickoff return touchdowns (2)...Sits tied for No. 6 nationally and leads the Big Ten lead in total touchdowns (16)...Ranks No. 9 in the FBS and leads the Big Ten in kickoff return average (30.2)...Is No. 10 nationally and leads the Big Ten in total points (96)...Is tied for No. 13 nationally and leads the Big Ten in scoring per game (9.6)...Ranks No. 21 in the FBS and No. 2 in the Big Ten in rushing touchdowns (11)...Sits No. 34 in the FBS and No. 3 in the Big Ten in rushing yards per game (89.9)...Is No. 64 nationally and No. 7 in the Big Ten in yards per carry (5.42)...Is No. 54 in the FBS and No. 4 in the Big Ten in combined kick return yards (423)...Sits No. 69 in the FBS and No. 7 in the Big Ten in points responsible for per game (10.2).

Akron (9/2): Rushed for 174 yards and two touchdowns on 14 carries... Posted the second-longest rush of his career, an 80-yard burst in the second quarter...Notched his seventh career multi-rushing touchdown game and ninth career multi-touchdown game...The 80-yard run is tied for No. 10 in program history (eight occasions)...Caught three passes for 54 yards...Returned one kickoff for 20 yards...Totaled 246 all-purpose yards.

Pittsburgh (9/9): Carried 14 times for 88 yards and one touchdown... Tied a team high with four receptions and 45 yards...Had a then-career-long 46-yard reception in third quarter, scoring a touchdown on the play... Posted his 10th career game with multiple touchdowns...Returned two kickoffs for 50 yards with a long of 32 yards...Owned a game-high 183 all-purpose yards...Earned the coaching staff's Offensive Player of the Week. **Georgia State (9/16):** Led the team with 226 all-purpose yards... Caught four passes for a career-high 142 yards and one touchdown...His 142 yards receiving are the most by a Penn State running back since Len Krouse had 155 yards out of the backfield vs. Syracuse in 1940...Is the first Penn State running back with 100 receiving yards since Tony Hunt had 110 yards at Minnesota in 2004...The 142 receiving yards are the most by a Big Ten running back since Curtis Samuel (OSU) had 177 vs. Bowling Green in 2016...Had an 85-yard reception for a touchdown in the first

quarter, a career long that eclipsed his 46-yard reception vs. Pittsburgh (9/9/17)...Had one kickoff return for 37 yards to open the game...Rushed 10 times for 47 yards with a long run of 33 yards. **at Iowa (9/23):** Totaled 358 all-purpose yards to set the school record and rank No. 10 on the Big Ten's all-purpose charts...Posted his third career 200-yard rushing game with a career-best 211 yards rushing...Caught a career-high 12 passes for 94 yards, marking the first 10-plus reception game since 2014 (DaeSean Hamilton, 14 vs. Ohio State, 2014)...Returned three kickoffs for 53 yards...Had one rushing touchdown...Made his first career tackle in the second quarter on an interception return...Garnered the coaching staff's Offensive Player of the Week. **Indiana (9/30):** Became the first Big Ten player and sixth FBS player with a kickoff return for a touchdown and a passing touchdown in the same game since 1996...Rushed 20 times for 56 yards and caught four passes for 51 yards...Returned the opening kickoff 98 yards for a touchdown, the first Penn State kickoff return for a touchdown since 2011...Totaled 205 all-purpose yards (56 rushing, 51 receiving, 98 return)... Attempted and completed his first career pass, a 16-yard touchdown pass to DaeSean Hamilton in the fourth quarter...The passing touchdown was the first for a Penn State running back since Nick Scott threw a scoring pass against Illinois in 2015 and was the longest completion by a running back at Penn State since Eric McCoo completed a 63-yard touchdown pass vs. Illinois in 2001. **at Northwestern (10/7):** Carried 16 times for a game-high 75 yards on the ground with two touchdowns...Had scoring rushes of 1 and 53 yards...Caught two passes for 9 yards. **Michigan (10/21):** Posted his third-career three touchdown game - first of the season - with two rushing scores and one receiving score...Rushed for 108 yards on 15 carries...Had touchdown runs of 69 yards and 15 yards in the first quarter... Caught three passes for 53 yards, including a 42-yard catch and run for a score in the fourth quarter...Also returned one kickoff for 15 yards... Totaled a game-high 176 all-purpose yards (108 rushing, 53 receiving, 15 kickoff return). **at Ohio State (10/28):** Rushed 21 times for 44 yards and one touchdown...Caught four passes for 23 yards...Returned the opening kickoff 97 yards for a touchdown...Returned two kickoffs for 105 total yards...Piled up 172 all-purpose yards (44 rushing, 23 receiving, 105 kickoff return). **at Michigan State (11/4):** Carried the ball 14 times for a game-high 63 yards...Had a long rush of 36 yards...Caught three passes for 33 yards...Returned a pair of kickoffs for 15 yards...Totaled 111 all-purpose yards (63 rushing, 33 receiving, 15 kickoff)...Completed his second career pass, a 20-yard toss to Mike Gesicki in the first quarter. **Rutgers (11/11):** Carried 14 times for 35 yards and two touchdowns...Made one reception for 20 yards...Returned one kickoff for 30 yards...Posted 85 all-purpose yards (35 rushing, 20 receiving, 30 kickoff).

» 2017 GAME-BY-GAME

Rushing (Carries-Yards-TD)

AKRON 14-172-2; PITTSBURGH 14-88-1; GEORGIA STATE 10-47-0; at Iowa 28-211-1; INDIANA 20-56-0; at Northwestern 16-75-2; MICHIGAN 15-108-2; at Ohio State 21-44-1; at Michigan State 14-63-0; RUTGERS 14-35-2.

Receiving (Receptions-Yards-TD)

AKRON 3-54-0; PITTSBURGH 4-45-1; GEORGIA STATE 4-142-1; at Iowa 12-94-0; INDIANA 4-51-0; at Northwestern 2-9-0; MICHIGAN 3-53-1; at Ohio State 4-23-0; at Michigan State 3-33-0; RUTGERS 1-13-0.

» BARKLEY'S CAREER OFFENSIVE STATISTICS & GAME HIGHS

	Att.-Yds.	Avg.	TD	LG	Rec.-Yds.	Avg.	TD	LG
2015	182-1,076	5.9	7	56	20-161	8.1	1	32
2016	272-1,496	5.5	18	81	28-402	14.4	4	44
2017	166-899	5.4	11	80	40-517	12.9	3	85
CAREER	620-3,471	5.6	36	81	88-1,087	12.4	8	85

Rushing Attempts 33; at Indiana, 11/12/16
Rushing Yards 211; at Iowa, 9/23/17
Rushing Touchdowns 4; at Pittsburgh, 9/10/16
Longest Rush 81 yards; at Purdue, 10/29/16
Receptions 12; at Iowa, 9/23/17
Receiving Yards 142; Georgia State, 9/16/17
Receiving Touchdowns 1; Seven Times: Last Michigan, 10/21/17
Longest Reception 85 yards; Georgia State, 9/16/17
Pass Completions 1; Twice: Last at Michigan State, 11/4/17
Pass Attempts 1; Twice: Last at Michigan State, 11/4/17
Passing Yards 20; at Michigan State, 11/4/17
Passing Touchdowns 1; Indiana, 9/30/17
Long Pass 20 yards; at Michigan State, 11/4/17

2017 GAME-BY-GAME

Kickoff Returns (Returns-Yards-TD-YPR)

AKRON 1-20-0-20.0; PITTSBURGH 2-50-0-25.0; GEORGIA STATE 1-37-0-37.0; at Iowa 3-53-0-17.6; INDIANA 1-98-1-98.0; at Northwestern 0-0-0-0.0; MICHIGAN 1-15-0-15.0; at Ohio State 2-105-1-52.5; at Michigan State 2-15-0-7.5; RUTGERS 1-30-0-30.0

» BARKLEY'S CAREER KICKOFF RETURN STATISTICS & GAME HIGHS

	No.	Yds.	Avg.	TD	LG
2015	-	-	-	-	-
2016	3	74	24.7	-	33
2017	14	423	30.2	2	98
CAREER	17	497	29.2	2	98

Kick Returns 3; at Iowa, 9/23/17
Kick Return Yards 105; at Ohio State, 10/28/17
Long Kick Return 98 yards; Indiana, 9/30/17
Kickoff Return Touchdowns 1; Twice: Last at Ohio State, 10/28/17

» 2017 GAME-BY-GAME

All-Purpose Yards (Rush-Receiving-Return-Total Yards-TD)

AKRON 172-54-20-246-2; PITTSBURGH 88-45-50-183-2; GEORGIA STATE 47-142-37-226-1; at Iowa 211-94-53-358-1; INDIANA 56-51-98-205-1; at Northwestern 75-9-0-84-2; MICHIGAN 108-53-15-176-3; at Ohio State 44-23-105-172-2; at Michigan State 63-33-15-111-0; RUTGERS 35-13-30-78-2.

» BARKLEY'S CAREER ALL-PURPOSE STATISTICS & GAME HIGHS

	Rush	Rec.	KR	Total	APYPG	TD
2015	1,076	161	--	1,237	112.5	8
2016	1,496	402	74	1,972	140.9	22
2017	899	517	423	1,839	183.9	16
CAREER	3,471	1,080	497	5,048	144.2	46

All-Purpose Yards 358; at Iowa, 9/23/17

NOTE: Is 2-of-2 passing for 36 yards in his career...Completed his first career pass attempt vs. Indiana (2017), a 16-yard touchdown pass to DaeSean Hamilton... Completed a 20-yard pass to Mike Gesicki at Michigan State (2017)...Has one career tackle (at Iowa, 2017).



RYAN BATES

52


Offensive Line | 6-4 | 310
 Junior/Sophomore
 Warrington, Pa./Archbishop Wood
 Major: Labor & Employment Relations

» 2017

Season: Started eight games at left tackle...Missed games at Michigan State (11/4) and vs. Rutgers (11/11) due to injury.

Akron (9/2): Helped pave the way for 569 total yards...Cleared the way for Saquon Barkley's 174 rushing yards for his 11th career 100-yard rushing game...Protected Trace McSorley to the tune of 280 passing yards and two scoring throws...Didn't allow a sack or quarterback hurry...Part of the offensive line unit that was named the coaching staff's Offensive Player of the Week. **Pittsburgh (9/9):** Part of an offensive line that allowed just one sack...Blocked for 148 total rushing yards - including 88 from Saquon Barkley - and protected Trace McSorley to the tune of three touchdowns and 164 yards passing. **Georgia State (9/16):** Guided the offense to 526 yards of total offense, including Trace McSorley's sixth-career 300-yard passing game (309 yards) and his school-record fourth game with four-or-more touchdown passes...Helped Penn State score eight offensive touchdowns, coming from eight different Penn Staters...Saw Penn State eclipse the 30-point mark for the 10th-straight game, just the fifth streak of 10-or-more games in Big Ten history. **at Iowa (9/23):** Helped Penn State to a season-high 579 yards of total offense on a school-record 99 offensive plays...Paved the way for Saquon Barkley's career-high 211 rushing yards and 94 receiving yards, which helped Barkley to a school-record 358 all-purpose yards...Blocked for Trace McSorley's 284-yard passing effort. **Indiana (9/30):** Helped protect Trace McSorley for his seventh career 300-yard passing game...Allowed the passing game time to find DaeSean Hamilton on nine occasions, which led to Hamilton breaking Penn State's career receptions record. **at Northwestern (10/7):** Protected quarterback Trace McSorley to the tune of 245 yards passing and cleared the way for Saquon Barkley's two touchdowns and game-high 75 rushing yards...Aided the team in piling up 381 yards of total offense to earn bowl eligibility. **Michigan (10/21):** Helped Penn State pile up 506 yards of total

offense, the most allowed by Michigan since 2015 vs. Indiana (527 yards)... The 303 yards gained in the first half by Penn State are the most allowed by a Jim Harbaugh-coached Michigan team in any half...Instrumental in the Nittany Lions fives rushing touchdowns and one receiving score...Cleared the way for Saquon Barkley's 108 yards rushing and two touchdowns... Protected Trace McSorley on a 282-yard passing night and one scoring strike...McSorley also ran for 76 yards and three scores, the most by a Penn State quarterback since at least 1967. **at Ohio State (10/28):** Part of an offensive line that helped produce 283 yards...Protected Trace McSorley, who threw for 192 yards and two touchdowns, and rushed for 49 yards and a score...Helped the offense score 38 points, the most allowed by Ohio State since giving up 41 tallies to Michigan in 2013.



SAEED BLACKNALL

13

Wide Receiver | 6-3 | 208
 Senior/Senior
 Manalapan, N.J./Manalapan
 Major: Telecommunications

» 2017

Awards: Earned *Pro Football Focus* Big Ten Team of the Week honors on Oct. 10 after a four-catch effort at Northwestern.

Season: Appeared in 10 games with two starts...Started his first game of the season vs. Indiana (9/30).

Pittsburgh (9/9): Made his first career tackle, a combined special teams stop with Nick Scott in the first quarter. **Georgia State (9/16):** Made three catches for 64 yards...Caught Tommy Stevens' first career touchdown pass, a 35-yard connection, in the third quarter. **at Iowa (9/23):** Made his only catch on fourth-and-2, gaining 6 yards to move the chains on Penn State's game-winning touchdown drive. **Indiana (9/30):** Made one catch for 18 yards in his first start of the season. **at Northwestern (10/7):** Caught four passes for a game-high 74 yards...Made a 38-yard grab on Penn State's second touchdown drive. **Michigan (10/21):** Made one catch for 4 yards. **at Ohio State (10/28):** Made one reception for 21 yards, coming on Penn State's final scoring drive of the game...Collected one stop on kickoff coverage. **at Michigan State (11/4):** Had one catch, a 27-yard touchdown reception in the second quarter...Added one tackle. **Rutgers (11/11):** Totaled two catches for 14 yards.

» 2017 GAME-BY-GAME

Receiving (Receptions-Yards-TD)

AKRON 0-0-0; PITTSBURGH 0-0-0; GEORGIA STATE 3-64-1; at Iowa 1-6-0; INDIANA 1-18-0; at Northwestern 4-74-0; MICHIGAN 1-4-0; at Ohio State 1-21-0; at Michigan State 1-27-1; RUTGERS 2-14-0.

» BLACKNALL'S CAREER OFFENSIVE STATISTICS & GAME HIGHS

	Att.-Yds.	Avg.	TD	LG	Rec.-Yds.	Avg.	TD	LG
2014	1-(-1)	(-1.0)	-	(-1)	10-95	9.5	1	24
2015	-	-	-	-	8-248	31.0	1	59
2016	-	-	-	-	15-347	23.1	3	70
2017	-	-	-	-	14-228	16.3	2	38
CAREER	1-(-1)	(-1.0)	(-1)	(-1)	47-918	19.5	7	70

Rushing Attempts 1; vs. Boston College, 12/27/14

Rushing Yards -1; vs. Boston College, 12/27/14


Receptions 6; vs. Wisconsin, 12/3/16

Receiving Yards 155; vs. Wisconsin, 12/3/16

Receiving Touchdowns 2; vs. Wisconsin, 12/3/16

Longest Reception 70 yards; vs. Wisconsin, 12/3/16

NOTE: Has three career tackles, all coming in 2017, with two on kickoff coverage.



MANNY BOWEN 43
Linebacker | 6-1 | 226
Junior/Junior
Barnegat, N.J./Barnegat
Major: Media Studies

» 2017

Season: Started nine games.

Akron (9/2): Tied for the team lead with five stops, all coming in the first quarter...Combined with Tyrell Chavis on a tackle for loss in the first quarter...Was a part of a defense that logged 14.0 tackles for loss, the most since recording 15.0 vs. Temple in 2015...Part of a defense that logged a season-opening shutout for the first time since 2007 (FIU, 59-0). **Pittsburgh (9/9):** Totaled four tackles...Added one quarterback hurry and one pass breakup. **Georgia State (9/16):** Led the team and tied for game high with six tackles...Combined with Shaka Toney on a third-quarter sack of Conner Manning, a play which Manning fumbled and Penn State recovered...A part of a unit that posted its second shutout of the season, marking the first time since 2009 a Nittany Lion defense posted two shutouts in a single season. **Iowa (9/23):** Made two stops, including a solo hit behind the line of scrimmage. **Indiana (9/30):** Ranked second on the team with eight tackles. **at Northwestern (10/7):** Made four tackles...Added a pair of quarterback hurries. **Michigan (10/21):** Had six stops...Posted a third-quarter solo takedown of quarterback John O'Korn...Part of a defense that held the Wolverines scoreless over the final 40:03 of the game. **at Ohio State (10/28):** Totaled nine tackles, including seven solo...Force a fumble in the first quarter, which was recovered by Koa Farmer and set up Penn State's second touchdown of the game. **at Michigan State (11/4):** Tallied eight stops...Combined with Christian Campbell on a second-quarter tackle for loss...Added one quarterback hurry.

» 2017 GAME-BY-GAME


Tackles (Solo-Assisted-Total)

AKRON 1-4-5; PITTSBURGH 3-1-4; GEORGIA STATE 4-2-6; at Iowa 2-0-2; INDIANA 1-7-8; at Northwestern 2-2-4; MICHIGAN 2-4-6; at Ohio State 7-2-9; at Michigan State 0-7-7; RUTGERS DNP.

» BOWEN'S CAREER STATISTICS & GAME HIGHS

	UA-A	TK	FF	FR	I	PBU	SACK	TFL
2015	12-6	18	1	1	-	-	-	0.5-2
2016	35-33	68	-	-	-	2	2.0-16	8.5-30
2017	22-29	51	1	-	-	1	1.5-15	3.5-19
CAREER	69-68	137	2	1	-	3	3.5-31	12.5-51

Tackles 12; Ohio State, 10/22/16
Sacks 1.0; Three Times: Last Michigan, 10/21/17
Tackles for Loss 2.0; Minnesota, 10/1/16
Fumble Recoveries 1; Army, 10/3/15
Forced Fumbles 1; Twice: Last at Ohio State, 10/28/17
Pass Breakups 1; Three Times: Last Pittsburgh, 9/9/17



NICK BOWERS 83
Tight End/H-Back | 6-4 | 268
Junior/Sophomore
Kittanning, Pa./Kittanning Senior
Major: Labor & Employment Relations

» 2017

Season: Appeared in two games...Made his collegiate debut at Northwestern (10/7)...One of 24 student-athletes to make their collegiate debut in 2017.

at Northwestern (10/7): Made his collegiate debut. **Rutgers (11/11):** Appeared on offense.



CAM BROWN 6
Linebacker | 6-5 | 222
Sophomore/Sophomore
Burtonsville, Md./The Bullis School
Major: Division of Undergraduate Studies

» 2017

Season: Appeared in nine games.

Akron (9/2): Totaled four tackles...Made solo stop behind the line in the second quarter...Had one quarterback hurry...Was a part of a defense that logged 14.0 tackles for loss, the most since recording 15.0 vs. Temple in 2015...Part of a defense that logged a season-opening shutout for the first time since 2007 (FIU, 59-0). **Pittsburgh (9/9):** Logged two tackles. **at Iowa (9/23):** Had two tackles...Made a second-quarter stop on Akrum Wadley on third down to force an Iowa punt. **Indiana (9/30):** Made four tackles...Added a pair of quarterback hurries. **at Northwestern (10/7):** Logged one tackle...Added one quarterback hurry. **Michigan (10/21):** Made three stops...Two of his tackles came on kickoff coverage. **at Ohio State (10/28):** Made two tackles...Had one stop on punt coverage. **at Michigan State (11/4):** Logged three stops. **Rutgers (11/11):** Contributed two tackles, including one on punt coverage...Part of a defense that allowed just 43 passing yards, the fewest in a game since giving up 32 vs. Army (2015)...The 43 passing yards are the fewest allowed by Penn State in Big Ten play...Held Rutgers to just seven pass completions, the second-fewest allowed by the Nittany Lions in a Big Ten game.

» 2017 GAME-BY-GAME

Tackles (Total-Solo-Assisted)

AKRON 2-2-4; PITTSBURGH 1-1-2; GEORGIA STATE DNP; at Iowa 1-1-2; INDIANA 1-3-4; at Northwestern 1-0-1; MICHIGAN 2-1-3; at Ohio State 1-1-2; at Michigan State 2-1-3; RUTGERS 0-2-2.

» C. BROWN'S CAREER STATISTICS & GAME HIGHS

	UA-A	TK	FF	FR	I	PBU	SACK	TFL
2016	14-19	33	-	-	-	-	0.5-1	1.5-2
2017	11-12	23	-	-	-	-	-	1.0-4
CAREER	25-31	56	-	-	-	-	0.5-1	2.5-6

Tackles 10; at Michigan, 9/24/16
Sacks 0.5; at Rutgers, 11/19/16
Tackles for Loss 1.0; Twice: Last Akron, 9/2/17
Blocked Kicks 1 (punt); Ohio State, 10/22/16



TORRENCE BROWN 19
Defensive End | 6-3 | 254
Senior/Junior
Tuscaloosa, Ala./Tuscaloosa Academy
Major: Recreation, Parks & Tourism Management

» 2017

Season: Started three games...Will miss the remainder of the season after suffering an injury vs. Georgia State (9/16).

Akron (9/2): Had three assisted tackles...Combined with Parker Cothren on a tackle for loss in the second quarter...Was a part of a defense that logged 14.0 tackles for loss, the most since recording 15.0 vs. Temple in 2015...One of eight players to be a part of three-straight seasons with a shutout (Illinois, 2015; at Rutgers, 2016; Akron, 2017), marking the longest such streak since a three-year span from 1989-91...Part of a defense that logged a season-opening shutout for the first time since 2007 (FIU, 59-0). **Pittsburgh (9/9):** Registered three assisted tackles...Combined with Koa Farmer on a first-quarter tackle for loss...Broke up his first career pass, a second-quarter attempt that he deflected at the line of scrimmage. **Georgia State (9/16):** Made a pair of stops, both coming in the first quarter, and didn't play the final three quarters.

» 2017 GAME-BY-GAME

Tackles (Solo-Assisted-Total)

AKRON 0-3-3; PITTSBURGH 0-3-3; GEORGIA STATE 0-2-2; at Iowa INJ; INDIANA INJ; at Northwestern INJ; MICHIGAN INJ; at Ohio State INJ; at Michigan State INJ; RUTGERS INJ.

» T. BROWN'S CAREER STATISTICS & GAME HIGHS

	UA-A	TK	FF	FR	I	PBU	SACK	TFL
2015	5-6	11	-	1	-	-	1.5-4	5.5-14
2016	16-17	33	3	2	-	-	0.5-4	6.0-18
2017	0-8	8	-	-	-	1	-	1.0-1
CAREER	21-34	55	3	3	-	1	2.0-8	12.5-33

Tackles 6; at Pittsburgh, 9/10/16
Sacks 1.0; Michigan, 11/21/15
Tackles for Loss 2.0; Twice: Last at Pittsburgh, 9/10/16
Forced Fumbles 1; Twice: Last Temple, 9/17/16
Fumble Recoveries 1; Three Times: Last at Indiana, 11/12/16
Pass Breakups 1; Pittsburgh, 9/9/17

NOTE: Has one career touchdown - a 9-yard fumble recovery for a score at Indiana (11/12/16).



RYAN BUCHHOLZ 97
Defensive End | 6-6 | 273
Junior/Sophomore
Malvern, Pa./Great Valley
Major: Media Studies

» 2017

Season: Appeared in eight games with five starts...Made his first career start at Iowa (9/23)...Joins Will Fries, Shareef Miller and Miles Sanders as first-time starters in 2017...Missed the games at Michigan State (11/4) and vs. Rutgers (11/11) due to injury.

Akron (9/2): Logged career highs for tackles (4), tackles for loss (1.5) and sacks (1.0), all coming in the first half...Forced his first career fumble, which was recovered by Akron, in the first quarter...Combined with Robert Windsor on a first-quarter tackle for loss...Toppled Akron quarterback Thomas Woodson for a solo sack in the second quarter...Added one quarterback hurry...Was a part of a defense that logged 14.0 tackles for loss, the most since recording 15.0 vs. Temple in 2015...Part of a defense that logged a season-opening shutout for the first time since 2007 (FIU, 59-0)...Named the coaching staff's Defensive Player of the Week. **Pittsburgh (9/9):** Collected two solo tackles. **Georgia State (9/16):** Made two tackles, including one solo. **at Iowa (9/23):** Made his first career start. **Indiana (9/30):** Had two tackles. **at Northwestern (10/7):** Made three tackles...Combined with Shareef Miller on a fourth-quarter sack of Clayton Thorson...Recovered his first career fumble in the first quarter, which led to a Penn State field goal...Also had a quarterback hurry. **Michigan (10/21):** Tied a career best with four stops...Had a solo sack of John O'Korn in the third quarter to bring up third-and-long and an eventual Michigan punt on their opening drive of the second half...Had a third-quarter hurry of O'Korn...Part of a defense that held the Wolverines scoreless over the final 40:03 of the game...Part of an defensive line that earned the coaching staff's Defensive Player of the Week. **at Ohio State (10/28):** Made the start, but left the game after playing just one snap.

» 2017 GAME-BY-GAME

Tackles (Solo-Assisted-Total)

AKRON 2-2-4; PITTSBURGH 2-0-2; GEORGIA STATE 1-1-2; at Iowa 0-0-0; INDIANA 0-2-2; at Northwestern 0-3-3; MICHIGAN 1-3-4; at Ohio State 0-0-0; at Michigan State INJ; RUTGERS INJ.


» BUCHHOLZ'S CAREER STATISTICS & GAME HIGHS

	UA-A	TK	FR	FF	I	PBU	SACK	TFL
2016	10-6	16	-	-	-	-	3.0-20	4.5-26
2017	6-11	17	1	1	-	-	2.0-16	2.5-17
CAREER	16-17	33	1	1	-	-	5.0-36	7.0-43

Tackles 4; Twice: Last Michigan, 10/21/17
Sacks 1.0; Four Times: Last Akron, 9/2/17
Tackles for Loss 1.5; Akron, 9/2/17
Forced Fumbles 1; Akron, 9/2/17
Fumble Recoveries 1; at Northwestern, 10/7/17



JASON CABINDA 40
Linebacker | 6-1 | 234
Senior/Senior
Flemington, N.J./Hunterdon Central
Major: Economics



CHRISTIAN CAMPBELL 1
Cornerback | 6-1 | 191
Senior/Senior
Phenix City, Ala./Central
Major: Journalism



COLIN CASTAGNA 46
Defensive End | 6-4 | 257
Junior/Junior
Barrington, Ill./Barrington
Major: Kinesiology

» CAREER NOTES & RECORDS

Career: Ranks No. 12 on the career tackles chart with 272 stops, trailing Brandon Short (273; 1996-99) for No. 11...Owns nine career double-digit tackle games (three in 2015, three in 2016, three in 2017).

» 2017

Awards: Earned Big Ten Co-Defensive Player of the Week (Bachie, MSU) and Lott IMPACT Trophy Player of the Week after 12 tackles, a half-sack and a forced fumble vs. Michigan...Selected as a quarterfinalist for the Lott IMPACT Trophy...Was the Lott IMPACT Trophy Player of the Week on Oct. 2 after producing a career-high-tying 14 tackles vs. Indiana...Earned *Pro Football Focus* Big Ten Team of the Week following his effort vs. Indiana (9/30)...Selected to the preseason watch list for the Bednarik Award, Butkus Award, Lott IMPACT Trophy and Nagurski Trophy.

Season: Started 10 games...Selected team captain prior to the season.

Akron (9/2): Made three tackles, all coming in the first half...One of eight players to be a part of three-straight seasons with a shutout (Illinois, 2015; at Rutgers, 2016; Akron, 2017), marking the longest such streak since a three-year span from 1989-91...Part of a defense that logged a season-opening shutout for the first time since 2007 (FIU, 59-0). **Pittsburgh (9/9):** Logged eight tackles to tie for second on the team with Koa Farmer and Nick Scott. **Georgia State (9/16):** Made four tackles - three solo...A part of a unit that posted its second shutout of the season, marking the first time since 2009 a Nittany Lion defense posted two shutouts in a single season. **at Iowa (9/23):** Made a team-best six tackles...Had 1.5 tackles for loss...Combined with Koa Farmer on a second-quarter tackle for loss...Made a solo stop behind the line of scrimmage in the third quarter. **Indiana (9/30):** Made a career-high-tying 14 tackles (Army, 2015)...Logged six solo tackles...Added one sack and 1.5 tackles for loss...Posted Penn State's lone sack in the first quarter with a solo takedown of Richard Lagow...Combined with Marcus Allen on a second-quarter tackle for loss...Recovered Penn State's first fumble of the game, which was forced by Christian Campbell, and returned it 4 yards...Selected as the coaching staff's Defensive Player of the Week. **at Northwestern (10/7):** Made five stops, all coming in the first half. **Michigan (10/21):** Led all defenders with 12 tackles...Forced his second career fumble in the third quarter on a John O'Korn rush...Combined with Ryan Buchholz on a third-quarter sack of O'Korn...Part of a defense that held the Wolverines scoreless over the final 40:03 of the game. **at Ohio State (10/28):** Made seven tackles, including a combined tackle for loss with Shareef Miller in the first quarter. **at Michigan State (11/4):** Had four stops. **Rutgers (11/11):** Totaled a game-high 11 tackles...Registered a third-quarter tackle for loss on fourth-and-2 near midfield to give Penn State the ball in plus territory...Added one pass breakup and one quarterback hurry...Part of a defense that allowed just 43 passing yards, the fewest in a game since giving up 32 vs. Army (2015)...The 43 passing yards are the fewest allowed by Penn State in Big Ten play...Held Rutgers to just seven pass completions, the second-fewest allowed by the Nittany Lions in a Big Ten game.

» 2017 GAME-BY-GAME

Tackles (Solo-Assisted-Total)

AKRON 0-3-3; PITTSBURGH 5-3-8; GEORGIA STATE 3-1-4; at Iowa 3-3-6; INDIANA 6-8-14; at Northwestern 3-2-5; MICHIGAN 2-10-12; at Ohio State 3-4-7; at Michigan State 0-4-4; RUTGERS 2-9-11.

» CABINDA'S CAREER STATISTICS & GAME HIGHS

	UA-A	TK	FF	FR	I	PBU	SACK	TFL
2014	7-10	17	-	-	-	-	-	0.5-1
2015	39-61	100	1	-	1	5	2.5-33	5.5-37
2016	36-45	81	-	-	-	3	1.0-13	4.0-20
2017	26-48	74	1	1	-	1	1.5-13	5.0-21
CAREER	108-164	272	2	1	1	9	5.0-59	15.0-79

Tackles 14; Twice: Last Indiana, 9/30/17
Sacks 2.0; Army, 10/3/15
Tackles for Loss 2.0; Twice: Last Ohio State, 10/22/16
Forced Fumbles 1; Twice: Last Michigan, 10/21/17
Fumble Recoveries 1; Indiana, 9/30/17
Interceptions 1; at Northwestern, 11/7/15
Pass Breakups 2; at Rutgers, 11/19/16

» 2017

Season: Started 10 games...Had at least one pass breakup in seven-straight games from the 2017 Rose Bowl to Northwestern (10/7/17).

Akron (9/2): Made two stops...Combined with Marcus Allen on a first-quarter tackle for loss...Added two pass breakups...Was a part of a defense that logged 14.0 tackles for loss, the most since recording 15.0 vs. Temple in 2015...Part of a defense that logged a season-opening shutout for the first time since 2007 (FIU, 59-0). **Pittsburgh (9/9):** Registered four tackles, including three solo...Added two pass breakups. **Georgia State (9/16):** Made two solo stops...Broke up a first-quarter pass on third down to force a Georgia State punt on its opening drive...A part of a unit that posted its second shutout of the season, marking the first time since 2009 a Nittany Lion defense posted two shutouts in a single season. **at Iowa (9/23):** Logged three solo stops...Added one pass breakup. **Indiana (9/30):** Tallied four tackles...Added one pass breakup...Forced the first fumble of the game for Penn State, which was recovered by Jason Cabinda. **at Northwestern (10/7):** Made four tackles - three solo...Hauled in his first interception of the season to end the first half...Added two pass breakups...Selected as the coaching staff's Co-Defensive Player of the Week with Grant Haley. **Michigan (10/21):** Had four tackles...Made a highlight defensive play on a strip-sack of John O'Korn in the fourth quarter...It was his first career sack and second career forced fumble...Helped the defense for a turnover for the eighth-straight game...Part of a defense that held the Wolverines scoreless over the final 40:03 of the game. **at Ohio State (10/28):** Tied his career high with six stops. **at Michigan State (11/4):** Chipped in four stops...Combined with Manny Bowen on a third-quarter tackle for loss...Added one pass breakup.

» 2017 GAME-BY-GAME

Tackles (Solo-Assisted-Total)

AKRON 0-2-2; PITTSBURGH 3-1-4; GEORGIA STATE 2-0-2; at Iowa 3-0-3; INDIANA 2-2-4; at Northwestern 3-1-4; MICHIGAN 3-1-4; at Ohio State 3-3-6; at Michigan State 1-3-4; RUTGERS 0-0-0.

» CAMPBELL'S CAREER STATISTICS & GAME HIGHS

	UA-A	TK	FF	FR	I	PBU	SACK	TFL
2014	9-1	10	-	-	1	2	-	1.0-1
2015	6-10	16	-	-	-	2	-	1.0-2
2016	17-14	31	1	-	1	6	-	1.0-4
2017	20-13	33	-	2	1	10	1.0-3	2.0-5
CAREER	52-38	90	1	2	3	20	1.0-3	5.0-12

Tackles 6; Twice: Last at Ohio State, 10/28/17
Tackles for Loss 1.0; Four Times: Last Michigan, 10/21/17
Sacks 1.0; Michigan, 10/21/17
Forced Fumbles 1; Twice: Last Michigan, 10/21/17
Fumble Recoveries 1; at Indiana, 11/12/16
Interceptions 1; Three Times: Last at Northwestern, 10/7/17
Pass Breakups 2; Four Times: Last at Northwestern, 10/7/17

» 2017

Season: Appeared in 10 games.

Akron (9/2): Appeared on defense and special teams. **Pittsburgh (9/9):** Logged a first-quarter assisted stop for his lone tackle of the game. **Georgia State (9/16):** Appeared on special teams and defense. **at Iowa (9/23):** Saw time on special teams. **Indiana (9/30):** Saw time on defense and special teams. **at Northwestern (10/7):** Saw action on defense and special teams. **Michigan (10/21):** Saw action on defense and special teams. **at Ohio State (10/28):** Appeared on defense and special teams. **at Michigan State (11/4):** Saw time on defense and special teams. **Rutgers (11/11):** Appeared on defense and special teams.

» 2017 GAME-BY-GAME

Tackles (Solo-Assisted-Total)

AKRON 0-0-0; PITTSBURGH 0-1-1; GEORGIA STATE 0-0-0; at Iowa 0-0-0; INDIANA 0-0-0; at Northwestern 0-0-0; MICHIGAN 0-0-0; at Ohio State 0-0-0; at Michigan State 0-0-0; RUTGERS 0-0-0.

» CASTAGNA'S CAREER STATISTICS & GAME HIGHS

	UA-A	TK	FF	FR	I	PBU	SACK	TFL
2015	-	-	-	-	-	-	-	-
2016	1-1	2	-	-	-	-	-	1.0-2
2017	0-1	1	-	-	-	-	-	-
CAREER	1-2	3	-	-	-	-	-	1.0-2

Tackles 1; Three Times: Last Pittsburgh, 9/9/17
Tackles for Loss 1.0; at Purdue, 10/29/16



TARIQ CASTRO-FIELDS 5
Cornerback | 6-0 | 185
Freshman/Freshman
Upper Marlboro, Md./Riverdale Baptist School
Major: Division of Undergraduate Studies

» 2017

Awards: Named to the *Pro Football Focus* Big Ten Team of the Week on Nov. 7 following his effort at Michigan State.

Season: Appeared in nine games...Made collegiate debut vs. Akron (9/2)...One of 24 student-athletes to make their collegiate debut in 2017...One of 17 freshmen (14 redshirt, 3 true) to appear in 2017.

Akron (9/2): Made collegiate debut...Appeared on defense and special teams. **Pittsburgh (9/9):** Collected his first career tackle in the fourth quarter, a combined stop with Koa Farmer. **Georgia State (9/16):** Made his first career interception on a leaping grab in the third quarter...Saw time on defense and special teams...Helped Penn State force five turnovers (three interceptions, two fumble recoveries), the first time since forcing five turnovers last season at Indiana (five fumble recoveries)...Part of a secondary that nabbed three interceptions in a game for the first time since doing so at Maryland in 2015. **at Iowa (9/23):** Saw time on special teams and defense. **Indiana (9/30):** Played on defense and special teams. **at Northwestern (10/7):** Appeared on defense and special teams. **at Ohio State (10/28):** Collected one tackle on defense. **at Michigan State (11/4):** Broke up a career-high three passes in the game.

» 2017 GAME-BY-GAME

Tackles (Solo-Assisted-Total)

AKRON 0-0-0; PITTSBURGH 0-1-1; 0-0-0; GEORGIA STATE 0-0-0; at Iowa 0-0-0; INDIANA 0-0-0; at Northwestern 0-0-0; MICHIGAN DNP; at Ohio State 1-0-1; at Michigan State 0-0-0; RUTGERS 0-0-0.

» CASTRO-FIELDS' CAREER STATISTICS & GAME HIGHS

	UA-A	TK	FF	FR	I	PBU	SACK	TFL
2017	1-1	2	-	-	1	3	-	-
CAREER	1-1	2	-	-	1	3	-	-

Tackles 1; Twice: Last at Ohio State, 10/28/17
Interceptions 1; Georgia State, 9/16/17
Pass Breakups 3; at Michigan State, 11/4/17





IRVIN CHARLES 11
Wide Receiver | 6-4 | 223
Junior/Sophomore
Sicklerville, N.J./Paul VI
Major: Recreation, Parks & Tourism Management

» 2017

Season: Appeared in 10 games.

Akron (9/3): Appeared on offense and special teams. **Pittsburgh (9/9):** Made a solo stop on the opening kickoff of the game...Joined Nick Scott and Garrett Taylor as the coaching staff's Co-Special Teams Player of the Week. **Georgia State (9/16):** Appeared on offense and special teams. **at Iowa (9/23):** Logged snaps on offense and special teams. **Indiana (9/30):** Made a career-high-tying two tackles on punt coverage...Forced a first-quarter fumble on punt coverage, which was recovered by Nick Scott and returned for a touchdown...The forced fumble was the first of his career...Named the coaching staff's Special Team's Player of the Week. **at Northwestern (10/7):** Saw action on offense and special teams. **Michigan (10/21):** Tied a career high with two tackles...Had one stop on kickoff coverage and one on punt coverage. **at Ohio State (10/28):** Collected one tackle on punt coverage. **at Michigan State (11/4):** Made his first catch of the season, a 4-yard reception in the second quarter... Added a special teams tackle, coming on punt coverage. **Rutgers (11/11):** Appeared on offense and special teams.

» 2017 GAME-BY-GAME

Receiving (Receptions-Yards-TD)

AKRON 0-0-0; PITTSBURGH 0-0-0; GEORGIA STATE 0-0-0; at Iowa 0-0-0; INDIANA 0-0-0; at Northwestern 0-0-0; MICHIGAN 0-0-0; at Ohio State 0-0-0; at Michigan State 1-4-0; RUTGERS 0-0-0.

» CHARLES' CAREER OFFENSIVE STATISTICS & GAME HIGHS

	Att.-Yds.	Avg.	TD	LG	Rec.-Yds.	Avg.	TD	LG
2016	-	-	-	-	2-106	53.0	1	80
2017	-	-	-	-	1-4	4.0	-	4
CAREER	-	-	-	-	3-110	36.7	1	80

Receptions 1; Three Times: Last at Michigan State, 11/4/17
Receiving Yards 80; Minnesota, 10/1/16
Receiving Touchdowns 1; Minnesota, 10/1/16
Longest Reception 80; Minnesota, 10/1/16

Tackles 2; Three Times: Last Michigan, 10/21/17

NOTE: Has 12 career tackles, including 11 on special teams...Has one forced fumble (Indiana, 2017)...Has one kickoff return for 11 yards (at Indiana, 2016).



TYRELL CHAVIS 56
Defensive Tackle | 6-3 | 295
Senior/Senior
Richmond, Va./Fork Union Military Academy
Major: African American Studies

» 2017

Season: Appeared in 10 games.

Akron (9/2): Had career highs in tackles (5), tackles for loss (3.0) and logged his first career sack...Combined with Curtis Cothran for a first-quarter sack...Posted a pair of solo tackles for loss in the fourth quarter... Combined with Manny Bowen on a first-quarter tackle for loss...Five tackles tied for team high...Was a part of a defense that logged 14.0 tackles for loss, the most since recording 15.0 vs. Temple in 2015...Part of a defense that logged a season-opening shutout for the first time since 2007 (FIU, 59-0). **Georgia State (9/16):** Made one tackle. **Indiana (9/30):** Logged the first pass breakup of his career in the third quarter...Added one quarterback hurry. **at Northwestern (10/7):** Had one quarterback hurry. **Michigan (10/21):** Made one stop... Part of an defensive line that earned the coaching staff's Defensive Player of the Week. **at Ohio State (10/28):** Collected three tackles, including one solo stop. **at Michigan State (11/4):** Totaled three tackles...Had 1.5 tackles for loss, including a half a sack...Combined with Yetur Gross-Matos for a second-quarter sack of Brian Lewerke...Had a solo stop of LJ Scott behind the line of scrimmage in the second quarter...Added one quarterback hurry. **Rutgers (11/11):** Notched two stops...Had a pass breakup.

» 2017 GAME-BY-GAME


Tackles (Solo-Assisted-Total)

AKRON 2-3-5; PITTSBURGH 0-0-0; GEORGIA STATE 0-1-1; at Iowa 0-0-0; INDIANA 0-0-0; at Northwestern 0-0-0; MICHIGAN 0-1-1; at Ohio State 1-2-3; at Michigan State 1-2-3; RUTGERS 0-2-2.

» CHAVIS' CAREER STATISTICS & GAME HIGHS

	UA-A	TK	FF	FR	I	PBU	SACK	TFL
2016	2-11	13	-	-	-	-	-	1.0-2
2017	4-11	15	-	-	-	2	1.0-6	4.5-14
CAREER	6-22	28	-	-	-	2	1.0-6	5.5-16

Tackles 5; Akron, 9/2/17
Tackles for Loss 3.0; Akron, 9/2/17
Sacks 0.5; Twice: Last at Michigan State, 11/4/17
Pass Breakups 1; Twice: Last Rutgers, 11/11/17



JAKE COOPER 33
Linebacker | 6-1 | 252
Junior/Junior
Doylestown, Pa./Archbishop Wood
Major: Telecommunications

» 2017

Season: Appeared in five games.

Akron (9/2): Made two stops. **Georgia State (9/16):** Had one tackle. **Indiana (9/30):** Totaled three tackles. **at Northwestern (10/7):** Made one stop. **Rutgers (11/11):** Logged two stops.

» 2017 GAME-BY-GAME

Tackles (Solo-Assisted-Total)

AKRON 1-1-2; PITTSBURGH DNP; GEORGIA STATE 1-0-1; at Iowa DNP; INDIANA 0-3-3; at Northwestern 1-0-1; MICHIGAN DNP; at Ohio State DNP; at Michigan State DNP; RUTGERS 0-2-2.

» COOPER'S CAREER STATISTICS & GAME HIGHS

	UA-A	TK	FF	FR	I	PBU	SACK	TFL
2015	9-5	14	-	-	-	1	1.0-11	2.5-15
2016	4-11	15	-	-	-	-	-	-
2017	3-6	9	-	-	-	-	-	-
CAREER	16-22	38	-	-	-	1	1.0-11	2.5-15

Tackles 6; Twice: Last at Michigan, 9/24/16
Sacks 1.0; Buffalo, 9/12/15
Tackles for Loss 1.0; Twice: Last vs. Maryland, 10/24/15
Pass Breakups 1; Rutgers, 9/19/15



CURTIS COTHAN 52
Defensive Tackle | 6-5 | 295
Graduate/Senior
Newtown, Pa./Council Rock North
Major: Media Studies (2nd degree)

» 2017

Season: Started 10 games.

Akron (9/2): Totaled three tackles...Combined with Tyrell Chavis on a second-quarter sack...Joined Shareef Miller on a first-quarter tackle for loss...Was a part of a defense that logged 14.0 tackles for loss, the most since recording 15.0 vs. Temple in 2015...One of eight players to be a part of three-straight seasons with a shutout (Illinois, 2015; at Rutgers, 2016; Akron, 2017), marking the longest such streak since a three-year span from 1989-91...Part of a defense that logged a season-opening shutout for the first time since 2007 (FIU, 59-0). **Pittsburgh (9/9):** Logged two stops. **at Iowa (9/23):** Had three tackles, all solo, two for no gain. **at Northwestern (10/7):** Had two tackles...Toppled Clayton Thorson on a first-quarter sack for a loss of 8 yards on first-and-goal during the Wildcats opening drive. **Michigan (10/21):** Had two tackles...Registered a solo sack of John O'Korn on third down of Michigan's opening drive to force a punt...Part of a defense that held the Wolverines scoreless over the final 40:03 of the game...Part of an defensive line that earned the coaching staff's Defensive Player of the Week. **at Ohio State (10/28):** Totaled two tackles...Posted a solo takedown of quarterback J.T. Barrett in the first quarter. **Rutgers (11/11):** Posted a pair of stops, including one on punt coverage.

» 2017 GAME-BY-GAME


Tackles (Total-Solo-Assisted)

AKRON 0-3-3; PITTSBURGH 0-2-2; GEORGIA STATE 0-0-0; at Iowa 3-0-3; INDIANA 0-0-0; at Northwestern 1-1-2; MICHIGAN 1-1-2; at Ohio State 1-1-2; at Michigan State 0-0-0; RUTGERS 0-2-2.

» COTHAN'S CAREER STATISTICS & GAME HIGHS

	UA-A	TK	FF	FR	I	PBU	SACK	TFL
2014	1-0	1	-	-	-	-	-	1.0-2
2015	5-11	16	-	-	-	-	-	2.5-27 4.0-31
2016	11-10	21	-	-	-	-	-	0.5-5 4.5-15
2017	6-10	16	-	-	-	-	-	3.5-23 4.0-24
CAREER	23-31	54	-	-	-	-	-	6.5-55 13.5-72

Tackles 5; vs. Wisconsin, 12/3/16
Sacks 1.0; Five Times: Last at Ohio State, 10/28/17
Tackles for Loss 3.0; vs. Wisconsin, 12/3/16



PARKER COTHREN 41
Defensive Tackle | 6-4 | 302
Graduate/Senior
Huntsville, Ala./Hazel Green
Major: Criminology (2nd degree)

» 2017

Season: Started 10 games.

Akron (9/2): Made one tackle, combining with Torrence Brown on a second quarter tackle for loss...Also added a quarterback hurry in the first quarter...Was a part of a defense that logged 14.0 tackles for loss, the most since recording 15.0 vs. Temple in 2015...One of eight players to be a part of three-straight seasons with a shutout (Illinois, 2015; at Rutgers, 2016; Akron, 2017), marking the longest such streak since a three-year span from 1989-91...Part of a defense that logged a season-opening shutout for the first time since 2007 (FIU, 59-0). **Pittsburgh (9/9):** Logged two stops. **Georgia State (9/16):** Made a pair of tackles...A part of a unit that posted its second shutout of the season, marking the first time since 2009 a Nittany Lion defense posted two shutouts in a single season. **at Iowa (9/23):** Had one solo tackle. **Indiana (9/30):** Totaled four tackles...Recovered a third-quarter fumble, which was forced by Marcus Allen, for his first career fumble recovery. **at Northwestern (10/7):** Made three tackles. **Michigan (10/21):** Made four tackles...Logged a solo quarterback takedown in the fourth quarter...Part of a defense that held the Wolverines scoreless over the final 40:03 of the game... Part of an defensive line that earned the coaching staff's Defensive Player of the Week. **at Ohio State (10/28):** Totaled one tackle. **at Michigan State (11/4):** Posted three stops...Added one quarterback hurry. **Rutgers (11/11):** Registered two tackles.

» 2017 GAME-BY-GAME

Tackles (Solo-Assisted-Total)

AKRON 0-1-1; PITTSBURGH 0-2-2; GEORGIA STATE 0-2-2; at Iowa 1-0-1; INDIANA 2-2-4; at Northwestern 0-3-3; MICHIGAN 1-3-4; at Ohio State 1-0-1; at Michigan State 1-2-3; RUTGERS 2-0-2.

» COTHREN'S CAREER STATISTICS & GAME HIGHS

	UA-A	TK	FF	FR	I	PBU	SACK	TFL
2014	8-3	11	-	-	-	-	-	0.5-1 2.5-6
2015	4-9	13	-	-	-	1	-	0.5-2 0.5-2
2016	9-17	26	-	-	-	-	-	2.0-6 5.5-13
2017	8-15	23	-	1	-	-	-	1.0-8 1.5-9
CAREER	29-44	73	-	1	-	1	4.0-17	10.0-30

Tackles 7; Temple, 9/17/16
Sacks 1.0; Twice: Michigan, 10/21/17
Tackles for Loss 2.5; Temple, 9/17/16
Fumble Recoveries 1; Indiana, 9/30/17
Pass Breakups 1; Michigan, 11/21/15



DAE'LUN DARIEN 87
Wide Receiver | 6-4 | 210
Sophomore/Freshman
Baltimore, Md./Dunbar
Major: Division of Undergraduate Studies

» 2017
Season: Appeared in five games...Made his collegiate debut vs. Georgia State (9/16)...One of 24 student-athletes to make their collegiate debut in 2017...One of 17 freshmen (14 redshirt, 3 true) to appear in 2017.

Georgia State (9/16): Made his collegiate debut in the second half...Saw time on special teams and offense. **Indiana (9/30):** Appeared on special teams. **at Northwestern (10/7):** Saw time on special teams. **Michigan (10/21):** Took snaps on special teams. **Rutgers (11/11):** Saw time on special teams.



DESI DAVIS 12
Cornerback | 5-11 | 181
Senior/Junior
Ardmore, Pa./Harrilton
Major: Psychology


» 2017
Season: Appeared in one game...Made his collegiate debut vs. Georgia State (9/16)...One of 24 student-athletes to make their collegiate debut in 2017.

Georgia State (9/16): Made his collegiate debut...Made his first career tackle in the fourth quarter, a solo stop.

» 2017 GAME-BY-GAME
Tackles (Solo-Assisted-Total)
AKRON DNP; PITTSBURGH DNP; GEORGIA STATE 1-0-1; at Iowa DNP; INDIANA DNP; at Northwestern DNP; MICHIGAN DNP; at Ohio State DNP; at Michigan State DNP; RUTGERS DNP.

» D. DAVIS' CAREER STATISTICS & GAME HIGHS

	UA-A	TK	FF	FR	I	PBU	SACK	TFL
2015	-	-	-	-	-	-	-	-
2016	-	-	-	-	-	-	-	-
2017	1-0	1	-	-	-	-	-	-
CAREER	1-0	1	-	-	-	-	-	-



TYLER DAVIS 95
Kicker/Punter | 5-11 | 189
Senior/Senior
St. Charles, Ill./St. Charles
Major: Economics

» CAREER NOTES & RECORDS
NCAA: Sits No. 21 among active FBS scorers in points per game (7.6)...Ranks No. 25 among active FBS kickers in field goal percentage (.809)...Is No. 27 on the active FBS field goals made per game (1.23) list...Is one of six active FBS kickers to amass 100 made PATs without a miss.

Career: Ranks tied for No. 9 on Penn State's career field goals made charts with 38, equaling Nick Gancitano (38; 1981-84)...Sits No. 8 on the career scoring charts at Penn State with 236 points, trailing Lydell Mitchell (246; 1969-71) for No. 7...Owns the school record for consecutive field goals made with 18, breaking Sam Ficken's mark of 15-straight makes between the 2012 and 2013 seasons...Had his consecutive field goals made streak snapped on a first-quarter blocked kick vs. Ohio State...The 18-straight made field goals were tied for the longest streak in the Big Ten since Brad Craddock (UMD) converted 24-straight in from 2013-14...The 18 consecutive field goals are tied for the fourth-longest streak in Big Ten history...His 122 consecutive extra point conversions are No. 4 in Big Ten history and broke the previous Penn State mark held by Brett Conway (119; 1994-96).

Season: Tied the Penn State single-season record with 62 converted extra points attempts, equaling Brett Conway's mark from 1994...Joins Brett Conway (62; 1994) and Kevin Kelly (60; 2008) as the only place kickers with 50-plus made extra points in a single season...Tied for No. 2 on

Penn State's single-season field goals made charts (22), trailing only Sam Ficken's 24 makes from 2014...Finished No. 5 on the PSU single-season scoring charts (128 points)...Davis and Saqoun Barkley (132) became the first set of teammates to score 100 points in the same season...Tied the Big Ten single-season kick scoring record with 128 points, equaling the mark set by Ohio State's Sean Nuernberger in 2014.

» 2017
Awards: Selected to the Lou Groza Award preseason watch list...Selected preseason second-team All-American by *Sporting News*.

Season: Started 10 games at place kicker...Selected team captain prior to the season.

Rankings: Is No. 63 nationally and No. 4 in the Big Ten in total points scored (73)...Sits tied for No. 73 in the FBS and No. 4 in the Big Ten in scoring per game (7.3)...Ranks tied for No. 88 nationally and No. 11 in the Big Ten in field goals made per game (0.80).

Akron (9/2): Converted all seven extra points and 1-of-2 field goal attempts...Hit a career-long 47-yard field goal in the third quarter...Had seven kickoffs for a 64.0 yard average and four touchbacks...Made one tackle...One of 10 Penn Staters to register their first career tackles in the game. **Pittsburgh (9/9):** Successful on his lone field goal attempt and made all four extra points...Converted a 24-yard field goal in the fourth quarter...Hit six kickoffs for an average of 64.0 yards and three touchbacks.

Georgia State (9/16): Connected on all eight extra point attempts, tying a career high (at Purdue, 2016)...Missed his lone field goal attempt, a 39-yard try...Hit six kickoffs for an average of 65.0 yards with all six ending in touchbacks...Named Co-Special Teams Player of the Week by the coaching staff, along with Blake Gillikin. **at Iowa (9/23):** Connected on field goals from 19 and 21 yards...Attempted a career-high-tying four field goals, making two, missing one and having one attempt blocked...Hit four kickoffs for an average of 64.0 yards and one touchback. **Indiana (9/30):** Made one of three field goal attempts, connecting from 45 yards, missing from 21 yards and having a 42-yard attempt blocked...Successful on all six extra point attempts...Totalled nine points in the game...Hit eight kickoffs for an average of 64.2 yards...Six kickoffs ended in a touchback. **at Northwestern (10/7):** Was 1-of-2 on field goal attempts and 4-for-4 on point after attempts to log seven points...Successful on a 21-yard attempt in the first quarter...Averaged 63.5 yards on six kickoffs, including three touchbacks. **Michigan (10/21):** Made all six point-after attempts...Hit seven kickoffs for an average of 62.4 yards and two touchbacks...Made his second career tackle on kickoff coverage...Named Co-Special Teams Player of the Week by the coaching staff, along with Blake Gillikin. **at Ohio State (10/28):** Totalled eight points, going 5-of-5 on PAT attempts and hitting his lone field goal attempt...Connected on a 24-yard field goal in the fourth quarter...Hit seven kickoffs for an average of 62.0 yards...Had one touchback. **at Michigan State (11/4):** Totalled six points on the game, including three extra points and a field goal...Converted all three extra point attempts...Was successful on his lone field goal attempt, a 26-yard connection in the third quarter...Hit five kickoffs for a 63.0-yard average...Had one touchback...Added career-high two tackles on kickoff coverage.

Rutgers (11/11): Converted all five of his extra points attempts...Averaged 57.5 yards on six kickoffs.

» T. DAVIS' CAREER SCORING STATISTICS & GAME HIGHS

	FGM-A	%	0-19	20-29	30-39	40-49	50+	LG	XP	PTS
2015	8-8	100.0	2-2	3-3	2-2	1-1	-	42	11-11	35
2016	22-24	.917	1-1	6-6	12-14	3-3	-	40	62-62	128
2017	8-15	.533	1-1	5-6	0-4	2-4	-	47	49-49	73
CAREER 38-47	.809	4-4	14-15	14-20	6-8	-	47	122-122	236	

Points Scored 15; at Rutgers, 11/19/16
PATs Made 8; Twice: Last Georgia State, 9/16/17
Field Goals Made 4; at Rutgers, 11/19/16
Field Goals Attempted 4; Twice: Last at Iowa, 9/23/17
Longest Field Goal 47 yards; Akron, 9/2/17

» T. DAVIS' CAREER KICKOFF STATISTICS

	No.	Yds	AVG	TB	OB
2015	10	595	59.5	3	1
2016	8	461	57.6	1	1
2017	62	3,904	62.9	27	3
CAREER	80	4,960	62.0	31	5

NOTE: Has four career tackles on kickoff coverage.



FRANK DI LEO 39
Linebacker | 5-9 | 222
Junior/Sophomore
Elmhurst, Ill./Saint Ignatius College Prep
Major: Business Administration

» 2017
Season: Appeared in one game.

Georgia State (9/16): Made his first career tackle...Combined with Johnathan Thomas on a fourth-quarter stop on special teams.

» 2017 GAME-BY-GAME
Tackles (Solo-Assisted-Total)
AKRON DNP; PITTSBURGH DNP; GEORGIA STATE 0-1-1; at Iowa DNP; INDIANA DNP; at Northwestern DNP; MICHIGAN DNP; at Ohio State DNP; at Michigan State DNP; RUTGERS DNP.

» DI LEO'S CAREER STATISTICS & GAME HIGHS

	UA-A	TK	FF	FR	I	PBU	SACK	TFL
2016	-	-	-	-	-	-	-	-
2017	0-1	1	-	-	-	-	-	-
CAREER	0-1	1	-	-	-	-	-	-

Tackles 1; Georgia State, 9/16/17



NICK EURY 40
Running Back | 5-9 | 207
Sophomore/Freshman
Shavertown, Pa./Lake-Lehman
Major: Division of Undergraduate Studies

» 2017
Season: Appeared in one game...One of 24 student-athletes to make their collegiate debut in 2017...One of 17 freshmen (14 redshirt, 3 true) to appear in 2017.

Georgia State (9/16): Made his collegiate debut...Carried once for 4 yards in the fourth quarter.

» 2017 GAME-BY-GAME
Rushing (Carries-Yards-TD)
AKRON DNP; PITTSBURGH DNP; GEORGIA STATE 1-4-0; at Iowa DNP; INDIANA DNP; at Northwestern DNP; MICHIGAN DNP; at Ohio State DNP; at Michigan State DNP; RUTGERS DNP.

» EURY'S CAREER OFFENSIVE STATISTICS & GAME HIGHS

	Att.-Yds.	Avg.	TD	LG	Rec.-Yds.	Avg.	TD	LG
2017	1-4	4.0	-	-	-	-	-	-
CAREER	1-4	4.0	-	-	-	-	-	-

Rushing attempts 1; Georgia State, 9/16/17
Rushing Yards 4; Georgia State, 9/16/17
Long Rush 4 yards; Georgia State, 9/16/17



KOA FARMER 7
Linebacker | 6-1 | 231
Senior/Junior
Lake View Terrace, Calif./Notre Dame
Major: Criminology & Sociology

» 2017
Awards: Named to the watch list for the Polynesian College Football Player of the Year Award.

Season: Started 10 games.

Akron (9/2): Made two stops, both coming in the first half...Combined with Brandon Smith on a second-quarter tackle for loss...Was a part of a defense that logged 14.0 tackles for loss, the most since recording 15.0 vs. Temple in 2015...Part of a defense that logged a season-opening shutout for the first time since 2007 (FIU, 59-0). **Pittsburgh (9/9):** Logged a career-high eight stops to tie with Jason Cabinda and Nick Scott for No. 2 on the team...Added 1.5 tackles for loss, including a solo takedown of Pittsburgh quarterback Ben DiNucci on third-and-goal in the fourth quarter...Combined with Torrence Brown on a first-quarter tackle for loss... Part of a defense that piled up five sacks, its most since logging six last season vs. No. 2 Ohio State. **Georgia State (9/16):** Made one tackle...A part of a unit that posted its second shutout of the season, marking the first time since 2009 a Nittany Lion defense posted two shutouts in a single season. **at Iowa (9/23):** Had two assisted tackles...Combined with Jason Cabinda on a second-quarter tackle for loss. **Indiana (9/30):** Totaled four tackles...Added one quarterback hurry. **at Northwestern (10/7):** Tallied four tackles - all solo...Had a second-quarter solo tackle for loss...Recovered Northwestern's on-side kick attempt with 1:45 to play in the fourth quarter. **Michigan (10/21):** Ranked second on the team with seven tackles...Part of a defense that held the Wolverines scoreless over the final 40:03 of the game. **at Ohio State (10/28):** Totaled seven tackles, including a career-high 2.0 tackles for loss, both solo stops behind the line...Recovered a first-quarter fumble and returned it 26 yards to set up Penn State second touchdown of the game...Returned two kickoffs for 70 yards, including a career-long 59-yarder in the second quarter. **at Michigan State (11/4):** Posted a career-high-tying eight tackles...Had one pass breakup and one quarterback hurry. **Rutgers (11/11):** Made one tackle...Added one pass breakup...Part of a defense that allowed just 43 passing yards, the fewest in a game since giving up 32 vs. Army (2015)... The 43 passing yards are the fewest allowed by Penn State in Big Ten play... Held Rutgers to just seven pass completions, the second-fewest allowed by the Nittany Lions in a Big Ten game.

» **2017 GAME-BY-GAME**

Tackles (Solo-Assisted-Total)
AKRON 0-2-2; PITTSBURGH 4-4-8; GEORGIA STATE 1-0-1; at Iowa 0-2-2; INDIANA 0-4-4; at Northwestern 4-0-4; MICHIGAN 1-6-7; at Ohio State 3-4-7; at Michigan State 4-4-8; RUTGERS 0-1-1.

» **FARMER'S CAREER STATISTICS & GAME HIGHS**

	UA-A	TK	FF	FR	I	PBU	SACK	TFL
2015	-	-	-	-	-	-	-	-
2016	14-15	29	1	-	-	1	3.0-13	4.5-16
2017	17-26	44	-	1	-	1	1.0-4	3.5-15
CAREER	31-42	73	1	1	-	2	4.0-17	10.0-31

Tackles8; Twice: Last at Michigan State, 11/4/17
Sacks1.0; Four Times: Last Pittsburgh, 9/9/17
Tackles for Loss1.5; Twice: Last Pittsburgh, 9/9/17
Forced Fumbles1; Maryland, 10/8/16
Fumble Recoveries1; at Ohio State, 10/28/17
Pass Breakups1; Twice: Last at Michigan State, 11/4/17

NOTE: Has 20 career kickoff returns for 475 yards (23.8 ypr).



BILLY FESSLER 16
Quarterback | 5-11 | 190
Senior/Junior
Erie, Pa./Erie Cathedral Prep
Major: Finance

» 2017
Season: Appeared in 10 games...Has held on all placements during the season.

Georgia State (9/16): Completed his first career pass on his first collegiate throw to Jonathan Holland, for Holland's first career reception... Finished 1-of-2 passing for eight yards.


» **2017 GAME-BY-GAME**

Passing (Comp.-Att.-Yds.-TD-INT)
AKRON 0-0-0-0-0; PITTSBURGH 0-0-0-0-0; GEORGIA STATE 1-2-8-0-0; at Iowa 0-0-0-0-0; INDIANA 0-0-0-0-0; at Northwestern 0-0-0-0-0; MICHIGAN 0-0-0-0-0; at Ohio State 0-0-0-0-0; at Michigan State 0-0-0-0-0; RUTGERS 0-0-0-0-0.

» **FESSLER'S CAREER PASSING STATISTICS & GAME HIGHS**

	C-A	Yds.	%	TD-INT	YPG	LG
2015	-	-	-	-	-	-
2016	-	-	-	-	-	-
2017	1-2	8	50.0	-	8.0	8
CAREER	1-2	8	50.0	-	8.0	8

Pass Completions1; Georgia State, 9/16/17
Pass Attempts2; Georgia State, 9/16/17
Passing Yards8; Georgia State, 9/16/17
Long Pass8 yards; Georgia State, 9/16/17




WILL FRIES 71
Offensive Line | 6-6 | 305
Sophomore/Freshman
Cranford, N.J./Cranford
Major: Division of Undergraduate Studies

» 2017
Season: Appeared in 10 games with six starts...Made collegiate debut vs. Akron (9/2) on special teams...Made his first career start vs. Georgia State (9/16)...One of 24 student-athletes to make their collegiate debut in 2017...One of 17 freshmen (14 redshirt, 3 true) to appear in 2017...Joins Ryan Buchholz, Shareef Miller and Miles Sanders as first-time starters in 2017.

Akron (9/2): Made collegiate debut...Appeared on both special teams and offense. **Pittsburgh (9/9):** Appeared on special teams. **Georgia State (9/16):** Made his first career start at left guard...Guided the offense to 526 yards of total offense, including Trace McSorley's sixth-career 300-yard passing game (309 yards) and his school-record fourth game with four-or-more touchdown passes...Helped Penn State score eight offensive touchdowns, coming from eight different Penn Staters...Saw Penn State eclipse the 30-point mark for the 10th-straight game, just the fifth streak of 10-or-more games in Big Ten history. **at Iowa (9/23):** Helped Penn State to a season-high 579 yards of total offense on a school-record 99 offensive plays...Paved the way for Saquon Barkley's career-high 211 rushing yards and 94 receiving yards, which helped Barkley to a school-record 358 all-purpose yards...Blocked for Trace McSorley's 284-yard passing effort. **Indiana (9/30):** Helped protect Trace McSorley for his seventh career 300-yard passing game...Allowed the passing game time to find DaeSean Hamilton on nine occasions, which led to Hamilton breaking Penn State's career receptions record. **Michigan (10/21):** Helped Penn State pile up 506 yards of total offense, the most allowed by Michigan since 2015 vs. Indiana (527 yards)...The 303 yards gained in the first half by Penn State are the most allowed by a Jim Harbaugh-coached Michigan team in any half...Instrumental in the Nittany Lions five rushing touchdowns and one receiving score...Cleared the way for Saquon Barkley's 108 yards rushing and two touchdowns...Protected Trace McSorley on a 282-yard passing night and one scoring strike...McSorley also ran for 76 yards and three scores, the most by a Penn State quarterback since at least 1967. **at Ohio State (10/28):** Part of an offensive line that helped produce 283 yards... Protected Trace McSorley, who threw for 192 yards and two touchdowns, and rushed for 49 yards and a score...Helped the offense score 38 points, the most allowed by Ohio State since giving up 41 tallies to Michigan in


2013. **at Michigan State (11/4):** Helped the offense post 466 yards of total offense, including 401 yards passing...Protected Trace McSorley to the tune of 381 yards passing and three touchdowns...Blocked for Saquon Barkley's game-high 63 rushing yards...Helped Penn State sustain a 12-play, 95-yard scoring drive - its longest in terms of yards and tied for the longest in terms of plays in 2017. **Rutgers (11/11):** Helped Penn State score 20 points for the 20th-consecutive game...Protected Trace McSorley to the tune of 16-of-21 passing for 214 yards and two touchdowns... Blocked for a pair of Saquon Barkley rushing scores and one McSorley touchdown scamper.



ALEX GELLERSTEDT 51
Offensive Line | 6-6 | 303
Sophomore/Freshman
Dublin, Ohio/Dublin Coffman
Major: Division of Undergraduate Studies

» 2017
Season: Appeared in four games...Made collegiate debut vs. Akron (9/2) on special teams...One of 24 student-athletes to make their collegiate debut in 2017...One of 17 freshmen (14 redshirt, 3 true) to appear in 2017.

Akron (9/2): Made collegiate debut...Appeared on both special teams and offense. **Pittsburgh (9/9):** Appeared on special teams. **Georgia State (9/16):** Appeared on special teams and offense. **at Iowa (9/23):** Saw time on special teams.



MIKE GESICKI 88
Tight End/H-Back | 6-6 | 257
Senior/Senior
Manahawkin, N.J./Southern Regional
Major: Advertising & Public Relations

» **CAREER NOTES & RECORDS**

Career: Set the Penn State career receptions record for tight ends with his final catch vs. Pittsburgh, eclipsing Andrew Quarless' 87 grabs from 2006-09...Is No. 11 on the career receptions charts with 114 grabs, trailing Jack Curry (117; 1965-67) for No. 10...Sits No. 19 on Penn State's career receiving yards chart with 1,337 yards...Became the 29th Penn State pass catcher to eclipse 1,000 receiving yards vs. Pittsburgh (9/9/17)...Owns 11 career touchdown receptions, which is tied with Jesse James (11; 2012-14) for the school record for a tight end...Joins teammates Saquon Barkley and DaeSean Hamilton as the second RB/WR/TE trio to eclipse 1,000 career receiving yards in Big Ten history (Purdue, 1982-85: WR Steve Griffen, 2,234 yards; RB Rodney Carter, 1,814 yards; TE Marty Scott, 1,247 yards).

Season: Owns the single-season record for receptions by a tight end with 48 in 2016, passing Andrew Quarless (41; 2009), and yardage by a tight end at 679 in 2016, besting Mickey Shuler's single-season record of 600 receiving yards (1977)...Tied the Penn State season record for touchdown catches for a tight end (5) in both 2016 and 2017.

» 2017
Awards: Selected as one of eight a semifinalist for the Mackey Award... Earned Midseason All-America honors from *Sports Illustrated*... Earned *Pro Football Focus* Big Ten Team of the Week honors on Sept. 12 after catching two touchdown passes vs. Pittsburgh...Named to the Mackey Award preseason watch list...Selected a preseason first-team All-America by the *Associated Press*, *Sporting News*, *USA Today* and *Street & Smith*...Earned second-team All-America from *Sports Illustrated*, *Athlon Sports* and *Lindy's*.

Season: Made 10 starts...Caught a touchdown pass in five-straight games from Nov. 26, 2016-Sept. 9, 2017, including multiple touchdown grabs in the first two games of 2017...Has at least one reception in 24-straight games...Of his 42 catches this season, 22 of them have gone for a first down or a touchdown.

Rankings: Ranks tied No. 70 nationally and No. 10 in the Big Ten in receiving touchdowns (5).

Akron (9/2): Had career highs with six catches and two touchdown grabs...Totaled 58 yards...Made scoring grabs of 13 and 35 yards. **Pittsburgh (9/9):** Had two touchdown grabs and tied for team high with four catches...Totaled 39 yards receiving...Made his first career tackle on an interception that ended the first half. **Georgia State (9/16):** Caught

two passes for 26 yards, including a 20-yard catch-and-run to get Penn State out of the shadow of its own goal line after GSU downed a punt at the PSU 1-yard line. **at Iowa (9/23):** Had five receptions for 25 yards... Two of his receptions went for first downs and another came on Penn State's game-winning touchdown drive. **Indiana (9/30):** Made three catches for 19 yards. **at Northwestern (10/7):** Made two catches for 9 yards. **Michigan (10/21):** Caught two passes for 53 yards...Both catches went for first downs...Had a 42-yard leaping grab at the Michigan 15-yard line to set up Saquon Barkley's 15-yard touchdown run in the first quarter...Went up and caught a 17-yard pass to make it first-and-goal on the UM 3-yard line, which set up Trace McSorley's touchdown run on the next play just before halftime. **at Ohio State:** Caught six passes for 57 yards...Four of his six receptions went for first downs. **at Michigan State (11/4):** Led the team with a career-high eight catches, totaling a career-high 89 yards...Three of his eight catches went for first downs. **Rutgers (11/11):** Hauled in his fifth touchdown grab of the season to equal his career high and tie the school record for receiving touchdowns by a tight end, a record he holds with four others...Made four catches for 45 yards in the game.

» 2017 GAME-BY-GAME

Receiving (Receptions-Yards-TD)

AKRON 6-58-2; PITTSBURGH 4-39-2; GEORGIA STATE 2-26-0; at Iowa 5-25-0; INDIANA 3-19-0; at Northwestern 2-9-0; MICHIGAN 2-52-0; at Ohio State 6-57-0; at Michigan State 8-89-0; RUTGERS 4-45-1.

» GESICKI'S CAREER OFFENSIVE STATISTICS & GAME HIGHS

	Att.-Yds.	Avg.	TD	LG	Rec.-Yds.	Avg.	TD	LG
2014	-	-	-	-	11-114	10.4	-	30
2015	-	-	-	-	13-125	9.6	1	33
2016	-	-	-	-	48-679	14.1	5	53
2017	-	-	-	-	42-419	9.9	5	35
CAREER	-	-	-	-	114-1,337	11.7	11	53

Receptions: 8; at Michigan State, 11/4/17
Receiving Yards: 88; Twice: Last at Michigan State, 11/4/17
Receiving Touchdowns: 2; Twice: Last Pittsburgh, 9/9/17
Longest Reception: 53 yards; Minnesota, 10/1/16

NOTE: Has one career tackle (Pittsburgh, 2017).



BLAKE GILLIKIN 93
 Punter | 6-2 | 196
 Sophomore/Sophomore
 Smyrna, Ga./The Westminster Schools
 Major: Kinesiology (Schreyer Honors College)

» CAREER NOTES & RECORDS

Career: Ranks No. 1 on Penn State's career punting average charts (43.2 ypp)...Has 22 career punts downed inside the opponent's 10-yard line (seven in 2016, 15 in 2017).

Season: Broke the Penn State freshman season punting average record with 42.8 yards per punt, surpassing the record set by Jeremy Kapinos in 2003 (41.9)...Ranks No. 7 on Penn State's single-season punting average chart with a 42.8 average in 2016.

Game: Set the Penn State freshman record for punting average in a game with five kicks for an average of 50.8 yards in the Rose Bowl against USC (1/2/17).

» 2017

Awards: Earned CoSIDA Academic All-District...Named to the Ray Guy Award preseason watch list.

Season: Started 10 games at punter.

Rankings: Sits No. 32 in the FBS and No. 3 in the B1G in punting average (43.3).

Akron (9/2): Punted twice in the fourth quarter for an average of 50.0 yards per punt. **Pittsburgh (9/9):** Hit six punts for an average of 43.2 yards...Pinned Pittsburgh inside its own 20-yard line on four occasions, a career high...A career-high three of his punts finished inside the Panthers' 10-yard line...Had two punts fair caught. **Georgia State (9/16):** Booted three punts, two of which were downed inside the GSU 20-yard line... Averaged 45.3 yards per punt...Placed one punt at the Panthers' 10-yard line...Had a long punt of 52 yards...Named Co-Special Teams Player of the Week by the coaching staff, along with Tyler Davis. **at Iowa (9/23):** Hit

four punts for an average of 39.8 yards...Placed a career-high-tying three punts inside the Iowa 10-yard line...Garnered the coaching staff's Special Teams Player of the Week award. **Indiana (9/30):** Hit six punts for an average of 46.5 yards per punt...Placed four punts inside the Indiana 20-yard line, including two inside the IU 10-yard line...Hit a pair of 50-plus yard punts in the game. **at Northwestern (10/7):** Averaged 43.0 yards per punt on five boots...Had a long punt of 50 yards...Placed a career-high-tying three punts inside the NU 10-yard line...Had one touchdown and two punts fair caught...Named the coaching staff's Special Team's Player of the Week. **Michigan (10/21):** Hit two punts for an average of 49.5 yards...Had a long punt of 56 yards... Named Co-Special Teams Player of the Week by the coaching staff, along with Tyler Davis. **at Ohio State (10/28):** Averaged 42.6 yards per punt on five punts...Hit a 57-yarder in the fourth quarter...Had one punt downed inside the Ohio State 20-yard line. **at Michigan State (11/4):** Hit four punts for a 39.0 average...Had two punts land inside the MSU 20-yard line, including one inside the 10... Had a long punt of 52 yards. **Rutgers (11/11):** Averaged 40.6 yards on six punts...Had three of his punts downed inside the Rutgers 10-yard line.

» GILLIKIN'S CAREER PUNTING STATISTICS & GAME HIGHS

	Punts	Yards	Avg.	I-20	FC	50+	LG	BLK
2016	61	2,611	42.8	22	18	13	69	0
2017	42	1,819	43.3	22	14	11	57	1
CAREER	98	4,217	43.2	44	32	24	69	1

Punt Attempts: 7; Ohio State, 10/22/16
Punt Yards: 282; Kent State, 9/3/16
Punt Average: 50.8; vs. USC, 1/2/17
Longest Punt: 69; at Pittsburgh, 9/10/16
Punts Inside the 20: 4; Twice: Last Indiana, 9/30/17
Punts Inside the 10: 3; Three Times: Last Rutgers, 11/11/17



KEVIN GIVENS 30
 Defensive Tackle | 6-1 | 281
 Junior/Sophomore
 Altoona, Pa./Altoona Area
 Major: Criminology

» 2017

Season: Appeared in 10 games with two starts...Made his first start of the season at defensive end at Michigan State...Has seen time at both defensive end and defensive tackle.

Akron (9/2): Made one tackle. **Pittsburgh (9/9):** Combined with Shaka Toney on a tackle for loss in the fourth quarter for his lone stop of the game. **Georgia State (9/16):** Made one tackle...Recovered his third career fumble in the third quarter...Helped Penn State force five turnovers (three interceptions, two fumble recoveries), the first time since forcing five turnovers last season at Indiana (five fumble recoveries). **Indiana (9/30):** Made one solo stop. **at Northwestern (10/7):** Broke up a career-high two passes, batting a pair of Clayton Thorson attempts at the line of scrimmage. **Michigan (10/21):** Made a career-high four tackles...Sacked John O'Korn on fourth-and-11 to force a Michigan turnover on downs... Part of a defensive line that earned the coaching staff's Defensive Player of the Week. **at Michigan State (11/4):** Started at defensive end... Logged a career-high-tying four tackles. **Rutgers (11/11):** Made two tackles in his second start at defensive end.

» 2017 GAME-BY-GAME


Tackles (Solo-Assisted-Total)

AKRON 0-1-1; PITTSBURGH 0-1-1; GEORGIA STATE 1-0-1; at Iowa 0-0-0; INDIANA 1-0-1; at Northwestern 0-0-0; MICHIGAN 1-3-4; at Ohio State 0-0-0; at Michigan State 1-3-4; RUTGERS 1-1-2.

» GIVENS' CAREER STATISTICS & GAME HIGHS

	UA-A	TK	FF	FR	I	PBU	SACK	TFL
2016	12-14	26	-	2	-	1	4.5-28	7.0-33
2017	5-9	14	-	1	-	2	1.0-7	1.5-8
CAREER	17-23	40	-	3	-	3	5.5-35	7.5-41

Tackles: 4; Twice: Last at Michigan State, 11/4/17
Sacks: 1.0; Four Times: Last Michigan, 10/21/17
Tackles for Loss: 1.0; Six Times: Last Michigan, 10/21/17
Fumble Recoveries: 1; Three Times: Last Georgia State, 9/16/17
Pass Breakup: 2; at Northwestern, 10/7/17



STEVEN GONZALEZ 74
 Offensive Line | 6-4 | 339
 Junior/Sophomore
 Union City, N.J./Union City
 Major: History

» 2017

Awards: Earned a spot on the Pro Football Focus Big Ten Team of the Week on Sept. 26 following his efforts vs. Iowa...Earned Pro Football Focus Big Ten Team of the Week following his effort vs. Indiana (9/30).

Season: Started 10 games.

Akron (9/2): Helped pave the way for 569 total yards...Cleared the way for Saquon Barkley's 174 rushing yards for his 11th career 100-yard rushing game...Protected Trace McSorley to the tune of 280 passing yards and two scoring throws...Didn't allow a sack or quarterback hurry...Part of the offensive line unit that was named the coaching staff's Offensive Player of the Week. **Pittsburgh (9/9):** Part of an offensive line that allowed just one sack...Blocked for 148 total rushing yards - including 88 from Saquon Barkley - and protected Trace McSorley to the tune of three touchdowns and 164 yards passing. **Georgia State (9/16):** Guided the offense to 526 yards of total offense, including Trace McSorley's sixth-career 300-yard passing game (309 yards) and his school-record fourth game with four-or-more touchdown passes...Helped Penn State score eight offensive touchdowns, coming from eight different Penn Staters... Saw Penn State eclipse the 30-point mark for the 10th-straight game, just the fifth streak of 10-or-more games in Big Ten history. **at Iowa (9/23):** Helped Penn State to a season-high 579 yards of total offense on a school-record 99 offensive plays...Paved the way for Saquon Barkley's career-high 211 rushing yards and 94 receiving yards, which helped Barkley to a school-record 358 all-purpose yards...Blocked for Trace McSorley's 284-yard passing effort. **Indiana (9/30):** Helped protect Trace McSorley for his seventh career 300-yard passing game...Allowed the passing game time to find DaeSean Hamilton on nine occasions, which led to Hamilton breaking Penn State's career receptions record. **at Northwestern (10/7):** Protected quarterback Trace McSorley to the tune of 245 yards passing and cleared the way for Saquon Barkley's two touchdowns and game-high 75 rushing yards...Aided the team in piling up 381 yards of total offense to earn bowl eligibility. **Michigan (10/21):** Helped Penn State pile up 506 yards of total offense, the most allowed by Michigan since 2015 vs. Indiana (527 yards)...The 303 yards gained in the first half by Penn State are the most allowed by a Jim Harbaugh-coached Michigan team in any half...Instrumental in the Nittany Lions five rushing touchdowns and one receiving score...Cleared the way for Saquon Barkley's 108 yards rushing and two touchdowns...Protected Trace McSorley on a 282-yard passing night and one scoring strike... McSorley also ran for 76 yards and three scores, the most by a Penn State quarterback since at least 1967. **at Ohio State (10/28):** Part of an offensive line that helped produce 283 yards...Protected Trace McSorley, who threw for 192 yards and two touchdowns, and rushed for 49 yards and a score...Helped the offense score 38 points, the most allowed by Ohio State since giving up 41 tallies to Michigan in 2013. **at Michigan State (11/4):** Helped the offense post 466 yards of total offense, including 401 yards passing...Protected Trace McSorley to the tune of 381 yards passing and three touchdowns...Blocked for Saquon Barkley's game-high 63 rushing yards...Helped Penn State sustain a 12-play, 95-yard scoring drive - its longest in terms of yards and tied for the longest in terms of plays in 2017. **Rutgers (11/11):** Helped Penn State score 20 points for the 20th-consecutive game...Protected Trace McSorley to the tune of 16-of-21 passing for 214 yards and two touchdowns...Blocked for a pair of Saquon Barkley rushing scores and one McSorley touchdown scamper.



YETUR GROSS-MATOS 99
 Defensive End | 6-5 | 242
 Freshman/Freshman
 Spotsylvania, Va./Chancellor
 Major: Division of Undergraduate Studies

» 2017

Season: Appeared in 10 games...Made collegiate debut vs. Akron (9/2)... One of 24 student-athletes to make their collegiate debut in 2017...One of 17 freshmen (14 redshirt, 3 true) to appear in 2017.

Akron (9/2): Made collegiate debut...Logged two stops...Added one quarterback hurry in the fourth quarter...One of 10 Penn Staters to register their first career tackles in the game. **Pittsburgh (9/9):** Had a solo stop in the fourth quarter. **Georgia State (9/16):** Made back-to-back big plays early in the fourth quarter...Combined with Antonio Shelton on a tackle for loss, before recovering a fumble that was forced by Daniel Joseph on third down...It was his first career fumble recovery and capped a five-turnover game for the Penn State defense...Helped Penn State force five turnovers (three interceptions, two fumble recoveries), the first time since forcing five turnovers last season at Indiana (five fumble recoveries). **Indiana (9/30):** Notched a career-high three tackles. **at Northwestern (10/7):** Had one quarterback hurry. **Michigan (10/21):** Made two tackles...Part of an defensive line that earned the coaching staff's Defensive Player of the Week. **at Michigan State (11/4):** Tied a career high with three tackles...Logged his first career sack, a combined takedown of Brian Lewerke with Tyrell Chavis in the second quarter. **Rutgers (11/11):** Made three tackles, equaling his career high.

» 2017 GAME-BY-GAME


Tackles (Solo-Assisted-Total)

AKRON 1-1-2; PITTSBURGH 1-0-1; GEORGIA STATE 0-1-1; at Iowa 0-0-0; INDIANA 1-2-3; at Northwestern 0-0-0; MICHIGAN 0-2-2; at Ohio State 0-0-0; at Michigan State 1-2-3; RUTGERS 0-3-3.

» GROSS-MATOS' CAREER STATISTICS & GAME HIGHS

	UA-A	TK	FR	FF	I	PBU	SACK	TFL
2017	4-11	15	1	-	-	-	0.5-5	1.0-6
CAREER	4-11	15	1	-	-	-	0.5-5	1.0-6

Tackles3; Three Times: Last Rutgers, 11/11/17
Sacks0.5; at Michigan State, 11/4/17
Tackles for Loss0.5; Twice: Last at Michigan State, 11/4/17
Fumble Recoveries1; Georgia State, 9/16/17



GRANT HALEY 15
 Cornerback | 5-9 | 185
 Senior/Senior
 Atlanta, Ga./The Lovett School
 Major: Advertising & Public Relations

» CAREER NOTES & RECORDS

Career: Became the first player in school history to return a blocked field goal for a touchdown vs. Ohio State (10/22/16), taking it back 60 yards following a Marcus Allen block.

Season: Broke the Penn State season record with 32 kickoff returns in 2014 (Chaz Powell, 27; 2011), a mark since topped by Miles Sanders (33; 2016)...His 659 kickoff return yards in 2014 rank third on the school season list behind Powell (733 yards; 2011) and Sanders (688; 2016).

» 2017

Awards: Named a semifinalist for the Jim Thorpe Award, along with teammate Marcus Allen...Earned Midseason All-America honors from *The All-American* and *USA Today*...Named to the *Pro Football Focus* Big Ten Team of the Week on Sept. 12 after grabbing his first interception of the season vs. Pittsburgh...Earned *Pro Football Focus* Big Ten Team of the Week following his effort vs. Indiana (9/30)...Garnered a spot on the *Pro Football Focus* Big Ten Team of the Week on Oct. 10 after a three-tackle, three-pass breakup effort at Northwestern.

Season: Started 10 games...Selected team captain prior to the season...Recovered his first career fumble at Iowa (9/23).

Akron (9/2): Made one tackle...One of eight players to be a part of three-straight seasons with a shutout (Illinois, 2015; at Rutgers, 2016;

Akron, 2017), marking the longest such streak since a three-year span from 1989-91...Part of a defense that logged a season-opening shutout for the first time since 2007 (FIU, 59-0). **Pittsburgh (9/9):** Made plays all over the field, with four tackles and one tackle for loss - a first-quarter sack of Panther quarterback Max Browne for his first career quarterback takedown...Added one pass breakup...Intercepted his fourth career pass in the first quarter and returned it a career-long 42 yards to set up Penn State's opening touchdown...Part of a defense that piled up five sacks, its most since logging six last season vs. No. 2 Ohio State...Selected as the coaching staff's Co-Defensive Player of the Week with Marcus Allen. **Georgia State (9/16):** Logged two stops...Corralled his second interception of the season in the second quarter...A part of a unit that posted its second shutout of the season, marking the first time since 2009 a Nittany Lion defense posted two shutouts in a single season...Helped Penn State force five turnovers (three interceptions, two fumble recoveries), the first time since forcing five turnovers last season at Indiana (five fumble recoveries)...Part of a secondary that nabbed three interceptions in a game for the first time since doing so at Maryland in 2015. **at Iowa (9/23):** Had one tackle and recovered his first career fumble...Covered up Marcus Allen's forced fumble in the third quarter, which led to a Saquon Barkley 8-yard touchdown run...Had an interception overturned by replay in the second half. **Indiana (9/30):** Totaled four tackles...Added one pass breakup and one quarterback hurry. **at Northwestern (10/7):** Made three tackles...Had a solo tackle for loss, dropping Justin Jackson for a loss of 7 yards in the third quarter...Broke up a career-high three passes...Selected as the coaching staff's Co-Defensive Player of the Week with Christian Campbell. **Michigan (10/21):** Made four tackles...Had one pass breakup...Part of a defense that held the Wolverines scoreless over the final 40:03 of the game. **at Ohio State (10/28):** Logged five tackles...Added a third-quarter pass breakup in the end zone. **at Michigan State (11/4):** Made five tackles. **Rutgers (11/11):** Made one tackle...Added two pass breakups...Part of a defense that allowed just 43 passing yards, the fewest in a game since giving up 32 vs. Army (2015)...The 43 passing yards are the fewest allowed by Penn State in Big Ten play...Held Rutgers to just seven pass completions, the second-fewest allowed by the Nittany Lions in a Big Ten game.

» 2017 GAME-BY-GAME

Tackles (Solo-Assisted-Total)

AKRON 1-0-1; PITTSBURGH 3-1-4; GEORGIA STATE 1-1-2; at Iowa 1-0-1; INDIANA 2-2-4; at Northwestern 2-1-3; MICHIGAN 3-1-4; at Ohio State 4-1-5; at Michigan State 3-2-5; RUTGERS 0-1-1.

» HALEY'S CAREER STATISTICS & GAME HIGHS

	UA-A	TK	FR	FF	I	PBU	SACK	TFL
2014	12-6	18	-	-	1	2	-	-
2015	27-15	42	1	-	2	7	-	2.0-10
2016	23-16	39	-	-	-	4	-	1.5-4
2017	20-10	30	-	1	2	9	1.0-9	2.0-16
CAREER	82-47	129	1	1	5	22	1.0-9	5.5-30

Tackles7; Three Times: Last vs. USC, 1/2/17
Tackles for Loss1.0; Four Times: Last at Northwestern, 10/7/17
Sacks1.0; Pittsburgh, 9/9/17
Forced Fumbles1; at Northwestern, 11/7/15
Fumble Recoveries1; at Iowa, 9/23/17
Interceptions1; Five Times: Last Georgia State, 9/16/17
Long Interception Return42 yards; Pittsburgh, 9/9/17
Pass Breakups3; at Northwestern, 10/7/17

NOTE: Has two career touchdowns - returned a blocked kick 60 yards for a touchdown vs. Ohio State in 2016 and returned an interception 30 yards for a score against Temple in 2014.



DaeSEAN HAMILTON 5
 Wide Receiver | 6-1 | 204
 Graduate/Senior
 Fredericksburg, Va./Mountain View
 Major: Telecommunications (2nd degree)

» CAREER NOTES & RECORDS

NCAA: Ranks No. 10 among active FBS pass catchers with 200 career receptions, which leads active Big Ten receivers...Sits No. 11 in receiving yards (2,631) among active FBS pass catchers, which is tops among Big Ten pass catchers...Is No. 22 in receiving yards per game (52.6) among active FBS receivers...Ranks No. 26 in receptions per game (4.00) among active FBS pass catchers.

Career: Is Penn State's all-time leader in receptions (200), passing Deon Butler's former mark of 179 against Indiana (9/30/17)...Caught at least one pass in 34-straight games to begin his career, a streak that was snapped vs. Iowa (11/5/16)...Has at least one catch in 48-of-50 career games...Ranks No. 3 on Penn State's all-time receiving yardage list (2,631)...Is the ninth player in Penn State history to eclipse the 2,000-yard receiving mark...Has 19 career games with five-plus receptions (nine in 2014, five in 2015, two in 2016, three in 2017)...Tied for No. 4 all-time at Penn State with eight 100-yard receiving games (four in 2014, one in 2016, three in 2017)...Ranks tied for No. 7 on Penn State's career receiving touchdowns charts with 16 scoring grabs...One of just 14 Nittany Lions with 100-plus career receptions, joining former teammate Chris Godwin (154; 2014-16) and current assistant coach Terry Smith (108; 1989-91)...Hamilton and Godwin were just the second set of teammates with 100-plus career receptions, joining Derrick Williams, Jordan Norwood and Deon Butler (2005-08)...Joins teammates Saquon Barkley and Mike Gesicki as the second RB/WR/TE trio to eclipse 1,000 career receiving yards in Big Ten history (Purdue, 1982-85: WR Steve Griffin, 2,234 yards; RB Rodney Carter, 1,814 yards; TE Marty Scott, 1,247 yards).

Season: His 82 catches in 2014 rank second on Penn State's single-season charts, trailing only Allen Robinson (97 in 2013)...Broke the Penn State freshman season records for receptions and receiving yards in 2014...In just the sixth game of the season, broke the Penn State freshman record for receptions in a season with his second of seven catches at Michigan, passing Deon Butler's mark of 37 from the 2005 season...Set the program freshman record for receiving yards in a season against Maryland, passing Butler's mark of 691 yards in 2005...One of just six Penn State freshmen to record a 100-yard receiving game and his four 100-yard efforts are the most by a Penn State freshman, surpassing Butler's two from 2005.

Game: Broke the Penn State freshman records for receptions (14) and receiving yards (165) in a game in 2014...Broke the Penn State game reception record with 14 catches against No. 13 Ohio State.

» 2017

Awards: Earned a spot on the *Pro Football Focus* Big Ten Team of the Week on Oct. 24 after his showing vs. Michigan...Named Co-Big Ten Player of the Week (Davis III, MSU) on Oct. 2 after his 9-catch, 122-yard, 3-touchdown performance vs. Indiana...Earned *Pro Football Focus* National Team of the Week and Big Ten Team of the Week following his effort vs. Indiana (9/30), earning the highest position grade of any Big Ten offensive student-athlete that week.

Season: Started 10 games...Selected team captain prior to the season.

Rankings: Ranks tied for No. 33 in the FBS and No. 4 in the Big Ten in receiving touchdowns (7)...Ranks No. 54 in the FBS and No. 4 in the Big Ten in yards per reception (16.56)...Is No. 73 nationally and No. 6 in the Big Ten in receiving yards per game (64.6).

Akron (9/2): Made three catches for 74 yards...Made catches of 19, 26 and 29 yards in the game. **Pittsburgh (9/9):** Made three receptions and tied for the team high with 45 yards. **Georgia State (9/16):** Made three catches for 44 yards and one touchdown...Made a first-down reception on Penn State first scoring drive...Hauled in a 27-yard touchdown catch from Trace McSorley in the second quarter for his 10th career touchdown grab. **at Iowa (9/23):** Made two catches for 46 yards, with both catches netting 23 yards...Both catches went for first downs. **Indiana (9/30):** Made nine receptions for 122 yards and a career-high three touchdowns...Was the first Penn State wide receiver with three-or-more touchdowns since Allen Robinson (Indiana; 2012)...The three touchdowns marked his first career multi-touchdown game...Broke Penn State's career receptions record with his eighth catch of the game, passing Bobby Engram (179; 2005-08)...His final touchdown catch came on a pass from running back Saquon Barkley in the fourth quarter...Had one rush on a lateral pass for 2 yards...Garnered the coaching staff's Offensive Player of the Week award. **at Northwestern (10/7):** Caught two passes for 35 yards...Had a 20-yard grab on third-and-11 during Penn State's first scoring drive. **Michigan (10/21):** Caught six passes for 115 yards...Posted his seventh career 100-yard receiving game...Five of his six catches went for a first down. **at Ohio State:** Grabbed a 13-yard touchdown pass for his lone catch of the game. **at Michigan State (11/4):** Caught seven passes for 112 yards and one touchdown...Opened the scoring with a 31-yard touchdown grab late in the first quarter...Teamed with DeAndre Thompkins (102 yards) as the first Penn State duo to log 100 receiving yards in the same game since the 2016 Big Ten Championship Game...Added one tackle. **Rutgers**

(11/11): Hauled in three catches for 40 yards...Caught a second-quarter touchdown pass...Made a reception in the third quarter, flipping the ball to Saquon Barkley, who ran it down to the Rutgers 1-yard line...On the second-quarter lateral, Hamilton lost 7 yards on the reception before getting the football to Barkley.

» 2017 GAME-BY-GAME

Receiving (Receptions-Yards-TD)

AKRON 3-74-0; PITTSBURGH 3-45-0; GEORGIA STATE 3-44-1; at Iowa 2-46-0; INDIANA 9-122-3; at Northwestern 2-35-0; MICHIGAN 6-115-0; at Ohio State 1-13-1; at Michigan State 7-112-1; RUTGERS 3-40-1.

» HAMILTON'S CAREER OFFENSIVE STATISTICS & GAME HIGHS

	Att.-Yds.	Avg.	TD	LG	Rec.-Yds.	Avg.	TD	LG
2014	8-32	4.0	-	11	82-899	11.0	2	51
2015	-	-	-	-	45-580	12.9	6	48
2016	1-(-12)	(-12.0)	-	-	34-506	14.9	1	54
2017	1-2	2.0	-	2	39-646	16.6	7	36
CAREER	10-22	2.2	-	11	200-2,631	13.2	16	54

Receptions 14; Ohio State, 10/25/14
 Receiving Yards 165; vs. UCF, 8/30/14
 Receiving Touchdowns 3; Indiana, 9/30/17
 Longest Reception 54 yards; at Indiana, 11/12/16
 Rushing Attempts 3; at Illinois, 11/22/14
 Rushing Yards 14; at Illinois, 11/22/14
 Longest Rush 11 yards; at Illinois, 11/22/14

All-Purpose Yards 165; vs. UCF, 8/30/14

NOTE: Has three career tackles.



CODY HODGINS


86

Wide Receiver | 5-7 | 173
 Graduate/Senior
 Wesley Chapel, Fla./Robinson
 Major: Educational Leadership (master's)

» 2017

Season: Appeared in one game.

Georgia State (9/16): Appeared in the fourth quarter on offense.



JONATHAN HOLLAND

18

Tight End/H-Back | 6-4 | 240
 Junior/Sophomore
 Brandywine, Md./The Bullis School
 Major: Labor & Employment Relations

» 2017

Season: Appeared in 10 games.

Akron (9/2): Saw time on offense and special teams. Pittsburgh (9/9): Appeared on offense and special teams. Georgia State (9/16): Made his first career reception, an 8-yard grab from Billy Fessler, for Fessler's first career completion...Also saw time on special teams. at Iowa (9/23): Made one catch for 1 yard. Indiana (9/30): Saw time on offense and special teams. at Northwestern (10/7): Appeared on offense and special teams. Michigan (10/21): Saw time on offense and special teams. at Ohio State (10/28): Appeared on offense and special teams...Returned two kickoffs for 9 yards. at Michigan State (11/4): Made one catch for 7 yards. Rutgers (11/11): Saw time on offense and special teams.

» 2017 GAME-BY-GAME

Receiving (Receptions-Yards-TD)


AKRON 0-0-0; PITTSBURGH 0-0-0; GEORGIA STATE 1-8-0; at Iowa 1-1-0; INDIANA 0-0-0; at Northwestern 0-0-0; MICHIGAN 0-0-0; at Ohio State 0-0-0; at Michigan State 1-7-0; RUTGERS 0-0-0.

» HOLLAND'S CAREER OFFENSIVE STATISTICS & GAME HIGHS

	Att.-Yds.	Avg.	TD	LG	Rec.-Yds.	Avg.	TD	LG
2017	-	-	-	-	3-16	5.3	-	8
CAREER	-	-	-	-	3-16	5.3	-	8

Receptions 1; Three Times: Last at Michigan State, 11/4/17
 Receiving Yards 8; Georgia State, 9/16/17
 Longest Reception 8 yards; Georgia State, 9/16/17

NOTE: Has two career kickoff returns for 9 yards, both coming at Ohio State (2017).



IMMANUEL IYKE

96

Defensive Tackle | 6-2 | 298
 Junior/Sophomore
 Hackettstown, N.J./Parsippany Hills
 Major: Telecommunications

» 2017

Season: Appeared in two games.

Akron (9/2): Made his first career tackle in the fourth quarter...One of 10 Penn Staters to register their first career tackles in the game. Georgia State (9/16): Registered his first career tackle for loss in the fourth quarter with a 7-yard tackle behind the line of scrimmage.

» 2017 GAME-BY-GAME

Tackles (Solo-Assisted-Total)

AKRON 0-1-1; PITTSBURGH DNP; GEORGIA STATE 1-0-1; at Iowa DNP; INDIANA DNP; at Northwestern DNP; MICHIGAN DNP; at Ohio State DNP; at Michigan State DNP; RUTGERS DNP.

» IYKE'S CAREER STATISTICS & GAME HIGHS

	UA-A	TK	FF	FR	I	PBU	SACK	TFL
2016	-	-	-	-	-	-	-	-
2017	1-1	2	-	-	-	-	-	1.0-7
CAREER	1-1	2	-	-	-	-	-	1.0-7

Tackles 1; Twice: Last Georgia State, 9/16/17

Tackles for Loss 1; Georgia State, 9/16/17



STERLING JENKINS


76

Offensive Line | 6-8 | 336
 Junior/Sophomore
 Pittsburgh, Pa./Baldwin
 Major: English

» 2017

Season: Appeared in one game.

Georgia State (9/16): Appeared on offense in the fourth quarter.



JAN JOHNSON

36

Linebacker | 6-2 | 226
 Junior/Sophomore
 Mohnton, Pa./Governor Mifflin
 Major: Psychology

» 2017

Season: Appeared in four games.

Akron (9/2): Logged two tackles - both solo. Georgia State (9/16): Made one stop. at Northwestern (10/7): Tied his career high for the third time with two stops. Rutgers (11/11): Posted a career-high four tackles.

» 2017 GAME-BY-GAME

Tackles (Solo-Assisted-Total)

AKRON 2-0-2; PITTSBURGH DNP; GEORGIA STATE 1-0-1; at Iowa DNP; INDIANA DNP; at Northwestern 1-1-2; MICHIGAN DNP; at Ohio State DNP; at Michigan State DNP; RUTGERS 0-4-4.

» JA. JOHNSON'S CAREER STATISTICS & GAME HIGHS

	UA-A	TK	FF	FR	I	PBU	SACK	TFL
2016	1-1	2	-	-	-	-	-	-
2017	4-5	9	-	-	-	-	-	-
CAREER	5-6	11	-	-	-	-	-	-

Tackles 4; Rutgers, 11/11/17



JUWAN JOHNSON

84

Wide Receiver | 6-4 | 227
 Junior/Sophomore
 Glassboro, N.J./Glassboro
 Major: Telecommunications

» 2017

Awards: Earned a spot on the Pro Football Focus Big Ten Team of the Week following his game-winning touchdown catch at Iowa (9/30).

Season: Started 10 games...Made his first career touchdown catch as time expired at Iowa (9/23) to give Penn State a come-from-behind victory.

Akron (9/2): Made four receptions for a game-high 84 yards...Both totals were career highs and surpassed his career totals coming into the season. Pittsburgh (9/9): Made one catch for 4 yards. Georgia State (9/16): Caught two passes for 17 yards. at Iowa (9/23): Posted career highs in receptions (7) and receiving yardage (92)...Made his first career touchdown reception as time expired to give Penn State a walk-off win in regulation for the first time since 1929 vs. Lafayette (per Lou Prato's Penn State Football Encyclopedia)...Also appeared on special teams. Indiana (9/30): Caught four passes for 63 yards. at Northwestern (10/7): Totaled 43 yards on a game-high-tying six grabs. Michigan (10/21): Had three grabs for 30 yards. at Ohio State: Totaled 29 yards on three catches. at Michigan State (11/4): Posted two catches for 27 yards. Rutgers (11/11): Made a game-high five catches for 78 yards.

» 2017 GAME-BY-GAME

Receiving (Receptions-Yards-TD)

AKRON 4-84-0; PITTSBURGH 1-4-0; GEORGIA STATE 2-17-0; at Iowa 7-92-1; INDIANA 4-63-0; at Northwestern 6-43-0; MICHIGAN 3-30-0; at Ohio State 3-29-0; at Michigan State 2-27-0; RUTGERS 5-78-0.

» JU. JOHNSON'S CAREER OFFENSIVE STATISTICS & GAME HIGHS

	Att.-Yds.	Avg.	TD	LG	Rec.-Yds.	Avg.	TD	LG
2016	-	-	-	-	2-70	35.0	-	43
2017	-	-	-	-	37-467	12.6	1	33
CAREER	-	-	-	-	39-537	13.8	1	43

Receptions 7; at Iowa, 9/23/17
 Receiving Yards 92; at Iowa, 9/22/17
 Receiving Touchdowns 1; at Iowa, 9/23/17
 Longest Reception 43 yards; Michigan State, 11/26/16

Tackles 2; Twice: Last vs. USC, 1/2/17
 Blocked Punt 1; at Rutgers, 11/19/16

NOTE: Has nine career special teams tackles. Has two career kickoff returns for 2 yards.



ELLISON JORDAN

42

Defensive Tackle | 6-0 | 292
 Sophomore/Freshman
 Upper Marlboro, Md./Gilman School
 Major: Division of Undergraduate Studies

» 2017

Season: Appeared in five games...Made collegiate debut vs. Akron (9/2)...One of 24 student-athletes to make their collegiate debut in 2017...One of 17 freshmen (14 redshirt, 3 true) to appear in 2017.

Akron (9/2): Made collegiate debut...Logged first career tackle in the fourth quarter...One of 10 Penn Staters to register their first career tackles in the game. Georgia State (9/16): Made three tackles...Added his first career pass breakup in the second quarter. Indiana (9/30): Tied a career high with two stops. Rutgers (11/11): Had one tackle.

» 2017 GAME-BY-GAME

Tackles (Solo-Assisted-Total)

AKRON 0-1-1; PITTSBURGH DNP; GEORGIA STATE 1-2-3; at Iowa DNP; INDIANA 0-2-2; at Northwestern 0-0-0; MICHIGAN DNP; at Ohio State DNP; at Michigan State DNP; RUTGERS 0-1-1.

» JORDAN'S CAREER STATISTICS & GAME HIGHS

	UA-A	TK	FF	FR	I	PBU	SACK	TFL
2017	1-6	7	-	-	-	1	-	-
CAREER	1-6	7	-	-	-	1	-	-

Tackles 2; Twice: Last Indiana, 9/30/17
 Pass Breakups 1; Georgia State, 9/16/17



DANIEL JOSEPH 49
 Defensive End | 6-3 | 250
 Sophomore/Freshman
 Brampton, Ontario/Lake Forest Academy (Ill.)
 Major: Division of Undergraduate Study

» 2017

Season: Appeared in five games...Made collegiate debut vs. Akron (9/2)...One of 24 student-athletes to make their collegiate debut in 2017...One of 17 freshmen (14 redshirt, 3 true) to appear in 2017.

Akron (9/2): Made collegiate debut. **Georgia State (9/16):** Totaled three tackles, including 2.0 tackles for loss and 1.0 sacks...Forced his first career fumble while sacking Panther quarterback Aaron Winchester in the fourth quarter to cap a five-turnover night for the Penn State defense...Collected his first career tackle for loss in the second quarter. **Indiana (9/30):** Tallied four stops in the fourth quarter...Logged a solo tackle for loss on Cole Gest on the Hoosiers' final drive. **at Northwestern (10/7):** Had one tackle.

» 2017 GAME-BY-GAME

Tackles (Solo-Assisted-Total)

AKRON 0-0-0; PITTSBURGH DNP; GEORGIA STATE 2-1-3; at Iowa DNP; INDIANA 1-3-4; at Northwestern 1-0-1; MICHIGAN DNP; at Ohio State DNP; at Michigan State DNP; RUTGERS 0-0-0.

» JOSEPH'S CAREER STATISTICS & GAME HIGHS

	UA-A	TK	FF	FR	I	PBU	SACK	TFL
2017	3-4	7	1	-	-	-	1.0-6	3.0-9
CAREER	3-4	7	1	-	-	-	1.0-6	3.0-9

Tackles 4; Last Indiana, 9/30/17
 Tackles for Loss 2.0; Georgia State, 9/16/17
 Sacks 1.0; Georgia State, 9/16/17
 Forced Fumbles 1; Georgia State, 9/16/17




ISAAC LUTZ 85
 Wide Receiver | 5-11 | 181
 Sophomore/Freshman
 Reading, Pa./Berks Catholic
 Major: Division of Undergraduate Studies

» 2017

Season: Appeared in one game...Made his collegiate debut vs. Georgia State (9/16)...One of 24 student-athletes to make their collegiate debut in 2017...One of 17 freshmen (14 redshirt, 3 true) to appear in 2017.

Georgia State (9/16): Made his collegiate debut in the fourth quarter on offense.



BRENDAN MAHON 70
 Offensive Line | 6-4 | 312
 Senior^/Senior
 Randolph, N.J./Randolph
 Major: Landscape Contracting

» 2017

Season: Started nine games.

Awards: Earned *Pro Football Focus* Big Ten Team of the Week honors on Sept. 5 after helping the offense pile up 569 yards of total offense vs. Akron.

Akron (9/2): Helped pave the way for 569 total yards...Cleared the way for Saquon Barkley's 174 rushing yards for his 11th career 100-yard rushing game...Protected Trace McSorley to the tune of 280 passing yards and two scoring throws...Didn't allow a sack or quarterback hurry...Part of the offensive line unit that was named the coaching staff's Offensive Player of the Week. **Pittsburgh (9/9):** Part of an offensive line that allowed just one sack...Blocked for 148 total rushing yards - including 88 from Saquon Barkley - and protected Trace McSorley to the tune of three touchdowns and 164 yards passing. **at Iowa (9/23):** Helped Penn State to a season-high 579 yards of total offense on a school-record 99 offensive plays...Paved the way for Saquon Barkley's career-high 211 rushing yards and 94 receiving yards, which helped Barkley to a school-record 358 all-purpose yards...Blocked for Trace McSorley's 284-yard passing effort.

Indiana (9/30): Helped protect Trace McSorley for his seventh career 300-yard passing game...Allowed the passing game time to find DaeSean Hamilton on nine occasions, which led to Hamilton breaking Penn State's career receptions record. **at Northwestern (10/7):** Protected quarterback Trace McSorley to the tune of 245 yards passing and cleared the way for Saquon Barkley's two touchdowns and game-high 75 rushing yards...Aided the team in piling up 381 yards of total offense to earn bowl eligibility. **Michigan (10/21):** Helped Penn State pile up 506 yards of total offense, the most allowed by Michigan since 2015 vs. Indiana (527 yards)...The 303 yards gained in the first half by Penn State are the most allowed by a Jim Harbaugh-coached Michigan team in any half...Instrumental in the Nittany Lions five rushing touchdowns and one receiving score...Cleared the way for Saquon Barkley's 108 yards rushing and two touchdowns...Protected Trace McSorley on a 282-yard passing night and one scoring strike...McSorley also ran for 76 yards and three scores, the most by a Penn State quarterback since at least 1967. **at Ohio State (10/28):** Part of an offensive line that helped produce 283 yards...Protected Trace McSorley, who threw for 192 yards and two touchdowns, and rushed for 49 yards and a score...Helped the offense score 38 points, the most allowed by Ohio State since giving up 41 tallies to Michigan in 2013. **at Michigan State (11/4):** Helped the offense post 466 yards of total offense, including 401 yards passing...Protected Trace McSorley to the tune of 381 yards passing and three touchdowns...Blocked for Saquon Barkley's game-high 63 rushing yards...Helped Penn State sustain a 12-play, 95-yard scoring drive - its longest in terms of yards and tied for the longest in terms of plays in 2017. **Rutgers (11/11):** Helped Penn State score 20 points for the 20th-consecutive game...Protected Trace McSorley to the tune of 16-of-21 passing for 214 yards and two touchdowns...Blocked for a pair of Saquon Barkley rushing scores and one McSorley touchdown scamper.



CONNOR MCGOVERN 66
 Offensive Line | 6-5 | 307
 Sophomore/Sophomore
 Larksville, Pa./Lake-Lehman
 Major: Agribusiness Management

» 2017

Season: Started 10 games at center.

Akron (9/2): Helped pave the way for 569 total yards...Cleared the way for Saquon Barkley's 174 rushing yards for his 11th career 100-yard rushing game...Protected Trace McSorley to the tune of 280 passing yards and two scoring throws...Didn't allow a sack or quarterback hurry...Part of the offensive line unit that was named the coaching staff's Offensive Player of the Week. **Pittsburgh (9/9):** Part of an offensive line that allowed just one sack...Blocked for 148 total rushing yards - including 88 from Saquon Barkley - and protected Trace McSorley to the tune of three touchdowns and 164 yards passing. **Georgia State (9/16):** Guided the offense to 526 yards of total offense, including Trace McSorley's sixth-career 300-yard passing game (309 yards) and his school-record fourth game with four-or-more touchdown passes...Helped Penn State score eight offensive touchdowns, coming from eight different Penn Staters...Saw Penn State eclipse the 30-point mark for the 10th-straight game, just the fifth streak of 10-or-more games in Big Ten history. **at Iowa (9/23):** Helped Penn State to a season-high 579 yards of total offense on a school-record 99 offensive plays...Paved the way for Saquon Barkley's career-high 211 rushing yards and 94 receiving yards, which helped Barkley to a school-record 358 all-purpose yards...Blocked for Trace McSorley's 284-yard passing effort. **Indiana (9/30):** Helped protect Trace McSorley for his seventh career 300-yard passing game...Allowed the passing game time to find DaeSean Hamilton on nine occasions, which led to Hamilton breaking Penn State's career receptions record. **at Northwestern (10/7):** Protected quarterback Trace McSorley to the tune of 245 yards passing and cleared the way for Saquon Barkley's two touchdowns and game-high 75 rushing yards...Aided the team in piling up 381 yards of total offense to earn bowl eligibility. **Michigan (10/21):** Helped Penn State pile up 506 yards of total offense, the most allowed by Michigan since 2015 vs. Indiana (527 yards)...The 303 yards gained in the first half by Penn State are the most allowed by a Jim Harbaugh-coached Michigan team in any half...Instrumental in the Nittany Lions five rushing touchdowns and one receiving score...Cleared the way for Saquon Barkley's 108 yards rushing and two touchdowns...Protected Trace McSorley on a 282-yard passing night and one scoring strike...

McSorley also ran for 76 yards and three scores, the most by a Penn State quarterback since at least 1967. **at Ohio State (10/28):** Part of an offensive line that helped produce 283 yards...Protected Trace McSorley, who threw for 192 yards and two touchdowns, and rushed for 49 yards and a score...Helped the offense score 38 points, the most allowed by Ohio State since giving up 41 tallies to Michigan in 2013. **at Michigan State (11/4):** Helped the offense post 466 yards of total offense, including 401 yards passing...Protected Trace McSorley to the tune of 381 yards passing and three touchdowns...Blocked for Saquon Barkley's game-high 63 rushing yards...Helped Penn State sustain a 12-play, 95-yard scoring drive - its longest in terms of yards and tied for the longest in terms of plays in 2017. **Rutgers (11/11):** Helped Penn State score 20 points for the 20th-consecutive game...Protected Trace McSorley to the tune of 16-of-21 passing for 214 yards and two touchdowns...Blocked for a pair of Saquon Barkley rushing scores and one McSorley touchdown scamper.



JOSH MCPHEARSON 39
 Running Back | 5-10 | 197
 Senior^/Senior
 Columbia, Md./Annapolis Area Christian
 Major: Telecommunications

» 2017

Season: Appeared in nine games.

Akron (9/2): Made a career-high two tackles, both coming on special teams. **Pittsburgh (9/9):** Appeared on special teams. **Georgia State (9/16):** Appeared on special teams. **at Iowa (9/23):** Made one tackle on kickoff coverage in the third quarter. **Indiana (9/30):** Made one stop on kickoff coverage. **at Northwestern (10/7):** Tallied his lone stop on kickoff coverage in the first quarter, an assisted stop with Brandon Smith. **at Ohio State (10/28):** Had a solo stop on kickoff coverage. **at Michigan State (11/4):** Saw time on special teams. **Rutgers (11/11):** Posted one tackle on kickoff coverage.

» 2017 GAME-BY-GAME

Tackles (Solo-Assisted-Total)

AKRON 1-1-2; PITTSBURGH 0-0-0; GEORGIA STATE 0-0-0; at Iowa 1-0-1; INDIANA 0-1-1; at Northwestern 0-1-1; MICHIGAN DNP; at Ohio State 1-0-1; at Michigan State 0-0-0; RUTGERS 0-1-1.

» J. MCPHEARSON'S CAREER STATISTICS & GAME HIGHS

	UA-A	TK	FF	FR	I	PBU	SACK	TFL
2016	0-1	1	-	-	-	-	-	-
2017	3-4	7	-	-	-	-	-	-
CAREER	3-5	8	-	-	-	-	-	-

Tackles 2; Akron, 9/2/17



ZECH MCPHEARSON 14
 Cornerback | 5-11 | 181
 Sophomore/Freshman
 Columbia, Md./Riverdale Baptist School
 Major: Division of Undergraduate Studies

» 2017

Season: Appeared in eight games...Made collegiate debut vs. Akron (9/2)...One of 24 student-athletes to make their collegiate debut in 2017...One of 17 freshmen (14 redshirt, 3 true) to appear in 2017.

Akron (9/2): Made collegiate debut...Logged his first career tackle in the fourth quarter...One of 10 Penn Staters to register their first career tackles in the game. **Georgia State (9/16):** Totaled two stops - both solo...Saw time on defense and special teams. **Indiana (9/30):** Saw time on special teams. **at Northwestern (10/7):** Had one tackle...Broke up his first career pass in the fourth quarter. **Michigan (10/21):** Appeared on special teams. **at Ohio State (10/28):** Saw time on defense and special teams. **at Michigan State (11/4):** Appeared on special teams. **Rutgers (11/11):** Played on special teams.

» 2017 GAME-BY-GAME

Tackles (Solo-Assisted-Total)

AKRON 1-0-1; PITTSBURGH DNP; GEORGIA STATE 2-0-2; at Iowa DNP; INDIANA 0-0-0; at Northwestern 1-0-1; MICHIGAN 0-0-0; at Ohio State 0-0-0; at Michigan State 0-0-0; RUTGERS 0-0-0.

» Z. McPHEARSON'S CAREER STATISTICS & GAME HIGHS

	UA-A	TK	FF	FR	I	PBU	SACK	TFL
2017	4-0	4	-	-	-	1	-	-
CAREER	4-0	4	-	-	-	1	-	-

Tackles 2; Georgia State, 9/16/17
Pass Breakups 1; at Northwestern, 10/7/17



TRACE MCSORLEY 9
 Quarterback | 6-0 | 202
 Senior/Junior
 Ashburn, Va./Briar Woods
 Major: Accounting

» CAREER NOTES & RECORDS

NCAA: Ranks No. 11 among active FBS passers in passing efficiency (152.24)...Is No. 18 on the total touchdowns responsible for (68) list among active FBS players, which is No. 2 in the Big Ten behind J.T. Barrett of Ohio State...Sits No. 24 on the active completion percentage list (60.5)...Ranks No. 25 among active passers in touchdown passes (52), which is No. 2 in the Big Ten behind J.T. Barrett of Ohio State...Is No. 27 among active passers in passing yards (6,465).

Career: Is the only quarterback in Penn State history with 50-plus touchdown passes, topping the all-time ledger with 52 scoring tosses, besting Christian Hackenberg's (2013-15) previous mark of 48...Is the only Penn State quarterback with multiple 80-yard completions in a career...His 68 touchdowns responsible for are the most in Penn State history, passing Daryll Clark's (65; 2006-09) career total...Joins Clark as the only two players in Penn State history with 60-plus touchdowns responsible for...One of four Penn State passers to eclipse the 6,000-yard mark for a career and is one of nine to top the 5,000-yard plateau...Ranks No. 3 on Penn State's all-time passing yardage list (6,465), chasing Zack Mills (7,212) for the No. 2 spot...Is No. 3 all-time on Penn State's total offense list (7,222), behind Zack Mills (7,796; 2001-04) for No. 2 all-time...Became the third player in school history to 7,000 total offense yards, the fifth player to top the 6,000-yard mark and is 1-of-10 to eclipse the 5,000-yard mark...Registered his school-record fourth career game with four-or-more touchdown passes vs. Georgia State on Sept. 16, 2017, breaking a tie with Todd Blackledge and Hackenberg, who each had three such games in their career...One of five quarterbacks in Penn State history with multiple 300-yard passing games in a career, joining Hackenberg (9), McGloin (6), Kerry Collins (4) and Clark (3)...His eight 300-yard passing games are No. 2 on the Penn State career charts, trailing Hackenberg's total (9)...Owns 18 200-yard passing games to rank No. 2 on the career ledger...Has thrown at least one touchdown pass in 25-straight games, dating back to the 2016 TaxSlayer Bowl, extending his Penn State record, which was previously held by Collins at 14-straight games from 1993-94...Owns 14 career games with both a rushing and passing touchdown (seven in 2016, seven in 2017)...Has 16 career games with multiple passing touchdowns (one in 2015, eight in 2016, seven in 2017)...Is No. 5 on Penn State's career completions list (450), trailing Anthony Morelli (460; 2004-07) for No. 4...Became the first Penn State quarterback with three consecutive games scoring both a rushing touchdown and passing touchdown since McGloin in 2012 (vs. Temple, at Illinois, vs. Northwestern)...With 396 passing yards in two bowl games, McSorley ranks No. 6 on the Penn State bowl career charts...The six career touchdown passes in bowl games rank No. 2 on the Penn State career bowl list, trailing only Tony Sacca's seven career scoring passes in three bowl games.

Season: Owns Penn State's single-season passing yards (3,614), passing touchdowns (29) and total offense records (3,979)...Currently sits No. 3 on Penn State's touchdowns responsible for list with 30, trailing the 31 by Daryll Clark (2009)...His 21 passing touchdowns are tied for No. 5 in Penn State season history...Sits No. 5 on Penn State's single season total offense list at 3,015 yards...Ranks No. 8 on the single charts for completions (206) and No. 7 for passing yardage (2,666)...Finished 2016 ranked No. 6 on the completions charts (224) and No. 5 on the Penn State single-season pass attempts (387) list...Is No. 2 in Penn State single-season pass efficiency rating at 156.9 in 2016 (Kerry Collins, 172.86; 1994)...His 9.34 yards per pass attempt in 2016 are No. 3 in a single-season at Penn State...Owns the Penn State record for 300-yard passing games in a single-season record with five in 2016...Tied the Penn State record for 200-yard passing games in a season with 11 in 2016 to equal the mark set by Matt McGloin

(2012)...Became just the fourth Penn State quarterback to lead his team to 10 wins (11-3) in his first year as the starting quarterback, joining Daryll Clark in 2008 (11-2), Tom Shuman in 1973 (12-0) and Chuck Burkhart in 1968 (11-0)...Broke the sophomore season passing record previously held by Christian Hackenberg (2,977; 2014) with 3,614 passing yards.

Game: Became the first Penn State quarterback with three rushing touchdowns in a game since at least 1967 vs. Michigan (10/21/17)...Completed 15-straight pass attempts at Northwestern (10/7/17) to break the Penn State record for consecutive completions, which was 14-straight completions by Kerry Collins at Minnesota in 1994...Set the school record for passing yards in a first half with 258 yards vs. Georgia State (9/16/17)...Became just the third Penn State quarterback to register more than 400 yards of total offense in a game, logging 408 total offense yards (335 passing, 73 rushing) vs. Minnesota (10/1/16)...Set Big Ten Championship Game records for passing yards (384) and passing touchdowns (4) vs. Wisconsin (12/3/16)...His 384 yards vs. the Badgers rank No. 4 in Penn State history...Threw for 381 yards at Michigan State, a total that sits No. 5 on Penn State's single game list.

» 2017

Awards: Named as one of five finalists for the Johnny Unitas Golden Arm Award...Selected as one of 16 semifinalists for the Davey O'Brien Award...Earned the Walter Camp National Offensive Player of the Week, Davey O'Brien National Quarterback of the Week and the Manning Award's National Quarterback of the Week on Oct. 23 after accounting for four touchdowns - including three rushing scores - vs. Michigan...Selected Big Ten Rose Bowl Player of the Week and a spot on the *Pro Football Focus* Big Ten Team of the Week on Oct. 23 after his effort vs. Michigan...Named one of 20 quarterbacks remaining on the Johnny Unitas Golden Arm Award watch list on Oct. 11...Selected to the preseason watch list for the Manning Award, Maxwell Award, Davey O'Brien Award, Johnny Unitas Golden Arm Award, Walter Camp Award and Wuerffel Trophy...Among 10 players named to the Big Ten preseason honors list, as selected by the conference's media members, joining teammate Saquon Barkley.

Season: Started 10 games...Selected team captain prior to the season...Rushed for a touchdown in four-straight games from Sept. 30-Oct. 28, 2017, the longest streak by a quarterback since Daryll Clark did so in five consecutive games in 2008...Is the first Penn State quarterback with a rushing score and a passing touchdown in four consecutive games, a streak that ran from Sept. 30-Oct. 28, 2017...Had a streak of five-straight games with multiple touchdown passes dating back to 2016 snapped at Iowa (9/23)...Has a streak of 25-straight games with a touchdown pass, which is a Penn State record and the second-longest active streak in the FBS (Baker Mayfield, Oklahoma).

Rankings: Sits No. 13 nationally and No. 2 the Big Ten in points responsible for per game (18.0)...Is No. 16 in the FBS and No. 2 in the Big Ten in total offense (301.5 ypg)...Ranks No. 16 nationally and No. 3 in the Big Ten in completion percentage (65.0)...Ranks No. 17 nationally and No. 3 in the Big Ten in passing efficiency (152.4)...Sits No. 17 nationally and No. 3 in the Big Ten in passing touchdowns (21)...Ranks No. 20 in the FBS and No. 3 in the Big Ten in yards per pass attempt (8.41)...Is No. 21 nationally and leads the Big Ten in passing yards per game (266.6)...Is No. 30 in the FBS and No. 3 in the Big Ten in completions per game (20.6)...Sits No. 32 in the FBS and No. 2 in the Big Ten in yards per pass completion (12.94)...Ranks tied for No. 38 nationally and No. 4 in the Big Ten in rushing touchdowns (9)...Ranks tied No. 55 nationally and No. 4 in the Big Ten in total touchdowns (9).

Akron (9/2): Completed 18-of-25 passes for 280 yards and two touchdown passes...Posted his 12th career 200-yard passing game...Was not sacked in the game...Rushed 12 times for 48 yards and one score...Completed a long pass of 43 yards to Saquon Barkley. **Pittsburgh (9/9):** Threw for 164 yards and three touchdown passes...Completed 15-of-28 passes...Rushed eight times for 65 yards, including a career-long scamper of 36 yards. **Georgia State (9/16):** Completed 18-of-23 passes for 309 yards and four touchdown passes...Rushed for 24 yards on two carries, including an 8-yard touchdown run late in the first half...Threw touchdown passes to four different pass catchers, including one to fellow quarterback Tommy Stevens to open the scoring...Completed a career-long 85-yard touchdown pass to Saquon Barkley, which is the third-longest pass play in school history and the longest pass by a Penn Stater in Beaver Stadium history...Named the coaching staff's Offensive Player of the Week. **at Iowa (9/23):** Threw a touchdown pass to Juwan

Johnson as time expired to cap a come-from-behind win, the first walk off win in regulation for Penn State since 1929 vs. Lafayette (*per Lou Prato's Penn State Football Encyclopedia*)...Accounted for 345 yards of total offense...Completed 31-of-48 passes for 284 yards and one touchdown...His 31 completions are the most since Christian Hackenberg had 34 vs. Boston College in the 2014 New Era Pinstripe Bowl...Connected with eight different pass catchers on the night...Rushed 17 times for 61 yards. **Indiana (9/30):** Posted his seventh career 300-yard passing game with 315 yards through the air...Completed 23-of-36 passes with two touchdown throws and one interception...Had one rushing score in the game. **at Northwestern (10/7):** Completed 25-of-34 passes, including a school-record streak of 15 passes between the first and third quarters, surpassing Kerry Collins' 14-straight completions vs. Minnesota in 1994...Compiled 245 passing yards...Connected with Tommy Stevens on a second-quarter touchdown pass...Also ran one in from 5 yards out in the fourth quarter...Garnered the coaching staff's Offensive Player of the Week award. **Michigan (10/21):** Became the first Penn State quarterback with three rushing scores since at least 1967...Accounted for four touchdowns (3 rushing, 1 passing)...Completed 17-of-26 passes for 282 yards and one touchdown...Connected with Saquon Barkley on a 42-yard touchdown pass in the fourth quarter...Rushed 11 times for 76 yards and three scores...Made his first career tackle...Named the coaching staff's Offensive Player of the Week. **at Ohio State:** Completed 17-of-29 passes for 192 yards and two touchdowns...Connected with DaeSean Hamilton for a 13-yard touchdown pass in the first quarter...Hit DeAndre Thompkins for a 37-yard touchdown pass in the third quarter, a play that was initially ruled an interception, but was overturned upon review of the play...Rushed 13 times for 49 yards and one touchdown...Scampered in from 6 yards out for a rushing score in the second quarter. **at Michigan State (11/4):** Completed 26-of-47 passes for 381 yards...His passing yardage total ranks No. 5 on the Penn State single game charts and are the second-most in his career (384 vs. Wisconsin; 2016)...Threw three touchdown passes and was intercepted three times...Connected on touchdown passes of 31, 27 and 70 yards...Rushed seven times for 2 yards. **Rutgers (11/11):** Accounted for three touchdowns (2 passing, 1 rushing)...Threw for 214 yards on 16-of-21 passing...Rushed 13 times for 44 yards.

» 2017 GAME-BY-GAME

Passing (Comp.-Att.-Yds.-TD-INT)
 AKRON 18-25-280-2-1; PITTSBURGH 15-28-164-3-1; GEORGIA STATE 18-23-309-4-0; at Iowa 31-48-284-1-1; INDIANA 23-36-315-2-1; at Northwestern 25-34-245-1-0; MICHIGAN 17-26-282-1-1; at Ohio State 17-29-192-2-0; at Michigan State 26-47-381-3-3; RUTGERS 16-21-214-2-0.

» MCSORLEY'S CAREER PASSING STATISTICS & GAME HIGHS

	C-A	Yds.	%	TD-INT	YPG	LG
2015	20-40	185	50.0	2-0	26.4	21
2016	224-387	3,614	57.9	29-8	258.1	80
2017	206-317	2,666	64.9	21-8	266.6	85
CAREER	450-744	6,465	60.5	52-16	208.5	85

Pass Completions 31; at Iowa, 9/23/17
Pass Attempts 48; at Iowa, 9/23/17
Passing Yards 384; vs. Wisconsin, 12/3/16
Passing Touchdowns 4; Three Times: Last Georgia State, 9/16/17
Long Pass 85 yards; Georgia State, 9/16/17

» 2017 GAME-BY-GAME

Rushing (Carries-Yards-TD)
 AKRON 12-48-1; PITTSBURGH 8-65-0; GEORGIA STATE 3-24-1; at Iowa 17-61-0; INDIANA 16-(-1)-1; at Northwestern 16-(-1)-1; MICHIGAN 11-76-3; at Ohio State 13-49-1; at Michigan State 7-2-0; RUTGERS 13-44-1.

» MCSORLEY'S CAREER OFFENSIVE STATISTICS & GAME HIGHS

	Att.-Yds.	Avg.	TD	LG	Rec.-Yds.	Avg.	TD	LG
2015	13-43	3.3	-	14	-	-	-	-
2016	146-365	2.5	7	26	-	-	-	-
2017	116-349	3.1	9	36	-	-	-	-
CAREER	275-757	2.8	16	36	-	-	-	-

Rush Attempts 19; Ohio State, 10/22/16
Rush Yards 81; Maryland, 10/8/16
Rushing Touchdowns 3; Michigan, 10/21/17
Long Rush 36 yards; Pittsburgh, 9/9/17

Total Offense Yards 408; Minnesota, 10/1/16
All-Purpose Yards 81; Maryland, 10/8/16

NOTE: Has one career tackle (vs. Michigan, 2017).



MICHAL MENET 62
 Offensive Line | 6-4 | 301
 Sophomore/Freshman
 Birdsboro, Pa./Exeter Township Senior
 Major: Division of Undergraduate Studies

» 2017
Season: Appeared in nine games...Made collegiate debut vs. Akron (9/2)...One of 24 student-athletes to make their collegiate debut in 2017...One of 17 freshmen (14 redshirt, 3 true) to appear in 2017.

Akron (9/2): Made his collegiate debut...Appeared on special teams and offense. **Georgia State (9/16):** Appeared on special teams and offense. **at Iowa (9/23):** Saw time on special teams. **Indiana (9/30):** Appeared on special teams. **at Northwestern (10/7):** Saw time on special teams. **Michigan (10/21):** Appeared on special teams. **at Ohio State (10/28):** Appeared on special teams. **at Michigan State (11/4):** Saw time on special teams. **Rutgers (11/11):** Appeared on special teams.



JARVIS MILLER 9
 Linebacker | 6-2 | 222
 Junior/Sophomore
 Suffield, Conn./Windsor Locks/Suffield/East Granby
 Major: Criminology

» 2017
Season: Appeared in seven games.

Akron (9/2): Logged a career-high five tackles, which also tied for a team high...The five tackles equaled his career total entering the game...Posted his first career tackle for loss on a fourth-quarter sack of Kato Nelson...Was a part of a defense that logged 14.0 tackles for loss, the most since recording 15.0 vs. Temple in 2015...Part of a defense that logged a season-opening shutout for the first time since 2007 (FIU, 59-0). **Georgia State (9/16):** Made two stops. **at Northwestern (10/7):** Had one tackle...Broke up his first career pass in the fourth quarter.

» 2017 GAME-BY-GAME

Tackles (Solo-Assisted-Total)
 AKRON 3-2-5; PITTSBURGH 0-0-0; GEORGIA STATE 2-0-2; at Iowa 0-0-0; INDIANA 0-0-0; at Northwestern 0-1-1; MICHIGAN DNP; at Ohio State DNP; at Michigan State DNP; RUTGERS 0-0-0.

» J. MILLER'S CAREER STATISTICS & GAME HIGHS

	UA-A	TK	FR	FF	I	PBU	SACK	TFL
2016	2-3	5	-	-	-	-	-	-
2017	5-3	8	-	-	-	1	1.0-1	1.0-1
CAREER	7-6	13	-	-	-	1	1.0-1	1.0-1

Tackles 5; Akron, 9/2/17
Sacks 1.0; Akron, 9/2/17
Tackles for Loss 1.0; Akron, 9/2/17
Pass Breakups 1; at Northwestern, 10/7/17



SHAREEF MILLER 48
 Defensive End | 6-5 | 255
 Junior/Sophomore
 Philadelphia, Pa./George Washington
 Major: Rehabilitation & Human Services

» 2017
Awards: Earned a spot on the *Pro Football Focus* Big Ten Team of the Week on Oct. 24 after his showing vs. Michigan...Added to the Bednarik Award watch list at mid-season.

Season: Started 10 games...Joins Ryan Buchholz, Will Fries and Miles Sanders as first-time starters in 2017...Wore No. 19 at Iowa (9/23) and vs. Indiana (9/30) to honor Torrence Brown, who missed the game due to a season-ending injury vs. Georgia State (9/16).

Akron (9/2): Made one tackle, which was a combined tackle for loss with Curtis Cothran in the first quarter...Played two series in the game...Was a part of a defense that logged 14.0 tackles for loss, the most since recording 15.0 vs. Temple in 2015. **Pittsburgh (9/9):** Tied a career high with two sacks, with solo quarterback takedowns in the second and third quarters...Totaled three tackles, all which came behind the line of scrimmage to account for a career-high 2.5 tackles for loss...Added one quarterback hurry in the second quarter...Part of a defense that piled up five sacks, its most since logging six last season vs. No. 2 Ohio State. **Georgia State (9/16):** Logged three tackles...Made a third-quarter solo tackle for loss...A part of a unit that posted its second shutout of the season, marking the first time since 2009 a Nittany Lion defense posted two shutouts in a single season. **at Iowa (9/23):** Tied his career high with five tackles, including 2.0 tackles for loss...Added one quarterback hurry...Made both tackles on Iowa's drive that ended in a tackle for loss on on Akrum Wadley for a safety...The safety vs. the Hawkeyes was the second of the year for Penn State (Pittsburgh), marking the first time since 2004 the Nittany Lions had multiple safeties in a season...Made a solo stop behind the line on Wadley in the third quarter...Garnered the coaching staff's Defensive Player of the Week award. **Indiana (9/30):** Totaled four tackles...Added one quarterback hurry. **at Northwestern (10/7):** Made four stops...Combined with Ryan Buchholz on a fourth-quarter sack of Clayton Thorson...His other three stops went for no gain, one yard and no gain. **Michigan (10/21):** Totaled a pair of tackles...Added two quarterback hurries...Part of a defense that held the Wolverines scoreless over the final 40:03 of the game...Part of an defensive line that earned the coaching staff's Defensive Player of the Week. **at Ohio State (10/28):** Tied a career high with five tackles...Logged 1.5 tackles for loss, including a solo takedown of quarterback J.T. Barrett in the first quarter...Recovered his first career fumble in the fourth quarter...Also had a quarterback hurry. **at Michigan State (11/4):** Posted one tackle...Added one quarterback hurry. **Rutgers (11/11):** Posted one tackle...Added one quarterback hurry.

» 2017 GAME-BY-GAME

Tackles (Solo-Assisted-Total)
 AKRON 0-1-1; PITTSBURGH 2-1-3; GEORGIA STATE 3-0-3; at Iowa 5-0-5; INDIANA 1-3-4; at Northwestern 3-1-4; MICHIGAN 0-2-2; at Ohio State 3-2-5; at Michigan State 1-0-1; RUTGERS 0-1-1.

» S. MILLER'S CAREER STATISTICS & GAME HIGHS

	UA-A	TK	FR	FF	I	PBU	SACK	TFL
2016	13-9	22	1	-	-	-	2.0-18	5.5-27
2017	18-11	29	1	-	-	-	4.0-23	8.5-37
CAREER	31-20	51	1	1	-	-	6.0-41	14.0-64

Tackles 5; Three Times: Last at Ohio State 10/28/17
Sacks 2.0; Twice: Last Pittsburgh, 9/9/17
Tackles for Loss 2.5; Pittsburgh, 9/9/17
Forced Fumbles 1; at Indiana, 11/12/16
Fumble Recoveries 1; at Ohio State, 10/28/17



AYRON MONROE 23
 Safety | 5-11 | 207
 Junior/Sophomore
 Largo, Md./Saint Johns College H.S.
 Major: Information Sciences & Technology

» 2017
Season: Appeared in eight games.

Pittsburgh (9/9): Made his season debut on special teams. **Georgia State (9/16):** Had two tackles...Posted his first career tackle for loss in the third quarter...Broke up a third-quarter pass...Saw time on special teams and defense. **Indiana (9/30):** Made one tackle. **at Northwestern (10/7):** Made two solo tackles, including a stop on kickoff coverage. **at Ohio State (10/28):** Collected one stop on kickoff coverage. **at Michigan State (11/4):** Had one tackle on kickoff coverage. **Rutgers (11/11):** Made a career-high seven tackles, including a pair of stops on kickoff coverage...Logged his first career sack, a combined effort on a fourth-quarter takedown of Giovanni Rescigno with Antonio Shelton during the goalline stand on Rutgers' final drive.

» 2017 GAME-BY-GAME

Tackles (Solo-Assisted-Total)
 AKRON DNP; PITTSBURGH 0-0-0; GEORGIA STATE 1-1-2; at Iowa 0-0-0; INDIANA 0-1-1; at Northwestern 2-0-2; MICHIGAN DNP; at Ohio State 1-0-1; at Michigan State 1-0-1; RUTGERS 1-6-7.

» MONROE'S CAREER STATISTICS & GAME HIGHS

	UA-A	TK	FR	FF	I	PBU	SACK	TFL
2016	3-9	12	-	-	-	1	-	1.0-3
2017	6-8	14	-	-	-	1	0.5-2	1.5-5
CAREER	9-17	26	-	-	-	2	0.5-2	3.5-5

Tackles 7; Rutgers, 11/11/17
Tackles for Loss 1.0; Georgia State, 9/16/17
Sacks 0.5; Rutgers, 11/11/17
Pass Breakups 1; Twice: Last Georgia State, 9/16/17



ANDREW NELSON 59
 Offensive Line | 6-6 | 305
 Graduate/Senior
 Hershey, Pa./Hershey
 Major: Nutritional Sciences (2nd degree)

» 2017
Season: Appeared in three games with one start...Made his first start of the season at Iowa (9/23).

Pittsburgh (9/9): Made his season debut on the offensive line... Appeared in his first game since suffering an injury against Maryland on Oct. 8, 2016. **Georgia State (9/16):** Helped the offense to 526 yards of total offense, including Trace McSorley's sixth-career 300-yard passing game (309 yards) and his school-record fourth game with four-or-more touchdown passes...Helped Penn State score eight offensive touchdowns, coming from eight different Penn Staters...Saw Penn State eclipse the 30-point mark for the 10th-straight game, just the fifth streak of 10-or-more games in Big Ten history. **at Iowa (9/23):** Helped Penn State to a season-high 579 yards of total offense on 99 offensive plays... Paved the way for Saquon Barkley's career-high 211 rushing yards and 94 receiving yards, which helped Barkley to a school-record 358 all-purpose yards...Blocked for Trace McSorley's 284-yard passing effort.



AMANI ORUWARIYE 21
 Cornerback | 6-1 | 205
 Senior/Junior
 Tampa, Fla./Gaither
 Major: Telecommunications

» 2017

Season: Appeared in eight games.

Rankings: Sits No. 3 nationally and No. 2 in the Big Ten in interceptions per game (0.5)...Ranks No. 5 in the FBS and No. 3 in the Big Ten in passes defended per game (1.5)...His six passes defended vs. Michigan State (5 PBU, 1 INT) are tied for the most in the FBS this season (D. Ward, Ohio State vs. Indiana; D. Lewis Jr., Tulane vs. East Carolina).

Akron (9/2): Made three stops...Hauled in his second career interception to create Penn State's first takeaway of the season...Also broke up one pass...One of eight players to be a part of three-straight seasons with a shutout (Illinois, 2015; at Rutgers, 2016; Akron, 2017), marking the longest such streak since a three-year span from 1989-91...Part of a defense that logged a season-opening shutout for the first time since 2007 (FIU, 59-0). **Pittsburgh (9/9):** Had three tackles...Added one pass breakup, a third-down breakup to force a first-quarter punt. **Indiana (9/30):** Made two tackles...Posted his third career interception - and second of the season - returning it for 17 yards. **at Northwestern (10/7):** Logged one tackle...Pulled in his third interception of the season to halt Northwestern's opening drive at the Penn State 10...Is the second Penn State DB to have interceptions in back-to-back games this season, joining Grant Haley (Pitt and Georgia State)...Had one pass breakup. **Michigan (10/21):** Made four tackles. **at Ohio State (10/28):** Totaled five tackles. **at Michigan State (11/4):** Had a fourth-quarter interception to end a Michigan State drive deep in Penn State territory...Had two tackles... Added a career-high five pass breakups, the most by a Nittany Lion since Justin King's five vs. Purdue in 2007. **Rutgers (11/11):** Made one tackle... Part of a defense that allowed just 43 passing yards, the fewest in a game since giving up 32 vs. Army (2015)...The 43 passing yards are the fewest allowed by Penn State in Big Ten play...Held Rutgers to just seven pass completions, the second-fewest allowed by the Nittany Lions in a Big Ten game.

» 2017 GAME-BY-GAME

Tackles (Solo-Assisted-Total)

AKRON 1-2-3; PITTSBURGH 3-0-3; GEORGIA STATE DNP; at Iowa DNP; INDIANA 1-1-2; at Northwestern 1-0-1; MICHIGAN 3-1-4; at Ohio State 4-1-5; at Michigan State 1-1-2; RUTGERS 0-1-1.

» ORUWARIYE'S CAREER STATISTICS & GAME HIGHS

	UA-A	TK	FF	FR	I	PBU	SACK	TFL
2015	1-4	5	-	-	-	1	-	-
2016	13-10	23	-	-	1	1	-	-
2017	14-7	21	-	-	4	8	-	-
CAREER	28-21	49	-	-	5	10	-	-

Tackles 7; Michigan State, 11/26/16

Interceptions 1; Five Times: Last at Michigan State, 11/4/17

Long Interception Return 30 yards; Kent State, 9/3/16

Pass Breakups 5; at Michigan State, 11/4/17

NOTE: Has one career touchdown - a 30-yard interception return vs. Kent State.



TOM PANCOAST 89
 Tight End/H-Back | 6-3 | 236
 Senior/Senior
 West Chester, Pa./Unionville
 Major: Economics

» 2017

Season: Appeared in 10 games.

Akron (9/2): Made his first career reception in the fourth quarter, gaining 12 yards. **at Iowa (9/23):** Appeared on offense and special teams. **Indiana (9/30):** Made one catch for 5 yards...Also saw time on special teams. **at Northwestern (10/7):** Appeared on offense and special teams. **Michigan (10/21):** Took snaps on offense and special teams. **at Ohio State (10/28):** Appeared on offense and special teams. **at Michigan State (11/4):** Saw time on offense and special teams. **Rutgers (11/11):** Logged snaps on offense and special teams.

» 2017 GAME-BY-GAME

Receiving (Receptions-Yards-TD)

AKRON 1-12-0; PITTSBURGH 0-0-0; GEORGIA STATE 0-0-0; at Iowa 0-0-0; INDIANA 1-5-0; at Northwestern 0-0-0; MICHIGAN 0-0-0; at Ohio State 0-0-0; at Michigan State 0-0-0; RUTGERS 0-0-0.

» PANCOAST'S CAREER OFFENSIVE STATISTICS & GAME HIGHS


	Att.-Yds.	Avg.	TD	LG	Rec.-Yds.	Avg.	TD	LG
2014	-	-	-	-	-	-	-	-
2015	-	-	-	-	-	-	-	-
2016	-	-	-	-	-	-	-	-
2017	-	-	-	-	2-17	8.5	-	12
CAREER	-	-	-	-	2-17	8.5	-	12

Receptions 1; Twice: Last Indiana, 9/30/17

Receiving Yards 12; Akron, 9/2/17

Longest Reception 12; Akron, 9/2/17

NOTE: Has one career kickoff return - in 2016 - an 11-yard return at Indiana.



DANIEL PASQUARIELLO 92
 Punter | 6-1 | 201
 Senior/Senior
 Melbourne, Victoria, Australia/Xavier College H.S.
 Major: Labor Studies and Employment Relations (2nd degree)

» CAREER NOTES & RECORDS

Career: Ranks No 13 on Penn State's career punting average list at 38.7 yards per punt.

» 2017

Season: Appeared in one game.

Georgia State (9/16): Hit one punt for 45 yards in the fourth quarter... Landed his lone punt inside the GSU 20-yard line.

» PASQUARIELLO'S CAREER PUNTING STATISTICS & GAME HIGHS

	Punts	Yards	Avg.	I-20	FC	50+	LG	BLK
2014	47	1,754	37.3	13	11	1	63	-
2015	58	2,314	39.9	12	10	9	60	-
2016	2	75	37.5	2	1	-	38	-
2017	1	45	45.0	1	-	-	45	-
CAREER	108	4,188	38.7	28	22	10	63	-

Punt Attempts 9; Twice: Last at Northwestern, 11/7/15

Punt Yards 374; at Northwestern, 11/7/15

Longest Punt 63; Michigan State, 11/28/14

NOTE: Has two career tackles (at Temple, 9/5/15; at Illinois 11/22/14).



JOHN PETRISHEN 16
 Safety | 6-0 | 211
 Junior/Sophomore
 Lower Burrell, Pa./Pittsburgh Central Catholic
 Major: Communications Arts & Sciences

» 2017

Season: Appeared in two games...Made collegiate debut vs. Akron (9/2)...One of 24 student-athletes to make their collegiate debut in 2017.

Akron (9/2): Made collegiate debut...Posted his first career tackle in the fourth quarter...One of 10 Penn Staters to register their first career tackles in the game. **Georgia State (9/16):** Made two tackles...Registered his first career tackle for loss on a fourth-quarter solo stop behind the line of scrimmage.

» 2017 GAME-BY-GAME

Tackles (Solo-Assisted-Total)

AKRON 0-1-1; PITTSBURGH DNP; GEORGIA STATE 2-0-2; at Iowa DNP; INDIANA DNP; at Northwestern DNP; MICHIGAN DNP; at Ohio State DNP; at Michigan State DNP; RUTGERS DNP.

» PETRISHEN'S CAREER STATISTICS & GAME HIGHS

	UA-A	TK	FF	FR	I	PBU	SACK	TFL
2016	-	-	-	-	-	-	-	-
2017	2-1	3	-	-	-	-	-	1.0-2
CAREER	2-1	3	-	-	-	-	-	1.0-2

Tackles 2; Georgia State, 9/16/17

Tackles for Loss 1.0; Georgia State, 9/16/17



BRANDON POLK 10
 Wide Receiver | 5-9 | 181
 Junior/Sophomore
 Ashburn, Va./Briar Woods
 Major: Criminology

» 2017

Season: Appeared in 10 games.

Akron (9/2): Made one catch for 4 yards. **Pittsburgh (9/9):** Had one catch for 18 yards, which set up Saquon Barkley's 8-yard rushing score in the second half. **Georgia State (9/16):** His lone grab went for a 15-yard touchdown in the third quarter. **at Northwestern (10/7):** Grabbed a career-high three receptions...totaled 40 yards, including a 23-yard grab that setup Penn State with first-and-goal on its first touchdown drive of the game. **Michigan (10/21):** Made one catch for 23 yards...Lone reception started Penn State's final scoring drive of the game. **Rutgers (11/11):** Made one catch for 17 yards.

» 2017 GAME-BY-GAME

Receiving (Receptions-Yards-TD)

AKRON 1-4-0; PITTSBURGH 1-18-0; GEORGIA STATE 1-15-1; at Iowa 0-0-0; INDIANA 0-0-0; at Northwestern 3-40-0; MICHIGAN 1-23-0; at Ohio State 0-0-0; at Michigan State 0-0-0; RUTGERS 1-17-0.

» POLK'S CAREER OFFENSIVE STATISTICS & GAME HIGHS

	Att.-Yds.	Avg.	TD	LG	Rec.-Yds.	Avg.	TD	LG
2015	18-159	8.8	1	33	6-57	9.5	1	39
2016	-	-	-	-	2-18	9.0	-	14
2017	-	-	-	-	8-117	14.6	1	23
CAREER	18-159	8.8	1	33	16-192	12.0	2	39

Rushing attempts 3; Three Times: Last vs. Georgia, 1/2/16

Rushing Yards 50; at Temple, 9/5/15

Rushing Touchdowns 1; Buffalo, 9/12/15

Longest Rush 33 yards; at Temple, 9/5/15

Receptions 3; at Northwestern, 10/7/17

Receiving Yards 46; Indiana, 10/10/15

Receiving Touchdowns 1; Twice: Last Georgia State, 9/16/17

Longest Reception 39 yards; Indiana, 10/10/15

All-Purpose Yards 89; at Ohio State, 10/17/15

NOTE: Has 10 career kickoff returns for 209 yards (20.9 ypr), all coming in 2015.



ANDRE ROBINSON 6
Running Back | 5-9 | 216
Junior/Sophomore
Mechanicsburg, Pa./Bishop McDevitt
Major: Economics

» 2017

Season: Appeared in nine games.

Akron (9/2): Carried twice for minus-3 yards. **Georgia State (9/16):** Gained a career-high 39 yards on two carries...Had a career-long 41-yard touchdown run in the fourth quarter. **at Iowa (9/23):** Toted the ball four times for 19 yards. **at Northwestern (10/7):** Carried once for no gain. **Michigan (10/21):** Caught one pass for 5 yards...Lone grab accounted for a first down on Penn State's second scoring drive of the game.

» 2017 GAME-BY-GAME

Rushing (Carries-Yards-TD)

AKRON 2-(-3)-0; PITTSBURGH 0-0-0; GEORGIA STATE 2-39-1; at Iowa 4-19-0; INDIANA 0-0-0; at Northwestern 1-0-0; MICHIGAN 0-0-0; at Ohio State 0-0-0; at Michigan State DNP; RUTGERS 0-0-0.

» ROBINSON'S CAREER OFFENSIVE STATISTICS & GAME HIGHS

	Att.-Yds.	Avg.	TD	LG	Rec.-Yds.	Avg.	TD	LG
2016	29-141	4.9	5	19	2-42	21.0	1	40
2017	9-55	6.1	1	41	1-5	5.0	0	5
CAREER	38-196	5.2	6	41	3-47	15.7	1	40

Rushing Attempts6; Twice: Last at Rutgers, 11/19/16
Rushing Yards39; Georgia State, 9/16/17
Rushing Touchdowns2; at Purdue, 10/29/16
Longest Rush41 yards; Georgia State, 9/16/17
Receptions1; Three Times: Last Michigan, 10/21/17
Receiving Yards40; Michigan State, 11/26/16
Receiving Touchdowns1; Michigan State, 11/26/16
Longest Reception40 yards; Michigan State, 11/26/16



MILES SANDERS 24
Running Back | 5-11 | 209
Sophomore/Sophomore
Pittsburgh, Pa./Woodland Hills
Major: Division of Undergraduate Studies

» 2017

Season: Appeared in nine games with one start...Made his first career start vs. Rutgers (11/11)...Joins Ryan Buchholz, Will Fries and Shareef Miller as first-time starters in 2017.

Akron (9/2): Carried once for 16 yards. **Pittsburgh (9/9):** Rushed one time for minus-3 yards. **Georgia State (9/16):** Toted the ball three times for 44 yards and one touchdown...Scored on a 29-yard rush on the first play following Grant Haley's second-quarter interception. **at Iowa (9/23):** Carried once for 6 yards and caught one pass for 6 yards...Returned the final kickoff of the game for 20 yards. **at Northwestern (10/7):** Made a career-high two catches...Toted 11 yards...Both catches came on Penn State's final scoring drive of the game, including a first-down grab to set up first-and-goal. **Michigan (10/21):** Rushed a career-high six times for 25 yards. **Rutgers (11/11):** Rushed twice for 18 yards.

» 2017 GAME-BY-GAME

Rushing (Carries-Yards-TD)

AKRON 1-16-0; PITTSBURGH 1-(-3)-0; GEORGIA STATE 3-44-1; at Iowa 1-6-0; INDIANA 0-0-0; at Northwestern 0-0-0; MICHIGAN 6-25-0; at Ohio State DNP; at Michigan State 0-0-0; RUTGERS 2-18-0.

Receiving (Receptions-Yards-TD)

AKRON 0-0-0; PITTSBURGH 0-0-0; GEORGIA STATE 0-0-0; at Iowa 1-6-0; INDIANA 0-0-0; at Northwestern 2-11-0; MICHIGAN 0-0-0 at Ohio State DNP; at Michigan State 0-0-0; RUTGERS 0-0-0.

» SANDERS' CAREER OFFENSIVE STATISTICS & GAME HIGHS

	Att.-Yds.	Avg.	TD	LG	Rec.-Yds.	Avg.	TD	LG
2016	25-184	7.4	1	57	2-24	12.0	1	21
2017	14-106	7.6	1	29	3-17	5.7	-	7
CAREER	41-290	7.1	2	57	3-30	10.0	1	21

Rushing Attempts6; Michigan, 10/21/17
Rushing Yards85; at Rutgers, 11/19/16
Rushing Touchdowns1; Twice: Georgia State, 9/16/17
Longest Rush57 yards; at Rutgers, 11/19/16

Receptions2; at Northwestern, 10/7/17
Receiving Yards21; at Purdue, 10/29/16
Receiving Touchdowns1; at Purdue, 10/29/16
Longest Reception21 yards; at Purdue, 10/29/16

2017 GAME-BY-GAME

Kickoff Returns (Returns-Yards-TD-YPR)

AKRON 0-0-0-0.0; PITTSBURGH 0-0-0-0.0; GEORGIA STATE 0-0-0-0.0; at Iowa 1-20-0-20.0; at Northwestern 0-0-0-0.0; MICHIGAN 0-0-0-0.0; at Ohio State DNP; at Michigan State 0-0-0-0.0; RUTGERS 0-0-0-0.0

» SANDERS' CAREER KICKOFF RETURN STATISTICS & GAME HIGHS

	No.	Yds.	Avg.	TD	LG
2016	33	688	20.8	-	48
2017	1	20	20.0	-	20
CAREER	34	708	20.8	-	48

Kickoff Returns4; Three Times: Last vs. Wisconsin, 12/3/16
Kickoff Return Yards89; Ohio State, 10/22/16
Longest Kickoff Return48 yards; Iowa, 11/5/16

All-Purpose Yards106; Iowa, 11/5/16



NICK SCOTT 4
Safety | 5-11 | 199
Senior/Junior
Fairfax, Va./Fairfax
Major: Psychology

» 2017

Season: Appeared in 10 games...Selected team captain prior to the season.

Akron (9/2): Logged two stops...Made one tackle on kickoff coverage. **Pittsburgh (9/9):** Toted a career-high eight tackles, to tie for No. 2 on the team with Jason Cabinda and Koa Farmer...Logged his first career tackle for loss on a fourth-quarter combined stop behind the line with Shareef Miller...Two of his tackles came on special teams...Joined Irvin Charles and Garrett Taylor as the coaching staff's Co-Special Teams Player of the Week. **Georgia State (9/16):** Had three tackles. **Indiana (9/30):** Scooped up a fumble, which was forced by Irvin Charles, on Hooiser punt return and took it 13 yards for his second career touchdown (rush vs. Army; 2015)...Made two stops. **at Northwestern (10/7):** Toted two solo stops, including one on kickoff coverage. **Michigan (10/21):** Made three tackles. **at Ohio State (10/28):** Posted three tackles, all coming on kickoff coverage. **at Michigan State (11/4):** Had one stop on kickoff coverage. **Rutgers (11/11):** Logged four tackles...Made his first career solo tackle for loss in the third quarter.

» 2017 GAME-BY-GAME

Tackles (Solo-Assisted-Total)

AKRON 0-2-2; PITTSBURGH 4-4-8; GEORGIA STATE 2-1-3; Iowa 0-0-0; INDIANA 1-1-2; at Northwestern 2-0-2; MICHIGAN 0-3-3; at Ohio State 2-1-3; at Michigan State 0-1-1; RUTGERS 2-2-4.

» SCOTT'S CAREER STATISTICS & GAME HIGHS

	UA-A	TK	FF	FR	I	PBU	SACK	TFL
2015	5-3	8	-	-	-	-	-	-
2016	3-5	8	-	-	-	1	-	-
2017	13-15	28	-	1	-	-	-	1.5-2
CAREER	21-23	44	-	1	-	1	-	1.5-2

Tackles8; Pittsburgh, 9/9/17
Tackles for Loss1.0; Rutgers, 11/11/17
Pass Breakups1; Michigan State, 11/26/16
Fumble Recoveries1; Indiana, 9/30/17

NOTE: Has two career touchdowns, one coming on a fumble recovery vs. Indiana in 2017 and the other a rushing score vs. Army in 2015...Owns 624 all-purpose yards in his career (133 rushing, 34 receiving, 448 kickoff return)...Has one career touchdown pass, hitting Christian Hackenberg with a passing score vs. Illinois in 2015.



ANTONIO SHELTON 55
Defensive Tackle | 6-2 | 291
Sophomore/Freshman
Westerville, Ohio/Westerville-North
Major: Communications

» 2017

Season: Appeared in six games...Made collegiate debut vs. Akron (9/2)...One of 24 student-athletes to make their collegiate debut in 2017...One of 17 freshmen (14 redshirt, 3 true) to appear in 2017.

Akron (9/2): Made collegiate debut. **Georgia State (9/16):** Logged his first two career tackles, both coming behind the line of scrimmage...Combined with Yetur Gross-Matos on a fourth-quarter tackle for loss...Teamed with Shaka Toney on a sack in the fourth quarter. **Indiana (9/30):** Logged a career-high-tying two tackles. **Rutgers (11/11):** Posted one tackle...His lone stop was a combined sack of Giovanni Rescigno with Ayrton Monroe in the fourth quarter during the goalline stand on Rutgers' final drive.

» 2017 GAME-BY-GAME

Tackles (Solo-Assisted-Total)

AKRON 0-0-0; PITTSBURGH 0-0-0; GEORGIA STATE 0-2-2; at Iowa DNP; INDIANA 0-2-2; at Northwestern 0-0-0; MICHIGAN DNP; at Ohio State DNP; at Michigan State DNP; RUTGERS 0-1-1.

» SHELTON'S CAREER STATISTICS & GAME HIGHS

	UA-A	TK	FF	FR	I	PBU	SACK	TFL
2017	0-5	5	-	-	-	-	1.0-4	1.5-5
CAREER	0-5	5	-	-	-	-	1.0-4	1.5-5

Tackles2; Twice: Last Indiana, 9/30/17
Tackles for Loss1.0; Georgia State, 9/16/17
Sacks0.5; Twice: Last Rutgers 11/11/17



TYLER SHOOP 82
Wide Receiver | 5-11 | 185
Junior/Sophomore
Nashville, Tenn./Father Ryan
Major: Recreation, Parks & Tourism Management

» 2017

Season: Appeared in one game.

Georgia State (9/16): Made his season debut in the fourth quarter.




CHARLIE SHUMAN 79
Offensive Line | 6-8 | 316
Senior/Junior
Pittsford, N.Y./Pittsford Sutherland
Major: Kinesiology

» 2017

Season: Appeared in one game...Made collegiate debut vs. Georgia State (9/16)...One of 24 student-athletes to make their collegiate debut in 2017.

Georgia State (9/16): Made his collegiate debut...Appeared on the offensive line in the fourth quarter.



MICHAEL SHUSTER 15f
Quarterback | 6-2 | 209
Sophomore/Freshman
Camp Hill, Pa./Camp Hill
Major: Business Administration

» 2017

Season: Appeared in one game...Made his collegiate debut vs. Georgia State (9/16)...One of 24 student-athletes to make their collegiate debut in 2017...One of 17 freshmen (14 redshirt, 3 true) to appear in 2017.

Georgia State (9/16): Made his collegiate debut...Closed out the game with the final knee to run out the clock.



SHANE SIMMONS 34
 Defensive End | 6-3 | 250
 Sophomore/Freshman
 Laurel, Md./DeMatha
 Major: Division of Undergraduate Studies

» 2017

Season: Appeared in 10 games...Made collegiate debut vs. Akron (9/2)... One of 24 student-athletes to make their collegiate debut in 2017...One of 17 freshmen (14 redshirt, 3 true) to appear in 2017.

Akron (9/2): Made collegiate debut...Logged his first career stop, a combined tackle for loss with Brandon Smith in the fourth quarter...One of 10 Penn Staters to register their first career tackles in the game...Was a part of a defense that logged 14.0 tackles for loss, the most since recording 15.0 vs. Temple in 2015. **Georgia State (9/16):** Had one tackle. **Indiana (9/30):** Contributed one quarterback hurry. **at Northwestern (10/7):** Totaled a career-best four tackles...Logged his first career solo tackle for loss in the second quarter...Part of a defensive line that earned the coaching staff's Defensive Player of the Week. **at Ohio State (10/28):** Logged one tackle. **at Michigan State (11/4):** Totaled three tackles... Had his first career sack on a solo takedown of Brian Lewerke in the third quarter. **Rutgers (11/11):** Made three tackles, including a solo tackle for loss.

» 2017 GAME-BY-GAME

Tackles (Solo-Assisted-Total)

AKRON 0-1-1; PITTSBURGH 0-0-0; GEORGIA STATE 1-0-1; at Iowa 0-0-0; INDIANA 0-0-0; at Northwestern 2-2-4; MICHIGAN 0-0-0; at Ohio State 1-0-1; at Michigan State 1-2-3; RUTGERS 1-2-3.

» SIMMONS' CAREER STATISTICS & GAME HIGHS

	UA-A	TK	FF	FR	I	PBU	SACK	TFL
2016	-	-	-	-	-	-	-	-
2017	6-7	13	-	-	-	-	1.0-1	3.5-10
CAREER	7-7	13	-	-	-	-	1.0-1	3.5-10

Tackles 4; at Northwestern, 10/7/17

Tackles for Loss 1.0; Three Times: Last Rutgers, 11/11/17

Sacks 1.0; at Michigan State, 11/4/17




ZACH SIMPSON 64
 Offensive Line | 6-3 | 301
 Junior/Sophomore
 Hollidaysburg, Pa./Hollidaysburg Area
 Major: Economics

» 2017

Season: Appeared in 10 games.

Akron (9/2): Appeared on special teams and offense. **Pittsburgh (9/9):** Appeared on special teams. **Georgia State (9/16):** Appeared on special teams. **at Iowa (9/23):** Appeared in special teams. **Indiana (9/30):** Saw time on special teams. **at Northwestern (10/7):** Logged snaps on special teams. **Michigan (10/21):** Appeared on special teams. **at Ohio State (10/28):** Appeared on special teams. **at Michigan State (11/4):** Saw time on special teams. **Rutgers (11/11):** Appeared on special teams.



BRANDON SMITH 47
 Linebacker | 6-0 | 227
 Graduate/Senior
 Winfield, Pa./Lewisburg
 Major: Health Policy & Administration (2nd degree)

» 2017

Awards: Earned CoSIDA Academic All-District...Selected to the 2017 Allstate AFCA Good Works Team...Named a semifinalist for the William V. Campbell Trophy, awarded by the National Football Foundation, which recognizes an individual as the absolute best football scholar-athlete in the nation...Selected as a semifinalist for the inaugural Jason Witten Collegiate Man of the Year award.

Season: Appeared in 10 games with one start.

Akron (9/2): Made four tackles...Totaled 1.0 tackle for loss...Combined with Koa Farmer on a second-quarter tackle for loss...Teamed with Shane Simmons on a fourth-quarter tackle behind the line of scrimmage... Was a part of a defense that logged 14.0 tackles for loss, the most since recording 15.0 vs. Temple in 2015...Part of a defense that logged a season-opening shutout for the first time since 2007 (FIU, 59-0). **Pittsburgh (9/9):** Had one tackle. **Georgia State (9/16):** Made three stops...Had a tackle on punt coverage, a stop for no gain and a solo tackle for loss in the contest. **at Iowa (9/23):** Made two tackles, including a touchdown-saving tackle to end the third quarter...Also had one tackle on kickoff coverage. **Indiana (9/30):** Ranked third on the team with seven tackles. **at Northwestern (10/7):** Had five tackles. **Michigan (10/21):** Made one stop. **at Ohio State (10/28):** Posted one tackle. **at Michigan State (11/4):** Made two tackles. **Rutgers (11/11):** Made the start and posted his second career double-digit tackle game with 10 stops...Part of a defense that allowed just 43 passing yards, the fewest in a game since giving up 32 vs. Army (2015)...The 43 passing yards are the fewest allowed by Penn State in Big Ten play...Held Rutgers to just seven pass completions, the second-fewest allowed by the Nittany Lions in a Big Ten game.

» 2017 GAME-BY-GAME

Tackles (Solo-Assisted-Total)

AKRON 0-4-4; PITTSBURGH 0-1-1; GEORGIA STATE 3-1-4; at Iowa 2-0-2; INDIANA 0-7-7; at Northwestern 1-4-5; MICHIGAN 0-1-1; at Ohio State 1-0-1; at Michigan State 1-1-2; RUTGERS 4-6-10

» SMITH'S CAREER STATISTICS & GAME HIGHS

	UA-A	TK	FF	FR	I	PBU	SACK	TFL
2014					DNP			
2015	0-1	1	-	-	-	-	-	-
2016	21-33	54	-	-	2	3	0.5-2	4.0-7
2017	12-25	37	-	-	-	-	-	2.0-3
CAREER	33-59	92	-	-	2	3	0.5-2	6.0-10

Tackles 14; Maryland, 10/8/16

Sacks 0.5; at Rutgers, 11/19/16

Tackles for Loss 1.0; Four Times: Last Georgia State, 9/16/17

Interceptions 1; Twice: Last at Purdue, 10/29/16

Pass Breakups 1; Three Times: Last at Indiana, 11/12/16



TOMMY STEVENS 2
 Quarterback | 6-4 | 224
 Junior/Sophomore
 Indianapolis, Ind./Decatur Central
 Major: Telecommunications

» 2017

Season: Appeared in six games...Has seen time at quarterback, running back and wide receiver.

Akron (9/2): Completed 3-of-6 passes for 42 yards, which are all career highs...Connected with DaeSean Hamilton on a 26-yard completion... Rushed four times for 16 yards and one touchdown...Scored on a 5-yard touchdown run in the fourth quarter...Caught his first career pass for 7 yards. **Pittsburgh (9/9):** Made one catch for 1 yard. **Georgia State (9/16):** Caught and threw a touchdown pass, becoming the first Nittany Lion since Christian Hackenberg (2015; Illinois) to both throw and catch a touchdown pass in the same game...Completed 2-of-4 passes for 43 yards and a touchdown pass...Rushed twice for 2 yards...Caught two passes for 19 yards, including a 10-yard touchdown grab to open the scoring in the first quarter...His 35-yard scoring strike to Saeed Blacknall was the first of his career and a career-long pass. **at Northwestern (10/7):** Caught his second career touchdown pass in a second quarter, a 10-yard pass from Trace McSorley...Made two catches in the game for 8 yards...Rushed three times for 17 yards...Set career highs in passing attempts (7) and completions (4). **Michigan (10/21):** Rushed once for 11 yards...Did not attempt a pass, seeing time at quarterback in the fourth quarter. **Rutgers (11/11):** Appeared on offense at running back and wide receiver.

» 2017 GAME-BY-GAME

Passing (Comp-Att-Yds-TD-INT)

AKRON 3-6-42-0-0; PITTSBURGH 0-0-0-0-0; GEORGIA STATE 2-4-43-1-0; at Iowa DNP; INDIANA DNP; at Northwestern 4-7-41-0-0; MICHIGAN 0-0-0-0-0; at Ohio State DNP; at Michigan State DNP; RUTGERS 0-0-0-0-0.

» STEVENS' CAREER PASSING STATISTICS & GAME HIGHS

	C-A	Yds.	%	TD-INT	YPG	LG
2016	2-3	36	66.7	-	5.1	26
2017	9-17	126	52.9	1-0	31.5	35
CAREER	11-20	162	55.9	1-0	14.7	35

Pass Completions 4; at Northwestern, 10/7/17

Pass Attempts 7; at Northwestern, 10/7/17

Passing Yards 43; Georgia State, 9/16/17

Passing Touchdowns 1; Georgia State, 9/16/17

Long Pass 35 yards; Georgia State, 9/16/17

» 2017 GAME-BY-GAME

Rushing (Carries-Yards-TD)

AKRON 4-16-1; PITTSBURGH 0-0-0; GEORGIA STATE 2-2-0; at Iowa DNP; INDIANA DNP; at Northwestern 3-17-0; MICHIGAN 1-11-0; at Ohio State DNP; at Michigan State DNP; RUTGERS 0-0-0.

Receiving (Receptions-Yards-TD)

AKRON 1-7-0; PITTSBURGH 1-1-0 GEORGIA STATE 2-19-1; at Iowa DNP; INDIANA DNP; at Northwestern 2-8-1; MICHIGAN 0-0-0; at Ohio State DNP; at Michigan State DNP; RUTGERS 0-0-0.

» STEVENS' CAREER OFFENSIVE STATISTICS & GAME HIGHS

SEASON	Att.-Yds.	Avg.	TD	LG	Rec.-Yds.	Avg.	TD	LG
2016	21-198	9.4	2	45	-	-	-	-
2017	10-46	4.6	1	20	6-35	5.8	2	10
CAREER	31-244	7.9	3	45	6-35	5.8	2	10

Rushing Attempts 6; at Rutgers, 11/19/16

Rushing Yards 70; Iowa, 11/5/16

Rushing Touchdowns 1; Three Times: Last Akron, 9/2/17

Longest Rush 45 yards; Iowa, 11/5/16

Receptions 2; Twice: Last at Northwestern, 10/7/17

Receiving Yards 19; Georgia State, 9/16/17

Receiving Touchdowns 1; Twice: Last at Northwestern, 10/7/17

Longest Reception 10 yards; Twice: Last at Northwestern, 10/7/17

All-Purpose Yards 70; Iowa, 11/5/16

Total Offense 70; Iowa, 11/5/16





GARRETT TAYLOR 17
 Safety | 6-0 | 197
 Junior/Sophomore
 Richmond, Va./Saint Christopher's
 Major: Advertising & Public Relations (Smeal Business Cert.)

» 2017

Season: Appeared in 10 games...Recovered his first career fumble vs. Rutgers (11/11).

Akron (9/2): Had one tackle...Tied a career high with one pass breakup.
Pittsburgh (9/9): Made a career-high two stops...Joined Irvin Charles and Nick Scott as the coaching staff's Co-Special Teams Player of the Week.
at Iowa (9/23): Made one tackle on punt coverage.
Indiana (9/30): Made one tackle on punt coverage.
Michigan (10/21): Appeared on special teams.
at Ohio State (10/28): Logged his lone stop on punt coverage.
at Michigan State (11/4): Saw time on special teams.
Rutgers (11/11): Recovered his first career fumble on the opening kickoff of the second half...Recovered a fumble for Penn State's lone turnover, making it 11-straight games, which is the longest streak since a 29-game stretch from 2007-09.

» 2017 GAME-BY-GAME

Tackles (Solo-Assisted-Total)

AKRON 0-1-1; PITTSBURGH 2-0-2; GEORGIA STATE 0-0-0; at Iowa 1-0-1; INDIANA 0-1-1; at Northwestern 0-0-0; MICHIGAN 0-0-0; at Ohio State 1-0-1; at Michigan State 0-0-0; RUTGERS 0-0-0.

» TAYLOR'S CAREER STATISTICS & GAME HIGHS

	UA-A	TK	FF	FR	I	PBU	SACK	TFL
2016	1-1	2	-	-	-	1	-	-
2017	4-2	6	-	1	-	1	-	-
CAREER	5-3	8	-	1	-	2	-	-

Tackles 2; Pittsburgh, 9/9/17
Fumble Recoveries 1; Rutgers, 11/11/17
Pass Breakups 1; Twice: Last Akron, 9/2/17



JOHNATHAN THOMAS 20
 Running Back | 5-11 | 216
 Senior/Junior
 Peabody, Mass./St. John's Prep
 Major: Sociology

» 2017

Season: Appeared in five games.

Georgia State (9/16): Made his first career tackle...Combined with Frank Di Leo on a fourth-quarter stop on special teams.
at Iowa (9/23): Made one tackle on kickoff coverage.
at Northwestern (10/7): Saw time on special teams.
at Michigan State (11/4): Saw time on special teams.
Rutgers (11/11): Had one stop on kickoff coverage.

» 2017 GAME-BY-GAME

Tackles (Solo-Assisted-Total)

AKRON DNP; PITTSBURGH DNP; GEORGIA STATE 0-1-1; at Iowa 1-0-1; INDIANA DNP; at Northwestern 0-0-0; MICHIGAN DNP; at Ohio State DNP; at Michigan State 0-0-0; RUTGERS 0-1-1.

» THOMAS' CAREER STATISTICS & GAME HIGHS

	UA-A	TK	FF	FR	I	PBU	SACK	TFL
2015	-	-	-	-	-	-	-	-
2016	-	-	-	-	-	-	-	-
2017	1-2	3	-	-	-	-	-	-
CAREER	1-2	3	-	-	-	-	-	-

Tackles 1; Three Times: Last Rutgers, 11/11/17

NOTE: Has 11 career rushes for 42 yards.



DeANDRE THOMPKINS 3
 Wide Receiver | 5-11 | 189
 Senior/Junior
 Hubert, N.C./Swansboro
 Major: Psychology & Criminology

» CAREER NOTES AND RECORDS

NCAA: Ranks No. 13 among active FBS punt returners in punt return average (10.7)...Ranks tied for No. 19 on the active punt return for a touchdown list (1).

Game: Set a school record for punt return average in a game with 31.8 yard per return vs. Akron (9/2/17), besting Derrick Williams' mark of 31.7 vs. Temple (2006).

» 2017

Season: Appeared in 10 games with eight starts...Became the first Penn Stater to return a punt for a touchdown since Derrick Williams at Wisconsin in 2008...Was the first punt return touchdown by a Nittany Lion at Beaver Stadium since Williams did so vs. Notre Dame in 2007.

Rankings: Tied for No. 9 national and No. 2 in the Big Ten in punt return touchdowns (1)...Ranks No. 8 nationally and leads the Big Ten in punt return average (14.9 ypr)...Sits No. 72 in the FBS and No. 5 in the Big Ten in yards per reception (15.5).

Akron (9/2): Caught two passes for 29 yards...Returned four punts for 127 yards and one touchdown...His first-quarter punt return for a touchdown was the opening score of the game and first Penn State punt return for a touchdown since 2008 (Derrick Williams; at Wisconsin)...Was the first punt return for a touchdown by a Nittany Lion at Beaver Stadium since 2007 (Williams; Notre Dame)...Set a career high with 156 all-purpose yards...Named the coaching staff's Special Teams Player of the Week.
Pittsburgh (9/9): Made one catch for 12 yards...Returned three punts for 31 yards...Had a long return of 16 yards.
Georgia State (9/16): Caught three passes for 25 yards, all coming on Penn State's first scoring drive...Returned three punts for 44 yards, including a long return of 27 yards.
at Iowa (9/23): Caught two passes for 14 yards...Returned one punt for 4 yards.
Indiana (9/30): Made two grabs for 53 yards...Both catches went for first downs on Penn State scoring drives.
at Northwestern (10/7): Totaled 57 yards on a game-high-tying and career-high six receptions...Returned three punts for 33 yards...Had a long punt return of 32 yards in the fourth quarter.
Michigan (10/21): Returned two punts for 20 yards...Had a long return of 18 yards.
at Ohio State: Hauled in two passes for 49 yards...Made a 37-yard touchdown catch that was initially ruled an interception, but was overturned and ruled a touchdown catch upon review.
at Michigan State (11/4): Caught four passes for a career-high 102 yards to account for his first career 100-yard receiving game...Hauled in a 70-yard touchdown catch to end the third quarter, tying for his longest career receptions (Maryland, 2016)...Teamed with DaeSean Hamilton (112 yards) as the first Penn State duo to log 100 receiving yards in the same game since the 2016 Big Ten Championship Game.
Rutgers (11/11): Returned two punts for 10 yards.

» 2017 GAME-BY-GAME

Receiving (Receptions-Yards-TD)

AKRON 2-29-0; PITTSBURGH 1-12-0; GEORGIA STATE 3-25-0; at Iowa 2-14-0; INDIANA 2-53-0; at Northwestern 6-57-0; MICHIGAN 0-0-0; at Ohio State 2-49-1; at Michigan State 4-102-1; RUTGERS 0-0-0.

» THOMPKINS' CAREER OFFENSIVE STATISTICS & GAME HIGHS

	Att.-Yds.	Avg.	TD	LG	Rec.-Yds.	Avg.	TD	LG
2015	5-12	2.4	1	6	3-33	11.0	-	31
2016	-	-	-	-	27-440	16.3	1	70
2017	-	-	-	-	22-341	15.5	2	70
CAREER	5-12	2.4	1	6	52-814	15.7	3	70

Rush Attempts 2; Twice: Last Indiana, 10/10/15

Rush Yards 11; Indiana, 10/10/15

Rushing Touchdowns 1; Rutgers, 9/19/15

Long Rush 6 yards; Indiana, 10/10/15

Receptions 6; Northwestern, 10/7/17

Receiving Yards 102; at Michigan State, 11/4/17

Receiving Touchdowns 1; Three Times: Last at Michigan State, 11/4/17

Long Reception 70 yards; Twice: Last at Michigan State, 11/4/17

» 2017 GAME-BY-GAME

Punt Returns (Returns-Yards-TD-YPR)

AKRON 4-127-1-31.8; PITTSBURGH 3-31-0-10.3; GEORGIA STATE 3-44-0-14.7; Iowa 1-4-0-4.0; INDIANA 0-0-0-0; at Northwestern 3-33-0-11.0; MICHIGAN 2-20-0-10.0; at Ohio State 0-0-0-0.0; at Michigan State 0-0-0-0.0; RUTGERS 2-10-0-4.0

» THOMPKINS' CAREER PUNT RETURN STATISTICS & GAME HIGHS

	No.	Yds.	Avg.	TD	LG
2015	23	178	7.7	0	58
2016	1	2	2.0	0	2
2017	18	269	14.9	1	61
CAREER	42	449	10.7	1	61

Punt Returns 5; Indiana, 10/10/15

Punt Return Yards 127; Akron, 9/2/17

Long Punt Return 61 yards; Akron, 9/2/17

Total Offense Yards 91; Maryland, 10/8/16

All-Purpose Yards 156; Akron, 9/2/17

NOTE: Owns one kickoff return for five yards (vs. Iowa, 11/5/16).



SHAKA TONEY 18
 Defensive End | 6-3 | 218
 Sophomore/Freshman
 Philadelphia, Pa./Imhotep Charter
 Major: Division of Undergraduate Studies

» 2017

Awards: Earned *Pro Football Focus* Big Ten Team of the Week honors on Sept. 19 after a 2.0-tackles for loss and 1.0-sack effort vs. Georgia State... Garnered *Pro Football Focus* Big Ten Team of the Week honors on Oct. 10 after a 2.0-sack effort that included a fumble at Northwestern.

Season: Appeared in 10 games...Made collegiate debut vs. Akron (9/2)... One of 24 student-athletes to make their collegiate debut in 2017...One of 17 freshmen (14 redshirt, 3 true) to appear in 2017.

Akron (9/2): Made collegiate debut...Totaled two tackles...Logged his first career stop in the third quarter on a solo tackle for loss...One of 10 Penn Staters to register their first career tackles in the game...Was a part of a defense that logged 14.0 tackles for loss, the most since recording 15.0 vs. Temple in 2015.
Pittsburgh (9/9): Made one tackle...Combined with Kevin Givens on a fourth-quarter tackle for loss.
Georgia State (9/16): Posted four tackles, none of which gained yardage...Logged his first career sack, a combined effort with Manny Bowen, and forced a fumble by Georgia State quarterback Conner Manning to fumble, a fumble that was recovered by Penn State...Had a solo tackle for loss in the second quarter...Combined with Antonio Shelton for a fourth-quarter sack.
Indiana (9/30): Made one tackle.
at Northwestern (10/7): Both of his tackles were solo takedowns for sacks of Clayton Thorson... Forced his second career fumble on a back-side sack of Thorson in the first quarter, which lead to Penn State's opening score.
Michigan (10/21): Made three tackles...Had a solo sack of John O'Korn for a loss of 9 yards on fourth-and-13 to end Michigan's final offensive series...Part of an defensive line that earned the coaching staff's Defensive Player of the Week.
at Ohio State (10/28): Had two tackles.
at Michigan State (11/4): Made three stops.

» 2017 GAME-BY-GAME

Tackles (Solo-Assisted-Total)

AKRON 1-1-2; PITTSBURGH 0-1-1; GEORGIA STATE 2-2-4; at Iowa 0-0-0; INDIANA 0-1-1; at Northwestern 2-0-2; MICHIGAN 1-2-3; at Ohio State 1-1-2; at Michigan State 0-3-3; RUTGERS 0-0-0.

» TONEY'S CAREER STATISTICS & GAME HIGHS

	UA-A	TK	FF	FR	I	PBU	SACK	TFL
2016	-	-	-	-	-	-	-	-
2017	7-11	18	2	-	-	-	4.0-31	6.5-39
CAREER	7-11	18	2	-	-	-	4.0-31	6.5-39

Tackles 4; Georgia State, 9/16/17

Tackles for Loss 2.0; Twice: Last at Northwestern, 10/7/17

Sacks 2.0; at Northwestern, 10/7/17

Forced Fumble 1; Twice: Last at Northwestern, 10/7/17



KYLE VASEY 96
 Long Snapper | 6-2 | 237
 Senior/Junior
 Hawley, Pa./Wallenpaupack
 Major: Rehabilitation & Human Services

» 2017
Season: Started 10 games at long snapper...Made collegiate debut vs. Akron (9/2)...One of 24 student-athletes to make their collegiate debut in 2017...Brother, Dan, joined the team as a walk-on in mid-September.

Akron (9/2): Made collegiate debut. **Pittsburgh (9/9):** Handled all of the snapping duties on placements. **Georgia State (9/16):** Handled all of the snapping duties on placements. **Iowa (9/23):** Appeared on specials teams, handing snapping on all placements. **Indiana (9/30):** Handled all of the snapping duties on placements. **at Northwestern (10/7):** Snapped on all placements. **Michigan (10/21):** Handled snapping on all placements. **at Ohio State (10/28):** Snapped on all placements. **at Michigan State (11/4):** Handled snapping on all placements. **Rutgers (11/11):** Snapped on all placements.



JASON VRANIC 51
 Linebacker | 6-0 | 222
 Senior/Senior
 Wheatfield, N.Y./Niagara-Wheatfield
 Major: Kinesiology

» 2017
Season: Appeared in two games...Made Penn State debut vs. Akron (9/2)...One of 24 student-athletes to make their collegiate debut in 2017.

Akron (9/2): Made Penn State debut. **Georgia State (9/16):** Made one tackle, a fourth-quarter solo stop.

» 2017 GAME-BY-GAME

Tackles (Solo-Assisted-Total)
 AKRON 0-0-0; PITTSBURGH DNP; GEORGIA STATE 1-0-1; at Iowa DNP; INDIANA DNP; at Northwestern DNP; MICHIGAN DNP; at Ohio State DNP; at Michigan State DNP; RUTGERS 0-0-0.

» VRANIC'S CAREER STATISTICS & GAME HIGHS

	UA-A	TK	FF	FR	I	PBU	SACK	TFL
2016	-	-	-	-	-	-	-	-
2017	1-0	1	-	-	-	-	-	-
CAREER	1-0	1	-	-	-	-	-	-

Tackles 1; Georgia State, 9/16/17



LAMONT WADE 38
 Cornerback | 5-9 | 193
 Freshman/Freshman
 Clairton, Pa./Clairton
 Major: Division of Undergraduate Studies

» 2017
Season: Appeared in nine games...Made collegiate debut vs. Akron (9/2)...One of 24 student-athletes to make their collegiate debut in 2017...One of 17 freshmen (14 redshirt, 3 true) to appear in 2017...Forced his first career fumble on a kickoff return vs. Rutgers (11/11).

Akron (9/2): Logged his first career tackle on special teams...One of 10 Penn Staters to register their first career tackles in the game. **Pittsburgh (9/9):** Made two stops. **Georgia State (9/16):** Posted a career-high five tackles, including four solo...Made four stops on defense and one on kickoff coverage. **Indiana (9/30):** Notched two tackles, including one on kickoff coverage...Added his first career pass breakup. **Michigan (10/21):** Had four tackles...Added one pass breakup. **at Ohio State (10/28):** Made one tackle on kickoff coverage. **at Michigan State (11/4):** Totaled two tackles, including one on kickoff coverage. **Rutgers (11/11):** Forced his first career fumble on the opening kickoff of the second half, which was recovered by Garrett Taylor...Added four tackles, including one on kickoff coverage...Forced Penn State's lone turnover, making it 11-straight games, which is the longest streak since a 29-game stretch from 2007-09.


» 2017 GAME-BY-GAME

Tackles (Solo-Assisted-Total)
 AKRON 0-1-1; PITTSBURGH 2-0-2; GEORGIA STATE 4-1-5; at Iowa 0-0-0; INDIANA 1-1-2; at Northwestern DNP; MICHIGAN 2-2-4; at Ohio State 0-1-1; at Michigan State 1-1-2; RUTGERS 1-3-4.

» WADE'S CAREER STATISTICS & GAME HIGHS

	UA-A	TK	FF	FR	I	PBU	SACK	TFL
2017	11-10	21	1	-	-	2	-	-
CAREER	11-10	21	1	-	-	2	-	-

Tackles 5; Georgia State, 9/16/17
Forced Fumbles 1; Rutgers, 11/11/17
Pass Breakups 1; Twice: Last Michigan, 10/21/17



ROBERT WINDSOR 54
 Defensive Tackle | 6-4 | 295
 Junior/Sophomore
 Fond Du Lac, Wis./Fond Du Lac
 Major: Telecommunications

» 2017
Season: Appeared in 10 games.

Rankings: Tied for No. 12 nationally and No. 2 in the Big Ten in fumble recoveries (2).

Akron (9/2): Tied a career high with four stops and 0.5 tackle for loss... Combined with Ryan Buchholz on a first-quarter tackle behind the line of scrimmage...Was a part of a defense that logged 14.0 tackles for loss, the most since recording 15.0 vs. Temple in 2015...Part of a defense that logged a season-opening shutout for the first time since 2007 (FIU, 59-0). **Pittsburgh (9/9):** Made two tackles...Sacked Pittsburgh quarterback Ben DiNucci in the fourth quarter, forcing and recovering a fumble, to end the Panthers' final drive of the game...Part of a defense that piled up five sacks, its most since logging six last season vs. No. 2 Ohio State. **Georgia State (9/16):** Logged two stops. **at Iowa (9/23):** Made one stop. **Indiana (9/30):** Posted two tackles. **at Northwestern (10/7):** Tallied one stop...Added a quarterback hurry. **Michigan (10/21):** Totaled one tackle...Recovered his second career fumble in the fourth quarter, following the Christian Campbell strip-sack...Helped the defense for a turnover for the eighth-straight game...Part of an defensive line that earned the coaching staff's Defensive Player of the Week. **at Ohio State (10/28):** Made one tackle. **Rutgers (11/11):** Had two stops.

» 2017 GAME-BY-GAME

Tackles (Solo-Assisted-Total)
 AKRON 1-3-4; PITTSBURGH 1-1-2; GEORGIA STATE 2-0-2; at Iowa 1-0-1; INDIANA 0-2-2; at Northwestern 0-1-1; MICHIGAN 0-1-1; at Ohio State 0-1-1; at Michigan State 0-0-0; Rutgers 0-2-2.

» WINDSOR'S CAREER STATISTICS & GAME HIGHS

	UA-A	TK	FF	FR	I	PBU	SACK	TFL
2016	9-14	23	-	-	-	-	1.0-6	1.5-6
2017	5-11	16	1	2	-	-	1.0-9	1.5-10
CAREER	14-25	39	1	2	-	-	2.0-15	3.0-16

Tackles 4; Twice: Last Akron, 9/2/17
Sacks 1.0; Pittsburgh, 9/9/17
Tackles For Loss 1.0; Pittsburgh, 9/9/17
Forced Fumbles 1; Pittsburgh, 9/9/17
Fumble Recoveries 1; Twice: Last Michigan, 10/21/17



CHASZ WRIGHT 77
 Offensive Line | 6-7 | 345
 Senior/Junior
 Woodbridge, Va./Milford Academy
 Major: Telecommunications

» 2017
Season: Appeared in nine games with six starts.

Akron (9/2): Helped pave the way for 569 total yards...Cleared the way for Saquon Barkley's 174 rushing yards for his 11th career 100-yard rushing game...Protected Trace McSorley to the tune of 280 passing yards and two scoring throws...Didn't allow a sack or quarterback hurry...Part of the offensive line unit that was named the coaching staff's Offensive Player of the Week. **Pittsburgh (9/9):** Part of an offensive line that allowed just one sack...Blocked for 148 total rushing yards - including 88 from Saquon Barkley - and protected Trace McSorley to the tune of three touchdowns and 164 yards passing. **Georgia State (9/16):** Guided the offense to 526 yards of total offense, including Trace McSorley's sixth-career 300-yard passing game (309 yards) and his school-record fourth game with four-or-more touchdown passes...Helped Penn State score eight offensive touchdowns, coming from eight different Penn Staters...Saw Penn State eclipse the 30-point mark for the 10th-straight game, just the fifth streak of 10-or-more games in Big Ten history. **Indiana (9/30):** Helped protect Trace McSorley for his seventh career 300-yard passing game...Allowed the passing game time to earn bowl eligibility. **Michigan (10/21):** Saw time on special teams. **at Ohio State (10/28):** Part of an offensive line that helped produce 283 yards...Protected Trace McSorley, who threw for 192 yards and two touchdowns, and rushed for 49 yards and a score...Helped the offense score 38 points, the most allowed by Ohio State since giving up 41 tallies to Michigan in 2013. **at Michigan State (11/4):** Helped the offense post 466 yards of total offense, including 401 yards passing...Protected Trace McSorley to the tune of 381 yards passing and three touchdowns...Blocked for Saquon Barkley's game-high 63 rushing yards...Helped Penn State sustain a 12-play, 95-yard scoring drive - its longest in terms of yards and tied for the longest in terms of plays in 2017. **Rutgers (11/11):** Helped Penn State score 20 points for the 20th-consecutive game...Protected Trace McSorley to the tune of 16-of-21 passing for 214 yards and two touchdowns...Blocked for a pair of Saquon Barkley rushing scores and one McSorley touchdown scamper.

SCORING SUMMARY

Plays	Yds	Time	Result	Qtr.	Scoring Play	Plays	Yds	Time	Result	Qtr.	Scoring Play
AKRON (8)						at Michigan State (4)					
-	-	-	TD	1	Thompkins 61-yard punt return (Davis, T. kick)	7	92	3:00	TD	1	Hamilton 31-yard pass from McSorley (Davis, T. kick)
10	75	4:49	TD	1	Gesicki 13-yard pass from McSorley (Davis, T. kick)	9	75	2:46	TD	1	Blacknall 27-yard pass from McSorley (Davis, T. kick)
3	87	0:51	TD	2	McSorley 4-yard run (Davis, T. kick)	12	71	5:08	FG	3	Davis, T. 26-yard field goal
5	62	2:30	TD	2	Barkley 3-yard run (Davis, T. kick)	1	70	0:05	TD	3	Thompkins 70-yard pass from McSorley (Davis, T. kick)
5	45	1:51	TD	2	Barkley 30-yard run (Davis, T. kick)	RUTGERS (5)					
8	62	4:03	FG	3	Davis, T. 47-yard field goal	4	65	1:44	TD	2	McSorley 20-yard run (Davis, T. kick)
3	58	1:23	TD	3	Gesicki 2-yard pass from McSorley (Davis, T. kick)	7	74	3:26	TD	2	Hamilton 22-yard pass from McSorley (Davis, T. kick)
5	66	1:56	TD	4	Stevens 5-yard run (Davis, T. kick)	9	55	4:50	TD	3	Barkley 1-yard run (Davis, T. kick)
PITTSBURGH (6)						4	46	2:11	TD	3	Barkley 4-yard run (Davis, T. kick)
1	8	0:08	TD	1	Gesicki 13-yard pass from McSorley (Davis, T. kick)	9	62	5:00	TD	4	Gesicki 16-yard pass from McSorley (Davis, T. kick)
6	62	2:43	TD	1	Gesicki 10-yard pass from McSorley (Davis, T. kick)						
1	46	0:09	TD	3	Barkley 46-yard pass from McSorley (Davis, T. kick)						
6	78	2:32	TD	4	Barkley 8-yard run (Davis, T. kick)						
--	--	--	Safety	4	Allen, Marcus						
7	34	2:11	FG	4	Davis, T. 24-yard field goal						
GEORGIA STATE (8)											
8	63	3:12	TD	1	Stevens 10-yard pass from McSorley (Davis, T. kick)						
3	83	0:58	TD	1	Barkley 85-yard pass from McSorley (Davis, T. kick)						
3	86	1:09	TD	2	Hamilton 27-yard pass from McSorley (Davis, T. kick)						
1	29	0:09	TD	2	Sanders 29-yard run (Davis, T. kick)						
4	25	2:02	TD	2	McSorley 8-yard run (Davis, T. kick)						
6	55	2:45	TD	3	Polk 15-yard pass from McSorley (Davis, T. kick)						
4	42	1:45	TD	3	Blacknall 35-yard pass from McSorley (Davis, T. kick)						
4	69	1:47	TD	4	Robinson 41-yard run (Davis, T. kick)						
at Iowa (5)											
11	66	5:06	FG	1	Davis, T. 19-yd field goal						
--	--	--	Safety	2	Miller, Shareef						
7	55	2:25	FG	2	Davis, T. 21-yard field goal						
8	75	3:07	TD	3	Barkley 8-yard run (Davis, T. kick)						
12	80	1:42	TD	4	Johnson, Ju. 7-yard pass from McSorley (TEAM rush failed)						
INDIANA (7)											
-	-	-	TD	1	Barkley 98-yard kickoff return (Davis, T. kick)						
6	39	2:45	TD	1	McSorley 1-yard run (Davis, T. kick)						
-	-	-	TD	1	Scott 13-yard fumble recovery (Davis, T. kick)						
9	73	4:28	TD	1	Hamilton 8-yard pass from McSorley (Davis, T. kick)						
8	40	3:24	FG	3	Davis, T. 45-yard field goal						
4	52	1:36	TD	3	Hamilton 24-yard pass from McSorley (Davis, T. kick)						
5	73	2:20	TD	4	Hamilton 16-yard pass from Barkley (Davis, T. kick)						
at Northwestern (5)											
8	49	3:35	TD	1	Davis, T. 21-yard field goal						
5	52	2:11	TD	2	Stevens 10-yard pass from McSorley (Davis, T. kick)						
10	66	4:21	TD	3	Barkley 1-yard run (Davis, T. kick)						
4	71	1:06	TD	3	Barkley 53-yard run (Davis, T. kick)						
11	54	3:53	TD	4	McSorley 5-yard run (Davis, T. kick)						
MICHIGAN (6)											
2	75	0:43	TD	1	Barkley 69-yard run (Davis, T. kick)						
4	78	2:05	TD	1	Barkley 15-yard run (Davis, T. kick)						
7	75	0:52	TD	2	McSorley 3-yard run (Davis, T. kick)						
9	80	5:24	TD	3	McSorley 13-yard run (Davis, T. kick)						
2	46	0:32	TD	4	Barkley 42-yard pass from McSorley (Davis, T. kick)						
4	48	1:57	TD	4	McSorley 9-yard run (Davis, T. kick)						
at Ohio State (6)											
-	-	-	TD	1	Barkley 97-yard kickoff return (Davis, T. kick)						
5	23	1:56	TD	1	Hamilton 13-yard pass from McSorley (Davis, T. kick)						
7	81	3:20	TD	2	Barkley 36-yard run (Davis, T. kick)						
2	23	1:08	TD	2	McSorley 6-yard run (Davis, T. kick)						
10	70	4:09	TD	3	Thompkins 37-yard pass from McSorley (Davis, T. kick)						
10	64	5:18	FG	4	Davis, T. 24-yard field goal						



PENN STATE GAME-BY-GAME

	AKRON	PITT	GSU	at Iowa	IND	at NW	MICH	at OSU	at MSU	RUT	NEB	at UMD
First Downs	24	14	19	29	20	23	25	17	22	18		
Rushing	7	6	8	15	4	6	10	5	4	6		
Passing	14	7	11	14	15	14	12	9	17	11		
Penalty	3	1	--	--	1	3	3	3	1	1		
Net Yards Rushing	247	148	166	295	39	95	224	91	65	90		
Rushing Attempts	34	24	24	51	37	38	35	35	21	31		
Average Per Rush	7.3	6.2	6.9	5.8	1.1	2.5	6.4	2.6	3.1	2.9		
Rushing Touchdowns	4	1	3	1	1	3	5	2	--	3		
Yards Gained	266	173	184	314	86	156	253	140	84	123		
Yards Lost	19	25	18	19	47	61	29	49	19	33		
Net Yards Passing	322	164	360	284	331	286	282	192	401	214		
Completions	21	15	21	31	24	29	17	17	27	16		
Attempts	31	28	29	48	37	41	26	29	48	21		
Interceptions	1	1	--	1	1	--	1	--	3	--		
Yards Per Attempt	10.4	5.9	12.4	5.9	8.9	7.0	10.8	6.6	8.4	10.2		
Yards Per Completion	15.3	10.9	17.1	9.2	13.8	9.9	16.6	11.3	14.9	13.4		
Passing Touchdowns	2	3	5	1	3	1	1	2	3	2		
Total Offensive Yards	569	312	526	579	370	381	506	283	466	304		
Plays	65	52	53	99	74	79	61	64	69	52		
Yards Per Play	8.8	6.0	9.9	5.8	5.0	4.8	8.3	4.4	6.8	5.8		
Fumbles-Lost	--	1-0	2-0	2-1	--	--	--	--	--	--		
Penalties-Yards	5-45	1-15	5-45	8-90	2-7	3-30	1-10	9-73	7-86	4-20		
Punts-Yards	2-100	6-259	4-181	4-159	6-279	5-215	2-99	6-213	4-156	5-203		
Yards Per Punt	50.0	43.2	45.2	39.8	46.5	43.0	49.5	35.5	39.0	40.6		
Net Yards Per Punt	40.0	43.2	45.0	38.8	45.8	39.0	50.5	29.0	38.5	34.2		
Inside 20	--	4	3	3	4	3	--	1	2	3		
50+ Yard Kicks	1	--	1	1	3	1	1	1	1	1		
Touchbacks	1	--	--	--	--	1	--	--	--	1		
Fair Catch	--	2	1	2	2	2	--	1	2	2		
Kickoffs-Yards	9-561	3-348	9-581	4-256	8-514	6-381	7-437	7-434	5-315	6-345		
Yards Per Kickoff	62.3	64.0	64.6	64.0	64.2	63.5	62.0	62.0	63.0	57.5		
Net Yards Per Kickoff	42.7	46.0	44.1	41.0	41.5	41.8	39.1	38.9	38.0	43.8		
Touchbacks	4	3	6	1	6	3	2	1	1	--		
Punt Returns	5	3	4	1	--	3	2	--	--	2		
Yards	130	31	54	4	--	33	20	--	--	10		
Touchdowns	1	--	--	--	--	--	--	--	--	--		
Yards Per Return	26.0	10.3	13.5	4.0	--	11.0	10.0	--	--	5.0		
Kickoff Returns	1	2	1	4	1	--	1	7	2	1		
Yards	20	50	37	73	98	--	15	185	15	30		
Touchdowns	--	--	--	--	1	--	--	1	--	--		
Yards Per Return	20.0	25.0	37.0	18.2	98.0	--	15.0	26.4	7.5	30.0		
Interceptions	1	2	3	--	1	2	--	--	1	--		
Yards	--	43	54	--	17	--	--	--	--	--		
Touchdowns	--	--	--	--	--	--	--	--	--	--		
Fumble Recoveries	--	1	2	1	2	1	1	2	--	1		
Returns-Yards	--	--	--	--	2-17	--	--	1-26	--	--		
Touchdowns	--	--	--	--	1	--	--	--	--	--		
Miscellaneous Yards	--	--	--	(-7)	(-1)	--	--	--	--	--		
Possession Times	29:30	21:40	21:13	39:39	33:29	34:04	27:04	30:53	25:51	27:31		
1st Quarter	7:59	3:31	6:49	11:40	9:38	8:34	7:21	6:43	7:41	4:35		
2nd Quarter	7:03	4:38	5:33	7:50	8:23	5:41	7:08	8:40	5:54	6:42		
3rd Quarter	8:54	6:50	5:28	9:09	9:05	9:11	6:47	6:54	6:40	8:51		
4th Quarter	5:34	6:41	3:23	11:00	6:23	10:38	5:48	8:36	5:36	7:23		
3rd-Down Conversions	3-9	4-12	4-9	6-18	6-18	8-16	4-7	7-15	4-12	4-9		
4th-Down Conversions	1-2	--	--	3-4	1-1	0-1	0-1	0-1	1-2	--		
Red Zone Scoring	5-6	4-4	3-3	4-5	3-4	4-5	4-5	3-3	1-1	4-4		
Touchdowns	5	3	3	2	3	3	4	2	--	4		
Field Goals	--	1	--	2	--	1	--	1	1	--		
Sacks By-Yards	3-13	5-37	3-17	1-4	1-10	4-20	7-49	2-11	2-10	1-4		
PAT Kicks	7-7	4-4	8-8	1-1	6-6	4-4	6-6	5-5	3-3	5-5		
Field Goals	1-2	1-1	0-1	2-4	1-3	1-2	--	1-1	1-1	--		
Total Points	52	33	56	21	45	31	42	38	24	35		
Touchdowns Rushing	4	1	3	1	1	2	5	2	--	3		
Touchdowns Passing	2	3	5	1	3	1	1	2	3	2		
Touchdown Returns	1	--	--	--	1	--	--	1	--	--		
Other Touchdowns	--	--	--	--	1	--	--	--	--	--		
Safeties	--	1	--	1	--	--	--	--	--	--		
Kick PAT-Attempts	7-7	4-4	8-8	1-1	6-6	4-4	6-6	5-5	3-3	5-5		
2pt PAT-Attempts	--	--	--	0-1	--	--	--	--	--	--		
Field Goals-Attempts	1-2	1-1	0-1	2-4	1-3	1-2	--	1-1	1-1	--		
Points Off Turnovers	7	7	35	7	21	3	7	7	--	--		



OPPONENT GAME-BY-GAME

	AKRON	PITT	GSU	at Iowa	IND	at NW	MICH	at OSU	at MSU	RUT	NEB	at UMD
First Downs	12	24	21	11	19	15	16	27	25	10		
Rushing	4	12	10	3	10	6	8	10	4	8		
Passing	7	11	9	6	8	9	8	14	17	2		
Penalty	1	1	2	2	1	--	--	3	4	--		
Net Yards Rushing	73	155	150	82	177	67	103	201	74	157		
Rushing Attempts	34	45	49	23	47	30	42	39	24	39		
Average Per Rush	2.1	3.4	3.1	3.6	3.8	2.2	2.5	5.2	3.1	4.0		
Rushing Touchdowns	--	1	--	1	1	1	2	1	1	--		
Yards Gained	107	199	195	98	191	111	152	217	84	166		
Yards Lost	34	44	45	16	14	44	49	16	10	9		
Net Yards Passing	86	187	170	191	175	198	166	328	400	43		
Completions	14	24	18	12	15	23	16	33	33	7		
Attempts	29	41	32	22	32	43	28	39	56	20		
Interceptions	1	2	3	--	1	2	--	--	1	--		
Yards Per Attempt	3.0	4.6	5.3	8.7	5.5	4.6	5.9	8.4	7.1	2.2		
Yards Per Completion	6.1	7.8	9.4	14.7	11.7	8.6	10.4	9.9	12.1	6.1		
Passing Touchdowns	--	--	--	2	1	--	--	4	2	--		
Total Offensive Yards	159	342	320	273	352	265	269	529	474	200		
Plays	63	86	81	45	79	73	70	78	80	59		
Yards Per Play	2.5	4.0	4.0	6.1	4.5	3.6	3.8	6.8	5.9	3.4		
Fumbles-Lost	1-0	1-1	3-2	1-1	3-3	1-1	2-1	2-2	--	1-1		
Penalties-Yards	9-84	6-55	3-25	3-25	2-20	8-74	6-59	10-79	8-87	4-41		
Punts-Yards	11-435	5-222	7-258	7-288	8-305	8-296	6-233	3-130	6-232	6-249		
Yards Per Punt	39.5	44.4	36.9	41.1	38.1	37.0	38.8	43.3	38.7	41.5		
Net Yards Per Punt	27.7	38.2	29.1	40.6	35.6	32.9	35.5	43.3	35.3	39.8		
Inside 20	2	1	3	2	--	--	1	1	2	--		
50+ Yard Kicks	--	1	--	2	1	2	--	1	--	1		
Touchbacks	--	--	--	--	1	--	--	--	1	--		
Fair Catch	2	2	1	2	2	2	2	1	2	2		
Kickoffs-Yards	1-65	5-322	1-65	5-238	3-162	1-65	3-195	8-360	5-312	2-117		
Yards Per Kickoff	65.0	64.4	65.0	65.6	54.0	65.0	65.0	45.0	62.4	58.5		
Net Yards Per Kickoff	45.0	39.4	28.0	46.0	13.0	40.0	43.3	21.9	44.4	43.5		
Touchbacks	4	3	--	1	1	1	2	--	3	--		
Punt Returns	--	3	1	1	2	--	1	4	1	1		
Yards	--	0	1	4	4	--	(-2)	39	2	12		
Touchdowns	--	--	--	--	--	--	--	--	--	--		
Yards Per Return	--	0.0	1.0	4.0	2.0	--	(-2.0)	9.8	2.0	12.0		
Kickoff Returns	4	2	2	3	2	3	5	6	4	4		
Yards	77	33	34	67	32	55	113	137	100	82		
Touchdowns	--	--	--	--	--	--	--	--	--	--		
Yards Per Return	19.2	16.5	17.0	22.3	16.0	18.3	22.6	22.8	25.0	20.5		
Interceptions	1	1	--	1	1	--	1	--	3	--		
Yards	--	2	--	33	--	--	25	--	28	--		
Touchdowns	--	--	--	--	--	--	--	--	--	--		
Fumble Recoveries	--	--	--	1	--	--	--	--	--	--		
Returns-Yards	--	--	--	--	--	--	--	--	--	--		
Touchdowns	--	--	--	--	--	--	--	--	--	--		
Miscellaneous Yards	--	--	--	(-2)	--	--	--	--	--	--		
Possession Times	30:30	38:20	38:47	20:21	26:31	25:56	32:56	29:07	34:09	32:29		
1st Quarter	7:01	11:29	8:11	3:20	5:22	6:26	7:39	8:17	7:19	10:25		
2nd Quarter	7:57	10:22	9:27	7:10	6:37	9:19	7:52	6:20	9:06	8:18		
3rd Quarter	6:06	8:10	9:32	5:51	5:55	5:49	8:13	8:06	8:20	6:09		
4th Quarter	9:26	8:19	11:37	4:00	8:37	4:22	9:12	6:24	9:24	7:37		
3rd-Down Conversions	4-17	5-17	11-21	3-11	7-18	5-19	6-16	5-12	10-18	3-15		
4th-Down Conversions	--	3-4	--	--	1-2	2-4	2-4	0-1	0-1	2-4		
Red Zone Scoring	--	3-4	0-1	0-1	2-2	1-2	2-2	6-6	4-4	2-3		
Touchdowns	--	1	--	--	2	1	2	4	2	--		
Field Goals	--	2	--	--	--	--	--	2	2	2		
Sacks By-Yards	--	1-7	1-10	4-12	5-34	5-36	2-11	2-9	3-13	2-16		
PAT Kicks	--	--	--	1-1	2-2	1-1	1-2	3-3	3-3	--		
Field Goals	--	2-2	0-1	0-1	--	--	--	2-2	2-2	2-2		
Total Points	0	14	0	19	14	7	13	39	27	6		
Touchdowns Rushing	--	1	--	1	1	1	2	1	1	--		
Touchdowns Passing	--	--	--	2	1	--	--	4	2	--		
Touchdown Returns	--	--	--	--	--	--	--	--	--	--		
Other Touchdowns	--	--	--	--	--	--	--	--	--	--		
Safeties	--	--	--	--	--	--	--	--	--	--		
Kick PAT-Attempts	--	--	--	1-1	2-2	1-1	1-2	3-3	3-3	--		
2pt PAT-Attempts	--	1-1	--	0-2	--	--	--	0-2	--	--		
Field Goals-Attempts	--	2-2	0-1	0-1	--	--	--	2-2	2-2	2-2		
Points Off Turnovers	--	--	--	7	7	--	6	--	--	--		



INDIVIDUAL GAME-BY-GAME

RUSHING

(ATT-YDS-TD)	AKRON	PITT	GSU	at Iowa	IND	at NW	MICH	at OSU	at MSU	RUT	NEB	at UMD
Allen, Mark	DNP	DNP	2-9-0	--	DNP	2-4-0	1-5-0	DNP	DNP	DNP		
Barkley, Saquon	14-174-2	14-88-1	10-47-0	28-211-1	20-56-0	16-75-2	15-108-2	21-44-1	14-63-0	14-35-2		
Eury, Nick	DNP	DNP	1-4-0	DNP	DNP	DNP	DNP	DNP	DNP	DNP		
Hamilton, DaeSean	--	--	--	--	1-2-0	--	--	--	--	--		
McSorley, Trace	12-57-1	8-65-0	3-24-1	17-61-0	16-(-19)-1	16-(-1)-1	11-76-3	13-49-1	7-2-0	13-44-1		
Robinson, Andre	2-(-3)-0	--	2-39-1	4-19-0	--	1-0-0	--	--	DNP	--		
Sanders, Miles	1-16-0	1-(-3)-0	3-44-1	1-6-0	--	--	6-25-0	DNP	--	2-18-0		
Stevens, Tommy	4-16-1	--	2-2-0	DNP	DNP	3-17-0	1-11-0	DNP	DNP	--		
TEAM	1-(-2)-0	1-(-2)-0	1-(-3)-0	1-(-2)-0	--	--	1-(-1)-0	1-(-2)-0	--	2-(-7)-0		

RECEIVING

(REC-YDS-TD)	AKRON	PITT	GSU	at Iowa	IND	at NW	MICH	at OSU	at MSU	RUT	NEB	at UMD
Barkley, Saquon	3-54-0	4-45-1	4-142-1	12-94-0	4-51-0	2-9-0	3-53-1	4-23-0	3-33-0	1-20-0		
Blacknall, Saeed	--	--	3-64-1	1-6-0	1-18-0	4-74-0	1-4-0	1-21-0	1-27-1	2-14-0		
Charles, Irvin	--	--	--	--	--	--	--	--	1-4-0	--		
Gesicki, Mike	6-58-2	4-39-2	2-26-0	5-25-0	3-19-0	2-9-0	2-52-0	6-57-0	8-89-0	4-45-1		
Hamilton, DaeSean	3-74-0	3-45-0	3-44-1	2-46-0	9-122-3	2-35-0	6-115-0	1-13-1	7-112-1	3-40-1		
Holland, Jonathan	--	--	1-8-0	1-1-0	--	--	--	--	1-7-0	--		
Johnson, Juwan	4-84-0	1-4-0	2-17-0	7-92-1	4-63-0	6-43-0	3-30-0	3-29-0	2-27-0	5-78-0		
Pancoast, Tom	1-12-0	--	--	--	1-5-0	--	--	--	--	--		
Polk, Brandon	1-4-0	1-18-0	1-15-1	--	--	3-40-0	1-23-0	--	--	1-17-0		
Robinson, Andre	--	--	--	--	--	--	1-5-0	--	DNP	--		
Sanders, Miles	--	--	--	1-6-0	--	2-11-0	--	DNP	--	--		
Stevens, Tommy	1-7-0	1-1-0	2-19-1	DNP	DNP	2-8-1	--	DNP	DNP	--		
Thompkins, DeAndre	2-29-0	1-12-0	3-25-0	2-14-0	2-53-0	6-57-0	--	2-49-1	4-102-1	--		

PASSING

Trace McSorley

	C-A-I	Pct.	Yards	TD	Long	Sack-Yards	Efficiency
AKRON	18-25-1	72.0	280	2	43	--	184.5
PITTSBURGH	15-28-1	53.6	164	3	46	1-7	131.0
GEORGIA STATE	18-23-0	78.3	309	4	85	--	248.5
at Iowa	31-48-1	64.6	284	1	23	4-12	117.0
INDIANA	23-36-1	63.8	315	2	36	5-34	150.2
at Northwestern	25-34-0	73.5	245	1	38	4-29	143.8
MICHIGAN	17-26-1	65.4	282	1	42	2-11	161.5
at Ohio State	17-29-0	58.6	192	2	37	2-9	137.0
at Michigan State	26-47-3	55.3	381	3	70	3-13	131.7
RUTGERS	16-21-0	76.2	214	2	25	2-16	193.2
NEBRASKA							
at Maryland							

NOTE: Saquon Barkley is 2-of-2 passing for 36 yards and a touchdown on the season.

Tommy Stevens

	C-A-I	Pct.	Yards	TD	Long	Sack-Yards	Efficiency
AKRON	3-6-0	50.0	42	--	26	--	108.80
PITTSBURGH	--	--	--	--	--	--	--
GEORGIA STATE	2-4-0	50.0	43	1	35	1-10	222.8
at Iowa						DNP	
INDIANA						DNP	
at Northwestern	4-7-0	57.1	41	--	16	1-7	106.3
MICHIGAN	--	--	--	--	--	--	--
at Ohio State						DNP	
at Michigan State						DNP	
RUTGERS	--	--	--	--	--	--	--
NEBRASKA							
at Maryland							

NOTE: Billy Fessler was 1-of-2 passing for 8 yards vs. Georgia State (9/16)

KICKING & PUNTING

KICKOFFS

Season	KO	Total Yards	TB	OB	Kick Avg.	Returns	Rtn. Yds.	Yds./Rtn.
Davis, Tyler	62	3,904	27	3	63.0	--	--	--
Barbir, Alex	5	304	--	2	60.8	--	--	--
						35	730	20.9

Season	KO	Total Yards	TB	OB	Kick Avg.	Returns	Rtn. Yds.	Yds./Rtn.
AKRON	9	561	4	1	62.3	4	77	19.2
PITTSBURGH	6	384	3	1	64.0	2	33	16.5
GEORGIA STATE	9	581	6	1	64.6	2	34	17.0
at Iowa	4	256	1	--	64.0	3	67	22.3
INDIANA	8	514	6	--	64.2	2	32	16.0
at Northwestern	6	381	3	--	63.5	3	55	18.3
MICHIGAN	7	437	2	--	62.4	5	113	22.6
at Ohio State	7	464	1	--	62.0	6	137	22.8
at Michigan State	5	315	1	--	63.0	4	100	25.0
RUTGERS	6	345	--	2	57.5	4	82	20.5
NEBRASKA								
at Maryland								

PUNTING

Season	No.	Total Yds	Avg.	Long	I20	50+	TB	FC	Blk
Gillikin, Blake	42	1,819	43.3	57	22	11	3	14	1
Pasquariello, Daniel	1	45	45.0	45	1	--	--	--	--

Game	No.	Total Yds	Avg.	Long	I20	50+	TB	FC	Blk
AKRON	2	100	50.0	56	--	1	1	--	--
PITTSBURGH	6	259	43.2	49	4	--	--	2	--
GEORGIA STATE	4	181	45.2	52	3	1	--	1	--
at Iowa	4	159	39.8	52	3	1	--	2	--
INDIANA	6	279	46.5	57	4	3	--	2	--
at Northwestern	5	215	43.0	50	3	1	1	2	--
MICHIGAN	2	99	49.5	56	--	1	--	--	--
at Ohio State	5	213	42.6	57	1	1	--	1	1
at Michigan State	4	156	39.0	52	2	1	--	1	--
RUTGERS	5	203	40.6	53	3	1	1	2	--
NEBRASKA									
at Maryland									



INDIVIDUAL GAME-BY-GAME

TACKLES

(UT-AT)	UT-AT	TT	AKRON	PITT	GSU	at Iowa	IND	at NW	MICH	at OSU	at MSU	RUT	NEB	at UMD
Cabinda, Jason	26-48	74	0-3	4-4	3-1	3-3	6-8	3-2	2-10	3-4	0-4	2-9		
Allen, Marcus	36-23	59	0-3	10-3	2-1	4-1	2-4	2-3	2-4	9-1	2-3	3-0		
Bowen, Manny	22-29	51	1-4	3-1	4-2	2-0	1-7	2-2	2-4	7-2	0-7	DNP		
Apke, Troy	32-14	46	1-2	3-2	2-1	3-1	2-2	5-0	3-1	6-2	5-3	2-0		
Farmer, Koa	17-27	44	0-2	4-4	1-0	0-2	0-4	4-0	1-6	3-4	4-4	0-1		
Smith, Brandon	12-25	37	0-4	0-1	3-1	2-0	0-7	1-4	0-1	1-0	1-1	4-6		
Campbell, Christian	20-13	33	0-2	3-1	2-0	3-0	2-2	3-1	3-1	3-3	1-3	---		
Haley, Grant	20-10	30	1-0	3-1	1-1	1-0	2-2	2-1	3-1	4-1	3-2	0-1		
Miller, Shareef	17-12	29	0-1	2-1	3-0	5-0	1-3	2-2	0-2	3-2	1-0	0-1		
Scott, Nick	13-15	28	0-2	4-4	2-1	--	1-1	2-0	0-3	2-1	0-1	2-2		
Brown, Cam	11-12	23	2-2	1-1	DNP	1-1	1-3	1-0	2-1	1-1	2-1	0-2		
Cothren, Parker	8-15	23	0-1	0-2	0-2	1-0	2-2	0-3	1-3	1-0	1-2	2-0		
Wade, Lamont	11-10	21	0-1	2-0	4-1	--	1-1	DNP	2-2	0-1	1-1	1-3		
Oruwariye, Amani	14-7	21	1-2	3-0	DNP	DNP	1-1	1-0	3-1	4-1	1-1	0-1		
Toney, Shaka	7-11	18	1-1	0-1	2-2	--	0-1	2-0	1-2	1-1	0-3	--		
Buchholz, Ryan	6-11	17	2-2	2-0	1-1	--	0-2	0-3	1-3	--	INJ	INJ		
Cothran, Curtis	6-10	16	0-3	0-2	--	3-0	--	1-1	1-1	1-1	--	0-2		
Windsor, Robert	5-11	16	1-3	1-1	2-0	1-0	0-2	0-1	0-1	0-1	--	0-2		
Gross-Matos, Yetur	4-11	15	1-1	1-0	0-1	--	1-2	--	0-2	--	1-2	0-3		
Chavis, Tyrell	4-11	15	2-3	--	0-1	--	--	--	0-1	1-2	1-2	0-2		
Monroe, Ayron	6-8	14	DNP	--	1-1	--	0-1	2-0	DNP	1-0	1-0	1-6		
Givens, Kevin	5-9	14	0-1	0-1	1-0	--	1-0	--	1-3	--	1-3	1-1		
Simmons, Shane	6-7	13	0-1	--	1-0	--	--	2-2	--	1-0	1-2	1-2		
Johnson, Jan	4-5	9	2-0	DNP	1-0	DNP	DNP	1-1	DNP	DNP	DNP	0-4		
Cooper, Jake	3-6	9	1-1	DNP	1-0	DNP	0-3	1-0	DNP	DNP	DNP	0-2		
Brown, Torrence	0-8	8	0-3	0-3	0-2	INJ	INJ	INJ	INJ	INJ	INJ	INJ		
Miller, Jarvis	5-3	8	3-2	--	2-0	--	--	0-1	DNP	DNP	DNP	--		
Jordan, Ellison	1-6	7	0-1	DNP	1-2	DNP	0-2	--	DNP	DNP	DNP	0-1		
Charles, Irvin	5-2	7	--	1-0	--	--	1-1	--	1-1	1-0	1-0	--		
McPhearson, Josh	3-4	7	1-1	--	--	1-0	0-1	0-1	DNP	1-0	--	0-1		
Joseph, Daniel	3-4	7	--	DNP	2-1	DNP	0-3	1-0	DNP	DNP	DNP	--		
Taylor, Garrett	4-2	6	0-1	2-0	--	1-0	0-1	--	--	1-0	--	--		
Shelton, Antonio	1-5	6	--	--	0-2	DNP	1-2	--	DNP	DNP	DNP	0-1		
McPhearson, Zech	4-0	4	1-0	DNP	2-0	DNP	--	1-0	--	--	--	--		
Davis, Tyler	3-1	4	1-0	--	--	--	--	--	1-0	--	--	1-1		
Thomas, Jonathan	1-2	3	DNP	DNP	0-1	1-0	DNP	--	DNP	DNP	--	0-1		
Blacknall, Saeed	2-1	3	--	0-1	--	--	--	--	--	1-0	1-0	--		
Petrishen, John	2-1	3	0-1	DNP	2-0	--	DNP	DNP	DNP	DNP	DNP	DNP		
Iyke, Immanuel	1-1	2	0-1	DNP	1-0	--	DNP	DNP	DNP	DNP	DNP	DNP		
Castro-Fields, Tariq	1-1	2	--	0-1	--	--	--	--	DNP	1-0	--	--		
Vranic, Jason	1-0	1	--	DNP	1-0	DNP	DNP	DNP	DNP	DNP	DNP	DNP		
Hamilton, DaeSean	1-0	1	--	--	--	--	--	--	--	--	1-0	--		
Castagna, Colin	0-1	1	--	0-1	--	--	--	--	--	--	--	--		
McSorley, Trace	1-0	1	--	--	--	--	--	--	1-0	--	--	--		
Gesicki, Mike	1-0	1	--	1-0	--	--	--	--	--	--	--	--		
Di Leo, Frank	0-1	1	DNP	DNP	0-1	DNP	DNP	DNP	DNP	DNP	DNP	DNP		
Davis, Desi	1-0	1	DNP	DNP	1-0	DNP	DNP	DNP	DNP	DNP	DNP	DNP		
Barkley, Saquon	1-0	1	--	--	--	1-0	--	--	--	--	--	--		
Monk, Ryan	0-1	1	0-1	DNP	--	DNP	DNP	DNP	DNP	DNP	DNP	DNP		



INDIVIDUAL GAME-BY-GAME

TFL & SACKS

TFL (Sacks)	AKRON	PITT	GSU	at Iowa	IND	at NW	MICH	at OSU	at MSU	RUT	NEB	at UMD
Allen, Marcus	0.5 (-)	1.0 (-)	--	2.0 (1.0)	0.5 (-)	--	--	--	--	--	--	--
Apke, Troy	--	--	--	--	--	--	1.0 (-)	1.0 (-)	--	--	--	--
Bowen, Manny	0.5 (-)	--	0.5 (0.5)	1.0 (-)	--	1.0 (-)	1.0 (1.0)	--	0.5 (-)	DNP	--	--
Brown, Cam	1.0 (-)	--	DNP	--	--	--	--	--	--	--	--	--
Brown, Torrence	--	0.5 (-)	--	INJ	INJ	INJ	INJ	INJ	INJ	INJ	--	--
Buchholz, Ryan	1.5 (1.0)	--	--	--	--	0.5 (0.5)	0.5 (0.5)	--	INJ	INJ	--	--
Cabinda, Jason	--	--	--	1.5 (-)	1.5 (1.0)	--	0.5 (0.5)	0.5 (-)	--	1.0 (-)	--	--
Campbell, Christian	0.5 (-)	--	--	--	--	--	1.0 (1.0)	--	0.5 (-)	--	--	--
Cothran, Curtis	1.0 (0.5)	--	--	--	--	1.0 (1.0)	1.0 (1.0)	1.0 (1.0)	--	--	--	--
Cothren, Parker	0.5 (-)	--	--	--	--	--	1.0 (1.0)	--	--	--	--	--
Chavis, Tyrell	3.0 (0.5)	--	--	--	--	--	--	--	1.5 (0.5)	--	--	--
Farmer, Koa	0.5 (-)	1.5 (1.0)	--	0.5 (-)	--	1.0 (-)	--	2.0 (-)	--	--	--	--
Givens, Kevin	--	0.5 (-)	--	--	--	--	1.0 (1.0)	--	--	--	--	--
Gross-Matos, Yetur	--	--	0.5 (-)	--	--	--	--	--	0.5 (0.5)	--	--	--
Haley, Grant	--	1.0 (1.0)	--	--	--	--	--	--	--	--	--	--
Iyke, Immanuel	DNP	DNP	1.0 (-)	DNP	DNP	DNP	DNP	DNP	DNP	DNP	--	--
Joseph, Daniel	--	DNP	2.0 (1.0)	DNP	1.0 (-)	--	DNP	DNP	DNP	--	--	--
Miller, Shareef	0.5 (-)	2.5 (2.0)	1.0 (-)	2.0 (-)	--	0.5 (0.5)	--	1.5 (1.0)	--	--	--	--
Monroe, Ayrton	DNP	--	1.0 (-)	--	--	--	DNP	--	--	0.5 (0.5)	--	--
Petrishen, John	--	DNP	1.0 (-)	DNP	DNP	DNP	DNP	DNP	DNP	DNP	--	--
Scott, Nick	--	0.5 (-)	--	--	--	--	--	--	--	1.0 (-)	--	--
Shelton, Antonio	--	--	1.0 (0.5)	DNP	--	--	DNP	DNP	DNP	0.5 (0.5)	--	--
Simmons, Shane	0.5 (-)	--	--	--	--	1.0 (-)	--	--	1.0 (1.0)	1.0 (-)	--	--
Smith, Brandon	1.0 (-)	--	1.0 (-)	--	--	--	--	--	--	--	--	--
Toney, Shaka	--	0.5 (-)	2.0 (1.0)	--	--	2.0 (2.0)	1.0 (1.0)	--	--	--	--	--
Windsor, Robert	0.5 (-)	1.0 (1.0)	--	--	--	--	--	--	--	--	--	--
Team Total	14.0 (3.0)	9.0 (5.0)	11.0 (3.0)	7.0 (1.0)	3.0 (1.0)	7.0 (4.0)	8.0 (7.0)	6.0 (2.0)	4.0 (2.0)	4.0 (1.0)	--	--

TACKLE BREAKDOWN

RUSHING TACKLES

Cabinda, Jason	58
Allen, Marcus	33
Bowen, Manny	33
Farmer, Koa	30
Smith, Brandon	28
Miller, Shareef	21
Apke, Troy	20
Cothren, Parker	20
Windsor, Robert	15
Scott, Nick	14
Givens, Kevin	13
Gross-Matos, Yetur	13
Toney, Shaka	13
Buchholz, Ryan	12
Chavis, Tyrell	12
Cothran, Curtis	11
Simmons, Shane	11
Brown, Cam	10
Cooper, Jake	9
Haley, Grant	9
Brown, Torrence	8
Campbell, Christian	7
Johnson, Jan	7
Jordan, Ellison	7
Oruwariye, Amani	7
Joseph, Daniel	6
Wade, Lamont	6
Miller, Jarvis	5
Monroe, Ayrton	5
Shelton, Antonio	4
Petrishen, John	2
Iyke, Immanuel	2
Castro-Fields, Tariq	1
Davis, Desi	1
Monk, Ryan	1
McPhearson, Zech	1
TOTALS	455

PASSING TACKLES

Apke, Troy	26
Campbell, Christian	24
Allen, Marcus	23
Haley, Grant	18
Bowen, Manny	14
Oruwariye, Amani	14
Cabinda, Jason	13
Farmer, Koa	13
Brown, Cam	9
Wade, Lamont	7
Scott, Nick	6
Miller, Shareef	4
Smith, Brandon	4
McPhearson, Zech	3
Monroe, Ayrton	3
Cothren, Parker	2
Johnson, Jan	2
Miller, Jarvis	2
Buchholz, Ryan	1
Castagna, Colin	1
Castro-Fields, Tariq	1
Chavis, Tyrell	1
Gross-Matos, Yetur	1
Petrishen, John	1
Simmons, Shane	1
Taylor, Garrett	1
Vranic, Jason	1
TOTALS	196

SPECIAL TEAMS TACKLES

	Total	KO	Punt
Scott, Nick	8	7	1
McPhearson, Josh	7	7	--
Wade, Lamont	7	7	--
Charles, Irvin	6	2	4
Monroe, Ayrton	5	5	--
Smith, Brandon	5	3	2
Taylor, Garrett	5	--	5
Davis, Tyler	4	4	--
Brown, Cam	4	2	2
Thomas, Johnathan	3	3	--
Blacknall, Saeed	2	2	--
Haley, Grant	2	2	--
Bowen, Manny	1	1	--
Cothran, Curtis	1	1	--
Di Leo, Frank	1	1	--
TOTALS	61	46	15



INDIVIDUAL GAME-BY-GAME

ALL-PURPOSE YARDS

	TOTAL	AKRON	PITT	GSU	at Iowa	IND	at NW	MICH	at OSU	at MSU	RUT	NEB	at UMD
Barkley, Saquon	1,846	246	183	226	358	205	84	176	172	111	85		
Hamilton, DaeSean	648	74	45	44	46	124	35	115	13	112	40		
Thompkins, DeAndre	610	156	43	69	18	53	90	20	49	102	10		
Johnson, Juwan	468	84	4	17	92	63	43	30	30	27	78		
Gesicki, Mike	419	58	39	26	25	19	9	52	57	89	45		
McSorley, Trace	349	48	65	24	61	(-19)	(-1)	76	49	2	44		
Blacknall, Saeed	228	--	--	64	6	18	74	4	21	27	14		
Sanders, Miles	143	16	(-3)	44	32	--	11	25	DNP	--	18		
Polk, Brandon	117	4	18	15	--	--	40	23	--	--	17		
Stevens, Tommy	81	23	1	21	DNP	DNP	25	11	DNP	DNP	--		
Farmer, Koa	70	--	--	--	--	--	--	--	70	--	--		
Robinson, Andre	60	(-3)	--	39	19	--	--	5	--	DNP	--		
Allen, Marcus	50	--	--	50	--	--	--	--	--	--	--		
Haley, Grant	46	--	42	4	--	--	--	--	--	--	--		
Allen, Mark	28	DNP	DNP	19	--	DNP	4	5	DNP	DNP	DNP		
Holland, Jonathan	25	--	--	8	1	--	--	--	9	7	--		
Pancoast, Tom	17	12	--	--	--	5	--	--	--	--	--		
Oruwariye, Amani	17	--	--	DNP	DNP	17	--	--	--	--	--		
Charles, Irvin	4	--	--	--	--	--	--	--	--	4	--		
Apke, Troy	4	3	1	--	--	--	--	--	--	--	--		
Eury, Nick	4	DNP	DNP	4	DNP	DNP	DNP	DNP	DNP	DNP	DNP		
TEAM	(-19)	(-2)	(-2)	(-3)	(-2)	--	--	(-1)	(-2)	--	(-7)		

RED ZONE RECAP

PENN STATE			
Opponent	Scores/Chances	Result	Pct.
AKRON	5/6	5 TD, 1 INT	83%
PITTSBURGH	4/4	3 TD, 1 FG	100%
GEORGIA STATE	3/3	3 TD	100%
at Iowa	4/5	2 TD, 2 FG, 1 Blocked FG	80%
INDIANA	3/4	3 TD, 1 Missed FG	75%
at Northwestern	4/5	3 TD, 1 FG, 1 Missed FG	80%
MICHIGAN	4/5	4 TD, 1 End of Game	80%
at Ohio State	3/3	2 TD, 1 FG	100%
at Michigan State	1/1	1 FG	100%
RUTGERS	4/4	4 TD	100%
NEBRASKA			
at Maryland			
TOTAL	35/40	29 TD, 6 FG, 1 INT 2 Missed FG, 1 Blocked FG, 1 End of Game	88%

OPPONENT			
Opponent	Series	Result	Pct.
AKRON	--/--	--	--
PITTSBURGH	3/4	1 TD, 2 FG, 1 Fumble	75%
GEORGIA STATE	0/1	1 Missed FG	0%
at Iowa	0/1	1 Blocked FG	0%
INDIANA	2/2	2 TD	100%
at Northwestern	1/2	1 TD, 1 INT	50%
MICHIGAN	2/2	2 TD	100%
at Ohio State	6/6	4 TD, 2 FG	100%
at Michigan State	4/4	2 TD, 2 FG	100%
RUTGERS	2/3	2 FG, 1 TO on Downs	67%
NEBRASKA			
at Maryland			
TOTAL	20/25	12 TD, 8 FG, 1 INT, 1 Fumble 1 Missed FG, 1 Blocked FG, 1 TO on Downs	80%

GAME LEADERS

Opponent	Rushing Attempts	Rushing Yards	Receptions	Receiving Yards	All-Purpose Yards	Tackles
AKRON	Barkley - 14	Barkley - 172	Gesicki - 6	Johnson - 84	Barkley - 246	Three Tied - 5
PITTSBURGH	Barkley - 14	Barkley - 88	Two Tied - 4	Two Tied - 45	Barkley - 183	Allen - 13
GEORGIA STATE	Barkley - 10	Barkley - 47	Barkley - 4	Barkley - 142	Barkley - 226	Bowen - 6
at Iowa	Barkley - 28	Barkley - 211	Barkley - 12	Barkley - 94	Barkley - 358	Cabinda - 6
INDIANA	Barkley - 20	Barkley - 56	Hamilton - 9	Hamilton - 122	Barkley - 205	Cabinda - 14
at Northwestern	Two Tied - 16	Barkley - 75	Two Tied - 6	Blacknall - 74	Thompkins - 90	Four Tied - 5
MICHIGAN	Barkley - 15	Barkley - 108	Hamilton - 6	Hamilton - 115	Barkley - 176	Cabinda - 13
at Ohio State	Barkley - 21	McSorley - 49	Gesicki - 6	Gesicki - 57	Barkley - 172	Allen - 10
at Michigan State	Barkley - 14	Barkley - 63	Gesicki - 8	Hamilton - 112	Hamilton - 112	Two Tied - 8
RUTGERS	Barkley - 14	McSorley - 44	Johnson, Ju. - 5	Johnson, Ju. - 78	Barkley - 85	Cabinda - 11
NEBRASKA						
at Maryland						



TURNOVER BY GAME

PENN STATE: 22 GAINED

TYPE	QTR	PLAYER	PLAYS/ YDS	1st DOWNS	RESULT
AKRON (1)					
Interception	3	Oruwariye of Woodson	10/75	4	TD
PITTSBURGH (3)					
Interception	1	Haley of Browne	1/8	--	TD
Interception	2	Apke of Browne	3/(-5)	--	Punt
Fumble	4	Windsor by DiNucci	1/(-2)	--	End of Game
GEORGIA STATE (5)					
Interception	2	Haley of Manning	1/29	--	TD
Interception	2	Allen of Manning	4/25	1	TD
Fumble	3	Givens by Manning	6/55	2	TD
Interception	3	Castro-Fields of Manning	4/42	1	TD
Fumble	4	Gross-Matos by Winchester	4/69	1	TD
at Iowa (1)					
Fumble	3	Haley by Wadley	8/75	3	TD
INDIANA (4)					
Fumble	1	Cabinda by Ellison	6/39	2	TD
Fumble	1	Scott by Harris	--	--	TD
Interception	3	Oruwariye of Ramsey	7/18	1	Missed FG
Fumble	3	Cothren by Williams	4/52	1	TD
at Northwestern (3)					
Interception	1	Oruwariye of Thorson	3/6	--	Punt
Fumble	1	Buchholz by Thorson	8/49	3	FG
Interception	2	Campbell of Thorson	--	--	End of Half
MICHIGAN (1)					
Fumble	4	Windsor by O'Korn	2/46	--	Touchdown
at Ohio State (2)					
Fumble	1	Farmer by Barrett	5/23	1	Touchdown
Fumble	4	Miller, S. by Barrett	3/(-1)	--	Blocked Punt
at Michigan State (1)					
Interception	4	Oruwariye of Lewerke	9/62	2	Downs
RUTGERS (1)					
Fumble	3	Grant by Taylor	3/(-13)	--	Punt

OPPONENT: 9 GAINED

TYPE	QTR	PLAYER	PLAYS/ YDS	1st DOWNS	RESULT
AKRON (1)					
Interception	1	Guiser of McSorley	3/3	--	Punt
PITTSBURGH (1)					
Interception	2	Jackson of McSorley	-/-	--	End of Half
GEORGIA STATE (--)					
--					
at Iowa (2)					
Interception	2	Jewell of McSorley	2/21	--	TD
Fumble	3	Jewell by McSorley	5/37	2	Missed FG
INDIANA (1)					
Interception	2	Crawford of McSorley	8/60	3	TD
at Northwestern (--)					
--					
MICHIGAN (1)					
Interception	1	Long of McSorley	11/59	4	Touchdown
at Ohio State (--)					
--					
at Michigan State (3)					
Interception	1	Bachie of McSorley	9/30	2	Punt
Interception	2	Dowell, D. of McSorley	4/0	--	Punt
Interception	4	Dowell, D. of McSorley	5/43	3	Interception
RUTGERS (--)					
--					



TURNOVERS BY PLAYER

FUMBLES

(#-Lost)	AKRON	PITT	GSU	at Iowa	IND	at NW	MICH	at OSU	at MSU	RUT	NEB	at UMD
McSorley, Trace	--	--	--	2-1	--	--	--	--	--	--	--	--
Robinson, Andre	--	--	1-0	--	--	--	--	--	DNP	--	--	--
Sanders, Miles	--	1-0	--	--	--	--	--	DNP	--	--	--	--
Stevens, Tommy	--	--	1-0	DNP	DNP	--	--	DNP	DNP	--	--	--

FORCED FUMBLES

	AKRON	PITT	GSU	at Iowa	IND	at NW	MICH	at OSU	at MSU	RUT	NEB	at UMD
Allen, Marcus	--	--	--	1	1	--	--	--	--	--	--	--
Bowen, Manny	--	--	--	--	--	--	--	1	--	DNP	--	--
Buchholz, Ryan	1	--	--	--	--	--	--	--	INJ	INJ	--	--
Cabinda, Jason	--	--	--	--	--	--	1	--	--	--	--	--
Campbell, Christian	--	--	--	--	1	--	1	--	--	--	--	--
Charles, Irvin	--	--	--	--	1	--	--	--	--	--	--	--
Joseph, Daniel	--	DNP	1	DNP	--	--	DNP	DNP	DNP	--	--	--
Toney, Shaka	--	--	1	--	--	1	--	--	--	--	--	--
Wade, Lamont	--	--	--	--	--	--	--	--	--	1	--	--
Windsor, Robert	--	1	--	--	--	--	--	--	--	--	--	--

FUMBLES RECOVERED

(#-Yards)	AKRON	PITT	GSU	at Iowa	IND	at NW	MICH	at OSU	at MSU	RUT	NEB	at UMD
Buchholz Ryan	--	--	--	--	--	1	--	--	INJ	INJ	--	--
Cabinda, Jason	--	--	--	--	1	--	--	--	--	--	--	--
Cothren, Parker	--	--	--	--	1	--	--	--	--	--	--	--
Farmer, Koa	--	--	--	--	--	--	--	1	--	--	--	--
Givens, Kevin	--	--	1	--	--	--	--	--	--	--	--	--
Gross-Matos, Yetur	--	--	1	--	--	--	--	--	--	--	--	--
Haley, Grant	--	--	--	1	--	--	--	--	--	--	--	--
Miller, Shareef	--	--	--	--	--	--	--	1	--	--	--	--
Scott, Nick	--	--	--	--	1	--	--	--	--	--	--	--
Taylor, Garrett	--	--	--	--	--	--	--	--	--	1	--	--
Windsor, Robert	--	1	--	--	--	--	1	--	--	--	--	--

INTERCEPTIONS

(#-Yards)	AKRON	PITT	GSU	at Iowa	IND	at NW	MICH	at OSU	at MSU	RUT	NEB	at UMD
Allen, Marcus	--	--	1-50	--	--	--	--	--	--	--	--	--
Apke, Troy	--	1-1	--	--	--	--	--	--	--	--	--	--
Campbell, Christian	--	--	--	--	--	1-0	--	--	--	--	--	--
Castro-Fields, Tariq	--	--	1-0	--	--	--	DNP	--	--	--	--	--
Haley, Grant	--	1-42	1-4	--	--	--	--	--	--	--	--	--
Oruwariye, Amani	1-0	--	DNP	DNP	1-17	1-0	--	--	1-0	--	--	--

SCORING BREAKDOWN

PENN STATE DRIVES

Totals: 55 scoring drives (47 TD, 8 FG)

Special Teams/Defensive:

Thompkins, DeAndre - Punt Return; Akron | Allen, Marcus - Safety; Pittsburgh

Miller, Shareef - Safety; at Iowa | Barkley, Saquon - Kickoff Return; Indiana, at Ohio State

Scott, Nick - Fumble Return; Indiana

LONGEST SCORING DRIVES BY:

Plays: 12, 2x at Michigan State (11/4)
11, 2x Last: at Northwestern (10/7)

Yards: 92 at Michigan State (11/4)
87 AKRON (9/2)

Time: 5:24 MICHIGAN (10/21)
5:18 at Ohio State (10/28)

OPPONENT DRIVES

Totals: 25 scoring drives (17 TD, 8 FG)

Special Teams/Defensive: None

LONGEST SCORING DRIVES BY:

Plays: 15, 2x Last: RUTGERS (11/11)
11, 2x Last: at Michigan State (11/4)

Yards: 91 at Michigan State (11/4)
80, 2x at Northwestern (10/7)

Time: 5:30 PITTSBURGH (9/9)
5:28 MICHIGAN (10/21)



LONG PLAY BREAKDOWN

BY YARDAGE

OFFENSE

Yards	Type	Player(s)	Opponent
*85	Pass	Barkley, Saquon from McSorley, Trace	Georgia State
80	Rush	Barkley, Saquon	Akron
*70	Pass	Thompkins, DeAndre from McSorley, Trace	Michigan State
*69	Rush	Barkley, Saquon	Michigan
*53	Rush	Barkley, Saquon	Northwestern
*46	Pass	Barkley, Saquon from McSorley, Trace	Pitt
44	Pass	Barkley, Saquon from McSorley, Trace	Georgia State
44	Rush	Barkley, Saquon	Iowa Hawkeyes
43	Pass	Barkley, Saquon from McSorley, Trace	Akron
*42	Pass	Barkley, Saquon from McSorley, Trace	Michigan
*41	Rush	Robinson, Andre	Georgia State
38	Pass	Blacknall, Saeed from McSorley, Trace	Northwestern
*37	Pass	Thompkins, DeAndre from McSorley, Trace	Ohio State
36	Pass	Hamilton, DaeSean from McSorley, Trace	Michigan
36	Pass	Barkley, Saquon from McSorley, Trace	Indiana
36	Rush	McSorley, Trace	Pitt
*36	Rush	Barkley, Saquon	Ohio State
36	Rush	Barkley, Saquon	Michigan State
35	Pass	Gesicki, Mike from McSorley, Trace	Akron
35	Pass	Gesicki, Mike from McSorley, Trace	Michigan
35	Pass	Thompkins, DeAndre from McSorley, Trace	Indiana
*35	Pass	Blacknall, Saeed from Stevens, Tommy	Georgia State
33	Rush	Barkley, Saquon	Georgia State
33	Pass	Johnson, Juwan from McSorley, Trace	Akron
*31	Pass	Hamilton, DaeSean from McSorley, Trace	Michigan State
*30	Rush	Barkley, Saquon	Akron
29	Pass	Hamilton, DaeSean from McSorley, Trace	Akron
*29	Rush	Sanders, Miles	Georgia State
28	Pass	Johnson, Juwan from McSorley, Trace	Akron
27	Pass	Hamilton, DaeSean from McSorley, Trace	Michigan
*27	Pass	Blacknall, Saeed from McSorley, Trace	Michigan State
*27	Pass	Hamilton, DaeSean from McSorley, Trace	Georgia State
26	Pass	Hamilton, DaeSean from McSorley, Trace	Michigan
26	Pass	Hamilton, DaeSean from Stevens, Tommy	Akron
25	Pass	Johnson, Juwan from McSorley, Trace	Rutgers
25	Rush	Barkley, Saquon	Akron
25	Rush	Barkley, Saquon	Iowa Hawkeyes
25	Pass	Hamilton, DaeSean from McSorley, Trace	Indiana
25	Pass	Hamilton, DaeSean from McSorley, Trace	Rutgers
*24	Pass	Hamilton, DaeSean from McSorley, Trace	Indiana
24	Pass	Johnson, Juwan from McSorley, Trace	Indiana
23	Pass	Polk, Brandon from McSorley, Trace	Northwestern
23	Pass	Hamilton, DaeSean from McSorley, Trace	Iowa Hawkeyes
23	Rush	McSorley, Trace	Michigan
23	Pass	Hamilton, DaeSean from McSorley, Trace	Indiana
23	Pass	Hamilton, DaeSean from McSorley, Trace	Iowa Hawkeyes
23	Pass	Hamilton, DaeSean from McSorley, Trace	Pitt
23	Pass	Polk, Brandon from McSorley, Trace	Michigan
23	Rush	McSorley, Trace	Ohio State
*22	Pass	Hamilton, DaeSean from McSorley, Trace	Rutgers
22	Pass	Gesicki, Mike from McSorley, Trace	Ohio State
22	Pass	Hamilton, DaeSean from McSorley, Trace	Michigan State
22	Rush	Barkley, Saquon	Pitt
21	Pass	Blacknall, Saeed from McSorley, Trace	Ohio State
21	Pass	Blacknall, Saeed from McSorley, Trace	Georgia State
20	Pass	Gesicki, Mike from McSorley, Trace	Georgia State
20	Pass	Hamilton, DaeSean from McSorley, Trace	Northwestern
20	Pass	Gesicki, Mike from Barkley, Saquon	Michigan State
20	Pass	Johnson, Juwan from McSorley, Trace	Michigan State
*20	Rush	McSorley, Trace	Rutgers

* - touchdown scored on play

DEFENSE

Yards	Type	Player(s)	Opponent
50	INT	Allen, Marcus	Georgia State
42	INT	Haley, Grant	Pitt
26	FR	Farmer, Koa	Ohio State

SPECIAL TEAMS

Yards	Type	Player(s)	Opponent
*98	KR	Barkley, Saquon	Indiana
*97	KR	Barkley, Saquon	Ohio State
*61	PR	Thompkins, DeAndre	Akron
59	KR	Farmer, Koa	Ohio State
42	PR	Thompkins, DeAndre	Akron
37	KR	Barkley, Saquon	Georgia State
32	KR	Barkley, Saquon	Pitt
32	PR	Thompkins, DeAndre	Northwestern
30	KR	Barkley, Saquon	Rutgers
27	PR	Thompkins, DeAndre	Georgia State
24	KR	Barkley, Saquon	Iowa Hawkeyes
20	KR	Sanders, Miles	Iowa Hawkeyes



LONG PLAY BREAKDOWN

LONG PLAYS BY THE NUMBERS

BY YARDAGE

Yards	No.	TD
100+	--	--
90-99	2	2
80-89	2	1
70-79	1	1
60-69	2	2
50-59	3	1
40-49	8	3
30-39	19	5
20-29	43	6

BY TYPE

Type	No.	TD
Rushing	18	7
Passing	46	11
Punt returns	4	1
Kick returns	9	2
Interceptions	2	--
Fumble returns	1	--
Other	--	--
TOTAL	80	21

20+ YARD PLAYS BY PLAYER

Player	No.	TD	R	P	KR	PR	IR	FR
Barkley, Saquon	25	9	11	7	7	--	--	--
Hamilton, DaeSean	17	4	--	17	--	--	--	--
Thompkins, DeAndre	7	3	--	3	--	4	--	--
Johnson, Juwan	7	--	--	7	--	--	--	--
Blacknall, Saeed	5	2	--	5	--	--	--	--
Gesicki, Mike	5	--	--	5	--	--	--	--
McSorley, Trace	4	1	4	--	--	--	--	--
Sanders, Miles	2	1	1	--	1	--	--	--
Polk, Brandon	2	--	--	2	--	--	--	--
Farmer, Koa	2	--	--	--	1	--	--	1
Robinson, Andre	1	1	1	--	--	--	--	--
Haley, Grant	1	--	--	--	--	--	1	--
Stevens, Tommy	1	--	1	--	--	--	--	--
Allen, Marcus	1	--	--	--	--	--	1	--
TOTAL	80	21	18	46	9	4	2	1

LONGEST PLAYS OF THE YEAR

Rushing	80	Barkley, Saquon	Akron (9/2)
Rushing Touchdown	69*	Barkley, Saquon	Michigan (10/21)
Passing	85*	Barkley, Saquon from McSorley, Trace	Georgia State (9/16)
Passing Touchdown	85*	Barkley, Saquon from McSorley, Trace	Georgia State (9/16)
Punt Return	61*	Thompkins, DeAndre	Akron (9/2)
Kick Return	98*	Barkley, Saquon	Indiana (9/30)
Interception Return	50	Allen, Marcus	Georgia State (9/16)
Fumble Return	26	Farmer, Koa	at Ohio State (10/28)
Punt	57	Gillikin, Blake	Twice: Last at Ohio State (10/28)
Field Goal	47	Davis, Tyler	Akron (9/2)

PENN STATE [80 PLAYS]

Play	#	Long	Play	Opponent
Passing	46	85*	Barkley, Saquon from McSorley, Trace	Georgia State
Rushing	18	80	Barkley, Saquon	Akron
KR	9	98*	Barkley, Saquon	Indiana
PR	4	61*	Thompkins, DeAndre	Akron
INT	2	50	Allen, Marcus	Georgia State
FR	1	26	Farmer, Koa	at Ohio State

Opp.	#	Long	Play	Type
AKRON	12	80	Barkley, Saquon	Rush
PITTSBURGH	6	46*	Barkley, Saquon from McSorley, Trace	Pass
GEORGIA STATE	12	85*	Barkley, Saquon from McSorley, Trace	Pass
at Iowa	6	44	Barkley, Saquon	Rush
INDIANA	8	98*	Barkley, Saquon	KR
at Northwestern	6	53*	Barkley, Saquon	Rush
MICHIGAN	8	69*	Barkley, Saquon	Rush
at Ohio State	9	97*	Barkley, Saquon	KR
at Michigan State	8	70*	Thompkins, DeAndre from McSorley, Trace	Pass
RUTGERS	5	30	Barkley, Saquon	KR
NEBRASKA				
at Maryland				

OPPONENTS [51 PLAYS]

Play	#	Long	Play	Opponent
Pass	27	70*	Wadley, Akrum from Stanley, Nate	at Iowa
KR	16	43	Thomas, Ambry	Michigan
Rush	6	35*	Wadley, Akrum	at Iowa
INT	2	33	Jewell, Josey	at Iowa

Opp.	#	Long	Play	Type
AKRON	2	24	Edwards, Van	KR
PITTSBURGH	4	32	Ollison, Qadree	Rush
GEORGIA STATE	1	22	Ifedi, Jonathan from Winchester, Aaron	Pass
at Iowa	8	70*	Wadley, Akrum from Stanley, Nate	Pass
INDIANA	3	54	Thomas, Ian from Lagow, Richard	Pass
at Northwestern	5	32	Skowronek, Bennett from Thorson, Clayton	Pass
MICHIGAN	6	43	Thomas, Ambry	KR
at Ohio State	10	38*	Dixon, Johnnie from Barrett, J.T.	Pass
at Michigan State	10	36	Davis, Felton from Lewerke, Brian	Pass
RUTGERS	2	29	Grant, Janarion	KR
NEBRASKA				
at Maryland				

* - touchdown scored on play



SEASON SUPERLATIVES

PENN STATE INDIVIDUAL

Rushes	28	Barkley, Saquon; at Iowa (9/23)
Yards Rushing	211	Barkley, Saquon; at Iowa (9/23)
TD Rushes	3	McSorley, Trace; Michigan (10/21)
Long Rush	80	Barkley, Saquon; Akron (9/2)
Pass Attempts	48	McSorley, Trace; at Iowa (9/23)
Pass Completions	31	McSorley, Trace; at Iowa (9/23)
Yards Passing	381	McSorley, Trace; at Michigan State (11/4)
TD Passes	4	McSorley, Trace; Georgia State (9/16)
Long Pass	85	McSorley, Trace; Georgia State (9/16)
Receptions	12	Barkley, Saquon; at Iowa (9/23)
Yards Receiving	142	Barkley, Saquon; Georgia State (9/16)
TD Receptions	3	Hamilton, DaeSean; Indiana (9/30)
Long Reception	85	Barkley, Saquon from McSorley, Trace; Georgia State (9/16)
Field Goals	2	Davis, Tyler; at Iowa (9/23)
Long Field Goal	47	Davis, Tyler; Akron (9/2)
Punts	6	Twice: Last Gillikin, Blake; Indiana (9/30)
Punting Avg	50.0	Gillikin, Blake; Akron (9/2)
Long Punt	57	Twice: Last Gillikin, Blake; at Ohio State (10/28)
Punts Inside 20	4	Twice: Last Gillikin, Blake; Indiana (9/30)
Long Punt Return	61	Thompkins, DeAndre; Akron (9/2)
Long Kickoff Return	98	Barkley, Saquon; Indiana (9/30)
Tackles	14	Cabinda, Jason; Indiana (9/30)
Sacks	2.0	Twice: Last Toney, Shaka; at Northwestern (10/7)
Tackles For Loss	3.0	Chavis, Tyrell; Akron (9/2)
Interceptions	1	10 Times: Last Oruwariye, Amani; at Michigan State (11/4)

OPPONENT INDIVIDUAL

Rushes	29	Bateman, Taz; Georgia State (9/16)
Yards Rushing	100	Bateman, Taz; Georgia State (9/16)
TD Rushes	1	Eight Times: Last Scott, LJ; at Michigan State (11/4)
Long Rush	35	Wadley, Akrum; at Iowa (9/23)
Pass Attempts	56	Lewerke, Brian; at Michigan State (11/4)
Pass Completions	33	Twice: Last Lewerke, Brian; at Michigan State (11/4)
Yards Passing	400	Lewerke, Brian; at Michigan State (11/4)
TD Passes	4	Barrett, J.T.; at Ohio State (10/28)
Long Pass	70	Stanley, Nate; at Iowa (9/23)
Receptions	12	Twice: Last Davis, Felton; at Michigan State (11/4)
Yards Receiving	181	Davis, Felton; at Michigan State (11/4)
TD Receptions	2	Dixon, Johnnie; at Ohio State (10/28)
Long Reception	70	Wadley, Akrum; at Iowa (9/23)
Field Goals	2	Four Times: Last Andrew Harter; Rutgers (11/11)
Long Field Goal	38	Nuernberger, Sean; at Ohio State (10/28)
Punts	11	Gasser, Nick; Akron (9/2)
Punting Avg	44.4	Winslow, Ryan; Pittsburgh (9/9)
Long Punt	54	Winslow, Ryan; Pittsburgh (9/9)
Punts Inside 20	3	Holdenson, Oliver; Georgia State (9/16)
Long Punt Return	16	Hill, K.J.; at Ohio State (10/28)
Long Kickoff Return	43	Thomas, Ambry; Michigan (10/21)
Tackles	16	Jewell, Josey; at Iowa (9/23)
Sacks	3.0	Scales, Tegray; Indiana (9/30)
Tackles For Loss	3.0	Three Times: Last Scales, Tegray; Indiana (9/30)
Interceptions	2	Dowell, David; at Michigan State (11/4)

PENN STATE TEAM

	Highs	Lows
Rushes	51, at Iowa (9/23)	21, at Michigan State (11/4)
Yards Rushing	295, at Iowa (9/23)	39, Indiana (9/30)
Yards Per Rush	7.3, Akron (9/2)	1.1, Indiana (9/30)
TD Rushes	5, Michigan (10/21)	0, at Michigan State (11/4)
Pass Attempts	48, Twice: Last at Michigan State (11/4)	26, Michigan (10/21)
Pass Completions	31, at Iowa (9/23)	15, Pittsburgh (9/9)
Yards Passing	401, at Michigan State (11/4)	164, Pittsburgh (9/9)
Yards Per Completion	17.1, Georgia State (9/16)	9.2, at Iowa (9/23)
TD Passes	5, Georgia State (9/16)	1, Three Times: Last Michigan (10/21)
Total Plays	99, at Iowa (9/23)	52, Twice: Last Rutgers (11/11)
Total Offense	579, at Iowa (9/23)	283, at Ohio State (10/28)
Yards Per Play	9.9, Georgia State (9/16)	4.4, at Ohio State (10/28)
Points	56, Georgia State (9/16)	19, at Iowa (9/23)
Sacks By	7.0, Michigan (10/21)	1.0, Three Times: Last Rutgers (11/11)
First Downs	29, at Iowa (9/23)	14, Pittsburgh (9/9)
Penalties	9, at Ohio State (10/28)	1, Twice: Michigan (10/21)
Penalty Yards	90, at Iowa (9/23)	7, Indiana (9/30)
Turnovers	3, at Michigan State (11/4)	0, Four Times: Last Rutgers (11/11)
Interceptions By	3, Georgia State (9/16)	0, Four Times: Last Rutgers (11/11)
Punts	6, Three Times: Last at Ohio State (10/28)	2, Twice: Last Michigan (10/21)
Punting Avg.	50.0, Akron (9/2)	35.5, at Ohio State (10/28)
Long Punt	57, Twice: Last at Ohio State (10/28)	49, Pittsburgh (9/9)
Punts Inside 20	4, Twice: Last Indiana (9/30)	0, Twice: Last Michigan (10/21)
Long Punt Return	61, Akron (9/2)	4, at Iowa (9/23)

OPPONENT TEAM

	Highs	Lows
Rushes	49, Georgia State (9/16)	23, at Iowa (9/23)
Yards Rushing	201, at Ohio State (10/28)	67, at Northwestern (10/7)
Yards Per Rush	5.2, at Ohio State (10/28)	2.1, Akron (9/2)
TD Rushes	2, Michigan (10/21)	0, Three Times: Last Rutgers (11/11)
Pass Attempts	56, at Michigan State (11/4)	20, Rutgers (11/11)
Pass Completions	33, Twice: Last at Michigan State (11/4)	7, Rutgers (11/11)
Yards Passing	400, at Michigan State (11/4)	43, Rutgers (11/11)
Yards Per Completion	14.7, at Iowa (9/23)	3.0, Akron (9/2)
TD Passes	4, at Ohio State (10/28)	0, Six Times: Last Rutgers (11/11)
Total Plays	86, Pittsburgh (9/9)	45, at Iowa (9/23)
Total Offense	529, at Ohio State (10/28)	159, Akron (9/2)
Yards Per Play	6.8, at Ohio State (10/28)	2.5, Akron (9/2)
Points	39, at Ohio State (10/28)	0, Twice: Last Georgia State (9/16)
Sacks By	5, Twice: Last at Northwestern (10/7)	0, Akron (9/2)
First Downs	27, at Ohio State (10/28)	10, Rutgers (11/11)
Penalties	10, at Ohio State (10/28)	2, Indiana (9/30)
Penalty Yards	87, at Michigan State (11/4)	20, Indiana (9/30)
Turnovers	5, Georgia State (9/16)	1, Five Times: Last Rutgers (11/11)
Interceptions By	3, at Michigan State (11/4)	0, Four Times: Last Rutgers (11/11)
Punts	11, Akron (9/2)	3, at Ohio State (10/28)
Punting Avg.	44.4, Pittsburgh (9/9)	36.9, Georgia State (9/16)
Long Punt	54, Pittsburgh (9/9)	41, Georgia State (9/16)
Punts Inside 20	3, Georgia State (9/16)	0, Twice: Last Rutgers (11/11)
Long Punt Return	16, at Ohio State (10/28)	(-7), Pittsburgh (9/9)



THE LAST TIME...

PENN STATE

100+ Yards Rushing:	108, Saquon Barkley vs. Michigan, 2017
150+ Yards Rushing:	211, Saquon Barkley at Iowa, 2017
200+ Yards Rushing:	211, Saquon Barkley at Iowa, 2017
300+ Yards Rushing:	327, Larry Johnson at Indiana, 2002
30-34 Rushing Attempts:	33, Saquon Barkley at Indiana, 2016
35+ Rushing Attempts:	35, Zach Zwinak vs. Nebraska, 2013
Three Touchdowns Rushing:	Trace McSorley vs. Michigan, 2017
Four Touchdowns Rushing:	Saquon Barkley at Pittsburgh, 2016
Five Touchdowns Rushing:	Ki-Jana Carter vs. Michigan State, 1994
60+ Yard Run:	69, Saquon Barkley vs. Michigan, 2017
70+ Yard Run:	80, Saquon Barkley vs. Akron, 2017
80+ Yard Run:	80, Saquon Barkley vs. Akron, 2017
90+ Yard Run:	92, Bill Belton at Indiana, 2014
Two Players Rush For 100 Yards:	Saquon Barkley (195) & Akeel Lynch (120) vs. Rutgers, 2015
Four Rushing TD in One Quarter:	vs. UMass, 2014 (2nd; Belton [2], Zwinak [2])
300+ Yards Passing:	381, Trace McSorley at Michigan State, 2017
350+ Yards Passing:	381, Trace McSorley at Michigan State, 2017
400+ Yards Passing:	454, Christian Hackenberg vs. UCF, 2014 #
20-24 Pass Completions:	23, Trace McSorley vs. Indiana, 2017
25-29 Pass Completions:	26, Trace McSorley at Michigan State, 2017
30-34 Pass Completions:	31, Trace McSorley at Iowa, 2017
35+ Pass Completions:	35, Matt McGloin vs. Northwestern, 2012
30-39 Pass Attempts:	34, Trace McSorley at Northwestern, 2017
40-49 Pass Attempts:	47, Trace McSorley at Michigan State, 2017
50+ Pass Attempts:	50, Christian Hackenberg vs. Boston College, 2014 %
Four Touchdown Passes:	Trace McSorley vs. Georgia State, 2017
Five Touchdown Passes:	Rashard Casey vs. Louisiana Tech, 2000
Four Interceptions Thrown:	Zack Mills at Boston College, 2004
300+ Yards Total Offense:	383, Trace McSorley (381 P, 2 R) at Michigan State, 2017
350+ Yards Total Offense:	383, Trace McSorley (381 P, 2 R) at Michigan State, 2017
400+ Yards Total Offense:	408, Trace McSorley (335 P, 73 R) vs. Minnesota, 2016
100+ Yards Receiving:	112, DaeSean Hamilton (112) & DeAndre Thompkins (102) at Michigan State, 2017
150+ Yards Receiving:	187, Chris Godwin vs. USC, 2016 ^
200+ Yards Receiving:	216, Deon Butler vs. Northwestern, 2006
Two Players w/ 100 Yards Receiving:	DaeSean Hamilton (112) & DeAndre Thompkins (102) at Michigan State, 2017
Two Players w/ 150 Yards Receiving:	Geno Lewis (173) & DaeSean Hamilton (165) vs. UCF, 2014 #
Back-to-Back 100 Yards Receiving Games:	Chris Godwin, 2015 (103 at Ohio State; 135 vs. Maryland)
Three Straight 100-Yard Receiving Games:	Allen Robinson, 2013 (133 vs. Syracuse; 129 vs. Eastern Michigan; 143 vs. UCF)
10+ Receptions:	12, Saquon Barkley at Iowa, 2017
50+ Yard Reception:	70, Thompkins, DeAndre from Trace McSorley at Michigan State, 2017
60+ Yard Reception:	70, Thompkins, DeAndre from Trace McSorley at Michigan State, 2017
70+ Yard Reception:	70, Thompkins, DeAndre from Trace McSorley at Michigan State, 2017
80+ Yard Reception:	85, Saquon Barkley from Trace McSorley at Michigan State, 2017
Three Touchdowns Receiving:	DaeSean Hamilton vs. Indiana, 2017
Four Touchdowns Receiving:	Bobby Engram vs. Minnesota, 1993
150+ All-Purpose Yards:	172 (44 Rush, 23 Rec, 105 KR), Saquon Barkley at Ohio State, 2017
200+ All-Purpose Yards:	205 (56 Rush, 51 Rec, 98 KR), Saquon Barkley vs. Indiana, 2017
250+ All-Purpose Yards:	358 (211 Rush, 94 Rec, 53 KR), Saquon Barkley at Iowa, 2017 (SR)
300+ All-Purpose Yards:	358 (211 Rush, 94 Rec, 53 KR), Saquon Barkley at Iowa, 2017 (SR)
Five Touchdowns Scored:	5 (4 rushing, 1 receiving), Saquon Barkley at Pittsburgh, 2016
Kickoff Return For Touchdown:	97, Saquon Barkley at Ohio State, 2017
Rushing, Receiving & Kickoff Return TD in a game:	Derrick Williams vs. Illinois, 2008
100-Yard Kickoff Return:	100, Chaz Powell vs. Youngstown State, 2010
Punt Return For Touchdown:	61, DeAndre Thompkins vs. Akron, 2017
80-Yard Punt Return:	81, Bryant Johnson vs. Michigan State, 2002
Zero Punts in a Game:	Purdue, 2013
Multiple Interceptions:	2, Trevor Williams at Rutgers, 2014
90-Yard Interception Return:	99, Michael Mauti at Illinois, 2012
Interception Return For Touchdown:	30, Amani Oruwariye vs. Kent State, 2016
Five Interceptions in a Game (Team):	at Rutgers, 2014
Fumble Return For Touchdown (Defense):	9 yards, Torrence Brown at Indiana, 2016 (forced by Brandon Bell)
Fumble Return For Touchdown (Special Teams):	14 yards, Nick Scott vs. Indiana, 2017 (forced by Irvin Charles)
Blocked Field Goal:	Troy Apke at Iowa, 2017
Blocked Field Goal For Touchdown:	60 yards, Grant Haley vs. Ohio State, 2016 (Marcus Allen block)
Blocked Extra Point:	Parker Cothren at Northwestern, 2015
Blocked Punt:	Juwan Johnson at Rutgers, 2016
Blocked Punt For Touchdown:	0 yards, Michael Yancich vs. Ohio State, 2012 (Mike Hull block)
Safety:	Shareef Miller (tackle in end zone) at Iowa, 2017
50-Yard Field Goal:	50, Sam Ficken vs. Temple, 2014
Four Field Goals:	Tyler Davis at Rutgers, 2016
Five Field Goals:	Collin Wagner vs. Temple, 2010

OPPONENT

100+ Yards Rushing:	100, Taz Bateman, Georgia State, 2017
150+ Yards Rushing:	164, Corey Clement, Wisconsin, 2016 &
200+ Yards Rushing:	203, BenJarvus Green-Ellis, Indiana, 2003
30-34 Rushing Attempts:	30, Jeremy Langford, Michigan State, 2014
35+ Rushing Attempts:	44, Mike Hart, Michigan, 2007 (OR)
Three Touchdowns Rushing:	Trevor Siemian, Northwestern, 2014
Four Touchdowns Rushing:	Montee Ball, Wisconsin, 2011
50+ Yard Run:	67, Corey Clement, Wisconsin, 2016 &
60+ Yard Run:	67, Corey Clement, Wisconsin, 2016 &
70+ Yard Run:	74, Curtis Samuel, Ohio State, 2016
Two Players Rush For 100 Yards:	Rodney Smith (104) & Shannon Brooks (100), Minnesota, 2016
300+ Yards Passing:	400, Brian Lewerke, Michigan State, 2017
400+ Yards Passing:	400, Brian Lewerke, Michigan State, 2017
500+ Yards Passing:	532, Case Keenum, Houston, 2011 (OR) *
25-29 Pass Completions:	28, J.T. Barrett, Ohio State, 2016
30-44 Pass Completions:	33, Brian Lewerke, Michigan State, 2017
45+ Pass Completions:	45, Case Keenum, Houston, 2011 (OR) *
30-39 Pass Attempts:	39, J.T. Barrett, Ohio State, 2016
40-49 Pass Attempts:	40, Richard Lagow, Indiana, 2016
50+ Pass Attempts:	56, Brian Lewerke, Michigan State, 2017
60+ Pass Attempts:	61, Brian Hoyer, Michigan State, 2006
Four Touchdown Passes:	J.T. Barrett, Ohio State, 2017
Five Touchdown Passes:	Sam Darnold, USC, 2016 ^
Four Interceptions Thrown:	P.J. Walker, Temple, 2014
Five Interceptions Thrown:	Gary Nova, Rutgers, 2014
300+ Yards Total Offense:	425 (400 P, 25 R), Brian Lewerke, Michigan State, 2017
400+ Yards Total Offense:	425 (400 P, 25 R), Brian Lewerke, Michigan State, 2017
500+ Yards Total Offense:	542, Case Keenum (532 P, 10 R), Houston, 2011 (OR) *
100+ Yards Receiving:	181, Felton Davis, Michigan State, 2017
150+ Yards Receiving:	181, Felton Davis, Michigan State, 2017
200+ Yards Receiving:	228, Patrick Edwards, Houston, 2011 *
10+ Receptions:	12, Felton Davis, Michigan State, 2017
70+ Yard Reception:	70, Akrum Wadley from Nate Stanley, Iowa, 2017
80+ Yard Reception:	80, Dominique Barnes from Kurt Hess, Youngstown State, 2010
90+ Yard Reception:	99, Thomas Lewis from John Paci, Indiana, 1993
Three Touchdown Receptions:	Deonta Burnett, USC, 2016 ^
Kickoff Return For Touchdown:	96, Solomon Vault, Northwestern, 2015
90-Yard Kickoff Return:	96, Solomon Vault, Northwestern, 2015
100-Yard Kickoff Return:	100, Rashaad Penny, San Diego State, 2015
Punt Return For Touchdown:	75, Venric Mark, Northwestern, 2012
70-Yard Punt Return:	75, Venric Mark, Northwestern, 2012
80-Yard Punt Return:	87, Willie Reid, Florida State, 2005 !
Multiple Interceptions:	2, David Dowell, Michigan State, 2017
Interception Return For Touchdown:	Malik McDowell (13 yards), Michigan State, 2015
Fumble Return For Touchdown:	12, Ryan Connelly, Wisconsin, 2016 &
Blocked Punt:	Dante Booker, Ohio State, 2017
Blocked Punt For Touchdown:	27, Lereentee McCray, Florida, 2011 §
Blocked Field Goal:	Anthony Nelson, Iowa, 2017
Blocked Extra Point:	Rob Bain (2X), Illinois, 2015
Safety:	Team (snap out of the end zone on punt), Ohio State, 2016
Defensive Extra Point:	99, D.J. Johnson, Iowa, 2002
50-Yard Field Goal:	50, Derek Dimke, Illinois, 2010
Four Field Goals:	Michael Geiger, Michigan State, 2016

& - Big Ten Championship Game | # - Croke Park Classic (Dublin, Ireland) | ! - Orange Bowl | § - Outback Bowl | ^ - Rose Bowl
* - TicketCity Bowl | % - Pinstripe Bowl

(SR) - School Record | (OR) - Opponent Record



OFFENSIVE STARTERS

OPPONENT	LT	LG	C	RG	RT	TE	QB	RB	WR (X)	WR (H)	WR (Z)
AKRON	Bates	Gonzalez	McGovern	Mahon	Wright	Gesicki	McSorley	Barkley	Johnson, Ju.	Hamilton	Thompkins
PITTSBURGH	Bates	Gonzalez	McGovern	Mahon	Wright	Gesicki	McSorley	Barkley	Johnson, Ju.	Hamilton	Thompkins
GEORGIA STATE	Bates	Fries	McGovern	Gonzalez	Wright	Gesicki	McSorley	Barkley	Johnson, Ju.	Hamilton	Thompkins
at Iowa	Bates	Gonzalez	McGovern	Mahon	Nelson	Gesicki	McSorley	Barkley	Johnson, Ju.	Hamilton	Thompkins
INDIANA	Bates	Gonzalez	McGovern	Mahon	Fries	Gesicki	McSorley	Barkley	Johnson, Ju.	Hamilton	Blacknall
at Northwestern	Bates	Gonzalez	McGovern	Mahon	Wright	Gesicki	McSorley	Barkley	Johnson, Ju.	Hamilton	Blacknall
MICHIGAN	Bates	Gonzalez	McGovern	Mahon	Fries	Gesicki	McSorley	Barkley	Johnson, Ju.	Hamilton	Thompkins
at Ohio State	Bates	Gonzalez	McGovern	Mahon	Fries	Gesicki	McSorley	Barkley	Johnson, Ju.	Hamilton	Thompkins
at Michigan State	Fries	Gonzalez	McGovern	Mahon	Wright	Gesicki	McSorley	Barkley	Johnson, Ju.	Hamilton	Thompkins
RUTGERS	Fries	Gonzalez	McGovern	Mahon	Wright	Gesicki	McSorley	Sanders	Johnson, Ju.	Hamilton	Thompkins
NEBRASKA											
at Maryland											

DEFENSIVE STARTERS

OPPONENT	DE	DT	DT	DE	SLB	MLB	WLB	BCB	FS	SS	FCB
AKRON	Miller, S.	Cothran	Cothren	Brown, T.	Farmer	Cabinda	Bowen	Campbell	Allen, Marcus	Apke	Haley
PITTSBURGH	Miller, S.	Cothran	Cothren	Brown, T.	Farmer	Cabinda	Bowen	Campbell	Allen, Marcus	Apke	Haley
GEORGIA STATE	Miller, S.	Cothran	Cothren	Brown, T.	Farmer	Cabinda	Bowen	Campbell	Allen, Marcus	Apke	Haley
at Iowa	Miller, S.	Cothran	Cothren	Buchholz	Farmer	Cabinda	Bowen	Campbell	Allen, Marcus	Apke	Haley
INDIANA	Miller, S.	Cothran	Cothren	Buchholz	Farmer	Cabinda	Bowen	Campbell	Allen, Marcus	Apke	Haley
at Northwestern	Miller, S.	Cothran	Cothren	Buchholz	Farmer	Cabinda	Bowen	Campbell	Allen, Marcus	Apke	Haley
MICHIGAN	Miller, S.	Cothran	Cothren	Buchholz	Farmer	Cabinda	Bowen	Campbell	Allen, Marcus	Apke	Haley
at Ohio State	Miller, S.	Cothran	Cothren	Buchholz	Farmer	Cabinda	Bowen	Campbell	Allen, Marcus	Apke	Haley
at Michigan State	Miller, S.	Cothran	Cothren	Givens	Farmer	Cabinda	Bowen	Campbell	Allen, Marcus	Apke	Haley
RUTGERS	Miller, S.	Cothran	Cothren	Givens	Farmer	Cabinda	Smith, B.	Campbell	Allen, Marcus	Apke	Haley
NEBRASKA											
at Maryland											

CAREER STARTS

Player	'14	'15	'16	'17	Total
Hamilton, DaeSean (WR)	13	12	13	10	48
Allen, Marcus (S)	7	12	14	10	43
Mahon, Brendan (OL)	9	11	9	9	38
Cabinda, Jason (LB)	1	13	9	10	33
Gesicki, Mike (TE/H)	1	8	14	10	33
Haley, Grant (CB)	-	11	11	10	32
Barkley, Saquon (RB)	-	6	14	9	29
Nelson, Andrew (OL)	13	8	6	1	28
McSorley, Trace (QB)	-	-	14	10	24
Cothren, Parker (DT)	-	-	13	10	23
Bates, Ryan (OL)	-	-	14	8	22
Bowen, Manny (LB)	-	-	12	9	22
McGovern, Connor (OL)	-	-	9	10	19
Cothran, Curtis (DT)	-	-	8	10	18
Reid, John (CB)	-	2	14	-	16
Thompkins, DeAndre (WR)	-	-	7	8	15
Blacknall, Saeed (WR)	1	3	7	2	13
Campbell, Christian (CB)	1	-	3	10	13
Gonzalez, Steven (OL)	-	-	3	10	13

Player	'14	'15	'16	'17	Total
Apke, Troy (S)	-	1	1	10	12
Farmer, Koa (LB)	-	-	2	10	12
Wright, Chasz (OL)	-	-	5	6	11
Johnson, Juwan (WR)	-	-	1	10	11
Miller, Shareef (DE)	-	-	-	10	10
Givens, Kevin (DT)	-	-	6	2	8
Brown, Torrence (DE)	-	-	4	3	7
Fries, Will (OL)	-	-	-	6	6
Buchholz, Ryan (DE)	-	-	-	5	5
Cooper, Jake (LB)	-	1	2	-	3
Polk, Brandon (WR)	-	3	-	-	3
Smith, Brandon (LB)	-	-	2	1	3
Brown, Cam (LB)	-	-	2	-	2
Allen, Mark (RB)	-	1	-	-	1
Sanders, Miles (RB)	-	-	-	1	1
Scott, Nick (S)	-	1	-	-	1
Windsor, Robert (DT)	-	-	1	-	1



PARTICIPATION CHART

	GP/GS	AKRON	PITT	GSU	at Iowa	IND	at NW	MICH	at OSU	at MSU	RUT	NEB	at UMD
2 Allen, Marcus	10/10	ST	ST	ST	ST	ST	ST	ST	ST	ST	ST		
8 Allen, Mark	4/-	--	--	P	P	--	P	P	--	--	--		
28 Apke, Troy	10/10	ST	ST	ST	ST	ST	ST	ST	ST	ST	ST		
41 Arcangelo, Joe	1/-	--	--	P	--	--	--	--	--	--	--		
90 Barbir, Alex	2/-	P	--	P	--	--	--	--	--	--	--		
26 Barkley, Saquon	10/9	ST	ST	ST	ST	ST	ST	ST	ST	ST	ST		P
52 Bates, Ryan	8/8	ST	ST	ST	ST	ST	ST	ST	ST	--	--		
13 Blacknall, Saeed	10/2	P	P	P	P	ST	ST	P	P	P	P		P
43 Bowen, Manny	9/9	ST	ST	ST	ST	ST	ST	ST	ST	ST	ST		--
83 Bowers, Nick	2/-	--	--	--	--	--	P	--	--	--	P		
6 Brown, Cam	9/-	P	P	--	P	P	P	P	P	P	P		P
19 Brown, Torrence	3/3	ST	ST	ST	--	--	--	--	--	--	--		--
97 Buchholz, Ryan	8/5	P	P	P	ST	ST	ST	ST	ST	--	--		--
40 Cabinda, Jason	10/10	ST	ST	ST	ST	ST	ST	ST	ST	ST	ST		ST
1 Campbell, Christian	10/10	ST	ST	ST	ST	ST	ST	ST	ST	ST	ST		ST
46 Castagna, Colin	10/-	P	P	P	P	P	P	P	P	P	P		P
5 Castro-Fields, Tariq	9/-	P	P	P	P	P	P	--	P	P	P		P
11 Charles, Irvin	10/-	P	P	P	P	P	P	P	P	P	P		P
56 Chavis, Tyrell	10/-	P	P	P	P	P	P	P	P	P	P		P
33 Cooper, Jake	5/-	P	--	P	--	P	P	--	--	--	--		P
52 Cothran, Curtis	10/10	ST	ST	ST	ST	ST	ST	ST	ST	ST	ST		ST
41 Cothren, Parker	10/10	ST	ST	ST	ST	ST	ST	ST	ST	ST	ST		ST
87 Darien, Dae'Lun	5/-	--	--	P	--	P	P	--	--	--	--		P
12 Davis, Desi	1/-	--	--	P	--	--	--	--	--	--	--		--
95 Davis, Tyler	10/-	P	P	P	P	P	P	P	P	P	P		P
39 Di Leo, Frank	1/-	--	--	P	--	--	--	--	--	--	--		--
40 Eury, Nick	1/-	--	--	P	--	--	--	--	--	--	--		--
7 Farmer, Koa	10/10	ST	ST	ST	ST	ST	ST	ST	ST	ST	ST		ST
16 Fessler, Billy	9/-	P	P	P	--	P	P	P	P	P	P		P
71 Fries, Will	10/6	P	P	ST	P	ST	P	ST	ST	ST	ST		ST
51 Gellerstedt, Alex	4/-	P	P	P	P	--	--	--	--	--	--		--
88 Gesicki, Mike	10/10	ST	ST	ST	ST	ST	ST	ST	ST	ST	ST		ST
93 Gillikin, Blake	10/-	P	P	P	P	P	P	P	P	P	P		P
30 Givens, Kevin	10/2	P	P	P	P	P	P	P	P	ST	ST		ST
74 Gonzalez, Steven	10/10	ST	ST	ST	ST	ST	ST	ST	ST	ST	ST		ST
99 Gross-Matos, Yetur	10/-	P	P	P	P	P	P	P	P	P	P		P
15 Haley, Grant	10/10	ST	ST	ST	ST	ST	ST	ST	ST	ST	ST		ST
5 Hamilton, DaeSean	10/10	ST	ST	ST	ST	ST	ST	ST	ST	ST	ST		ST
86 Hodgens, Cody	1/-	--	--	P	--	--	--	--	--	--	--		--
18 Holland, Jonathan	10/-	P	P	P	P	P	P	P	P	P	P		P
96 Iyke, Immanuel	3/-	P	--	P	P	--	--	--	--	--	--		--
76 Jenkins, Sterling	1/-	--	--	P	--	--	--	--	--	--	--		--
36 Johnson, Jan	4/-	P	--	P	--	--	P	--	--	--	--		P
84 Johnson, Juwan	10/10	ST	ST	ST	ST	ST	ST	ST	ST	ST	ST		ST
42 Jordan, Ellison	5/-	P	--	P	--	P	P	--	--	--	--		P
49 Joseph, Daniel	5/-	P	--	P	--	P	P	--	--	--	--		P
85 Lutz, Isaac	1/-	--	--	P	--	--	--	--	--	--	--		--
70 Mahon, Brendan	9/9	ST	ST	--	ST	ST	ST	ST	ST	ST	ST		ST
66 McGovern, Conner	10/10	ST	ST	ST	ST	ST	ST	ST	ST	ST	ST		ST
39 McPhearson, Josh	9/-	P	P	P	P	P	P	--	P	P	P		P
14 McPhearson, Zech	7/-	P	--	P	--	P	P	P	P	P	P		P
9 McSorley, Trace	10/10	ST	ST	ST	ST	ST	ST	ST	ST	ST	ST		ST
62 Menet, Michael	9/-	P	--	P	P	P	P	P	P	P	P		P
9 Miller, Jarvis	7/-	P	P	P	P	P	P	--	--	--	--		P
48 Miller, Shareef	10/10	ST	ST	ST	ST	ST	ST	ST	ST	ST	ST		ST
91 Monk, Ryan	2/-	P	--	P	--	--	--	--	--	--	--		--
23 Monroe, Ayron	8/-	--	P	P	P	P	P	--	P	P	P		P
59 Nelson, Andrew	3/1	--	P	P	ST	--	--	--	--	--	--		--
21 Oruwariye, Amani	8/-	P	P	--	--	P	P	P	P	P	P		P
89 Pancoast, Tom	10/-	P	P	P	P	P	P	P	P	P	P		P
92 Pasquariello, Danel	1/-	--	--	P	--	--	--	--	--	--	--		--
16 Petrishen, John	3/-	P	--	P	P	--	--	--	--	--	--		--
10 Polk, Brandon	10/-	P	P	P	P	P	P	P	P	P	P		P
6 Robinson, Andre	9/-	P	P	P	P	P	P	P	P	--	--		P
24 Sanders, Miles	9/1	P	P	P	P	P	P	P	--	P	ST		ST
4 Scott, Nick	10/-	P	P	P	P	P	P	P	P	P	P		P
55 Shelton, Antonio	6/-	P	P	P	--	P	P	--	--	--	--		P
82 Shoop, Tyler	1/-	--	--	P	--	--	--	--	--	--	--		--
79 Shuman, Charlie	1/-	--	--	P	--	--	--	--	--	--	--		--
15 Shuster, Mike	1/-	--	--	P	--	--	--	--	--	--	--		--
34 Simmons, Shane	10/-	P	P	P	P	P	P	P	P	P	P		P
64 Simpson, Zach	10/-	P	P	P	P	P	P	P	P	P	P		P
47 Smith, Brandon	10/1	P	P	P	P	P	P	P	P	P	ST		ST
25 Stevens, Tommy	6/-	P	P	P	--	--	P	P	--	--	--		P
17 Taylor, Garrett	10/-	P	P	P	P	P	P	P	P	P	P		P
20 Thomas, Jonathan	5/-	--	--	P	P	--	P	--	--	P	P		ST
3 Thompkins, DeAndre	10/8	ST	ST	ST	ST	P	P	ST	ST	ST	ST		ST
18 Toney, Shaka	10/-	P	P	P	P	P	P	P	P	P	P		P
96 Vasey, Kyle	10/-	P	P	P	P	P	P	P	P	P	P		P
51 Vranic, Jason	2/-	P	--	P	--	--	--	--	--	--	--		--
38 Wade, Lamont	9/-	P	P	P	P	P	--	P	P	P	P		P
54 Windsor, Robert	10/-	P	P	P	P	P	P	P	P	P	P		P
77 Wright, Chasz	9/6	ST	ST	ST	--	P	ST	P	P	ST	ST		ST

2017 RESULTS & STATISTICS

Date	PSU Rank	Opponent (Rank)	Score	Attendance	Big Ten	Overall
Sept. 2	6/6	AKRON	W, 52-0	101,684	--	1-0
Sept. 9	4/4	PITTSBURGH	W, 33-14	109,898	--	2-0
Sept. 16	5/5	GEORGIA STATE	W, 56-0	102,746	--	3-0
Sept. 23	4/4	at Iowa *	W, 21-19	66,205	1-0	4-0
Sept. 30	4/4	INDIANA *	W, 45-14	107,542	2-0	5-0
Oct. 7	4/4	at Northwestern *	W, 31-7	41,061	3-0	6-0
Oct. 21	2/2	MICHIGAN * (19/15)	W, 42-13	110,823	4-0	7-0
Oct. 28	2/2	at Ohio State * (6/6)	L, 38-39	109,302	4-1	7-1
Nov. 4	7/7/7	at Michigan State * (24/24/24)	L, 24-27	71,605	4-2	7-2
Nov. 11	16/13/14	RUTGERS *	W, 35-6	107,531	5-2	8-2
Nov. 18		NEBRASKA *				
Nov. 25		at Maryland *				

(* Big Ten Conference game; Rankings - AP/Coaches/CFP)

TEAM STATISTICS	Penn State	Opponent
SCORING	377	139
Points Per Game	37.7	13.9
Points Off Turnovers	94	20
FIRST DOWNS	211	180
Rushing	71	75
Passing	124	91
Penalty	16	14
RUSHING YARDAGE	1460	1239
Yards Gained Rushing	1779	1520
Yards Lost Rushing	319	281
Rushing Attempts	330	372
Average Per Rush	4.4	3.3
Average Per Game	146.0	123.9
TDs Rushing	23	8
PASSING YARDAGE	2836	1944
Comp-Att-Int	218-338-8	196-342-10
Average Per Pass	8.4	5.7
Average Per Catch	13.0	9.9
Average Per Game	283.6	194.4
TDs Passing	23	9
TOTAL OFFENSE	4296	3183
Total Plays	668	714
Average Per Play	6.4	4.5
Average Per Game	429.6	318.3
KICK RETURNS: #-YARDS	20-523	35-730
PUNT RETURNS: #-YARDS	20-282	14-60
INT RETURNS: #-YARDS	10-114	8-88
KICK RETURN AVERAGE	26.1	20.9
PUNT RETURN AVERAGE	14.1	4.3
INT RETURN AVERAGE	11.4	11.0
FUMBLES-LOST	5-1	15-12
PENALTIES-YARDS	45-421	59-549
Average Per Game	42.1	54.9
PUNTS-YARDS	44-1864	67-2648
Average Per Punt	42.4	39.5
Net Punt Average	39.6	34.7
KICKOFFS-YARDS	67-4208	34-1991
Average Per Kick	62.8	58.6
Net Kick Average	41.8	35.1
TIME OF POSSESSION/GAME	29:05	30:55
3RD-DOWN CONVERSIONS	50/125	59/164
3rd-Down Pct	40%	36%
4TH-DOWN CONVERSIONS	6/12	10/20
4th-Down Pct	50%	50%
SACKS BY-YARDS	29-185	25-148
MISC YARDS	-8	-2
TOUCHDOWNS SCORED	50	17
FIELD GOALS-ATTEMPTS	8-15	8-10
ON-SIDE KICKS	0-0	1-2
RED ZONE SCORES	(35-40) 88%	(20-25) 80%
RED ZONE TOUCHDOWNS	(29-40) 73%	(12-25) 48%
PAT-ATTEMPTS	(49-49) 100%	(11-12) 92%
ATTENDANCE	640224 (106,704)	288173 (72,043)

SCORE BY QUARTERS	1	2	3	4	Total	Average
Penn State	118	86	103	70	377	37.7
Opponents	13	61	13	52	139	13.9

PASSING	G	Rating	C-A-I	Pct.	Yards	TD	LP	Avg./G
McSorley, Trace	10	152.44	206-317-8	65.0	2,666	21	85	266.6
Stevens, Tommy	6	134.61	9-17-0	52.9	126	1	35	21.0
Fessler, Billy	9	83.60	1-2-0	50.0	8	--	8	0.9
Barkley, Saquon	10	416.20	2-2-0	100.0	36	1	20	3.6
Total	10	152.70	218-338-8	64.5	2,836	23	85	283.6
Opponents	10	107.89	196-342-10	57.3	1,944	9	70	194.4

Statistician's Note

Passing rating formula: [(8.4 x yards) + (330 x touchdowns) - (200 x interceptions) + (100 x completions)] / attempts.

RUSHING	G	Att.	Gain	Loss	Net	Avg./Att.	TD	LG	Avg./G
Barkley, Saquon	10	166	1,013	114	899	5.4	11	80	89.9
McSorley, Trace	10	116	503	154	349	3.0	9	36	34.9
Sanders, Miles	9	14	113	7	106	7.6	1	29	11.8
Robinson, Andre	9	9	62	7	55	6.1	1	41	6.1
Stevens, Tommy	6	10	64	18	46	4.6	1	20	7.7
Allen, Mark	4	5	18	--	18	3.6	--	8	4.5
Eury, Nick	1	1	4	--	4	4.0	--	4	4.0
Hamilton, DaeSean	10	1	2	--	2	2.0	--	2	0.2
TEAM	8	8	--	19	(-19)	(-2.4)	--	--	(-2.4)
Total	10	330	1,779	319	1,460	4.4	23	80	146.0
Opponents	10	372	1,520	281	1,239	3.3	8	35	123.9

RECEIVING	G	No.	Yards	Avg./Rec.	TD	LG	Avg./G
Gesicki, Mike	10	42	419	10.0	5	35	41.9
Barkley, Saquon	10	40	524	13.1	3	85	52.4
Hamilton, DaeSean	10	39	646	16.6	7	36	64.6
Johnson, Juwan	10	37	467	12.6	1	33	46.7
Thompkins, DeAndre	10	22	341	15.5	2	70	34.1
Blacknall, Saeed	10	14	228	16.3	2	38	22.8
Polk, Brandon	10	8	117	14.6	1	23	11.7
Stevens, Tommy	6	6	35	5.8	2	10	5.8
Sanders, Miles	9	3	17	5.7	--	7	1.9
Holland, Jonathan	10	3	16	5.3	--	8	1.6
Pancoast, Tom	10	2	17	8.5	--	12	1.7
Robinson, Andre	9	1	5	5.0	--	5	0.6
Charles, Irvin	10	1	4	4.0	--	4	0.4
Total	10	218	2,836	13.0	23	85	283.6
Opponents	10	196	1,944	9.9	9	70	194.4

TOTAL OFFENSE	G	Plays	Rushing	Passing	Total	Avg./G
McSorley, Trace	10	433	349	2666	3015	301.5
Barkley, Saquon	10	168	899	36	935	93.5
Stevens, Tommy	6	27	46	126	172	28.7
Sanders, Miles	9	14	106	--	106	11.8
Robinson, Andre	9	9	55	--	55	6.1
Allen, Mark	4	5	18	--	18	4.5
Fessler, Billy	9	2	--	8	8	0.9
Eury, Nick	1	1	4	--	4	4.0
Hamilton, DaeSean	10	1	2	--	2	0.2
TEAM	8	8	(-19)	--	(-19)	(-2.4)
Total	10	668	1,460	2,836	4,296	429.6
Opponents	10	714	1,239	1,944	3,183	318.3

KICKOFF RETURNS	No.	Yards	Avg./Ret.	TD	LG
Barkley, Saquon	14	423	30.2	2	98
Farmer, Koa	2	70	35.0	--	59
Holland, Jonathan	2	9	4.5	--	5
Sanders, Miles	1	20	20.0	--	20
Johnson, Juwan	1	1	1.0	--	1
Total	20	523	26.1	2	98
Opponents	35	730	20.9	--	43

PUNT RETURNS	No.	Yards	Avg./Ret.	TD	LG
Thompkins, DeAndre	18	269	14.9	1	61
Apke, Troy	1	3	3.0	--	3
Allen, Mark	1	10	10.0	--	10
Total	20	282	14.1	1	61
Opponents	14	60	4.3	--	16



ALL-PURPOSE YARDAGE	G	Rushing	Receiving	Punt Returns	KO Returns	Int. Returns	Total	Avg./G
Barkley, Saquon	10	899	524	--	423	--	1846	184.6
Hamilton, DaeSean	10	2	646	--	--	--	648	64.8
Thompkins, DeAndre	10	--	341	269	--	--	610	61.0
Johnson, Juwan	10	--	467	--	1	--	468	46.8
Gesicki, Mike	10	--	419	--	--	--	419	41.9
McSorley, Trace	10	349	--	--	--	--	349	34.9
Blacknall, Saeed	10	--	228	--	--	--	228	22.8
Sanders, Miles	9	106	17	--	20	--	143	15.9
Polk, Brandon	10	--	117	--	--	--	117	11.7
Stevens, Tommy	6	46	35	--	--	--	81	13.5
Farmer, Koa	10	--	--	--	70	--	70	7.0
Robinson, Andre	9	55	5	--	--	--	60	6.7
Allen, Marcus	10	--	--	--	--	50	50	5.0
Haley, Grant	10	--	--	--	--	46	46	4.6
Allen, Mark	4	18	--	10	--	--	28	7.0
Holland, Jonathan	10	--	16	--	9	--	25	2.5
Oruwariye, Amani	8	--	--	--	--	17	17	2.1
Pancoast, Tom	10	--	17	--	--	--	17	1.7
Eury, Nick	1	4	--	--	--	--	4	4.0
Charles, Irvin	10	--	4	--	--	--	4	0.4
Apke, Troy	10	--	--	3	--	1	4	0.4
TEAM	8	(-19)	--	--	--	--	(-19)	(-2.4)
Total	10	1,460	2,836	282	523	114	5,215	521.5
Opponents	10	1,239	1,944	60	730	88	4,061	406.1

..... Points After Touchdown

SCORING	TD	FG	Kick	Rush	Rec.	Pass	DXP	Saf	Points
Barkley, Saquon	16	--	--	--	--	--	--	--	96
Davis, Tyler	--	8-15	49-49	--	--	--	--	--	73
McSorley, Trace	9	--	--	--	--	--	--	--	54
Hamilton, DaeSean	7	--	--	--	--	--	--	--	42
Gesicki, Mike	5	--	--	--	--	--	--	--	30
Stevens, Tommy	3	--	--	--	--	--	--	--	18
Thompkins, DeAndre	3	--	--	--	--	--	--	--	18
Blacknall, Saeed	2	--	--	--	--	--	--	--	12
Robinson, Andre	1	--	--	--	--	--	--	--	6
Polk, Brandon	1	--	--	--	--	--	--	--	6
Johnson, Juwan	1	--	--	--	--	--	--	--	6
Sanders, Miles	1	--	--	--	--	--	--	--	6
Scott, Nick	1	--	--	--	--	--	--	--	6
Miller, Shareef	--	--	--	--	--	--	--	1	2
Allen, Marcus	--	--	--	--	--	--	--	1	2
TEAM	--	--	--	0-1	--	--	--	--	--
Total	50	8-15	49-49	0-1	--	--	--	2	377
Opponents	17	8-10	11-12	0-2	1	1-3	--	--	139

PUNTING	No.	Yards	Average	LG	TB	FC	I-20	50+	Blk.
Gillikin, Blake	42	1819	43.3	57	3	14	22	11	1
Pasquariello, Daniel	1	45	45.0	45	--	--	1	--	--
TEAM	1	--	--	--	--	--	--	--	--
Total	44	1,864	42.4	57	3	14	23	11	1
Opponents	67	2,648	39.5	54	2	18	12	8	--

FIELD GOALS	FG	Pct.	1-19	20-29	30-39	40-49	50+	LG	Blk.
Davis, Tyler	8-15	53.3	1-1	5-6	0-4	2-4	--	47	2

Progression [Makes in (##)]: 39, (47) | (24) | 39 | (19), 41, (21), 31 | 21, (45), 42 | (21), 35 | -- | (24) | (26) | --

KICKOFFS	No.	Yards	Average	TB	OB
Davis, Tyler	62	3904	63.0	27	3
Barbir, Alex	5	304	60.8	--	2
Total	67	4,208	62.8	27	5
Opponents	34	1,991	58.6	11	1

INTERCEPTIONS	No.	Yards	Average	TD	LG
Oruwariye, Amani	4	17	4.2	--	17
Haley, Grant	2	46	23.0	--	42
Castro-Fields, Tariq	1	--	--	--	--
Campbell, Christian	1	--	--	--	--
Allen, Marcus	1	50	50.0	--	50
Apke, Troy	1	1	1.0	--	1
Total	10	114	11.4	--	50
Opponents	8	88	11.0	--	33

FUMBLE RETURNS	No.	Yards	Average	TD	LG
Cabinda, Jason	1	4	4.0	--	4
Scott, Nick	1	13	13.0	1	13
Farmer, Koa	1	26	26.0	--	26
Total	3	43	14.3	1	26
Opponents	--	--	--	--	--

DEFENSE	G-GS	Solo	Assist	Total	TFL-Yards	Sacks-Yards	Int.-Yards	PBU	QBH	FR-Yards	FF	Blk	Safety
40 Cabinda, Jason	10-10	26	48	74	5.0-21	1.5-13	--	1	1	1-4	1	--	--
2 Allen, Marcus	10-10	36	23	59	4.0-12	1.0-4	1-50	3	1	--	2	--	1
43 Bowen, Manny	9-9	22	29	51	3.5-19	1.5-15	--	1	4	--	1	--	--
28 Apke, Troy	10-10	32	14	46	2.0-13	--	1-1	3	2	--	--	1	--
7 Farmer, Koa	10-10	17	27	44	5.5-15	1.0-4	--	1	3	1-26	--	--	--
47 Smith, Brandon	10-1	12	25	37	2.0-3	--	--	--	--	--	--	--	--
1 Campbell, Christian	10-10	20	13	33	2.0-5	1.0-3	1-0	10	--	--	2	--	--
15 Haley, Grant	10-10	20	10	30	2.0-16	1.0-9	2-46	9	1	1-0	--	--	--
48 Miller, Shareef	10-10	17	12	29	8.0-35	3.5-21	--	--	8	1-0	--	--	1
4 Scott, Nick	10-0	13	15	28	1.5-2	--	--	--	--	1-13	--	--	--
41 Cothren, Parker	10-10	8	15	23	1.5-9	1.0-8	--	--	2	1-0	--	--	--
6 Brown, Cam	9-0	11	12	23	1.0-4	--	--	1	4	--	--	--	--
38 Wade, Lamont	9-0	11	10	21	--	--	--	2	--	--	1	--	--
21 Oruwariye, Amani	8-0	14	7	21	--	--	4-17	8	--	--	--	--	--
18 Toney, Shaka	10-0	7	11	18	6.5-39	4.0-31	--	--	--	--	2	--	--
97 Buchholz, Ryan	8-5	6	11	17	2.5-14	2.0-13	--	--	3	1-0	1	--	--
52 Cothran, Curtis	10-10	6	10	16	4.0-24	3.5-23	--	--	--	--	--	--	--
54 Windsor, Robert	10-0	5	11	16	1.5-10	1.0-9	--	--	1	2-0	1	--	--
56 Chavis, Tyrell	10-0	4	11	15	4.5-14	1.0-6	--	2	3	--	--	--	--
99 Gross-Matos, Yetur	10-0	4	11	15	1.0-6	0.5-5	--	--	3	1-0	--	--	--
23 Monroe, Ayron	8-0	6	8	14	1.5-5	0.5-2	--	1	--	--	--	--	--
30 Givens, Kevin	10-2	5	9	14	1.5-8	1.0-7	--	2	--	1-0	--	--	--
34 Simmons, Shane	10-0	6	7	13	3.5-10	1.0-1	--	--	1	--	--	--	--
33 Cooper, Jake	5-0	3	6	9	--	--	--	--	--	--	--	--	--
36 Johnson, Jan	4-0	4	5	9	--	--	--	--	--	--	--	--	--
9 Miller, Jarvis	7-0	5	3	8	1.0-1	1.0-1	--	1	--	--	--	--	--
19 Brown, Torrence	3-3	--	8	8	1.0-1	--	--	1	--	--	--	--	--
39 McPhearson, Josh	9-0	3	4	7	--	--	--	--	--	--	--	--	--
11 Charles, Irvin	10-0	5	2	7	--	--	--	--	--	--	1	--	--
42 Jordan, Ellison	5-0	1	6	7	--	--	--	1	--	--	--	--	--
49 Joseph, Daniel	3-0	3	4	7	2.0-7	1.0-6	--	--	--	--	1	--	--
55 Shelton, Antonio	6-0	1	5	6	2.5-7	1.0-4	--	--	--	--	--	--	--
17 Taylor, Garrett	10-0	4	2	6	--	--	--	1	--	1-0	--	--	--
14 McPhearson, Zech	7-0	4	--	4	--	--	--	1	--	--	--	--	--
95 Davis, Tyler	10-0	3	1	4	--	--	--	--	--	--	--	--	--
13 Blacknall, Saeed	10-2	2	1	3	--	--	--	--	--	--	--	--	--
16 Petrishen, John	3-0	2	1	3	1.0-2	--	--	--	--	--	--	--	--
20 Thomas, Johnathan	5-0	1	2	3	--	--	--	--	--	--	--	--	--
96 lyke, Immanuel	3-0	1	1	2	1.0-7	--	--	--	--	--	--	--	--
5 Castro-Fields, Tariq	9-0	1	1	2	--	--	1-0	3	--	--	--	--	--
51 Vranic, Jason	2-0	1	--	1	--	--	--	--	--	--	--	--	--
12 Davis, Desi	1-0	1	--	1	--	--	--	--	--	--	--	--	--
39 Di Leo, Frank	1-0	--	1	1	--	--	--	--	--	--	--	--	--
91 Monk, Ryan	2-0	--	1	1	--	--	--	--	--	--	--	--	--
46 Castagna, Colin	10-0	--	1	1	--	--	--	--	--	--	--	--	--
9 McSorley, Trace	10-10	1	--	1	--	--	--	--	--	--	--	--	--
88 Gesicki, Mike	10-10	1	--	1	--	--	--	--	--	--	--	--	--
5 Hamilton, DaeSean	10-10	1	--	1	--	--	--	--	--	--	--	--	--
26 Barkley, Saquon	10-9	1	--	1	--	--	--	--	--	--	--	--	--
Total	10	357	404	761	73-309	29-185	10-114	52	37	12-43	13	1	2
Opponents	10	392	222	614	82.0-325	25-148	8-88	28	24	1-0	4	3	--

BARCKLEY DOES IT ALL

- From running to pass catching to returning, **Saquon Barkley** is second in the nation with 184.6 all-purpose yards per game this season. San Diego State's Rashaad Penny is just ahead averaging 203.3 yards per game.
- Barkley was named as a midseason All-American by multiple publications and Maxwell Award semifinalist.
- Barkley is also the career active FBS leader in all-purpose yards per game, averaging 144.3.
- Barkley ranks 10th in FBS and second in the Big Ten averaging 142.3 yards from scrimmage per game.
- Barkley currently leads Penn State in rushing yards per game (89.9) and is second in receiving yards per game (52.4). Both figures rank in the Top 10 of the Big Ten third and 10th, respectively.
- His 16 total touchdowns are tops in the Big Ten and rank tied for sixth in FBS.
- Against Michigan State, Barkley completed his second career pass, this one for a career-long 20 yards to **Mike Gesicki**. Barkley is the first Penn State running back to have two completed passes in a season since **Nick Scott** (2-2, 49 yards) in 2015.
- Barkley's 20-yard completion was the longest by a Penn State running back since Eric McCoo threw a 63-yard touchdown pass against Illinois in 2001.
- With a 97-yard kickoff return to open the Ohio State game, Barkley is one of nine FBS players with two or more kickoff returns for touchdowns.
- Barkley accomplished multiple firsts against Indiana, completing a pass to **DaeSean Hamilton** that went for a touchdown and returning his first kickoff for a touchdown.
- Barkley is the first player in the last 20 years with 50 rushing yards, 50 receiving yards, a passing touchdown and kickoff return for a touchdown in a game.
- Barkley is the first Big Ten player and sixth FBS player since 1996 with a kickoff return for a touchdown and a passing touchdown in the same game.
- Barkley is the seventh FBS player in the last five years and 20th since 2000 with a rushing touchdown, receiving touchdown, passing touchdown and kickoff return touchdown in the same season.
- Barkley's first-career passing touchdown was the first for Penn State running back since Nick Scott threw a scoring pass against Illinois during the 2015 campaign.
- Barkley is the ninth different non-QB to throw a TD pass for Penn State and it is the 10th time that it has happened since 1967.
- Barkley broke the Penn State record for all-purpose yards in a game with 358 yards (211 rush, 94 receiving, 53 return) at Iowa. He broke the mark previously held by Curt Warner (341; at Syracuse in 1981), and the figure also ranks 10th all-time in Big Ten history.
- Barkley's 211 rushing yards at Iowa were a career high, besting the mark set at Purdue (207) in 2016.
- According to *ESPN Stats & Info*, Barkley's average of 213.3 scrimmage yards in the first four games was the most by a Big Ten player in the first four games over last 10 seasons. No one has topped 200 yards average in the last 10 years.
- Barkley recorded 226 all-purpose yards (47 rushing, 142 receiving, 37 return) against Georgia State. His 142 receiving yards were a career high, surpassing his previous mark of 77 set last season at Michigan.

See Season Honors on Page 11

GESICKI A MACKAY AWARD SEMIFINALIST

- TE **Mike Gesicki** is one of eight semifinalists for the John Mackey Award, which is awarded to the nation's most outstanding collegiate tight end.
- The award is named after NFL Hall of Fame member John Mackey, who is considered to be the best to have played the tight end position.
- Gesicki, who was named a midseason All-American by *Sports Illustrated*, has caught a pass in 24-straight games. He has been highly productive this season with 22 of his 42 catches this season going to first downs or touchdowns. Gesicki ranks tied for eighth in the Big Ten in receptions per game with 4.2.

BARCKLEY IN THE RECORD BOOKS

- Running back **Saquon Barkley** has placed his name all over the Penn State record books.
- Barkley became Penn State's career all-purpose yards leader against Rutgers. His 5,055 career yards broke the previous mark of 5,045 yards set by Larry Johnson (1999-2002).
- Barkley tied the Penn State running back record for career receptions of 88 (Tony Hunt, 2003-06) with one against Rutgers. He ranks in a tie for 20th in career receptions at Penn State overall.
- With 1,846 all-purpose yards for the season, Barkley owns the third-best mark at Penn State. He passed O.J. McDuffie (1,831; 1992) and Blair Thomas (1,772; 1987) against Rutgers and trails his own mark of 1,972 yards from last year for second place.
- Barkley is in second place on Penn State's career rushing list with 3,471 yards. He is only pursuing record holder Evan Royster (3,932; 2007-10).
- His career rushing total is the most by a Penn State player in his first three seasons. The previous high was Curtis Enis with 3,256 yards.
- With 1,087 career receiving yards, Barkley is in 25th place on Penn State's all-time list and the running back record holder.
- Barkley has 524 receiving yards this season, which betters his own single season receiving yardage record for a running back at Penn State. Last season, he had 402 receiving yards in 14 games.
- Barkley recorded his 13th career 100-yard game with 108 rushing yards against Michigan. He is tied for eighth in Penn State history for 100-yard games with John Cappelletti.
- Barkley had two rushing touchdowns against Rutgers, giving him 36 rushing touchdowns for his career, which moves him into a tie for second place at Penn State with Curtis Enis. He trails Lydell Mitchell, who had 38 rushing touchdowns in his career for the top mark at Penn State.
- Barkley's 16 touchdowns this season move him into sole possession of eighth place at Penn State. He trails John Cappelletti's 17 touchdowns in 1973 for seventh place.
- With 12 points scored against Rutgers, Barkley moved into a tie for third in program history in career scoring (276 points) with Brett Conway (1993-96).
- Barkley owns the most points by a Penn State player who was not a place kicker. The previous high was Lydell Mitchell, who had 246 points on 41 touchdowns (1969-71). That record stood for 46 years.
- Barkley has scored 96 points this season, which is tied for 16th on the Nittany Lion single-season chart with Kevin Kelly (2010).
- Barkley is one of just eight Nittany Lions to post multiple 200-yard rushing games and ranks in a tie for second with John Cappelletti. He trails Larry Johnson (4) for the career record.

See Record Watch on Pages 27-30

200 CLUB

- **Saquon Barkley** is one of 17 active FBS players with multiple career 200-yard rushing games.
- Barkley is one of eight active FBS players with at least three career 200-yard rushing games.
- Two of Barkley's previous 200-yard rushing efforts were in 2016 (202 yds. vs. Maryland; 207 yds. at Purdue), and his most recent was this season at Iowa when he rushed for 211 yards.
- Barkley's 211 rushing yard effort ranks tied for 15th in Penn State history with Lydell Mitchell (at Iowa; 1971), Curtis Enis (vs. Ohio State; 1997) and Eric McCoo (vs. Ohio State; 1999).
- With three career 200-yard rushing games, Barkley is tied with John Cappelletti for second place in Penn State history. He trails Larry Johnson (4) for the career record.

CLASSROOM SUCCESS

ACADEMIC ALL-DISTRICT

- Senior linebacker **Brandon Smith** and sophomore punter **Blake Gillikin** were named CoSIDA Academic All-District for their accomplishments in the classroom and on the field. Smith collects all-district accolades for the second-straight season.
- Smith, who graduated in December 2016 with his degree in kinesiology, owns a 3.81 GPA as he pursues a second degree in health policy and administration. He was named to the Allstate AFCA Good Works Team and was a semifinalist for the William V. Campbell Trophy this season. He is a seven-time Dean's List honoree, was Academic All-Big Ten in 2016 and posted a perfect 4.0 GPA in the 2017 spring semester.
- Gillikin has a perfect 4.0 cumulative GPA in the Schreyer Honors College as a kinesiology major. He received the President's Award for freshmen last year.

DEGREES ON THE WALL

- Eight Penn State student-athletes enter the 2017 season having earned their undergraduate degrees: **Mark Allen** (criminology), **Curtis Cothran** (criminology), **Parker Cothren** (recreation, parks and tourism management), **Cody Hodgens** (exercise science at Florida International), **DaeSean Hamilton** (advertising and public relations), **Andrew Nelson** (kinesiology), **Daniel Pasquariello** (economics) and **Brandon Smith** (kinesiology).
- Penn State is one of 38 schools to have eight or more graduates on the roster this season.

Team	Grads
Northwestern	18
Cincinnati, Coastal Carolina, East Carolina	14
Toledo	13
TCU, Alabama, Oregon, Virginia	12
Georgia State, Kansas State, Maryland, UCF, USF	11
Kent State, Nevada, New Mexico, South Alabama, Texas Tech, West Virginia	10
Houston, Iowa State, Pittsburgh, Purdue, Rutgers, Temple	9
PENN STATE , Auburn, Clemson, Iowa, Kentucky, NC State, Northern Illinois, Ole Miss, SMU, Syracuse, UAB, Western Kentucky	8

CONTINUING ACADEMIC TRADITION

- The Penn State football team continued to excel in the classroom during the 2016 fall semester with 51 squad members earning at least a 3.0 grade-point average.
- The fall effort marks the seventh time in the last eight semesters (including summer sessions) the Nittany Lions have had more than 50 student-athletes with a 3.0 GPA or better.
- The Lions have had 50 or more student-athletes with a 3.0 GPA or higher in each of the last three fall semesters.
- A total of 19 Nittany Lions posted a 3.5 GPA or higher in the fall semester, with 15 earning Dean's List recognition for having 3.5 GPA or higher with 12 credits earned in undergraduate work.
- Overall, 48 football student-athletes own a 3.0 cumulative GPA or higher after the fall semester, with 16 posting a 3.5 cumulative GPA or higher.
- The 2016-17 academic year also saw true freshman punter **Blake Gillikin** and graduate student **Cody Hodgens** posted perfect 4.0 GPAs in both the fall and the spring semesters.
- In addition to Gillikin and Hodgens, Brandon Smith and **Jake Zembiec** earned perfect 4.0 GPAs in the spring semester.
- Additionally, 19 Nittany Lions earned Academic All-Big Ten recognition last fall.
- Three Nittany Lions earned Big Ten Distinguished Scholar accolades for 2016-17: Gordon Bentley, Brandon Smith and Tyler Yazujian.
- The Nittany Lion freshmen were impressive in the fall semester with 15 posting a 3.0 or higher.

