

PENN STATE NITTANY LIONS

2017 LACROSSE GAME NOTES

GM 2: PENN STATE AT HOBART | FEB. 11 | 2 P.M. | PINNACLE ATHLETIC CAMPUS | VICTOR, N.Y.

Men's Lacrosse Contact: Steven Sommer | Phone: (814) 321-6478 | E-mail: sfs34@psu.edu

STAT COMPARISON

PENN STATE (NATL./CONF.)	CATEGORY	HOBART* (NATL./CONF.)
15.00 (3/1)	Scoring Offense	9.24 (44/5)
26.00 (2/1)	Points/Game	13.41 (51/5)
.385 (3/1)	Shooting Percentage	.257 (53/5)
11.00 (1/1)	Assists/Game	4.18 (57/6)
.333 (9/1)	Man-Up Offense	.295 (50/3)
32.00 (3/1)	Ground Balls/Game	26.00 (48/5)
8.00 (3/1)	Caused Turnovers/Game	6.12 (47/5)
.700 (5/1)	Faceoff Win Percentage	.551 (17/2) <small>*based on 2016</small>

PROBABLE STARTERS

ATTACK	GP-GS	G	A	PTS	NOTES
#1 Grant Ament	1-1	1	5	6	Five assists tie for nation's best in a single game
#3 Mac O'Keefe	1-1	7	0	7	Seven goals vs. Robert Morris most in game since 1983
#10 Nick Aponte	1-1	1	2	3	On 34-game point streak, preseason AA HM
MIDFIELD	GP-GS	G	A	PTS	NOTES
#5 Kevin Hill	1-1	0	2	2	Led Penn State in man-up goals in 2016 (6)
#8 Matt Florence	1-1	0	1	1	Fourth in points (24) in 2016, transferred to PSU in 2015 from Virginia, member of 2012 USA U19 team
#39 Mike Sutton	1-1	4	0	4	Logged team-high 16th career multi-goal game vs. RMU
DEFENSE	GP-GS	G	GB	CT	NOTES
#2 TJ Connellan	1-1	0	0	0	Invited to the Under Armour All-America classic (2015)
#26 Chris Sabia	1-1	0	3	2	Led team in GB's, CT's vs. Robert Morris
#45 Peter Triolo	1-1	0	1	1	Lone senior defender, Tambroni cites his high lacrosse IQ
GOAL	GP-GS	MIN	GA	SAVE	NOTES
#19 Will Schreiner	1-1	21:15	6	3	Started every game of 2016, 15 saves vs. OSU
#34 Colby Kneese	1-0	38:45	5	8	Earned first win of career vs. RMU with 8ight saves
FACE-OFF	GP-GS	GB	F/O	PCT.	NOTES
#40 Gerard Arceri	0-1	13	21-30	.700	Won 21 faceoffs, most since Mar. 10, 2014
#9 Nick McEvoy	0-1	1	0-0	-	Helped HS team to No. 3 national ranking
#38 Drake Kreinz	0-1	0	0-0	-	Fourth in the B1G & 22nd nationally in F/O pct. in 2015
#44 Billy Lombardi	-	-	-	-	Finished 2016 with a team-best 104 face-off wins

SATURDAY STORYLINES



O'KEEFE ON FIRE IN COLLEGE DEBUT

- Freshman attackman **Mac O'Keefe** was unstoppable in his first game, scoring seven goals against Robert Morris.
- O'Keefe's seven goals were tied for fourth most ever in a single PSU game. It was the first time since 1983 that a Penn State player scored seven or more goals, and his scoring output was best among any single player in NCAA D I last weekend.



HELPING HAND

- Penn State dished out 11 assists against the Colonials, ranking atop Division I with Bucknell
- The Nittany Lions finished the 2016 season averaging 7.20 assists per game, ranking third in the Big Ten conference.



TAMBRONI ONE WIN FROM 50

- Coming into Penn State's game against Hobart, Penn State head coach **Jeff Tambroni** will look to earn his 50th win with the Nittany Lions.
- Entering the 2016 season, Tambroni ranked ninth in win percentage among active head coaches in Division I with a .662 win percentage.

GAME 2



1-0	Record	0-0
15/16	Ranking	RV/NR
W1	Streak	L1
W, 15-11 vs. Robert Morris	Last Game	L, 18-5 vs. Towson
Jeff Tambroni	Head Coach	Greg Raymond
158-80	Career Record	22-24
49-40	School Record	22-24

GAME DETAILS

Date | Faceoff: February 11 | 2 p.m.
Location: Victor, N.Y.
Facility: Pinnacle Athletic Campus

Television: None
Radio: <http://gopsu.info/MLAXHobartRadio>
Live Video: <http://gopsu.info/MLAXHobartVideo>
Live Stats: <http://gopsu.info/MLAXHobartStats>

SERIES HISTORY

Overall: 24-34-1
At Home: 18-12
On The Road: 6-22-1
Streak: Penn State, W2
First Meeting: 1914 (L, 10-3)
Tambroni vs. Hobart: 11-1


2017 SCHEDULE

1-0 Overall | 0-0 Big Ten
1-0 Home • 0-0 Away • 0-0 Neutral

Date	Opponent (Rank)	Time (Network)/Result
1.21	NAVY^ (10/9)	-
1.28	ARMY WEST POINT^ (RV/RV)	-
2.4	ROBERT MORRIS	W, 15-11
2.11	at Hobart (RV/NR)	2 p.m.
2.18	CORNELL	12 p.m.
2.25	at Villanova	11 a.m.
3.4	PENN	12 p.m.
3.7	FURMAN	12 p.m.
3.11	at Harvard	12 p.m.
3.17	FAIRFIELD	4 p.m. (ESPNU)
3.25	CLEVELAND STATE	12 p.m.
4.2	OHIO STATE*	7 p.m.
4.8	at Maryland*	1 p.m.
4.15	at Johns Hopkins*	2 p.m. (ESPNU)
4.23	RUTGERS*	7 p.m.
4.29	at Michigan*	1 p.m.
5.4-6	Big Ten Tournament	TBA
5.13-14	NCAA First Round	TBA
5.20-21	NCAA Quarterfinals	TBA
5.27	NCAA Semifinals	TBA
5.29	NCAA Championships	TBA

ALL CAPS - denotes home game
^ - denotes exhibition game | * - denotes Big Ten game
Rankings - USILA Coaches Poll/Maverick Media Poll

PLAYER TO WATCH



**GERARD
ARCERI**

#40

FRESHMAN | MIDFIELD | 6-0 | 188 |
ST. JAMES, N.Y.

Arceri was dominant at the "x" in his college debut, winning 70 percent of the game's faceoffs, going 21-of-30. He is the first Penn State player to win 21 faceoffs since Drake Kreinz on Mar. 10, 2014 against Denver. Additionally, Arceri opened the Robert Morris game by winning the faceoff, getting the ground ball, and scoring within the first nine seconds.

SOCIAL



@PENNSTATEMLAX



@PENNSTATEMENSLACROSSE

PENN STATE NUMERICAL ROSTER

No.	NAME	CL.	Pos.	Ht.	Wt.	HOMETOWN/HIGH SCHOOL
1	Grant Ament	SO	A	5-9	165	Doylestown, Pa./The Haverford School
2	TJ Connellan	FR	D	6-1	180	Cazenovia, N.Y./Cazenovia
3	Mac O'Keefe	FR	A	6-0	180	Syosset, N.Y./Syosset
4	Chris Isenberg	JR	M	6-1	170	Glen Mills, Pa./Malvern Prep
5	Kevin Hill	SO	M	5-10	175	Webster, N.Y./Webster Thomas
6	Ryan Keenan	JR	M	5-9	165	Smithtown, N.Y./Smithtown West
7	Tanner Peck	JR	M	6-1	210	Lincoln University, Pa./Avon Grove
8	Matt Florence	R-SR	M	5-11	175	Greenwood Village, Colo./Kent Denver School
9	Nick McEvoy	FR	M	5-10	177	Washington, D.C./Gonzaga College HS
10	Nick Aponte	SR	A	6-0	175	West Islip, N.Y./West Islip
11	Matt Donnelly	SO	M	5-7	165	Sewell, N.J./Clearview Regional
12	Tyler Butler	JR	D	5-9	205	Doylestown, Pa./Central Bucks East
13	Nick Spillane	SO	M	5-10	165	Franklin Square, N.Y./Carey
14	Dylan Foulds	R-FR	A	6-0	180	Port Coquitlam, British Columbia/Terry Fox Secondary
15	Robby Black	SO	M	6-4	190	Lutherville, Md./McDonogh School
16	Matt Sexton	R-SR	M	5-11	178	Niskayuna, N.Y./Niskayuna
17	Mike Aronow	JR	D	5-11	180	Holbrook, N.Y./Sachem North
19	Will Schreiner	JR	G	6-1	210	Kemblesville, Pa./Avon Grove
20	Hunter Pearl	JR	G/D	5-11	195	Reisterstown, Md./St. Paul's
22	Brian Prestreau	SR	M	6-0	168	Yorktown Heights, N.Y./Yorktown
23	Tommy Wright	SO	D	6-0	185	Garden City, N.Y./Garden City
24	Tyler Chambers	SR	M	5-9	190	Media, Pa./Episcopal Academy
25	Chris Sabia	SO	D	6-2	185	Harleysville, Pa./The Haverford School
26	Matthew Fisher	FR	M	5-10	180	Alexandria, Va./St. Stephen's & St. Agnes
27	Barrett Sutley	FR	M	6-2	197	Owings Mills, Md./McDonogh School
28	Jack Rusbuldt	FR	G	5-10	165	Richmond, Va./Collegiate School
29	Conor Smith	FR	A	6-1	170	Long Island, N.Y./West Islip
31	Kevin Fox	SO	D	5-9	170	Annapolis, Md./St. Mary's
32	Dean Lamela	SO	D	6-2	205	Brick, N.J./The Lawrenceville School
33	Tripp Traynor	JR	M	5-11	170	Downingtown, Pa./Malvern Prep
34	Colby Kneese	FR	G	5-10	173	Dallas, Texas/Highland Park
35	Dan Craig	SR	M	6-1	178	Shelburne, Ontario/Centre Dufferin
36	Brandon Stern	SO	M	5-11	175	Cherry Hill, N.J./Cherry Hill East
37	Mitch Schaefer	FR	M	5-11	160	Canandaigua, N.Y./Canandaigua Academy
38	Drake Kreinz	R-SR	M	6-0	194	Delafield, Wis./The Portsmouth Abbey School (R.I.)
39	Mike Sutton	SR	M	5-9	194	Sewell, N.J./St. Augustine Prep
40	Gerard Arceri	FR	M	6-0	188	St. James, N.Y./Smithtown East
41	Trevor Scollins	SO	G	6-1	175	Marshfield, Mass./Marshfield
42	Jimmy Nowoswiat	SO	A	6-3	225	Kennett Square, Pa./Unionville
43	Nick Cardile	FR	D	6-1	180	West Grove, Pa./Avon Grove
44	Billy Lombardi	SR	M	5-7	195	Rochester, N.Y./Aquinas Institute
45	Peter Triolo	SR	D	6-1	188	Smithtown, N.Y./Smithtown East

Coaches

Jeff Tambroni - Head Coach (Hobart '92) - Seventh Season
Peter Toner - Associate Head Coach (Springfield College, '03) - Seventh Season
Chris Doctor - Assistant Coach (Rutgers '07) - Seventh Season
David Shriver - Director of Operations (Georgetown '11) - Fifth Season

ALPHABETICAL ROSTER

No.	NAME	CL.	Pos.
1	Grant Ament	SO	A
10	Nick Aponte	SR	A
40	Gerard Arceri	FR	M
17	Mike Aronow	JR	D
15	Robby Black	SO	M
12	Tyler Butler	JR	D
43	Nick Cardile	FR	D
24	Tyler Chambers	SR	M
2	TJ Connellan	FR	D
35	Dan Craig	SR	M
11	Matt Donnelly	SO	M
26	Matthew Fisher	FR	M
8	Matt Florence	R-SR	M
14	Dylan Foulds	R-FR	A
31	Kevin Fox	SO	D
5	Kevin Hill	SO	M
4	Chris Isenberg	JR	M
6	Ryan Keenan	JR	M
34	Colby Kneese	FR	G
38	Drake Kreinz	R-SR	M
32	Dean Lamela	SO	D
44	Billy Lombardi	SR	M
9	Nick McEvoy	FR	M
42	Jimmy Nowoswiat	SO	A
3	Mac O'Keefe	FR	A
20	Hunter Pearl	JR	G/D
7	Tanner Peck	JR	M
22	Brian Prestreau	SR	M
28	Jack Rusbuldt	FR	G
25	Chris Sabia	SO	D
37	Mitch Schaefer	FR	M
19	Will Schreiner	JR	G
41	Trevor Scollins	SO	G
16	Matt Sexton	R-SR	M
29	Conor Smith	FR	A
13	Nick Spillane	SO	M
36	Brandon Stern	SO	M
27	Barrett Sutley	FR	M
39	Mike Sutton	SR	M
33	Tripp Traynor	JR	M
45	Peter Triolo	SR	D
23	Tommy Wright	SO	D

PRONUNCIATION GUIDE

Aponte	Uh-PAWN-tee	Kreinz	KRINES
Arceri	AR-sair-ee	Nowoswiat	No-WAZ-ee-it
Aronow	AR-ruh-now	Prestreau	PREST-row
Cardile	CAR-deal	Rusbuldt	RUSS-bult
Connellan	CUH-nell-in	Sabia	SAY-bee-uh
Foulds	Folds	Tambroni	Tam-BRO-Knee
Isenberg	EYE-zen-berg	Triolo	TREE-of-oh
Kneese	CUH-Niece		

PENN STATE BREAKDOWN

PENN STATE BY CLASS

Redshirt Seniors (3): Matt Florence, Drake Kreinz, Matt Sexton

Seniors (7): Nick Aponte, Tyler Chambers, Dan Craig, Billy Lombardi, Brian Prestreau, Mike Sutton, Peter Triolo

Juniors (8): Mike Aronow, Tyler Butler, Chris Isenberg, Ryan Keenan, Hunter Pearl, Tanner Peck, Will Schreiner, Tripp Traynor

Sophomores (11): Grant Ament, Robby Black, Matt Donnelly, Kevin Fox, Kevin Hill, Dean Lamela, Jimmy Nowoswiat, Christopher Sabia, Nick Spillane, Brandon Stern, Tommy Wright

Redshirt Freshmen (1): Dylan Foulds

Freshmen (11): Gerard Arceri, Nick Cardile, TJ Connellan, Matthew Fisher, Colby Kneese, Nick McEvoy, Mac O'Keefe, Jack Rusbuldt, Mitch Schaefer, Conor Smith, Barrett Sutley

PENN STATE BY LOCATION

New York (15): Aponte, Arceri, Aronow, Connellan, Hill, Keenan, Lombardi, O'Keefe, Prestreau, Schaefer, Sexton, Smith, Spillane, Triolo, Wright

Pennsylvania (10): Ament, Butler, Cardile, Chambers, Isenberg, Nowoswiat, Peck, Sabia, Schreiner, Traynor

Maryland (4): Black, Fox, Pearl, Sutley

New Jersey (4): Donnelly, Lamela, Stern, Sutton

Canada (2): Craig, Foulds

Virginia (2): Fisher, Rusbuldt

Colorado (1): Florence

Massachusetts (1): Scollins

Texas (1): Kneese

Washington, D.C. (1): McEvoy

Wisconsin (1): Kreinz

PENN STATE BY POSITION

Attack (6): Ament, Aponte, Foulds, Nowoswiat, O'Keefe, Smith

Midfield (22): Arceri, Black, Chambers, Craig, Donnelly, Fisher, Florence, Hill, Isenberg, Keenan, Kreinz, Lombardi, McEvoy, Peck, Prestreau, Schaefer, Sexton, Stern, Spillane, Sutley, Sutton, Traynor

Defense (10): Aronow, Butler, Cardile, Connellan, Fox, Lamela, Pearl, Sabia, Triolo, Wright

Goalkeeper (5): Kneese, Pearl, Rusbuldt, Schreiner, Scollins

▶ **BY THE NUMBERS**

11

After the first weekend of play, Penn State's 11 assists lead the country.

7

With seven goals against Robert Morris, freshman **Mac O'Keefe** became the first Penn State player since 1983 to score seven or more goals in a game.

1

Penn State head coach **Jeff Tambroni** needs just one more win to reach 50 in his seventh season with the Nittany Lions.

▶ **NOTES**

FRESHMEN MAKE INSTANT IMPACT IN SEASON OPENER

Penn State saw three of its freshmen in particular make an immediate impact in the 2017 season opener, defeating Robert Morris, 15-11.

▶ Attackman **Mac O'Keefe** started his collegiate career with a seven goal outing on 12 total shots. O'Keefe's seven goals were the most for a Penn State player since 1983, when Rich Russo scored a program record 10 goals. O'Keefe's seven goals also led all players nationally through the first weekend.

▶ Midfielder **Gerard Arceri** dominated the faceoff "x", winning 21-of-30 faceoff opportunities. Arceri also logged a team-best 13 groundballs and added a goal. His goal came off the opening faceoff, in which he won the faceoff, scooped up the groundball, and scored in the first nine seconds.

▶ Goalie **Colby Kneese** came into the game just over 21 minutes in. Kneese made eight stops and allowed just five goals over 38:45 to earn his first collegiate win.

PLENTY TO GO AROUND

Penn State made an impressive statement last Saturday, opening the season with an 11 assist outing.

▶ As a team, Penn State's 11 assists lead the nation, tied with Bucknell after the first week of play.

▶ Sophomore attackman **Grant Ament** began the season where he left off, logging five assists, one shy of his career best. Ament finished sixth in the country in assists in 2016. His five tied for the most by any single player over the opening weekend of play.

TAMBRONI ONE SHY OF 50

Nittany Lions head coach **Jeff Tambroni** is one win shy of earning his 50th win at Penn State, with the chance to do it at Hobart.

▶ Entering the 2017 season, Tambroni ranked ninth in win percentage among active Division I coaches (.662) and 13th in overall wins (157).

▶ With his next win, Tambroni will become the fifth active Division I coach with 50 or more wins at multiple DI institutions.

50-PLUS WINS AT TWO DIVISION I SCHOOLS

ACTIVE COACHES

#	NAME	TOTAL WINS	SCHOOL 1 (WINS)	SCHOOL 2 (WINS)
1.	John Danowski	370	Hofstra (192)	Duke (151)
2.	Bill Tierney	369	Princeton (234)	Denver (96)
3.	Mike Pressler	340	Duke (153)	Bryant (74)
4.	Joe Breschi	187	Ohio State (92)	UNC (95)
	Jeff Tambroni	158	Cornell (109)	Penn State (49)

O'KEEFE WINS TWO BIG WEEKLY AWARDS

Following his freshman-record seven goal outburst against Robert Morris, freshman attackman **Mac O'Keefe** earned the first Big Ten Offensive Player of the Week and Big Ten Freshman of the Week awards.

▶ O'Keefe's seven goals are the fourth-most

by a Penn State player ever in a single game. He is the first player to score seven or more goals in a single game since April 30, 1983, in which Rich Russo logged a program-record 10 against Montclair State.

▶ Following the first weekend of play, the rookie's seven goals and seven points lead the Big Ten and Division I.

APONTE'S STREAKING

Following the first weekend of play, senior attackman **Nick Aponte** holds one of the longest statistical streaks in the country.

▶ After logging a goal and a pair of assists against the Colonials, Aponte has recorded at least one point in each of his last 34 contests, dating back to April 5, 2014.

▶ Aponte's streak is good for 11th in the country. Vermont junior Ian MacKay leads the country with 46 consecutive games registering at least one point, dating back to Feb. 22, 2014.

NATIONAL POINT SCORING STREAK 2017

ACTIVE PLAYERS

#	Gm	Player, School, Pos	G-A-P during	Started
1.	46	Ian MacKay, Vermont, Jr., M	111-60-171	2/22/14
2.	41	Michael LeClair, High Point, Jr., A	64-62-126	3/8/14
3.	41	Connor Cannizarro, Denver, Jr., A	114-59-174	4/19/14
4.	39	Matt Rambo, Maryland, Jr., A	83-51-134	2/14/15
	39	Jack Bruckner, Duke, Sr., A	94-29-123	3/26/14
11.	34	Nick Aponte, Penn State, Sr., A	47-36-83	4/5/14

APONTE, AMENT NAMED IL PRESEASON ALL-AMERICA HONORABLE MENTION

Penn State's standout attack duo of **Nick Aponte** and **Grant Ament** earned preseason All-America honorable mentions from Inside Lacrosse as a part of the publication's Face-Off Yearbook.

▶ Aponte and Ament were two of 47 players to earn preseason All-America honorable mention distinctions.

▶ Aponte finished the season strong, logging four goals in the final four games of the 2016 season.

▶ Ament led the team in assists in 2016 with 34 - the most assists in a single season since John Hollerbach logged 38 in 1989.

APONTE, AMENT, SABIA NAMED BIG TEN PRESEASON HONOREES

The Big Ten announced its preseason honorees on Jan. 30, with **Nick Aponte**, **Grant Ament** and sophomore defender **Chris Sabia** earning recognition for the Nittany Lions.

▶ Aponte and Ament both garnered postseason Big Ten honors last season, with Aponte becoming PSU's first ever unanimous All-Big Ten first team selection, while Ament earned All-Big Ten honorable mention.

▶ Ament and Sabia were the only two freshmen to start every game in the 2016 season. Ament led the team in assists (34) and points (54), while Sabia finished second on the team in caused turnovers (12) and ground balls (26).

SEASON HONORS

Mac O'Keefe

- ▶ Big Ten Offensive Player of the Week (2/8)
- ▶ Big Ten Freshman of the Week (2/8)

Nick Aponte

- ▶ Preseason Coaches' All-Big Ten
- ▶ Inside Lacrosse Preseason All-America Honorable Mention
- ▶ Big Ten Preseason Honoree

Grant Ament

- ▶ Inside Lacrosse Preseason All-America Honorable Mention
- ▶ Big Ten Preseason Honoree

Chris Sabia

- ▶ Big Ten Preseason Honoree

QUICK FACTS

THE UNIVERSITY

Location.....	University Park, Pa.
Founded	1855
Enrollment	47,261
Nickname	Nittany Lions
Colors	Blue and White
Conference.....	Big Ten Conference
Home Facilities.....	PSU Lacrosse Field (1,000; turf)
	Holuba Hall (1,250; indoor turf)
President	Eric Barron
Director of Athletics.....	Sandy Barbour
Men's Lacrosse Administrator	Rick Kaluza
Faculty Representative.....	Dr. Linda Caldwell
Athletics Website.....	www.GoPSUsports.com

TEAM INFORMATION

2016 Overall Record.....	8-7
2016 Big Ten Record	2-3
Postseason Finish	Big Ten Semifinals
Home / Away / Neutral Records.....	4-4 / 3-2 / 1-1
Starters Returning/Lost.....	9/1
Letterwinners Returning/Lost.....	32/10
Newcomers	11
2017 Captain	Nick Aponte
Twitter/Instagram.....	@PennStateMLAX
Facebook.....	PennStateMensLacrosse

PROGRAM HISTORY

First Varsity Year.....	1913
Seasons.....	103
All-Time Record.....	508-512-8 (.494)
Big Ten Record	4-6
First Big Ten Year.....	2015
NCAA Tournament Appearances	3 (2003, 2005, 2013)
All-Americans (First, Second & HM).....	122

PENN STATE IN THE POLLS

Week	USILA	Media
Preseason	15	14
Week 1		
Week 2		
Week 3		
Week 4		
Week 5		
Week 6		
Week 7		
Week 8		
Week 9		
Week 10		
Week 11		
Week 12		

NEXT UP



Cornell
Feb. 18 | 12:00 p.m.
University Park, Pa. | Penn State Lacrosse Field

▶ **NOTES**

SCOUTING THE STATESMEN

Penn State squares off with Hobart for its second game of the season. The game will serve as Hobart's season opener after going 10-7 in 2016.

▶ Hobart finished the 2016 season winning three of its final four games. The Statesmen won the NEC tournament with an 11-7 victory over Saint Joseph's before falling, 18-5, to Towson in the first round of the NCAA tournament.

▶ The Statesmen have seen little turnover this season, returning their entire attack unit from last season in seniors Frank Brown (34-10-44) and Sean Donnelly (15-14-29) along with sophomore Chris Aslanian (24-13-37).

▶ Statesman junior midfielder J Andrew Spallanzani will look to make things difficult for Gerard Arceri and the rest of Penn State's faceoff crew as the returning faceoff man. Spallanzani won nearly 58 percent of his taken faceoffs last season (154-268).

▶ Hobart also returns its defensive core of Christopher William, Grant Soucy and Arik Andreen who logged a combined 92 groundballs last year. Goalie Jackson Brown returns for his senior season between the pipes, allowing 9.74 goals per game in 2016 with a .524 save percentage last season.

▶ Penn State is 24-34-1 all-time against Hobart and 6-22-1 against the Statesmen on the road. Head coach Jeff Tambroni is 11-1 all-time against his alma mater.

PENN STATE LAST FIVE vs. HOBART

Date	Winner	H/A	Score
2/13/16	Penn State	H	17-12
4/4/09	Penn State	H	10-8
4/5/08	Hobart	A	8-6
4/7/07	Penn State	H	12-7
4/8/06	Penn State	A	9-4

HOGAN CLAIMS SUPER BOWL LI RING

Penn State men's lacrosse finds itself in the headlines in late January following a breakout performance from former Nittany Lion midfield standout and current New England Patriots wide receiver Chris Hogan.

▶ Hogan played four seasons as a midfielder for Penn State, in which he registered 57 goals and 14 assists for 71 career points.

▶ Hogan sustained an injury three games into his sophomore season (2008) in which he scored a pair of goals. Hogan was granted a medical redshirt, which he chose to use at Monmouth University after graduating from Penn State, where he played wide receiver and defensive back for the Hawks.

▶ Hogan's breakout performance came during the AFC Championship game in which he pulled in nine catches for 180 yards and a pair of touchdowns. His 180 receiving yards were a franchise postseason single game record. He recorded four catches for 57 yards in the Patriots 34-28 OT win over the Atlanta Falcons in Super Bowl LI.

▶ Hogan is the only member of Penn State men's lacrosse to ever play in the NFL or win a Super Bowl. Thirty-nine total Nittany Lions have now claimed 56 Super Bowl rings, with Hogan being the most recent player to do so.

RANKED IN THE PRESEASON

Coming into 2017, the Nittany Lions have been tabbed a top 20 team across the board. The team was ranked No. 15 in the preseason USILA coaches poll, while being ranked No. 14 in the preseason Maverik Media poll.

▶ Penn State is ranked for the fourth time in five years, with 2016 being the lone unranked preseason in that span.

▶ Penn State also was predicted to finish third in the Big Ten by both the league's coaches and Inside Lacrosse's Face-Off Yearbook.

BIG TEN PRESEASON POLL

- 1) Maryland (unanimous)
- 2) Johns Hopkins
- 3) Penn State
- T4) Ohio State
- T4) Rutgers
- 6) Michigan

APONTE NAMED 2017 CAPTAIN

Senior attackman **Nick Aponte** was named the 2017 squad's lone team captain in October.

▶ Tambroni on Aponte: "Our staff is very happy for Nick and optimistic about the path that he will forge for our team as a leader. He has earned the support and confidence of his teammates and coaches through his competence, tireless work ethic and compassion for this team."

▶ Aponte is just the second player to be a stand-alone team captain in Tambroni's tenure, the other being Kyle Zittel. Before Zittel, the last solo captain was Jon Poole in 1978.

100 YEARS AND COUNTING

Penn State continues to remain one of the country's oldest collegiate lacrosse institutions in 2017.

▶ After beginning play in 1913, Penn State is the 16th oldest men's lacrosse program in the NCAA.

▶ Entering it's 104th season in 2017, Penn State ranks 10th in most seasons completed of collegiate men's lacrosse programs nationally.

ARCERI, O'KEEFE AND WRIGHT COMPETE WITH TEAM USA

Freshmen **Gerard Arceri** and **Mac O'Keefe** and sophomore **Tommy Wright** represented Team USA over the summer of 2016 as a part of the 27-man U19 roster.

▶ The Penn State trio earned the gold medals with the team, marking Team USA's eighth U19 world championship. O'Keefe scored a team-high two goals and added an assist. Arceri saw time, but Wright was sidelined with an injury for USA's 13-12 win over Canada.

▶ Penn State was also represented by associate head coach **Peter Toner**, who served as an assistant coach for the USA U19 team. Head coach **Jeff Tambroni** serves as an assistant for the USA national team, while assistant coach **Chris Doctor** served as an assistant for the Iroquois national team from 2013-14.

▶ Four players on Penn State's current roster have played for the USA U19 team. Redshirt senior **Matt Florence** played with the USA U19 team in 2012 en route to the team's seventh world championship with a 10-8 win vs. Canada

USILA/NIKE COACHES POLL

PRESEASON

Rk.	Team	Record	Points	Last Rk.
1	North Carolina			
2	MARYLAND			
3	Denver			
4	Notre Dame			
5	Syracuse			
6	Loyola			
7	Duke			
8T	JOHNS HOPKINS			
8T	Yale			
10	Navy*			
11	Brown			
12	Towson			
13	Albany			
14	Virginia			
15	PENN STATE			
16	RUTGERS			
17	OHIO STATE			
18	Marquette			
19	Air Force			
20	FAIRFIELD			

Others receiving votes: VILLANOVA, Army*, PENN, Richmond, CORNELL, Stony Brook, Georgetown, Bucknell, HARVARD, Boston U, Quinniac, HOBART, Vermont, Colgate, St. Joseph's

2017 Opponents in CAPS | * - denotes exhibition opponent

MAVERIK MEDIA POLL

PRESEASON

Rk.	Team	Record	Points
1	North Carolina	0-0	631 (18)
2	MARYLAND	0-0	610 (7)
3	Denver	0-0	588 (8)
4	Notre Dame	0-0	532
5	Loyola	0-0	509
6	Syracuse	0-0	454
7	Yale	0-0	452
8	Brown	0-0	407
9	JOHNS HOPKINS	0-0	400
10	Duke	0-0	377
11	Navy*	0-0	313
12	Towson	0-0	293
13	Albany	0-0	283
14	PENN STATE	0-0	203
15	Virginia	0-0	201
16	VILLANOVA	0-0	100
17	Air Force	0-0	93
18	Marquette	0-0	90
19	RUTGERS	0-0	73
20	Richmond	0-0	63

Others receiving votes: PENN, OHIO STATE, FAIRFIELD, Harvard, Army*, CORNELL, Providence, Bucknell, Quinniac, Hofstra, Stony Brook, Jacksonville, Bryant

2017 Opponents in CAPS | * - denotes exhibition opponent

▶ **NOTES**

WHO'S BACK

Penn State returns nine of its 10 starters from the 2016 season, including the entire defensive unit, starting midfield, and two of its three attackmen from last year. The Nittany Lions also bring back 11 additional players who played in at least 10 games in 2016.

▶ **Attack:** The attack unit brings back preseason All-America honorable mention duo senior **Nick Aponte** and sophomore **Grant Ament** entering the 2017 season. Aponte led the team in goals (30) in 2016, while Ament paced Penn State in assists (34) and points (54). Despite losing standout TJ Sanders to graduation, redshirt freshman **Dylan Foulds** and sophomore **Jimmy Nowoswiat** return for the season as well.

▶ **Midfield:** The Nittany Lions return 17 midfielders for the 2017 season, highlighted by seniors **Dan Craig**, **Matt Florence** and **Mike Sutton** who combined for 51 goals and 13 assists in 2016. **Ryan Keenan** (10-9-19), **Kevin Hill** (14-5-19), and **Nick Spillane** (4-2-6) will all look to make an impact in the offensive midfield while **Tripp Traynor**, **Chris Isenberg** and **Tyler Chambers** hope to help prevent opposing offenses.

▶ **Defense:** Penn State's defense loses no one to graduation, with senior **Peter Triolo** anchoring the Nittany Lions' defensive unit. Sophomore **Chris Sabia** was named a Big Ten preseason honoree, after starting every game last season. **Kevin Fox**, **Mike Aronow**, **Dean Lamela** and **Hunter Pearl** all rejoin the unit as well.

▶ **Faceoff:** Penn State's leading faceoff man last season, **Billy Lombardi**, returns for his final campaign, as does redshirt senior **Drake Kreinz**, who ranks eighth in total faceoff wins.

▶ **Goal:** Junior **Will Schreiner** returns for his junior season after starting all 15 contests last season and earning Big Ten specialist of the week on three occasions. Sophomore **Trevor Scollins** returns for his second season in the Blue and White as well.

WHO'S NEW

In addition to Penn State's 32 returners, the Nittany Lions add 11 new faces to the fold, with plenty of them competing for playing time early on.

▶ **Attack: Mac O'Keefe and Conor Smith** join Penn State as the two newest attackmen for the Nittany Lions. O'Keefe enters his inaugural season with PSU after serving as a member of Team USA's U19 team over the summer. Smith was a three-time member of the Suffolk County Top-20 team.

▶ **Midfield:** PSU adds five new members to the midfield in **Gerard Arceri**, **Matthew Fisher**, **Nick McEvoy**, **Mitch Schaefer** and **Barrett Sutley**. Arceri helped his high school team to back-to-back county championships. Fisher totaled 53 points his senior year and was a three-sport athlete. McEvoy led his team to two consecutive WCAC titles and a No. 3 national ranking. Schaefer earned Section V Tournament MVP honors in 2013. Sutley helped McDonough to three straight MIAA semifinal appearances and was a MYLA All-Star.

▶ **Defense: Nick Cardile and TJ Connellan** are Penn State's newest defensemen. Cardile helped Avon Grove to a Ches-Mont Championship and state finals appearance, while Connellan helped Cazenovia to four state finalist finishes while being invited to the Under Armour All-America classic in 2015.

▶ **Faceoff:** Arceri and McEvoy both play a role in the faceoff game. Arceri joined O'Keefe on the U19 USA team, while McEvoy was a first team All-WCAC honoree and was a Washington All-Met honorable mention.

▶ **Goal: Colby Kneese and Jack Rusbuldt** round out Penn State's newest additions. Kneese led Highland Park to a Texas state championship in 2015 while earning All-State and Under Armour All-America honors. Rusbuldt was named both a U.S. Lacrosse All-America and Virginia All-State recipient.

2017 STAT LEADERS

Points	Mac O'Keefe	7
Goals	Mac O'Keefe	7
Assists	Grant Ament	5
Shots	Mac O'Keefe	12
Shot Pct.	Mike Sutton	.667
Man-up Goals	Mac O'Keefe	1
Ground Balls	Gerard Arceri	13
Caused TO's	Chris Sabia	2
GAA	Colby Kneese	7.74
FO %	Gerard Arceri	.700

SUPERLATIVES

Hat Tricks	2017/Career
Nick Aponte	-/7
Mike Sutton	1/8
Matt Florence	-/4
Dan Craig	-/2
Mac O'Keefe	1/1
Grant Ament	-/1
Kevin Hill	-/1
Ryan Keenan	-/1

Multi-Goal Games	2017/Career
Mike Sutton	1/16
Nick Aponte	-/12
Matt Florence	-/10
Grant Ament	-/7
Dan Craig	-/7
Kevin Hill	-/3
Ryan Keenan	-/3
Mac O'Keefe	1/1
Brian Prestreau	-/1

Multi-Assist Games	2017/Career
Grant Ament	1/11
Nick Aponte	1/8
Dan Craig	-/5
Kevin Hill	1/3
Matt Florence	-/2
Ryan Keenan	-/2
Tanner Peck	-/1
Matt Sexton	-/1

MILESTONE TRACKER

CAREER GOALS

Milestone	Name	No. To Go
25 goals	Grant Ament	4
	Brian Prestreau	10
	Kevin Hill	11
50 goals	Ryan Keenan	14
	Nick Aponte	3
	Matt Florence	13
75 goals	Dan Craig	18
	Mike Sutton	15

CAREER ASSISTS

Milestone	Name	No. To Go
25 assists	Dan Craig	1
	Matt Florence	12
	Ryan Keenan	12
50 assists	Nick Aponte	11
	Grant Ament	11

CAREER POINTS

Milestone	Name	No. To Go
50 points	Ryan Keenan	26
100 points	Nick Aponte	14
	Mike Sutton	33
	Grant Ament	40
	Dan Craig	44
	Matt Florence	50



Penn State men's lacrosse will continue to honor the life and spirit of Nittany Lion goalie Connor Darcey who passed away suddenly two years ago. Forever honoring the son and brother, the team will wear commemorative stickers on their helmets. Redshirt senior Matt Sexton will wear Darcey's No. 16 jersey for the 2017 season.

▶ NOTES

PENN STATE ADDS 13 FOR 2018

The Penn State men's lacrosse team finalized the class of 2021 on Tuesday, Nov. 15, as head coach **Jeff Tambroni** and his staff welcomed 13 new players to the roster, all slated to begin competing with the team in the 2018 season.

▶ Penn State's newest group of incoming talent includes Bobby Burns (Smithtown, Long Island, N.Y.), Greg Ey (Baltimore, Md.), Jake Glatz (Shrewsbury, Pa.), Jack Kelly (Scarborough, Ontario, Canada), Jake McCaughan (Richland, N.J.), John Nostrant (Haverford, Pa.), Brayden Peck (West Grove, Pa.), Dan Reaume (Beverly Hills, Mich.), Mike Shinske (Medford, N.J.), Joey Soran (Aurora, Colo.), Sean Sperzel (Westwood, Mass.), Dylan Sulzbach (Pittsford, N.Y.) and Cole Willard (Cazenovia, N.Y.).

▶ Tambroni on the incoming class: "Our staff is thrilled about the incoming class. The combination of size, skill and IQ will allow our program to advance on the field. More importantly, the combination of character, work ethic and core family values will allow our program to advance off the field. We are very proud to welcome these fine young men and their respective families to Penn State lacrosse."

FAMILY BUSINESS

Penn State's current roster features multiple family ties between generations of Penn State lacrosse players.

▶ Redshirt senior midfielder **Matt Florence's** father, Tom, played goalie for the Nittany Lions from 1981-85.

▶ Junior goalie/defenseman **Hunter Pearl** is the son of J.J. Pearl, a Penn State lacrosse goalie from 1989-92. J.J. ranks fifth all-time in saves and had two seasons with a .635 or better save percentage.

▶ Junior midfielder **Tanner Peck** will welcome his younger brother Brayden to the Nittany Lions lacrosse team next season. Brayden signed his national letter of intent in November with 12 others to complete Penn State's 2016 recruiting class.

IN IT FOR THE LONG HAUL

The Penn State roster also features plenty of duos who have played together through their high school careers.

▶ Sophomores **Grant Ament** and **Chris Sabia** (The Haverford School) played together for four years.

▶ Juniors **Will Schreiner** and **Tanner Peck** (Avon Grove) played together for four years.

▶ Sophomore **Robby Black** and freshman **Barrett Sutley** (The McDonogh School) spent three years together in high school.

▶ The duos of **Nick Aponte** and **Conor Smith** (West Islip) and **Peter Triolo** and **Gerard Arceri** (Smithtown East) both had a year of overlap in high school before reuniting at Penn State.

HONORING DARCEY

After the summer of 2015, the Nittany Lions decided as a program to honor the memory of goaltender Connor Darcey in several ways.

▶ Penn State commemorated his memory by pinning the No. 16 to the back of their nets for every home game starting at the beginning of the 2016 season.

▶ The Nittany Lions also named the locker room after Darcey during a pregame ceremony before their April 30, 2016 game against Michigan.

▶ The team decided it would pass down the No. 16 jersey each year to a rising senior, allowing the senior who previously wore the number to share the story of Darcey's legacy when passing down the number.

▶ Tambroni on the new tradition: "... Each year somebody would wear it and for the following year when the season was complete they would then hand it down to another senior. It would provide them an opportunity to talk about Connor Darcey and what he meant to them, what the number meant to them, what it meant to shoulder that responsibility but also that spirit."

AROUND THE BIG TEN**STANDINGS**

Team	Conf.	Pct.	Overall	Pct.
Johns Hopkins	0-0	.000	1-0	1.000
Michigan	0-0	.000	1-0	1.000
Ohio State	0-0	.000	1-0	1.000
PENN STATE	0-0	.000	1-0	1.000
Maryland	0-0	.000	0-0	.000
Rutgers	0-0	.000	0-0	.000

THIS WEEK**Feb. 11, 2017**

Maryland at Navy	12:00 pm
Detroit Mercy at Ohio State	12:00 pm
UMBC at Johns Hopkins	1:00 pm
Rutgers at Saint John's (NY)	1:00 pm
Penn State at Hobart	2:00 pm
Lafayette at Michigan	4:00 pm

Feb. 14, 2017

Maryland at Saint Joseph's	4:00 pm
----------------------------	---------

Feb. 15, 2017

Michigan at Detroit Mercy	7:00 pm
---------------------------	---------

WEEKLY B1G AWARD WINNERS

Offensive Player: Mac O'Keefe, Penn State

▶ Scored seven goals in his collegiate debut, leading the Nittany Lions to a 15-11 win over Robert Morris in their season opener

▶ Scored four goals in the opening half and three in the second frame

▶ Became the first Penn State student to score seven or more goals in a single game since the 1983 season

▶ Was the only player in the nation to score at least seven goals in a match during the opening weekend of Division I men's lacrosse

▶ Earns his first Big Ten Offensive Player of the Week honor and first Freshman of the Week plaudit

Defensive Player: Nick Fields, Johns Hopkins

▶ Anchored Johns Hopkins' defensive unit that limited nationally ranked Navy to just eight goals, including just one in the final 24 minutes, during the Blue Jays' season-opening win

▶ Grabbed three ground balls and caused a pair of turnovers

Specialist: Tom Carey, Ohio State

▶ Tallied 11 saves and surrendered just six goals in the Buckeyes' 12-6 win over Furman in the season opener

▶ Added four groundballs, the second-most for Ohio State

Freshman: Mac O'Keefe, Penn State

CONFERENCE LEADERS

Statistic	Name, School	Value
Assists/Game	GRANT AMENT, PSU	5.00
CT/Game	Jack Rapine, JHU	3.00
Faceoff Win %	GERARD ARCERI, PSU	.700
Goals/Game	MAC O'KEEFE, PSU	7.00
GAA	Tom Carey, OSU	6.05
GB/Game	GERARD ARCERI, PSU	13.00
Man-Up Goals	Patrick Fraser, JHU	2
Points/Game	MAC O'KEEFE, PSU	7.00
Save %	Tommy Heidt, UM	.700
Saves/Game	Tommy Heidt, UM	14.00
Shot %	Wilkins Dismuke, JHU Mike Schlosser, UM	1.000

Bold indicates national leader.

THE LAST TIME

PENN STATE...

Scored 5 or less goals.....	4/4/15	at #3 Maryland (5-12)
Scored 6-9 goals.....	5/5/16	vs. #3 Maryland (9-16)
Scored 10-14 goals.....	4/30/16	vs. Michigan (14-9)
Scored 15-17 goals.....	2/4/17	vs. Robert Morris (15-11)
Scored 18 goals.....	2/16/08	vs. Robert Morris (18-2)
Scored 19 goals.....	4/9/05	vs. #15 Hobart (19-13)
Scored 20+ goals.....	2/6/16	vs. Robert Morris (20-7)
Allowed 0 goals.....	4/15/67	vs. Colgate (7-0)
Allowed 1 goal.....	4/12/14	at #19 Towson (8-1)
Allowed 2-3 goals.....	3/23/13	vs. Saint Joseph's (9-2)
Allowed 4-6 goals.....	4/3/16	at Ohio State (6-5)
Allowed 7-9 goals.....	4/30/16	vs. Michigan (14-9)
Allowed 10-14 goals.....	2/4/17	vs. Robert Morris (15-11)
Allowed 15-19 goals.....	5/5/16	vs. #3 Maryland (9-16)
Allowed 20+ goals.....	3/20/10	at #8 Duke (11-20)
Won in overtime.....	3/12/16	vs. #8 Harvard (13-12)
Lost in overtime.....	4/17/16	vs. #17 Johns Hopkins (11-12)
Won in double overtime.....	4/28/12	vs. Hofstra (9-8)
Lost in double overtime.....	4/11/15	at Johns Hopkins (10-11)
Won in triple overtime.....	never	
Lost in triple overtime.....	4/5/14	at Drexel (12-13)
Was ranked in the USILA Top 5.....	3/10/14	5th
Was ranked in the USILA Top 10.....	3/3/14	7th
Was ranked in the USILA 11-20.....	1/9/17	15th
Played a USILA Top 5 Team.....	5/5/16	vs. #3 Maryland (9-16)
Played a USILA 6-10 Team.....	3/12/16	vs. #8 Harvard (13-12)
Played a USILA 11-20 Team.....	4/22/16	at #19 Rutgers (14-15)
Defeated a USILA Top 5 Team.....	3/26/16	vs. #1 Denver (15-10)
Defeated a USILA 6-10 Team.....	3/12/16	vs. #8 Harvard (13-12)
Defeated a USILA 11-20 Team.....	2/20/16	at #18 Cornell (8-7)
Attempted less than 20 shots.....	2/27/11	19 vs. Notre Dame (2-6)
Attempted 20-29 shots.....	3/19/16	21 vs. UMass (9-11)
Attempted 30-39 shots.....	2/4/17	vs. Robert Morris (15-11)
Attempted 40-49 shots.....	4/17/16	41 vs. #17 Johns Hopkins (11-12)
Attempted 50-59 shots.....	3/22/14	50 vs. #18 Albany (10-17)
Attempted 60+ shots.....	2/20/09	75 vs. Robert Morris (17-24)
Allowed 23 or less shots.....	4/12/14	23 at #19 Towson (8-1)
Allowed 24-29 shots.....	2/4/17	vs. Robert Morris (15-11)
Allowed 30-39 shots.....	5/5/16	vs. #3 Maryland (9-16)
Allowed 40-49 shots.....	4/30/16	45 vs. Michigan (14-9)
Allowed 50+ shots.....	4/4/15	50 at #3 Maryland (5-12)
Scored 25+ points.....	4/2/17	vs. Robert Morris (15-11)
Made 15-19 saves.....	4/3/16	15 at Ohio State (6-5)
Made 25+ saves.....	3/19/11	25 vs. #10 Massachusetts (8-7)
Tallied 10+ assists.....	2/6/16	17 vs. Robert Morris (20-7)
Won an NCAA Tourney game.....	never	
Lost an NCAA Tourney game.....	5/11/13	vs. #11 Yale (7-10)

A PENN STATE PLAYER...

Scored 4 goals.....	4/30/16	Nick Aponte vs. Michigan (14-9)
Scored 5 goals.....	3/10/15	TJ Sanders vs. Marist (9-8)
Scored 6 goals.....	2/8/14	Shane Sturgis vs. Michigan (22-7)
Scored 7 goals.....	2/4/17	Mac O'Keefe (15-11)
Scored 8 goals.....	4/19/72	Jim Trenz vs. Loyola (17-10)
Scored 9 goals.....	5/9/72	Jim Trenz vs. Bucknell (19-6)
Scored 10 goals.....	4/30/83	Rich Russo vs. Montclair State (25-6)
Scored 2 man-up goals.....	4/30/16	Kevin Hill vs. Michigan (14-9)
Tallied 8 points.....	2/18/12	Jack Forster vs. Michigan (16-9)
Tallied 11 points.....	5/11/71	Jim Trenz vs. Bucknell (16-12)
Tallied 12+ points.....	5/2/83	14, Gary Martin vs. Bucknell (20-13)
Had 4 assists.....	3/19/16	Grant Ament vs. UMass (9-11)
Had 5+ assists.....	2/4/17	5, Grant Ament vs. Robert Morris (15-11)
Had 7+ assists.....	5/2/83	9, Gary Martin vs. Bucknell (20-13)
Attempted 15-20 shots.....	3/21/09	16, Chris Hogan vs. Fairfield (4-5)
Attempted 20+ shots.....	2/10/10	25, Chris Hogan vs. Robert Morris (17-24)
Made 15-19 saves.....	4/3/16	15, Will Schreiner at Ohio State (6-5)
Made 20-21 saves.....	5/4/11	20, Austin Kaut vs. UMass (9-10)
Made 22-24 saves.....	4/4/09	24, Drew Adams vs. Hobart (10-8)
Made 25-30 saves.....	3/19/10	25, Austin Kaut at #9 UMass (9-8)
Made 30-39 saves.....	4/10/82	34, Joe Guterding vs. Hofstra (16-10)
Made 40 saves.....	4/13/57	40, Jim Houck vs. Navy (8-19)

PENN STATE WHEN

49-40..... under Jeff Tambroni
 14-16..... All-time at Penn State Lacrosse Field
 19-11..... In true road games the past three seasons

IN 2017...

1-0.....	at home
0-0.....	on the road
0-0.....	at neutral sites
0-0.....	in overtime
1-0.....	when leading after one quarter
0-0.....	when tied after one quarter
0-0.....	when trailing after one quarter
1-0.....	when leading at halftime
0-0.....	when trailing at halftime
0-0.....	when tied at halftime
1-0.....	when leading after three quarters
0-0.....	when tied after three quarters
0-0.....	when trailing after three quarters
1-0.....	when scoring first goal
0-0.....	when opponent scores first goal
1-0.....	when out-shooting opponent
0-0.....	when taking same amount of shots
0-0.....	when out-shot by opponent
1-0.....	when winning ground ball battle
0-0.....	when tied in ground ball battle
0-0.....	when losing ground ball battle
1-0.....	when winning faceoff battle
0-0.....	when tied in faceoff battle
0-0.....	when losing faceoff battle
0-0.....	against ranked opponents
1-0.....	against unranked opponents
0-0.....	against higher-ranked opponents
1-0.....	against lower-ranked opponents
0-0.....	when scoring less than 10 goals
0-0.....	when scoring 10 or more goals
0-0.....	when allowing less than 10 goals
1-0.....	when allowing 10 or more goals
1-0.....	on Saturday
1-0.....	on turf
0-0.....	playing outdoor
1-0.....	playing indoor
1-0.....	during the day
0-0.....	at night

SCORING BY QUARTER

	1st	2nd	3rd	4th	OT	2OT	Final
Penn State	6	1	3	5			15
Robert Morris	4	2	3	2			11
Penn State Hobart							
Penn State Cornell							
Penn State Villanova							
Penn State Penn							
Penn State Furman							
Penn State Harvard							
Penn State Fairfield							
Penn State Cleveland State							
Penn State Ohio State							
Penn State Maryland							
Penn State Johns Hopkins							
Penn State Rutgers							
Penn State Michigan							
PENN STATE	6	1	3	5			15
OPPONENTS	4	2	3	2			11

HEAD COACH JEFF TAMBRONI



SEVENTH YEAR | HOBART '92

CAREER RECORD: 157-80 (.662) | AT PENN STATE: 48-40 (.545)

CAREER ACHIEVEMENTS:

- ▶ 2009 USILA DI Coach of the Year
- ▶ 2011 CAA Co-Coach of the Year
- ▶ 2013 CAA Coach of the Year
- ▶ 2014 U.S. Men's National Team Assistant Coach
- ▶ Enters 2016 ninth in all-time win percentage among active DI head coaches
- ▶ Responsible for 10 All-Americans, four Scholar All-Americans, 13 All-Conference First Team selections and 75 Academic All-Big Ten selections.

After guiding the Nittany Lions through their second season of Big Ten Lacrosse, Jeff Tambroni returns for his seventh season as Penn State's head coach in 2017.

Tambroni, one of the sport's most decorated coaches, enters the 2017 season ranking ninth among all active Division I coaches in career win percentage. During the 2016 season, Tambroni guided Penn State to its fifth season going .500 or above under his guidance. Most notably of the 2016 campaign, he led Penn State to defeat a top-ranked opponent for the first time in program history on March 26, when the Nittany Lions earned a 15-10 victory over defending national champions No. 1 Denver, snapping the opponent's 20-game win streak. Penn State notched two other wins over ranked opponents during the 2016 campaign as well, knocking off No. 18 Cornell and No. 8 Harvard in the process.

Tambroni led Penn State to be one of the most efficient teams in the country in 2016, with the team finishing second in Division I in turnovers per game, while finishing sixth in the country in shooting percentage. Penn State earned its first unanimous All-Big Ten selection in attackman Nick Aponte, while Grant Arment and Mike Aronow earned All-Big Ten honorable mentions. Tambroni also led TJ Sanders to be named Penn State's ninth USILA Scholar All-America selection.

Tambroni guided the Nittany Lions through a historic season in 2015 that brought Penn State's first appearance in the Big Ten Tournament following the first ever season of Big Ten lacrosse. The Nittany Lions opened the season ranked No. 14 in the USILA DI Preseason Coaches' Poll and knocked off No. 16/11 Penn during the 2015 season. Tambroni also led Penn State to its first two Big Ten conference victories as well as a berth to the conference tournament. He also mentored rising senior TJ Sanders to USILA All-America honorable mention honors.

In 2014, Tambroni led Penn State to its fourth consecutive above-.500 season. His student-athletes earned the eighth USILA All-American and third Scholar All-America honors of Tambroni's Penn State career. He also coached goalkeeper Austin Kaut to his school record third All-America honor and conference-best All-CAA First Team award.

Penn State's 2013 campaign saw Tambroni lead Penn State to one of the greatest seasons in program history while celebrating its 100th season. The Nittany Lions set new records for wins (12) and earned the program's first outright regular season conference title by sweeping the CAA with a 6-0 record. PSU rattled off 10 straight wins from March through May to earn the school's third NCAA bid and first chance to host an NCAA game.

Tambroni was named CAA Coach of the Year for the second time in his career (2011), while Kaut (under Tambroni's tutelage) was named Ensign C. Markland Kelly, Jr. Award for the nation's best goalie. Also, Kaut was CAA Player and Defensive Player of the Year. TJ Sanders was named Rookie of the Year and the Nittany Lions placed six on the All-CAA First Team.

During the 2012 campaign, Tambroni led the Nittany Lions to a second-place CAA finish with two USILA All-Americans and six All-CAA honorees. Penn State finished with a 9-6 overall record and a 5-1 mark in conference action.

The 2011 CAA Co-Coach of the Year, Tambroni led the Nittany Lions to a 7-7 record and their first-ever CAA tournament berth during his first year at the program's helm.

In 2011, eight Nittany Lions garnered All-CAA recognition and freshman goalkeeper Austin Kaut earned Rookie of the Year honors while being named a USILA Honorable Mention All-American.

Prior to Penn State, Tambroni spent 10 seasons as head coach at Cornell (2001-10). He guided the Big Red to a 109-40 record and three NCAA Semifinal appearances (2007, 2009-10), including the 2009 national championship game.

Tambroni was named USILA Division I Coach of the Year following the 2009 season and was tabbed the 2007 and 2009 Field Turf/NCAA Division I Coach of the Year. Tambroni was also the 2004 and 2009 Ithaca Journal Male Coach of the Year and a three-time National Coach of the Week.

While at Cornell, Tambroni became the 10th-fastest coach to reach the 100-win mark when he accomplished the feat in his 134th career game in March 2010.

During his tenure, his players earned 37 first-team All-Ivy honors, including five Ivy League awards, and three conference Rookie of the Year selections. In addition, 39 players garnered All-America recognition.

Prior to serving as Cornell's head coach, he spent four seasons as a Big Red assistant coach (1997-2000). Tambroni also served as assistant coach at Loyola College in 1997 and at his alma mater, Hobart College, for three seasons. With the Statesmen, he helped the program reach the 1994 NCAA Division III national championship game.

A 1992 graduate, Tambroni earned his bachelor's degree in American studies. He earned first-team All-America honors as a senior and was twice named a second-team All-American (1990-91). The MVP of the 1990 NCAA title game, Tambroni helped lead the team to back-to-back NCAA championships (1990-91) and left Hobart tied for seventh on the school's all-time scoring list with 202 points.

Before embarking upon his collegiate coaching career, Tambroni coached the Heaton Mersey Lacrosse Club of the English Lacrosse Union for one year and served as a visiting coach for the Czech-American Lacrosse Foundation in Prague in the summer of 1996.

Tambroni and his wife, Michelle, have three daughters, Carissa, Madison and Ella. Michelle played field hockey at Penn State from 1988-90 and earned All-America honors as a senior.

TAMBRONI YEAR-BY-YEAR

Season	Overall	Pct.	Conf.	Pct.	Finish
2001	7-6	.538	4-2	.667	T-2nd
2002	11-4	.733	4-2	.667	T-2nd
2003	9-4	.692	5-1	.833	T-1st
2004	9-5	.643	5-1	.833	T-1st
2005	11-3	.786	6-0	1.000	1st
2006	11-3	.786	5-1	.833	T-1st
2007	15-1	.938	6-0	1.000	1st
2008	11-4	.733	5-1	.833	T-1st
2009	13-4	.764	5-1	.833	T-1st
2010	12-6	.667	4-2	.667	T-1st
<i>At Cornell</i>	<i>109-40</i>	<i>.732</i>	<i>49-11</i>	<i>.817</i>	
2011	7-7	.500	4-2	.667	2nd
2012	9-6	.600	5-1	.833	2nd
2013	12-5	.706	6-0	1.000	1st
2014	7-6	.538	3-2	.600	3rd
2015	5-9	.357	2-3	.400	4th
2016	8-7	.533	2-3	.400	4th
2017	1-0	1.000	-	-	
<i>At PSU</i>	<i>49-40</i>	<i>.550</i>	<i>22-11</i>	<i>.667</i>	
Career	158-80	.663	71-22	.763	

**9 League Titles (8 Ivy League, 1 CAA)
9 NCAA Appearances**

TAMBRONI LANDMARK WINS

CAREER

WIN	OPPONENT	SCORE	DATE
1	at Fairfield*	10-9	3/3/2001
25	at Dartmouth*	13-5	4/12/2003
50	vs. Army*	13-1	3/11/2006
75	vs. #17 Army*	9-8	3/8/2008
100	vs. Army*	12-11 (OT)	3/6/2010
125	at Michigan	11-6	2/9/2013
150	vs. Robert Morris	20-7	2/6/2016

* - at Cornell

PENN STATE

WIN	OPPONENT	SCORE	DATE
1	vs. Binghamton	9-7	2/19/2011
10	at #16 Ohio State	5-2	2/26/2012
20	at Binghamton	11-7	3/19/2013
30	at #4 Notre Dame	8-7	2/22/2014
40	at Michigan	10-9	4/25/2015

TAMBRONI'S RECORD VS. 2017 OPPONENTS

OPPONENT	W-L	LAST MEETING
Robert Morris	2-0	2/4/2017 (W, 15-11)
Hobart	11-1	2/13/2016 (W, 17-12)
Cornell	1-0	2/20/2016 (W, 8-7)
Villanova	2-4	2/27/2016 (L, 9-19)
Penn	9-3	3/5/2016 (L, 7-11)
Furman	1-0	3/8/2016 (W, 16-7)
Harvard	11-1	3/12/2016 (W, 8-7)
Fairfield	1-0	3/3/2001 (W, 10-9)
Cleveland State	-	-
Ohio State	3-5	4/3/2016 (W-OT, 6-5)
Maryland	0-3	5/5/2016 (L, 9-16)
Johns Hopkins	0-3	4/17/2016 (L, 11-12)
Rutgers	2-1	4/22/2016 (L, 14-15)
Michigan	5-0	4/30/2016 (W, 14-9)

LACROSSE STAFF



PETER TONER
ASSOCIATE HEAD COACH
SEVENTH SEASON
SPRINGFIELD '03



CHRIS DOCTOR
ASSISTANT COACH
SEVENTH SEASON
RUTGERS '07



DAVID SHRIVER
DIRECTOR OF OPERATIONS
SIXTH SEASON
GEORGETOWN '11

TAMBRONI ERA TEAM HIGHS

MOST GOALS

Rank	No.	Opponent	Date
1	22	Michigan	2/8/2014
2	20	Robert Morris	2/6/2016
3	17	Hobart	2/13/2016
4	16	Michigan	2/18/2012
		Hofstra	4/27/2013
		Furman	3/8/2016
7	15	Denver	2/17/2013
		Robert Morris	2/4/2017
		Vermont	2/7/2015
		Denver	3/26/2016

MOST SHOTS

Rank	No.	Opponent	Date
1	57	Michigan	2/9/2013
2	50	Albany	3/22/2014
3	47	Drexel	4/6/2013
4	46	Robert Morris	2/6/2016
5	45	Penn	2/28/2015
6	44	Delaware	4/23/2011
7	43	Michigan	2/18/2012
		Michigan	2/8/2014
		Michigan	4/25/2015
10	42	Denver	2/17/2013

MOST FACEOFF WINS

Rank	No.	Opponent	Date
1	21	Denver	3/10/2014
		Robert Morris	2/4/2017
3	20	Michigan	2/8/2014
		Albany	3/22/2014
5	19	Towson	5/3/2013
		Drexel	4/5/2014
7	18	Harvard	3/12/2016
		Rutgers	4/22/2016
9	17	Binghamton	2/19/2011
		Drexel	3/9/2011
		Lehigh	3/9/2013
		Penn	2/28/2015
		Robert Morris	2/6/2016
		Maryland	5/5/2016

MOST ASSISTS

Rank	No.	Opponent	Date
1	17	Robert Morris	2/6/2016
2	11	Michigan	2/18/2012
		Harvard	3/12/2016
		Michigan	4/30/2016
		Robert Morris	2/4/2017
6	9	Vermont	2/7/2015
		Furman	3/8/2016
		Denver	3/26/2016
9	8	Lehigh	3/9/2013
		Villanova	3/31/2016

MOST GROUNDBALLS

Rank	No.	Opponent	Date
1	50	Albany	3/22/2014
2	47	Robert Morris	2/6/2016
3	44	Michigan	2/9/2013
		Penn	2/28/2015
5	42	Delaware	4/23/2011
6	38	Drexel	4/9/2011
		Towson	4/16/2011
		Towson	4/14/2012
9	36	Hofstra	4/27/2013
		Yale	5/11/2013
		Dartmouth	3/18/2014
		Harvard	3/12/2016

MOST FACEOFF ATTEMPTS

Rank	No.	Opponent	Date
1	33	Hobart	2/13/2016
2	32	Michigan	2/8/2014
		Villanova	2/27/2016
		Rutgers	4/22/2016
5	31	Denver	2/17/2013
		Albany	3/22/2014
7	30	Drexel	4/9/2011
		Denver	3/10/2014
		Drexel	4/5/2014
		Robert Morris	2/4/2017

MOST POINTS

Rank	No.	Opponent	Date
1	37	Robert Morris	2/6/2016
2	28	Michigan	2/8/2014
3	27	Michigan	2/18/2012
4	26	Robert Morris	2/4/2017
5	25	Hobart	2/13/2016
		Furman	3/8/2016
		Michigan	4/30/2016
8	24	Vermont	2/7/2015
		Harvard	3/12/2016
		Denver	3/26/2016

MOST CAUSED TURNOVERS

Rank	No.	Opponent	Date
1	16	Albany	3/22/2014
2	14	Denver	3/10/2012
		Saint Joseph's	3/23/2013
		Bucknell	3/26/2013
5	12	Michigan	2/18/2012
		Towson	4/14/2012
		Yale	5/11/2013
		Dartmouth	3/18/2014
9	11	Drexel	4/9/2011
		Bucknell	3/27/2012
		Delaware	4/19/2014
		Rutgers	4/19/2015

MOST SAVES

Rank	No.	Opponent	Date
1	25	Massachusetts	3/19/2011
2	20	Massachusetts	5/4/2011
3	18	Villanova	3/8/2011
		Notre Dame	2/26/2012
		Harvard	3/7/2015
6	17	Villanova	3/31/2012
		Binghamton	3/16/2013
		Drexel	4/5/2014
		Johns Hopkins	4/30/2015
10	16	Ohio State	3/5/2011
		Massachusetts	3/16/2013
		Villanova	3/30/2013

PLAYER BIOS

NICK CARDILLE #43

FRESHMAN | DEFENSE | 6-1 | 180
WEST GROVE, PA. | AVON GROVE

GAME-BY-GAME STATS

GAME	G	A	Pts	Sh	Up	GB	TO	CT
ROBERT MORRIS at Hobart	0	0	0	0	0	0	0	0
CORNELL at Villanova								
PENN at Villanova								
FURMAN at Harvard								
FAIRFIELD at Harvard								
CLEVELAND STATE at Maryland								
OHIO STATE at Johns Hopkins								
RUTGERS at Johns Hopkins								
at Michigan								

SEASON HIGHS

Points

Goals

Assist

Shots

Ground Balls.....

Caused Turnovers

CAREER STATS

Year	GP-GS	G	A	Pts	Sh	Pct.	GB	TO	CT	Pen
2017	1-0	0	0	0	0	.000	0	0	0	0-0:00
Total	1-0	0	0	0	0	.000	0	0	0	0-0:00

TYLER CHAMBERS #24

SENIOR | MIDFIELD | 5-9 | 190
MEDIA, PA. | EPISCOPAL ACADEMY

GAME-BY-GAME STATS

GAME	G	A	Pts	Sh	Up	GB	TO	CT
ROBERT MORRIS at Hobart	0	0	0	0	0	1	0	0
CORNELL at Villanova								
PENN at Villanova								
FURMAN at Harvard								
FAIRFIELD at Harvard								
CLEVELAND STATE at Maryland								
OHIO STATE at Johns Hopkins								
RUTGERS at Johns Hopkins								
at Michigan								

SEASON HIGHS

Points

Goals

Assist

Shots

Ground Balls..... 1

Caused Turnovers

CAREER HIGHS

Points 1

Goals 1

Assist N/A

Shots 1

Ground Balls..... 2

Caused Turnovers 1

CAREER STATS

Year	GP-GS	G	A	Pts	Sh	Pct.	GB	TO	CT	Pen
2014	1-0	1	0	1	1	1.000	0	0	0	0-0:00
2015	12-0	0	0	0	1	.000	2	2	2	0-0:00
2016	11-0	0	0	0	1	.000	3	0	1	1-0:30
2017	1-0	0	0	0	0	.000	1	0	0	0-0:00
Total	25-0	1	0	1	3	.333	6	2	3	1-0:30

TJ CONNELLAN #2

FRESHMAN | DEFENSE | 6-1 | 1650
CAZENOVIA N.Y. | CAZENOVIA

GAME-BY-GAME STATS

GAME	G	A	Pts	Sh	Up	GB	TO	CT
ROBERT MORRIS at Hobart	0	0	0	0	0	0	0	0
CORNELL at Villanova								
PENN at Villanova								
FURMAN at Harvard								
FAIRFIELD at Harvard								
CLEVELAND STATE at Maryland								
OHIO STATE at Johns Hopkins								
RUTGERS at Johns Hopkins								
at Michigan								

SEASON HIGHS

Points

Goals

Assist

Shots

Ground Balls.....

Caused Turnovers

CAREER STATS

Year	GP-GS	G	A	Pts	Sh	Pct.	GB	TO	CT	Pen
2017	1-1	0	0	0	0	.000	0	0	0	0-0:00
Total	1-1	0	0	0	0	.000	0	0	0	0-0:00

DAN CRAIG #35

SENIOR | MIDFIELD | 6-1 | 178
SHELburne, ONTARIO | CENTRE DUFFERIN

GAME-BY-GAME STATS

GAME	G	A	Pts	Sh	Up	GB	TO	CT
ROBERT MORRIS at Hobart	0	0	0	4	0	0	1	0
CORNELL at Villanova								
PENN at Villanova								
FURMAN at Harvard								
FAIRFIELD at Harvard								
CLEVELAND STATE at Maryland								
OHIO STATE at Johns Hopkins								
RUTGERS at Johns Hopkins								
at Michigan								

SEASON HIGHS

Points

Goals

Assist

Shots 4

Ground Balls.....

Caused Turnovers

CAREER HIGHS

Points 4

Goals 3

Assist 3

Shots 7

Ground Balls..... 4

Caused Turnovers 1

CAREER STATS

Year	GP-GS	G	A	Pts	Sh	Pct.	GB	TO	CT	Pen
2014	12-7	9	8	17	22	.409	7	9	0	1-0:30
2015	13-11	11	9	20	38	.289	9	1	4	3-1:30
2016	15-15	12	7	19	36	.333	7	8	0	1-1:00
2017	1-0	0	0	0	4	.000	0	1	0	1-0:30
Total	41-33	32	24	56	100	.320	23	19	4	6-3:30

MATT DONNELLY #11

SOPHOMORE | MIDFIELD | 5-7 | 165
SEWELL, N.J. | CELARVIEW REGIONAL

GAME-BY-GAME STATS

GAME	G	A	Pts	Sh	Up	GB	TO	CT
ROBERT MORRIS at Hobart	0	0	0	0	0	0	0	0
CORNELL at Villanova								
PENN at Villanova								
FURMAN at Harvard								
FAIRFIELD at Harvard								
CLEVELAND STATE at Maryland								
OHIO STATE at Johns Hopkins								
RUTGERS at Johns Hopkins								
at Michigan								

SEASON HIGHS

Points

Goals

Assist

Shots

Ground Balls.....

Caused Turnovers

CAREER HIGHS

Points 1

Goals 1

Assist N/A

Shots 2

Ground Balls..... 2

Caused Turnovers N/A

CAREER STATS

Year	GP-GS	G	A	Pts	Sh	Pct.	GB	TO	CT	Pen
2016	6-0	1	0	1	5	.200	3	2	0	0-0:00
2017	1-0	0	0	0	0	.000	0	0	0	0-0:00
Total	7-0	1	0	1	5	.200	3	2	0	0-0:00

MATTHEW FISHER #26

FRESHMAN | MIDFIELD | 5-10 | 180
ALEXANDRIA, VA | ST. STEPHEN'S & ST. AGNES

GAME-BY-GAME STATS

GAME	G	A	Pts	Sh	Up	GB	TO	CT
ROBERT MORRIS								
at Hobart								
CORNELL at Villanova								
PENN at Villanova								
FURMAN at Harvard								
FAIRFIELD at Harvard								
CLEVELAND STATE at Maryland								
OHIO STATE at Johns Hopkins								
RUTGERS at Johns Hopkins								
at Michigan								

SEASON HIGHS

Points

Goals

Assist

Shots

Ground Balls.....

Caused Turnovers

CAREER STATS

Year	GP-GS	G	A	Pts	Sh	Pct.	GB	TO	CT	Pen
2017	-	-	-	-	-	-	-	-	-	-
Total	-	-	-	-	-	-	-	-	-	-

PLAYER BIOS

MATT FLORENCE #8

REDSHIRT SENIOR | MIDFIELD | 5-11 | 175
GREENWOOD VILLAGA, COLO. | KENT DOVER (VIRGINIA)

GAME-BY-GAME STATS

GAME	G	A	Pts	Sh	Up	GB	TO	CT
ROBERT MORRIS	0	1	1	2	0	0	1	1
at Hobart								
CORNELL								
at Villanova								
PENN								
FURMAN								
at Harvard								
FAIRFIELD								
CLEVELAND STATE								
OHIO STATE								
at Maryland								
at Johns Hopkins								
RUTGERS								
at Michigan								

SEASON HIGHS

Points 1 vs. Robert Morris (2/4)
Goals -
Assist 1 vs. Robert Morris (2/4)
Shots 1 vs. Robert Morris (2/4)
Ground Balls -
Caused Turnovers 1 vs. Robert Morris (2/4)

CAREER HIGHS

Points 5 2x, last vs. Penn (2/28/15)
Goals 4 vs. Penn (2/28/15)
Assist 2 2x, last vs. Johns Hopkins (4/30/15)
Shots 9 vs. Johns Hopkins (4/30/15)
Ground Balls 3 vs. Harvard (3/12/16)
Caused Turnovers 1 vs. Robert Morris (2/4)

CAREER STATS

Year	GP-GS	G	A	Pts	Sh	Pct.	GB	TO	CT	Pen
2013*	5-0	1	0	1	5	.200	2	1	0	0-0:00
2014* Redshirt Season										
2015	12-10	16	8	24	52	.308	7	18	0	2-1:00
2016	15-15	20	4	24	60	.333	10	16	0	0-0:00
2017	1-1	0	1	1	2	.000	0	1	1	0-0:00
Total	32-25	37	13	50	119	.321	19	36	1	2-1:00

DYLAN FOULDS #14

REDSHIRT FRESHMAN | ATTACK | 6-0 | 180
PORT COQUITLAM, BRITISH COLUMBIA | TERRY FOX SECONDARY

GAME-BY-GAME STATS

GAME	G	A	Pts	Sh	Up	GB	TO	CT
ROBERT MORRIS	1	0	1	2	0	0	1	0
at Hobart								
CORNELL								
at Villanova								
PENN								
FURMAN								
at Harvard								
FAIRFIELD								
CLEVELAND STATE								
OHIO STATE								
at Maryland								
at Johns Hopkins								
RUTGERS								
at Michigan								

SEASON HIGHS

Points 1 vs. Robert Morris (2/4)
Goals 1 vs. Robert Morris (2/4)
Assist -
Shots 2 vs. Robert Morris (2/4)
Ground Balls -
Caused Turnovers -

CAREER STATS

Year	GP-GS	G	A	Pts	Sh	Pct.	GB	TO	CT	Pen
2016	Redshirt Season									
2017	1-0	1	0	1	2	.500	0	1	0	0-0:00
Total	1-0	1	0	1	2	.500	0	1	0	0-0:00

KEVIN FOX #31

SOPHOMORE | DEFENSE | 5-9 | 170
ANNAPOLIS, MD. | ST. MARY'S

GAME-BY-GAME STATS

GAME	G	A	Pts	Sh	Up	GB	TO	CT
ROBERT MORRIS	0	0	0	0	0	3	0	0
at Hobart								
CORNELL								
at Villanova								
PENN								
FURMAN								
at Harvard								
FAIRFIELD								
CLEVELAND STATE								
OHIO STATE								
at Maryland								
at Johns Hopkins								
RUTGERS								
at Michigan								

SEASON HIGHS

Points -
Goals -
Assist -
Shots -
Ground Balls 3 vs. Robert Morris (2/4)
Caused Turnovers -

CAREER HIGHS

Points 1 3x, last vs. Cornell (2/20)
Goals 1 3x, last vs. Cornell (2/20)
Assist N/A
Shots 1 3x, last vs. Cornell (2/20)
Ground Balls 9 vs. Robert Morris (2/6/16)
Caused Turnovers 3 vs. Michigan (4/30/16)

CAREER STATS

Year	GP-GS	G	A	Pts	Sh	Pct.	GB	TO	CT	Pen
2016	11-0	3	0	3	3	1.000	21	2	5	2-1:00
2017	1-0	0	0	0	0	.000	3	0	0	0-0:00
Total	2-0	3	0	3	3	1.000	24	2	5	2-1:00

KEVIN HILL #5

SOPHOMORE | MIDFIELD | 5-10 | 175
WEBSTER, N.Y. | WEBSTER THOMAS

GAME-BY-GAME STATS

GAME	G	A	Pts	Sh	Up	GB	TO	CT
ROBERT MORRIS	0	2	2	2	0	0	0	0
at Hobart								
CORNELL								
at Villanova								
PENN								
FURMAN								
at Harvard								
FAIRFIELD								
CLEVELAND STATE								
OHIO STATE								
at Maryland								
at Johns Hopkins								
RUTGERS								
at Michigan								

SEASON HIGHS

Points 2 vs. Robert Morris (2/4)
Goals -
Assist 2 vs. Robert Morris (2/4)
Shots 2 vs. Robert Morris (2/4)
Ground Balls -
Caused Turnovers -

CAREER HIGHS

Points 3 2x, last vs. Michigan (4/30/16)
Goals 3 vs. Michigan (4/30/16)
Assist 2 3x, last vs. Robert Morris (2/4/17)
Shots 6 vs. Michigan (4/30/16)
Ground Balls 2 vs. Robert Morris (2/6/16)
Caused Turnovers N/A N/A

CAREER STATS

Year	GP-GS	G	A	Pts	Sh	Pct.	GB	TO	CT	Pen
2016	15-0	14	5	19	32	.438	9	5	0	0-0:00
2017	1-1	0	2	2	2	.000	0	0	0	0-0:00
Total	16-1	14	7	21	34	.412	9	5	0	0-0:00

CHRIS ISENBERG #4

JUNIOR | LSM | 6-1 | 170
GLEN MILLS, PA. | MALVERN PREP

GAME-BY-GAME STATS

GAME	G	A	Pts	Sh	Up	GB	TO	CT
ROBERT MORRIS								DNP
at Hobart								
CORNELL								
at Villanova								
PENN								
FURMAN								
at Harvard								
FAIRFIELD								
CLEVELAND STATE								
OHIO STATE								
at Maryland								
at Johns Hopkins								
RUTGERS								
at Michigan								

SEASON HIGHS

Points -
Goals -
Assist -
Shots -
Ground Balls -
Caused Turnovers -

CAREER HIGHS

Points N/A
Goals N/A
Assist N/A
Shots 1 at Furman (3/8/16)
Ground Balls 4 at Furman (3/8/16)
Caused Turnovers 1 3x, last vs. Harvard (3/12/16)

CAREER STATS

Year	GP-GS	G	A	Pts	Sh	Pct.	GB	TO	CT	Pen
2015	0-0	0	0	0	0	.000	0	0	0	0-0:00
2016	14-0	0	0	0	1	.000	15	0	3	1-1:00
2017	-	-	-	-	-	-	-	-	-	-
Total	14-0	0	0	0	1	.000	15	0	3	1-1:00

RYAN KEENAN #6

SOPHOMORE | MIDFIELD | 5-9 | 165
SMITHTOWN, N.Y. | SMITHTOWN WEST

GAME-BY-GAME STATS

GAME	G	A	Pts	Sh	Up	GB	TO	CT
ROBERT MORRIS	0	1	1	1	0	0	0	0
at Hobart								
CORNELL								
at Villanova								
PENN								
FURMAN								
at Harvard								
FAIRFIELD								
CLEVELAND STATE								
OHIO STATE								
at Maryland								
at Johns Hopkins								
RUTGERS								
at Michigan								

SEASON HIGHS

Points 1 vs. Robert Morris (2/4)
Goals -
Assist -
Shots 1 vs. Robert Morris (2/4)
Ground Balls 1 vs. Robert Morris (2/4)
Caused Turnovers -

CAREER HIGHS

Points 5 vs. Denver (3/26/16)
Goals 3 2x, last vs. Denver (3/26/16)
Assist 2 3x, last vs. Johns Hopkins (4/17/16)
Shots 7 vs. Hobart (2/13/16)
Ground Balls 1 6x, last vs. Michigan (4/30/16)
Caused Turnovers 1 vs. Michigan (4/30/16)

CAREER STATS

Year	GP-GS	G	A	Pts	Sh	Pct.	GB	TO	CT	Pen
2015	10-5	1	3	4	13	.077	2	8	0	1-0:30
2016	15-0	10	9	19	36	.278	5	5	2	2-2:00
2017	1-0	0	1	1	1	.000	0	0	0	0-0:00
Total	26-5	11	13	24	50	.220	7	13	2	3-2:30

PLAYER BIOS

COLBY KNEESE #34

FRESHMAN | GOALIE | 5-10 | 173
DALLAS, TEXAS | HIGHLAND PARK

GAME-BY-GAME STATS

GAME	MIN	GA	GAA	SV	GB	CT
ROBERT MORRIS	38:45	5	7.74	8	1	0
at Hobart						
CORNELL						
at Villanova						
PENN						
FURMAN						
at Harvard						
FAIRFIELD						
CLEVELAND STATE						
OHIO STATE						
at Maryland						
at Johns Hopkins						
RUTGERS						
at Michigan						

SEASON HIGHS

Fewest GA.....5 vs. Robert Morris (2/4)
GAA.....7.74 vs. Robert Morris (2/4)
Saves.....8 vs. Robert Morris (2/4)
Save Percentage......615 vs. Robert Morris (2/4)

CAREER STATS

Year	GP-GS	MIN	GA	GAA	SV	SV%	W-L	SF
2017	1-0	38:45	5	7.74	8	0.615	1-0	20
Total	1-0	38:45	5	7.74	8	0.615	1-0	20

DRAKE KREINZ #38

SENIOR | MIDFILED/FOGO | 6-0 | 194
DELAFIELD, WIS. | THE PORTSMOUTH ABBEY SCHOOL (R.I.)

GAME-BY-GAME STATS

GAME	G	A	Pts	Sh	Up	GB	TO	CT
ROBERT MORRIS	0	0	0	0	0	0	0	0
at Hobart								
CORNELL								
at Villanova								
PENN								
FURMAN								
at Harvard								
FAIRFIELD								
CLEVELAND STATE								
OHIO STATE								
at Maryland								
at Johns Hopkins								
RUTGERS								
at Michigan								

SEASON HIGHS

Points
Goals
Assist
Shots
Ground Balls.....
Caused Turnovers
Faceoff Wins.....

CAREER HIGHS

Points.....22x, last at Harvard (3/7/15)
Goals.....2 vs. Harvard (3/7/15)
Assist.....3 vs. Harvard (3/7/15)
Shots.....12 vs. Loyola (2/15/14)
Ground Balls.....13x, last vs. Rutgers (4/19/15)
Caused Turnovers14x, last vs. Vermont (2/7/15)
Faceoff Wins.....21 vs. Denver (3/10/14)

CAREER STATS

Year	GP-GS	G	A	Pts	Sh	Pct.	GB	TO	CT	Pen
2013	Redshirt Season									
2014	13-13	3	2	5	5	.600	70	3	1	2-1:30
2015	13-3	3	2	5	11	.273	60	8	3	1-1:00
2016	2-0	0	0	0	0	.000	3	0	0	1-0:30
2017	1-0	0	0	0	0	.000	0	0	0	0-0:00
Total	29-16	6	4	10	16	.375	133	11	4	4-3:00

DEAN LAMELA #32

SOPHOMORE | DEFENSE | 6-2 | 205
BRICK, N.J. | THE LAWERENCEVILLE SCHOOL

GAME-BY-GAME STATS

GAME	G	A	Pts	Sh	Up	GB	TO	CT
ROBERT MORRIS								
at Hobart								
CORNELL								
at Villanova								
PENN								
FURMAN								
at Harvard								
FAIRFIELD								
CLEVELAND STATE								
OHIO STATE								
at Maryland								
at Johns Hopkins								
RUTGERS								
at Michigan								

SEASON HIGHS

Points
Goals
Assist
Shots
Ground Balls.....
Caused Turnovers

CAREER HIGHS

Points.....N/AN/A
Goals.....N/AN/A
Assist.....N/AN/A
Shots.....N/AN/A
Ground Balls.....1at Furman (3/8/16)
Caused Turnovers1vs. Robert Morris (2/6/16)

CAREER STATS

Year	GP-GS	G	A	Pts	Sh	Pct.	GB	TO	CT	Pen
2016	2-0	0	0	0	0	.000	1	0	1	0-0:00
2017	-	-	-	-	-	-	-	-	-	-
Total	2-0	0	0	0	0	.000	1	0	1	0-0:00

BILLY LOMBARDI #44

SENIOR | FOGO | 5-7 | 195
ROCHESTER, N.Y. | AQUINAS INSTITUTE

GAME-BY-GAME STATS

GAME	G	A	Pts	Sh	Up	GB	TO	CT
ROBERT MORRIS								
at Hobart								
CORNELL								
at Villanova								
PENN								
FURMAN								
at Harvard								
FAIRFIELD								
CLEVELAND STATE								
OHIO STATE								
at Maryland								
at Johns Hopkins								
RUTGERS								
at Michigan								

SEASON HIGHS

Points
Goals
Assist
Shots
Ground Balls.....
Caused Turnovers
Faceoff Wins.....

CAREER HIGHS

Points.....1, 2xlast vs. Hobart (2/13/16)
Goals.....1, 2xlast vs. Hobart (2/13/16)
Assist.....N/AN/A
Shots.....1, 2xlast vs. Hobart (2/13/16)
Ground Balls.....73x, last at Rutgers (4/22/16)
Caused TurnoversN/AN/A
Faceoff Wins.....18at Rutgers (4/22/16)

CAREER STATS

Year	GP-GS	G	A	Pts	Sh	Pct.	GB	TO	CT	Pen
2014	Did Not Play									
2015	9-0	1	0	1	2	.500	15	0	1	2-1:30
2016	14-0	1	-	1	1	1.000	37	7	0	1-1:00
2017	-	-	-	-	-	-	-	-	-	-
Total	23-0	2	0	2	3	.667	5	2	7	3-2:30

NICK McEVROY #9

FRESHMAN | FOGO | 5-10 | 177
WASHINGTON D.C. | GONZAGA COLLEGE HS

GAME-BY-GAME STATS

GAME	G	A	Pts	Sh	Up	GB	TO	CT
ROBERT MORRIS	0	0	0	0	0	1	0	1
at Hobart								
CORNELL								
at Villanova								
PENN								
FURMAN								
at Harvard								
FAIRFIELD								
CLEVELAND STATE								
OHIO STATE								
at Maryland								
at Johns Hopkins								
RUTGERS								
at Michigan								

SEASON HIGHS

Points
Goals
Assist
Shots
Ground Balls.....1vs. Robert Morris (2/4)
Caused Turnovers1vs. Robert Morris (2/4)
Faceoff Wins.....

CAREER STATS

Year	GP-GS	G	A	Pts	Sh	Pct.	GB	TO	CT	Pen
2017	1-0	0	0	0	0	.000	1	0	1	0-0:00
Total	1-0	0	0	0	0	.000	1	0	1	0-0:00

JIMMY NOWOSWIAT #42

SOPHOMORE | ATTACK | 6-3 | 225
KENNETH SQUARE, PA. | UNIONVILLE

GAME-BY-GAME STATS

GAME	G	A	Pts	Sh	Up	GB	TO	CT
ROBERT MORRIS	0	0	0	0	0	0	0	0
at Hobart								
CORNELL								
at Villanova								
PENN								
FURMAN								
at Harvard								
FAIRFIELD								
CLEVELAND STATE								
OHIO STATE								
at Maryland								
at Johns Hopkins								
RUTGERS								
at Michigan								

SEASON HIGHS

Points
Goals
Assist
Shots
Ground Balls.....
Caused Turnovers

CAREER HIGHS

Points.....2 vs. Villanova (2/27/16)
Goals.....12x - last vs. Villanova (2/27/16)
Assist.....1vs. Villanova (2/27/16)
Shots.....2at Furman (3/8/16)
Ground Balls.....N/AN/A
Caused TurnoversN/AN/A

CAREER STATS

Year	GP-GS	G	A	Pts	Sh	Pct.	GB	TO	CT	Pen
2016	3-0	2	1	3	4	.500	0	3	0	0-0:00
2017	1-0	0	0	0	0	.000	0	0	0	0-0:00
Total	4-0	2	1	3	4	.500	0	3	0	0-0:00

PLAYER BIOS

MAC O'KEEFE #3

FRESHMAN | ATTACK | 6-0 | 180
 SYOSSET, N.Y. | SYOSSET

GAME-BY-GAME STATS

GAME	G	A	Pts	Sh	Up	GB	TO	CT
ROBERT MORRIS	7	0	7	12	1	0	2	0
at Hobart								
CORNELL								
at Villanova								
PENN								
FURMAN								
at Harvard								
FAIRFIELD								
CLEVELAND STATE								
OHIO STATE								
at Maryland								
at Johns Hopkins								
RUTGERS								
at Michigan								

SEASON HIGHS

Points 7 vs. Robert Morris (2/4)
 Goals 7 vs. Robert Morris (2/4)
 Assist
 Shots 12 vs. Robert Morris (2/4)
 Ground Balls
 Caused Turnovers

CAREER STATS

Year	GP-GS	G	A	Pts	Sh	Pct.	GB	TO	CT	Pen
2017	1-1	7	0	7	12	.583	0	2	0	0-0:00
Total	1-1	7	0	7	12	.583	0	2	0	0-0:00

HUNTER PEARL #20

JUNIOR | GOALIE/DEFENSE | 5-11 | 195
 LINCOLN UNIVERSITY, PA. | AVON GROVE

GAME-BY-GAME STATS

GAME	G	A	Pts	Sh	Up	GB	TO	CT
ROBERT MORRIS								
at Hobart								
CORNELL								
at Villanova								
PENN								
FURMAN								
at Harvard								
FAIRFIELD								
CLEVELAND STATE								
OHIO STATE								
at Maryland								
at Johns Hopkins								
RUTGERS								
at Michigan								

SEASON HIGHS

Fewest GA
 GAA
 Saves
 Save Percentage
 Ground Balls
 Caused Turnovers

CAREER HIGHS

Fewest GA 4 vs. Robert Morris (2/6/16)
 GAA 20.61 vs. Robert Morris (2/6/16)
 Saves 4 vs. Robert Morris (2/6/16)
 Save Percentage571 vs. Robert Morris (2/6/16)
 Ground Balls N/A vs. Robert Morris (2/6/16)
 Caused Turnovers N/A vs. Robert Morris (2/6/16)

CAREER STATS

Year	GP-GS	MIN	GA	GAA	SV	SV%	W-L	SF
2015	1-0	0:50	0	0	0	.000	0-0	0
2016	2-0	8:44	3	20.61	4	.571	0-0	9
2017	-	-	-	-	-	-	-	-
Total	3-0	9:34	3	18.82	4	0.571	0-0	9

TANNER PECK #7

JUNIOR | MIDFIELD | 6-1 | 210
 LINCOLN UNIVERSITY, PA. | AVON GROVE

GAME-BY-GAME STATS

GAME	G	A	Pts	Sh	Up	GB	TO	CT
ROBERT MORRIS								
at Hobart								
CORNELL								
at Villanova								
PENN								
FURMAN								
at Harvard								
FAIRFIELD								
CLEVELAND STATE								
OHIO STATE								
at Maryland								
at Johns Hopkins								
RUTGERS								
at Michigan								

SEASON HIGHS

Points
 Goals
 Assist
 Shots
 Ground Balls
 Caused Turnovers

CAREER HIGHS

Points 2 at Furman (3/8/16)
 Goals 1 at UMass (3/14/15)
 Assist 2 at Furman (3/8/16)
 Shots 3 vs. Robert Morris (2/6/16)
 Ground Balls 1 vs. Vermont (2/7/15)
 Caused Turnovers N/A N/A

CAREER STATS

Year	GP-GS	G	A	Pts	Sh	Pct.	GB	TO	CT	Pen
2015	10-5	1	3	4	13	.077	2	8	0	1-0:30
2016	6-0	0	4	4	8	.000	0	5	0	0-0:00
2017	-	-	-	-	-	-	-	-	-	-
Total	11-5	1	4	5	13	.077	1	6	0	0-0:00

BRIAN PRESTREAU #22

SENIOR | MIDFIELD | 6-0 | 168
 YORKTOWN HEIGHTS, NY. | YORKTOWN

GAME-BY-GAME STATS

GAME	G	A	Pts	Sh	Up	GB	TO	CT
ROBERT MORRIS								
at Hobart								
CORNELL								
at Villanova								
PENN								
FURMAN								
at Harvard								
FAIRFIELD								
CLEVELAND STATE								
OHIO STATE								
at Maryland								
at Johns Hopkins								
RUTGERS								
at Michigan								

SEASON HIGHS

Points
 Goals
 Assist
 Shots
 Ground Balls
 Caused Turnovers

CAREER HIGHS

Points 2 2x, last vs. Hobart (2/13/16)
 Goals 2 vs. Robert Morris (2/6/16)
 Assist 1 4x, last at Furman (3/8/16)
 Shots 5 at Michigan (4/25/15)
 Ground Balls 1 6x, last vs. Maryland (4/10/16)
 Caused Turnovers 1 2x, last vs. Rutgers (4/19/15)

CAREER STATS

Year	GP-GS	G	A	Pts	Sh	Pct.	GB	TO	CT	Pen
2014	9-0	3	2	5	17	.176	1	1	1	0-0:00
2015	13-1	5	0	5	20	.250	2	2	1	2-1:30
2016	13-4	7	2	9	23	.304	3	2	0	0-0:00
2017	-	-	-	-	-	-	-	-	-	-
Total	35-5	15	4	19	60	.250	6	5	2	2-1:30

JACK RUSBULTD #28

FRESHMAN | GOALKEEPER | 5-10 | 165
 RICHMOND, VA. | COLLEGIATE SCHOOL

GAME-BY-GAME STATS

GAME	MIN	GA	GAA	SV	GB	CT
ROBERT MORRIS						
at Hobart						
CORNELL						
at Villanova						
PENN						
FURMAN						
at Harvard						
FAIRFIELD						
CLEVELAND STATE						
OHIO STATE						
at Maryland						
at Johns Hopkins						
RUTGERS						
at Michigan						

SEASON HIGHS

Fewest GA
 GAA
 Saves
 Save Percentage
 Ground Balls
 Caused Turnovers

CAREER STATS

Year	GP-GS	MIN	GA	GAA	SV	SV%	W-L	SF
2017	-	-	-	-	-	-	-	-
Total	-	-	-	-	-	-	-	-

CHRIS SABIA #25

SOPHOMORE | DEFENSE | 6-2 | 185
 HARLEYSVILLE, PA. | THE HAVERFORD SCHOOL

GAME-BY-GAME STATS

GAME	G	A	Pts	Sh	Up	GB	TO	CT
ROBERT MORRIS	0	0	0	0	0	3	0	2
at Hobart								
CORNELL								
at Villanova								
PENN								
FURMAN								
at Harvard								
FAIRFIELD								
CLEVELAND STATE								
OHIO STATE								
at Maryland								
at Johns Hopkins								
RUTGERS								
at Michigan								

SEASON HIGHS

Points
 Goals
 Assist
 Shots 3 vs. Robert Morris (2/4)
 Ground Balls 2 vs. Robert Morris (2/4)
 Caused Turnovers 2 vs. Robert Morris (2/4)

CAREER HIGHS

Points N/A N/A
 Goals N/A N/A
 Assist N/A N/A
 Shots N/A N/A
 Ground Balls 4 at Rutgers (4/22/16)
 Caused Turnovers 3 2x, last vs. Harvard (3/12/16)

CAREER STATS

Year	GP-GS	G	A	Pts	Sh	Pct.	GB	TO	CT	Pen
2016	15-15	0	0	0	0	.000	26	2	12	3-2:30
2017	1-1	0	0	0	0	.000	3	0	2	0-0:00
Total	16-16	0	0	0	0	.000	29	2	14	3-2:30

PLAYER BIOS

MITCH SCHAEFER #37

FRESHMAN | MIDFIELD | 5-11 | 160
CANANDAIGUA, NY. | CANANDAIGUA ACADEMY

GAME-BY-GAME STATS

GAME	G	A	Pts	Sh	Up	GB	TO	CT
ROBERT MORRIS			DNP					
at Hobart								
CORNELL								
at Villanova								
PENN								
FURMAN								
at Harvard								
FAIRFIELD								
CLEVELAND STATE								
OHIO STATE								
at Maryland								
at Johns Hopkins								
RUTGERS								
at Michigan								

SEASON HIGHS

Points
Goals
Assist
Shots
Ground Balls
Caused Turnovers

CAREER STATS

Year	GP-GS	G	A	Pts	Sh	Pct.	GB	TO	CT	Pen
2017	-	-	-	-	-	-	-	-	-	-
Total	-	-	-	-	-	-	-	-	-	-

WILL SCHREINER #19

JUNIOR | GOALKEEPER | 6-1 | 210
KEMBLESVILLE, PA. | AVON GROVE

GAME-BY-GAME STATS

GAME	MIN	GA	GAA	SV	GB	CT
ROBERT MORRIS	21:15	6	16.94	3	0	0
at Hobart						
CORNELL						
at Villanova						
PENN						
FURMAN						
at Harvard						
FAIRFIELD						
CLEVELAND STATE						
OHIO STATE						
at Maryland						
at Johns Hopkins						
RUTGERS						
at Michigan						

SEASON HIGHS

Fewest GA 6 vs. Robert Morris (2/4)
GAA 16.94 vs. Robert Morris (2/4)
Saves 3 vs. Robert Morris (2/4)
Save Percentage333 vs. Robert Morris (2/4)
Ground Balls
Caused Turnovers

CAREER HIGHS

Fewest GA 4 vs. Robert Morris (2/6/16)
GAA 5.00 at Ohio State (4/3/16)
Saves 15 at Ohio State (4/3/16)
Save Percentage750 at Ohio State (4/3/16)
Ground Balls N/A N/A
Caused Turnovers N/A N/A

CAREER STATS

Year	GP-GS	MIN	GA	GAA	SV	SV%	W-L	SF
2015	0-0	0:00	0	0	0	.000	0-0	0
2016	15-15	854:16	155	10.89	131	.458	8-7	523
2017	1-1	21:15	6	16.94	3	.333	0-0	9
Total	16-16	875:31	161	11.03	134	.454	8-7	532

TREVOR SCOLLINS #41

SOPHOMORE | GOALKEEPER | 6-1 | 175
MARSHFIELD, MASS. | MARSHFIELD

GAME-BY-GAME STATS

GAME	MIN	GA	GAA	SV	GB	CT
ROBERT MORRIS				DNP		
at Hobart						
CORNELL						
at Villanova						
PENN						
FURMAN						
at Harvard						
FAIRFIELD						
CLEVELAND STATE						
OHIO STATE						
at Maryland						
at Johns Hopkins						
RUTGERS						
at Michigan						

SEASON HIGHS

Fewest GA
GAA
Saves
Save Percentage
Ground Balls
Caused Turnovers

CAREER HIGHS

Fewest GA N/A N/A
GAA N/A N/A
Saves 4 vs. Villanova (2/27/16)
Save Percentage 1.000 vs. Robert Morris (2/6/16)
Ground Balls N/A N/A
Caused Turnovers N/A N/A

CAREER STATS

Year	GP-GS	MIN	GA	GAA	SV	SV%	W-L	SF
2016	3-0	43:59	6	8.18	7	.538	0-0	20
2017	-	-	-	-	-	-	-	-
Total	3-0	43:59	6	8.18	7	.538	0-0	20

MATT SEXTON #16

REDSHIRT SENIOR | MIDFIELD | 5-11 | 178
NISKAYUNA, NY. | NISKAYUNA

GAME-BY-GAME STATS

GAME	G	A	Pts	Sh	Up	GB	TO	CT
ROBERT MORRIS	0	0	0	0	0	0	0	0
at Hobart								
CORNELL								
at Villanova								
PENN								
FURMAN								
at Harvard								
FAIRFIELD								
CLEVELAND STATE								
OHIO STATE								
at Maryland								
at Johns Hopkins								
RUTGERS								
at Michigan								

SEASON HIGHS

Points
Goals
Assist
Shots
Ground Balls
Caused Turnovers

CAREER HIGHS

Points 2 3x, last vs. Marist (3/10/15)
Goals 2 vs. Marist (3/10/15)
Assist 2 vs. Lehigh (3/9/13)
Shots 2 5x, last vs. Denver (3/21/15)
Ground Balls 2 vs. Rutgers (4/19/15)
Caused Turnovers N/A N/A

CAREER STATS

Year	GP-GS	G	A	Pts	Sh	Pct.	GB	TO	CT	Pen
2013	6-0	0	2	2	2	.000	1	0	0	1-1:00
2014	11-0	1	2	3	6	.167	1	1	0	0-0:00
2015	13-0	4	2	6	14	.286	4	5	0	0-0:00
2016										DNP
2017	1-0	0	0	0	0	.000	0	0	0	0
Total	31-0	4	6	11	22	.227	6	6	0	1-1:00

CONOR SMITH #29

FRESHMAN | ATTACK | 6-1 | 170
LONG ISLAND, NY. | WEST ISLP

GAME-BY-GAME STATS

GAME	G	A	Pts	Sh	Up	GB	TO	CT
ROBERT MORRIS	0	0	0	0	0	0	0	0
at Hobart								
CORNELL								
at Villanova								
PENN								
FURMAN								
at Harvard								
FAIRFIELD								
CLEVELAND STATE								
OHIO STATE								
at Maryland								
at Johns Hopkins								
RUTGERS								
at Michigan								

SEASON HIGHS

Points
Goals
Assist
Shots
Ground Balls
Caused Turnovers

CAREER STATS

Year	GP-GS	G	A	Pts	Sh	Pct.	GB	TO	CT	Pen
2017	1-0	0	0	0	0	.000	0	0	0	0-0:00
Total	1-0	0	0	0	0	.000	0	0	0	0-0:00

NICK SPILLANE #13

SOPHOMORE | MIDFIELD | 5-10 | 165
FRANKLIN SQUARE, NY. | CAREY

GAME-BY-GAME STATS

GAME	G	A	Pts	Sh	Up	GB	TO	CT
ROBERT MORRIS	0	0	0	1	0	1	0	0
at Hobart								
CORNELL								
at Villanova								
PENN								
FURMAN								
at Harvard								
FAIRFIELD								
CLEVELAND STATE								
OHIO STATE								
at Maryland								
at Johns Hopkins								
RUTGERS								
at Michigan								

SEASON HIGHS

Points
Goals
Assist
Shots 1 vs. Robert Morris (2/4)
Ground Balls 1 vs. Robert Morris (2/4)
Caused Turnovers

CAREER HIGHS

Points 2 2x, last vs. Johns Hopkins (4/17/16)
Goals 1 4x, last at Rutgers (4/22/16)
Assist 1 2x, last vs. Johns Hopkins (4/17/16)
Shots 4 vs. Robert Morris (2/6/16)
Ground Balls 1 3x, last vs. Robert Morris (2/4/17)
Caused Turnovers N/A N/A

CAREER STATS

Year	GP-GS	G	A	Pts	Sh	Pct.	GB	TO	CT	Pen
2016	10-0	4	2	6	15	.267	2	2	0	0-0:00
2017	1-0	0	0	0	1	.000	1	0	1	0-0:00
Total	11-0	4	2	6	16	.250	3	2	1	0-0:00

COMBINED STATS

RECORD:	OVERALL	HOME	AWAY	NEUTRAL
ALL GAMES	1-0	1-0	0-0	0-0
CONFERENCE	0-0	0-0	0-0	0-0
NON-CONFERENCE	1-0	1-0	0-0	0-0

Date	Opponent	Score	Att.
Feb 04	ROBERT MORRIS	w 15-11	755

	PSU	OPP
TEAM STATISTICS		
SHOT STATISTICS		
Goals-Shot attempts	15-39	11-29
Goals scored per game	15.00	11.00
Shot pct.	.385	.379
Shots/Game	39.0	29.0
Assists	11	8
MAN-UP OPPORTUNITIES		
Goals-Opportunities	1-3	2-2
Conversion Percent	.333	1.000
GOAL BREAKDOWN		
Total Goals	15	11
Man-up	1	2
Man-down	0	0
Unassisted	4	3
Overtime	0	0
Goals scored average	15.00	11.00
GROUND BALLS		
	32	18
TURNOVERS		
	11	15
CAUSED TURNOVERS		
	8	6
FACEOFFS (W-L)		
Faceoff W-L Pct.	21-30	9-30
	.700	.300
CLEARs		
Clear Pct.	14-15	17-19
	.933	.895
PENALTIES		
Number	2	3
Minutes	1:30	1:30
ATTENDANCE		
Total	755	0
Dates/Avg Per Date	1/755	0/0
Neutral Site #/Avg	0/0	

## PLAYER	GP	G	A	Pts	Sh	Up	Dn	GB	Faceoff
3 O'Keefe, Mac	1	7	0	7	12	1	0	0	0-0
39 Sutton, Mike	1	4	0	4	6	0	0	0	0-0
40 Arceri, Gerard	1	1	0	1	1	0	0	13	21-30
1 Ament, Grant	1	1	5	6	4	0	0	2	0-0
14 Foulds, Dylan	1	1	0	1	2	0	0	0	0-0
10 Aponte, Nick	1	1	2	3	4	0	0	2	0-0
11 Donnelly, Matt	1	0	0	0	0	0	0	0	0-0
12 Butler, Tyler	1	0	0	0	0	0	0	0	0-0
13 Spillane, Nick	1	0	0	0	1	0	0	1	0-0
15 Black, Robby	1	0	0	0	0	0	0	0	0-0
16 Sexton, Matt	1	0	0	0	0	0	0	0	0-0
19 Schreiner, Will	1	0	0	0	0	0	0	0	0-0
23 Wright, Tommy	1	0	0	0	0	0	0	2	0-0
24 Chambers, Tyler	1	0	0	0	0	0	0	1	0-0
25 Sabia, Christopher	1	0	0	0	0	0	0	3	0-0
29 Smith, Conor	1	0	0	0	0	0	0	0	0-0
31 Fox, Kevin	1	0	0	0	0	0	0	3	0-0
33 Traynor, Tripp	1	0	0	0	0	0	0	2	0-0
34 Kneese, Colby	1	0	0	0	0	0	0	1	0-0
35 Craig, Dan	1	0	0	0	4	0	0	0	0-0
38 Kreinz, Drake	1	0	0	0	0	0	0	0	0-0
42 Nowoswiat, Jimmy	1	0	0	0	0	0	0	0	0-0
43 Cardile, Nick	1	0	0	0	0	0	0	0	0-0
9 McEvoy, Nick	1	0	0	0	0	0	0	1	0-0
8 Florence, Matt	1	0	1	1	2	0	0	0	0-0
6 Keenan, Ryan	1	0	1	1	1	0	0	0	0-0
5 Hill, Kevin	1	0	2	2	2	0	0	0	0-0
2 Connellan, TJ	1	0	0	0	0	0	0	0	0-0
45 Triolo, Peter	1	0	0	0	0	0	0	1	0-0
Total	1	15	11	26	39	1	0	32	21-30
Opponents	1	11	8	19	29	2	0	18	9-30

## Goalie	GP	Min.	GA	GAAvg	Save	Pct	W-L-T
34 Kneese, Colby	1	38:45	5	7.74	8	.615	1-0-0
19 Schreiner, Will	1	21:15	6	16.94	3	.333	0-0-0
Total	1	60:00	11	11.00	11	.500	1-0-0
Opponents	1	60:00	15	15.00	15	.500	0-1-0

Goals by Period	1st	2nd	3rd	4th	Total
Penn State	6	1	3	5	15
Opponents	4	2	3	2	11

Saves by Period	1st	2nd	3rd	4th	Total
Penn State	3	2	2	4	11
Opponents	3	8	2	2	15

Shots by Period	1st	2nd	3rd	4th	Total
Penn State	10	11	9	9	39
Opponents	7	7	6	9	29

INDIVIDUAL STATS

Overall: 1-0 Conf: 0-0 Home: 1-0 Away: 0-0 Neut: 0-0

##	Player	gp-gs	g	a	pts	sh	sh%	up	dn	gb	t/o	ct	faceoff	pct	pen-min
3	O'Keefe, Mac	1-1	7	0	7	12	.583	1	0	0	2	0	-	-	-
39	Sutton, Mike	1-1	4	0	4	6	.667	0	0	0	0	0	-	-	-
40	Arceri, Gerard	1-0	1	0	1	1	1.000	0	0	13	1	1	21-30	.700	-
1	Ament, Grant	1-1	1	5	6	4	.250	0	0	2	0	0	-	-	-
14	Foulds, Dylan	1-0	1	0	1	2	.500	0	0	0	1	0	-	-	-
10	Aponte, Nick	1-1	1	2	3	4	.250	0	0	2	2	1	-	-	-
45	Triolo, Peter	1-1	0	0	0	0	.000	0	0	1	0	1	-	-	-
23	Wright, Tommy	1-0	0	0	0	0	.000	0	0	2	1	0	-	-	1-1.0
24	Chambers, Tyler	1-0	0	0	0	0	.000	0	0	1	0	0	-	-	-
25	Sabia, Christopher	1-1	0	0	0	0	.000	0	0	3	0	2	-	-	-
31	Fox, Kevin	1-0	0	0	0	0	.000	0	0	3	0	0	-	-	-
33	Traynor, Tripp	1-0	0	0	0	0	.000	0	0	2	1	0	-	-	-
2	Connellan, TJ	1-1	0	0	0	0	.000	0	0	0	0	0	-	-	-
35	Craig, Dan	1-0	0	0	0	4	.000	0	0	0	1	0	-	-	1-0.5
38	Kreinz, Drake	1-0	0	0	0	0	.000	0	0	0	0	0	-	-	-
42	Nowoswiat, Jimmy	1-0	0	0	0	0	.000	0	0	0	0	0	-	-	-
43	Cardile, Nick	1-0	0	0	0	0	.000	0	0	0	0	0	-	-	-
9	McEvoy, Nick	1-0	0	0	0	0	.000	0	0	1	0	1	-	-	-
8	Florence, Matt	1-1	0	1	1	2	.000	0	0	0	1	1	-	-	-
6	Keenan, Ryan	1-0	0	1	1	1	1.000	0	0	0	0	0	-	-	-
5	Hill, Kevin	1-1	0	2	2	2	.000	0	0	0	0	0	-	-	-
34	Kneese, Colby	1-0	0	0	0	0	.000	0	0	1	0	0	-	-	-
19	Schreiner, Will	1-1	0	0	0	0	.000	0	0	0	0	0	-	-	-
16	Sexton, Matt	1-0	0	0	0	0	.000	0	0	0	0	0	-	-	-
15	Black, Robby	1-0	0	0	0	0	.000	0	0	0	0	0	-	-	-
13	Spillane, Nick	1-0	0	0	0	1	.000	0	0	1	0	1	-	-	-
12	Butler, Tyler	1-0	0	0	0	0	.000	0	0	0	0	0	-	-	-
11	Donnelly, Matt	1-0	0	0	0	0	.000	0	0	0	0	0	-	-	-
29	Smith, Conor	1-0	0	0	0	0	.000	0	0	0	0	0	-	-	-
Total		1	15	11	26	39	.385	1	0	32	11	8	21-30	.700	2-1.5
Opponents		1	11	8	19	29	.379	2	0	18	15	6	9-30	.300	3-1.5

##	Goalie	gp-gs	min	ga	gaavg	saves	pct	w	l	t
34	Kneese, Colby	1-0	38:45	5	7.74	8	.615	1	0	0
19	Schreiner, Will	1-1	21:15	6	16.94	3	.333	0	0	0
Total		1	60:00	11	11.00	11	.500	1	0	0
Opponents		1	60:00	15	15.00	15	.500	0	1	0

Goals by Period	1st	2nd	3rd	4th	Total
Penn State	6	1	3	5	15
Opponents	4	2	3	2	11

Saves by Period	1st	2nd	3rd	4th	Total
Penn State	3	2	2	4	11
Opponents	3	8	2	2	15

Shots by Period	1st	2nd	3rd	4th	Total
Penn State	10	11	9	9	39
Opponents	7	7	6	9	29

Attendance Summary	PSU	Opponent
Total	755	0
Dates/Avg Per Date	1/755	0/0
Neutral Site #/Avg	0/0	

Shots on Goal	1st	2nd	3rd	4th	Total
Penn State	9	9	5	7	30
Opponents	7	4	5	6	22

CLEARS: Penn State -- 14-15 .933, Opponents -- 17-19 .895.

MAN-UP OPPS: Penn State -- 1-3 .333, Opponents -- 2-2 1.000.

STAT LEADERS

## Points	GP	G	A	Pts	Shots
3 O'Keefe, Mac	1	7	0	7	12
1 Ament, Grant	1	1	5	6	4
39 Sutton, Mike	1	4	0	4	6
10 Aponte, Nick	1	1	2	3	4
5 Hill, Kevin	1	0	2	2	2

## Goals	GP	G	A	Pts	Shots
3 O'Keefe, Mac	1	7	0	7	12
39 Sutton, Mike	1	4	0	4	6
10 Aponte, Nick	1	1	2	3	4
40 Arceri, Gerard	1	1	0	1	1
1 Ament, Grant	1	1	5	6	4

## Assists	GP	G	A	Pts	Shots
1 Ament, Grant	1	1	5	6	4
10 Aponte, Nick	1	1	2	3	4
5 Hill, Kevin	1	0	2	2	2
8 Florence, Matt	1	0	1	1	2
6 Keenan, Ryan	1	0	1	1	1

## Ground Balls	GP	No.
40 Arceri, Gerard	1	13
25 Sabia, Christopher	1	3
31 Fox, Kevin	1	3
33 Traynor, Tripp	1	2
23 Wright, Tommy	1	2

## Man-Up Goals	GP	No.
3 O'Keefe, Mac	1	1

## Man-Down Goals	GP	No.
--------------------------	-----------	------------

## Faceoff Pct.	GP	Won	Att	Pct.
40 Arceri, Gerard	1	21	30	.700

## Shots	GP	G	A	Shots	Shot%
3 O'Keefe, Mac	1	7	0	12	.583
39 Sutton, Mike	1	4	0	6	.667
10 Aponte, Nick	1	1	2	4	.250
1 Ament, Grant	1	1	5	4	.250
35 Craig, Dan	1	0	0	4	.000

## Shot Pct.	GP	G	A	Shots	Shot%
40 Arceri, Gerard	1	1	0	1	1.000
39 Sutton, Mike	1	4	0	6	.667
3 O'Keefe, Mac	1	7	0	12	.583
14 Foulds, Dylan	1	1	0	2	.500
10 Aponte, Nick	1	1	2	4	.250

## Caused Turnovers	GP	No.
25 Sabia, Christopher	1	2
40 Arceri, Gerard	1	1
45 Triolo, Peter	1	1
10 Aponte, Nick	1	1
9 McEvoy, Nick	1	1

## Penalties	GP	No.
23 Wright, Tommy	1	1
35 Craig, Dan	1	1

## Penalty Minutes	GP	No.
23 Wright, Tommy	1	1.0
35 Craig, Dan	1	0.5

TEAM GAME-BY-GAME

TEAM STATISTICS

Date	Opponent	Score	G	A	Pts	Sh	UP	DN	GB	TO	CT	Faceoff	Pen-Min
Feb 04, 2017	ROBERT MORRIS	15-11	15	11	26	39	1	0	32	11	8	21-30	2-1.5
		15-11	15	11	26	39	1	0	32	11	8	21-30	2-1.5
	Opponent		11	8	19	29	2	0	18	15	6	9-30	3-1.5

TEAM PER-GAME

Games played: 1

Shots per game: 39.00; Goals per game: 15.00

Assists per game: 11.00; Points per game: 26.00

Shot pct: .385; SOG pct: .769

Faceoff W-L pct: .700; Clear pct.: 0.933

Date	Opponent	Score	Minutes	GA	GAAvg	Saves	Save%	W	L	T
Feb 04, 2017	ROBERT MORRIS	15-11	60:00	11	11.00	11	.500	1	0	0
		15-11	60:00	11	11.00	11	.500	1	0	0
	Opponent		60:00	15	11.00	15	.500	0	1	0

GAME 1 - vs. ROBERT MORRIS

Lacrosse Box Score (Final) The Automated ScoreBook

Robert Morris vs #15 Penn State (Feb 04, 2017 at University Park, Pa.)

Robert Morris (0-1) vs.	Score by period	1	2	3	4	Total
Penn State (1-0)	Robert Morris	4	2	3	2	11
Date: Feb 04, 2017 • Attendance: 755	Penn State	6	1	3	5	15
Weather:						

Robert Morris SCORING: GOALS: TOROK-ORBAN, Adrian 2; GIBSON, Marshall 2; SCHMIDT, Matt 2; YEPSEN, Carter 2; GIBSON, Tyson 1; MAJEWSKI, Shane 1; TOOMB, Jack 1.

ASSISTS: TOROK-ORBAN, Adrian 2; BOHL, Alexander 1; BRYANT, Zachary 1; GIBSON, Marshall 1; GIBSON, Tyson 1; SCHMIDT, Matt 1; SMITH, Eddie 1.

Penn State SCORING: GOALS: O'Keefe, Mac 7; Sutton, Mike 4; Ament, Grant 1; Aponte, Nick 1; Foulds, Dylan 1; Arceri, Gerard 1.

ASSISTS: Ament, Grant 5; Aponte, Nick 2; Hill, Kevin 2; Florence, Matt 1; Keenan, Ryan 1.

Shots by period	1	2	3	4	Total	Saves by period	1	2	3	4	Total
Robert Morris	7	7	6	9	29	Robert Morris	3	8	2	2	15
Penn State	10	11	9	9	39	Penn State	3	2	2	4	11

Ground balls/prd	1	2	3	4	Total	Turnovers by prd	1	2	3	4	Total
Robert Morris	5	6	5	2	18	Robert Morris	2	7	4	2	15
Penn State	11	4	7	10	32	Penn State	4	2	3	2	11

F/O violations by prd	1	2	3	4	Total
Robert Morris	1	1	0	0	2
Penn State	0	0	0	0	0

Faceoffs by prd	1	2	3	4	Total
Robert Morris	3-11	2-4	3-7	1-8	9-30
Penn State	8-11	2-4	4-7	7-8	21-30

Clears by period	1	2	3	4	Total
Robert Morris	6-6	4-5	5-6	2-2	17-19
Penn State	4-4	4-5	3-3	3-3	14-15

Extra-man opps	1	2	3	4	Total
Robert Morris	0-0	0-0	1-1	1-1	2-2
Penn State	1-1	0-0	0-1	0-1	1-3

Stadium: Holuba Hall

Penalties - Robert Morris 3/1:30; Penn State 2/1:30.

Official's signature

Turning Point

Penn State turned the tide with 11:42 left to go in the fourth. After tying the game earlier, Robert Morris found themselves within a goal of Penn State at 11-10. Ament fed Foulds in open space, where the redshirt freshman scored for a two-goal advantage. The goal sparked a 4-0 run to secure the Penn State victory.

Difference Makers

- **Mac O'Keefe** - O'Keefe scored seven goals on 12 shots, marking the first time since 1983 a Penn State player has scored seven or more goals in a game.
- **Gerard Arceri** - Arceri won 66 percent of the game's faceoffs, going 21-of-30 at the faceoff "x" and added the first goal of the game to set the tone for the Nittany Lions.
- **Grant Ament** - Ament showed impeccable vision, being responsible for six total goals on five assists and a score of his own. Ament led four different players to score.

By Quarters

First Quarter

Arceri kick-started the Nittany Lions offense, winning the opening faceoff and scooping the ground ball himself before scoring nine seconds later. Arceri's goal sprung a 3-0 Penn State run, with O'Keefe scoring a man-up goal from Ament before Sutton scored his first goal of the game on a helper from Hill. RMU responded on a diving goal by Jack Toomb before Aponte and O'Keefe logged back-to-back goals, with Ament earning the assist for both. Robert Morris scored twice before O'Keefe logged his third goal. Torok-Orban scored his lone goal of the game with four seconds left in the opening frame.

Penn State 6, Robert Morris 4

Second Quarter

After an action packed first quarter, both sides slowed things down in the second. Robert Morris carried some momentum into the quarter, scoring 48 seconds in. Three minutes later, O'Keefe responded with his fourth goal on a pass from redshirt senior Matt Florence, bouncing it in for Penn state's lone score of the quarter. Robert Morris' Carter Yepsen scored his first goal of the day to bring the game within one before a scoreless stalemate for the final 8:44 of the half.

Penn State 7, Robert Morris 6

Third Quarter

Carter scored for the second time for the Colonials, tying the game, 7-7, at 11:06 in the third. Just over a minute later, Sutton responded, ripping the ball into the back of the net on a feed from Ament. PSU held the lead for four and a half minutes, when Robert Morris scored on an extra man opportunity to even the game. O'Keefe scored the next two, with Aponte and Ament dealing assists to give Penn State a 10-8 lead. The Colonials scored with 2:59 left in the third to pull back within one.

Penn State 10, Robert Morris 9

Fourth Quarter

Sutton logged his third score of the day to open the fourth, finding the top corner from deep to give PSU the two-goal lead. Robert Morris pulled it within one before Foulds scored on a pass from behind the net, courtesy of Ament for a 12-10 advantage. Sutton logged his fourth goal of the day on a pass from Hill with 6:08 left on the clock. Ament followed up the score with one of his own, dodging from behind the goal and making his defender stumble before beating the goalie. Junior midfielder Ryan Keenan dished the ball to O'Keefe for his seventh score, before a man-up goal from Robert Morris closed out the final quarter.


Penn State 15, Robert Morris 11

GAME 2 - at HOBART

2017 PENN STATE MEN'S LACROSSE TV/RADIO ROSTER




GRANT AMENT
#1 | SO. | ATTACK




NICK APONTE
#10 | SR. | MIDFIELD




GERARD ARCERI
#40 | FR. | MIDFIELD




MIKE ARONOW
#17 | JR. | DEFENSE



ROBBY BLACK
#15 | SO. | MIDFIELD



TYLER BUTLER
#12 | JR. | DEFENSE



NICK CARDILE
#43 | FR. | DEFENSE



TYLER CHAMBERS
#24 | SR. | MIDFIELD



TJ CONNELLAN
#2 | FR. | DEFENSE



DAN CRAIG
#35 | SR. | MIDFIELD



MATT DONNELLY
#11 | SO. | MIDFIELD




MATTHEW FISHER
#26 | FR. | MIDFIELD



MATT FLORENCE
#8 | RS-SR. | MIDFIELD



DYLAN FOULDS
#14 | RS-FR. | ATTACK



KEVIN FOX
#31 | SO. | DEFENSE



KEVIN HILL
#5 | SO. | MIDFIELD




CHRIS ISENBERG
#4 | JR. | MIDFIELD




RYAN KEENAN
#6 | JR. | MIDFIELD




COLBY KNEESE
#34 | FR. | GOALIE




DRAKE KREINZ
#38 | RS-SR. | MIDFIELD



DEAN LAMELA
#32 | SO. | DEFENSE



BILLY LOMBARDI
#44 | SR. | MIDFIELD




NICK MCEVOY
#9 | FR. | MIDFIELD




JIMM NOWOSWIAT
#42 | SO. | ATTACK



MAC O'KEEFE
#3 | FR. | ATTACK



HUNTER PEARL
#20 | JR. | GOALIE/DEF



TANNER PECK
#7 | JR. | ATTACK



BRIAN PRESTREAU
#22 | SR. | MIDFIELD



JACK RUSBOLDT
#28 | FR. | GOALIE



CHRIS SABIA
#25 | SO. | DEFENSE



MITCH SCHAEFER
#37 | FR. | MIDFIELD



WILL SCHREINER
#19 | JR. | GOALIE




TREVOR SCOLLINS
#41 | SO. | GOALIE




MATT SEXTON
#16 | RS-SR. | MIDFIELD



CONOR SMITH
#29 | FR. | ATTACK



NICK SPILLANE
#13 | SO. | MIDFIELD




BRANDON STERN
#36 | SO. | MIDFIELD



BARRETT SUTLEY
#27 | FR. | MIDFIELD




MIKE SUTTON
#39 | SR. | MIDFIELD



TRIPP TRAYNOR
#33 | JR. | MIDFIELD



PETER TRIOLO
#45 | SR. | DEFENSE



TOMMY WRIGHT
#23 | SO. | DEFENSE




JEFF TAMBRONI
HEAD COACH



PETER TONER
ASSOCIATE HEAD COACH



CHRIS DOCTOR
ASSISTANT COACH



DAVID SHRIVER
DIRECTOR OF OPS