



# PENN STATE HOCKEY

## 2014-15 NITTANY LIONS

GoPSUsports.com // Twitter & Instagram: **PennStateMHKY** // Facebook.com/PennStateMensHockey  
 Contact: **Jeremy Fallis** // jeremy.fallis@psu.edu // @GoPSUJeremy // O: (814) 863-1388 // C: (814) 206-6544

### 2014-15 SCHEDULE

Overall: 18-12-4 // Home: 13-2-3 // Away: 4-7-0 // Neutral: 1-3-1  
 Big Ten: 10-7-1-0 // Home: 7-2-1-0 // Away: 3-5-0-0

Date	Opponent	Result/Time
Oct. 10	CONNECTICUT	T (OT) 2-2
Oct. 11	CONNECTICUT	W 7-1
Oct. 17	1 vs. Alaska Anchorage	T (OT) 3-3
Oct. 18	1 at Alaska	L 3-4
Oct. 24	HOLY CROSS	W 3-1
Oct. 26	HOLY CROSS	W 7-1
Oct. 30	BENTLEY	W 3-2
Oct. 31	BENTLEY	W 3-2
Nov. 14	at #4 UMass Lowell	L 3-5
Nov. 15	at #4 UMass Lowell	W 4-1
Nov. 21	* at Michigan	W 3-2
Nov. 22	* at Michigan	L 1-8
Nov. 29	2 vs. Cornell	L 1-3
Dec. 5	* at Wisconsin	W 5-2
Dec. 6	* at Wisconsin	W 4-2
Dec. 29	3 vs. Robert Morris	L 2-4
Dec. 30	3 vs. Western Michigan	L 1-4
Jan. 9	* OHIO STATE	L (OT) 4-5
Jan. 10	* OHIO STATE	W 4-1
Jan. 16	* MICHIGAN STATE	T (SOL) 2-2
Jan. 17	* MICHIGAN STATE	W 5-2
Jan. 23	NORTHERN MICHIGAN	W 5-4
Jan. 24	NORTHERN MICHIGAN	T (OT) 5-5
Jan. 31	4 vs. #14 Vermont	W 4-2
Feb. 6	* WISCONSIN	W 5-2
Feb. 7	* WISCONSIN	W 4-1
Feb. 13	* at Michigan State	L 0-3
Feb. 14	* at Michigan State	L 2-3
Feb. 20	* #15 MINNESOTA	L 1-2
Feb. 21	* #15 MINNESOTA	W (OT) 4-3
Feb. 27	* at Ohio State	L 3-5
Feb. 28	* at Ohio State	L 3-5
March 6	* MICHIGAN	W 6-4
March 7	* MICHIGAN	W 4-3
March 13	* at #15 Minnesota	8:00 p.m.
March 14	* at #15 Minnesota	8:00 p.m.

### 2015 BIG TEN TOURNAMENT

March 19	^ Big Ten Quarterfinals	4:30/8 p.m.
March 20	^ Big Ten Semifinals	4:30/8 p.m.
March 21	^ Big Ten Final	8:00 p.m.

All Times Eastern

Home games in **CAPS** at Pegula Ice Arena

\* Big Ten Conference games

^ Big Ten Tournament; Detroit (Joe Louis Arena)

1 Brice Goal Rush; Fairbanks, Alaska (Carlson Center)

2 Frozen Apple; New York (Madison Square Garden)

3 Three Rivers Classic; Pittsburgh (CONSOL Energy Center)

4 Philadelphia College Hockey Faceoff (Wells Fargo Center)

Rankings based on USA Today/USA Hockey poll



**PENN STATE NITTANY LIONS**  
 (18-12-4, 10-7-1-0 Big Ten)



**MINNESOTA WOLVERINES**  
 (19-12-3, 10-5-3-0 Big Ten)

GAME 35: March 13, 2015 • 8:00 p.m. ET • Mariucci Arena • Minneapolis, Minn.

### GAME DAY

VENUE  
 TELEVISION / STREAMING  
 TALENT  
 RADIO  
 STREAMING AUDIO  
 TALENT  
 SERIES RECORD  
 LAST MEETING  
 NEXT TIME OUT

Mariucci Arena (10,000)  
 American Sports Network / BTN2Go  
 Clay Matvick (pxp), Pat Micheletti (color)  
 WRSC 103.1 FM  
 GoPSUsports.com LIVE (\$)  
 Brian Tripp (pxp), Tim King (analysis)  
 Minnesota leads 5-1-0  
 Feb. 21, 2015; PSU 4-3 (OT at Pegula Ice Arena)  
 March 14 at Minnesota, 8 p.m. ET

### GAME STORIES

- Penn State looks for its victory at Mariucci Arena
- Nittany Lions sit three points out of first, two points out of second entering the weekend
- Penn State coming off first sweep of Michigan, 6-4 and 4-3, at Pegula Ice Arena
- **David Goodwin** was named Big Ten Second Star of the Week for five-point weekend
- Goodwin tied for second on team in goals (14), leads team in plus-minus (+18\_
- **Casey Bailey** (22 goals) leads the Big Ten in scoring, four off NCAA lead
- **Eric Scheid, Scott Conway** and **Dylan Richard** have 51 points when playing together
- Penn State defensemen have 31 points in last 13 games, had just 26 in first 20 games
- Minnesota coming off split weekend at Ohio State, one point back of first place

### PENN STATE AT MINNESOTA COMPARISON

TEAM STATS			LEADERS		
Overall record	18-12-4	19-12-3	Points	Bailey (40)	M. Reilly (38)
Conference record	10-7-1	10-5-3	Goals	Bailey (22)	Boyd/Rau (16)
Conf. Shootout W-L	0-1	0-3	Assists	Holstrom (26)	M. Reilly (32)
Goals scored	116	118	PPG	Bailey (5)	Boyd (9)
Goals scored per game	3.4	3.5	SHG	Four with 1	Rau (2)
Goals allowed	99	90	GWG	Goodwin (4)	Boyd (6)
Goals allowed per game	2.9	2.6	Penalties	Conway (18)	Bristedt (18)
First period goals	32	39	PIM	Varley (39)	M. Reilly (42)
Second period goals	42	45	Shots	Bailey (199)	M. Reilly (103)
Third period goals	41	32	Shot Pct.	Scheid (.184)	Boyd (.291)
Overtime goals	1	2	+/-	Goodwin (+18)	M. Reilly (+18)
Shots	1371	1134	<b>GOALTENDER LEADERS</b>		
Shots per game	40.3	33.4	Games	Skoff (17)	Wilcox (33)
Shot pct.	.085	.104	Starts	Skoff (17)	Wilcox (33)
Assists	189	210	Wins	Skoff (7)	Wilcox (18)
Penalties per game	4.4	4.6	Saves	Skoff (427)	Wilcox (804)
Power plays	28-121	37-127	Save Pct.	Skoff (.905)	Wilcox (.906)
Power-play pct.	.231	.291	GAA	Skoff (2.88)	Wilcox (2.54)
Penalty kills	98-122	92-117	Records	Skoff (7-6-2)	Wilcox (18-11-3)
Penalty-kill pct.	.803	.786	McAdam (5-2-1), Musico (6-4-1)	Lehr (1-1-0)	
Saves	1003	841	Shutouts	n/a	Wilcox (4)
Shutouts	0	4	30% of goalie time played to qualify		



@PennStateMHKY



PennStateMensHockey

YouTube GoPSUTV



# 2014-15 PENN STATE HOCKEY

## GAME NOTES AT MINNESOTA (MARCH 13)

### LIONS CLOSE REGULAR SEASON AT MINNESOTA

Penn State's exciting regular season comes to a close with a pair of games at perennial power, No. 15 Minnesota, inside Mariucci Arena. Both games are slated for 8 p.m. ET puck drops.

### FRIDAY TELEVISION

MeTV (Johnstown-Altoona-State College)  
CW 15 (Harrisburg-Lancaster-York-Lebanon)  
MyTV 22 (Pittsburgh)  
WQMY 11 (Scranton/Wilkes-Barre)

### SATURDAY TELEVISION

Fox Sports North Plus

Both games will be carried by BTN2Go.

### PENN STATE-MINNESOTA CONNECTIONS

Three Nittany Lions hail from the Land of 10,000 Lakes, which includes **Eric Scheid** (Blaine), **Nate Jensen** (Shorewood) and **Max Gardiner** (Deephaven). Gardiner transferred from UM following the 2010-11 season.

### SCOUTING THE GOLDEN GOPHERS

The 15th-ranked Minnesota Golden Gophers (19-12-3, 10-5-3 Big Ten) have split the last three weekends, winning on Friday night and falling on Saturday. Last weekend, the Gophers beat Ohio State 4-2 and dropped a 5-2 game to the Buckeyes the next night.

Minnesota is 12-3-1 at Mariucci Arena this season, winning six of its past seven at home. The Gophers are steered by a powerful offense that scores 3.47 goals per game, which ranks sixth nationally. The offense is fueled by the nation's best power play that scores at a 29.1 percent clip. Thirty-seven of the team's 118 goals have come by way of the man advantage.

Individually, Minnesota's leading point scorer is defenseman Mike Reilly six goals and 32 assists for 38 points. Forwards Kyle Rau and Travis Boyd each have 16 goals.

Other key offensive weapons at the Gophers' disposal are Justin Kloos (11 goals), Sam Warning (11) and Seth Ambroz (10). Taylor Cammarata has supplied 22 assists, which is second best to Mike Reilly's total.

Between the pipes is last year's Big Ten Player of the Year, Adam Wilcox. Wilcox has started 33 of 34 games with a 2.54 GAA and .906 save percentage this season, while shutting out four opponents.

### SERIES HISTORY WITH MINNESOTA

All-Time Series: 1-5-0  
PSU at home: 1-3-0  
PSU at MINN: 0-2-0  
PSU on Neutral Ice: 0-0-0  
PSU Streak: 1 win  
First Meeting: 1/12/14, MINN 3-2  
Last Meeting: 2/21/15, PSU 4-3 (OT)  
Last PSU Win: 2/21/15, 4-3 (OT)  
Last MINN Win: 2/20/15, MINN 2-1  
Last Tie: n/a  
Largest PSU Win: 4-3 (OT), 2/21/15  
Largest MINN Win: 5-1, 2/28/14

### ALL-TIME MEETINGS WITH MINNESOTA

Date	W	L	OT	T	H
2/21/15	W	4-3	OT		H
2/20/15	L	1-2			H
3/1/14	L	1-2			A
2/28/14	L	1-5			A
1/13/14	L	2-5			H
1/12/15	L	2-3			H

### NITTANY LIONS SWEEP AWAY THE WOLVERINES

For the second straight home weekend, Penn State hosted the conference's leading team as Michigan came to Hockey Valley. The Nittany Lions handed the Wolverines a pair of victories by scores of 6-4 and 4-3.

On Friday, Penn State ran away early, going up 4-0 en route to the two-goal victory. **Eric Scheid** had a game-high three points and **Nate Jensen** added two points.

Scheid, **David Goodwin** and **Casey Bailey** scored three goals in a seven-minute span for a 3-0 lead midway through the first. **Scott Conway's** power-play tally made it 4-0 before Michigan fought back with two power-play goals of its own.

**Dylan Richard's** eighth of the year regained a three-goal lead before the second period ended. Jensen's power-play goal was sandwiched by two Michigan markers in the third period for the final score line.

Goalie **Eamon McAdam** made 41 saves and tallied the program's first goaltender assist. PSU went 3-for-4 on the power play, while Michigan was 2-for-7.

Saturday's senior day was a tighter contest, which featured four goals in the opening 20 minutes. Goodwin put PSU up early, but JT Compher had two goals on either side of a Scott Conway 4-on-4 goal as the teams went to the locker room, 2-2.

In the second, Penn State overcame a 12-8 shot deficit with a pair of tallies four minutes apart for a 4-2 lead. **Erik Autio** scored from the high slot while **Tommy Olczyk's** eighth of the season was assisted by one of Bailey's two assists. Goodwin finished with four points to match his career high.

Compher completed the hat trick with the extra skater 90 seconds required three **PJ Musico** saves to secure the win. Musico earned his sixth victory by making 31 stops.

### GOODWIN NABS BIG TEN SECOND STAR

Sophomore forward **David Goodwin** collected his second Big Ten weekly honor on Tuesday morning as he was named the conference's Second Star of the Week.

Goodwin was tabbed second star for leading the conference with five points during a weekend sweep of rival Michigan. The sophomore tallied two goals and three assists to help keep Penn State's hopes alive of a Big Ten title.

As for Saturday, the lefty forward would only match his career-high, and the team-high, registering four points in a 4-3 win. Goodwin played a hand in every goal, scoring the first, lending the primary assist on the next two goals and earning the secondary assist on Olczyk's eventual game-winner in the second period.

Goodwin's plus-three rating on Saturday moved him to the top of Penn State's chart (plus-18), and in a tie for second in the Big Ten with the league-leader in assists, Mike Reilly of Minnesota. Those two trail only Michigan's Zach Hyman (plus-21).

### RUNNING OUT OF FIRSTS

The Nittany Lions are quickly running out of firsts as a new program. With wins over Michigan, Penn State is assured of its first winning season in overall play as well as in conference action.

### NITTANY LIONS IN THE TITLE HUNT

Four teams are separated by three points in the chase for the Big Ten title and the No. 1 seed at next week's Big Ten Tournament.

Penn State faces the steepest challenge, not only because they trail Michigan State by three points, but because they play at Minnesota, which boasts one the fourth-best home record in NCAA Division I men's hockey at 12-3-1.

Nevertheless, for Penn State to be Big Ten champion, at least six points and some help will be needed. Namely, if Penn State sweeps, Michigan State and Michigan must split points along the way, with MSU earning no more

## 2014-15 BIG TEN CONFERENCE STANDINGS

(as of March 11, 2014)

	GP	Pts.	B1G	GF	GA	Overall	GF	GA	Last 5
Michigan State (-/rv)	18	34	10-6-2-2	42	36	16-14-2	77	70	4-1-0
Michigan (rv/19)	18	33	11-7-0-0	82	55	19-13-0	126	96	3-2-0
Minnesota (15/15)	18	33	10-5-3-0	70	52	19-12-3	118	90	2-3-0
<b>PENN STATE (-/rv)</b>	<b>18</b>	<b>31</b>	<b>10-7-1-0</b>	<b>60</b>	<b>55</b>	<b>18-12-4</b>	<b>116</b>	<b>99</b>	<b>3-2-0</b>
Ohio State	18	21	7-11-0-0	52	69	12-18-2	91	111	3-2-0
Wisconsin	18	10	2-14-2-2	32	71	4-24-4	56	120	0-5-0

(USA Hockey/IUSCHO Polls); Three points for a win, two for a shootout win, one for a shootout loss

### PAST RESULTS & UPCOMING SCHEDULE

**Thursday, Feb. 26**  
Minnesota 5, Michigan State 3

**Friday, March 6**  
Minnesota 4, Ohio State 2  
**PENN STATE 6, Michigan 4**  
Michigan State 3, Wisconsin 0

**Friday, March 13**  
Michigan at Michigan State, 7 PM  
**PENN STATE at Minnesota, 8 PM**  
Ohio State at Wisconsin, 8 PM

**Friday, Feb. 27**  
**Ohio State 5, PENN STATE 3**  
Michigan 3, Wisconsin 0  
Michigan State 4, Minnesota 2

**Saturday, March 7**  
**PENN STATE 4, Michigan 3**  
Ohio State 5, Minnesota 2  
Michigan State 3, Wisconsin 0

**Saturday, March 14**  
Michigan at Michigan State, 5 PM  
Ohio State at Wisconsin, 7 PM  
**PENN STATE at Minnesota, 8 PM**

All Times Eastern

# 2014-15 PENN STATE HOCKEY



than three in that scenario and Michigan tallying no more than five.

## NEW TOP LINE, SAME SCORING RESULTS

Penn State has used 43 different offensive line combinations through 34 games, and one line in particular stood out: **David Goodwin-Taylor Holstrom-Casey Bailey**. Unfortunately, due to an injury suffered by Holstrom in Saturday's loss at Ohio State, the Nittany Lions had to move on from the nation's most productive lines.

Winger **Tommy Olczyk** joined Goodwin and Bailey to form Penn State's most successful combination last weekend in a sweep of Michigan, totaling four goals, six assists and 10 points with a plus-eight rating.

Goodwin-Holstrom-Bailey combined for 93 points (39 goals, 54 assists) and a plus-47 rating. Currently, the line is 14-10-4 this season.

The threesome were together for 28 of the first 32 contests (only times not together were Oct. 17 at Alaska, Dec. 5-6 at Wisconsin and Dec. 30 vs. Western Michigan), accounting for 93 of Penn State's 277 points (33.6 percent).

Only the Richard-Conway-Scheid line (42 points) had more than nine points this season amongst the forwards. Those two lines were also the only ones to play more than nine games together this season.

## BAILEY TOPS BIG SCORING CHART, FOUR OFF NATIONAL SCORING LEAD

Behind a Big Ten-leading 22 goals, junior forward **Casey Bailey** has regained his scoring form from 2012-13 that saw him tally 14 goals during his freshman campaign. Last season, Bailey tallied nine goals in 32 games.

Entering this week, Bailey is one of 11 players in the country, and the only one in the Big Ten, with 20+ goals. He is four goals behind Union's Daniel Ciampini (26).

Bailey ranks fifth nationally in goals per game (0.65) and tied-for-17th nationally in points per game (1.18)

Bailey is first on the team with 12 multi-point games this season and has 20 in his Penn State career. He has tallied a point in 24 of 34 games this year.

## GOODWIN SURGES FOR THE NITTANY LIONS

**David Goodwin's** five-point weekend against Michigan was the continuation of solid play since the flip of the calendar to 2015. Since Jan. 9, the sophomore forward is second on the team behind **Casey Bailey** (11 goals) with nine tallies, adding 11 assists for 20 points.

Goodwin also has a plus-15 rating in that span, only one plus behind Bailey. **Eric Scheid** and Bailey have 21 points during the 2015 portion of the season, while **Scott Conway** has posted 18.

## BAILEY, HOLSTROM UP FOR HOBEY BAKER

The forward tandem of **Casey Bailey** and **Taylor Holstrom** were nominated for the Hobey Baker Memorial Award, as announced Wednesday, Jan. 7. The remaining 10 finalists will be announced March 19.

Bailey leads the Big Ten in goals (22), while Holstrom is five assists off the Big Ten lead with 26.

## NATION'S TOP HOME TEAMS MEET

Minnesota and Penn State represent two of the top four home records in NCAA Division I men's hockey. The Gophers have a 12-3-1 mark (.781), which is good for fourth, just behind Penn State's 13-2-2 (.806). One of those two PSU home losses came to the Gophers, a favor Penn State would like to return.

The two teams' records are indicative of overall better play. Here are the splits.

### Penn State Home vs. Away (including Neutral)

Goals Per Game	4.11	2.62	+1.49
Goals Against Per Game	2.39	3.50	-1.11
Shots Per Game	44.28	35.88	+8.40
Shot Margin Per Game	+11.67	+3.69	+7.98
Power Play Pct.	.236	.224	+0.012
Penalty Kill Pct.	.818	.786	+0.032

### Minnesota Home vs. Away (including Neutral)

Goals Per Game	3.75	3.22	+0.53
Goals Against Per Game	2.19	3.06	-0.87
Shots Per Game	36.38	30.67	+5.71
Shot Margin Per Game	+12.62	+0.06	+12.56
Power Play Pct.	.292	.290	+0.002
Penalty Kill Pct.	.815	.762	+0.053

## DEFENSIVE CORPS STEPPING UP OFFENSIVELY

Over the past 14 games, Penn State has received a crucial scoring and assist bump from an unfamiliar place: the defense.

In those last 14 games, the Nittany Lion defense has contributed 10 goals and 23 assists for 33 points, which may not seem like a lot in the grand scheme of things, but that's a 127 percent increase since the 20-game mark. In all, 56 percent of the entire defense's point output for the year has come in the last 14 games.

Games	Goals	Assists	Points	Percent
First 20	1	25	26	44%
Last 14	10	23	33	56%

## EVEN A GOALIE IS GETTING IN ON THE POINT ACT

Sophomore goaltender **Eamon McAdam** etched his place in Penn State history by providing the first goalie point in Friday's 6-4 win over Michigan. McAdam earned the secondary assist on Nate Jensen's power-play goal.

McAdam made 41 saves, one off his career high, to earn his fifth victory of the season. The sophomore from Perkasie, Pa. made his first start since Jan. 24.

## SECOND LINE SCORING PROVING VITAL

Penn State's second line of **Eric Scheid**, **Dylan Richard** and **Scott Conway** has provided an extra scoring boost to the Nittany Lions.

The trio has now appeared in 18 games this season (10-6-2), tallying 20 goals and 31 assists for 51 points. Each of those numbers are second best on the team.

## SCHEID'S CONTRIBUTIONS CONTINUE

Forward **Eric Scheid** missed six games and returned to the ice in impressive fashion, tallying six multi-point games and a pair of two-goal performances to pace the Penn State offense since Jan. 9.

Scheid has tallied a point in 12 of 17 games since his return. Scheid is second on the team with 14 goals. The Nittany Lions went 2-4-0 in during his absence, which puts PSU at 16-8-4 when Scheid is in the lineup.

## PENN STATE'S RECORD IS...

17-14-5	all-time at Pegula Ice Arena
13-2-3	at home
4-7-0	on the road
1-3-1	on neutral ice
13-4-1	when scoring first
5-8-3	when opponent scores first
11-3-1	when leading after the 1st period
3-3-2	when trailing after the 1st period
4-6-1	when tied after the 1st period
15-2-1	when leading after the 2nd period
3-9-2	when trailing after the 2nd period
0-1-1	when tied after the 2nd period
1-1-4	in overtime games
12-9-4	when out-shooting opponent
5-3-0	when out-shot by opponent
1-0-0	when taking same # of shots
10-9-2	when winning more faceoffs
8-3-2	when losing more faceoffs
0-0-0	when tied in faceoffs
9-6-1	when taking more penalties
6-3-2	when taking fewer penalties
3-3-1	when taking the same # of penalties
15-3-1	when scoring a power play goal
3-9-3	when not scoring a power play goal
8-6-2	when allowing a power play goal
10-6-2	when not allowing a power play goal
0-1-0	when scoring 0 goals
0-4-0	when scoring 1 goal
0-2-2	when scoring 2 goals
4-4-1	when scoring 3 goals
7-1-0	when scoring 4 goals
7-0-1	when scoring 5+ goals
0-0-0	when allowing 0 goals
6-0-0	when allowing 1 goal
8-1-2	when allowing 2 goals
2-3-1	when allowing 3 goals
2-3-0	when allowing 4 goals
0-5-1	when allowing 5+ goals
5-1-2	in October
2-3-0	in November
2-2-0	in December
4-1-2	in January
3-5-0	in February
2-0-0	in March
0-1-0	on Monday
0-1-0	on Tuesday
1-0-0	on Thursday
7-5-3	on Friday
9-5-1	on Saturday
1-0-0	on Sunday
7-0-1	during the day
11-12-3	at night
4-1-0	vs. Atlantic Hockey
13-11-1	all-time vs. Atlantic Hockey
10-7-1	vs. Big Ten
17-26-2	all-time vs. Big Ten
0-1-0	vs. ECAC Hockey
0-7-0	all-time vs. ECAC Hockey
3-1-1	vs. Hockey East
0-1-0	vs. NCHC
1-1-2	vs. WCHA
3-2-0	vs. USA Hockey ranked opponents
15-10-4	vs. unranked opponents
8-7-2	when Matthew Skoff starts
5-2-2	when Eamon McAdam starts
5-3-0	when PJ Musico starts
6-4-4	games decided by a goal or less





# 2014-15 PENN STATE HOCKEY

## 2014-15 MEN'S HOCKEY POLLS

### USA Today/USA Hockey (March 9, 2015)

1	North Dakota	25- 7-3	1
2	Minnesota State	25- 7-3	2
3	Boston University	21- 7-5	3
4	Michigan Tech	26- 8-2	4
5	Miami	21-12-1	5
6	Minnesota Duluth	20-13-3	6
7	Nebraska Omaha	18-10-6	7
8	Denver	20-12-2	8
9	Boston College	20-11-3	9
10	Providence	21-11-2	11
11	Quinnipiac	21- 9-4	10
12	Yale	17- 7-5	12
13	Bowling Green	21-10-5	13
14	<b>UMass Lowell</b>	<b>18-10-6</b>	<b>14</b>
15	<b>Minnesota</b>	<b>19-12-3</b>	<b>15</b>

Others Receiving Votes: **Vermont**, **Robert Morris**, Colgate, Harvard

### USCHO.com (March 9, 2015)

1	North Dakota	25- 7-3	1
2	Minnesota State	25- 7-3	2
3	Boston University	21- 7-5	3
4	Michigan Tech	26- 8-2	4
5	Miami	21-12-1	5
6	Minnesota Duluth	20-13-3	6
7	Denver	20-12-2	7
8	Nebraska Omaha	18-10-6	8
9	Boston College	20-11-3	9
10	Providence	21-11-2	10
11	Quinnipiac	21- 9-4	11
12	Yale	17- 7-5	12
13	Bowling Green	21-10-5	13
14	<b>UMass Lowell</b>	<b>18-10-6</b>	<b>14</b>
15	<b>Minnesota</b>	<b>19-12-3</b>	<b>15</b>
16	Colgate	19-11-4	18
17	<b>Vermont</b>	<b>20-13-4</b>	<b>17</b>
18	Harvard	17-11-3	19
19	<b>Michigan</b>	<b>19-13-0</b>	<b>16</b>
20	<b>Robert Morris</b>	<b>22- 7-5</b>	<b>20</b>

Others Receiving Votes: *St. Cloud State*, *St. Lawrence*, *Bemidji State*, *Dartmouth*, **PENN STATE**, *RIT*, *Alaska*, *Canisius*, *Michigan State*

**Bold indicates 2014-15 opponent**

### CONWAY RISING UP THE FRESHMAN CHARTS

Freshman forward **Scott Conway** has upped his scoring production over the past seven weeks to become the second-leading scorer in the Big Ten among newcomers.

Conway has 26 points off 10 goals and 16 assists, which puts him second to only Dylan Larkin of Michigan.

Since Jan. 9, Conway is the fourth-leading scorer per game among freshmen in NCAA Division I (1.09 ppg) behind only Larkin, the nation's overall leading scorer, Jack Eichel of BU, and Denver's Danton Heinen.

### JUNIORS PROVIDING THE SCORING

Penn State's juniors have been the most productive scoring class this year with 52 goals and 72 assists for 124 points, which is good for 40.7 percent of the team's total point production.

As for goals, the juniors have tallied 44.8 percent of the tallies led by leading scorers **Casey Bailey** (22) and **Eric Scheid** (14).

The three other classes combined have totaled 64 goals and 117 assists for 181 points.

### BALANCED NITTANY LION SCORING

Penn State has 116 goals through 34 games, an average of 3.41 goals as opposed to last year's 2.22 average (80 goals in 36 games).

Ten Nittany Lions have tallied 10 or more points so far this season: **Casey Bailey** (40), **David Goodwin** (34), **Taylor Holstrom** (33), **Eric Scheid** (29), **Scott Conway** (26), **Dylan Richard** (21), **Curtis Loik** (17), **Luke Juha** (14), **David Glen** (11) and **Erik Autio** (11). Last season 12 Lions garnered at least 10 points or more in 36 contests.

Moreover, 20 different Nittany Lions have registered a goal this season with a total of 23 Lions recording a point. In 2013-14 alone, 16 Lions scored goals with 21 total earning points.

### FIRE AWAY!

Penn State likes to shoot the puck. A lot. The Nittany Lions lead NCAA Division I men's hockey with 40.32 shots per game, which is a full four shots per game better than second-best Boston University (36.06).

The Nittany Lions have fired 50 or more shots on six occasions this season, going 4-0-2. Moreover, PSU has attempted 40 or more shots 17 times, going 10-5-2 in those games.

The Nittany Lions have out-shot their opponents in 24 of 34 games this year. going 12-8-4 in those instances.

Contributing to the staggering shot totals is **Casey Bailey** who leads the nation in shots on goal (199), averaging a nation-high 5.81 shots a game. Bailey has three games of 10 shots or more this season.

Penn State ranks third nationally in shots on goal margin per game (+7.91), while Minnesota ranks ninth of 59 teams at +5.97.

Minnesota ranks ninth nationally in shots per game with 33.35, while ranking tied-16th in shots allowed per game (27.38). PSU is 46th in that category (32.41).

In games where PSU fails to shoot at least 30 times

Penn State is 1-2-1 with a tie vs. Alaska Anchorage, a win at Michigan and losses at Michigan State and Ohio State.

### IMPROVING IN BIG TEN PLAY

The Nittany Lions started 0-9-0-0 in Big Ten play last season, but finished the year going 3-7-1-0 down the stretch before going 1-1 in the Big Ten Tournament.

After 18 games of Big Ten play, Penn State stands at 10-7-1-0 this season. The Nittany Lions have gone 14-15-2-0 vs. Big Ten competition since Feb. 8, 2014. Penn State has already surpassed its Big Ten win total from last season.

Penn State sits in fourth place in the Big Ten with 31 points, trailing second-place holders Minnesota and Michigan by two and first-place Michigan State by three.

### BLOCKING SUCCESS

Penn State's defense has allowed an average of 32.4 shots per game to reach net this year, but that number would be higher if not for the blocking ability of PSU's defensive corps, which has stopped 469 from reaching frame (13.8 per game), including a season-high 32 in Feb. 21's upset win over Minnesota.

Senior captain **Patrick Koudys** (59), sophomore **David Thompson** (57), junior **Luke Juha** (42) and junior **Connor Varley** (40) and lead the team in the category.

### PACKING THE PEG

Penn State has played to a sellout crowd in 33-of-36 home games, including 17 of 18 this season. More than 6,000 fans have filed into the arena on 20 occasions with a season-high 6,203 see Penn State beat Northern Michigan, 5-4, on Friday, Jan. 23. That crowd was the fourth-best at PIA.

Currently, Penn State ranks seventh in average attendance (6,030) and leads the nation in building capacity percentage (104.3 percent). Only Quinnipiac (103.0) can boast a capacity percentage of 100 or more.

This season, Penn State has a season-total of 108,534 fans that have been to Pegula Ice Arena, which exceeded last season's 108,193 during the facility's inaugural campaign. Pegula Ice Arena seats 5,782.

### WINS OVER RANKED TEAMS

Penn State's victory over No. 15 Minnesota was the program's fifth against ranked competition based on the USA Today/USA Hockey poll.

This season, the Nittany Lions are 3-2-0 against ranked foes this year.

Last season, Penn State went 3-16-0, with all three wins coming against Michigan, while in 2012-13 the Nittany Lions went 1-3-0. Penn State now stands at 6-21-0 all-time against ranked teams.

Prior to Nov. 15, 2014 PSU was 0-8-0 against top-five squads, beating No. 4 UMass Lowell, 4-1.

### SKATING THE GAUNTLET AGAIN

Last season, the Nittany Lions faced some of the hardest competition in the country during their second NCAA season. Penn State played seven of 16 NCAA tournament teams and hosted all four No. 1 seeds at Pegula Ice Arena, earning the third-toughest schedule according to the RPI.

# 2014-15 PENN STATE HOCKEY



This year looks to be difficult as well. Penn State is slated to play games against four 2014 NCAA tourney teams (11 games).

## JUHA NAMED BIG TEN PLAYER TO WATCH

Junior defenseman **Luke Juha** was among 16 student-athletes named to the Big Ten Preseason Players to Watch List, the conference announced Wednesday, Sept. 24.

The Academic All-Big Ten member skated in 26 games during the 2013-14 season and collected career highs in goals (4), assists (11), points (15) and power-play goals (4). One of four defenseman to appear on the list, the Mississauga, Ontario native led Big Ten blueliners with four power-play markers, while tying for the team lead in assists and power-play points (8).

During his career, the defenseman has collected 36 points (7g, 29a) in 71 games entering this weekend.

## OH CAPTAIN, MY CAPTAIN

On June 6, head coach **Guy Gadowsky** announced that redshirt-senior defenseman **Patrick Koudys** was named team captain. Redshirt-senior defenseman **Nate Jensen** (third season) and junior forward **David Glen** (second year) will reprise their roles as alternate captains.

## NITTANY LIONS TABBED SIXTH

The Penn State squad was picked to finish sixth in the Big Ten by the conference coaches. PSU finished sixth last season in the conference's inaugural campaign.

## STUDENTS SELL OUT IN THREE MINUTES

Nittany Lion men's hockey fans will pack the nearly 1,000-seat Roar Zone student section for the 2014-15 season as student season tickets sold out in just three minutes Thursday (Sept. 11) morning.

## LOOKING BACK AT THE 2013-14 SEASON

The Nittany Lions' 2013-14 season concluded with a 2-1 loss to second-seeded and eventual Big Ten champion Wisconsin in the semifinal round Friday, March 21. Penn State advanced to the second round with a 2-1 double-overtime victory against Michigan in the quarterfinals March 20.

## PLAYING THEM TIGHT

The Nittany Lions played in 16 one-goal games (5-11-0) in 2013-14, tying for fifth in the country. Clarkson led the nation with 24 one-goal games. This year, Penn State is 6-4-4 in games decided by a goal or less.

## NHL HOPEFULS

The third-year program boasts four NHL draft picks on the 2014-15 roster.

**Eamon McAdam** (2013, New York Islanders), redshirt seniors **Max Gardiner** (2010, St. Louis) and **Patrick Koudys** (2011, Washington) and sophomore **Mike Williamson** (2013, Vancouver) are current NHL prospects.

## NCAA TEAM RANKS

(as of March 10, 2015)

Goals (116).....	9th
Goals Per Game (3.41).....	7th
First Period Goals Per Game (0.94).....	T-12th
Second Period Goals Per Game (1.24).....	7th
Third Period Goals Per Game (1.21).....	T-10th
Goals Against (99).....	T-38th
Goals Against Per Game (2.91).....	39th
Goal Differential (+17).....	23rd
Power-Play Goals (28).....	T-14th
Power-Play Percentage (.231).....	5th
Fewest Power-Play Goals Against (24).....	T-34th
Penalty Kill Percentage (.803).....	43rd
<b>Shots on Goal Per Game (40.32).....</b>	<b>1st</b>

## NCAA INDIVIDUAL RANKS

(Top 50 as of March 10, 2015)

<b>POINTS</b>	
Casey Bailey (40).....	T-17th
David Goodwin (34).....	T-39th
Taylor Holstrom (33).....	T-45th

<b>POINTS PER GAME</b>	
Casey Bailey (1.18).....	T-17th
Taylor Holstrom (1.14).....	22nd
Eric Scheid (1.04).....	37th
David Goodwin (1.03).....	38th

<b>GOALS</b>	
Casey Bailey (22).....	T-5th
David Goodwin (15).....	T-39th
Eric Scheid (14).....	T-47th

<b>GOALS PER GAME</b>	
Casey Bailey (0.65).....	6th
Eric Scheid (0.50).....	T-29th

<b>ASSISTS</b>	
Taylor Holstrom (26).....	T-14th

<b>ASSISTS PER GAME</b>	
Taylor Holstrom (0.90).....	7th

<b>POWER PLAY GOALS</b>	
Casey Bailey (5).....	T-38th

<b>GAME-WINNING GOALS</b>	
David Goodwin (4).....	T-15th
Eric Scheid (3).....	T-39th
Dylan Richard (3).....	T-39th

<b>PLUS-MINUS</b>	
David Goodwin (+18).....	T-23rd
Casey Bailey (+16).....	T-37th

<b>SHOTS PER GAME</b>	
Casey Bailey (5.85).....	1st
Scott Conway (3.34).....	T-39th
Curtis Loik (3.26).....	T-45th

<b>BLOCKS</b>	
Patrick Koudys (59).....	T-44th
David Thompson (57).....	T-49th

<b>ASSISTS (Defenseemen)</b>	
Luke Juha (12).....	T-49th

<b>POINTS (Freshmen)</b>	
Scott Conway (26).....	T-12th

<b>GOALS (Freshmen)</b>	
Scott Conway (10).....	T-16th

<b>ASSISTS (Freshmen)</b>	
Scott Conway (16).....	T-15th

## BIG TEN TEAM RANKS

(as of March 10, 2015)

Goals (116).....	3rd
Goals Per Game (3.41).....	3rd
First Period Goals Per Game (0.84).....	3rd
Second Period Goals Per Game (1.19).....	3rd
Third Period Goals Per Game (1.25).....	2nd
Goals Against (99).....	4th
Goals Against Per Game (2.91).....	3rd
Goal Differential (+17).....	3rd
Power-Play Goals (28).....	3rd
Power-Play Percentage (.231).....	3rd
Least Power-Play Goals Against (24).....	T-3rd
Penalty Kill Percentage (.803).....	3rd
<b>Shots on Goal Per Game (40.32).....</b>	<b>1st</b>

## BIG TEN INDIVIDUAL RANKS

(Top 10 as of March 10, 2015)

<b>POINTS</b>	
Casey Bailey (40).....	3rd
David Goodwin (34).....	T-5th
Taylor Holstrom (33).....	8th
Eric Scheid (29).....	T-9th

<b>POINTS PER GAME</b>	
Casey Bailey (1.18).....	4th
Taylor Holstrom (1.14).....	5th
Eric Scheid (1.04).....	8th
David Goodwin (1.03).....	9th

<b>GOALS</b>	
Casey Bailey (22).....	1st
David Goodwin (15).....	T-5th
Eric Scheid (14).....	T-7th

<b>GOALS PER GAME</b>	
Casey Bailey (0.65).....	1st
Eric Scheid (0.50).....	4th
David Goodwin (0.45).....	7th

<b>ASSISTS</b>	
Taylor Holstrom (26).....	4th
David Goodwin (19).....	7th
Casey Bailey (18).....	T-8th

<b>ASSISTS PER GAME</b>	
Taylor Holstrom (0.90).....	4th
David Goodwin (0.58).....	9th

<b>GAME-WINNING GOALS</b>	
David Goodwin (4).....	T-2nd
Eric Scheid (3).....	T-4th
Dylan Richard (3).....	T-4th

<b>POWER-PLAY GOALS</b>	
Casey Bailey (5).....	T-7th
Curtis Loik (4).....	T-9th
Scott Conway (4).....	T-9th

<b>SHORT-HANDED GOALS</b>	
Taylor Holstrom (1).....	T-3rd
Tommy Olczyk (1).....	T-3rd
Eric Scheid (1).....	T-3rd
Dylan Richard (1).....	T-3rd

<b>PLUS-MINUS</b>	
David Goodwin (+18).....	T-2nd
Casey Bailey (+16).....	T-4th
Connor Varley (+14).....	7th
Taylor Holstrom (+12).....	T-9th

<b>BLOCKS</b>	
Patrick Koudys (59).....	4th
David Thompson (57).....	5th

<b>POINTS (Defenseemen)</b>	
Luke Juha (14).....	T-4th
Erik Autio (11).....	T-8th

<b>GOALS (Defenseemen)</b>	
Luke Juha (2).....	T-9th
Connor Varley (2).....	T-9th
Erik Autio (2).....	T-9th
Nate Jensen (2).....	T-9th

<b>ASSISTS (Defenseemen)</b>	
Luke Juha (12).....	T-4th
Erik Autio (9).....	T-6th

<b>POINTS (Freshmen)</b>	
Scott Conway (26).....	2nd
Erik Autio (11).....	T-9th

<b>GOALS (Freshmen)</b>	
Scott Conway (10).....	2nd
James Robinson (9).....	T-9th

<b>ASSISTS (Freshmen)</b>	
Scott Conway (16).....	2nd
Erik Autio (9).....	T-7th

<b>SAVES</b>	
Matthew Skoff (427).....	7th
PJ Musico (295).....	8th
Eamon McAdam (281).....	9th

<b>SAVE PERCENTAGE</b>	
Matthew Skoff (.905).....	5th

<b>GOALS-AGAINST AVERAGE</b>	
Matthew Skoff (2.88).....	4th



# 2014-15 PENN STATE HOCKEY

## ALL IN THE FAMILY

Several Nittany Lions have family connections with the NHL.

**Max Gardiner's** brother, Jake, plays for the Toronto Maple Leafs.

**Tommy Olczyk's** dad, Eddie, was a 16-year NHL veteran who helped the Rangers win the Stanley Cup in 1994. Eddie serves on the NBCSN national broadcast crew and as a member of the Chicago Blackhawks broadcast team.

**Nate Jensen's** father, David, appeared in 18 games over three seasons with the Minnesota North Stars.

**Patrick Koudys'** father, Jim, was a 1982 NHL draft choice of the New York Islanders.

## WESTERN INFLUENCE

Three players on the squad hail from non-traditional hockey markets on or near the west coast.

Forward **Taylor Holstrom** and goalie **PJ Musico** are from California, while freshman forward **Kenny Brooks** calls Las Vegas, Nevada, home.

## NHL CAMP ATTENDEES

Six Nittany Lions participated in NHL development camps over the summer.

PLAYER	TEAM
<b>Casey Bailey:</b>	Calgary Flames
<b>Patrick Koudys:</b>	Washington Capitals
<b>Eamon McAdam:</b>	New York Islanders
<b>Zach Saar:</b>	Washington Capitals
<b>Matthew Skoff:</b>	Philadelphia Flyers
<b>Eric Sheid:</b>	Minnesota Wild

## THIS IS BIG TEN HOCKEY

In league action, each Big Ten team will play 20 league games, including 10 home contests.

Big Ten teams are awarded three points for a regulation or overtime victory, two points for a shootout win and one point for a shootout loss.

Big Ten schools have won a combined 23 national championships, more than any other league.

The Big Ten Hockey Conference is the only major football conference to sponsor men's hockey.

The 2015 league tournament will take place at Joe Louis Arena in Detroit with the tournament champion earning the league's automatic bid to the NCAA tournament.

## ACROSS THE POND

Freshman newcomers **Erik Autio** (Finland) and **Scott Conway** (England) are the first overseas players in the Penn State program, both hailing from Europe.

## WELCOME HOME

Penn State opened the 5,782-seat Pegula Ice Arena with a 4-1 win against Army Oct. 11, 2013.

The arena was brought to fruition through an initial \$88 million donation - the largest in University history - in September 2010 from Penn State alumnus Terry Pegula and his wife, Kim. The Pegulas added to that figure to bring their total donation to \$102, supplying \$90 million for the facility.

## 2014-15 HONORS

- Casey Bailey**  
Big Ten First Star of the Week (11/18)
- David Glen**  
Big Ten Third Star of the Week (12/9)
- David Goodwin**  
Big Ten Second Star of the Week (1/20, 3/10)
- Taylor Holstrom**  
Big Ten Third Star of the Week (11/18)
- Luke Juha**  
Big Ten Player to Watch
- Curtis Loik**  
Three Rivers Classic All-Tourney Team (12/30)
- Eamon McAdam**  
Big Ten Third Star of the Week (1/13)
- PJ Musico**  
Big Ten Third Star of the Week (2/10)
- Matthew Skoff**  
Big Ten Third Star of the Week (10/14, 10/28)  
Brice Alaska Goal Rush All-Tourney Team (10/18)
- David Thompson**  
Big Ten Third Star of the Week (2/3)

## 2014-15 MEDIA INFORMATION

**Penn State Athletic Communications**  
Primary Contact: Jeremy Fallis  
Email: jeremy.fallis@psu.edu  
Office: 814-863-1388

**Interviews**  
Penn State student-athletes and coaches are available for interviews after practice on Tuesday. Please contact Jeremy Fallis in advance for specific player requests.

**Credentials**  
Contact Jeremy Fallis for home game credentials at Pegula Ice Arena.

**Postgame**  
Head coach Guy Gadowsky and requested student-athletes are available to the media following each game in the media room. Please alert the communications staff during the game of any requests.

**Yearbook**  
A complimentary copy of the 2014-15 Penn State men's hockey yearbook will be made available to members of the media. The public may purchase copies for \$8 online.

[GoPSUsports.com](http://GoPSUsports.com)

[Facebook.com/PennStateMensHockey](https://www.facebook.com/PennStateMensHockey)

[@PennStateMHKY](https://twitter.com/PennStateMHKY)

## SCORING BY CLASS

Class	G	A	PTS
Freshmen	15	29	44
Sophomores	28	44	72
Juniors	52	72	124
Seniors	21	44	65
<b>Totals</b>	<b>116</b>	<b>189</b>	<b>305</b>

## SCORING BY POSITION

Class	G	A	PTS
Forwards	105	143	2
Defensemen	11	45	56
Goaltenders	0	1	1
<b>Totals</b>	<b>116</b>	<b>189</b>	<b>305</b>

## SITUATIONAL SCORING

Situation	GF	GA	+/-
6-on-5	4	2	+2
6-on-4	0	0	-
6-on-3	0	0	-
5-on-6	4	3	+1
5-on-5	69	63	+6
5-on-4	29	2	+27
5-on-3	0	0	-
4-on-6	0	0	-
4-on-5	4	21	-17
4-on-4	5	5	E
4-on-3	0	0	-
3-on-6	0	0	-
3-on-5	0	2	-2
3-on-4	0	1	-1
3-on-3	0	0	-
Penalty Shot	1	0	+1
<b>Totals</b>	<b>116</b>	<b>99</b>	<b>+17</b>

## SPECIAL TEAMS

Power Play	G	Att.	Pct.
Home	17	72	.236
Away	8	34	.235
Neutral	3	15	.200
Non-Conference	14	66	.212
Big Ten	14	55	.255
<b>Totals</b>	<b>28</b>	<b>121</b>	<b>.231</b>

Penalty Kill	Kills	Att.	Pct.
Home	54	66	.818
Away	30	36	.833
Neutral	14	20	.700
Non-Conference	42	54	.778
Big Ten	56	68	.824
<b>Totals</b>	<b>98</b>	<b>122</b>	<b>.803</b>

# 2014-15 PENN STATE HOCKEY



The \$90 million facility broke ground in early February 2012 and was turned over to Penn State in September 2013.

## NEXT TIME OUT

Penn State takes part in the second Big Ten Tournament next week at Detroit's Joe Louis Arena. The Nittany Lions are assured of wearing a white jersey for its first game, already securing at least the No. 4 seed, with the possibility of holding any of the top four seeds pending the results of this week's games.

Tournament action opens Thursday, March 19, with the semifinals taking place Friday and the final on Saturday at 8 p.m.

## THE LAST TIME PENN STATE...

Scored six goals	3/6/15 . . . . . vs. Michigan (W, 6-4)
Scored seven goals	10/26/14 . . . . . vs. Holy Cross (W, 7-1)
Scored five goals in a period	10/26/14 . . . . . Third vs. Holy Cross (W, 7-1)
Allowed seven goals	2/7/14 . . . . . vs. #10 Michigan (L, 7-3)
Allowed eight goals	11/22/14 . . . . . at Michigan (L, 8-1)
Allowed five goals in a period	11/22/14 . . . . . First at Michigan (L, 8-1)
Had a shutout	2/14/14 . . . . . vs. #10 Michigan (W, 4-0)
Had a shutout at home	2/14/14 . . . . . vs. #10 Michigan (W, 4-0)
Had a shutout on the road	12/11/12 . . . . . at Fredonia State (W, 4-0)
Had a shutout on neutral ice	never
Had back-to-back shutouts	never
Was ranked in USCHO Top 20	2/9/15 . . . . . No. 19
Was ranked in USCHO Top 10	never
Was ranked in USA Hockey Top 15	never
Was ranked in USA Hockey Top 10	never
Was shut out	2/13/15 . . . . . at Michigan State (L, 3-0)
Was shut out at home	11/14/13 . . . . . vs. #13 UMass Lowell (L, 4-0)
Was shut out on the road	2/13/15 . . . . . at Michigan State (L, 3-0)
Was shut out on neutral ice	12/28/12 . . . . . vs. Robert Morris (L, 6-0)
Beat a ranked foe	2/21/15 . . . . . vs. #15 Minnesota (W, 4-3 OT)
Beat a top-5 ranked foe	11/15/14 . . . . . at #4 UMass Lowell (W, 4-1)
Beat a ranked foe	2/21/15 . . . . . vs. #15 Minnesota (W, 4-3 OT)
Beat a ranked foe on the road	11/15/14 . . . . . at #4 UMass Lowell (W, 4-1)
Beat a ranked foe on neutral ice	1/31/15 . . . . . vs. #14 Vermont (W, 4-2)
Won an OT game	2/21/15 . . . . . vs. #15 Minnesota (W, 4-3 OT)
Won an OT game at home	2/21/15 . . . . . vs. #15 Minnesota (W, 4-3 OT)
Won an OT game on the road	2/21/14 . . . . . #10 Michigan (W, 5-4 (OT) - GWG: Goodwin)
Won an OT game on neutral ice	3/20/14 . . . . . vs. #12 Michigan (W, 2-1 OT - GWG: Glen)
Tied a game	1/24/15 . . . . . vs. Northern Michigan (T, 5-5 OT)
Tied a game at home	1/24/15 . . . . . vs. Northern Michigan (T, 5-5 OT)
Lost a game in OT	1/9/15 . . . . . vs. Ohio State (L, 5-4 OT)
Lost a game in OT at home	1/9/15 . . . . . vs. Ohio State (L, 5-4 OT)
Lost a game in OT on the road	12/7/12 . . . . . at Holy Cross (L, 5-4 OT)
Lost a game in OT on neutral ice	never
Won a shootout	never
Lost a shutout	1/24/15 . . . . . vs. Northern Michigan (T, 5-5; L, 3-2 in 4)
Player scored a hat trick	1/9/15 . . . . . C. Bailey vs. Ohio State (L, 5-4 OT)
Opponent player had a hat trick	3/7/15 . . . . . JT Compher, Michigan (W, 4-3)
Player scored a four goals/gm.	never
Opponent player had four goals	11/1/13 . . . . . C. Wydo, Robert Morris (W, 5-4)
Had 50-59 shots	1/23/15 . . . . . 53 vs. Northern Michigan (W, 5-4)
Had 60+ shots	1/24/15 . . . . . 64 vs. Northern Michigan (T, 5-5)
Allowed 50+ shots	3/20/14 . . . . . 53 vs. #12 Michigan (W, 2-1 2OT)
Held opponent shotless in a period	never
Scored 2 power play goals	2/21/15 . . . . . vs. #15 Minnesota (W, 4-3 OT; 2-for-3 PPG)
Scored 3 power play goals	3/6/15 . . . . . vs. Michigan (W, 6-4; 3-for-4 PPG)
Scored a short-handed goal	1/24/15 . . . . . E. Scheid vs. Northern Michigan (T, 5-5)
Scored two SH goals	never
Allowed a short-handed goal	3/7/15 . . . . . JT Compher, Michigan (W, 4-3)
Attempted a penalty shot	10/10/14 . . . . . T. Olczyk vs. Connecticut (goal)
Scored a penalty shot	10/10/14 . . . . . T. Olczyk vs. Connecticut
Defended a penalty shot	11/1/1 . . . . . C. Wydo at Robert Morris (goal)
Had 5 different goal scorers	2/6/15 . . . . . Bailey, Goodwin, Holstrom, . . . . . Olczyk, Scheid vs. Wisconsin (W, 5-2)
Had 6 different goal scorers	3/6/15 . . . . . Bailey, Conway, Goodwin, Jensen, . . . . . Richard, Scheid vs. Michigan (W, 6-4)
Committed zero penalties	1/17/14 . . . . . at Michigan State (L, 3-0)





# 2014-15 PENN STATE HOCKEY

## 2014-15 LINEUP BREAKDOWNS

		FORWARD LINES				
LW	C	RW	GP	Record	Pts.	+/-
Goodwin	Holstrom	Bailey	28	14-10-4	39-54-93	+47
*Richard	Conway	Scheid	18	10-6-2	20-31-51	+7
DeRosa	Gardiner	Friedman	9	7-2-0	4-3-7	+1
Loik	Glen	Brooks	8	5-2-1	4-6-10	+2
Loik	Glen	Robinson	7	4-2-1	2-5-7	+3
Olczyk	Gardiner	DeRosa	5	2-2-1	4-3-7	+6
Robinson	Conway	Scheid	5	3-2-0	4-3-7	+5
Olczyk	Gardiner	Saar	4	1-2-1	0-0-0	-6
Robinson	Glen	Brooks	3	2-1-0	3-3-6	+1
Loik	Brooks	DeRosa	3	2-1-0	2-1-3	-1
Loik	Glen	Olczyk	3	1-2-0	2-1-3	-8
DeRosa	Gardiner	Saar	3	3-0-0	0-0-0	-5
Olczyk	Goodwin	Bailey	2	2-0-0	4-6-10	+8
Goodwin	Richard	Bailey	2	2-0-0	3-5-8	+5
Loik	Conway	Richard	2	0-2-0	2-2-4	+3
Loik	Conway	Olczyk	2	2-0-0	1-2-3	-3
Loik	Robinson	Brooks	2	1-0-1	1-0-1	E
Olczyk	DeRosa	Saar	2	2-0-0	0-0-0	E
Robinson	Gardiner	DeRosa	2	1-1-0	0-0-0	E
Olczyk	Gardiner	Robinson	2	1-0-1	0-0-0	-2
Loik	Conway	Milley	2	0-2-0	0-0-0	-6
Olczyk	Brooks	DeRosa	2	0-2-0	0-0-0	-6
Robinson	Gardiner	Friedman	2	0-2-0	0-0-0	-7
Olczyk	Conway	Scheid	1	1-0-0	2-3-5	+5
Richard	Scheid	Milley	1	1-0-0	2-2-4	+5
Glen	Gardiner	Brooks	1	1-0-0	0-3-3	+1
Richard	Conway	DeRosa	1	1-0-0	1-1-2	+2
Loik	Gardiner	Robinson	1	1-0-0	0-2-2	+3
Loik	Glen	Conway	1	0-0-1	1-1-2	+3
Richard	Scheid	Robinson	1	0-1-0	1-1-2	+2
DeRosa	Richard	Olczyk	1	0-0-1	1-1-1	+1
Loik	Richard	Brooks	1	1-0-0	0-1-1	E
Richard	Scheid	Brooks	1	0-0-1	1-0-1	-2
Loik	Scheid	Robinson	1	1-0-0	1-0-1	-3
DeRosa	Richard	Scheid	1	0-1-0	0-1-1	-3
Robinson	Gardiner	Saar	1	0-1-0	0-0-0	E
Robinson	DeRosa	Saar	1	0-1-0	0-0-0	E
Robinson	Glen	Saar	1	0-1-0	0-0-0	-1
Conway	Scheid	Milley	1	0-0-1	0-0-0	-2
Loik	DeRosa	Olczyk	1	0-1-0	0-0-0	-3
DeRosa	Olczyk	Saar	1	0-1-0	0-0-0	-5
Goodwin	Conway	Bailey	1	0-1-0	0-0-0	-6
Olczyk	Holstrom	Bailey	1	0-1-0	0-0-0	-6

\* includes games where Richard was center

## DEFENSIVE PAIRS

D	D	GP	Record	Pts.	+/-
Koudys	Thompson	25	13-9-3	2-9-11	-1
Juha	Autio	19	11-8-0	2-15-17	-3
Jensen	Varley	17	8-6-3	3-11-14	+17
Jensen	Sweetland	7	4-3-0	0-0-0	-2
Koudys	Varley	6	3-3-0	1-3-4	+5
Williamson	Autio	6	3-2-1	1-3-4	+1
Jensen	Juha	3	1-1-1	0-3-3	+3
Jensen	Williamson	3	1-2-0	0-1-1	-8
Autio	Sweetland	3	1-1-1	1-0-1	-5
Williamson	Sweetland	3	2-1-0	0-0-0	-5
Juha	Koudys	2	1-0-1	0-1-1	+2
Autio	Thompson	2	1-0-1	0-0-0	+5
Juha	Sweetland	1	1-0-0	1-0-1	E
Koudys	Sweetland	1	1-0-0	0-1-1	+2
Williamson	Varley	1	1-0-0	0-0-0	+2
Juha	Varley	1	1-0-0	0-0-0	+2
Jensen	Thompson	1	0-1-0	0-0-0	+2
Autio	Varley	1	0-0-1	0-0-0	-1

Pairing stats remain even if sides switch

## 2014-15 POINT STREAKS

Name	Gms.	Start	End	Pts.
Taylor Holstrom	9	10/10/14	11/15/14	3-13-16
Casey Bailey	6	11/14/14	12/5/14	6-4-10
Eric Scheid	5	11/15/14	1/16/15	5-2-7
Eric Scheid	5	1/23/15	2/7/15	3-6-9
Scott Conway	5	1/23/15	2/7/15	2-6-8
David Goodwin	4	1/9/15	1/17/15	4-4-8
Taylor Holstrom	4	1/9/15	1/17/15	1-4-5
Luke Juha	4	1/16/15	1/31/15	0-4-4
<b>Taylor Holstrom</b>	<b>4</b>	<b>2/20/15</b>		<b>1-5-6</b>
<b>David Goodwin</b>	<b>4</b>	<b>2/27/15</b>		<b>2-7-9</b>
Dylan Richard	3	10/10/14	10/17/14	1-2-3
Curtis Loik	3	10/11/14	10/18/14	1-2-3
Eric Scheid	3	10/18/14	10/26/14	3-1-4
Casey Bailey	3	10/24/14	10/30/14	3-1-4
Erik Autio	3	10/26/14	10/31/14	0-3-3
Dylan Richard	3	10/31/14	12/5/14	1-2-3
Curtis Loik	3	12/6/14	12/30/14	1-2-3
Casey Bailey	3	1/16/15	1/23/15	3-2-5
David Thompson	3	1/23/15	1/31/15	1-2-3
Casey Bailey	3	1/31/15	2/7/15	2-4-6
Taylor Holstrom	3	1/31/15	2/7/15	1-3-4
<b>Casey Bailey</b>	<b>3</b>	<b>2/28/15</b>		<b>2-3-5</b>

Note: Streak doesn't end for a missed game; Bold denotes current

## 2014-15 MULTI-POINT GAMES

Name	Games	Last	High (Date)
Casey Bailey	12	3/7/15	1-2-3 (10/11/14)
			3-0-3 (1/9/15)
			2-1-3 (1/17/15)
			1-2-3 (2/6/15)
Taylor Holstrom	8	2/28/15	2-1-3 (10/11/14)
			0-3-3 (11/15/15)
			1-2-3 (2/28/15)
David Goodwin	7	3/7/15	** 1-3-4 (3/7/15)
			1-3-4 (12/5/14)
Scott Conway	7	3/6/15	** 2-2-4 (10/26/14)
Eric Scheid	5	3/6/15	** 2-1-3 (1/10/15)
			2-1-3 (1/24/15)
			1-2-3 (3/6/15)
Dylan Richard	4	3/6/15	** 2-1-3 (1/23/15)
Connor Varley	2	2/6/5	* 1-1-2 (10/18/14)
			* 0-2-2 (2/6/15)
Ricky DeRosa	2	1/24/15	* 1-1-2 (1/24/15)
			0-2-2 (10/26/14)
David Glen	2	1/23/15	1-1-2 (12/5/14)
			1-1-2 (1/23/15)
Curtis Loik	2	1/23/15	** 1-2-3 (10/26/14)
Patrick Koudys	1	1/31/15	** 0-2-2 (1/31/15)
Nate Jensen	2	3/6/15	0-2-2 (10/17/14)
			1-1-2 (3/6/15)
Luke Juha	1	10/11/14	* 0-2-2 (10/11/14)
Jonathan Milley	1	10/11/14	1-1-2 (10/11/14)

\*\* career high; \* ties career high

## PENN STATE CAREERS VS. MINNESOTA

#	PLAYERS	GP	G	A	P	+/-
20	Erik Autio	2	0	1	1	+1
25	Casey Bailey	6	0	0	0	-3
13	Kenny Brooks	4	2	0	2	+2
10	Scott Conway	2	2	1	3	+2
21	Ricky DeRosa	5	0	0	0	-5
7	Jacob Friedman	2	0	0	0	-1
27	Max Gardiner	3	0	0	0	-1
11	David Glen	5	1	1	2	+3
9	David Goodwin	6	1	2	3	-3
28	Taylor Holstrom	6	1	2	3	-2
24	Nate Jensen	4	0	1	1	E
4	Luke Juha	4	1	1	2	+1
3	Patrick Koudys	6	0	0	0	-7
15	Curtis Loik	6	3	1	4	+1
14	Tommy Olczyk	6	0	0	0	-4
12	Dylan Richard	4	0	1	1	E
18	James Robinson	2	0	0	0	E
17	Zach Saar	5	0	1	1	-5
19	Eric Scheid	6	0	2	2	-3
6	Peter Sweetland	2	0	0	0	E
22	David Thompson	6	0	1	1	-5
2	Connor Varley	5	0	1	1	+1
26	Mike Williamson	3	0	0	0	E

#	GOALIES	GP-GS	GAA	Sv. Pct.	W-L-T	SHO
34	Eamon McAdam	2-2	3.55	.899	0-2-0	0
1	PJ Musico	3-3	2.34	.935	1-2-0	0
31	Matthew Skoff	1-1	5.00	.861	0-1-0	0



# 2014-15 PENN STATE HOCKEY



## PENN STATE SHOOTOUTS

SHOOTERS	Career		2013-14		2014-15		All-Time Shooting by Order							Last Appearance
	Overall	B1G	Overall	B1G	Overall	B1G	1st	2nd	3rd	4th	5th	6th	7th	
Casey Bailey	1-4	0-2	0-1	0-1	1-3	0-1	1-1	-	0-2	0-1	-	-	-	1/16/15 vs. Michigan St.
Kenny Brooks	0-2	0-2	0-1	0-1	0-1	0-1	-	0-1	-	-	-	0-1	-	1/16/15 vs. Michigan St.
Ricky DeRosa	0-1	-	-	-	0-1	-	0-1	-	-	-	-	-	-	1/24/15 vs. Northern Mich.
Jacob Friedman	0-1	0-1	0-1	0-1	-	-	-	-	-	-	0-1	-	-	2/14/14 vs. Michigan St.
David Glen	0-1	0-1	0-1	0-1	-	-	-	-	-	-	-	-	0-1	2/14/14 vs. Michigan St.
David Goodwin	0-1	-	-	-	0-1	-	-	-	0-1	-	-	-	-	10/10/14 vs. Connecticut
Taylor Holstrom	0-1	-	-	-	0-1	-	0-1	-	-	-	-	-	-	10/17/14 vs. Alaska Anchorage
Dylan Richard	0-1	0-1	0-1	0-1	-	-	-	-	0-1	-	-	-	-	2/14/14 vs. Michigan St.
Curtis Loik	0-2	-	0-1	-	0-1	-	-	0-2	-	-	-	-	-	10/17/14 vs. Alaska Anchorage
Eric Scheid	1-5	0-2	0-2	0-1	1-3	0-1	0-3	1-2	-	-	-	-	-	1/24/15 vs. Northern Mich.
Peter Sweetland	1-1	-	-	-	1-1	-	-	-	1-1	-	-	-	-	1/24/15 vs. Northern Mich.
David Thompson	0-1	-	-	-	0-1	-	-	-	-	0-1	-	-	-	1/24/15 vs. Northern Mich.
<b>PENN STATE</b>	<b>3-22</b>	<b>0-10</b>	<b>0-9</b>	<b>0-7</b>	<b>3-13</b>	<b>0-3</b>	<b>1-6</b>	<b>1-6</b>	<b>1-5</b>	<b>0-2</b>	<b>0-1</b>	<b>0-1</b>	<b>0-1</b>	
<b>OPPONENTS</b>	<b>10-21</b>	<b>2-10</b>	<b>3-9</b>	<b>1-7</b>	<b>7-12</b>	<b>1-3</b>								

Note: Shots made-shots attempted

GOALIES	Career		2013-14		2014-15		Last Appearance
	Overall	B1G	Overall	B1G	Overall	B1G	
Eamon McAdam	1-2	1-2	-	-	1-2	1-2	1/16/15 vs. Michigan State
PJ Musico	1-4	-	-	-	1-4	-	1/24/15 vs. Northern Michigan
Matthew Skoff	9-15	6-7	6-9	6-7	3-6	-	10/17/14 vs. Alaska Anchorage
<b>PENN STATE</b>	<b>11-21</b>	<b>7-9</b>	<b>6-9</b>	<b>6-7</b>	<b>5-12</b>	<b>1-2</b>	
<b>OPPONENTS</b>	<b>19-22</b>	<b>10-10</b>	<b>9-9</b>	<b>7-7</b>	<b>10-13</b>	<b>3-3</b>	

Note: Shots saved-shots faced

ALL-TIME RESULTS	Opp.	W/L	Score	Rds.	Goalie
10/25/13	RIT	L	0-2	2	Matthew Skoff
2/14/14	Michigan State	L	0-1	7	Matthew Skoff
10/10/14	Connecticut	L	1-2	3	Matthew Skoff
10/17/14	Alaska Anchorage	L	0-1	3	Matthew Skoff
1/16/15	Michigan State	L	0-1	*3	Eamon McAdam
1/24/15	Northern Michigan	L	2-3	4	PJ Musico

\* MSU only attempted two shots

## ALL-TIME PENN STATE HOCKEY ATTENDANCE RECORDS

Rank	Opponent	Facility	City	Att.	Date	Result
1.	Vermont	Wells Fargo Center	Philadelphia, Pa.	19,529	Jan. 19, 2013	W
2.	Vermont	Wells Fargo Center	Philadelphia, Pa.	17,632	Oct. 26, 2013	L
3.	Cornell	Madison Square Garden	New York, N.Y.	15,027	Nov. 29, 2014	L
4.	Vermont	Wells Fargo Center	Philadelphia, Pa.	11,674	Jan. 31, 2015	W
5.	Robert Morris	CONSOL Energy Center	Pittsburgh, Pa.	11,663	Dec. 28, 2012	L
6.	Ohio State	CONSOL Energy Center	Pittsburgh, Pa.	10,797	Dec. 29, 2012	W
7.	RIT	Blue Cross Arena	Rochester, N.Y.	10,556	Oct. 20, 2012	W
8.	Wisconsin	Kohl Center	Madison, Wis.	10,091	Dec. 6, 2014	W
9.	Wisconsin	Kohl Center	Madison, Wis.	10,079	Dec. 7, 2013	L
10.	Minnesota	Mariucci Arena	Minneapolis, Minn.	10,045	March 1, 2014	L

## PEGULA ICE ARENA ATTENDANCE RECORDS

Rank	Opponent	Attendance	Date	Result
1.	Army	6,370	Oct. 11, 2013	W
2.	Boston College	6,214	Jan. 25, 2014	L
3.	RIT	6,211	Oct. 25, 2013	T
4.	Northern Michigan	6,203	Jan. 23, 2015	W
5.	Michigan	6,170	Feb. 8, 2014	W
6.	Michigan State	6,163	Jan. 17, 2014	W
7.	UMass Lowell	6,158	Nov. 15, 2013	L
	Minnesota	6,158	Feb. 21, 2015	W
9.	Minnesota	6,154	Jan. 13, 2014	L
10.	Minnesota	6,148	Feb. 20, 2015	L

## BEST HOME RECORDS IN NCAA DIVISION I

#	Team	GP	W	L	T	Pct.
1.	Michigan	14	12	2	0	.857
2.	Minnesota State	16	13	2	1	.844
3.	<b>PENN STATE</b>	18	13	2	3	.806
4.	Minnesota	16	12	3	1	.781
5.	North Dakota	20	14	3	3	.775
6.	Robert Morris	17	12	3	2	.765
7.	Providence	16	12	4	0	.750
8.	Denver	18	13	5	0	.722
	Michigan Tech	18	13	5	0	.722
10.	Boston College	15	10	4	1	.700

Records as of March 10, 2015; Leading numbers indicated in BOLD



# 2014-15 PENN STATE HOCKEY



HC

## GUY GADOWSKY

HEAD COACH • Third Year  
COLORADO COLLEGE '89

Overall Record: 212-250-43 (.462) // Penn State Record: 39-52-6 (.433)

**Guy Gadowsky** is currently guiding the Nittany Lions in his 15th collegiate season at the helm of an NCAA Division I program in 2014-15.

His Nittany Lions have already clinched an overall winning season overall and in Big Ten play, currently sitting 18-12-4 overall and 10-7-1-0 in the Big Ten. Despite being picked sixth in the preseason, Gadowsky's charges are assured of finishing no worse than fourth and still have a chance at their first conference title.

During the 2013-14 campaign, the bench boss guided the Nittany Lions during the Big Ten Conference's first season. Penn State, which faced seven NCAA tournament teams and three Frozen Four participants, capped its season with a 2-1 double-overtime victory against Michigan in the Big Ten quarterfinals.

In 2012-13, Gadowsky led the Nittany Lions to a 13-14-0 record during their inaugural NCAA Division I season. He guided the squad to several marquee victories, including wins against three future Big Ten teams (Michigan State, Ohio State, Wisconsin). Penn State also topped Vermont in front of the largest crowd to watch a college hockey game in an NHL arena (19,529).

Gadowsky was named head coach of the Penn State men's hockey team on April 24, 2011 and began his PSU tenure overseeing the transition from the ACHA to NCAA hockey.

Before coming to Happy Valley, Gadowsky served as Princeton's bench boss for seven seasons. In his first five years as head coach, the Tigers improved their win total in each season. In 2008-09, Princeton captured a program-record 22 victories and earned its second straight NCAA tournament appearance.

During the 2007-08 campaign, Gadowsky, who inherited a program that had won a combined eight games in the two seasons prior to his arrival, guided Princeton to both the ECAC Hockey tournament and Ivy League championships. The team earned its first NCAA tournament berth since 1998, and Gadowsky garnered ECAC Hockey Coach of the Year honors and was a finalist for the Spencer Penrose Award, presented to Division I hockey's top coach. He was also named Inside College Hockey National Coach of the Year.

While at Princeton, Gadowsky had more than 20 players go on to sign professional contracts, with Kevin Westgarth playing for the Stanley Cup champion Los Angeles Kings in 2011-12. Gadowsky also coached two ECAC and Ivy League Players of the Year as Lee Jubinville (2008) and Zane Kalemba (2009) each won the award in their junior seasons.

Prior to Princeton, Gadowsky spent five seasons as head coach of Alaska (1999-2004), where he inherited a team that had not won more than 14 games in the previous five seasons since joining the then-Central Collegiate Hockey Association. After two rebuilding seasons, the 2002 CCHA Coach of the Year led the Nanooks, who were ranked 11th nationally at the end of the season, to their only 20-win campaign since joining the conference and to the most wins in a season in their CCHA history. He followed that up with 15 wins in 2002-03 and 16 victories his last season.

In addition, Alaska twice hosted the first round of the CCHA playoffs in a three-year span, a feat never accomplished prior to Gadowsky's arrival. During his tenure with the Nanooks, his

teams set school records for team grade-point average, wins and game attendance.

For his efforts at Fairbanks, Gadowsky entered the Alaska Nanook Athletic Hall of Fame in September 2014.

Before joining the collegiate ranks, Gadowsky spent three seasons (1996-99) as head coach and director of hockey operations for the Fresno Falcons of the West Coast Hockey League. He led the squad to the playoffs in each season and left the team as the winningest coach in franchise history. In his first season, Gadowsky posted a 38-win campaign as he garnered WCHL Coach of the Year accolades.

The Edmonton, Alberta, native played collegiately at Colorado College from 1985-89, serving as team captain as a senior, while also earning the team's Rodman Award, given for outstanding leadership and sportsmanship. The three-time WCHA All-Academic Team member collected 46 points in 134 career games.

Upon graduation, Gadowsky embarked on a seven-year professional career that included stops with the ECHL's Richmond Renegades, the IHL's San Diego Gulls and the AHL's St. John's Maple Leafs and Prince Edward Island Senators. Gadowsky saved his best season for last as he totaled 52 goals and 29 assists for the Fresno Falcons in 1995-96. He earned league MVP and first-team all-star recognition.

In addition, Gadowsky spent a portion of the 1993-94 season competing with the Canadian National Team and also played professionally in Austria, The Netherlands and Sweden.

Gadowsky and his wife, Melissa, have two sons, Mac and Magnus, and a daughter, Mia.

### GADOWSKY CAREER COACHING RECORD

At Alaska	Pct.	Conference	Pct.	Finish	Postseason Finish	At Penn State Rec.	Pct.	Conference	Pct.	Finish	Postseason Finish				
1999-2000	6-25-3	.221	4-22-2	.200	12th	-	-	-	-	-	-				
2000-01	9-19-8	.361	7-14-7	.375	T-9th	-	-	-	-	-	-				
2001-02	22-12-3	.635	15-10-3	.589	4th	CCHA Semifinals	2012-13	13-14-0	.481	-	-				
2002-03	15-14-7	.514	10-11-7	.482	T-8th	CCHA First Round	2013-14	8-26-2	.250	3-16-1-0	.175	6th	Big Ten Semifinals		
2003-04	16-19-1	.458	14-13-1	.518	6th	CCHA First Round	2014-15	18-12-4	.588	10-7-1-0	.583	-	-		
<b>At UAF</b>	<b>68-89-22</b>	<b>.441</b>	<b>50-70-20</b>	<b>.462</b>	<b>3 CCHA Tournaments</b>	<b>At PSU</b>	<b>39-52-6</b>	<b>.433</b>	<b>13-23-2-0</b>	<b>.368</b>	<b>Career</b>	<b>212-250-43</b>	<b>.462</b>	<b>132-165-33</b>	<b>.450</b>
At Princeton	Pct.	Conference	Pct.	Finish	Postseason Finish										
2004-05	8-20-3	.306	6-14-2	.318	10th	ECAC First Round									
2005-06	10-18-3	.371	7-12-3	.386	T-9th	ECAC First Round									
2006-07	15-16-3	.485	10-10-2	.500	T-6th	ECAC Quarterfinals									
2007-08	21-14-0	.600	14-8-0	.636	2nd*	NCAA First Round									
2008-09	22-12-1	.643	14-8-0	.636	2nd	NCAA First Round									
2009-10	12-16-3	.435	8-12-2	.409	8th	ECAC First Round									
2010-11	17-13-2	.562	11-9-2	.545	T-4th	ECAC First Round									
<b>at PU</b>	<b>105-109-15</b>	<b>.491</b>	<b>70-73-11</b>	<b>.490</b>	<b>2 NCAA Tournaments</b>										

\* Won ECAC Tournament title

### MILESTONE VICTORIES

<b>1</b>	Oct. 9, 1999	5-1 vs. Ohio State
<b>50</b>	Feb. 23, 2003	2-1 vs. Miami
<b>100</b>	March 3, 2007	2-1 (OT) vs. Brown
<b>150</b>	Jan. 4, 2010	4-3 (OT) vs. #12 Quinnipiac
<b>200</b>	Nov. 15, 2014	4-1 at #4 UMass Lowell

# 2014-15 PENN STATE HOCKEY



## 2014-15 PENN STATE MEN'S HOCKEY NUMERICAL ROSTER

No.	Name	Yr.	Pos.	S/C	Ht.	Wt.	Hometown/Last Team (League)
1	PJ Musico	Sr.	G	L	6-1	199	Orange, Calif./Flin Flon Bombers (SJHL)
2	Connor Varley	Jr.	D	R	5-11	195	Lansdale, Pa./Des Moines Buccaneers (USHL)
3 (C)	Patrick Koudys	R-Sr.	D	L	6-3	215	Smithville, Ontario/Muskegon Lumberjacks (USHL)
4	Luke Juha	Jr.	D	L	5-11	198	Mississauga, Ontario/Vernon Vipers (BCHL)
6	Peter Sweetland	Sr.	D	R	6-2	200	Newtown, Pa./Green Mountain Glades (EJHL)
7	Jacob Friedman	Sr.	F	R	5-9	178	West Bloomfield, Mich./South Shore Kings (EJHL)
9	David Goodwin	So.	F	L	5-10	190	Des Peres, Mo./Cedar Rapids RoughRiders (USHL)
10	Scott Conway	Fr.	F	L	6-0	188	Basingstoke, England/Indiana Ice (USHL)
11 (A)	David Glen	Jr.	F	L	6-1	186	Fort Saskatchewan, Alberta/Spruce Grove Saints (AJHL)
12	Dylan Richard	So.	F	L	6-1	199	Sherwood Park, Alberta/Spruce Grove Saints (AJHL)
13	Kenny Brooks	Jr.	F	R	6-1	205	Las Vegas, Nev./Tri-City Storm (USHL)
14	Tommy Olczyk	Sr.	F	L	5-10	190	Long Grove, Ill./Sioux City Musketeers (USHL)
15	Curtis Loik	Jr.	F	L	6-1	205	North Vancouver, British Columbia/Penticton Vees (BCHL)
17	Zach Saar	So.	F	R	6-5	233	Richland, Mich./Muskegon Lumberjacks (USHL)
18	James Robinson	Fr.	F	L	6-2	190	Cochrane, Alberta/Langley Rivermen (BCHL)
19	Eric Scheid	R-Jr.	F	L	5-11	175	Blaine, Minn./Lincoln Stars (USHL)
20	Erik Autio	Fr.	D	L	5-11	180	Espoo, Finland/Espoo Blues (Jr. A SM-liiga)
21	Ricky DeRosa	So.	F	L	6-1	184	Aston, Pa./Port Huron Fighting Falcons (NAHL)
22	David Thompson	So.	D	R	6-3	215	Glen Mills, Pa./Chilliwack Chiefs (BCHL)
24 (A)	Nate Jensen	R-Sr.	D	L	6-0	195	Shorewood, Minn./Mercyhurst (Atlantic Hockey)
25	Casey Bailey	Jr.	F	R	6-3	209	Anchorage, Alaska/Omaha Lancers (USHL)
26	Mike Williamson	So.	D	L	6-4	204	Leduc, Alberta/Spruce Grove Saints (AJHL)
27	Max Gardiner	R-Sr.	F	L	6-4	206	Deephaven, Minn./Dubuque Fighting Saints (USHL)
28	Taylor Holstrom	R-Sr.	F	R	5-9	175	Yorba Linda, Calif./Mercyhurst (Atlantic Hockey)
31	Matthew Skoff	Jr.	G	L	6-2	195	McKees Rocks, Pa./Sioux City Musketeers (USHL)
34	Eamon McAdam	So.	G	L	6-3	201	Perkasie, Pa./Waterloo Black Hawks (USHL)

**Head Coach:** Guy Gadowsky (Colorado College '89, Third season)

**Assistant Coaches:** Keith Fisher (Third season), Matt Lindsay (Third season)

**Volunteer Assistant:** George Lewis (Second Year)

**Director of Operations:** Bill Downey (Third season)

ALPHABETICAL ROSTER		PRONUNCIATION GUIDE		LIONS BY LOCATION		LIONS BY POSITION	
<b>No.</b>	<b>Name</b>	<b>Autio</b>	Audio	<b>Alaska (1):</b>	Bailey	<b>Forwards (15):</b>	Bailey, Brooks, Conway, DeRosa, Friedman, Gardiner, Glen, Goodwin, Holstrom, Loik, Olczyk, Richard, Robinson, Saar, Scheid
20	Erik Autio	<b>Eamon</b>	AY-min	<b>Alberta (4):</b>	Glen, Richard, Robinson, Williamson	<b>Defensemen (8):</b>	Autio, Jensen, Juha, Koudys, Sweetland, Thompson, Varley, Williamson
25	Casey Bailey	<b>Gadowsky</b>	Gah-DOW-skee	<b>British Columbia (1):</b>	Loik	<b>Goalies (3):</b>	McAdam, Musico, Skoff
13	Kenny Brooks	<b>Juha</b>	YOO-ha	<b>California (2):</b>	Holstrom, Musico		
10	Scott Conway	<b>Koudys</b>	KOW-dice	<b>England (1):</b>	Conway		
21	Ricky DeRosa	<b>Musico</b>	MYOO-si-koh	<b>Finland (1):</b>	Autio		
7	Jacob Friedman	<b>Olczyk</b>	OHL-check	<b>Illinois (1):</b>	Olczyk		
27	Max Gardiner	<b>Richard</b>	Rih-SHARD	<b>Michigan (2):</b>	Friedman, Saar		
11	David Glen	<b>Saar</b>	SAR	<b>Minnesota (3):</b>	Gardiner, Jensen, Scheid		
9	David Goodwin	<b>Scheid</b>	SHIDE	<b>Missouri (1):</b>	Goodwin		
28	Taylor Holstrom			<b>Nevada (1):</b>	Brooks		
24	Nate Jensen			<b>Pennsylvania (6):</b>	DeRosa, McAdam, Skoff, Sweetland, Thompson, Varley		
4	Luke Juha			<b>Ontario (2):</b>	Juha, Koudys		
3	Patrick Koudys						
15	Curtis Loik						
34	Eamon McAdam						
1	PJ Musico						
14	Tommy Olczyk						
12	Dylan Richard						
18	James Robinson						
17	Zach Saar						
19	Eric Scheid						
31	Matthew Skoff						
6	Peter Sweetland						
22	David Thompson						
2	Connor Varley						
26	Mike Williamson						







# 2014-15 PENN STATE HOCKEY

## CAREER PLAYER STAT PROFILES

### 20 ERIK AUTIO Fr. • F • Espoo, Finland

YEAR	GP	G	A	PTS	+/-	P-PIM	PP	SH	GW
2014-15	31	2	9	11	-3	4-8	1	0	0

MULTI-POINT GAMES: 0

#### THE LAST TIME AUTIO TALLIED...

1 goal ..... vs. Michigan (3/7/15)      1 point ..... vs. Michigan (3/7/15)  
 1 assist ..... vs. Michigan (3/6/15)

### 21 RICKY DEROSA So. • F • Aston, Pa.

YEAR	GP	G	A	PTS	+/-	P-PIM	PP	SH	GW
2013-14	32	5	7	12	-9	6-12	0	0	1
2014-15	29	3	5	8	-3	5-10	0	0	0
<b>TOTAL</b>	<b>60</b>	<b>8</b>	<b>12</b>	<b>20</b>	<b>-12</b>	<b>11-22</b>	<b>0</b>	<b>0</b>	<b>1</b>

MULTI-POINT GAMES: 4 (last vs. Northern Michigan, 1/24/15)

#### THE LAST TIME DEROSA TALLIED...

1 goal ..... vs. Northern Michigan (1/24/15)      1 point ..... vs. Vermont (1/31/15)  
 1 assist ..... vs. Vermont (1/31/15)      2 points ..... vs. Northern Michigan (1/24/15)  
 2 assists ..... vs. Holy Cross (12/26/14)

### 25 CASEY BAILEY Jr. • F • Anchorage, Alaska

YEAR	GP	G	A	PTS	+/-	P-PIM	PP	SH	GW
2012-13	27	14	13	27	+1	17-34	4	0	0
2013-14	32	9	4	13	-21	10-20	4	0	0
2014-15	34	22	18	40	+16	15-30	5	0	2
<b>TOTAL</b>	<b>93</b>	<b>45</b>	<b>35</b>	<b>80</b>	<b>-4</b>	<b>42-84</b>	<b>13</b>	<b>0</b>	<b>2</b>

MULTI-POINT GAMES: 20 (last vs. Michigan, 3/7/15)

#### THE LAST TIME BAILEY TALLIED...

1 goal ..... vs. Michigan (3/6/15)      1 point ..... vs. Michigan (3/6/15)  
 2 goals ..... vs. Michigan State (1/17/15)      2 points ..... vs. Michigan (3/7/15)  
 3 goals ..... vs. Ohio State (1/9/15)      3 points ..... vs. Wisconsin (2/6/15)  
 1 assist ..... at Ohio State (2/28/15)      4 points ..... vs. Ohio State (12/29/12)  
 2 assists ..... vs. Michigan (3/7/15)

### 7 JACOB FRIEDMAN Sr. • F • West Bloomfield, Mich.

YEAR	GP	G	A	PTS	+/-	P-PIM	PP	SH	GW
2012-13	13	1	1	2	-3	3-6	0	0	0
2013-14	17	0	2	2	E	2-4	0	0	0
2014-15	11	1	0	1	-3	1-2	0	0	0
<b>TOTAL</b>	<b>41</b>	<b>2</b>	<b>3</b>	<b>5</b>	<b>-6</b>	<b>6-12</b>	<b>0</b>	<b>0</b>	<b>0</b>

MULTI-POINT GAMES: 1 (last at Fredonia State, 12/11/12)

#### THE LAST TIME FRIEDMAN TALLIED...

1 goal ..... vs. Holy Cross (10/26/14)      1 point ..... vs. Holy Cross (10/26/14)  
 1 assist ..... at Ohio State (2/1/14)      2 points ..... at Fredonia State (12/11/12)

### 13 KENNY BROOKS Jr. • F • Las Vegas, Nev.

YEAR	GP	G	A	PTS	+/-	P-PIM	PP	SH	GW
2012-13	25	2	10	12	E	6-23	0	0	1
2013-14	36	4	6	10	-9	14-39	1	0	0
2014-15	21	0	3	3	+1	1-2	0	0	0
<b>TOTAL</b>	<b>82</b>	<b>6</b>	<b>19</b>	<b>25</b>	<b>-8</b>	<b>21-64</b>	<b>1</b>	<b>0</b>	<b>1</b>

MULTI-POINT GAMES: 1 (last vs. Alabama Huntsville, 2/8/13)

#### THE LAST TIME BROOKS TALLIED...

1 goal ..... vs. Wisconsin (3/8/14)      1 point ..... vs. Robert Morris (12/29/14)  
 1 assist ..... vs. Robert Morris (12/29/14)      2 points ..... vs. Alabama Huntsville (2/8/13)  
 2 assists ..... vs. Alabama Huntsville (2/8/13)

### 27 MAX GARDINER R-Sr. • F • Deephaven, Minn.

YEAR	GP	G	A	PTS	+/-	P-PIM	PP	SH	GW
2010-11*	17	1	2	3	-3	5-24	0	0	0
2012-13	27	3	19	22	+5	7-22	2	0	1
2013-14	22	0	1	1	-12	4-8	0	0	0
2014-15	30	3	2	5	-3	6-12	3	0	0
<b>TOTAL</b>	<b>96</b>	<b>7</b>	<b>24</b>	<b>31</b>	<b>-13</b>	<b>22-66</b>	<b>5</b>	<b>0</b>	<b>1</b>

MULTI-POINT GAMES: 5 (last at Wisconsin, 2/25/13) \* at Minnesota

#### THE LAST TIME GARDINER TALLIED...

1 goal ..... at Wisconsin (12/6/14)      1 point ..... vs. Wisconsin (2/6/15)  
 1 assist ..... vs. Wisconsin (2/6/15)      2 points ..... at Wisconsin (2/25/13)  
 2 assists ..... at Wisconsin (2/25/13)      3 points ..... at Michigan State (1/26/13)  
 3 assists ..... at Michigan State (1/26/13)

### 10 SCOTT CONWAY Fr. • F • Basingstoke, England

YEAR	GP	G	A	PTS	+/-	P-PIM	PP	SH	GW
2014-15	32	10	16	26	+2	18-36	4	0	1

MULTI-POINT GAMES: 6 (last vs. Michigan, 3/6/15)

#### THE LAST TIME CONWAY TALLIED...

1 goal ..... vs. Michigan (3/7/15)      1 point ..... vs. Michigan (3/7/15)  
 2 goals ..... vs. Minnesota (2/21/15)      2 points ..... vs. Michigan (3/6/15)  
 1 assist ..... vs. Michigan (3/6/15)      3 points ..... vs. Minnesota (2/21/15)  
 2 assists ..... vs. Wisconsin (2/6/15)      4 points ..... vs. Holy Cross (12/26/14)

### 11 DAVID GLEN Jr. • F • Fort Saskatchewan, Alberta

YEAR	GP	G	A	PTS	+/-	P-PIM	PP	SH	GW
2012-13	27	16	9	25	+9	23-57	2	0	2
2013-14	32	3	6	9	+3	20-62	0	1	0
2014-15	24	4	7	11	-2	10-20	1	0	0
<b>TOTAL</b>	<b>83</b>	<b>23</b>	<b>22</b>	<b>45</b>	<b>+10</b>	<b>53-139</b>	<b>3</b>	<b>1</b>	<b>2</b>

MULTI-POINT GAMES: 9 (last vs. Northern Michigan, 1/23/15)

#### THE LAST TIME GLEN TALLIED...

1 goal ..... vs. Northern Michigan (1/23/15)      1 point ..... vs. Michigan (3/7/15)  
 2 goals ..... vs. Buffalo State (11/3/12)      2 points ..... vs. Northern Michigan (1/23/15)  
 3 goals ..... vs. Alabama Huntsville (2/8/13)      3 points ..... vs. Alabama Huntsville (2/8/13)  
 1 assist ..... vs. Michigan (3/7/15)  
 2 assists ..... at Fredonia State (12/11/12)

# 2014-15 PENN STATE HOCKEY



## CAREER PLAYER STAT PROFILES

### 9 DAVID GOODWIN So. • F • Des Peres, Mo.

YEAR	GP	G	A	PTS	+/-	P-PIM	PP	SH	GW
2013-14	34	7	11	18	-8	10-20	2	0	1
2014-15	33	15	19	34	+18	4-8	0	0	4
<b>TOTAL</b>	<b>67</b>	<b>22</b>	<b>30</b>	<b>52</b>	<b>+10</b>	<b>14-28</b>	<b>2</b>	<b>0</b>	<b>5</b>

MULTI-POINT GAMES: 10 (last vs. Michigan, 3/7/15)

#### THE LAST TIME GOODWIN TALLIED...

1 goal . . . . . vs. Michigan (3/7/15)	1 point . . . . . vs. Michigan (3/6/15)
2 goals . . . . . at Michigan (2/21/14)	2 points . . . . . vs. Bentley (10/30/14)
1 assist . . . . . at Ohio State (2/27/15)	3 points . . . . . at Ohio State (2/28/15)
2 assists . . . . . vs. Michigan State (1/17/15)	4 points . . . . . vs. Michigan (3/7/15)
3 assists . . . . . vs. Michigan (3/7/15)	

### 3 PATRICK KOUDYS R-Sr. • D • Smithville, Ontario

YEAR	GP	G	A	PTS	+/-	P-PIM	PP	SH	GW
2010-11*	31	1	2	3	-1	7-14	0	0	0
2011-12*	27	1	1	2	-8	11-22	1	0	0
2013-14	36	2	6	8	-21	13-26	0	0	0
2014-15	34	1	7	8	+6	11-33	0	0	0
<b>TOTAL</b>	<b>128</b>	<b>5</b>	<b>16</b>	<b>21</b>	<b>-24</b>	<b>42-95</b>	<b>1</b>	<b>0</b>	<b>0</b>

MULTI-POINT GAMES: 2 (last vs. Vermont, 1/31/15) \* at RPI

#### THE LAST TIME KOUDYS TALLIED...

1 goal . . . . . at Ohio State (2/27/15)	1 point . . . . . vs. Michigan (3/7/15)
1 assist . . . . . vs. Michigan (3/7/15)	2 points . . . . . vs. Vermont (1/31/15)
2 assists . . . . . vs. Vermont (1/31/15)	

### 28 TAYLOR HOLSTROM R-Sr. • F • Yorba Linda, Calif.

YEAR	GP	G	A	PTS	+/-	P-PIM	PP	SH	GW
2010-11*	36	9	24	33	+8	4-8	6	0	1
2011-12	24	9	8	17	-3	3-6	0	0	3
2013-14	36	8	9	17	-17	10-20	1	1	0
2014-15	29	7	26	33	+12	10-20	2	1	0
<b>TOTAL</b>	<b>125</b>	<b>33</b>	<b>67</b>	<b>100</b>	<b>E</b>	<b>27-54</b>	<b>9</b>	<b>2</b>	<b>4</b>

MULTI-POINT GAMES: 20 (last vs. Wisconsin, 2/6/15) \* at Mercyhurst

#### THE LAST TIME HOLSTROM TALLIED...

1 goal . . . . . vs. Ohio State (2/28/15)	1 point . . . . . at Ohio State (2/27/15)
2 goals . . . . . vs. Connecticut (10/11/14)	2 points . . . . . vs. Wisconsin (2/6/15)
1 assist . . . . . at Ohio State (2/27/15)	3 points . . . . . at Ohio State (2/28/15)
2 assists . . . . . at Ohio State (2/28/15)	4 points . . . . . vs. Connecticut (1/8/11)*
3 assists . . . . . at UMass Lowell (11/15/14)	

### 15 CURTIS LOIK Jr. • F • North Vancouver, B.C.

YEAR	GP	G	A	PTS	+/-	P-PIM	PP	SH	GW
2012-13	25	5	4	9	+7	8-16	0	0	0
2013-14	28	7	3	10	-1	1-2	0	1	1
2014-15	34	6	11	17	-5	4-8	3	0	1
<b>TOTAL</b>	<b>87</b>	<b>18</b>	<b>18</b>	<b>36</b>	<b>+1</b>	<b>13-26</b>	<b>4</b>	<b>1</b>	<b>2</b>

MULTI-POINT GAMES: 3 (last vs. Northern Michigan, 1/23/15)

#### THE LAST TIME LOIK TALLIED...

1 goal . . . . . vs. Ohio State (1/10/15)	1 point . . . . . vs. Wisconsin (2/7/15)
1 assist . . . . . vs. Wisconsin (2/7/15)	2 points . . . . . vs. Northern Michigan (1/23/15)
2 assists . . . . . vs. Northern Michigan (1/23/15)	3 points . . . . . vs. Holy Cross (10/26/14)

### 24 NATE JENSEN R-Sr. • D • Shorewood, Minn.

YEAR	GP	G	A	PTS	+/-	P-PIM	PP	SH	GW
2010-11*	36	2	14	16	+9	4-8	2	0	0
2012-13	22	2	7	9	+1	1-2	0	0	1
2013-14	28	3	7	10	-13	5-10	2	0	0
2014-15	31	2	7	9	+4	6-23	1	0	0
<b>TOTAL</b>	<b>117</b>	<b>9</b>	<b>35</b>	<b>44</b>	<b>+1</b>	<b>16-43</b>	<b>5</b>	<b>0</b>	<b>1</b>

MULTI-POINT GAMES: 7 (last vs. Michigan, 3/6/15) \* at Mercyhurst

#### THE LAST TIME JENSEN TALLIED...

1 goal . . . . . vs. Michigan (3/6/15)	1 point . . . . . vs. Wisconsin (2/7/15)
1 assist . . . . . vs. Wisconsin (2/7/15)	2 points . . . . . vs. Michigan (3/6/15)
2 assists . . . . . vs. Alaska Anchorage (10/17/14)	3 points . . . . . vs. Ohio State (3/15/14)

### 34 EAMON MCADAM So. • G • Perkaspie, Pa.

YEAR	GP-GS	MIN	GA	SV	GAA	SV%	W-L-T	SHO
2013-14	10-10	557:40	38	283	4.09	.882	0-9-0	0
2014-15	10-9	534:38	27	281	3.03	.912	5-2-1	0
<b>TOTAL</b>	<b>20-19</b>	<b>1092:18</b>	<b>65</b>	<b>564</b>	<b>3.57</b>	<b>.897</b>	<b>5-11-1</b>	<b>0</b>

SHUTOUTS: 0

#### THE LAST TIME MCADAM TALLIED...

30 saves . . . . . 33 vs. Michigan State (1/16/15)	A Win . . . . . vs. Ohio State (1/10/15)
40 saves . . . . . 41 vs. Michigan (3/6/15)	A Loss . . . . . vs. Robert Morris (12/29/14)
50 saves . . . . . Never	A Tie . . . . . vs. Michigan State (1/16/15)
	A point . . . . . 1A vs. Michigan (3/6/15)
Career High Saves . . . 42 vs. Minnesota (1/12/14)	A start . . . . . vs. Michigan (3/6/15)

### 4 LUKE JUHA Jr. • D • Mississauga, Ontario

YEAR	GP	G	A	PTS	+/-	P-PIM	PP	SH	GW
2012-13	19	1	6	7	-1	2-4	0	0	1
2013-14	26	4	11	15	-4	3-6	4	0	0
2014-15	26	2	12	14	+2	5-10	1	0	1
<b>TOTAL</b>	<b>71</b>	<b>7</b>	<b>29</b>	<b>36</b>	<b>-3</b>	<b>10-20</b>	<b>6</b>	<b>0</b>	<b>2</b>

MULTI-POINT GAMES: 5 (last vs. Connecticut, 10/11/14)

#### THE LAST TIME JUHA TALLIED...

1 goal . . . . . vs. Minnesota (2/21/15)	1 point . . . . . vs. Minnesota (2/21/15)
1 assist . . . . . vs. Vermont (1/31/15)	2 points . . . . . vs. Connecticut (10/11/14)
2 assists . . . . . vs. Connecticut (10/11/14)	



# 2014-15 PENN STATE HOCKEY

## CAREER PLAYER STAT PROFILES

### 1 PJ MUSICO Sr. • G • Orange, Calif.

YEAR	GP-GS	MIN	GA	SV	GAA	SV%	W-L-T	SHO
2012-13	10-10	559:19	30	268	3.22	.899	4-6-0	1
2013-14	7-3	245:28	17	117	4.16	.873	0-4-0	0
2014-15	12-8	574:06	25	295	2.61	.922	6-4-1	0
<b>TOTAL</b>	<b>29-21</b>	<b>1378:53</b>	<b>72</b>	<b>680</b>	<b>3.13</b>	<b>.904</b>	<b>10-14-1</b>	<b>1</b>

SHUTOUTS: 1 (last at Army, 10/26/12)

#### THE LAST TIME MUSICO TALLIED...

30 saves ..... 31 vs. Michigan (3/7/15) A Win ..... vs. Michigan (3/7/15)  
 40 saves ..... 46 at Wisconsin (2/24/14) A Loss ..... at Ohio State (2/27/15)  
 50 saves ..... Never A Tie ..... vs. Northern Michigan (1/24/15)

Career High Saves... 46 at Wisconsin (2/24/14) A Start ..... vs. Michigan (3/7/15)

### 18 JAMES ROBINSON Fr. • F • Cochrane, Alberta

YEAR	GP	G	A	PTS	+/-	P-PIM	PP	SH	GW
2014-15	29	3	4	7	+2	3-6	0	0	0

MULTI-POINT GAMES: 0

#### THE LAST TIME ROBINSON TALLIED...

1 goal ..... vs. Wisconsin (2/7/15) 1 point ..... vs. Wisconsin (2/7/15)  
 1 assist ..... vs. Michigan State (1/17/15)

### 14 TOMMY OLCZYK Sr. • F • Long Grove, Ill.

YEAR	GP	G	A	PTS	+/-	P-PIM	PP	SH	GW
2012-13	26	3	1	4	-10	1-2	0	1	1
2013-14	35	5	5	10	-11	2-4	1	1	1
2014-15	30	8	1	9	-4	4-16	0	1	2
<b>TOTAL</b>	<b>91</b>	<b>16</b>	<b>7</b>	<b>23</b>	<b>-25</b>	<b>7-22</b>	<b>1</b>	<b>3</b>	<b>4</b>

MULTI-POINT GAMES: 0

#### THE LAST TIME OLCZYK TALLIED...

1 goal ..... vs. Michigan (3/7/15) 1 point ..... vs. Michigan (3/7/15)  
 1 assist ..... vs. Michigan (3/6/15)

### 17 ZACH SAAR So. • F • Richland, Mich.

YEAR	GP	G	A	PTS	+/-	P-PIM	PP	SH	GW
2013-14	33	5	6	11	-14	20-40	1	0	2
2014-15	13	0	0	0	-4	6-12	0	0	0
<b>TOTAL</b>	<b>44</b>	<b>5</b>	<b>6</b>	<b>11</b>	<b>-18</b>	<b>26-52</b>	<b>1</b>	<b>0</b>	<b>2</b>

MULTI-POINT GAMES: 1 (last at Wisconsin, 12/7/13)

#### THE LAST TIME SAAR TALLIED...

1 goal ..... vs. Michigan (3/20/14) 1 point ..... vs. Michigan (3/20/14)  
 1 assist ..... at Minnesota (2/28/14) 2 points ..... at Wisconsin (12/7/13)

### 12 DYLAN RICHARD So. • F • Sherwood Park, Alberta

YEAR	GP	G	A	PTS	+/-	P-PIM	PP	SH	GW
2013-14	30	4	11	15	-3	1-2	1	1	0
2014-15	27	8	13	21	+6	5-10	2	1	3
<b>TOTAL</b>	<b>57</b>	<b>12</b>	<b>24</b>	<b>36</b>	<b>+3</b>	<b>6-12</b>	<b>3</b>	<b>2</b>	<b>3</b>

MULTI-POINT GAMES: 8 (last vs. Michigan, 3/6/15)

#### THE LAST TIME RICHARD TALLIED...

1 goal ..... vs. Michigan (3/6/15) 1 point ..... at Ohio State (2/27/15)  
 2 goals ..... vs. Northern Michigan (1/23/15) 2 points ..... vs. Michigan (3/6/15)  
 1 assist ..... vs. Michigan (3/6/15) 3 points ..... vs. Northern Michigan (1/23/15)  
 2 assists ..... vs. Holy Cross (12/26/14)

### 19 ERIC SCHEID R-Jr. • F • Blaine, Minn.

YEAR	GP	G	A	PTS	+/-	P-PIM	PP	SH	GW
2011-12*	30	6	9	15	-19	3-6	0	0	1
2013-14	36	11	9	20	-20	5-10	4	0	1
2014-15	28	14	15	29	+5	4-8	1	1	3
<b>TOTAL</b>	<b>94</b>	<b>31</b>	<b>33</b>	<b>64</b>	<b>-34</b>	<b>12-24</b>	<b>5</b>	<b>1</b>	<b>5</b>

MULTI-POINT GAMES: 11 (last vs. Minnesota, 2/21/15) \* at Alaska Anchorage

#### THE LAST TIME SCHEID TALLIED...

1 goal ..... vs. Wisconsin (2/6/15) 1 point ..... vs. Michigan (3/7/15)  
 2 goals ..... vs. Northern Michigan (1/24/15) 2 points ..... vs. Minnesota (2/21/15)  
 1 assist ..... vs. Michigan (3/7/15) 3 points ..... vs. Northern Michigan (1/24/15)  
 2 assists ..... vs. Minnesota (2/21/15)



# 2014-15 PENN STATE HOCKEY



## CAREER PLAYER STAT PROFILES

### 31 MATTHEW SKOFF Jr. • G • McKees Rocks, Pa.

YEAR	GP-GS	MIN	GA	SV	GAA	SV%	W-L-T	SHO
2012-13	18-17	1063:25	44	513	2.48	.921	9-8-0	2
2013-14	23-23	1381:48	68	656	2.95	.906	8-13-2	1
2014-15	17-17	938:33	45	427	2.88	.905	7-6-2	0
<b>TOTAL</b>	<b>58-57</b>	<b>3383:46</b>	<b>157</b>	<b>1596</b>	<b>2.78</b>	<b>.910</b>	<b>24-27-4</b>	<b>3</b>

SHUTOUTS: 3 (last vs. Michigan, 2/8/14)

#### THE LAST TIME SKOFF TALLIED...

30 saves . . . . .39 at Ohio State (2/28/15) A Win . . . . . vs. Michigan State (1/17/15)  
 40 saves . . . . .48 at Robert Morris (11/1/13) A Loss . . . . . at Ohio State (2/28/15)  
 50 saves . . . . .52 vs. Michigan (3/20/14) A Tie . . . . . vs. Alaska Anchorage (10/17/14)

Career High Saves . . . 52 vs. Michigan (3/20/14)

### 2 CONNOR VARLEY Jr. • D • Lansdale, Pa.

YEAR	GP	G	A	PTS	+/-	P-PIM	PP	SH	GW
2012-13	27	4	8	12	-6	16-43	0	1	1
2013-14	29	0	3	3	-16	3-6	0	0	0
2014-15	26	2	6	8	+14	14-39	1	0	0
<b>TOTAL</b>	<b>82</b>	<b>6</b>	<b>17</b>	<b>23</b>	<b>-8</b>	<b>33-88</b>	<b>1</b>	<b>1</b>	<b>1</b>

MULTI-POINT GAMES: 2 (last vs. Wisconsin, 2/6/14)

#### THE LAST TIME VARLEY TALLIED...

1 goal . . . . . at Michigan State (2/14/15) 1 point . . . . . vs. Michigan (3/6/15)  
 1 assist . . . . . vs. Michigan (3/6/15) 2 points . . . . . vs. Wisconsin (2/6/15)  
 2 assists . . . . . vs. Wisconsin (2/6/15)

### 6 PETER SWEETLAND Sr. • F • Newtown, Pa.

YEAR	GP	G	A	PTS	+/-	P-PIM	PP	SH	GW
2012-13	20	1	8	9	+2	2-4	0	0	0
2013-14	8	0	0	0	-2	1-2	0	0	0
2014-15	15	0	0	0	-2	0-0	0	0	0
<b>TOTAL</b>	<b>43</b>	<b>1</b>	<b>8</b>	<b>9</b>	<b>-2</b>	<b>3-6</b>	<b>0</b>	<b>0</b>	<b>0</b>

MULTI-POINT GAMES: 1 (at Sacred Heart, 10/26/12)

#### THE LAST TIME SWEETLAND TALLIED...

1 goal . . . . . at Sacred Heart (10/26/12) 1 point . . . . . vs. Alabama Huntsville (2/9/13)  
 1 assist . . . . . vs. Alabama Huntsville (2/9/13) 2 points . . . . . at Sacred Heart (10/26/12)

### 26 MIKE WILLIAMSON So. • F • Richland, Mich.

YEAR	GP	G	A	PTS	+/-	P-PIM	PP	SH	GW
2013-14	27	2	4	6	-4	16-38	2	0	1
2014-15	13	1	1	2	0	4-8	0	0	0
<b>TOTAL</b>	<b>40</b>	<b>3</b>	<b>5</b>	<b>8</b>	<b>-4</b>	<b>20-46</b>	<b>2</b>	<b>0</b>	<b>1</b>

MULTI-POINT GAMES: 0

#### THE LAST TIME WILLIAMSON TALLIED...

1 goal . . . . . at Ohio State (2/28/15) 1 point . . . . . at Ohio State (2/28/15)  
 1 assist . . . . . at Alaska (10/18/14)

### 22 DAVID THOMPSON So. • D • Glen Mills, Pa.

YEAR	GP	G	A	PTS	+/-	P-PIM	PP	SH	GW
2013-14	34	0	5	5	-10	9-18	0	0	0
2014-15	28	1	5	6	E	3-6	0	0	1
<b>TOTAL</b>	<b>62</b>	<b>1</b>	<b>10</b>	<b>11</b>	<b>-10</b>	<b>12-24</b>	<b>0</b>	<b>0</b>	<b>1</b>

MULTI-POINT GAMES: 0

#### THE LAST TIME THOMPSON TALLIED...

1 goal . . . . . vs. Vermont (1/31/15) 1 point . . . . . at Ohio State (2/27/15)  
 1 assist . . . . . at Ohio State (2/27/15)



# 2014-15 PENN STATE HOCKEY

## CATEGORY LEADERS

## Points	GP	G	A	Pts	Sh
25 Bailey, Casey	34	22	18	40	199
9 Goodwin, David	33	15	19	34	92
28 Holstrom, Taylor	29	7	26	33	78
19 Scheid, Eric	28	14	15	29	76
10 Conway, Scott	32	10	16	26	107
12 Richard, Dylan	27	8	13	21	74
15 Loik, Curtis	34	6	11	17	111
4 Juha, Luke	26	2	12	14	45
11 Glen, David	24	4	7	11	57
20 Autio, Erik	31	2	9	11	46

## Assists	GP	G	A	Pts	Sh
28 Holstrom, Taylor	29	7	26	33	78
9 Goodwin, David	33	15	19	34	92
25 Bailey, Casey	34	22	18	40	199
10 Conway, Scott	32	10	16	26	107
19 Scheid, Eric	28	14	15	29	76
12 Richard, Dylan	27	8	13	21	74
4 Juha, Luke	26	2	12	14	45
15 Loik, Curtis	34	6	11	17	111
20 Autio, Erik	31	2	9	11	46
11 Glen, David	24	4	7	11	57

## Goals	GP	G	A	Pts	Sh
25 Bailey, Casey	34	22	18	40	199
9 Goodwin, David	33	15	19	34	92
19 Scheid, Eric	28	14	15	29	76
10 Conway, Scott	32	10	16	26	107
12 Richard, Dylan	27	8	13	21	74
14 Olczyk, Tommy	30	8	1	9	61
28 Holstrom, Taylor	29	7	26	33	78
15 Loik, Curtis	34	6	11	17	111
11 Glen, David	24	4	7	11	57
21 DeRosa, Ricky	29	3	5	8	38

## Shots	GP	G	A	Pts	Sh	Sh%
25 Bailey, Casey	34	22	18	40	199	.111
15 Loik, Curtis	34	6	11	17	111	.054
10 Conway, Scott	32	10	16	26	107	.093
9 Goodwin, David	33	15	19	34	92	.163
28 Holstrom, Taylor	29	7	26	33	78	.090
19 Scheid, Eric	28	14	15	29	76	.184
12 Richard, Dylan	27	8	13	21	74	.108
14 Olczyk, Tommy	30	8	1	9	61	.131
3 Koudys, Patrick	34	1	7	8	61	.016
11 Glen, David	24	4	7	11	57	.070

## Power-Play Goals	GP	PPG
25 Bailey, Casey	34	5
15 Loik, Curtis	34	4
10 Conway, Scott	32	4
27 Gardiner, Max	30	3
28 Holstrom, Taylor	29	2
12 Richard, Dylan	27	2
4 Juha, Luke	26	2

## Shot Pct.	GP	G	A	Pts	Sh	Sh%
19 Scheid, Eric	28	14	15	29	76	.184
9 Goodwin, David	33	15	19	34	92	.163
14 Olczyk, Tommy	30	8	1	9	61	.131
25 Bailey, Casey	34	22	18	40	199	.111
12 Richard, Dylan	27	8	13	21	74	.108
23 Milley, Jonathan	4	1	1	2	10	.100
10 Conway, Scott	32	10	16	26	107	.093
28 Holstrom, Taylor	29	7	26	33	78	.090
7 Friedman, Jacob	11	1	0	1	12	.083
21 DeRosa, Ricky	29	3	5	8	38	.079

## Short-Handed Goals	GP	SHG
14 Olczyk, Tommy	30	1
28 Holstrom, Taylor	29	1
19 Scheid, Eric	28	1
12 Richard, Dylan	27	1

## Penalties	GP	Pen	Min
10 Conway, Scott	32	18	36
25 Bailey, Casey	34	15	30
2 Varley, Connor	26	14	39
3 Koudys, Patrick	34	11	33
28 Holstrom, Taylor	29	10	20
11 Glen, David	24	10	20
27 Gardiner, Max	30	6	12
17 Saar, Zach	13	6	12
24 Jensen, Nate	31	6	23
4 Juha, Luke	26	5	10

## Game-Winning Goals	GP	GWG
9 Goodwin, David	33	4
12 Richard, Dylan	27	3
19 Scheid, Eric	28	3
25 Bailey, Casey	34	2
14 Olczyk, Tommy	30	2

## Penalty Minutes	GP	Pen	Min
2 Varley, Connor	26	14	39
10 Conway, Scott	32	18	36
3 Koudys, Patrick	34	11	33
25 Bailey, Casey	34	15	30
24 Jensen, Nate	31	6	23
11 Glen, David	24	10	20
28 Holstrom, Taylor	29	10	20
14 Olczyk, Tommy	30	4	16
27 Gardiner, Max	30	6	12
17 Saar, Zach	13	6	12

## Plus/Minus	GP	+/-
9 Goodwin, David	33	+18
25 Bailey, Casey	34	+16
2 Varley, Connor	26	+14
28 Holstrom, Taylor	29	+12
3 Koudys, Patrick	34	+6
12 Richard, Dylan	27	+6
19 Scheid, Eric	28	+5
24 Jensen, Nate	31	+4
10 Conway, Scott	32	+2
4 Juha, Luke	26	+2

# 2014-15 PENN STATE HOCKEY



## TEAM STATISTICS

Overall: 18-12-4 Conf: 10-7-1 Home: 13-2-3 Away: 4-7-0 Neut: 1-3-1

<b>TEAM STATISTICS</b>	<b>PSU</b>	<b>OPP</b>
<b>SHOT STATISTICS</b>		
Goals-Shot attempts	116-1371	99-1102
Shot pct.	.085	.090
Goals/Game	3.4	2.9
Shots/Game	40.3	32.4
Assists	189	176
<b>POWER PLAYS</b>		
Goals-Power Plays	28-121	24-122
Conversion Percent	.231	.197
Shot Attempts	222	204
Shot Percent	.126	.118
<b>SHORT-HANDED</b>		
Goals-Shot attempts	4-35	2-37
Shot Percent	.114	.054
<b>GOAL BREAKDOWN</b>		
Total Goals	116	99
Power Play	28	24
Short-handed	4	2
Empty net	4	2
Penalty	1	0
Unassisted	8	2
Overtime	1	1
Shootout	0	0
Delayed Penalty	0	0
<b>PENALTIES</b>		
Number	149	148
Minutes	339	343
Penalties/Game	4.4	4.4
Pen minutes/Game	10.0	10.1
Minor	142	139
Major	3	5
10-minute Misconduct	1	2
Game Misconduct	3	2
Gross Misconduct	0	0
Match	0	0
SHOOTOUTS (Made-Att)	3-13	7-12
<b>ATTENDANCE</b>		
Total	108534	65550
Dates/Avg Per Date	18/6030	11/5959
Neutral Site #/Avg	5/7760	

<b>Goals by Period</b>	<b>1st</b>	<b>2nd</b>	<b>3rd</b>	<b>OT</b>	<b>Total</b>
Penn State	32	42	41	1	116
Opponents	24	37	37	1	99

<b>Saves by Period</b>	<b>1st</b>	<b>2nd</b>	<b>3rd</b>	<b>OT</b>	<b>Total</b>
Penn State	315	360	312	16	1003
Opponents	429	409	397	20	1255





# 2014-15 PENN STATE HOCKEY

## INDIVIDUAL STATISTICS

Overall: 18-12-4 Conf: 10-7-1 Home: 13-2-3 Away: 4-7-0 Neut: 1-3-1

##	Player	gp	Shots					+	Penalties				Goals										blk
			g	a	pts	sh	sh%		pen-min	min	maj	oth	pp	sh	fg	qw	qt	ot	ht	pn	ua		
25	Bailey, Casey	34	22	18	40	199	.111	+16	15-30	15	0	0	5	0	4	2	0	0	1	0	4	17	
9	Goodwin, David	33	15	19	34	92	.163	+18	4-8	4	0	0	0	0	3	4	2	0	0	0	0	8	
28	Holstrom, Taylor	29	7	26	33	78	.090	+12	10-20	10	0	0	2	1	0	0	0	0	0	0	0	13	
19	Scheid, Eric	28	14	15	29	76	.184	+5	4-8	4	0	0	1	1	1	3	0	0	0	0	3	8	
10	Conway, Scott	32	10	16	26	107	.093	+2	18-36	18	0	0	4	0	0	1	0	0	0	0	0	14	
12	Richard, Dylan	27	8	13	21	74	.108	+6	5-10	5	0	0	2	1	1	3	1	0	0	0	0	16	
15	Loik, Curtis	34	6	11	17	111	.054	-5	4-8	4	0	0	4	0	3	1	0	0	0	0	0	10	
4	Juha, Luke	26	2	12	14	45	.044	+2	5-10	5	0	0	2	0	1	1	0	1	0	0	0	42	
11	Glen, David	24	4	7	11	57	.070	-2	10-20	10	0	0	1	0	2	0	0	0	0	0	0	17	
20	Autio, Erik	31	2	9	11	46	.043	-3	4-8	4	0	0	1	0	0	0	0	0	0	0	0	36	
14	Olczyk, Tommy	30	8	1	9	61	.131	-4	4-16	3	0	1	0	1	2	2	0	0	0	1	0	9	
24	Jensen, Nate	31	2	7	9	38	.053	+4	6-23	4	1	1	1	0	0	0	0	0	0	0	0	28	
21	DeRosa, Ricky	29	3	5	8	38	.079	-3	5-10	5	0	0	0	0	1	0	0	0	0	0	0	6	
2	Varley, Connor	26	2	6	8	51	.039	+14	14-39	12	1	1	1	0	0	0	0	0	0	0	0	40	
3	Koudys, Patrick	34	1	7	8	61	.016	+6	11-33	9	1	1	0	0	0	0	0	0	0	0	0	59	
18	Robinson, James	29	3	4	7	46	.065	+2	3-6	3	0	0	0	0	0	0	0	0	0	0	1	20	
22	Thompson, David	28	1	5	6	34	.029	0	3-6	3	0	0	0	0	0	1	0	0	0	0	0	57	
27	Gardiner, Max	30	3	2	5	50	.060	-3	6-12	6	0	0	3	0	0	0	0	0	0	0	0	11	
13	Brooks, Kenny	21	0	3	3	42	.000	+1	1-2	1	0	0	0	0	0	0	0	0	0	0	0	6	
23	Milley, Jonathan	4	1	1	2	10	.100	-1	1-2	1	0	0	1	0	0	0	0	0	0	0	0	2	
26	Williamson, Mike	13	1	1	2	15	.067	0	4-8	4	0	0	0	0	0	0	0	0	0	0	0	17	
7	Friedman, Jacob	11	1	0	1	12	.083	-3	1-2	1	0	0	0	0	0	0	0	0	0	0	0	3	
34	McAdam, Eamon	10	0	1	1	0	.000	0	1-2	1	0	0	0	0	0	0	0	0	0	0	0	0	
1	Musico, PJ	12	0	0	0	0	.000	0	1-2	1	0	0	0	0	0	0	0	0	0	0	0	0	
17	Saar, Zach	13	0	0	0	24	.000	-4	6-12	6	0	0	0	0	0	0	0	0	0	0	0	2	
31	Skoff, Matthew	17	0	0	0	0	.000	0	1-2	1	0	0	0	0	0	0	0	0	0	0	0	0	
6	Sweetland, Peter	15	0	0	0	4	.000	-2	0-0	0	0	0	0	0	0	0	0	0	0	0	0	24	
TM	TEAM	18	0	0	0	0	.000	0	2-4	2	0	0	0	0	0	0	0	0	0	0	0	4	
Total		34	116	189	305	1371	.085	+58	149-339	142	3	4	28	4	18	18	3	1	1	1	8	469	
Opponents		34	99	176	275	1102	.090	-	148-343	139	5	4	24	2	16	12	1	1	2	0	2	555	

##	Goalie	gp-gs	Goal average			Saves		Record				Goals allowed				
			minutes	ga	avg	saves	pct	w	l	t	sho	pp	sh	en	pen	sog
31	Skoff, Matthew	17-17	938:33	45	2.88	427	.905	7	6	2	0	11	0	0	0	0
1	Musico, PJ	12-8	574:06	25	2.61	295	.922	6	4	1	0	6	1	0	0	0
34	McAdam, Eamon	10-9	534:38	27	3.03	281	.912	5	2	1	0	7	1	0	0	0
TM	EMPTY NET	18-0	19:10	2	-	0	.000	0	0	0	0	0	0	2	0	0
Total		34-0	2066:27	99	2.87	1003	.910	18	12	4	0	24	2	2	0	0
Opponents		34-0	2066:27	116	3.37	1255	.915	12	18	4	1	28	4	4	1	0

# 2014-15 PENN STATE HOCKEY



## GOALS-ASSISTS-POINTS

Opponent	Date	Score	1	2	3	4	5	6	7	8	9	10	11	12	13
			MUSICO,PJ	VARLEY,CON	KOJUDYS,PAT	JUHA,LUKE	SWEETLAND,	FRIEDMAN,JA	GOODWIN,DA	CONWAY,SC	GLEN,DAVID	RICHARD,DY	BROOKS,KEN		
UCONN	Oct 10	2-2	DNP	0-0-0	0-0-0	0-0-0	DNP	DNP	1-0-1	0-0-0	0-0-0	0-1-1	0-0-0		
UCONN	Oct 11	7-1	W	DNP	0-0-0	0-0-0	0-2-2	DNP	DNP	1-2-3	DNP	1-0-1	0-1-1	0-0-0	
vs UAA	Oct 17	3-3	T	DNP	0-0-0	0-0-0	DNP	DNP	0-0-0	0-1-1	0-0-0	1-0-1	0-0-0		
at UAF	Oct 18	3-4	L	DNP	1-1-2	0-0-0	0-1-1	DNP	DNP	0-0-0	0-0-0	0-0-0	0-0-0		
HC	Oct 24	3-1	W	DNP	0-0-0	0-1-1	0-0-0	0-0-0	DNP	0-0-0	0-0-0	0-1-1	0-1-1		
HC	Oct 26	7-1	W	DNP	0-0-0	0-0-0	0-1-1	0-0-0	1-0-1	0-1-1	2-2-4	1-0-1	0-2-2	0-0-0	
BEN	Oct 30	3-2	W	DNP	0-0-0	0-1-1	0-0-0	0-0-0	0-0-0	1-1-2	0-0-0	0-0-0	0-0-0		
BEN	Oct 31	3-2	W	DNP	0-0-0	0-0-0	0-0-0	DNP	0-0-0	0-0-0	1-0-1	DNP	0-1-1	0-0-0	
at UML	Nov 14	3-5	L	DNP	0-0-0	0-0-0	0-0-0	0-0-0	0-0-0	1-0-1	0-0-0	DNP	DNP	0-0-0	
at UML	Nov 15	4-1	W	DNP	0-0-0	0-0-0	0-0-0	0-0-0	0-0-0	0-1-1	0-0-0	DNP	DNP	0-0-0	
at MICH	Nov 21	3-2	W	DNP	0-0-0	0-0-0	0-1-1	0-0-0	0-0-0	0-0-0	0-0-0	DNP	DNP	0-0-0	
at MICH	Nov 22	1-8	L	DNP	0-0-0	0-0-0	0-1-1	DNP	0-0-0	0-0-0	0-0-0	DNP	DNP	0-0-0	
vs COR	Nov 29	1-3	L	DNP	0-0-0	0-0-0	0-1-1	DNP	0-0-0	1-0-1	0-0-0	DNP	DNP	0-0-0	
at WIS	Dec 05	5-2	W	DNP	0-0-0	0-0-0	0-0-0	0-0-0	0-0-0	1-3-4	0-0-0	1-1-2	1-0-1	0-0-0	
at WIS	Dec 06	4-2	W	DNP	0-0-0	0-0-0	DNP	0-0-0	0-0-0	0-0-0	0-1-1	0-1-1	0-1-1	0-1-1	
vs RMU	Dec 29	2-4	L	DNP	0-0-0	0-0-0	0-0-0	0-0-0	DNP	0-0-0	1-0-1	0-0-0	0-1-1	0-0-0	
vs WMU	Dec 30	1-4	L	0-0-0	0-0-0	0-0-0	0-1-1	DNP	0-0-0	0-0-0	0-0-0	0-0-0	0-0-0	DNP	
OSU	Jan 09	4-5	L	0-0-0	0-0-0	0-1-1	0-1-1	DNP	DNP	1-2-3	0-0-0	0-0-0	DNP	0-0-0	
OSU	Jan 10	4-1	W	DNP	0-0-0	0-0-0	0-0-0	DNP	DNP	1-0-1	0-2-2	DNP	DNP	0-0-0	
MSU	Jan 16	2-2	T	DNP	0-0-0	0-0-0	0-1-1	DNP	DNP	1-0-1	0-1-1	DNP	0-0-0	0-0-0	
MSU	Jan 17	5-2	W	DNP	0-1-1	0-0-0	0-1-1	DNP	DNP	1-2-3	0-0-0	DNP	0-0-0	DNP	
NMU	Jan 23	5-4	W	0-0-0	0-0-0	0-0-0	0-1-1	DNP	DNP	0-0-0	1-1-2	1-1-2	2-1-3	DNP	
NMU	Jan 24	5-5	T	0-0-0	0-0-0	0-1-1	DNP	0-0-0	DNP	0-0-0	0-2-2	0-0-0	1-1-2	DNP	
vs UVM	Jan 31	4-2	W	0-0-0	0-0-0	0-2-2	0-1-1	DNP	DNP	1-0-1	1-0-1	0-0-0	0-0-0	DNP	
WIS	Feb 06	5-2	W	0-0-0	0-2-2	0-0-0	0-0-0	DNP	DNP	1-0-1	0-2-2	0-0-0	0-1-1	0-0-0	
WIS	Feb 07	4-1	W	0-0-0	0-0-0	0-0-0	1-0-1	DNP	DNP	0-0-0	0-1-1	0-0-0	1-0-1	DNP	
at MSU	Feb 13	0-3	L	0-0-0	0-0-0	0-0-0	DNP	0-0-0	DNP	0-0-0	0-0-0	0-0-0	0-0-0	DNP	
at MSU	Feb 14	2-3	L	DNP	1-0-1	0-0-0	DNP	0-0-0	DNP	0-0-0	0-0-0	0-0-0	0-0-0	DNP	
MINN	Feb 20	1-2	L	0-0-0	0-0-0	0-0-0	0-0-0	DNP	DNP	1-0-1	0-0-0	DNP	0-0-0	DNP	
MINN	Feb 21	4-3	W	0-0-0	0-0-0	0-0-0	1-0-1	0-0-0	DNP	0-0-0	2-1-3	0-0-0	0-1-1	DNP	
at OSU	Feb 27	3-5	L	0-0-0	0-0-0	1-0-1	0-0-0	DNP	DNP	0-1-1	0-1-1	0-1-1	1-0-1	DNP	
at OSU	Feb 28	3-5	L	DNP	0-0-0	0-0-0	DNP	DNP	DNP	0-3-3	0-0-0	0-0-0	0-0-0	DNP	
MICH	Mar 06	6-4	W	DNP	0-1-1	0-0-0	DNP	DNP	DNP	1-0-1	1-1-2	0-1-1	1-1-2	0-0-0	
MICH	Mar 07	4-3	W	0-0-0	0-0-0	0-1-1	DNP	0-0-0	DNP	1-3-4	1-0-1	0-1-1	0-0-0	DNP	

Opponent	Date	Score	14	15	16	17	18	19	20	21	22	23	24	25
			OLCZYK,TOM	LOIK,CURTIS	SAAR,ZACH	ROBINSON,J	SCHIED,ERIC	AUTIO,ERIK	DEROSA,RIC	THOMPSON,D	MILLEY,JONA	JENSEN,NAT	BAILEY,CASE	
UCONN	Oct 10	2-2	T	1-0-1	0-0-0	DNP	DNP	0-0-0	0-0-0	0-0-0	0-0-0	0-0-0	0-0-0	0-0-0
UCONN	Oct 11	7-1	W	0-0-0	0-1-1	DNP	0-0-0	1-0-1	DNP	0-0-0	0-0-0	1-1-2	0-0-0	1-2-3
vs UAA	Oct 17	3-3	T	0-0-0	1-0-1	DNP	0-0-0	0-0-0	0-0-0	DNP	0-0-0	DNP	0-2-2	1-0-1
at UAF	Oct 18	3-4	L	0-0-0	0-1-1	DNP	0-1-1	1-0-1	0-0-0	0-0-0	DNP	DNP	0-0-0	0-0-0
HC	Oct 24	3-1	W	DNP	0-0-0	DNP	0-0-0	1-0-1	0-0-0	1-0-1	DNP	DNP	1-0-1	
HC	Oct 26	7-1	W	DNP	1-2-3	DNP	DNP	1-1-2	0-1-1	0-2-2	DNP	DNP	0-0-0	1-0-1
BEN	Oct 30	3-2	W	DNP	1-0-1	DNP	DNP	0-0-0	0-1-1	0-0-0	DNP	DNP	0-0-0	1-1-2
BEN	Oct 31	3-2	W	DNP	0-0-0	DNP	0-0-0	1-0-1	0-1-1	0-1-1	DNP	DNP	0-1-1	0-0-0
at UML	Nov 14	3-5	L	1-0-1	0-1-1	DNP	0-0-0	0-0-0	0-0-0	0-0-0	0-0-0	DNP	0-0-0	1-1-2
at UML	Nov 15	4-1	W	1-0-1	0-0-0	DNP	0-1-1	1-0-1	0-0-0	0-0-0	0-1-1	DNP	DNP	2-0-2
at MICH	Nov 21	3-2	W	0-0-0	0-0-0	DNP	0-0-0	1-0-1	0-0-0	0-0-0	0-0-0	DNP	DNP	1-1-2
at MICH	Nov 22	1-8	L	0-0-0	0-0-0	DNP	0-0-0	DNP	0-0-0	0-0-0	0-0-0	0-0-0	0-0-0	0-1-1
vs COR	Nov 29	1-3	L	0-0-0	0-0-0	DNP	0-0-0	DNP	0-0-0	0-0-0	0-0-0	0-0-0	0-0-0	0-1-1
at WIS	Dec 05	5-2	W	0-0-0	0-0-0	DNP	1-0-1	DNP	0-0-0	0-0-0	0-1-1	DNP	0-0-0	1-1-2
at WIS	Dec 06	4-2	W	1-0-1	0-1-1	DNP	1-0-1	DNP	0-1-1	1-0-1	0-0-0	DNP	0-0-0	0-0-0
vs RMU	Dec 29	2-4	L	0-0-0	0-1-1	0-0-0	0-0-0	DNP	0-0-0	DNP	0-0-0	DNP	0-0-0	1-0-1
vs WMU	Dec 30	1-4	L	0-0-0	1-0-1	0-0-0	0-0-0	DNP	0-1-1	0-0-0	DNP	DNP	0-0-0	0-0-0
OSU	Jan 09	4-5	L	0-0-0	0-0-0	0-0-0	0-1-1	0-1-1	0-0-0	0-0-0	0-0-0	DNP	0-0-0	3-0-3
OSU	Jan 10	4-1	W	0-0-0	1-0-1	0-0-0	0-0-0	2-1-3	0-0-0	0-0-0	0-0-0	DNP	0-0-0	0-0-0
MSU	Jan 16	2-2	T	0-0-0	0-0-0	0-0-0	0-0-0	1-0-1	0-0-0	DNP	0-0-0	DNP	0-0-0	0-1-1
MSU	Jan 17	5-2	W	0-0-0	0-1-1	0-0-0	0-1-1	0-0-0	0-0-0	0-0-0	0-0-0	DNP	1-0-1	2-1-3
NMU	Jan 23	5-4	W	0-0-0	0-2-2	0-0-0	0-0-0	0-0-0	0-0-0	DNP	0-1-1	DNP	0-0-0	1-0-1
NMU	Jan 24	5-5	T	1-0-1	0-0-0	DNP	0-0-0	2-1-3	0-0-0	DNP	0-1-1	DNP	0-0-0	0-0-0
vs UVM	Jan 31	4-2	W	0-0-0	0-0-0	DNP	0-0-0	0-1-1	0-1-1	1-0-1	1-0-1	DNP	0-0-0	1-1-2
WIS	Feb 06	5-2	W	1-0-1	0-0-0	DNP	DNP	1-0-1	0-0-0	0-0-0	0-0-0	DNP	0-1-1	1-2-3
WIS	Feb 07	4-1	W	0-0-0	0-1-1	0-0-0	1-0-1	0-2-2	1-0-1	0-0-0	0-0-0	DNP	0-1-1	0-1-1
at MSU	Feb 13	0-3	L	0-0-0	0-0-0	DNP	0-0-0	0-0-0	0-0-0	0-0-0	0-0-0	DNP	0-0-0	0-0-0
at MSU	Feb 14	2-3	L	0-0-0	0-0-0	0-0-0	0-0-0	0-1-1	DNP	0-0-0	0-0-0	DNP	0-1-1	1-0-1
MINN	Feb 20	1-2	L	0-0-0	0-0-0	0-0-0	0-0-0	0-0-0	0-1-1	0-0-0	0-0-0	DNP	0-0-0	0-0-0
MINN	Feb 21	4-3	W	0-0-0	1-0-1	DNP	0-0-0	0-2-2	DNP	0-0-0	0-0-0	DNP	0-0-0	0-1-1
at OSU	Feb 27	3-5	L	1-0-1	0-0-0	DNP	0-0-0	0-0-0	0-0-0	0-0-0	0-1-1	DNP	0-0-0	0-0-0
at OSU	Feb 28	3-5	L	0-0-0	0-0-0	0-0-0	0-0-0	0-0-0	0-0-0	0-0-0	0-0-0	DNP	0-0-0	1-1-2
MICH	Mar 06	6-4	W	0-1-1	0-0-0	0-0-0	DNP	1-2-3	0-1-1	0-0-0	0-0-0	DNP	1-1-2	1-0-1
MICH	Mar 07	4-3	W	1-0-1	0-0-0	0-0-0	0-0-0	0-1-1	1-0-1	0-0-0	0-0-0	DNP	0-0-0	0-2-2

Opponent	Date	Score	26	27	28	29	30	31	32	33	34
			WILLIAMSON,	GARDINER,M	HOLSTROM,T	SKOFF,MATT	MCADAM,EA				
UCONN	Oct 10	2-2	T	DNP	DNP	0-1-1	0-0-0	DNP			
UCONN	Oct 11	7-1	W	0-0-0	0-0-0	2-1-3	0-0-0	DNP			
vs UAA	Oct 17	3-3	T	0-0-0	0-0-0	0-2-2	0-0-0	DNP			
at UAF	Oct 18	3-4	L	0-1-1	1-0-1	DNP	0-0-0	DNP			
HC	Oct 24	3-1	W	0-0-0	0-1-1	0-0-0	0-0-0	DNP			
HC	Oct 26	7-1	W	DNP	0-0-0	0-1-1	0-0-0	DNP			
BEN	Oct 30	3-2	W	DNP	0-0-0	0-2-2	0-0-0	DNP			
BEN	Oct 31	3-2	W	0-0-0	0-0-0	1-0-1	0-0-0	DNP			
at UML	Nov 14	3-5	L	DNP	0-0-0	0-2-2	0-0-0	0-0-0			
at UML	Nov 15	4-1	W	0-0-0	0-0-0	0-3-3	DNP	0-0-0			
at MICH	Nov 21	3-2	W	0-0-0	1-0-1	0-0-0	DNP	0-0-0			
at MICH	Nov 22	1-8	L	0-0-0	0-0-0	1-0-1	DNP	0-0-0			
vs COR	Nov 29	1-3	L	DNP	0-0-0	0-1-1	0-0-0	DNP			
at WIS	Dec 05	5-2	W	DNP	0-0-0	DNP	DNP	0-0-0			
at WIS	Dec 06	4-2	W	0-0-0	1-0-1	DNP	0-0-0	DNP			
vs RMU	Dec 29	2-4	L	DNP	0-0-0	0-0-0	0-0-0	DNP			
vs WMU	Dec 30	1-4	L	0-0-0	0-0-0	0-0-0	0-0-0	DNP			
OSU	Jan 09	4-5	L	DNP	DNP	0-1-1	0-0-0	DNP			
OSU	Jan 10	4-1	W	DNP	0-0-0	0-1-1	DNP	0-0-0			
MSU	Jan 16	2-2	T	DNP	0-0-0	0-1-1	DNP	0-0-0			
MSU	Jan 17	5-2	W	DNP	0-0-0	1-1-2	0-0-0	DNP			
NMU	Jan 23	5-4	W	DNP	0-0-0	0-0-0	0-0-0	DNP			
NMU	Jan 24	5-5	T	DNP	0-0-0	0-0-0	0-0-0	DNP			
vs UVM	Jan 31	4-2	W	DNP	0-0-0	0-1-1	DNP</				



# 2014-15 PENN STATE HOCKEY

## SEASON RESULTS

Date	Opponent		Score	Shots	Overall	Conf	Time	Att.	Goalie of record
Oct 10	CONNECTICUT	Tot	2-2	35/28	0-0-1	0-0-0	2:33	6017	Skoff, Matthew
Oct 11	CONNECTICUT	W	7-1	42/29	1-0-1	0-0-0	2:15	6016	Skoff, Matthew
1 Oct 17	vs Alaska Anchorage	To	3-3	27/26	1-0-2	0-0-0	2:34	772	Skoff, Matthew
Oct 18	at Alaska	L	3-4	43/33	1-1-2	0-0-0	2:21	3584	Skoff, Matthew
Oct 24	HOLY CROSS	W	3-1	50/30	2-1-2	0-0-0	2:28	6043	Skoff, Matthew
Oct 26	HOLY CROSS	W	7-1	45/29	3-1-2	0-0-0	2:23	5988	Skoff, Matthew
Oct 30	BENTLEY	W	3-2	54/26	4-1-2	0-0-0	2:15	5773	Skoff, Matthew
Oct 31	BENTLEY	W	3-2	49/35	5-1-2	0-0-0	2:15	5974	Skoff, Matthew
Nov 14	at #4 UMass Lowell	L	3-5	37/30	5-2-2	0-0-0	2:05	4314	Skoff, Matthew
Nov 15	at #4 UMass Lowell	W	4-1	31/25	6-2-2	0-0-0	2:06	4548	McAdam, Eamon
* Nov 21	at Michigan	W	3-2	28/40	7-2-2	1-0-0	2:24	5415	McAdam, Eamon
* Nov 22	at Michigan	L	1-8	42/45	7-3-2	1-1-0	2:17	4891	McAdam, Eamon
2 Nov 29	vs Cornell	L	1-3	38/25	7-4-2	1-1-0	2:18	15027	Skoff, Matthew
* Dec 05	at Wisconsin	W	5-2	40/24	8-4-2	2-1-0	2:16	8957	McAdam, Eamon
* Dec 06	at Wisconsin	W	4-2	33/25	9-4-2	3-1-0	2:15	10091	Skoff, Matthew
3 Dec 29	vs Robert Morris	L	2-4	37/33	9-5-2	3-1-0	2:15	6252	McAdam, Eamon
3 Dec 30	vs Western Michigan	L	1-4	33/32	9-6-2	3-1-0	2:11	5076	Skoff, Matthew
* Jan 09	OHIO STATE	Lot	4-5	57/35	9-7-2	3-2-0	2:28	5829	Musico, PJ
* Jan 10	OHIO STATE	W	4-1	35/36	10-7-2	4-2-0	2:17	5898	McAdam, Eamon
* Jan 16	MICHIGAN STATE	Tot	2-2	50/35	10-7-3	4-2-1	2:35	6062	McAdam, Eamon
* Jan 17	MICHIGAN STATE	W	5-2	40/30	11-7-3	5-2-1	2:17	6163	Skoff, Matthew
Jan 23	NORTHERN MICHIGAN	W	5-4	53/30	12-7-3	5-2-1	2:17	6203	Musico, PJ
Jan 24	NORTHERN MICHIGAN	Tot	5-5	64/29	12-7-4	5-2-1	2:52	6089	Musico, PJ
4 Jan 31	vs #14 Vermont	W	4-2	39/35	13-7-4	5-2-1	2:20	11674	Musico, PJ
* Feb 06	WISCONSIN	W	5-2	37/37	14-7-4	6-2-1	2:20	6033	Musico, PJ
* Feb 07	WISCONSIN	W	4-1	43/28	15-7-4	7-2-1	2:19	6103	Musico, PJ
* Feb 13	at Michigan State	L	0-3	28/34	15-8-4	7-3-1	2:20	6528	Musico, PJ
* Feb 14	at Michigan State	L	2-3	42/29	15-9-4	7-4-1	2:20	6444	Skoff, Matthew
* Feb 20	#15 MINNESOTA	L	1-2	36/35	15-10-4	7-5-1	2:19	6148	Musico, PJ
* Feb 21	#15 MINNESOTA	Wot	4-3	33/36	16-10-4	8-5-1	2:24	6158	Musico, PJ
* Feb 27	at Ohio State	L	3-5	49/35	16-11-4	8-6-1	2:19	4153	Musico, PJ
* Feb 28	at Ohio State	L	3-5	27/44	16-12-4	8-7-1	2:23	6625	Skoff, Matthew
* Mar 06	MICHIGAN	W	6-4	43/45	17-12-4	9-7-1	2:23	6011	McAdam, Eamon
* Mar 07	MICHIGAN	W	4-3	31/34	18-12-4	10-7-1	2:26	6026	Musico, PJ

- 1 - at Fairbanks, Alaska
- 2 - at Madison Square Garden (New York)
- 3 - at CONSOL Energy Center (Pittsburgh)
- 4 - at Wells Fargo Center (Philadelphia)

Team Record	W-L-T	Attendance	Dates	Total	Avg.
Overall:	18-12-4	Total:	34	212885	6261
Conference:	10-7-1	Home:	18	108534	6030
Home:	13-2-3	Away:	11	65550	5959
Away:	4-7-0	Neutral:	5	38801	7760
Neutral:	1-3-1				
Overtime:	1-1-4				



# 2014-15 PENN STATE HOCKEY



## GOALTENDING GAME-BY-GAME

### #1 PJ MUSICO

Date	Opponent	Score	Minutes	GA	GAAvg	Saves	Save%	W	L	T	PP	SH	EN	PN	SO
Dec 30, 2014	vs Western Michigan	1-4	8:38	0	0.00	4	1.000	0	0	0	0	0	0	0	0
Jan 09, 2015	OHIO STATE	4-5	22:19	2	3.88	8	.857	0	1	0	0	0	0	0	0
Jan 23, 2015	NORTHERN MICHIGAN	5-4	25:12	0	2.14	11	.920	1	1	0	0	0	0	0	0
Jan 24, 2015	NORTHERN MICHIGAN	5-5	45:00	2	2.37	19	.913	1	1	1	1	0	0	0	0
Jan 31, 2015	vs Vermont	4-2	60:00	2	2.23	33	.926	2	1	1	1	0	0	0	0
Feb 06, 2015	WISCONSIN	5-2	60:00	2	2.17	35	.932	3	1	1	0	0	0	0	0
Feb 07, 2015	WISCONSIN	4-1	59:52	1	1.92	27	.938	4	1	1	0	0	0	0	0
Feb 13, 2015	at Michigan State	0-3	56:27	3	2.13	31	.933	4	2	1	0	0	0	0	0
Feb 20, 2015	MINNESOTA	1-2	57:57	2	2.12	33	.935	4	3	1	1	0	0	0	0
Feb 21, 2015	MINNESOTA	4-3	62:13	3	2.23	33	.932	5	3	1	2	0	0	0	0
Feb 27, 2015	at Ohio State	3-5	56:28	5	2.57	30	.923	5	4	1	1	0	0	0	0
Mar 07, 2015	MICHIGAN	4-3	60:00	3	2.61	31	.922	6	4	1	0	1	0	0	0
Totals			574:06	25	2.61	295	.922	6	4	1	6	1	0	0	0

### #31 MATTHEW SKOFF

Date	Opponent	Score	Minutes	GA	GAAvg	Saves	Save%	W	L	T	PP	SH	EN	PN	SO
Oct 10, 2014	CONNECTICUT	2-2	64:53	2	1.85	26	.929	0	0	1	0	0	0	0	0
Oct 11, 2014	CONNECTICUT	7-1	60:00	1	1.44	28	.947	1	0	1	0	0	0	0	0
Oct 17, 2014	vs Alaska Anchorage	3-3	64:20	3	1.90	23	.928	1	0	2	2	0	0	0	0
Oct 18, 2014	at Alaska	3-4	58:49	4	2.42	29	.914	1	1	2	0	0	0	0	0
Oct 24, 2014	HOLY CROSS	3-1	59:45	1	2.14	29	.925	2	1	2	0	0	0	0	0
Oct 26, 2014	HOLY CROSS	7-1	60:00	1	1.96	28	.931	3	1	2	0	0	0	0	0
Oct 30, 2014	BENTLEY	3-2	60:00	2	1.96	24	.930	4	1	2	2	0	0	0	0
Oct 31, 2014	BENTLEY	3-2	59:45	2	1.97	33	.932	5	1	2	2	0	0	0	0
Nov 14, 2014	at UMass Lowell	3-5	28:47	4	2.32	8	.919	5	2	2	0	0	0	0	0
Nov 29, 2014	vs Cornell	1-3	59:14	2	2.29	22	.919	5	3	2	0	0	0	0	0
Dec 06, 2014	at Wisconsin	4-2	60:00	2	2.27	23	.919	6	3	2	0	0	0	0	0
Dec 30, 2014	vs Western Michigan	1-4	51:22	4	2.45	24	.914	6	4	2	1	0	0	0	0
Jan 09, 2015	OHIO STATE	4-5	40:59	3	2.56	22	.911	6	4	2	0	0	0	0	0
Jan 17, 2015	MICHIGAN STATE	5-2	60:00	2	2.51	28	.913	7	4	2	1	0	0	0	0
Jan 23, 2015	NORTHERN MICHIGAN	5-4	34:39	4	2.70	15	.907	7	4	2	0	0	0	0	0
Feb 14, 2015	at Michigan State	2-3	57:33	3	2.73	26	.907	7	5	2	2	0	0	0	0
Feb 28, 2015	at Ohio State	3-5	58:27	5	2.88	39	.905	7	6	2	1	0	0	0	0
Totals			938:33	45	2.88	427	.905	7	6	2	11	0	0	0	0

### #34 EAMON MCADAM

Date	Opponent	Score	Minutes	GA	GAAvg	Saves	Save%	W	L	T	PP	SH	EN	PN	SO
Nov 14, 2014	at UMass Lowell	3-5	31:13	1	1.92	17	.944	0	0	0	0	0	0	0	0
Nov 15, 2014	at UMass Lowell	4-1	60:00	1	1.32	24	.953	1	0	0	1	0	0	0	0
Nov 21, 2014	at Michigan	3-2	60:00	2	1.59	38	.952	2	0	0	0	0	0	0	0
Nov 22, 2014	at Michigan	1-8	59:56	8	3.41	37	.906	2	1	0	0	1	0	0	0
Dec 05, 2014	at Wisconsin	5-2	59:57	2	3.10	22	.908	3	1	0	1	0	0	0	0
Dec 29, 2014	vs Robert Morris	2-4	58:45	3	3.09	29	.908	3	2	0	2	0	0	0	0
Jan 10, 2015	OHIO STATE	4-1	60:00	1	2.77	35	.918	4	2	0	1	0	0	0	0
Jan 16, 2015	MICHIGAN STATE	2-2	64:47	2	2.64	33	.922	4	2	1	0	0	0	0	0
Jan 24, 2015	NORTHERN MICHIGAN	5-5	20:00	3	2.91	5	.913	4	2	1	0	0	0	0	0
Mar 06, 2015	MICHIGAN	6-4	60:00	4	3.03	41	.912	5	2	1	2	0	0	0	0
Totals			534:38	27	3.03	281	.912	5	2	1	7	1	0	0	0



# 2014-15 PENN STATE HOCKEY

## GAME 1 (OCT. 10, 2014): PENN STATE 2, UCONN 2 (OT)

Connecticut (0-0-1) vs. Penn State (0-0-1)  
Date: Oct 10, 2014 • Location: University Park, Pa. • Arena: Pegula Ice Arena  
Attendance: 6017 • Start time: 7:00 pm • End time: 9:33 pm • Total time: 2:33

Game 1 statistics including Prd Time, Team, Scored by, Assists, Vis. on ice, Home on ice, Goals by Period, Shots by Period, Power Play Goals-Att (Sh), Penalties-Minutes by Prd, and Totals for both teams.

## GAME 2 (OCT. 11, 2014): PENN STATE 7, UCONN 1

Connecticut (0-1-1) vs. Penn State (1-0-1)  
Date: Oct 11, 2014 • Location: University Park, Pa. • Arena: Pegula Ice Arena  
Attendance: 6016 • Start time: 3:00 pm • End time: 5:15 PM • Total time: 2:15

Game 2 statistics including Prd Time, Team, Scored by, Assists, Vis. on ice, Home on ice, Goals by Period, Shots by Period, Power Play Goals-Att (Sh), Penalties-Minutes by Prd, and Totals for both teams.

Goaltenders and Penalty Summary for Game 1, listing individual players, saves, and penalty types.

Goaltenders and Penalty Summary for Game 2, listing individual players, saves, and penalty types.

## GAME 3 (OCT. 17, 2014): PENN STATE 3, ALASKA ANCHORAGE 3 (OT)

Penn State (1-0-2) vs. Alaska Anchorage (2-0-1)  
Date: Oct 17, 2014 • Location: Fairbanks, Alaska • Arena: Carlson Center  
Attendance: 772 • Start time: 5:07 pm • End time: 7:41 • Total time: 2:34

Game 3 statistics including Prd Time, Team, Scored by, Assists, Vis. on ice, Home on ice, Goals by Period, Shots by Period, Power Play Goals-Att (Sh), Penalties-Minutes by Prd, and Totals for both teams.

## GAME 4 (OCT. 18, 2014): ALASKA 4, PENN STATE 3

Penn State (1-1-2) vs. Alaska (4-0-0)  
Date: Oct 18, 2014 • Location: Fairbanks, Alaska • Arena: Carlson Center  
Attendance: 3584 • Start time: 7:27 pm • End time: 9:48 pm • Total time: 2:21

Game 4 statistics including Prd Time, Team, Scored by, Assists, Vis. on ice, Home on ice, Goals by Period, Shots by Period, Power Play Goals-Att (Sh), Penalties-Minutes by Prd, and Totals for both teams.

Goaltenders and Penalty Summary for Game 3, listing individual players, saves, and penalty types.

Goaltenders and Penalty Summary for Game 4, listing individual players, saves, and penalty types.

Penn State-Skoff, Matthew (1-0-2). Alaska Anchorage-Michael Matyas (1-0-1).  
Game One  
Alaska Anchorage wins shootout, 1-0

Win-Skoff, Matthew (1-0-1). Loss-Nichols, Rob (0-1-1).  
Game One  
UCONN Timeout: 13:27 in 2nd Period



# 2014-15 PENN STATE HOCKEY

## GAME 5 (OCT. 24, 2014): PENN STATE 3, HOLY CROSS 1

Holy Cross (1-3-1, 1-0-1 AHA) vs. Penn State (2-1-2, 0-0-0-0 B1G)  
Date: Oct 24, 2014 • Location: University Park, Pa. • Arena: Pegula Ice Arena  
Attendance: 6043 • Start time: 7:00 pm • End time: 9:28 pm • Total time: 2:28

Prd	Time	Team	Scored by	Assists	Vis. on ice	Home on ice	Goals by Period
							1 2 3 Tot
1.	2nd 13:49	PSU	EV DeRosa, Ricky/1	Glen, David/1	11, 20, 8, 3, 24	11, 12, 21, 3, 2	HC 0 0 1 1 PSU 0 1 2 3
2.	3rd 07:23	HC	EV Pooley, Scott/1	Richard, Dylan/3 Sommer, Castan/1	12, 31, 7, 3, 15	15, 19, 26, 18, 20	
3.	3rd 12:32	PSU	PP Scheid, Eric/3	Brooks, Kenny/2 Gardiner, Max/1	4, 6, 8, 11	19, 27, 13, 9, 4	
4.	3rd 16:14	PSU	EV Bailey, Casey/2	Holstrom, Taylor Koudys, Patrick	8, 11, 6, 29, 2	25, 3, 9, 2, 28	

### TEAM SUMMARY

#	Holy Cross	G	A	PI	Sh +/-	BI	#	Penn State	G	A	PI	Sh +/-	BI
2	Bolton, Jake	0	0	4	5	-1	2	Varley, Connor	0	0	1	2	+4
3	Nagy, Nilan	0	0	1	0	1	3	Koudys, Patrick	0	1	0	4	+2
4	McNamara, Joe	0	0	0	0	3	4	Juha, Luke	0	2	1	0	0
6	Beckman, Karl	0	0	2	0	-1	5	Sweetland, Peter	0	0	0	0	0
8	Gustin, Sean	0	0	2	3	-2	9	Goodwin, David	0	0	2	2	+1
11	Youso, Jake	0	0	0	0	-2	10	Conway, Scott	0	0	2	5	0
12	Pooley, Scott	1	0	4	2	+1	11	Glen, David	0	1	0	4	+1
15	Sommer, Castan	0	1	0	3	+1	12	Richard, Dylan	0	1	2	6	+1
17	Moore, T.J.	0	1	0	4	+1	13	Brooks, Kenny	0	1	2	2	0
18	McKinnon, Brett	0	0	0	3	0	15	Loik, Curtis	0	0	3	-1	0
19	Vidal, Matt	0	0	1	0	0	18	Brooks, James	0	0	1	-1	1
20	Dwyer, Tommy	0	2	1	-1	1	19	Scheid, Eric	1	0	2	-1	0
21	Lubanski, Brett	0	0	0	1	0	20	Auto, Erik	0	0	2	-1	1
22	Driscoll, Tim	0	0	0	0	1	21	DeRosa, Ricky	1	0	2	4	+1
24	Muratore, Tomm	0	0	0	1	0	25	Bailey, Casey	1	0	7	+1	0
26	Finn, Nick	0	0	2	0	0	26	Williamson, Mike	0	0	2	-1	1
29	Barrett, Mike	0	0	0	2	-1	27	Gardiner, Max	0	1	4	0	1
33	Smith, Logan	0	0	2	2	+1	28	Holstrom, Taylor	0	1	0	0	+1
1	TEAM	0	0	2	0	0	1	Musico, PJ	dnp				
1	Berrafato, Paul	dnp					34	McAdam, Eamon	dnp				
30	Kenney, Jack	dnp					Totals	3	6	8	50	+5	15
Totals	1	2	20	30	-5	16							

### GOALTENDERS

#	Holy Cross	Dec	Min	GA	1	2	3	Saves	#	Penn State	Dec	Min	GA	1	2	3	Saves
35	Ginn, Matt	L	60:00	3	10	18	19	47	31	Skoff, Matthew	W	59:45	1	14	4	11	29
										EMPTY NET							0

### PENALTY SUMMARY

Prd	Player	Team	Min/Offense	Time	Prd	Player	Team	Min/Offense	Time
1st	DeRosa, Ricky	PSU	2.Goalender Interferen	7:23	2nd	TEAM	HC	2.Too Many Players	08:01
1st	Bolton, Jake	HC	2.Interference	10:59	2nd	Bolton, Jake	HC	2.Hooking	08:20
1st	Finn, Nick	HC	2.Embellishment	11:51	2nd	Smith, Logan	HC	2.Holding	11:06
1st	Conway, Scott	PSU	2.Holding	13:48	2nd	Pooley, Scott	HC	2.Elbowing	15:00
1st	Juha, Luke	PSU	2.Tripping	14:28	2nd	Beckman, Karl	HC	2.Tripping	16:39
1st	Richard, Dylan	PSU	2.Goalender Interferen	18:51	3rd	Pooley, Scott	HC	2.Goalender Interferen	10:34
2nd	Gustin, Sean	HC	2.Interference	04:59	3rd	Dwyer, Tommy	HC	2.Tripping	19:52

Win-Skoff, Matthew (2-1-2). Loss-Ginn, Matt (1-3-1).

## GAME 6 (OCT. 26, 2014): PENN STATE 7, HOLY CROSS 1

Holy Cross (1-4-1, 1-0-1 AHA) vs. Penn State (3-1-2, 0-0-0-0 B1G)  
Date: Oct 26, 2014 • Location: University Park, Pa. • Arena: Pegula Ice Arena  
Attendance: 5988 • Start time: 12:00 pm • End time: 2:23 pm • Total time: 2:23

Prd	Time	Team	Scored by	Assists	Vis. on ice	Home on ice	Goals by Period
							1 2 3 Tot
1.	2nd 14:49	PSU	EV Bailey, Casey/4	Holstrom, Taylor/6 Goodwin, David/3	15, 21, 3, 12, 24	25, 28, 9, 4, 20	HC 0 0 1 1 PSU 0 2 5 7
2.	2nd 17:04	PSU	PP Loik, Curtis/2	Conway, Scott/2 Auto, Erik/1	21, 4, 6, 19	15, 10, 20, 3, 21	
3.	3rd 03:33	PSU	EV Scheid, Eric/4	Conway, Scott/3 Richard, Dylan/4	29, 6, 18, 4, 19	19, 10, 12, 3, 2	
4.	3rd 04:55	PSU	EV Glen, David/2	Loik, Curtis/3 Juha, Luke/4	22, 6, 26, 17, 4	11, 15, 13, 20, 4	
5.	3rd 07:01	HC	EV Bolton, Jake/2	Smith, Logan/4 Lubanski, Brett/2	23, 21, 21, 15	21, 20, 4, 27	
6.	3rd 13:15	PSU	EV Conway, Scott/1	Scheid, Eric/1 Richard, Dylan/5	2, 15, 12, 21, 33	10, 19, 12, 6, 24	
7.	3rd 15:47	PSU	EV Friedman, Jacob/1	DeRosa, Ricky/1	11, 8, 6, 20, 4	7, 21, 10, 2, 3	
8.	3rd 18:23	PSU	PP Conway, Scott/2	Loik, Curtis/4 DeRosa, Ricky/2	15, 4, 6, 21	10, 20, 31, 15	

### TEAM SUMMARY

#	Holy Cross	G	A	PI	Sh +/-	BI	#	Penn State	G	A	PI	Sh +/-	BI
2	Bolton, Jake	1	0	0	2	0	2	Varley, Connor	0	0	4	5	+2
3	Nagy, Nilan	0	0	0	-1	2	3	Koudys, Patrick	0	0	0	4	+2
4	McNamara, Joe	0	0	0	-3	0	4	Juha, Luke	0	1	0	0	+1
6	Beckman, Karl	0	0	0	-1	3	6	Sweetland, Peter	0	0	0	0	+1
8	Gustin, Sean	0	0	2	-1	0	7	Friedman, Jacob	1	0	2	+1	0
11	Youso, Jake	0	0	2	-1	0	9	Goodwin, David	0	1	0	0	+1
12	Pooley, Scott	0	0	0	5	-2	10	Conway, Scott	2	2	4	3	+3
15	Sommer, Castan	0	0	6	-1	3	11	Glen, David	1	0	2	+1	1
17	Moore, T.J.	0	0	2	1	-1	12	Holstrom, Taylor	0	1	0	2	+1
18	McKinnon, Brett	0	0	18	2	-1	13	Brooks, Kenny	0	0	3	1	0
19	Vidal, Matt	0	0	0	-1	1	15	Loik, Curtis	1	2	0	3	+1
20	Dwyer, Tommy	0	0	2	-1	0	19	Scheid, Eric	1	1	0	4	+2
21	Lubanski, Brett	0	1	0	-1	0	20	Auto, Erik	0	1	0	2	+1
22	Driscoll, Tim	0	0	0	-1	0	21	DeRosa, Ricky	0	2	2	0	0
24	Muratore, Tomm	0	0	0	-1	1	24	Jensen, Nate	0	0	2	+1	1
26	Finn, Nick	0	0	2	2	-1	25	Bailey, Casey	1	0	6	+1	1
29	Barrett, Mike	0	0	0	-1	1	27	Gardiner, Max	0	0	0	1	0
33	Smith, Logan	0	1	4	0	0	28	Holstrom, Taylor	0	1	0	4	+1
1	TEAM	0	0	0	0	0	1	Musico, PJ	dnp				
1	Berrafato, Paul	dnp					34	McAdam, Eamon	dnp				
Totals	1	2	28	29	-21	13	Totals	7	13	45	+2	15	

### GOALTENDERS

#	Holy Cross	Dec	Min	GA	1	2	3	Saves	#	Penn State	Dec	Min	GA	1	2	3	Saves
35	Ginn, Matt	L	55:47	6	15	7	3	34	31	Skoff, Matthew	W	60:00	1	5	13	10	28
										EMPTY NET							0

### PENALTY SUMMARY

Prd	Player	Team	Min/Offense	Time	Prd	Player	Team	Min/Offense	Time
1st	McKinnon, Brett	PSU	2.Cross-Checking	15:36	3rd	Youso, Jake	HC	2.High Sticking	06:02
1st	Auto, Erik	PSU	2.Roughing	17:58	3rd	Conway, Scott	PSU	2.High Sticking	06:02
2nd	Varley, Connor	PSU	2.Interference	01:13	3rd	Smith, Logan	HC	2.Hooking	13:15
2nd	Auto, Erik	PSU	2.Hooking	01:28	3rd	McKinnon, Brett	HC	2.Roughing	17:39
2nd	Moore, T.J.	HC	2.Interference	09:17	3rd	Varley, Connor	PSU	2.Roughing	17:39
2nd	McKinnon, Brett	HC	2.Kneeling	15:26	3rd	McKinnon, Brett	HC	2.Instigating	17:39
2nd	Smith, Logan	HC	2.High Sticking	18:40	3rd	McKinnon, Brett	HC	10.Minute Misconduct	17:39
3rd	Conway, Scott	PSU	2.Elbowing	00:17	3rd	Finn, Nick	HC	2.High Sticking	01:01

Win-Skoff, Matthew (3-1-2). Loss-Ginn, Matt (1-4-1).

## GAME 7 (OCT. 30, 2014): PENN STATE 3, BENTLEY 2

Bentley (3-3-0, 1-1-0 AHA) vs. Penn State (4-1-2, 0-0-0-0 B1G)  
Date: Oct 30, 2014 • Location: University Park, Pa. • Arena: Pegula Ice Arena  
Attendance: 5773 • Start time: 7:00 pm • End time: 9:15 pm • Total time: 2:15

Prd	Time	Team	Scored by	Assists	Vis. on ice	Home on ice	Goals by Period
							1 2 3 Tot
1.	1st 04:40	BEN	PP Matt Maher/2	Holstrom, Taylor/7 Goodwin, David/4	2, 9, 10, 22, 25	19, 21, 4, 24	BEN 1 0 1 2 PSU 2 1 0 3
2.	1st 13:41	PSU	EV Bailey, Casey/5	Goodwin, David/4 Auto, Erik/2	5, 19, 20, 22	15, 30, 21, 10	
3.	1st 17:03	PSU	PP Loik, Curtis/3	Koudys, Patrick/2 Richard, Dylan/3	23, 11, 5, 21, 2	9, 6, 4, 25, 28	
4.	2nd 11:07	PSU	EV Goodwin, David/3	Holstrom, Taylor/8 Steve Weinstein/4 Matt Blomquist/4	16, 23, 21, 12, 24	19, 20, 10, 4	

### TEAM SUMMARY

#	Bentley	G	A	PI	Sh +/-	BI	#	Penn State	G	A	PI	Sh +/-	BI
2	Matt Maher	1	0	0	2	-1	1	Varley, Connor	0	0	2	1	0
5	Chris Buchanan	0	0	0	1	-5	3	Koudys, Patrick	0	1	0	2	0
9	Ryan McMurphy	0	0	0	3	-1	4	Juha, Luke	0	0	0	0	+1
10	Will Suter	0	0	0	0	1	6	Sweetland, Peter	0	0	0	0	+2
11	Tyler Dersky	0	0	1	-2	0	7	Friedman, Jacob	0	0	4	0	0
12	Andrew Gladuk	0	0	2	4	0	9	Goodwin, David	1	1	0	2	+2
13	Andrew McDonald	0	0	0	2	0	10	Conway, Scott	0	0	0	6	0
15	Charlie Donners	0	0	0	1	-1	11	Glen, David	0	0	0	0	0
16	Max French	1	2	2	0	0	12	Richard, Dylan	0	0	3	0	0
17	Alex Kubiak	0	0	1	0	0	13	Brooks, Kenny	0	0	2	4	0
18	Michael Reardon	0	0	0	1	-1	15	Loik, Curtis	1	0	0	7	0
19	Billy Eiserman	0	0	0	-1	2	12	Scheid, Eric	0	0	2	6	0
20	Kyle Schmidt	0	0	0	1	0	20	Auto, Erik	0	1	0	3	0
21	Matt Blomquist	0	0	1	-1	1	21	DeRosa, Ricky	0	0	0	0	0
22	Derek Bacon	0	0	2	0	0	24	Jensen, Nate	0	0	0	1	+1
23	Alex Griev	0	0	0	2	-1	25	Bailey, Casey	1	1	0	9	+2
24	Steve Weinstein	0	1	0	2	2	27	Gardiner, Max	0	0	0	5	0
25	Brett Switzer	0	0	0	1	0	28	Holstrom, Taylor	0	2	0	1	+2
29	Blake Dougherty	dnp					1	Musico, PJ	dnp				
Totals	2	2	6	26	-10	16	34	McAdam, Eamon	dnp				
							Totals	3	6	8	54	+1	12

### GOALTENDERS

#	Bentley	Dec	Min	GA	1	2	3	Saves	#	Penn State	Dec	Min	GA	1	2	3	Saves
1	Gabe Antoni	L	59:20	3	16	19	16	51	31	Skoff, Matthew	W	60:00	2	7	8	9	24
	EMPTY NET							0		EMPTY NET							0

### PENALTY SUMMARY



# 2014-15 PENN STATE HOCKEY

## GAME 9 (NOV. 14, 2014): #4 UMASS LOWELL 5, PENN STATE 3

Penn State (5-2-2) vs. UMass Lowell (7-1-2)  
Date: Nov 14, 2014 • Location: Lowell, Mass. • Arena: Tsongas Center  
Attendance: 4314 • Start time: 7:15 • End time: 9:20 • Total time: 2:05

Prd Time Team Scored by Assists Vis. on ice Home on ice Goals by Period Team 1 2 3 Tot PSU 0 1 2 3 UML 2 2 1 5 Shots by Period Team 1 2 3 Tot PSU 11 11 15 37 UML 9 12 9 30 Power Play Goals-Att (Sh) Prd PSU UML 1st 0-1 (2) 0-1 (1) 2nd 0-0 (0) 0-0 (0) 3rd 0-0 (0) 0-0 (0) Total 0-1 (2) 0-0 (1) Penalties-Minutes by Prd Prd PSU UML 1st 1-2 1-2 2nd 0-0 0-0 3rd 0-0 0-0 Total 1-2 1-2 Three stars: 1. Francis, Robert 2. Maniccia, Chris 3. Boyle, Kevin Officials: Referee: Tim Benedetto Referee: Geoff Miller Linesman: Brendan Blanchard Linesman: Joe Ross Game timekeeper: Zach Nelson

## GAME 10 (NOV. 14, 2014): PENN STATE 4, #4 UMASS LOWELL 1

Penn State (6-2-2) vs. UMass Lowell (7-2-2)  
Date: Nov 15, 2014 • Location: Lowell, Mass. • Arena: Tsongas Center  
Attendance: 4548 • Start time: 7:00pm • End time: 9:06pm • Total time: 2:06

Prd Time Team Scored by Assists Vis. on ice Home on ice Goals by Period Team 1 2 3 Tot PSU 1 0 1 2 3 UML 0 0 0 0 0 Shots by Period Team 1 2 3 Tot PSU 13 10 18 31 UML 10 9 6 25 Power Play Goals-Att (Sh) Prd PSU UML 1st 1-1 (2) 0-0 (0) 2nd 0-2 (1) 0-2 (1) 3rd 0-1 (2) 1-1 (1) Total 1-4 (5) 1-3 (2) Penalties-Minutes by Prd Prd PSU UML 1st 0-0 1-2 2nd 1-2 2-4 3rd 1-2 1-2 Total 3-6 4-8 Three stars: 1. Bailey, Casey 2. Holstrom, Taylor 3. Goodwin, David Officials: Referee: Jeff Bunyon Referee: Dave Hansen Linesman: Brendan Blanchard Linesman: Marc Sullivan Game timekeeper: Zach Nelson

TEAM SUMMARY # Penn State G A PI Sh +/- BI # UMass Lowell G A PI Sh +/- BI 3 Koudys, Patrick 0 0 0 1 -1 1 2 Panico, Tommy 0 0 0 0 -2 2 4 Juha, Luke 0 0 0 3 +2 2 3 Kapla, Michael 0 0 0 3 +3 1 5 Sweetland, Peter 0 0 0 -3 -1 5 Gambardella, Jo 0 1 2 1 0 1 7 Friedman, Jacob 0 0 1 0 1 7 Mueller, Tyler 0 1 0 2 +1 0 9 Goodwin, David 1 0 0 2 +1 1 8 Campbell, Evan 0 0 0 5 +1 0 10 Conway, Scott 0 0 2 3 -1 1 9 Wallin, Terrence 0 0 0 0 0 0 13 Brooks, Kenny 0 0 0 3 -1 1 12 Hough, Gage 0 0 0 1 0 0 14 Olczyk, Tommy 1 0 0 2 -1 0 13 Chaple, Adam 0 1 0 2 +1 0 15 Loik, Curtis 0 1 0 2 -2 0 12 Francis, Robert 2 0 0 2 +1 0 18 Robinson, James 0 0 0 3 -1 0 17 Maniccia, Chris 2 0 0 1 0 1 19 Scheid, Eric 0 0 0 1 -1 0 18 White, A.J. 0 0 0 1 0 0 20 Autio, Erik 0 0 0 +2 1 19 Smith, C.J. 1 1 0 3 +1 0 21 DeRosa, Ricky 0 0 0 2 0 0 20 Suter, Jake 0 0 0 2 -1 2 22 Thompson, David 0 0 0 3 0 3 23 Fallon, Michael 0 0 0 1 0 0 24 Jensen, Nate 0 0 0 1 -4 1 24 Colantone, Micha 0 1 0 1 +1 0 25 Bailey, Casey 1 1 0 6 0 2 25 Zink, Dylan 0 1 0 1 +2 3 27 Gardiner, Max 0 0 0 3 0 1 29 Edwards, Zack 1 0 0 2 +1 1 28 Holstrom, Taylor 0 2 0 1 0 0 29 Edwardh, John 1 1 0 2 +1 0 1 Smith, Jeff dnp 1 1 0 0 0 0 Totals 3 4 2 37 -10 16 5 9 2 30 +1 11

GOALTENDERS # Penn State Dec Min GA 1 2 3 Saves # UMass Lowell Dec Min GA 1 2 3 Saves 31 Skoff, Matthew L 28:47 4 7 1 0 8 33 Boyle, Kevin W 60:00 3 11 10 13 34 McAdam, Eamon 31:13 1 0 9 8 17

## GAME 11 (NOV. 21, 2014): PENN STATE 3, MICHIGAN 1

Penn State (7-2-2, 1-0-0-0 B1G) vs. Michigan (4-6-0, 0-1-0-0 B1G)  
Date: Nov 21, 2014 • Location: Ann Arbor, Mich • Arena: Yost Ice Arena  
Attendance: 5415 • Start time: 7:36 pm • End time: 10:00 pm • Total time: 2:24

Prd Time Team Scored by Assists Vis. on ice Home on ice Goals by Period Team 1 2 3 Tot PSU 3 0 0 3 MICH 1 0 1 2 Shots by Period Team 1 2 3 Tot PSU 15 7 6 28 MICH 14 18 8 40 Power Play Goals-Att (Sh) Prd PSU MICH 1st 1-1 (1) 0-2 (5) 2nd 0-1 (0) 0-1 (3) 3rd 0-0 (0) 0-1 (0) Total 1-2 (1) 0-4 (8) Penalties-Minutes by Prd Prd PSU MICH 1st 2-4 1-2 2nd 1-2 1-2 3rd 2-4 1-2 Total 5-10 3-6 Three stars: 1. Bailey, Casey 2. Shuart, Max 3. McAdam, Eamon Officials: Referee: Peter Feola Referee: Marco Hunt Linesman: Fraser McIntyre Linesman: Brett DesRosiers

## GAME 12 (NOV. 22, 2014): MICHIGAN 8, PENN STATE 1

Penn State (7-3-2, 1-1-0-0 B1G) vs. Michigan (5-6-0, 1-1-0-0 B1G)  
Date: Nov 22, 2014 • Location: Ann Arbor, Mich • Arena: Yost Ice Arena  
Attendance: 4891 • Start time: 7:38 pm • End time: 9:55 pm • Total time: 2:17

Prd Time Team Scored by Assists Vis. on ice Home on ice Goals by Period Team 1 2 3 Tot PSU 1 0 0 1 MICH 8 3 5 8 Shots by Period Team 1 2 3 Tot PSU 9 17 16 42 MICH 12 21 12 45 Power Play Goals-Att (Sh) Prd PSU MICH 1st 0-1 (2) 0-0 (0) 2nd 1-4 (3) 0-3 (8) 3rd 1-8 (3) 0-5 (9) Total 1-8 (3) 0-5 (9) Penalties-Minutes by Prd Prd PSU MICH 1st 0-0 2-4 2nd 3-6 3-6 3rd 2-4 3-6 Total 5-10 8-16 Three stars: 1. Compher, JT 2. Nagelvoort, Zach 3. Copp, Andrew Officials: Referee: Peter Feola Referee: Marco Hunt Linesman: Fraser McIntyre Linesman: Brett DesRosiers

GOALTENDERS # Penn State Dec Min GA 1 2 3 Saves # Michigan Dec Min GA 1 2 3 Saves 34 McAdam, Eamon W 60:00 2 13 18 7 38 35 Nagelvoort, Zach L 58:59 3 12 7 6 25 EMPTY NET 1:01 0 0 0 0 0

GOALTENDERS # Penn State Dec Min GA 1 2 3 Saves # Michigan Dec Min GA 1 2 3 Saves 34 McAdam, Eamon L 0:04 0 0 0 0 0 35 Nagelvoort, Zach W 60:00 1 9 16 41 41







# 2014-15 PENN STATE HOCKEY

## GAME 16 (DEC. 29, 2014): ROBERT MORRIS 4, PENN STATE 2

Penn State (9-5-2, 3-1-0-0 B1G) vs. Robert Morris (12-2-3, 9-2-3 AHA)  
Date: Dec 29, 2014 • Location: Pittsburgh, Pa. • Arena: Consol Energy Center  
Attendance: 6252 • Start time: 7:45 pm • End time: 10:00 pm • Total time: 2:15

Prd Time Team Scored by Assists Vis. on ice Home on ice Goals by Period

TEAM SUMMARY # Penn State G A PI Sh +/- BI # Robert Morris G A PI Sh +/- BI

GOALTENDERS # Penn State Dec Min GA 1 2 3 Saves # Robert Morris Dec Min GA 1 2 3 Saves

PENALTY SUMMARY Prd Player Team MinOffense Time Prd Player Team MinOffense Time

Win-SHAFER, Terry (6-1-2). Loss-McAdam, Eamon (3-2-0). Three Rivers Classic

## GAME 17 (DEC. 30, 2014): WESTERN MICHIGAN 4, PENN STATE 1

Penn State (9-6-2, 3-1-0-0 B1G) vs. Western Michigan (7-9-2, 2-6-2-2 NCHC)  
Date: Dec 30, 2014 • Location: Pittsburgh, Pa. • Arena: Consol Energy Center  
Attendance: 5076 • Start time: 4:35 pm • End time: 6:46 pm • Total time: 2:11

Prd Time Team Scored by Assists Vis. on ice Home on ice Goals by Period

TEAM SUMMARY # Penn State G A PI Sh +/- BI # Western Michigan G A PI Sh +/- BI

GOALTENDERS # Penn State Dec Min GA 1 2 3 Saves # Western Michigan Dec Min GA 1 2 3 Saves

PENALTY SUMMARY Prd Player Team MinOffense Time Prd Player Team MinOffense Time

Win-Lukas Hafner (6-6-2). Loss-Skoff, Matthew (6-4-2). Three Rivers Classic

## GAME 18 (JAN. 9, 2015): OHIO STATE 5, PENN STATE 4 (OT)

Ohio State (7-9-2, 2-2-0-0 B1G) vs. Penn State (9-7-2, 3-2-0-0 B1G)  
Date: Jan 09, 2015 • Location: University Park, Pa. • Arena: Pegula Ice Arena  
Attendance: 5829 • Start time: 7:07 pm • End time: 9:35 pm • Total time: 2:28

Prd Time Team Scored by Assists Vis. on ice Home on ice Goals by Period

TEAM SUMMARY # Ohio State G A PI Sh +/- BI # Penn State G A PI Sh +/- BI

GOALTENDERS # Ohio State Dec Min GA 1 2 3 OT Saves # Penn State Dec Min GA 1 2 3 OT Saves

PENALTY SUMMARY Prd Player Team MinOffense Time Prd Player Team MinOffense Time

Win-Christian Frey (3-4-1). Loss-Musico, PJ (0-1-0). Ohio State timeout - 8:06 in the 3rd Penn State timeout - 19:20 in the 3rd

## GAME 19 (JAN. 10, 2015): PENN STATE 1, OHIO STATE 1

Ohio State (7-10-2, 2-3-0-0 B1G) vs. Penn State (10-7-2, 4-2-0-0 B1G)  
Date: Jan 10, 2015 • Location: University Park, Pa. • Arena: Pegula Ice Arena  
Attendance: 5898 • Start time: 3:07 pm • End time: 5:24 pm • Total time: 2:17

Prd Time Team Scored by Assists Vis. on ice Home on ice Goals by Period

TEAM SUMMARY # Ohio State G A PI Sh +/- BI # Penn State G A PI Sh +/- BI

GOALTENDERS # Ohio State Dec Min GA 1 2 3 Saves # Penn State Dec Min GA 1 2 3 Saves

PENALTY SUMMARY Prd Player Team MinOffense Time Prd Player Team MinOffense Time

Win-McAdam, Eamon (4-2-0). Loss-Frey, Christian (3-5-1). Ohio State Timeout 18:04 in 2nd



# 2014-15 PENN STATE HOCKEY

## GAME 20 (JAN. 16, 2015): PENN STATE 2, MICHIGAN STATE 2

Michigan State (7-10-2, 1-2-2-1 B1G) vs. Penn State (10-7-3, 4-2-1-0 B1G)  
Date: Jan 16, 2015 • Location: University Park, Pa. • Arena: Pegula Ice Arena  
Attendance: 6062 • Start time: 7:07 pm • End time: 9:42 pm • Total time: 2:35

Prd Time Team Scored by Assists Vis. on ice Home on ice Goals by Period

TEAM SUMMARY # Michigan State G A PI Sh +/- BI # Penn State G A PI Sh +/- BI

GOALTENDERS ## Michigan State Dec Min GA 1 2 3 OT Saves ## Penn State Dec Min GA 1 2 3 OT Saves

PENALTY SUMMARY Prd Player Team MinOffense Time Prd Player Team MinOffense Time

Michigan State-Hildebrand, Jake (7-10-2). Penn State-McAdam, Eamon (4-2-1). Michigan State Timeout 19:24 - 2nd period Penn State Timeout 18:36 - 3rd period

## GAME 21 (JAN. 17, 2015): PENN STATE 5, MICHIGAN STATE 2

Michigan State (7-11-2, 1-3-2-2 B1G) vs. Penn State (11-7-3, 5-2-1-0 B1G)  
Date: Jan 17, 2015 • Location: University Park, Pa. • Arena: Pegula Ice Arena  
Attendance: 6163 • Start time: 5:02 pm • End time: 7:19 pm • Total time: 2:17

Prd Time Team Scored by Assists Vis. on ice Home on ice Goals by Period

TEAM SUMMARY # Michigan State G A PI Sh +/- BI # Penn State G A PI Sh +/- BI

GOALTENDERS ## Michigan State Dec Min GA 1 2 3 Saves ## Penn State Dec Min GA 1 2 3 Saves

PENALTY SUMMARY Prd Player Team MinOffense Time Prd Player Team MinOffense Time

Win-Skoff, Matthew (7-4-2). Loss-Hildebrand, Jake (7-11-2).

## GAME 22 (JAN. 23, 2015): PENN STATE 5, NORTHERN MICH. 4

Northern Michigan (9-9-5, 6-8-4 WCHA) vs. Penn State (12-7-3, 5-2-1-0 B1G)  
Date: Jan 23, 2015 • Location: University Park, Pa. • Arena: Pegula Ice Arena  
Attendance: 6203 • Start time: 7:07 pm • End time: 9:24 pm • Total time: 2:17

Prd Time Team Scored by Assists Vis. on ice Home on ice Goals by Period

TEAM SUMMARY # Northern Michigan G A PI Sh +/- BI # Penn State G A PI Sh +/- BI

GOALTENDERS ## Northern Michigan Dec Min GA 1 2 3 OT Saves ## Penn State Dec Min GA 1 2 3 OT Saves

PENALTY SUMMARY Prd Player Team MinOffense Time Prd Player Team MinOffense Time

Win-Justin (1-1-1-0). Loss-Dahlstrom, Mathias (9-7-3). Penn State Timeout 2nd Period - 3:55 Northern Michigan Timeout 3rd Period - 17:38

## GAME 23 (JAN. 24, 2015): PENN STATE 5, NORTHERN MICH. 5 (OT)

Northern Michigan (9-9-6, 6-8-4 WCHA) vs. Penn State (12-7-4, 5-2-1-0 B1G)  
Date: Jan 24, 2015 • Location: University Park, Pa. • Arena: Pegula Ice Arena  
Attendance: 6089 • Start time: 4:33 pm • End time: 7:25 pm • Total time: 5:22

Prd Time Team Scored by Assists Vis. on ice Home on ice Goals by Period

TEAM SUMMARY # Northern Michigan G A PI Sh +/- BI # Penn State G A PI Sh +/- BI

GOALTENDERS ## Northern Michigan Dec Min GA 1 2 3 OT Saves ## Penn State Dec Min GA 1 2 3 OT Saves

PENALTY SUMMARY Prd Player Team MinOffense Time Prd Player Team MinOffense Time

Northern Michigan-Dahlstrom, Mathias (9-7-4). Penn State-Musco, PJ (1-1-1). Timeout Northern Michigan 4:49 in OT





# 2014-15 PENN STATE HOCKEY

## GAME 24 (JAN. 31, 2015): PENN STATE 4, #14 VERMONT 2

Vermont (15-9-2, 7-6-1 HEA) vs. Penn State (13-7-4, 5-2-1 B1G)  
 Date: Jan 31, 2015 • Location: Philadelphia, Pa. • Arena: Wells Fargo Center  
 Attendance: 11674 • Start time: 1:10 pm • End time: 3:30 pm • Total time: 2:20

Prd	Time	Team	Scored by	Assists	Vis. on ice	Home on ice	Goals by Period
1.	2nd 12:57	UVM	EV Shaw, Brady/9	Fallon, Jake/10	22,17,21,15,13	9,28,25,2,24	UVM 0 2 0 2 PSU 0 1 3 4
2.	2nd 14:50	UVM	PP Puskarch, Mario/11	Fallon, Jake/10 Stenerson, Mike/7 Shaw, Brady/9	21,12,22,18,25	19,2,11,20	
3.	2nd 15:04	PSU	EV Bailey, Casey/18	Juha, Luke/12 Holstrom, Taylor/19	4,25,7,8,28	25,9,28,4,22	
4.	3rd 04:08	PSU	PP Conway, Scott/6	Scheid, Eric/7 Autio, Erik/7	2,18,8,20	10,19,20,12,15	
5.	3rd 16:51	PSU	EV Thompson, David/1	Koudys, Patrick/5 Bailey, Casey/11	25,22,21,17,27	22,21,32,7,14	
6.	3rd 18:52	PSU	EN Goodwin, David/11	Koudys, Patrick/5 Bailey, Casey/11	2,18,22,21,17,20	9,25,28,3,22	

TEAM SUMMARY															
#	Vermont	G	A	PI	Sh +/-	BI	#	Penn State	G	A	PI	Sh +/-	BI		
2	Pallotta, Mike	0	0	0	7	-1	0	2	Varley, Connor	0	0	0	4	-1	3
4	Phillips, Trey	0	0	0	1	-1	1	3	Koudys, Patrick	0	2	2	4	+2	0
7	Forgione, Tom	0	0	0	1	-1	0	4	Juha, Luke	0	1	0	0	+1	1
8	Turk, Jonathan	0	0	0	0	-1	3	9	Goodwin, David	1	0	0	1	+1	1
10	Blannell, Travis	0	0	0	0	0	1	10	Conway, Scott	1	0	2	3	0	1
12	Stenerson, Mike	0	1	0	2	0	1	11	Glen, David	0	0	0	2	0	1
13	Serikbell, Dan	0	0	0	0	+1	0	12	Richard, Dylan	0	0	0	1	0	1
14	Irwin, Kevin	0	0	2	1	0	0	14	Olczyk, Tommy	0	0	0	4	+1	0
15	Pattyn, Yvan	0	0	0	1	+1	1	15	Loik, Curtis	0	0	0	2	0	0
17	Fallon, Jake	0	1	0	4	-1	1	18	Robinson, James	0	0	0	2	2	0
18	Privitera, Alex	0	0	0	1	-1	3	20	Scheid, Eric	1	0	0	0	0	0
20	Bradley, Brendan	0	0	2	-1	0	0	21	Autio, Erik	0	1	0	0	0	2
21	Puskarch, Mario	1	1	0	5	-1	2	21	DeRosa, Ricky	0	1	0	0	+1	0
22	Shaw, Brady	1	1	0	5	-1	1	22	Thompson, Davi	1	0	0	2	+3	0
23	Darrar, Rob	0	0	0	1	0	2	24	Jensen, Nate	0	0	0	0	-1	0
25	Luukko, Nick	0	0	0	0	+2	2	25	Bailey, Casey	1	2	6	+2	1	
27	Abramson, Ori	0	0	2	1	-1	1	27	Gardiner, Max	0	0	0	2	+1	0
28	Petruszelli, Antho	0	0	0	3	-1	0	28	Holstrom, Taylor	1	1	2	1	+1	0
30	Feeley, Pat	dnp						T	TEAM	0	2	0	0	0	0
37	Hoffman, Brody	dnp						31	Skoff, Matthew	dnp					
	Totals	2	4	6	35	-11	19	34	McAdam, Eamon	dnp					
								Totals	4	8	12	39	+1	10	

GOALTENDERS																	
#	Vermont	Dec	Min	GA	1	2	3	Saves	#	Penn State	Dec	Min	GA	1	2	3	Saves
1	Santaguida, Mike	E	59:16	3	12	8	15	35	1	Musico, PJ	W	60:00	2	12	12	9	33
	EMPTY NET		0:44	1	0	0	0	0									

PENALTY SUMMARY													
Prd	Player	Team	Min	Offense	Time	Prd	Player	Team	Min	Offense	Time		
1st	Conway, Scott	PSU	2	Elopping	00:32 PP	2nd	Bailey, Casey	PSU	2	Hooking	19:16 PP		
1st	Bradley, Brendan	UVM	2	Goaltender Interference	11:07 PP	2nd	Robinson, James	PSU	2	Hooking	20:00 PP		
2nd	TEAM	PSU	2	Too Many Players On	09:04 PP	3rd	Irwin, Kevin	UVM	2	Hooking	02:18 PP		
2nd	Koudys, Patrick	PSU	2	Hooking	13:25 PP	3rd	Holstrom, Taylor	PSU	2	Interference	12:23 PP		
2nd	Abramson, Ori	UVM	2	Boarding	15:38 PP								

Win-Musico, PJ (2-1-1). Loss-Santaguida, Mike (5-6-0).  
 Timeout Vermont - 18:34 in 3rd Period



## GAME 25 (FEB. 6, 2015): PENN STATE 5, WISCONSIN 2

Wisconsin (2-17-4, 0-7-2-2 B1G) vs. Penn State (14-7-4, 6-2-1-0 B1G)  
 Date: Feb 06, 2015 • Location: University Park, Pa. • Arena: Pegula Ice Arena  
 Attendance: 6033 • Start time: 6:40 pm • End time: 9:00 pm • Total time: 2:20

Prd	Time	Team	Scored by	Assists	Vis. on ice	Home on ice	Goals by Period
1.	1st 05:54	PSU	EV Olczyk, Tommy/6	Varley, Connor/4 Gardiner, Max/2	10,13,12,16,28	14,22,7,21,24	UVM 2 0 0 2 PSU 1 2 2 5
2.	1st 10:19	WIS	EV Hughes, Cameron/2	Wagner, Ryan/3 Besse, Grant/8	19,13,12,10,4	28,25,9,20,4	
3.	1st 16:59	WIS	EV Hughes, Cameron/3	Zulnick, Morgan/8 Conway, Scott/11	19,9,24,20,4	10,12,19,4,20	
4.	2nd 01:26	PSU	EV Scheid, Eric/13	Varley, Connor/5 Bailey, Casey/12	19,24,28,10,9	19,10,2,12,24	
5.	2nd 14:59	PSU	EV Goodwin, David/12	Richard, Dylan/20 Holstrom, Taylor/20	13,20,27,4,26	9,25,28,24,21	
6.	3rd 10:47	PSU	EV Bailey, Casey/19	Richard, Dylan/11 Conway, Scott/12	8,28,23,10,21	25,12,10,3,22	
7.	3rd 19:50	PSU	EN Holstrom, Taylor/6	Jensen, Nate/4 Bailey, Casey/11	16,11,12,28,24,4	28,24,25,9,2	

TEAM SUMMARY															
#	Wisconsin	G	A	PI	Sh +/-	BI	#	Penn State	G	A	PI	Sh +/-	BI		
4	Dougherty, Jack	0	0	2	1	0	2	2	Varley, Connor	0	2	2	3	+4	2
5	Drake, Chase	0	0	0	0	0	1	3	Koudys, Patrick	0	0	0	0	+1	1
6	Davison, Tim	0	0	1	0	0	0	4	Juha, Luke	0	0	2	-2	1	
8	Paape, Matt	0	0	0	3	-1	0	9	Goodwin, David	1	0	4	+1	0	
9	Zulnick, Morgan	0	1	0	3	0	0	10	Conway, Scott	0	2	0	1	+1	0
10	Linhart, Jake	0	0	0	1	-2	0	11	Glen, David	0	0	0	3	0	1
11	Rockwood, Adam	0	0	1	-1	0	0	12	Richard, Dylan	0	1	0	4	+1	0
12	Besse, Grant	0	1	0	4	-1	1	13	Brooks, Kenny	0	0	0	0	0	0
13	Wagner, Ryan	0	1	0	0	-1	0	14	Olczyk, Tommy	1	0	0	2	+1	1
16	LaBate, Joseph	0	0	1	-2	0	0	15	Loik, Curtis	0	0	0	1	0	0
19	Hughes, Camero	2	0	0	5	+1	2	19	Scheid, Eric	1	0	2	0	0	0
20	Witchow, Eddie	0	0	0	3	0	2	20	Autio, Erik	0	0	1	-2	0	0
21	Ford, Jason	0	0	0	1	-1	0	21	DeRosa, Ricky	0	0	0	2	+1	0
23	Cavallini, Aidan	0	0	0	0	-1	0	22	Thompson, Davi	0	0	2	+1	1	
24	Soleway, Jedd	0	0	0	4	-1	0	24	Jensen, Nate	0	1	0	0	+4	1
26	Navin, Brad	0	0	0	0	-1	0	25	Bailey, Casey	1	2	6	+2	1	
27	Ustaski, Matt	0	0	0	2	-1	0	27	Gardiner, Max	0	1	0	1	+1	0
28	Schulze, Kevin	0	0	0	7	-4	2	28	Holstrom, Taylor	1	1	0	4	+1	0
30	Peterson, Landon	dnp						31	Skoff, Matthew	dnp					
	Totals	2	3	2	37	-16	8	34	McAdam, Eamon	dnp					
								Totals	5	10	4	37	+1	9	

GOALTENDERS																	
#	Wisconsin	Dec	Min	GA	1	2	3	Saves	#	Penn State	Dec	Min	GA	1	2	3	Saves
33	Rumpel, Joel	L	58:41	4	12	10	10	32	1	Musico, PJ	W	60:00	2	9	9	17	35
	EMPTY NET		1:19	1	0	0	0	0									

PENALTY SUMMARY													
Prd	Player	Team	Min	Offense	Time	Prd	Player	Team	Min	Offense	Time		
1st	Varley, Connor	PSU	2	Checking From Behin	12:13 PP	3rd	Thompson, David	PSU	2	Holding	12:46 PP		
2nd	Dougherty, Jack	WIS	2	Interference	14:59 PP								

Win-Musico, PJ (3-1-1). Loss-Rumpel, Joel (2-15-4).  
 Timeout WIS 18:31 in 3rd period

## GAME 26 (FEB. 7, 2015): PENN STATE 4, WISCONSIN 1

Wisconsin (2-18-4, 0-8-2-2 B1G) vs. Penn State (15-7-4, 7-2-1-0 B1G)  
 Date: Feb 07, 2015 • Location: University Park, Pa. • Arena: Pegula Ice Arena  
 Attendance: 6103 • Start time: 2:07 pm • End time: 4:26 pm • Total time: 2:19

Prd	Time	Team	Scored by	Assists	Vis. on ice	Home on ice	Goals by Period
1.	1st 13:12	PSU	PP Juha, Luke/1	Bailey, Casey/14 Holstrom, Taylor/21	10,13,26,23,28	12,19,25,20,4	UVM 0 1 0 1 PSU 1 1 2 4
2.	2nd 03:03	PSU	EV Richard, Dylan/6	Scheid, Eric/8	10,13,26,23,28	12,19,25,20,4	
3.	2nd 10:32	WIS	EV Rockwood, Adam/2	Besse, Grant/9	11,12,20,28	22,3,12,9	
4.	3rd 09:17	PSU	EV Robinson, James/3	Schulze, Kevin/6 Loik, Curtis/11	9,10,11,24,28	18,15,24,11,2	
5.	3rd 18:46	PSU	PP Autio, Erik/1	Jensen, Nate/5 Scheid, Eric/9 Conway, Scott/13	13,16,20,28	20,19,10,15,12	

TEAM SUMMARY															
#	Wisconsin	G	A	PI	Sh +/-	BI	#	Penn State	G	A	PI	Sh +/-	BI		
3	McGuire, Corbin	0	0	0	0	0	1	2	Varley, Connor	0	0	2	+1	1	
4	Dougherty, Jack	0	0	2	1	0	0	3	Koudys, Patrick	0	0	0	1	-1	3
5	Drake, Chase	0	0	0	0	0	0	4	Juha, Luke	1	0	0	1	+1	0
6	Davison, Tim	0	0	0	0	0	1	9	Goodwin, David	0	0	2	3	-1	0
8	Paape, Matt	0	0	0	1	0	1	10	Conway, Scott	0	1	2	1	0	0
9	Zulnick, Morgan	0	0	2	0	-1	0	11	Glen, David	0	0	2	+1	1	
10	Linhart, Jake	0	0	0	0	-2	1	12	Richard, Dylan	1	0	0	8	0	2
11	Rockwood, Adam	1	0	0	2	0	1	14	Olczyk, Tommy	0	0	0	2	0	0
12	Besse, Grant	0	1	2	4	+1	0	15	Loik, Curtis	0	1	0	4	+1	0
13	Wagner, Ryan	0	0	0	3	-1	1	17	Saar, Zach	0	0	2	1	0	0
16	LaBate, Joseph	0	0	2											



# 2014-15 PENN STATE HOCKEY



## GAME 27 (FEB. 13, 2015): MICHIGAN STATE 3, PENN STATE 0

Penn State (15-8-4, 7-3-1-0 B1G) vs. Michigan State (11-12-2, 5-4-2-2 B1G)  
Date: Feb 13, 2015 • Location: East Lansing, Mich. • Arena: Munn Ice Arena  
Attendance: 6528 • Start time: 7:06 pm • End time: 9:26 pm • Total time: 2:20

Prd	Time	Team	Scored by	Assists	Vis. on ice	Home on ice	Goals by Period
							1 2 3 Tot
1.	2nd 10:04	MSU	EV MacEachern, Mackenzi	Berry, Matt/10	19,24,10,12	15,27,5,19,7	PSU 0 0 0 0 MSU 0 2 1 3
2.	2nd 12:52	MSU	EV Stenglein, JT/2	Haag, William/5	19,12,20,6,10	22,26,28,5,7	
3.	3rd 04:16	MSU	EV DeBlouw, Matt/7	Ebbing, Thomas/6 Berry, Matt/11 MacEachern, Mackenzi	24,2,10,12,19	19,27,15,5,7	

TEAM SUMMARY														
#	Penn State	G	A	PI	Sh +/-	BI	#	Michigan State	G	A	PI	Sh +/-	BI	
2	Varley, Connor	0	0	0	2	-3	4	Walsh, Travis	0	0	0	0	0	
3	Koudys, Patrick	0	0	0	2	0	3	5	Boyd, Ron	0	1	4	+3	
6	Sweetland, Peter	0	0	0	-1	3	7	Draeger, John	0	0	0	1	+3	
9	Goodwin, David	0	0	0	1	0	0	8	Jacobs, Josh	0	0	2	0	
10	Conway, Scott	0	0	0	-4	-1	9	Wood, Connor	0	0	0	2	0	
11	Glen, David	0	0	2	1	0	1	11	Holland, Rhett	0	0	2	0	
12	Richard, Dylan	0	0	0	-3	-0	12	Keller, Ryan	0	0	0	2	0	
14	Olczyk, Tommy	0	0	2	0	0	14	Pavelek, Dylan	0	0	0	1	0	
15	Loik, Curtis	0	0	4	0	2	15	MacEachern, Ma	1	1	0	3	+2	
18	Robinson, James	0	0	0	0	0	18	Gatt, Carson	0	0	0	0	0	
19	Scheid, Eric	0	0	0	-2	-3	19	DeBlouw, Matt	1	0	4	2	0	
20	Autio, Erik	0	0	0	-1	2	20	Ferrantino, Mich	0	0	5	0	2	
21	DeRosa, Ricky	0	0	0	0	0	21	Cox, Joe	0	0	0	2	0	
22	Thompson, Davi	0	0	0	1	0	22	Stenglein, JT	1	0	0	3	+1	
24	Jensen, Nate	0	0	0	-2	-2	24	Haag, William	0	1	0	2	+1	
25	Bailey, Casey	0	0	3	0	1	27	Berry, Matt	0	2	2	2	0	
27	Gardner, Max	0	2	1	0	0	28	Ebbing, Thomas	0	1	0	1	+1	
28	Holstrom, Taylor	0	2	1	0	0	92	Bondra, David	0	0	0	2	0	
31	Skoff, Matthew	dnp					32	Phillips, Nate	dnp					
34	McAdam, Eamon	dnp					45	Minney, Ed	dnp					
Totals		0	0	8	28	-15	23	Totals		3	6	8	34	+1

GOALTENDERS																	
#	Penn State	Dec	Min	GA	1	2	3	Saves	#	Michigan State	Dec	Min	GA	1	2	3	Saves
1	Musico, PJ	L	56:27	3	14	6	11	31	30	Hildebrand, Jake	W	60:00	0	9	4	15	28
EMPTY NET								3:33	0	0	0						

PENALTY SUMMARY												
Prd	Player	Team	MinOffense	Time	Prd	Player	Team	MinOffense	Time			
1st	Boyd, Ron	MSU	2.Tripping	04:45 PP	2nd	Gardner, Max	PSU	2.High Sticking	16:14 PP			
1st	Varley, Connor	PSU	2.Holding	16:24 PP	3rd	Glen, David	PSU	2.Uncsportsmanlike Co	14:35			
1st	Jacobs, Josh	MSU	2.High Sticking	19:51 PP	3rd	Berry, Matt	MSU	2.Uncsportsmanlike Co	14:35			
2nd	Boyd, Ron	MSU	2.Slashing	05:06 PP	3rd	Holstrom, Taylor	PSU	2.Tripping	18:08 PP			

Win-Hildebrand, Jake (11-12-2). Loss-Musico, PJ (4-2-1).

## GAME 27 (FEB. 13, 2015): MICHIGAN STATE 3, PENN STATE 2

Penn State (15-9-4, 7-4-1-0 B1G) vs. Michigan State (12-12-2, 6-4-2-2 B1G)  
Date: Feb 14, 2015 • Location: East Lansing, Mich. • Arena: Munn Ice Arena  
Attendance: 6444 • Start time: 6:03 pm • End time: 8:23 pm • Total time: 2:20

Prd	Time	Team	Scored by	Assists	Vis. on ice	Home on ice	Goals by Period
							1 2 3 Tot
1.	1st 10:02	MSU	EV MacEachern, Mackenzi	Boyd, Ron/5	12,21,19,22,3	15,31,19,27	PSU 0 1 2 3 MSU 0 1 1 2
2.	2nd 07:31	PSU	PP Varley, Connor/2	Scheid, Eric/10	26,15,16,12,2	28,21,4,4,5	
3.	2nd 12:23	MSU	PP MacEachern, Mackenzi	DeBlouw, Matt/4	22,14,3,3	15,19,27,8,28	
4.	3rd 09:22	MSU	PP MacEachern, Mackenzi	Berry, Matt/12	19,22,12,3	15,27,8,19,28	
5.	3rd 17:36	PSU	EX Bailey, Casey/20	Jensen, Nate/6	25,24,9,11,27	20,28,4,8	

TEAM SUMMARY														
#	Penn State	G	A	PI	Sh +/-	BI	#	Michigan State	G	A	PI	Sh +/-	BI	
2	Varley, Connor	1	0	2	5	0	0	4	Walsh, Travis	0	0	1	-1	
3	Koudys, Patrick	0	0	0	1	-1	3	5	Boyd, Ron	0	1	0	+1	
6	Sweetland, Peter	0	0	0	0	0	1	8	Jacobs, Josh	0	2	1	-1	
9	Goodwin, David	0	0	0	2	+1	0	9	Wood, Connor	0	0	0	0	
11	Glen, David	0	0	0	1	+1	0	11	Holland, Rhett	0	0	0	+1	
12	Richard, Dylan	0	0	0	2	-1	1	12	Keller, Ryan	0	0	2	1	
14	Olczyk, Tommy	0	0	2	4	0	0	14	Pavelek, Dylan	0	0	0	0	
15	Loik, Curtis	0	0	2	3	0	0	15	MacEachern, Ma	3	0	2	6	
17	Saar, Zach	0	0	2	1	0	0	17	Krygier, Brock	0	0	0	0	
18	Robinson, James	0	0	2	1	0	0	18	Gatt, Carson	0	0	1	0	
19	Scheid, Eric	0	1	2	4	+1	0	19	DeBlouw, Matt	0	1	2	+1	
21	DeRosa, Ricky	0	0	0	1	-1	1	20	Ferrantino, Mich	0	0	2	-1	
22	Thompson, Davi	0	0	0	1	-1	2	21	Cox, Joe	0	0	2	0	
24	Jensen, Nate	0	1	0	2	+1	0	22	Stenglein, JT	0	0	4	0	
25	Bailey, Casey	1	0	4	7	+1	0	26	Haag, William	0	0	1	0	
27	Gardner, Max	0	0	0	2	0	2	27	Berry, Matt	0	2	0	5	
28	Holstrom, Taylor	0	0	0	0	+1	0	28	Ebbing, Thomas	0	0	0	-1	
31	Skoff, Matthew	0	2	4	0	0	0	92	Bondra, David	0	0	1	0	
34	McAdam, Eamon	dnp						45	Minney, Ed	dnp				
Totals		2	2	16	42	0	11	Totals		3	5	10	29	+1

GOALTENDERS																	
#	Penn State	Dec	Min	GA	1	2	3	Saves	#	Michigan State	Dec	Min	GA	1	2	3	Saves
31	Skoff, Matthew	L	57:33	3	7	11	8	26	30	Hildebrand, Jake	W	60:00	2	15	20	5	40
EMPTY NET								2:27	0	0	0						

PENALTY SUMMARY												
Prd	Player	Team	MinOffense	Time	Prd	Player	Team	MinOffense	Time			
1st	Keller, Ryan	MSU	2.Tripping	05:36 PP	2nd	Varley, Connor	PSU	2.High Sticking	12:54 PP			
1st	DeBlouw, Matt	MSU	2.Kneeing	07:15 PP	3rd	Loik, Curtis	PSU	2.High Sticking	07:58 PP			
1st	Olczyk, Tommy	PSU	2.Hooking	10:23 PP	3rd	MacEachern, Macken	MSU	2.Interference	11:36 PP			
1st	Saar, Zach	PSU	2.High Sticking	17:02 PP	3rd	Scheid, Eric	PSU	2.Tripping	13:53 PP			
2nd	Jacobs, Josh	MSU	2.High Sticking	05:58 PP	3rd	Holstrom, Taylor	PSU	2.Cross-Checking	16:46			
2nd	Bailey, Casey	MSU	2.Hooking	09:39 PP	3rd	Cox, Joe	MSU	2.Roughing	16:46			
2nd	Bailey, Casey	MSU	2.Hooking	11:51 PP								

Win-Hildebrand, Jake (12-12-2). Loss-Skoff, Matthew (7-5-2).

## GAME 29 (FEB. 20, 2015): #15 MINNESOTA 2, PENN STATE 1

Minnesota (17-9-3, 8-2-3-0 B1G) vs. Penn State (15-10-4, 7-5-1-0 B1G)  
Date: Feb 20, 2015 • Location: University Park, Pa. • Arena: Pegula Ice Arena  
Attendance: 6148 • Start time: 6:40 pm • End time: 8:59 • Total time: 2:19

Prd	Time	Team	Scored by	Assists	Vis. on ice	Home on ice	Goals by Period
							1 2 3 Tot
1.	1st 12:47	PSU	EV Goodwin, David/13	Holstrom, Taylor/22	22,11,17,28,5	9,28,25,20,4	MINN 0 2 0 2 PSU 1 0 0 1
2.	2nd 02:19	MINN	EV Isackson, Christian/3	Bischoff, Jake/6	26,28,15,5,3	14,15,21,3,22	
3.	2nd 04:57	MINN	PP Kloos, Justin/10	Skjje, Brady/8	25,2,20,17,18	21,2,24,14	

TEAM SUMMARY														
#	Minnesota	G	A	PI	Sh +/-	BI	#	Penn State	G	A	PI	Sh +/-	BI	
2	Skjje, Brady	0	1	0	2	-1	0	2	Varley, Connor	0	0	0	5	
3	Glover, Jack	0	1	0	0	+1	0	3	Koudys, Patrick	0	0	0	-1	
5	Reilly, Mike	0	0	0	6	0	0	4	Juha, Luke	0	0	2	+1	
6	Collins, Ryan	0	2	1	0	1	0	9	Goodwin, David	1	0	3	+1	
7	Rau, Kyle	0	0	2	1	0	1	10	Conway, Scott	0	0	2	0	
10	Marshall, Ben	0	0	0	2	0	2	12	Richard, Dylan	0	0	2	0	
11	Warning, Sam	0	0	0	-1	-1	0	14	Olczyk, Tommy	0	0	1	-1	
13	Cammarata, Jay	0	0	1	0	0	0	15	Loik, Curtis	0	0	1	-1	
15	Michaelson, AJ	0	0	3	+1	1	1	17	Saar, Zach	0	0	2	0	
17	Ambroz, Seth	0	0	0	-1	-1	1	18	Robinson, James	0	0	0	0	
18	Bristedd, Leon	0	0	0	1	0	0	19	Scheid, Eric	0	0	3	0	
19	Lettieri, Vinni	0	0	0	1	-1	0	20	Autio, Erik	0	1	0	+1	
20	Brodzinski, Mich	0	1	0	2	0	0	21	DeRosa, Ricky	0	0	1	-1	
22	Boyd, Travis	0	0	0	-1	-1	1	22	Thompson, Davi	0	0	1	-3	
24	Fasching, Hudso	0	0	0	2	0	0	24	Jensen, Nate	0	0	1	0	
25	Kloos, Justin	1	0	4	4	0	0	25	Bailey, Casey	0	2	6	+1	
26	Isackson, Christi	1	0	4	1	0	0	27	Gardner, Max	0	0	4	0	
28	Bischoff, Jake	0	1	0	1	0	3	28	Holstrom, Taylor	0	1	2	+1	
34	Lehr, Nick	dnp						31	Skoff, Matthew	dnp				
34	McAdam, Eamon	dnp						34	McAdam, Eamon	dnp				
Totals		2	4	4	35	0	11	Totals		1	2	8	36	0



# 2014-15 PENN STATE HOCKEY

## GAME 31 (FEB. 27, 2015): OHIO STATE 5, PENN STATE 3

Penn State (16-11-4, 8-6-1-0) vs. Ohio State (10-17-2, 5-10-0-0)  
Date: Feb 27, 2015 • Location: Columbus, Ohio • Arena: Value City Arena  
Attendance: 4153 • Start time: 6:40 pm • End time: 8:59 pm • Total time: 2:19

Prd	Time	Team	Scored by	Assists	Vis. on ice	Home on ice	Goals by Period
1st	00:31	OSU	EV Olczyk, Tommy/7	Glen, David/5 Thompson, David/5	11,14,22,15	44,21,7,18,15	PSU 1 1 1 3 OSU 1 2 2 5
1st	14:26	OSU	EV Weis,Matthew/5	Greco,Anthony/4 DaSilva,Justin/4	15,3,11,22	14,44,21,25	
2nd	01:19	OSU	PP Fritz,Tanner/9	Greco,Anthony/5 Schilkey,Nick/10	3,19,12,22	16,44,37,21,14	
4th	12:13	OSU	EV Weis,Matthew/6	Dalrymple,Craig/5 Schilkey,Nick/11	25,28,9,3,22	14,24,37,10,47	
5th	13:09	PSU	EV Richard,Dylan/7	Conway,Scott/15	12,10,19,24	11,25,16,4,26	
3rd	08:02	OSU	EV Healey,Josh/2	Lundey,Tyler/3	10,12,19,24	47,24,19,23,8	
3rd	08:59	OSU	EV Stork,Luke/5	Nidderly,Chad/10	25,11,20,15	18,15,44,25,4	
3rd	14:45	PSU	EX Koudys,Patrick/1	Goodwin,David/14 Holstrom, Taylor/24	3,9,28,22,5,14	16,26,4,11,25	

### TEAM SUMMARY

#	Penn State	G	A	PI	Sh +/-	BI	#	Ohio State	G	A	PI	Sh +/-	BI		
1	Varley, Connor	0	0	0	2	+1	0	4	Brewig, Drew	0	0	0	0	-1	1
2	Koudys, Patrick	1	0	0	1	0	0	7	McLean, Al	0	0	0	0	-1	5
3	Juha, Luke	0	0	0	0	-1	1	8	Jones, Nicholas	0	0	0	0	+1	0
9	Goodwin, David	0	1	0	0	0	0	10	Angeli, Darik	0	0	2	2	+1	2
10	Conway, Scott	0	1	4	5	0	0	11	Lampasso, Christi	0	0	2	-2	0	
11	Glen, David	0	1	0	4	-1	0	14	Weis, Matthew	2	0	2	4	+2	0
12	Richard, Dylan	1	0	0	2	0	0	15	Oddo, Nick	0	1	0	3	0	3
14	Olczyk, Tommy	1	0	0	4	+2	0	16	Fritz, Tanner	1	0	0	4	-2	2
15	Loik, Curtis	0	1	0	1	1	0	25	DeRosa, Ricky	0	0	1	0	1	0
18	Robinson, James	0	0	0	0	1	1	19	Nidderly, Chad	0	1	0	2	+1	0
19	Scheid, Eric	0	0	0	3	0	0	21	Jardine, Sam	0	0	0	0	0	1
20	Autio, Erik	0	0	0	1	-1	1	23	Lundey, Tyler	0	1	0	0	+1	1
21	DeRosa, Ricky	0	0	0	2	0	0	24	Dalrymple, Craig	0	1	0	1	+2	0
22	Thompson, David	0	1	0	1	1	0	25	DaSilva, Justin	0	1	0	1	0	1
24	Jensen, Nate	0	0	0	1	0	1	26	Johnson, Matt	0	0	2	-2	-1	1
25	Bailey, Casey	0	2	5	-1	2	3	37	Schilkey, Nick	0	2	0	4	+1	2
27	Gardiner, Max	0	2	1	0	0	0	44	Greco, Anthony	0	2	0	6	+1	0
28	Holstrom, Taylor	0	1	0	13	0	0	42	Healey, Josh	1	0	0	1	+2	3
31	Skoft, Matthew	dnp	dnp	dnp	dnp	dnp	dnp	1	Davis, Logan	dnp	dnp	dnp	dnp	dnp	dnp
34	McAdam, Eamon	dnp	dnp	dnp	dnp	dnp	dnp	31	Tomkins, Matt	dnp	dnp	dnp	dnp	dnp	dnp
Totals		3	5	8	49	-3	7	Totals		5	9	6	35	+4	22

### GOALTENDERS

#	Penn State	Dec	Min	GA	1	2	3	Saves	#	Ohio State	Dec	Min	GA	1	2	3	Saves
1	Musico, PJ	L	56:28	5	12	10	0	0	30	Frey, Christian	W	60:00	3	14	17	15	46
	EMPTY NET			3:32	0	0	0	0									

### PENALTY SUMMARY

Prd	Player	Team	Min/Offense	Time	Prd	Player	Team	Min/Offense	Time
1st	Conway, Scott	PSU	2.Holding The Stick	12:37	2nd	Angeli, Darik	OSU	2.Roughing	01:50 PP
1st	Stork, Luke	OSU	2.Hooking	12:37	3rd	Conway, Scott	PSU	2.Elbowing	05:50 PP
1st	Gardiner, Max	PSU	2.Tripping	03:35	3rd	Weis, Matthew	OSU	2.Tripping	18:34 PP
2nd	Bailey, Casey	PSU	2.Tripping	00:35					

Win-Frey, Christian (6-10-1). Loss-Musico, PJ (5-4-1).  
PSU timeout, 16:50/3rd

## GAME 32 (FEB. 28, 2015): OHIO STATE 5, PENN STATE 3

Penn State (16-12-4, 8-7-1-0) vs. Ohio State (11-17-2, 6-10-0-0)  
Date: Feb 28, 2015 • Location: Columbus, Ohio • Arena: Value City Arena  
Attendance: 6625 • Start time: 7:07 pm • End time: 9:30 pm • Total time: 2:23

Prd	Time	Team	Scored by	Assists	Vis. on ice	Home on ice	Goals by Period
1st	11:45	PSU	EV Bailey, Casey/21	Holstrom, Taylor/25 Goodwin, David/14	25,28,9,2,24	21,11,16,26	PSU 2 1 0 3 OSU 1 1 3 5
2nd	16:32	PSU	EV Holstrom, Taylor/7	Bailey, Casey/16 Goodwin, David/15	28,25,9,3,22	44,15,20,18,21	
3rd	17:15	OSU	EV DaSilva,Justin/1	Stork,Luke/3	28,10,24,19	25,20,44,18,15	
4th	04:23	OSU	PP Jardine, Sam/2	Fritz, Tanner/12	11,20,26	21,44,16,26	
5th	06:59	PSU	EV Williamson, Mike/1	Goodwin, David/16 Holstrom, Taylor/26	26,25,28,20,9	11,26,16,25,20	
6th	09:18	OSU	EV Schilkey, Nick/8	Weis, Matthew/12	25,9,2,24,12	37,20,14,47,10	
7th	10:19	OSU	EV Fritz, Tanner/9	Healey, Josh/6	15,22,3,14,11	16,47,24,4,26	
8th	13:35	OSU	EV Jones, Nicholas/1	Fritz, Tanner/13	3,15,11,22,14	8,16,26,24,25	

### TEAM SUMMARY

#	Penn State	G	A	PI	Sh +/-	BI	#	Ohio State	G	A	PI	Sh +/-	BI		
2	Varley, Connor	0	0	2	0	-1	0	7	McLean, Al	0	0	0	0	-1	0
3	Koudys, Patrick	0	0	0	2	-1	2	8	Jones, Nicholas	1	0	0	1	+1	0
9	Goodwin, David	0	3	0	3	+2	0	10	Angeli, Darik	0	0	0	1	+1	0
10	Conway, Scott	0	0	0	1	-1	1	11	Lampasso, Christi	0	0	0	1	-2	0
11	Glen, David	0	0	0	3	-2	2	14	Weis, Matthew	0	1	2	3	+1	0
12	Richard, Dylan	0	0	0	2	-1	0	15	Oddo, Nick	0	0	0	3	0	1
14	Olczyk, Tommy	0	0	0	1	0	0	16	Fritz, Tanner	1	2	0	4	0	0
15	Loik, Curtis	0	0	0	5	-2	1	18	Stork, Luke	0	1	0	1	0	1
17	Saar, Zach	0	0	0	1	0	0	19	Nidderly, Chad	0	0	0	3	0	2
18	Robinson, James	0	0	0	0	0	0	20	Moser, Jamik	0	0	0	0	0	1
19	Scheid, Eric	0	0	0	3	-1	0	21	Jardine, Sam	1	0	0	3	-2	1
20	Autio, Erik	0	0	0	0	+1	2	23	Lundey, Tyler	0	0	0	3	0	1
21	DeRosa, Ricky	0	0	0	0	0	0	24	Dalrymple, Craig	0	0	0	3	+2	1
22	Thompson, David	0	0	0	1	-1	0	25	DaSilva, Justin	0	1	0	2	+1	2
24	Jensen, Nate	0	0	2	-1	0	0	26	Johnson, Matt	0	1	0	4	0	0
25	Bailey, Casey	1	1	3	+2	0	3	37	Schilkey, Nick	1	0	5	+1	1	
26	Williamson, Mike	1	0	1	+1	1	1	44	Greco, Anthony	0	1	0	6	+1	0
28	Holstrom, Taylor	1	2	0	1	+2	1	47	Healey, Josh	0	2	0	1	+2	2
31	Musico, PJ	dnp	dnp	dnp	dnp	dnp	dnp	1	Davis, Logan	dnp	dnp	dnp	dnp	dnp	dnp
34	McAdam, Eamon	dnp	dnp	dnp	dnp	dnp	dnp	31	Tomkins, Matt	dnp	dnp	dnp	dnp	dnp	dnp
Totals		3	6	4	27	-5	10	Totals		5	8	2	44	+5	13

### GOALTENDERS

#	Penn State	Dec	Min	GA	1	2	3	Saves	#	Ohio State	Dec	Min	GA	1	2	3	Saves
31	Skoft, Matthew	L	58:27	5	14	12	13	39	30	Frey, Christian	W	59:53	3	8	11	5	24
	EMPTY NET			1:33	0	0	0	0					0:07	0	0	0	0

### PENALTY SUMMARY

Prd	Player	Team	Min/Offense	Time	Prd	Player	Team	Min/Offense	Time
2nd	Jensen, Nate	PSU	2.Chr. Roughing	02:40 PP	2nd	Varley, Connor	PSU	2.Boarding	03:46 PP
2nd	Weis, Matthew	OSU	2.Tripping	03:03 PP					

Win-Frey, Christian (7-10-1). Loss-Skoft, Matthew (7-6-2).  
Ohio State timeout, 15:15/2nd

## GAME 33 (MARCH 6, 2015): PENN STATE 6, MICHIGAN 4

Michigan (19-12-0, 11-6-0-0) vs. Penn State (17-12-4, 9-7-1-0)  
Date: Mar 06, 2015 • Location: University Park, Pa. • Arena: Pegula Ice Arena  
Attendance: 6011 • Start time: 7:07 pm • End time: 9:30 pm • Total time: 2:23

Prd	Time	Team	Scored by	Assists	Vis. on ice	Home on ice	Goals by Period
1st	03:13	PSU	EV Scheid, Eric/14	Richard, Dylan/13 Conway, Scott/16	11,25,24,12,20	19,10,12,24,2	MICH 0 2 2 4 PSU 3 2 1 6
1st	07:48	PSU	EV Goodwin, David/14	Olczyk, Tommy/1 Jensen, Nate/7	13,11,10,24,19	9,14,25,24,2	
1st	10:46	PSU	PP Bailey, Casey/22	Autio, Erik/9 Scheid, Eric/13	5,7,9,6	25,10,11,17,12	
2nd	03:48	PSU	PP Conway, Scott/9	Conpher, JT/11 Jong, Nolan De/7	7,9,3,4	10,20,29,15	
5th	16:10	MICH	PP Selman, Justin/10	Conpher, JT/11 Motte, Tyler/19	9,21,17,14,10	21,27,3,2,22	
7th	19:28	PSU	EV Richard, Dylan/8	Downing, Michael/15 Varley, Connor/6	10,14,5,7,9	19,22,3,12	
8th	00:44	MICH	EV Larkin, Dylan/13	Hyman, Zach/29 Shuart, Max/10	19,11,10,13,21	25,15,31,22	
9th	03:00	PSU	PP Jensen, Nate/2	McAdam, Eamon/1 Lynch, Travis/3	4,7,24,11	24,11,25,9,17	
10th	19:45	MICH	EV Martin, Cutler/5	McAdam, Eamon/1 Lynch, Travis/3	4,25,20,24,39	27,21,24,17,2	

### TEAM SUMMARY

#	Michigan	G	A	PI	Sh +/-	BI	#	Penn State	G	A	PI	Sh +/-	BI		
3	Chlason, Mike	0	0	0	0	0	0	2	Varley, Connor	0	1	6	0	+2	0
4	Martin, Cutler	1	0	0	1	+1	0	3	Koudys, Patrick	0	0	2	3	-1	1
5	Downing, Michael	0	1	2	4	0	2	9	Goodwin, David	1	0	2	3	+1	0
6	Servillo, Brennan	0	0	0	1	1	0	10	Conway, Scott	1	1	2	3	+1	0
7	Conpher, JT	0	1	2	6	0	0	11	Glen, David	0	1	2	3	-1	1
9	Copp, Andrew	0	2	4	0	0	0	12	Richard, Dylan	0	4	2	-1	1	
10	Selman, Justin	1	1	0	5	-1	1	13	Brooks, Kenny	0	0	0	1	0	0
11	Hyman, Zach	0	1	0	3	-2	0	14	Olczyk, Tommy	0	1	0	3	+2	0
12	Nieves, Cristoval	0	0	0	1	-1	0	15	Loik, Curtis	0	0	0	3	-1	1
13	Werencki, Zach	0	0	0	3	-1	1	17	Saar, Zach	0	0	2	-1	1	
14	Motte, Tyler	0	1	2	4	0	0	19	Scheid, Eric	1	2	0	5	+2	1
19	Larkin, Dylan	1	0	2	6	+1	0	20	Autio, Erik	0	1	0	3	0	2
20	Lynch, Travis	0	1	0	0	1	1	21	DeRosa, Ricky	0	0	0	1	1	0
21	Jong, Nolan De	0	1	0	0	+2	2	22	Thompson, David	0	0	0	1	0	0
23	Kile, Alex	0	0	0	3	0	0	24	Jensen, Nate	1	1	2	+2	2	
24	Lohan, Kevin	0	1	2	2	0	0	25	Bailey, Casey	1	0	2	7	0	1
25	Shuart, Max	0	1	0	2	0	0	26	Williamson, Mike	0	0	0	0	0	1
29	Dancs, Dexter	0	0	2	1	+1	0	27	Gardiner, Max	0	0	0	0	-1	1
35	Nagelvoort, Zach	dnp	dnp	dnp	dnp	dnp	dnp	34	McAdam, Eamon	0	1	2	0	0	0
Totals		4	8	16	45	-8	1	1	Musico, PJ	dnp</					

# 2014-15 PENN STATE HOCKEY




## TEAM vs. TEAM COMPARISON

Date	Opponent	Score	Goals	Shots		Penalties		Power Plays	
				Assists	Shots	Pen-Min	Pen-Min	G-Ch	G-Ch
Oct 10	CONNECTICUT	2-2	2 / 2	2 / 4	35 / 28	1-2	/ 2-4	0-1	/ 0-1
Oct 11	CONNECTICUT	7-1	7 / 1	10 / 2	42 / 29	6-23	/ 5-10	1-4	/ 0-4
Oct 17	vs Alaska Anchorage	3-3	3 / 3	5 / 6	27 / 26	4-8	/ 3-6	2-3	/ 2-4
Oct 18	at Alaska	3-4	3 / 4	6 / 7	43 / 33	2-4	/ 3-9	1-4	/ 0-2
Oct 24	HOLY CROSS	3-1	3 / 1	6 / 2	50 / 30	4-8	/ 10-20	1-9	/ 0-3
Oct 26	HOLY CROSS	7-1	7 / 1	13 / 2	45 / 29	6-12	/ 10-28	2-7	/ 0-4
Oct 30	BENTLEY	3-2	3 / 2	6 / 2	54 / 26	4-8	/ 3-6	1-3	/ 2-4
Oct 31	BENTLEY	3-2	3 / 2	4 / 4	49 / 35	4-8	/ 6-12	2-6	/ 2-4
Nov 14	at UMass Lowell	3-5	3 / 5	4 / 9	37 / 30	1-2	/ 1-2	0-1	/ 0-1
Nov 15	at UMass Lowell	4-1	4 / 1	6 / 2	31 / 25	3-6	/ 4-8	1-4	/ 1-3
Nov 21	at Michigan	3-2	3 / 2	2 / 3	28 / 40	5-10	/ 3-6	1-2	/ 0-4
Nov 22	at Michigan	1-8	1 / 8	2 / 15	42 / 45	5-10	/ 8-16	1-8	/ 0-5
Nov 29	vs Cornell	1-3	1 / 3	2 / 6	38 / 25	4-8	/ 3-9	0-2	/ 0-2
Dec 05	at Wisconsin	5-2	5 / 2	6 / 4	40 / 24	2-4	/ 5-21	2-5	/ 1-2
Dec 06	at Wisconsin	4-2	4 / 2	6 / 4	33 / 25	4-8	/ 1-2	1-1	/ 0-4
Dec 29	vs Robert Morris	2-4	2 / 4	2 / 6	37 / 33	5-21	/ 3-6	0-3	/ 2-6
Dec 30	vs Western Michigan	1-4	1 / 4	2 / 7	33 / 32	4-16	/ 5-10	0-4	/ 1-2
Jan 09	OHIO STATE	4-5	4 / 5	8 / 8	57 / 35	1-2	/ 1-2	0-1	/ 0-1
Jan 10	OHIO STATE	4-1	4 / 1	4 / 2	35 / 36	5-10	/ 4-8	1-3	/ 1-4
Jan 16	MICHIGAN STATE	2-2	2 / 2	4 / 3	50 / 35	3-6	/ 3-6	0-2	/ 0-2
Jan 17	MICHIGAN STATE	5-2	5 / 2	8 / 3	40 / 30	6-12	/ 6-15	0-6	/ 1-5
Jan 23	NORTHERN MICHIGAN	5-4	5 / 4	9 / 6	53 / 30	3-6	/ 6-12	2-6	/ 0-3
Jan 24	NORTHERN MICHIGAN	5-5	5 / 5	8 / 8	64 / 29	9-29	/ 10-31	0-6	/ 1-5
Jan 31	vs Vermont	4-2	4 / 2	8 / 4	39 / 35	6-12	/ 3-6	1-3	/ 1-6
Feb 06	WISCONSIN	5-2	5 / 2	10 / 3	37 / 37	2-4	/ 1-2	0-1	/ 0-2
Feb 07	WISCONSIN	4-1	4 / 1	7 / 2	43 / 28	7-14	/ 7-14	2-5	/ 0-5
Feb 13	at Michigan State	0-3	0 / 3	0 / 6	28 / 34	4-8	/ 4-8	0-3	/ 0-3
Feb 14	at Michigan State	2-3	2 / 3	2 / 5	42 / 29	8-16	/ 5-10	1-4	/ 2-7
Feb 20	MINNESOTA	1-2	1 / 2	2 / 4	36 / 35	4-8	/ 2-4	0-2	/ 1-4
Feb 21	MINNESOTA	4-3	4 / 3	6 / 6	33 / 36	4-8	/ 3-6	2-3	/ 2-4
Feb 27	at Ohio State	3-5	3 / 5	5 / 9	49 / 35	4-8	/ 3-6	0-2	/ 1-3
Feb 28	at Ohio State	3-5	3 / 5	6 / 8	27 / 44	2-4	/ 1-2	0-0	/ 1-2
Mar 06	MICHIGAN	6-4	6 / 4	10 / 8	43 / 45	11-22	/ 8-16	3-4	/ 2-7
Mar 07	MICHIGAN	4-3	4 / 3	8 / 6	31 / 34	6-12	/ 6-20	0-3	/ 0-4
Totals		116-99	116 / 99	189 / 176	1371 / 110	149-339	/ 148-343	28-121	/ 24-122


Note: Game totals are displayed in the format TEAM/OPPONENT for each category




# 2014-15 PENN STATE HOCKEY




**1**  
**PJ MUSICO**  
Sr. | G | 6-1 | 200




**2**  
**CONNOR VARLEY**  
Jr. | D | 5-11 | 200



**3**  
**PATRICK KOUDYS**  
Sr. | D | 6-3 | 210




**4**  
**LUKE JUHA**  
Jr. | D | 5-11 | 198




**6**  
**PETER SWEETLAND**  
Sr. | D | 6-2 | 205




**7**  
**JACOB FRIEDMAN**  
Sr. | F | 5-9 | 179




**9**  
**DAVID GOODWIN**  
So. | F | 5-10 | 190




**10**  
**SCOTT CONWAY**  
Fr. | F | 6-0 | 190




**11**  
**DAVID GLEN**  
Jr. | F | 6-1 | 186



**12**  
**DYLAN RICHARD**  
So. | F | 6-1 | 187



**13**  
**KENNY BROOKS**  
Jr. | F | 6-1 | 210



**14**  
**TOMMY OLCZYK**  
Sr. | F | 5-10 | 190




**15**  
**CURTIS LOIK**  
Jr. | F | 6-1 | 214



**17**  
**ZACH SAAR**  
So. | F | 6-5 | 236




**18**  
**JAMES ROBINSON**  
Fr. | F | 6-1 | 180



**19**  
**ERIC SCHEID**  
Jr. | F | 5-10 | 174



**20**  
**ERIK AUTIO**  
Fr. | D | 5-10 | 176



**21**  
**RICKY DeROSA**  
So. | F | 6-1 | 185



**22**  
**DAVID THOMPSON**  
So. | D | 6-2 | 217



**23**  
**JONATHAN MILLEY**  
Jr. | F | 6-4 | 246



**24**  
**NATE JENSEN**  
Sr. | D | 6-0 | 196



**25**  
**CASEY BAILEY**  
Jr. | F | 6-3 | 205




**26**  
**MIKE WILLIAMSON**  
So. | D | 6-3 | 206



**27**  
**MAX GARDINER**  
Sr. | F | 6-3 | 203



**28**  
**TAYLOR HOLSTROM**  
Sr. | F | 5-9 | 185



**31**  
**MATTHEW SKOFF**  
Jr. | G | 6-1 | 195



**34**  
**EAMON McADAM**  
So. | G | 6-2 | 199



**HC**  
**GUY GADOWSKY**  
Third Season



**AC**  
**KEITH FISHER**  
Third Season



**AC**  
**MATT LINDSAY**  
Third Season