



# BASKETBALL

## 2021-22 GAME NOTES

J.D. CAMPBELL • ASSOCIATE AD (MBB CONTACT)

JC56@INDIANA.EDU • 812-322-1437 • TWITTER/INSTAGRAM: @JDCAMZIST

### 2021-22 SCHEDULE

DATE	OPPONENT	TIME (ET)	TV/SCORE
N. 9	Eastern Michigan	6 p.m.	W, 68-62
N. 12	Northern Illinois	7 p.m.	W, 85-49
N. 17	St. John's^	9 p.m.	W, 76-74
N. 21	Louisiana	7:30 p.m.	W, 76-44
N. 23	Jackson State	7 p.m.	W, 70-35
N. 27	Marshall	7 p.m.	W, 90-79
N. 30	at Syracuse@	7 p.m.	L, 110-112 (2OT)
D. 4	Nebraska+	Noon	W, 68-55
D. 8	at #22/17 Wisconsin+	7 p.m.	L, 59-64
D. 12	Merrimack	Noon	W, 81-49
D. 18	vs. Notre Dame%	2:30 p.m.	W, 64-56
D. 22	Northern Kentucky	7 p.m.	W, 79-61
D. 29	UNC Asheville	7 p.m.	Canceled
J. 2	at Penn State+	4 p.m.	L, 58-61
J. 6	#13/12 Ohio State+	7 p.m.	W, 67-51
J. 9	Minnesota+	Noon	W, 73-60
J. 13	at Iowa+	9 p.m.	L, 74-83
J. 17	at Nebraska+	6 p.m.	W, 78-71
J. 20	Purdue+	7 p.m.	W, 68-65
J. 23	Michigan+	3:30 p.m.	L, 62-80
J. 26	Penn State+	8:30 p.m.	BTN
J. 29	at Maryland+	2:30 p.m.	FOX
F. 5	Illinois+	Noon	ESPN/2
F. 8	at Northwestern+	9 p.m.	BTN
F. 12	at Michigan State+	3:30 p.m.	FOX
F. 15	Wisconsin+	9 p.m.	ESPN/2
F. 19	at Ohio State+	Noon	ESPN
F. 24	Maryland+	7 p.m.	FS1
F. 27	at Minnesota+	6 p.m.	ESPN2/U
M. 2	Rutgers+	7 p.m.	BTN
M. 5	at Purdue+	Noon/2 p.m.	ESPN/2
M. 9-12	Big Ten Tournament!	TBD	TBD

Home games in **bold**

^ - Gavitt Game

@ - ACC/Big Ten Challenge

+ - Big Ten Conference Game

% - Crossroads Classic (Gainbridge Fieldhouse)

! - Big Ten Tournament (Gainbridge Fieldhouse)

#### UPCOMING MEDIA AVAILABILITY

DATE	OPPONENT	TIME	LOCATION
TBD	TBD	10:30 a.m.	Zoom

#### INSIDE INDIANA BASKETBALL WITH MIKE WOODSON

DATE	LOCATION	TIME
J. 31	Southern Stone Restaurant	7 p.m.



### INDIANA (14-5, 5-4 BIG) vs PENN STATE (8-8, 3-5 BIG)

Wednesday, January 26 • 8:30 p.m. ET

Simon Skjodt Assembly Hall (17,222) • Bloomington, Ind.

TV: BTN (Cory Provus and Jess Settles)

Radio: IU Radio Network (Don Fischer, Errek Suhr, Joe Smith)

Series History: Indiana leads 41-13

Last Meeting: PSU 61, IU 58 (Jan. 2, 2022 in University Park)

IU Rankings: KenPom (33rd), NET (42nd)

#### OPENING TIP

Indiana University is in its 122nd season of competition in men's basketball and will host Penn State to conclude a three-game homestand on Wednesday. The Hoosiers are coming off an 80-62 loss at home to Michigan on Sunday afternoon. Penn State fell at Iowa, 68-51, on Saturday. IU won last year's meeting in Simon Skjodt Assembly Hall, 87-85 in overtime, while Penn State won earlier this season in University Park, 61-58.

#### COACH MIKE WOODSON

IU Hall of Famer, All-American, Big Ten MVP and Indiana native **Mike Woodson** is the first Hoosier graduate to lead the program at the start of the season since Lou Watson in 1965. Woodson brings nine years of NBA head coaching experience (Atlanta Hawks and New York Knicks) back to his alma mater and worked for seven franchises as an assistant coach and won an NBA title in 2004 with the Detroit Pistons. He played 11 seasons in the NBA as a player and is the fifth all-time leading scorer in program history with 2,061 points. Nittany Lions Coach **Micah Shrewsbury** is in his first year at PSU.

#### DEFENSE LEADS THE HOOSIERS

IU is first in the Big Ten and 13th in country in field goal percentage defense (37.9%). The Hoosiers also lead the league in scoring defense (63.7) overall and in conference play (65.6).

#### ALL-AMERICAN TRAYCE JACKSON-DAVIS

Jr./So. All-American forward **Trayce Jackson-Davis** is living up to his preseason accolades averaging 18.6 points (5th in B1G), 8.6 rebounds (4th), shooting 60.1% from the floor (3rd) and contributing 52 blocked shots (1st). He set a Simon Skjodt Assembly Hall record by scoring 43 points against Marshall, breaking the previous mark (42) set by Steve Alford against Michigan State. He has had eight double-doubles this season and 30 in his career with IU posting a 23-7 record in those games. He notched four straight double-doubles for the first time in his career after he had 23 points and 12 boards at Nebraska. Jackson-Davis now has scored 1,302 points as a Hoosier, rating 30th all-time in IU lore. Despite being limited to 11 minutes due to foul trouble against No. 4/4 Purdue, he defended a game-winning shot attempt and made two free throws with 5.1 seconds left to extend the IU lead. He had 17 points and eight boards against Michigan.

#### ODDS AND TRENDS

IU's starting lineup of Jackson-Davis (78), Sr./Jr.'s **Xavier Johnson** (100), **Miller Kopp** (93), **Parker Stewart** (92) and **Race Thompson** (46) have combined for 404 career Division I starts. Off the bench, Sr./Jr.'s **Michael Durr** (85) and **Rob Phinisee** (69) have started 154 games. Thompson is ninth in the Big Ten averaging 7.5 rebounds. Stewart is shooting 45.8% from 3-point range after making 3-of-6 from long distance against Michigan. He ranks second among players who have made at least 38 3-pointers this season. Johnson averaged 16.0 points in the last two games and had eight assists compared to just two turnovers in that span. So./Fr. **Trey Galloway** has shot 50.0% from the field making 19-of-38 field goal attempts.

#### LAST YEAR AT SIMON SKJODT ASSEMBLY HALL

Phinisee hit a jumper with 13 seconds left and IU made a defensive stand as the Hoosiers escaped win an 87-85 overtime win against Penn State. PSU's Myeron Jones tied the game after converting two free throws with 43 seconds left in the extra period. IU had built up an 11-point second-half lead, but the Nittany Lions came back and led 80-79 on a Sam Sessoms jumper with 23 seconds remaining. Jackson-Davis made a free throw with seven seconds left to force overtime. Jones had 20 and Sessoms had 17 to lead PSU, while Jackson-Davis finished with 21 for the Hoosiers.



@INDIANAMBB



## SOMETHING TO REMEMBER

0	Xavier Johnson	6-3	200	G	Sr./Jr.	Woodbridge, Va./Bishop O'Connell/Pitt
	Team is 7-2 when he has two turnovers or less.					
1	Rob Phinisee	6-1	187	G+++	Sr./Jr	Lafayette, Ind./McCutcheon
	Has made three game-winning shots in his career (Butler '18, Penn State '21, Purdue '22). Made 8-of-19 3's in last two home games.					
2	Michael Durr	7-0	250	C	Sr./Jr,	Atlanta, Ga./Victory Rock Prep/South Florida
	Team is 9-3 when he scores.					
3	Anthony Leal	6-5	210	G+	So./Fr.	Bloomington, Ind./South
	Indiana Mr. Basketball in 2020.					
4	Khristian Lander	6-2	185	G+	So./Fr.	Evansville, Ind./Reitz
	Missed recent time with a sore leg.					
12	Miller Kopp	6-7	215	F	Sr./Jr.	Houston, Texas/Houston Christian/Northwestern
	Averaged 20 ppg in his last two meetings against Penn State for Northwestern.					
22	Jordan Geronimo	6-6	220	F+	So./Fr.	Newark, N.J./St. Pauls N.H.
	Shooting 52.6% from the field. Sixth in Big Ten averaging 13.2 boards per 40 minutes.					
23	Trayce Jackson-Davis	6-9	245	F++	Jr./So.	Greenwood, Ind./Center Grove
	<b>Named Midseason 3rd Team All-American by The Sporting News.</b> He is the fifth active leading scorer in the country (1,302) and is first in free throw attempts (519) and second in free throws made (344) since 2019-20. He has shot more free throws than any other player in the Big Ten this season (120). His 299 attempts in conference games are the most by any player since 2019-20.					
25	Race Thompson	6-8	228	F+++	R-Sr./Jr.	Plymouth, Minn./Armstrong
	Has made 15 of his last 18 free throws. Has scored in double-digits in 10 of his last 12 games.					
32	Trey Galloway	6-5	210	G+	So./Fr.	Culver, Ind./Culver Academies
	Averaging 6.6 points in last five games.					
45	Parker Stewart	6-5	210	G	Grad/Jr.	Union City, Tenn./Pitt/UT-Martin
	Has made nine of his last 17 three-point attempts (53.8%).					
51	Logan Duncomb	6-9	235	C	Fr./Fr.	Cincinnati, Ohio/Archbishop Moeller
53	Tamar Bates	6-5	180	G	Fr./Fr.	Kansas City, Kan./IMG Academy
	Shooting 35.7% from long distance (10-of-28) in 11 home games.					

## LAST TIME AT PENN STATE

- Indiana had a chance to take the lead and tie the game in the final seconds before falling on the road.
- 13 of Indiana's 23 baskets came on an assist.
- Seven of the 10 Hoosiers who played tonight scored at least one basket.
- Indiana only committed six turnovers for the game, a season-low.
- Trayce Jackson-Davis led Indiana in scoring with 20 points on 8-of-18 shooting from the field while also recording five rebounds, three assists, two blocks, and a steal.
- Race Thompson added nine points while leading the team in rebounding with 10 boards.
- Xavier Johnson was productive on both ends of the floor as he had nine points, four assists, three rebounds, and two steals.
- Rob Phinisee also had nine points, including a clutch 3-pointer to make it a one-point game with 1:33 left in the second half.
- Miller Kopp chipped in five points, a steal, assist, and rebound.
- Parker Stewart provided two points and two assists.
- Jordan Geronimo had four points and three rebounds off the bench.
- Michael Durr grabbed two rebounds for the game.
- Tamar Bates got six minutes of playing time, while Anthony Leal registered five minutes in the game.



**ROSTER**

**NUMERICAL**

#	Name	Ht.	Wt.	Pos.	Yr./Elig.	Twitter	Instagram	Hometown/High School/Previous
0	Xavier Johnson	6-3	200	G	Sr./Jr.	@xavierjohnson	@thexavierj0	Woodbridge, Va./Bishop O'Connell/Pitt
1	Rob Phinisee	6-1	187	G+++	Sr./Jr.	@robphinisee1	@robphinisee1	Lafayette, Ind./McCutcheon
2	Michael Durr	7-0	250	C	Sr./Jr.	@mikeproboud	@mikeproboud	Atlanta, Ga./Victory Rock Prep/South Florida
3	Anthony Leal	6-5	210	G+	So./Fr.	@anthonyl3al	@anthonyl3al	Bloomington, Ind./South
4	Khristian Lander	6-2	185	G+	So./Fr.	@khristianlander	@khristianlander	Evansville, Ind./Reitz
5	Michael Shipp*	6-3	190	G++	Jr./So.	@michaelshipp04	@shipp_04	Cincinnati, Ohio/Archbishop Moeller
11	Shaan Burke*	6-3	185	G	Fr./Fr.	@BurkeShaan	@shaan.burke	San Diego, Calif./Vista
12	Miller Kopp	6-7	215	F	Sr./Jr.	@miller_kopp	@millerkopp	Houston, Texas/Houston Christian/Northwestern
14	Nathan Childress*	6-6	212	F++	Jr./So.	@nchildress13	@nate.chilly	Zionsville, Ind./Zionsville
15	Sebastien Scott*	6-2	185	G	So./Fr.	@sebastienrscott	@sebastien.scott	Danville, Calif./San Ramon Valley
22	Jordan Geronimo	6-6	220	F+	So./Fr.	@jordangeronimo2	@jordangeronimo22	Newark, N.J./St. Pauls N.H.
23	Trayce Jackson-Davis	6-9	245	F++	Jr./So.	@traycejackson	@trayce.jackson	Greenwood, Ind./Center Grove
25	Race Thompson	6-8	228	F+++	R-Sr./Jr.	@racethompson01	@race_thompson	Plymouth, Minn./Armstrong
32	Trey Galloway	6-5	210	G+	So./Fr.	@TreyGalloway32	@trey_galloway	Culver, Ind./Culver Academies
45	Parker Stewart	6-5	210	G	Grad/Jr.	@parkerstew	@_PSTEW	Union City, Tenn./Pitt/UT-Martin
51	Logan Duncomb	6-9	235	C	Fr./Fr.	@loganduncomb	@logan_duncomb	Cincinnati, Ohio/Archbishop Moeller
53	Tamar Bates	6-5	180	G	Fr./Fr.	@tbates_11	@tamarbates	Kansas City, Kan./IMG Academy

**ALPHABETICAL**

#	Name	Ht.	Wt.	Pos.	Yr./Elig.	Twitter	Instagram	Hometown/High School/Previous
53	Tamar Bates	6-5	180	G	Fr./Fr.	@tbates_11	@tamarbates	Kansas City, Kan./IMG Academy
11	Shaan Burke*	6-3	185	G	Fr./Fr.	@BurkeShaan	@shaan.burke	San Diego, Calif./Vista
14	Nathan Childress*	6-6	212	F++	Jr./So.	@nchildress13	@nate.chilly	Zionsville, Ind./Zionsville
51	Logan Duncomb	6-9	235	C	Fr./Fr.	@loganduncomb	@logan_duncomb	Cincinnati, Ohio/Archbishop Moeller
2	Michael Durr	7-0	250	C	Sr./Jr.	@mikeproboud	@mikeproboud	Atlanta, Ga./Victory Rock Prep/South Florida
32	Trey Galloway	6-5	210	G+	So./Fr.	@TreyGalloway32	@trey_galloway	Culver, Ind./Culver Academies
22	Jordan Geronimo	6-6	220	F+	So./Fr.	@jordangeronimo2	@jordangeronimo22	Newark, N.J./St. Pauls N.H.
23	Trayce Jackson-Davis	6-9	245	F++	Jr./So.	@traycejackson	@trayce.jackson	Greenwood, Ind./Center Grove
0	Xavier Johnson	6-3	200	G	Sr./Jr.	@xavierjohnson	@thexavierj0	Woodbridge, Va./Bishop O'Connell/Pitt
12	Miller Kopp	6-7	215	F	Sr./Jr.	@miller_kopp	@millerkopp	Houston, Texas/Houston Christian/Northwestern
4	Khristian Lander	6-2	185	G+	So./Fr.	@khristianlander	@khristianlander	Evansville, Ind./Reitz
3	Anthony Leal	6-5	210	G+	So./Fr.	@anthonyl3al	@anthonyl3al	Bloomington, Ind./South
1	Rob Phinisee	6-1	187	G+++	Sr./Jr.	@robphinisee1	@robphinisee1	Lafayette, Ind./McCutcheon
15	Sebastien Scott*	6-2	185	G	So./Fr.	@sebastienrscott	@sebastien.scott	Danville, Calif./San Ramon Valley
5	Michael Shipp*	6-3	190	G++	Jr./So.	@michaelshipp04	@shipp_04	Cincinnati, Ohio/Archbishop Moeller
45	Parker Stewart	6-5	210	G	Grad/Jr.	@_PSTEW	@parkerstew	Union City, Tenn./Pitt/UT-Martin
25	Race Thompson	6-8	228	F+++	R-Sr./Jr.	@racethompson01	@race_thompson	Plymouth, Minn./Armstrong

\* Non-Scholarship | + Letters Earned

**Pronunciation Guide**

Phinisee - "FIN-ih-see"  
 Shaan - "Shawn"  
 Xavier - "X-zavier"

**Head Coach:** Mike Woodson (First season - Indiana, '80)

**Assistant Coach:** Dane Fife (Third season - Indiana, '02)

**Assistant Coach:** Kenya Hunter (Second season - Duquesne, '96)

**Assistant Coach:** Yasir Rosemond (First season - Oregon, '03)

**Athletic Trainer:** Tim Garl (41st season - Alabama '78)

**Director of Athletic Performance:** Clif Marshall (Fifth season - Louisville, '05)

**Director of Basketball Administration:** Armond Hill (First season - Princeton, '05)

**Team and Recruiting Coordinator:** Brian Walsh (Fifth season - Akron, '13)

**Director of Basketball Operations:** Benny Sander (Fifth season - Arizona, '15)

**Team and Recruitment Analyst:** Mike Stump (First season - Kentucky '17)

**Graduate Manager:** Isaac Green (First season - Indiana '21)

**Graduate Manager:** Jacob Herra (First season - Wichita State '21)

**Graduate Manager:** Nick Russell (First season - SMU '14)



SERIES HISTORY

INDIANA LEADS 41-13

Table showing game results between Indiana and Penn State from 1978 to 2022, including date, score, and location.

\* - number of overtimes played



Official Basketball Box Score - Final
Indiana at Penn St.
01/02/22 Bryce Jordan Center, University Park, Pa.
2021-22 Men's Basketball

Game Time: 4:00 PM
Game Duration: 1:58
Attendance: 6,844

Officials: D.J. Carstensen, Courtney Green, Brandon Cruz

Box score for Indiana vs Penn State (10-3 (1-2)). Includes player stats for FG, 3P, FT, Rebounds, Fouls, TP, AS, TO, ST, Blocks, BS, BA, +/-.

Shooting By Period for Indiana vs Penn State. Includes 1st, 2nd, 3rd, 4th quarter FG%, 3PT%, FT%, and GM FG%.

Box score for Penn State vs Indiana (6-5 (1-2)). Includes player stats for FG, 3P, FT, Rebounds, Fouls, TP, AS, TO, ST, Blocks, BS, BA, +/-.

Shooting By Period for Penn State vs Indiana. Includes 1st, 2nd, 3rd, 4th quarter FG%, 3PT%, FT%, and GM FG%.

Technical Fouls: NONE
IND PSU
Biggest lead 5 (1st 14:09) 10 (2nd 10:28)
Best Scoring Run 9 (2nd 6:10) 7 (2nd 19:25)
Lead Changes 9
Times Tied 8
Time with Lead 15:54 17:22
Turnovers from IND 18 PSU 8
Paint 28 14
Second Chance 13 11
Fast Breaks 9 5
Bench 13 22
IND 26 32 58
PSU 27 34 61

ACTIVE INDIANA PLAYERS CAREER VS. PENN STATE

Table of career statistics for active Indiana players against Penn State, including GP-GS, min, avg, fg-fga, fg%, 3fg-fga, 3fg%, ft-fa, ft%, off, def, tot, avg, pf, dq, a, to, blk, stl, pts, avg.

ACTIVE PENN STATE PLAYERS CAREER VS. INDIANA

Table of career statistics for active Penn State players against Indiana, including GP-GS, min, avg, fg-fga, fg%, 3fg-fga, 3fg%, ft-fa, ft%, off, def, tot, avg, pf, dq, a, to, blk, stl, pts, avg.





**RECENT TOP IU NON-CONFERENCE RECORDS**

2007-08: 12-1 2011-12: 13-0 2012-13: 12-1 2019-20: 10-1 2021-22: 9-1

**SIMON SKJODT ASSEMBLY HALL RECORDS**

**Points**

43, **Trayce Jackson-Davis vs. Marshall, 2021**

42, Steve Alford vs. Michigan State, 1987

40, Ted Kitchel, vs. Illinois, 1981

**Field Goals**

18, **Trayce Jackson-Davis vs. Marshall, 2021**

Steve Downing vs. Illinois, 1973

**IU All-Time Single Game Scoring**

1.	56	Jimmy Rayl	Michigan State	2/23/63
	56	Jimmy Rayl	Minnesota	1/27/62
3.	48	<b>Mike Woodson</b>	<b>at Illinois</b>	<b>3/3/79</b>
4.	47	Steve Downing	Kentucky	12/11/71
	47	Don Schlundt	Ohio State	3/5/55
6.	47	Don Schlundt	Ohio State	1/18/54
7.	45	George McGinnis	Northern Illinois	2/1/71
8.	44	Jimmy Rayl	at Michigan State	1/5/63
	44	Jimmy Rayl	Wisconsin	2/12/62
10.	43	<b>Trayce Jackson-Davis</b>	<b>Marshall</b>	<b>11/27/21</b>
11.	42	Steve Alford	Michigan State	2/4/87
	42	Dick VanArsdale	vs. Notre Dame*	12/4/63
	42	Walt Bellamy	at Illinois	2/22/60
14.	41	Alan Henderson	at Michigan State	3/9/94
	41	Scott May	at Wisconsin	2/26/76
	41	Steve Downing	Illinois	2/12/73
	41	George McGinnis	San Jose State	12/29/70
	41	Jimmy Rayl	at DePaul	1/28/62
	41	Don Schlundt	SMU	12/13/54
	41	Don Schlundt	vs. Notre Dame**	3/14/53
21.	40	Ted Kitchel	Illinois	1/10/81

**BOTH TEAMS OVER 100 POINTS**

1. at Syracuse. L, 112-110 (2OT) – November 30, 2021.
2. vs Penn State. W, 110-102 (3OT) – February 1, 2017.
3. vs Northern Illinois. W, 113-112 – February 1, 1971.
4. at Notre Dame. W, 106-103 – December 15, 1970.
5. at Michigan State. L, 107-103 – January 11, 1964.
6. VS Notre Dame (Fort Wayne). W, 108-102 – December 4, 1963.
7. vs Illinois. W, 103-100 – February 16, 1963.
8. at Illinois. L, 104-101 – February 4, 1963.
9. vs Minnesota. W, 105-104 – January 27, 1962.
10. at Minnesota. L, 104-100 – January 8, 1962.

**ALL-TIME OVERTIME GAMES (SINCE 1971)**

1. at Syracuse. L, 112-110 (2OT) – November 30, 2021.
2. at Northwestern. W, 79-76 (OT) – February 10, 2021.
3. vs Illinois. L, 75-71 (OT) – February 2, 2021.
4. at Wisconsin. L, 80-73 (2OT) – January 7, 2021.
5. vs Penn State. W, 87-85 (OT) – December 30, 2020.
6. at Florida State. L, 69-67 (OT) – December 9, 2020.
7. vs Nebraska. W, 96-90 (OT) – December 13, 2019.
8. vs Wisconsin. W, 75-73 (2OT) – February 26, 2019.
9. at Iowa. L, 76-70 (OT) – February 22, 2019.
10. at Michigan State. W, 79-75 (OT) – February 2, 2019.
11. vs Ohio State. L, 80-78 (2OT) – February 23, 2018.
12. vs Notre Dame (Indianapolis). W, 80-77 (OT) – December 16, 2017.
13. at Iowa. L, 96-90 (OT) – February 21, 2017.
14. vs Penn State. W, 110-102 (3OT) – February 1, 2017.
15. at IPFW. L, 71-68 (OT) – November 22, 2016.
16. at Wisconsin. L, 82-79 (OT) – January 26, 2016.
17. vs Georgetown (New York City). L, 91-87 (OT) – December 27, 2014.
18. at Illinois. L, 83-80 (OT) – December 31, 2013.
19. vs Butler (Indianapolis). L, 88-86 (OT) – December 15, 2012.

20. VS Georgetown (Legends Classic- Brooklyn). W, 82-72 (OT) – November 20, 2012.
21. at Michigan State. L, 84-83 (OT) – January 30, 2011.
22. vs Northwestern. W, 88-80 (OT) – March 6, 2010.
23. vs Minnesota. W, 81-78 (OT) – January 17, 2010.
24. vs Michigan. L, 72-66 (OT) – January 7, 2009.
25. at Penn State. L, 68-64 (OT) – March 9, 2008.
26. at Illinois. W, 83-79 (2OT) – February 7, 2008.
27. vs Illinois (Chicago). L, 58-54 (OT) – March 9, 2007.
28. vs Michigan State. W, 78-74 (OT) – February 27, 2005.
29. at Purdue. W, 75-73 (OT) – January 15, 2005.
30. vs Iowa. L, 84-82 (OT) – February 7, 2004.
31. at Minnesota. W, 86-81 (OT) – January 24, 2004.
32. vs Xavier (Indianapolis). W, 80-77 (OT) – November 29, 2003.
33. vs Iowa. W, 91-88 (OT) – March 1, 2003.
34. vs Michigan State. L, 67-62 (OT) – February 8, 2003.
35. vs Maryland. W, 80-74 (OT) – December 3, 2002.
36. at Penn State. W, 85-78 (OT) – February 3, 2001.
37. at Minnesota. L, 78-74 (OT) – January 20, 2001.
38. vs Michigan State. W, 81-79 (OT) – February 26, 2000.
39. at Michigan State. L, 77-71 (OT) – January 11, 2000.
40. vs Notre Dame. W, 81-64 (OT) – November 30, 1999.
41. at Illinois. W, 70-64 (OT) – February 24, 1999.
42. at Northwestern. W, 69-62 (OT) – February 13, 1999.
43. vs Purdue. L, 86-81 (OT) – February 9, 1999.
44. at Penn State. W, 98-95 (2OT) – January 31, 1999.
45. at Minnesota. L, 90-83 (OT) – January 26, 1999.
46. vs Kentucky (Louisville). L, 70-61 (OT) – December 8, 1998.
47. at Notre Dame. W, 76-72 (OT) – December 1, 1998.
48. vs Oklahoma (Washington DC). W, 94-87 (OT) – March 12, 1998.
49. Purdue. L, 89-87 (OT) – February 18, 1997.
50. at Michigan. W, 84-81 (OT) – February 16, 1997.
51. vs Minnesota. L, 96-91 (OT) – January 8, 1997.
52. vs Butler. W, 89-84 (OT) – December 23, 1996.
53. at Notre Dame. L, 80-79 (OT) – November 29, 1994.
54. vs Ohio State. W, 87-83 (OT) – February 2, 1994.
55. at Purdue. L, 83-76 (OT) – January 18, 1994.
56. at Kansas. L, 86-83 (OT) – December 22, 1993.
57. at Ohio State. L, 81-77 (OT) – February 23, 1993.
58. at Penn State. W, 88-84 (2OT) – February 9, 1993.
59. vs Florida State. W, 81-78 (OT) – November 25, 1992.
60. vs Purdue. L, 81-79 (OT) – January 13, 1990.
61. at Wisconsin. W, 86-85 (3OT) – February 16, 1987.
62. vs Purdue. W, 71-70 (OT) – January 23, 1986.
63. vs Minnesota. W, 74-72 (OT) – February 11, 1984.
64. at Michigan State. W, 70-62 (OT) – January 19, 1984.
65. vs Illinois. W, 73-68 (OT) – January 11, 1984.
66. vs Kansas State. W, 56-53 (OT) – December 21, 1983.
67. at Minnesota. W, 56-53 (OT) – January 29, 1981.
68. at Michigan. L, 55-52 (OT) – January 15, 1981.
69. vs Ohio State. W, 76-73 (OT) – March 2, 1980.
70. vs Michigan. W, 63-61 (OT) – January 10, 1980.
71. at Wisconsin. W, 68-62 (OT) – February 17, 1979.
72. at Ohio State. L, 66-63 (OT) – January 27, 1979.
73. vs Kentucky. W, 68-67 (OT) – December 16, 1978.
74. vs Michigan. W, 72-67 (OT) – February 7, 1976.
75. vs Toledo (St. Louis). W, 73-72 (OT) – March 17, 1974.
76. at Wisconsin. W, 84-76 (OT) – February 12, 1972.
77. vs Wisconsin. L, 66-64 (OT) – January 15, 1972.
78. vs Kentucky (Louisville). 90-89 (2OT) – December 11, 1971.

**REBOUND MARGIN (SINCE 96-97)**

<b>12/12/2021</b>	<b>Indiana vs Merrimack</b>	<b>+38 (54-16)</b>
11/19/2016	(6)Indiana vs Liberty	+35 (55-20)
11/13/2015	(15)Indiana vs Eastern Illinois	+34 (51-17)
11/18/2005	(23)Indiana vs Nicholls	+34 (55-21)
12/29/2007	(13)Indiana vs Chicago State	+30 (56-26)



**TEAM FIELD GOAL % (50% OR BETTER)**

1. vs. Northern Kentucky: 58.2%
2. vs. Marshall: 57.6%
3. at Syracuse: 55.1%
4. at Nebraska: 54%
5. vs. Louisiana: 53.8%
6. vs. St. John's: 51.7%
7. vs. Merrimack: 51.9%
8. at Iowa: 50.9%

**TEAM 3-POINT FIELD GOAL% (40% OR BETTER):**

1. vs. Marshall: 53.3%
2. vs. Louisiana: 52.6%
3. at Syracuse: 40.7%
4. vs. Jackson State: 40%
4. vs. Notre Dame: 40%

**TEAM FREE THROW % (80% OR BETTER):**

1. vs. Ohio State: 83.3%
2. vs. Nebraska: 82.4%

**ANY HALF WITH 60% FIELD GOAL % OR BETTER:**

1. Second Half at Syracuse: 74.1%
2. Second Half vs. Marshall: 64.3%
2. Second Half vs. Northern Kentucky: 64.3%
4. First Half at Nebraska: 61.5%
5. First Half vs. Louisiana: 60.9%

**DEFENSIVE FG% TOP FIVE HALVES:**

1. First Half vs. Louisiana: 11.8%
2. First Half vs. Northern Kentucky: 15.6%
3. First Half vs. Jackson State: 19.2%
4. Second Half vs. Jackson State: 21.9%
5. First Half vs. Eastern Michigan: 22.6%

**Best of the rest:**

- First Half vs. Northern Illinois: 23.8%
- First Half vs. St. John's: 33.3%
- Second Half vs. Louisiana: 25.6%
- First Half vs. Nebraska: 30%
- First Half at. Wisconsin: 31.3%
- First Half vs. Merrimack: 34.5%
- Second Half vs. Merrimack: 24%
- Second Half vs. Notre Dame: 33.3%
- Second Half vs. Ohio State: 26.1%

**DOUBLE-DOUBLES**

- 21/14, Trayce Jackson-Davis vs. Eastern Michigan
- 18/10, Trayce Jackson-Davis vs. St. John's
- 31/16, Trayce Jackson at Syracuse
- 17/12, Trayce Jackson-Davis vs. Notre Dame
- 27/12, Trayce Jackson-Davis vs. Ohio State
- 13/12, Trayce Jackson-Davis vs. Minnesota
- 18/11, Trayce Jackson-Davis at Iowa
- 23/12, Trayce Jackson-Davis at Nebraska
- 12/10, Race Thompson vs. NIU
- 17/12, Race Thompson at Syracuse
- 11/11, Race Thompson vs. Nebraska
- 13/13, Jordan Geronimo vs. Merrimack

**CAREER 20-POINT GAMES**

- Trayce Jackson-Davis, 28
- Xavier Johnson, 16 (played 3 years at Pitt)
- Parker Stewart, 14 (Played at Pitt and UT Martin)
- Miller Kopp, 9 (played 3 years at Northwestern)
- Rob Phinisee, 1

**CAREER DOUBLE FIGURE REBOUND GAMES**

- Trayce Jackson-Davis, 30
- Race Thompson, 11
- Jordan Geronimo, 2
- Parker Stewart, 2

**DOUBLE-FIGURE BENCH POINTS**

- Rob Phinisee, 20 vs. Purdue
- Tamar Bates, 13 vs. Nebraska
- Jordan Geronimo, 13 vs. Merrimack
- Rob Phinisee, 13 vs. Minnesota
- Tamar Bates, 11 vs. St. John's
- Tamar Bates, 10 vs. Louisiana
- Trey Galloway, 10 at Iowa
- Jordan Geronimo, 10 at Nebraska
- Rob Phinisee, 10 vs. Northern Kentucky

**DEFICITS OVERCOME IN WINS**

- 12 vs. Marshall
- 10 vs. Nebraska
- 9 vs. Notre Dame
- 8 vs. Ohio State
- 8 vs. Purdue

**LEADS GIVEN UP IN LOSSES**

- 22 at Wisconsin
- 11 at Iowa
- 5 at Penn State
- 4 at Syracuse



**EXPERIENCE MATTERS**

Team Doctor **Larry Rink** (42 years) and Athletic Trainer **Tim Garl** (41 years) boast 83 combined years of service to the program.

Coach **Mike Woodson** (20 years) and Assistant AD for Basketball Administration **Armond Hill** (17 years) have a combined 37 years of coaching experience at the NBA level. Woodson won an NBA title with the 2004 Pistons and Hill was on the staff of the world champion 2009 Celtics.

**FORMER NBA PLAYERS COACHING AT ALMA MATER**

**Mike Woodson | Indiana**  
 Speedy Claxton | Hofstra  
 Hubert Davis | North Carolina  
 Patrick Ewing | Georgetown  
 Penny Hardaway | Memphis  
 Juwan Howard | Michigan  
 Aaron McKie | Temple

**HOOSIERS AND KANSAS TO PLAY IN 2022, 2023**

Indiana and Kansas, two of the most historically significant programs in college basketball, have agreed to a home-and-home series which will begin Saturday, December 17, 2022 in Allen Fieldhouse in Lawrence, Kan. The Jayhawks will visit Simon Skjodt Assembly Hall on Saturday, December 16, 2023 in the return matchup in Bloomington.

This will be the third time that the two teams, who have won eight combined NCAA Champions (5 for IU, 3 for Kansas), have scheduled a home-and-home series. Both games will take place after finals week at IU.

"I'm extremely excited for our program to have the opportunity to play a home-and-home series against a team that is rich in tradition like the University of Kansas," said first-year head coach Mike Woodson. "I think it's wonderful for the players and coaches in both programs to play these games in such iconic buildings like Simon Skjodt Assembly Hall and Allen Fieldhouse."

Indiana holds an 8-6 lead in the series which began with the Hoosiers defeating the Jayhawks in the 1940 and 1953 NCAA Championship game. IU also won the next four games as each team visited the other's campus from 1971-74. The Jayhawks won the next five meetings beginning with the ECAC Holiday Festival in New York in 1981, the NCAA Regional Semifinals in Charlotte in 1991, at the RCA Dome in Indianapolis in 1992 and in the NCAA Regional Finals in St. Louis in 1993. The Hoosiers lost in overtime in at Kansas in December 1993, but won the return game in Bloomington in December, 1994. Kansas won the next meeting in 1995 in Kansas City and IU won the last meeting in overtime in 2016 in the Armed Forces Classic in Honolulu.

**HOOSIERS SIGN 3 TO NATIONAL LETTERS OF INTENT**

Indiana University men's basketball coach **Mike Woodson** has announced the signing of three players to national letters of intent to play basketball and attend Indiana University beginning in the fall of 2022. The first-year head coach and his staff welcome 6-8 forward **Kaleb Banks** (Fayetteville, Ga./Fayette County), 6-5 guard **C.J. Gunn** (Indianapolis/Lawrence North) and 6-5 guard **Jalen Hood-Schifino** (Charlotte, N.C./Montverde Academy (FL)) to IU.

The recruiting class is ranked 16th in the country by 247Sports and 22nd by Rivals.com.

**Mike Woodson on the Recruiting Class:**

"I'm very excited to have these young men join our program and to have the opportunity to attend what I feel is the greatest University in the country. As a group, we are bringing in versatile players who have a great work ethic and tremendous attitudes. We believe they will continue to get better and improve themselves not only as players but as people as well. They have been well-coached and want to be challenged. They will fit right in with who we have in the program and are excited to be a part of something special here at Indiana. I think our coaching staff has done an outstanding job of identifying players who can thrive in our environment athletically, socially, and academically and we welcome them and their families to Hoosier Nation."

**Kaleb Banks**

**F 6-8 215**

**Fayetteville, Ga. (Fayette County)**

Ranked #81: ESPN, #95: 247, #121: Rivals.com  
 Was integral part of Class 4A State runner-up team under coach Andre Flynn... averaged 23.5 points and 8.5 rebounds per game as a junior... hit 40 three-pointers and shot 63% from the field overall... won Region 5-AAAA player of the year... named First Team All-State in Class 4A... played AAU in the off-season for coach Greg Robinson of the Atlanta Celtics... son of Kendra Banks.

**Woodson on Banks:**

"Kaleb is someone who continues to improve his game and has a tremendous future in basketball. He is a very versatile player both offensively and defensively. His ability to score the basketball and create for him and his teammates is something that was very attractive to our staff. He is a tough-minded player who plays with great confidence and will be an impactful part of our program. I love the way he carries himself and shows his love for what he does."

**C.J. Gunn**

**G 6-5 175**

**Indianapolis, Ind. (Lawrence North)**

**Ranked #130: 247**

Helped lead Lawrence North to an Indiana Class 4A state runner-up appearance in 2021 under legendary coach Jack Keefer... averaged 13.9 points, 4.6 rebounds, 1.7 assists per game as a junior ... shot 38% from long distance... had 33 points and made a school-record nine three-pointers in a game against Ft. Wayne Snider... named an Indiana Junior All-Star and to the Indiana Basketball Coaches Association Underclass All-State Supreme 15 ... played AAU for Spiece Indy Heat under coach Ryan Owens prior to his senior season... son of Christopher and Linda Gunn.

**Woodson on Gunn:**

"C.J. is a local kid who has tremendous love for Indiana University. He's loyal and dedicated and will bring size and athleticism to the wing position. He comes from a very respected and winning high school program in Indiana and will be able to help us with his ability to play multiple positions. I think he, like the others, will have a real opportunity to grow and improve in our system. We can't wait to have the opportunity to work with him when he gets to campus."

**Jalen Hood-Schifino**

**G 6-5 210**

**Charlotte, N.C. (Montverde Academy)**

Ranked: #20: Rivals.com, #24: 247 and ESPN  
 A five-star recruit who plays for prestigious Montverde Academy in Montverde, Fla. for coach Kevin Boyle... team won the 2021 Geico High School National Title... five of his teammates also are signing Division I letters of intent... played for coach Norton Hurd IV and Team Thad, an AAU program founded by NBA player Thaddeus Young, in the off-season... son of Adrienne "Angel" Hood-Schifino.

**Woodson on Hood-Schifino:**

"Jalen has a presence about himself that makes you take notice. As a staff we loved watching him play. He displays great maturity and is a team-first guy who makes others around him better, a pure winner. He has great size for his position and is a powerful guard that plays with force. Jalen will be able to help our ball club in a variety of ways. He's a guard that can score on all 3 levels, rebound the basketball, and has tremendous defensive awareness. Like the others, we are anxious for Jalen to get to campus."



**GAME NOTES****KEY STAFF FOR THE HOOSIERS****Dane Fife, Assistant Coach**

Rejoins Indiana after spending 10 seasons under Tom Izzo at Michigan State... was the head coach at IPFW for six seasons... played four seasons at IU for Bob Knight and Mike Davis from 1999-02. Served on Hoosier staff for two more years.

**Kenya Hunter, Assistant Coach**

Enters year two with the Hoosiers after working the previous two years at UConn... also coached five seasons at Nebraska (2013-18) and was on staff at NC State.

**Yasir Rosemond, Assistant Coach**

Joins Indiana with 15 years of college basketball experience... worked two seasons under Avery Johnson at Alabama... coached at Georgia, Oregon, Samford and Seattle.

**Armond Hill, Dir. of Basketball Admin.**

Brings close to 50 years of experience as a player and coach at the highest levels... worked with Mike Woodson on the Los Angeles Clippers coaching staff from 2014-18... spent 15 seasons with Doc Rivers as a member of the coaching staffs of both the Boston Celtics (2004-13) and Los Angeles Clippers (2013-20).

**Clif Marshall, Dir. of Ath. Performance**

Enters his fifth season... longtime trainer of professional athletes, most notably several NFL standouts.

**Tim Garl, Athletic Trainer**

Enters 41st year in the program... **training room is named in his honor.**

**Dr. Larry Rink, Team Doctor**

Enters 42nd year with the team. The Dr. Lawrence D. Rink Center for Sports Medicine and Technology is named in his honor in the Memorial Stadium South Endzone.

**Brian Walsh, Team & Recruiting Coord.**

Enters fifth year with the team.

**Benny Sander, Dir. of Basketball Ops.**

Enters fifth year with the team.

**Mike Stump, Recruitment Analyst**

Enters first year with the team.

**Don Fischer, Radio Play by Play**

Enters 49th year with the team... third longest tenured ppx announcer in college basketball.

**J.D. Campbell, Assoc. AD/Communications**

Enters 15th year with the team.

**IU COACHING DEBUTS**

1922	Leslie Mann (W, Indiana Dental, 28-12)
1924	Everett Dean (L, Indiana State, 28-24)
1938	Branch McCracken (W, Ball State, 54-28)
1965	Lou Watson (W, St. Joseph's, 76-62)
1971	Bob Knight (W, Ball State, 84-77)
2000	Mike Davis (W, Pepperdine, 80-68)
2006	Kelvin Sampson (W, Lafayette, 91-66)
2008	Tom Crean (W, NW State, 83-65)
2017	Archie Miller (L, Indiana State, 90-69)
2021	Mike Woodson (W, E. Michigan, 68-62)

**RECENT IU MCDONALD'S ALL-AMERICANS**

2007	Eric Gordon
2011	Cody Zeller
2012	Yogi Ferrell
2013	Noah Vonleh
2014	James Blackmon, Jr.
2015	Thomas Bryant
2018	Romeo Langford
<b>2019</b>	<b>Trayce Jackson-Davis</b>

**HOOSIERS IN THE NBA**

Eric Gordon - Houston Rockets  
Victor Oladipo - Miami Heat  
Cody Zeller - Portland Trail Blazers  
Juwon Morgan - Maine/Boston  
Romeo Langford - Boston Celtics  
OG Anunoby - Toronto Raptors  
Thomas Bryant - Washington Wizards

**IU IN THE NAISMITH HALL OF FAME**

1960 Branch McCracken  
1966 Everett Dean  
1991 Bob Knight  
1993 Walt Bellamy  
2000 Isiah Thomas  
2014 Bob Leonard  
2017 George McGinnis

**INSIDE IU BASKETBALL WITH MIKE WOODSON**

Inside Indiana Basketball Radio Show With Mike Woodson Presented By CommunityCars.com will air on select Mondays throughout the season. The show can be heard statewide on the CareSource Radio Network from Learfield and will be broadcast live from the Southern Stone Restaurant which is located at 405 W Patterson Drive in Bloomington.

The 15 shows, which is hosted by legendary "Voice of the Hoosiers" Don Fischer, will include segments with Coach Woodson and a segment with a member of the staff. The show will also air on the program's Facebook account.

**Inside Indiana Basketball Broadcast Dates**

January 24, 31  
February 14, 21, 28  
March 7







**INDIANA ALL-TIME SCORING LIST**

1.	Calbert Cheaney	2,613*	1990-93
2.	Steve Alford	2,438	1984-87
3.	Don Schlundt	2,192	1952-55
4.	A.J. Guyton	2,100	1997-00
5.	Mike Woodson	2,061	1977-80
6.	Kevin "Yogi" Ferrell	1,986	2012-16
7.	Alan Henderson	1,979	1992-95
8.	Damon Bailey	1,741	1991-94
9.	Kent Benson	1,740	1974-77
10.	Christian Watford	1,730	2010-13
11.	Eric Anderson	1,715	1989-92
12.	Brian Evans	1,701	1993-96
13.	Scott May	1,593	1974-76
14.	Greg Graham	1,590	1990-93
15.	Randy Wittman	1,549	1979-83
16.	Archie Dees	1,546	1956-58
17.	Bracey Wright	1,498	2003-05
18.	D.J. White	1,447	2004-08
19.	Walt Bellamy	1,441	1959-61
20.	Ray Tolbert	1,427	1978-81
21.	Robert Johnson	1,413	2014-18
22.	Kirk Haston	1,406	1999-01
23.	Jimmy Rayl	1,401	1961-63
24.	Juwan Morgan	1,374	2015-19
25.	Andrae Patterson	1,365	1995-98
26.	Uwe Blab	1,357	1982-85
27.	Verdell Jones III	1,347	2009-12
28.	Ted Kitchel	1,336	1979-83
29.	Jordan Hulls	1,318	2010-13
30.	<b>Trayce Jackson-Davis</b>	<b>1,302</b>	<b>2019-pr.</b>
31.	Tom Bolyard	1,299	1961-63
32.	Joby Wright	1,272	1970-72
33.	Steve Green	1,265	1973-75
34.	Tom VanArsdale	1,252	1963-65
35.	Dick VanArsdale	1,240	1963-65
36.	James Blackmon Jr.	1,235	2015-17
37.	Steve Downing	1,220	1971-73
38.	Tom Coverdale	1,217	2000-03
39.	Jeff Newton	1,203	2000-03
40.	Quinn Buckner	1,195	1973-76
41.	Cody Zeller	1,157	2011-13
42.	Will Sheehey	1,120	2011-14
43.	Victor Oladipo	1,117	2010-13
44.	Troy Williams	1,115	2013-16
45.	Marshall Strickland	1,106	2003-06
46.	Vernon Payne	1,101	1966-68
47.	Joe Cooke	1,099	1968-69
48.	Bob Leonard	1,098	1952-54
49.	Daryl Thomas	1,095	1984-87
50.	Rick Calloway	1,073	1986-88
51.	Jay Edwards	1,038	1988-89
52.	Aljami Durham	1,031	2017-21
53.	Butch Joyner	1,030	1966-68
54.	Jared Jeffries	1,008	2001-02
55.	Matt Nover	978	1990-93
56.	Isiah Thomas	968	1980-81
57.	Luke Recker	954	1998-99
	Devonte Green	954	2016-20
59.	John Ritter	925	1971-73
60.	Wayne Radford	922	1975-78

\*Big Ten Record

**MIKE WOODSON'S RECORD WHEN...**

	AT IU	'21-'22
	W-L	W-L
Controlling the tip	12-3	12-3
Scoring first	9-3	9-3
Leading at the half	13-2	13-2
Trailing at the half	1-3	1-3
Tied at the half	0-0	0-0
Leading with 5:00 left	14-1	14-1
Trailing with 5:00 left	0-4	0-4
Tied with 5:00 left	0-0	0-0
Overtime Games	0-1	0-1
Game decided by 1-5 points	2-3	2-3
Game decided by 6-10 points	3-1	3-1
Game decided by 11-15 points	3-0	3-0
Game decided by 16+ points	6-1	6-1
Vs. ranked opponents	2-1	2-1
Vs. unranked opponents	12-4	12-4
<b>REBOUNDING</b>		
Out-rebounds opponent	12-2	12-2
Out-rebounded by opponent	1-3	1-3
Rebounds are even	1-0	1-0
<b>TURNOVERS</b>		
Forces more turnovers	4-2	4-2
Commits more turnovers	8-3	8-3
Turnovers are even	2-0	2-0
<b>FIELD GOALS</b>		
Shoots 50% or better	6-2	6-2
Shoots between 40-49%	8-0	8-0
Shoots below 40%	0-3	0-3
<b>THREE-POINTERS</b>		
Shoots 50% or better	2-0	2-0
Shoots between 40-49%	2-1	2-1
Shoots below 40%	10-4	10-4
<b>FREE THROW SHOOTING</b>		
Shoots 70% or better	6-1	6-1
Shoots 60-69%	6-3	6-3
Shoots less than 60%	2-1	2-1
<b>OFFENSE</b>		
Scores less than 60 points	0-2	0-2
Scores 60-69 points	5-1	5-1
Scores 70-79 points	6-1	6-1
Scores 80+ points	3-1	3-1
<b>DEFENSE</b>		
Allows less than 60 points	7-0	7-0
Allows 60-69 points	4-2	4-2
Allows 70-79 points	3-0	3-0
Allows 80+ points	0-3	0-3
<b>BENCH SCORING</b>		
Bench out-scores opponent	10-1	10-1
Opponent bench scores more	4-4	4-4
Bench scoring is even	0-0	0-0
<b>DOUBLE FIGURE SCORING</b>		
0 in double figures	0-0	0-0
1 in double figures	1-0	1-0
2 in double figures	4-2	4-2
3 in double figures	7-0	7-0
4 in double figures	2-2	2-2
5+ in double figures	1-0	1-0
<b>BY MONTH</b>		
November	6-1	6-1
December	4-1	4-1
January	4-3	4-3
February	0-0	0-0
March	0-0	0-0
<b>DAY OF THE WEEK</b>		
Sunday	3-2	3-2
Monday	1-0	1-0
Tuesday	2-1	2-1
Wednesday	2-1	2-1
Thursday	2-1	2-1
Friday	1-0	1-0
Saturday	3-0	3-0

**ASSOCIATED PRESS TOP 25 (Week 12)**

RK	TEAM	REC	PTS
1	Auburn (45)	18-1	1,504
2	Gonzaga (15)	15-2	1,475
3	Arizona (1)	16-1	1,381
4	Baylor	17-2	1,335
5	Kansas	16-2	1,281
<b>6</b>	<b>Purdue</b>	<b>16-3</b>	<b>1,119</b>
7	UCLA	13-2	1,116
	Houston	17-2	1,116
9	Duke	15-3	1,017
<b>10</b>	<b>Michigan State</b>	<b>15-3</b>	<b>979</b>
<b>11</b>	<b>Wisconsin</b>	<b>15-3</b>	<b>894</b>
12	Kentucky	15-4	822
13	Texas Tech	15-4	766
14	Villanova	14-5	713
15	USC	16-2	711
<b>16</b>	<b>Ohio State</b>	<b>12-4</b>	<b>584</b>
17	Providence	16-2	542
18	Tennessee	13-5	419
19	LSU	15-4	399
20	Connecticut	13-4	284
21	Xavier	14-4	269
22	Marquette	14-6	177
23	Iowa State	14-5	167
<b>24</b>	<b>Illinois</b>	<b>13-5</b>	<b>155</b>
25	Davidson	16-2	132

Others receiving votes: BYU 120, Alabama 77, Texas 61, Colorado State 57, Florida State 50, Loyola Chicago 21, Oregon 19, Wake Forest 12, Murray State 10, **INDIANA 10**, Iowa 8, TCU 6, Miami (FL) 4, Saint Mary's 3, Boise State 3, Florida 3, Wyoming 2, Seton Hall 1, Iona 1

**USA TODAY COACHES POLL (Week 12)**

RK	TEAM	REC	PTS
1	Gonzaga (18)	15-2	784
2	Auburn (13)	18-1	777
3	Arizona (1)	16-1	724
4	Baylor	17-2	690
5	Kansas	16-2	667
<b>6</b>	<b>Purdue</b>	<b>16-3</b>	<b>589</b>
7	Duke	15-3	567
8	UCLA	13-2	551
9	Houston	17-2	538
<b>10</b>	<b>Michigan State</b>	<b>15-3</b>	<b>501</b>
<b>11</b>	<b>Wisconsin</b>	<b>15-3</b>	<b>466</b>
12	Villanova	14-5	423
13	Kentucky	15-4	400
14	Texas Tech	15-4	396
15	USC	16-2	333
<b>16</b>	<b>Ohio State</b>	<b>12-4</b>	<b>311</b>
17	Providence	16-2	293
18	LSU	15-4	171
19	Connecticut	13-4	165
20	Tennessee	13-5	154
<b>21</b>	<b>Illinois</b>	<b>13-5</b>	<b>155</b>
22	Colorado State	15-1	126
23	Xavier	14-4	107
24	Iowa State	14-5	99
25	Texas	14-5	73

Others receiving votes: Alabama 53, Marquette 44, BYU 36, Seton Hall 32, Davidson 30, Miami (FL) 22, Loyola Chicago 21, Oregon 18, Florida State 18, **INDIANA 17**, Boise State 14, Texas A&M 12, TCU 10; Wake Forest 9, Iowa 8, Murray State 5, San Francisco 3, Saint Mary's 2, Wyoming 1, UAB 1

**2021-22 Opponents in BOLD**



Junior/sophomore Trayce Jackson-Davis (above) bounced back to lead the Hoosiers in both points (17) and rebounds (8) against Michigan. Senior/junior Xavier Johnson (below) scored 14 points to go along with six rebounds and six assists versus the Wolverines.



LAST TIME OUT...

Postgame Notes  
Indiana vs. Michigan  
Jan. 23, 2022

- Indiana (14-5, 5-4) lost to Michigan (9-7, 3-3), 80-62, on Sunday afternoon in Simon Skjodt Assembly Hall.
- 15 of Indiana's 24 made baskets came on an assist.
- Indiana had eight steals, the fourth time this season they had eight or more takeaways.
- 32 of Indiana's 62 points came from the paint.
- Indiana made 39.3% of their field goal attempts.
- The Hoosiers will stay in Bloomington for their next game, as they'll host Penn State on Wednesday, Jan. 26 at 8:30 p.m. in Simon Skjodt Assembly Hall.
- Junior/Sophomore Trayce Jackson-Davis led Indiana in scoring with 17 points. He also grabbed eight rebounds, two blocks, and two steals.
- After tonight's performance, Jackson-Davis ranks 30th in program history for Indiana's Career All-Time Scoring List with 1,302 career points.
- Jackson-Davis has now recorded multiple blocks in 15 of 19 games this season.
- Senior/Junior Xavier Johnson had 14 points, six rebounds, six assists, and three steals.
- Redshirt Senior/Redshirt Junior Race Thompson recorded nine points, six rebounds, three assists, two blocks, and a steal.
- Redshirt Senior/Redshirt Junior Parker Stewart scored nine points while going three-of-six from the 3-point line.
- Senior/Junior Miller Kopp chipped in with five points and made both of his field goal attempts.
- Senior/Junior Michael Durr had four points and was two-of-two from the field.
- Senior/Junior Rob Phinisee provided two points and two assists.
- Sophomore/Freshman Jordan Geronimo had two points and two blocks in 11 minutes off the bench.
- Sophomore/Freshman Trey Galloway recorded three assists and two steals.
- Freshman Tamar Bates had one rebound in six minutes of play.
- Sophomore/Freshman Anthony Leal recorded one minute off the bench.
- Freshman Logan Duncomb got one minute of run off the bench.





# 50 YEARS OF SIMON SKJODT ASSEMBLY HALL

IU Athletics is set to celebrate the 50th birthday of its most iconic facility.

On Sept. 12, 1971, the doors opened for the first time at Simon Skjodt Assembly Hall, Indiana University's new \$26.6 million, 17,500-seat indoor arena. Originally designed to host athletic contests, concerts, conventions, and other large campus and community events, it welcomed many big names outside of athletics in its early days. Bob Hope, Bob Dylan, Elvis Presley, the Rolling Stones, the Eagles, and Elton John is just a sampling of the big-name entertainers that wowed crowds when the building was in its infancy. In more recent years The Dalai Lama, Barack Obama, Bill and Hillary Clinton, and John Mellencamp have filled the seats for events.

But for all the legendary performers, politicians, and dignitaries that set up stage in Simon Skjodt Assembly Hall, what the facility is best known for is serving as the home of Indiana Basketball for the last half century.

The facility's opening coincided with the arrival of legendary IU Men's Basketball Coach Bob Knight, and a nearly unequaled era of men's basketball dominance followed. Simon Skjodt Assembly Hall was home to three IU men's basketball NCAA Championship teams, 14 men's regular season Big Ten Championship teams, a 50-game winning streak from 1991-95 and a 35-game win streak from 1973-76.

For men's basketball, it has consistently attracted some of the nation's largest and loudest crowds, creating a home-court advantage and atmosphere that is second to none.

After a year away due to the COVID-19 pandemic, those large and loud crowds are set to return to Simon Skjodt Assembly Hall during the 2021-22 season. Throughout the course of the upcoming men's basketball season, fans will be treated to a birthday celebration of sorts, as many of the great moments from the last 50 years of basketball in the facility will be recognized.

Starting with Men's Basketball's Nov. 9 season opener against Eastern Michigan, IU Athletics will unveil its ranking of the top men's basketball games ever played at Simon Skjodt Assembly Hall. The game-by-game countdown, which is being sponsored by Indiana Kitchen, will culminate with the announcement of the No. 1 men's basketball game ever played in the building during the March 2, 2022, regular season home finale against Rutgers. A recap of each game, along with video and/or photos from the contest, will be played on the video board during each home contest. An expanded version of the account of the game, including commentary from former IU players who participated in the contest, will be released the following day on IU Men's Basketball's social media channels.

As each all-time great game is announced for the men's programs, the extended versions of the recaps will be available at a dedicated location: [www.iuhoosiers.com/50years](http://www.iuhoosiers.com/50years).







2021-22 SEASON STATS (ALL GAMES)

Game Records

Record	Overall	Home	Away	Neutral
ALL GAMES	14-5	12-1	1-4	1-0
CONFERENCE	5-4	4-1	1-3	0-0
NON-CONFERENCE	9-1	8-0	0-1	1-0

Score by Periods

Team	1st	2nd	OT	TOT
Indiana	697	687	22	1406
Opponents	538	649	24	1211

Team Box Score

No.	Player				Total		3-Point		F-Throw		Rebounds											
		GP-GS	MIN	AVG	FG-FGA	FG%	3FG-3FGA	3FG%	FT-FTA	FT%	OFF	DEF	TOT	AVG	PF	DQ	A	TO	BLK	STL	PTS	AVG
23	JACKSON-DAVIS, Trayce	19-19	594:06	31.3	137-228	.601	0-2	.000	79-120	.658	44	119	163	8.6	31	0	31	34	52	13	353	18.6
25	THOMPSON, Race	19-19	530:05	27.9	82-148	.554	4-29	.138	36-53	.679	40	103	143	7.5	36	0	35	29	13	20	204	10.7
0	JOHNSON, Xavier	19-19	476:08	25.1	63-152	.414	14-42	.333	54-76	.711	9	61	70	3.7	51	1	80	43	2	21	194	10.2
45	STEWART, Parker	19-18	450:42	23.7	46-105	.438	38-83	.458	10-15	.667	1	36	37	1.9	56	2	18	17	2	9	140	7.4
12	KOPP, Miller	19-19	461:52	24.3	42-109	.385	21-56	.375	21-22	.955	6	43	49	2.6	23	0	22	14	4	7	126	6.6
32	GALLOWAY, Trey	9-0	168:35	18.7	19-38	.500	3-13	.231	9-13	.692	2	14	16	1.8	14	0	17	13	2	7	50	5.6
1	PHINISEE, Rob	16-0	323:12	20.2	32-98	.327	16-54	.296	7-16	.438	9	32	41	2.6	26	1	33	20	5	14	87	5.4
22	GERONIMO, Jordan	19-0	222:52	11.7	30-57	.526	5-15	.333	16-33	.485	25	48	73	3.8	22	0	6	22	11	7	81	4.3
53	BATES, Tamar	18-0	271:36	15.1	27-73	.370	11-37	.297	8-10	.800	2	18	20	1.1	17	0	13	16	2	5	73	4.1
4	LANDER, Khristian	8-0	85:48	10.7	9-20	.450	3-9	.333	6-8	.750	0	10	10	1.3	12	0	10	14	1	3	27	3.4
3	LEAL, Anthony	10-1	106:16	10.6	9-19	.474	5-15	.333	0-0	.000	2	8	10	1.0	10	0	11	6	1	4	23	2.3
2	DURR, Michael	18-0	140:53	7.8	12-24	.500	0-1	.000	15-20	.750	7	12	19	1.1	22	0	7	14	5	2	39	2.2
51	DUNCOMB, Logan	4-0	10:50	2.7	2-4	.500	0-0	.000	2-2	1.000	2	1	3	0.8	1	0	1	2	1	0	6	1.5
14	CHILDRESS, Nathan	2-0	07:06	3.6	1-1	1.000	1-1	1.000	0-0	.000	0	5	5	2.5	1	0	0	1	0	0	3	1.5
Team											30	36	66				9					
<b>Total</b>		<b>19</b>	<b>3850</b>		<b>511-1076</b>	<b>.475</b>	<b>121-357</b>	<b>.339</b>	<b>263-388</b>	<b>.678</b>	<b>179</b>	<b>546</b>	<b>725</b>	<b>38.2</b>	<b>322</b>	<b>4</b>	<b>284</b>	<b>254</b>	<b>101</b>	<b>112</b>	<b>1406</b>	<b>74.0</b>
<b>Opponents</b>		<b>19</b>	<b>3850</b>		<b>422-1113</b>	<b>.379</b>	<b>133-428</b>	<b>.311</b>	<b>234-313</b>	<b>.748</b>	<b>171</b>	<b>448</b>	<b>619</b>	<b>32.6</b>	<b>346</b>	<b>5</b>	<b>190</b>	<b>233</b>	<b>51</b>	<b>150</b>	<b>1211</b>	<b>63.7</b>

Team Statistics

	IND	OPP
<b>Scoring</b>	<b>1406</b>	<b>1211</b>
Points per game	74.0	63.7
Scoring margin	+10.3	-
<b>Field goals-att</b>	<b>511-1076</b>	<b>422-1113</b>
Field goal pct	.475	.379
<b>3 point fg-att</b>	<b>121-357</b>	<b>133-428</b>
3-point FG pct	.339	.311
3-pt FG made per game	6.4	7.0
<b>Free throws-att</b>	<b>263-388</b>	<b>234-313</b>
Free throw pct	.678	.748
F-Throws made per game	13.8	12.3
<b>Rebounds</b>	<b>725</b>	<b>619</b>
Rebounds per game	38.2	32.6
Rebounding margin	+5.6	-
<b>Assists</b>	<b>284</b>	<b>190</b>
Assists per game	14.9	10.0
<b>Turnovers</b>	<b>254</b>	<b>233</b>
Turnovers per game	13.4	12.3
Turnover margin	-1.1	-
Assist/turnover ratio	1.1	0.8
<b>Steals</b>	<b>112</b>	<b>150</b>
Steals per game	5.9	7.9
<b>Blocks</b>	<b>101</b>	<b>51</b>
Blocks per game	5.3	2.7
<b>Winning streak</b>	<b>0</b>	<b>-</b>
Home win streak	0	-
<b>Attendance</b>	<b>199098</b>	<b>72723</b>
Home games-Avg/Game	13-15315	5-14545
Neutral site-Avg/Game	-	1-17905

Team Results

Date	Opponent		Score	Att.
11/09/2021	Eastern Mich.	W	68-62	17222
11/12/2021	Northern Ill.	W	85-49	17222
11/17/2021	St. John's (NY)	W	76-74	17222
11/21/2021	Louisiana	W	76-44	11407
11/23/2021	Jackson St.	W	70-35	10958
11/27/2021	Marshall	W	90-79	12330
11/30/2021	at Syracuse	Lot2	110-112	21330
12/04/2021	Nebraska	W	68-55	17222
12/08/2021	at Wisconsin	L	59-64	16013
12/12/2021	Merrimack	W	81-49	17222
12/18/2021	vs Notre Dame	W	64-56	17905
12/22/2021	Northern Ky.	W	79-61	12497
01/02/2022	at Penn St.	L	58-61	8844
01/06/2022	Ohio St.	W	67-51	14130
01/09/2022	Minnesota	W	73-60	17222
01/13/2022	at Iowa	L	74-83	11246
01/17/2022	at Nebraska	W	78-71	15290
01/20/2022	Purdue	W	68-65	17222
01/23/2022	Michigan	L	62-80	17222



2021-22 SEASON STATS (BIG TEN GAMES ONLY)

Game Records

Record	Overall	Home	Away	Neutral
ALL GAMES	5-4	4-1	1-3	0-0
CONFERENCE	5-4	4-1	1-3	0-0
NON-CONFERENCE	0-0	0-0	0-0	0-0

Score by Periods

Team	1st	2nd	OT	TOT
Indiana	326	281	0	607
Opponents	279	311	0	590

Team Box Score

No.	Player	Total			3-Point			F-Throw		Rebounds				PF DQ A TO BLK STL PTS AVG								
		GP-GS	MIN	AVG	FG-FGA	FG%	3FG-3FGA	3FG%	FT-FTA	FT%	OFF	DEF	TOT	AVG	PF	DQ	A	TO	BLK	STL	PTS	AVG
23	JACKSON-DAVIS, Trayce	9-9	279:39	31.1	57-105	.543	0-1	.000	31-49	.633	21	53	74	8.2	18	0	10	16	19	8	145	16.1
25	THOMPSON, Race	9-9	269:47	30.0	39-78	.500	2-17	.118	16-20	.800	22	47	69	7.7	16	0	13	8	5	6	96	10.7
0	JOHNSON, Xavier	9-9	234:01	26.0	29-87	.333	6-22	.273	27-39	.692	6	31	37	4.1	24	0	36	18	1	10	91	10.1
45	STEWART, Parker	9-9	216:47	24.1	22-52	.423	16-37	.432	5-8	.625	1	16	17	1.9	28	1	11	4	0	4	65	7.2
32	GALLOWAY, Trey	6-0	127:25	21.2	15-29	.517	2-9	.222	9-13	.692	2	9	11	1.8	8	0	13	10	1	6	41	6.8
1	PHINISEE, Rob	9-0	191:07	21.2	21-61	.344	10-36	.278	3-7	.429	7	17	24	2.7	16	0	16	8	2	10	55	6.1
12	KOPP, Miller	9-9	202:37	22.5	14-41	.341	7-21	.333	4-4	1.000	3	15	18	2.0	11	0	9	10	0	2	39	4.3
22	GERONIMO, Jordan	9-0	94:18	10.5	11-19	.579	2-6	.333	8-13	.615	8	18	26	2.9	7	0	2	6	7	2	32	3.6
53	BATES, Tamar	9-0	90:51	10.1	7-28	.250	4-14	.286	2-2	1.000	0	5	5	0.6	6	0	4	7	1	2	20	2.2
2	DURR, Michael	9-0	65:44	7.3	8-11	.727	0-0	.000	4-6	.667	4	3	7	0.8	8	0	0	3	2	2	20	2.2
3	LEAL, Anthony	4-0	26:48	6.7	1-2	.500	1-2	.500	0-0	.000	0	1	1	0.3	3	0	2	1	1	1	3	0.8
51	DUNCOMB, Logan	1-0	00:56	0.9	0-1	.000	0-0	.000	0-0	.000	0	0	0	0.0	0	0	0	0	0	0	0	0.0
Team											8	14	22					2				
<b>Total</b>		<b>9</b>	<b>1800</b>		<b>224-514</b>	<b>.436</b>	<b>50-165</b>	<b>.303</b>	<b>109-161</b>	<b>.677</b>	<b>82</b>	<b>229</b>	<b>311</b>	<b>34.6</b>	<b>145</b>	<b>1</b>	<b>116</b>	<b>93</b>	<b>39</b>	<b>53</b>	<b>607</b>	<b>67.4</b>
<b>Opponents</b>		<b>9</b>	<b>1800</b>		<b>211-505</b>	<b>.418</b>	<b>65-194</b>	<b>.335</b>	<b>103-134</b>	<b>.769</b>	<b>76</b>	<b>237</b>	<b>313</b>	<b>34.8</b>	<b>152</b>	<b>0</b>	<b>96</b>	<b>102</b>	<b>25</b>	<b>58</b>	<b>590</b>	<b>65.6</b>

Team Statistics

	IND	OPP
<b>Scoring</b>	<b>607</b>	<b>590</b>
Points per game	67.4	65.6
Scoring margin	+1.9	-
<b>Field goals-att</b>	<b>224-514</b>	<b>211-505</b>
Field goal pct	.436	.418
<b>3 point fg-att</b>	<b>50-165</b>	<b>65-194</b>
3-point FG pct	.303	.335
3-pt FG made per game	5.6	7.2
<b>Free throws-att</b>	<b>109-161</b>	<b>103-134</b>
Free throw pct	.677	.769
F-Throws made per game	12.1	11.4
<b>Rebounds</b>	<b>311</b>	<b>313</b>
Rebounds per game	34.6	34.8
Rebounding margin	-0.2	-
<b>Assists</b>	<b>116</b>	<b>96</b>
Assists per game	12.9	10.7
<b>Turnovers</b>	<b>93</b>	<b>102</b>
Turnovers per game	10.3	11.3
Turnover margin	+1.0	-
Assist/turnover ratio	1.2	0.9
<b>Steals</b>	<b>53</b>	<b>58</b>
Steals per game	5.9	6.4
<b>Blocks</b>	<b>39</b>	<b>25</b>
Blocks per game	4.3	2.8
<b>Winning streak</b>	<b>0</b>	<b>-</b>
Home win streak	0	-
<b>Attendance</b>	<b>83018</b>	<b>51393</b>
Home games-Avg/Game	5-16604	4-12848
Neutral site-Avg/Game	-	0-0

Team Results

Date	Opponent		Score	Att.
12/04/2021	Nebraska	W	68-55	17222
12/08/2021	at Wisconsin	L	59-64	16013
01/02/2022	at Penn St.	L	58-61	8844
01/06/2022	Ohio St.	W	67-51	14130
01/09/2022	Minnesota	W	73-60	17222
01/13/2022	at Iowa	L	74-83	11246
01/17/2022	at Nebraska	W	78-71	15290
01/20/2022	Purdue	W	68-65	17222
01/23/2022	Michigan	L	62-80	17222



2021-22 BOX SCORES

Official Basketball Box Score - Final
Eastern Michigan at Indiana
Game Time: 6:00 PM
Game Duration: 2:07
Attendance: 17,222

Box score for Eastern Michigan vs Indiana. Includes player stats for Eastern Michigan and Indiana, Shooting By Period, Technical Fouls, and a Period by Period Scoring summary.

Box score for Indiana vs Eastern Michigan. Includes player stats for Indiana and Eastern Michigan, Shooting By Period, Technical Fouls, and a Period by Period Scoring summary.

Summary statistics for Indiana vs Eastern Michigan, including Biggest Lead, Best Scoring Run, Lead Changes, Times Tied, and Time with Lead.

Official Basketball Box Score - Final
Northern Illinois at Indiana
Game Time: 7:00 PM
Game Duration: 2:12
Attendance: 17,222

Box score for Northern Illinois vs Indiana. Includes player stats for Northern Illinois and Indiana, Shooting By Period, Technical Fouls, and a Period by Period Scoring summary.

Box score for Indiana vs Northern Illinois. Includes player stats for Indiana and Northern Illinois, Shooting By Period, Technical Fouls, and a Period by Period Scoring summary.

Summary statistics for Indiana vs Northern Illinois, including Biggest Lead, Best Scoring Run, Lead Changes, Times Tied, and Time with Lead.

Official Basketball Box Score - Final
St. John's (NY) at Indiana
Game Time: 9:00 PM
Game Duration: 2:14
Attendance: 17,222

Box score for St. John's (NY) vs Indiana. Includes player stats for St. John's (NY) and Indiana, Shooting By Period, Technical Fouls, and a Period by Period Scoring summary.

Box score for Indiana vs St. John's (NY). Includes player stats for Indiana and St. John's (NY), Shooting By Period, Technical Fouls, and a Period by Period Scoring summary.

Summary statistics for Indiana vs St. John's (NY), including Biggest Lead, Best Scoring Run, Lead Changes, Times Tied, and Time with Lead.

Official Basketball Box Score - Final
Louisiana at Indiana
Game Time: 7:30 PM
Game Duration: 2:02
Attendance: 11,427

Box score for Louisiana vs Indiana. Includes player stats for Louisiana and Indiana, Shooting By Period, Technical Fouls, and a Period by Period Scoring summary.

Box score for Indiana vs Louisiana. Includes player stats for Indiana and Louisiana, Shooting By Period, Technical Fouls, and a Period by Period Scoring summary.

Summary statistics for Indiana vs Louisiana, including Biggest Lead, Best Scoring Run, Lead Changes, Times Tied, and Time with Lead.





2021-22 BOX SCORES



Official Basketball Box Score - Final
Jackson State at Indiana
11/23/21 Simon Skjott Assembly Hall, Bloomington, Ind.
2021-22 Men's Basketball

Game Time: 7:00 PM
Game Duration: 1:56
Attendance: 10,958

Officials: Brooks Wells, Brian McNutt, Chad Barlow

Box score table for Jackson State vs Indiana. Columns include NO. Name, Min, FG, 3P, FT, Rebounds, Fouls, TP, AS, TO, ST, Blocks, +/-.

Shooting By Period table for Jackson State vs Indiana. Columns include 1st FG%, 3PT%, FT%, 2nd FG%, 3PT%, FT%, GM FG%, 3PT%, FT%, FT%. Includes Dead Ball Rebounds: 2, 1.

Technical Fouls:McKinnis 2nd 16:38

Box score table for Indiana - 70. Columns include NO. Name, Min, FG, 3P, FT, Rebounds, Fouls, TP, AS, TO, ST, Blocks, +/-.

Shooting By Period table for Indiana - 70. Columns include 1st FG%, 3PT%, FT%, 2nd FG%, 3PT%, FT%, GM FG%, 3PT%, FT%, FT%. Includes Dead Ball Rebounds: 5, 1.

Technical Fouls:NONE

Summary table for Indiana - 70. Columns include JSU, IND, Points from, Turnovers, Paint, Second Chance, Fast Breaks, Time with Lead, Bench.



Official Basketball Box Score - Final
Marshall at Indiana
11/27/21 Simon Skjott Assembly Hall, Bloomington, Ind.
2021-22 Men's Basketball

Game Time: 7:00 PM
Game Duration: 1:54
Attendance: 12,330

Officials: Larry Scrotto, Bo Boroski, Rob Kueneman

Box score table for Marshall - 79. Columns include NO. Name, Min, FG, 3P, FT, Rebounds, Fouls, TP, AS, TO, ST, Blocks, +/-.

Shooting By Period table for Marshall - 79. Columns include 1st FG%, 3PT%, FT%, 2nd FG%, 3PT%, FT%, GM FG%, 3PT%, FT%, FT%. Includes Dead Ball Rebounds: 1, 0.

Technical Fouls:NONE

Box score table for Indiana - 90. Columns include NO. Name, Min, FG, 3P, FT, Rebounds, Fouls, TP, AS, TO, ST, Blocks, +/-.

Shooting By Period table for Indiana - 90. Columns include 1st FG%, 3PT%, FT%, 2nd FG%, 3PT%, FT%, GM FG%, 3PT%, FT%, FT%. Includes Dead Ball Rebounds: 3, 0.

Technical Fouls:NONE

Summary table for Indiana - 90. Columns include MAR, IND, Points from, Turnovers, Paint, Second Chance, Fast Breaks, Time with Lead, Bench.



Official Basketball Box Score - Final
Indiana at Syracuse
11/30/21 Carrier Dome, Syracuse
2021-22 Men's Basketball

Game Time: 7:00 PM
Game Duration: 3:00
Attendance: 21,330

Officials: Jamie Luckie, Jeffrey Anderson, Mike Roberts

Box score table for Indiana - 110. Columns include NO. Name, Min, FG, 3P, FT, Rebounds, Fouls, TP, AS, TO, ST, Blocks, +/-.

Shooting By Period table for Indiana - 110. Columns include 1st FG%, 3PT%, FT%, 2nd FG%, 3PT%, FT%, GM FG%, 3PT%, FT%, FT%. Includes Dead Ball Rebounds: 2, 0.

Technical Fouls:NONE

Box score table for Syracuse - 112. Columns include NO. Name, Min, FG, 3P, FT, Rebounds, Fouls, TP, AS, TO, ST, Blocks, +/-.

Shooting By Period table for Syracuse - 112. Columns include 1st FG%, 3PT%, FT%, 2nd FG%, 3PT%, FT%, GM FG%, 3PT%, FT%, FT%. Includes Dead Ball Rebounds: 4, 0.

Technical Fouls:NONE

Summary table for Syracuse - 112. Columns include IND, SYR, Points from, Turnovers, Paint, Second Chance, Fast Breaks, Time with Lead, Bench.



Official Basketball Box Score - Final
Nebraska at Indiana
12/04/21 Simon Skjott Assembly Hall, Bloomington, Ind.
2021-22 Men's Basketball

Game Time: 12:00 PM
Game Duration: 1:49
Attendance: 17,222

Officials: Paul Szei, Chris Beaver, Brandon Cruz

Box score table for Nebraska - 55. Columns include NO. Name, Min, FG, 3P, FT, Rebounds, Fouls, TP, AS, TO, ST, Blocks, +/-.

Shooting By Period table for Nebraska - 55. Columns include 1st FG%, 3PT%, FT%, 2nd FG%, 3PT%, FT%, GM FG%, 3PT%, FT%, FT%. Includes Dead Ball Rebounds: 0, 0.

Technical Fouls:NONE

Box score table for Indiana - 68. Columns include NO. Name, Min, FG, 3P, FT, Rebounds, Fouls, TP, AS, TO, ST, Blocks, +/-.

Shooting By Period table for Indiana - 68. Columns include 1st FG%, 3PT%, FT%, 2nd FG%, 3PT%, FT%, GM FG%, 3PT%, FT%, FT%. Includes Dead Ball Rebounds: 2, 1.

Technical Fouls:NONE

Summary table for Indiana - 68. Columns include NEB, IND, Points from, Turnovers, Paint, Second Chance, Fast Breaks, Time with Lead, Bench.





2021-22 BOX SCORES

Official Basketball Box Score - Final
Indiana at Penn St.
01/06/22 Bryce Jordan Center, University Park, Pa.
2021-22 Men's Basketball
Game Time: 4:00 PM
Game Duration: 1:58
Attendance: 8,844

Box score for Indiana vs Penn St. Includes player stats for Miller Kopp, Tracey Jackson-Davis, etc., and team totals.

Technical Fouls:NONE

Box score for Penn St vs Indiana. Includes player stats for Seth Lundy, Greg Lee, etc., and team totals.

Technical Fouls:NONE

Summary statistics for Penn St vs Indiana including Biggest lead, Best Scoring Run, Lead Changes, Times Tied, Time with Lead, Points from Turnovers, Paint, Second Chance, Fast Breaks, Bench, and Period by Period Scoring.

Official Basketball Box Score - Final
Ohio State at Indiana
01/06/22 Simon Skjott Assembly Hall, Bloomington, Ind.
2021-22 Men's Basketball
Game Time: 7:01 PM
Game Duration: 1:52
Attendance: 14,130

Box score for Ohio State vs Indiana. Includes player stats for Justin Ahrens, Zed Key, etc., and team totals.

Technical Fouls:NONE

Box score for Indiana vs Ohio State. Includes player stats for Miller Kopp, Tracey Jackson-Davis, etc., and team totals.

Technical Fouls:NONE

Summary statistics for Indiana vs Ohio State including Biggest lead, Best Scoring Run, Lead Changes, Times Tied, Time with Lead, Points from Turnovers, Paint, Second Chance, Fast Breaks, Bench, and Period by Period Scoring.

Official Basketball Box Score - Final
Minnesota at Indiana
01/09/22 Simon Skjott Assembly Hall, Bloomington, Ind.
2021-22 Men's Basketball
Game Time: 12:00 PM
Game Duration: 1:51
Attendance: 17,222

Box score for Minnesota vs Indiana. Includes player stats for Eric Curry, Jamison Battle, etc., and team totals.

Technical Fouls:NONE

Box score for Indiana vs Minnesota. Includes player stats for Miller Kopp, Tracey Jackson-Davis, etc., and team totals.

Technical Fouls:NONE

Summary statistics for Indiana vs Minnesota including Biggest lead, Best Scoring Run, Lead Changes, Times Tied, Time with Lead, Points from Turnovers, Paint, Second Chance, Fast Breaks, Bench, and Period by Period Scoring.

Official Basketball Box Score - Final
Indiana at Iowa
01/13/22 Carter Hawley Arena, Iowa City
2021-22 Men's Basketball
Game Time: 8:12 PM
Game Duration: 2:11
Attendance: 11,246

Box score for Indiana vs Iowa. Includes player stats for Miller Kopp, Tracey Jackson-Davis, etc., and team totals.

Technical Fouls:NONE

Box score for Iowa vs Indiana. Includes player stats for Filip Rebraca, Keegan Murray, etc., and team totals.

Technical Fouls:Coach 1^4:08

Summary statistics for Iowa vs Indiana including Biggest lead, Best Scoring Run, Lead Changes, Times Tied, Time with Lead, Points from Turnovers, Paint, Second Chance, Fast Breaks, Bench, and Period by Period Scoring.





2021-22 BOX SCORES



Official Basketball Box Score - Final
Indiana at Nebraska
01/17/22 Piney Bluff Arena, Lincoln
Nebraska vs. Indiana

Game Time: 5:01 PM
Game Duration: 2:15
Attendance: 15,290

Officials: Rob Riley, Eric Curry, Steve McClunkins

Table with 15 columns: NO., Name, Min, FG, M-A, 3P, M-A, FT, M-A, Rebounds, Fouls, TP, AS, TO, ST, Blocks, +/-

Shooting By Period table with columns for 1st, 2nd, 3rd, 4th, GM FG%, FT%, FT%, FT%

Technical Fouls: Jackson-Davis 2nd:8;55

Table with 15 columns: NO., Name, Min, FG, M-A, 3P, M-A, FT, M-A, Rebounds, Fouls, TP, AS, TO, ST, Blocks, +/-

Shooting By Period table with columns for 1st, 2nd, 3rd, 4th, GM FG%, FT%, FT%, FT%

Technical Fouls: McGowens 1st:6;39

Summary table with columns: IND, NEB, Points from, Turnovers, Period by Period Scoring



Official Basketball Box Score - Final
Purdue at Indiana
01/20/22 Simon Skjott Assembly Hall, Bloomington, Ind.
2021-22 Men's Basketball

Game Time: 7:00 PM
Game Duration: 2:12
Attendance: 17,222

Officials: Paul Szecik, Keith Kimble, Courtney Green

Table with 15 columns: NO., Name, Min, FG, M-A, 3P, M-A, FT, M-A, Rebounds, Fouls, TP, AS, TO, ST, Blocks, +/-

Shooting By Period table with columns for 1st, 2nd, 3rd, 4th, GM FG%, FT%, FT%, FT%

Technical Fouls: NONE

Table with 15 columns: NO., Name, Min, FG, M-A, 3P, M-A, FT, M-A, Rebounds, Fouls, TP, AS, TO, ST, Blocks, +/-

Shooting By Period table with columns for 1st, 2nd, 3rd, 4th, GM FG%, FT%, FT%, FT%

Technical Fouls: Thompson 2nd:13;56

Summary table with columns: PUR, IND, Points from, Turnovers, Period by Period Scoring



Official Basketball Box Score - Final
Michigan at Indiana
01/23/22 Simon Skjott Assembly Hall, Bloomington, Ind.
2021-22 Men's Basketball

Game Time: 3:30 PM
Game Duration: 1:58
Attendance: 17,222

Officials: D.J. Carstensen, Bert Smith, Roger Ayers

Table with 15 columns: NO., Name, Min, FG, M-A, 3P, M-A, FT, M-A, Rebounds, Fouls, TP, AS, TO, ST, Blocks, +/-

Shooting By Period table with columns for 1st, 2nd, 3rd, 4th, GM FG%, FT%, FT%, FT%

Technical Fouls: Houston 2nd:15;50

Table with 15 columns: NO., Name, Min, FG, M-A, 3P, M-A, FT, M-A, Rebounds, Fouls, TP, AS, TO, ST, Blocks, +/-

Shooting By Period table with columns for 1st, 2nd, 3rd, 4th, GM FG%, FT%, FT%, FT%

Technical Fouls: NONE

Summary table with columns: U-M, IND, Points from, Turnovers, Period by Period Scoring



**INDIANA GAME BY GAME**

Opponent	Date	Score		FG-FGA	PCT	3FG-3FGA	PCT	FT-FTA	PCT	OFF	DEF	TOT	AVG	PF	A	TO	BLK	STL	PTS	AVG
Eastern Mich.	11/09/2021	68-62	W	26-62	.419	4-24	.167	12-20	.600	5	38	43	43.0	15	13	8	6	3	68	68.0
Northern Ill.	11/12/2021	85-49	W	27-56	.482	8-23	.348	23-30	.767	11	26	37	40.0	22	14	15	9	6	85	76.5
St. John's (NY)	11/17/2021	76-74	W	30-58	.517	6-18	.333	10-19	.526	9	25	34	38.0	20	12	16	5	9	76	76.3
Louisiana	11/21/2021	76-44	W	28-52	.538	10-19	.526	10-13	.769	10	37	47	40.3	25	22	26	8	5	76	76.3
Jackson St.	11/23/2021	70-35	W	24-51	.471	6-15	.400	16-26	.615	9	35	44	41.0	12	15	11	8	5	70	75.0
Marshall	11/27/2021	90-79	W	34-59	.576	8-15	.533	14-19	.737	7	29	36	40.2	15	14	15	6	10	90	77.5
at Syracuse	11/30/2021	110-112	Lot2	38-69	.551	11-27	.407	23-31	.742	14	32	46	41.0	24	26	26	3	6	110	82.1
Nebraska	12/04/2021	68-55	W	23-57	.404	8-22	.364	14-17	.824	8	33	41	41.0	12	10	15	5	7	68	80.4
at Wisconsin	12/08/2021	59-64	L	24-62	.387	5-13	.385	6-13	.462	14	30	44	41.3	19	14	9	4	2	59	78.0
Merrimack	12/12/2021	81-49	W	27-52	.519	5-16	.313	22-32	.688	18	36	54	42.6	12	16	17	7	4	81	78.3
vs Notre Dame	12/18/2021	64-56	W	21-48	.438	8-20	.400	14-22	.636	6	29	35	41.9	16	16	14	5	5	64	77.0
Northern Ky.	12/22/2021	79-61	W	32-55	.582	5-15	.333	10-15	.667	8	30	38	41.6	16	20	13	5	6	79	77.2
at Penn St.	01/02/2022	58-61	L	23-58	.397	4-17	.235	8-12	.667	9	20	29	40.6	13	13	6	3	6	58	75.7
Ohio St.	01/06/2022	67-51	W	25-61	.410	2-15	.133	15-18	.833	11	30	41	40.6	13	14	9	6	7	67	75.1
Minnesota	01/09/2022	73-60	W	27-56	.482	9-24	.375	10-15	.667	7	32	39	40.5	15	17	6	4	3	73	74.9
at Iowa	01/13/2022	74-83	L	27-53	.509	7-22	.318	13-21	.619	12	19	31	39.9	21	17	23	5	4	74	74.9
at Nebraska	01/17/2022	78-71	W	27-50	.540	4-13	.308	20-28	.714	9	21	30	39.4	22	10	14	2	7	78	75.1
Purdue	01/20/2022	68-65	W	24-56	.429	6-20	.300	14-24	.583	4	26	30	38.8	16	6	3	4	9	68	74.7
Michigan	01/23/2022	62-80	L	24-61	.393	5-19	.263	9-13	.692	8	18	26	38.2	14	15	8	6	8	62	74.0
<b>Total</b>		<b>1406</b>		<b>511-1076</b>	<b>.475</b>	<b>121-357</b>	<b>.339</b>	<b>263-388</b>	<b>.678</b>	<b>179</b>	<b>546</b>	<b>725</b>	<b>38.2</b>	<b>322</b>	<b>284</b>	<b>254</b>	<b>101</b>	<b>112</b>	<b>1406</b>	<b>74.0</b>
Opponents		1211		422-1113	.379	133-428	.311	234-313	.748	171	448	619	32.6	346	190	233	51	150	1211	63.7

**OPPONENT GAME BY GAME**

Opponent	Date	Score		FG-FGA	PCT	3FG-3FGA	PCT	FT-FTA	PCT	OFF	DEF	TOT	AVG	PF	A	TO	BLK	STL	PTS	AVG
Eastern Mich.	11/09/2021	68-62	W	20-64	.313	9-23	.391	13-16	.813	7	35	42	42.0	20	8	13	3	6	62	62.0
Northern Ill.	11/12/2021	85-49	W	14-46	.304	2-11	.182	19-27	.704	9	22	31	36.5	23	3	23	1	10	49	55.5
St. John's (NY)	11/17/2021	76-74	W	25-58	.431	9-27	.333	15-19	.789	12	22	34	35.7	18	17	15	5	7	74	61.7
Louisiana	11/21/2021	76-44	W	14-73	.192	2-20	.100	14-24	.583	21	16	37	36.0	17	5	11	2	10	44	57.3
Jackson St.	11/23/2021	70-35	W	12-58	.207	3-19	.158	8-11	.727	11	22	33	35.4	22	7	11	4	5	35	52.8
Marshall	11/27/2021	90-79	W	32-65	.492	5-16	.313	10-13	.769	6	20	26	33.8	15	11	12	4	7	79	57.2
at Syracuse	11/30/2021	110-112	Lot2	36-73	.493	13-34	.382	27-34	.794	8	23	31	33.4	24	16	12	4	18	112	65.0
Nebraska	12/04/2021	68-55	W	23-61	.377	5-22	.227	4-5	.800	5	27	32	33.3	18	9	14	1	9	55	63.8
at Wisconsin	12/08/2021	59-64	L	22-62	.355	5-23	.217	15-18	.833	11	30	41	34.1	15	12	4	6	4	64	63.8
Merrimack	12/12/2021	81-49	W	16-54	.296	11-29	.379	6-10	.600	4	12	16	32.3	23	9	10	2	10	49	62.3
vs Notre Dame	12/18/2021	64-56	W	21-58	.362	4-22	.182	10-13	.769	8	24	32	32.3	18	5	14	0	9	56	61.7
Northern Ky.	12/22/2021	79-61	W	21-59	.356	10-33	.303	9-12	.750	9	15	24	31.6	14	13	10	1	10	61	61.7
at Penn St.	01/02/2022	58-61	L	21-51	.412	11-22	.500	8-10	.800	11	28	39	32.2	14	7	13	1	6	61	61.6
Ohio St.	01/06/2022	67-51	W	16-52	.308	8-27	.296	11-12	.917	5	28	33	32.2	13	12	15	3	7	51	60.9
Minnesota	01/09/2022	73-60	W	23-60	.383	5-25	.200	9-12	.750	7	27	34	32.3	17	6	5	2	5	60	60.8
at Iowa	01/13/2022	74-83	L	28-63	.444	6-18	.333	21-25	.840	16	19	35	32.5	21	9	12	7	15	83	62.2
at Nebraska	01/17/2022	78-71	W	24-51	.471	6-17	.353	17-21	.810	7	17	24	32.0	20	11	13	0	8	71	62.7
Purdue	01/20/2022	68-65	W	25-54	.463	8-23	.348	7-17	.412	8	31	39	32.4	18	12	12	2	0	65	62.8
Michigan	01/23/2022	62-80	L	29-51	.569	11-17	.647	11-14	.786	6	30	36	32.6	16	18	14	3	4	80	63.7
<b>Total</b>		<b>1211</b>		<b>422-1113</b>	<b>.379</b>	<b>133-428</b>	<b>.311</b>	<b>234-313</b>	<b>.748</b>	<b>171</b>	<b>448</b>	<b>619</b>	<b>32.6</b>	<b>346</b>	<b>190</b>	<b>233</b>	<b>51</b>	<b>150</b>	<b>1211</b>	<b>63.7</b>
Indiana		1406		511-1076	.475	121-357	.339	263-388	.678	179	546	725	38.2	322	284	254	101	112	1406	74.0



TEAM HIGHS/LOWS

Indiana - Game Highs

<b>POINTS</b>	110	at Syracuse (11/30/2021)
	90	Marshall (11/27/2021)
	85	Northern Ill. (11/12/2021)
	81	Merrimack (12/12/2021)
	79	Northern Ky. (12/22/2021)
<b>FIELD GOALS MADE</b>	38	at Syracuse (11/30/2021)
	34	Marshall (11/27/2021)
<b>FIELD GOAL ATTEMPTS</b>	69	at Syracuse (11/30/2021)
	62	at Wisconsin (12/08/2021)
	62	Eastern Mich. (11/09/2021)
<b>FIELD GOAL PERCENTAGE</b>	.582 (32-55)	Northern Ky. (12/22/2021)
	.576 (34-59)	Marshall (11/27/2021)
<b>3 PT FG MADE</b>	11	at Syracuse (11/30/2021)
	10	Louisiana (11/21/2021)
<b>3 PT FG ATTEMPTS</b>	27	at Syracuse (11/30/2021)
	24	Minnesota (01/09/2022)
	24	Eastern Mich. (11/09/2021)
<b>3 PT FG PERCENTAGE</b>	.533 (8-15)	Marshall (11/27/2021)
	.526 (10-19)	Louisiana (11/21/2021)
<b>FREE THROWS MADE</b>	23	at Syracuse (11/30/2021)
	23	Northern Ill. (11/12/2021)
<b>FREE THROW ATTEMPTS</b>	32	Merrimack (12/12/2021)
	31	at Syracuse (11/30/2021)
<b>FREE THROW PERCENTAGE</b>	.833 (15-18)	Ohio St. (01/06/2022)
	.824 (14-17)	Nebraska (12/04/2021)
<b>REBOUNDS</b>	54	Merrimack (12/12/2021)
	47	Louisiana (11/21/2021)
<b>ASSISTS</b>	26	at Syracuse (11/30/2021)
	22	Louisiana (11/21/2021)
<b>STEALS</b>	10	Marshall (11/27/2021)
	9	Purdue (01/20/2022)
	9	St. John's (NY) (11/17/2021)
<b>BLOCKED SHOTS</b>	9	Northern Ill. (11/12/2021)
	8	Jackson St. (11/23/2021)
	8	Louisiana (11/21/2021)
<b>TURNOVERS</b>	26	at Syracuse (11/30/2021)
	26	Louisiana (11/21/2021)
<b>FOULS</b>	25	Louisiana (11/21/2021)
	24	at Syracuse (11/30/2021)

Indiana - Game Lows

<b>POINTS</b>	58	at Penn St. (01/02/2022)
	59	at Wisconsin (12/08/2021)
	62	Michigan (01/23/2022)
	64	vs Notre Dame (N) (12/18/2021)
	67	Ohio St. (01/06/2022)
<b>FIELD GOALS MADE</b>	21	vs Notre Dame (N) (12/18/2021)
	23	at Penn St. (01/02/2022)
	23	Nebraska (12/04/2021)
<b>FIELD GOAL ATTEMPTS</b>	48	vs Notre Dame (N) (12/18/2021)
	50	at Nebraska (01/17/2022)
<b>FIELD GOAL PERCENTAGE</b>	.387 (24-62)	at Wisconsin (12/08/2021)
	.393 (24-61)	Michigan (01/23/2022)
<b>3 PT FG MADE</b>	2	Ohio St. (01/06/2022)
	4	at Nebraska (01/17/2022)
	4	at Penn St. (01/02/2022)
	4	Eastern Mich. (11/09/2021)
<b>3 PT FG ATTEMPTS</b>	13	at Nebraska (01/17/2022)
	13	at Wisconsin (12/08/2021)
<b>3 PT FG PERCENTAGE</b>	.133 (2-15)	Ohio St. (01/06/2022)
	.167 (4-24)	Eastern Mich. (11/09/2021)
<b>FREE THROWS MADE</b>	6	at Wisconsin (12/08/2021)
	8	at Penn St. (01/02/2022)
<b>FREE THROW ATTEMPTS</b>	12	at Penn St. (01/02/2022)
	13	Michigan (01/23/2022)
	13	at Wisconsin (12/08/2021)
	13	Louisiana (11/21/2021)
<b>FREE THROW PERCENTAGE</b>	.462 (6-13)	at Wisconsin (12/08/2021)
	.526 (10-19)	St. John's (NY) (11/17/2021)
<b>REBOUNDS</b>	26	Michigan (01/23/2022)
	29	at Penn St. (01/02/2022)
<b>ASSISTS</b>	6	Purdue (01/20/2022)
	10	at Nebraska (01/17/2022)
	10	Nebraska (12/04/2021)
<b>STEALS</b>	2	at Wisconsin (12/08/2021)
	3	Minnesota (01/09/2022)
	3	Eastern Mich. (11/09/2021)
<b>BLOCKED SHOTS</b>	2	at Nebraska (01/17/2022)
	3	at Penn St. (01/02/2022)
	3	at Syracuse (11/30/2021)
<b>TURNOVERS</b>	3	Purdue (01/20/2022)
	6	Minnesota (01/09/2022)
	6	at Penn St. (01/02/2022)
<b>FOULS</b>	12	Merrimack (12/12/2021)
	12	Nebraska (12/04/2021)
	12	Jackson St. (11/23/2021)

Opponent - Game Highs

<b>POINTS</b>	112	at Syracuse (11/30/2021)
	83	at Iowa (01/13/2022)
	80	Michigan (01/23/2022)
	79	Marshall (11/27/2021)
	74	St. John's (NY) (11/17/2021)
<b>FIELD GOALS MADE</b>	36	at Syracuse (11/30/2021)
	32	Marshall (11/27/2021)
<b>FIELD GOAL ATTEMPTS</b>	73	at Syracuse (11/30/2021)
	73	Louisiana (11/21/2021)
<b>FIELD GOAL PERCENTAGE</b>	.569 (29-51)	Michigan (01/23/2022)
	.493 (36-73)	at Syracuse (11/30/2021)
<b>3 PT FG MADE</b>	13	at Syracuse (11/30/2021)
	11	Michigan (01/23/2022)
	11	at Penn St. (01/02/2022)
	11	Merrimack (12/12/2021)
<b>3 PT FG ATTEMPTS</b>	34	at Syracuse (11/30/2021)
	33	Northern Ky. (12/22/2021)
<b>3 PT FG PERCENTAGE</b>	.647 (11-17)	Michigan (01/23/2022)
	.500 (11-22)	at Penn St. (01/02/2022)
<b>FREE THROWS MADE</b>	27	at Syracuse (11/30/2021)
	21	at Iowa (01/13/2022)
<b>FREE THROW ATTEMPTS</b>	34	at Syracuse (11/30/2021)
	27	Northern Ill. (11/12/2021)
<b>FREE THROW PERCENTAGE</b>	.917 (11-12)	Ohio St. (01/06/2022)
	.840 (21-25)	at Iowa (01/13/2022)
<b>REBOUNDS</b>	42	Eastern Mich. (11/09/2021)
	41	at Wisconsin (12/08/2021)
<b>ASSISTS</b>	18	Michigan (01/23/2022)
	17	St. John's (NY) (11/17/2021)
<b>STEALS</b>	18	at Syracuse (11/30/2021)
	15	at Iowa (01/13/2022)
<b>BLOCKED SHOTS</b>	7	at Iowa (01/13/2022)
	6	at Wisconsin (12/08/2021)
<b>TURNOVERS</b>	23	Northern Ill. (11/12/2021)
	15	Ohio St. (01/06/2022)
	15	St. John's (NY) (11/17/2021)
<b>FOULS</b>	24	at Syracuse (11/30/2021)
	23	Merrimack (12/12/2021)
	23	Northern Ill. (11/12/2021)

Opponent - Game Lows

<b>POINTS</b>	35	Jackson St. (11/23/2021)
	44	Louisiana (11/21/2021)
	49	Merrimack (12/12/2021)
	49	Northern Ill. (11/12/2021)
	51	Ohio St. (01/06/2022)
<b>FIELD GOALS MADE</b>	12	Jackson St. (11/23/2021)
	14	Louisiana (11/21/2021)
	14	Northern Ill. (11/12/2021)
<b>FIELD GOAL ATTEMPTS</b>	46	Northern Ill. (11/12/2021)
	51	Michigan (01/23/2022)
	51	at Nebraska (01/17/2022)
	51	at Penn St. (01/02/2022)
<b>FIELD GOAL PERCENTAGE</b>	.192 (14-73)	Louisiana (11/21/2021)
	.207 (12-58)	Jackson St. (11/23/2021)
<b>3 PT FG MADE</b>	2	Louisiana (11/21/2021)
	2	Northern Ill. (11/12/2021)
<b>3 PT FG ATTEMPTS</b>	11	Northern Ill. (11/12/2021)
	16	Marshall (11/27/2021)
<b>3 PT FG PERCENTAGE</b>	.100 (2-20)	Louisiana (11/21/2021)
	.158 (3-19)	Jackson St. (11/23/2021)
<b>FREE THROWS MADE</b>	4	Nebraska (12/04/2021)
	6	Merrimack (12/12/2021)
<b>FREE THROW ATTEMPTS</b>	5	Nebraska (12/04/2021)
	10	at Penn St. (01/02/2022)
	10	Merrimack (12/12/2021)
<b>FREE THROW PERCENTAGE</b>	.412 (7-17)	Purdue (01/20/2022)
	.583 (14-24)	Louisiana (11/21/2021)
<b>REBOUNDS</b>	16	Merrimack (12/12/2021)
	24	at Nebraska (01/17/2022)
	24	Northern Ky. (12/22/2021)
<b>ASSISTS</b>	3	Northern Ill. (11/12/2021)
	5	vs Notre Dame (N) (12/18/2021)
	5	Louisiana (11/21/2021)
<b>STEALS</b>	0	Purdue (01/20/2022)
	4	Michigan (01/23/2022)
	4	at Wisconsin (12/08/2021)
<b>BLOCKED SHOTS</b>	0	at Nebraska (01/17/2022)
	0	vs Notre Dame (N) (12/18/2021)
<b>TURNOVERS</b>	4	at Wisconsin (12/08/2021)
	5	Minnesota (01/09/2022)
<b>FOULS</b>	13	Ohio St. (01/06/2022)
	14	at Penn St. (01/02/2022)
	14	Northern Ky. (12/22/2021)





INDIVIDUAL HIGHS

Indiana - Individual Game Highs

<b>POINTS</b>	43		Trayce Jackson-Davis vs Marshall (11/27/2021)
	31		Trayce Jackson-Davis at Syracuse (11/30/2021)
	28		Miller Kopp at Syracuse (11/30/2021)
	27		Trayce Jackson-Davis vs Ohio St. (01/06/2022)
	23		Trayce Jackson-Davis at Nebraska (01/17/2022)
<b>FIELD GOALS MADE</b>	18		Trayce Jackson-Davis vs Marshall (11/27/2021)
	11		Trayce Jackson-Davis vs Ohio St. (01/06/2022)
	11		Trayce Jackson-Davis at Syracuse (11/30/2021)
<b>FIELD GOAL ATTEMPTS</b>	24		Trayce Jackson-Davis vs Marshall (11/27/2021)
	18		Trayce Jackson-Davis at Penn St. (01/02/2022)
<b>FIELD GOAL PERCENTAGE (min 5 made)</b>	1.000	(6-6)	Race Thompson vs Merrimack (12/12/2021)
	.857	(6-7)	Parker Stewart vs Louisiana (11/21/2021)
<b>3 PT FG MADE</b>	6		Parker Stewart at Syracuse (11/30/2021)
	4		Rob Phinisee vs Purdue (01/20/2022)
	4		Rob Phinisee vs Minnesota (01/09/2022)
	4		Miller Kopp at Syracuse (11/30/2021)
	4		Parker Stewart vs Louisiana (11/21/2021)
<b>3 PT FG ATTEMPTS</b>	12		Parker Stewart at Syracuse (11/30/2021)
	9		Rob Phinisee vs Minnesota (01/09/2022)
	9		Xavier Johnson vs Notre Dame (N) (12/18/2021)
	9		Miller Kopp at Syracuse (11/30/2021)
<b>3 PT FG PERCENTAGE (min 2 made)</b>	1.000	(2-2)	Miller Kopp vs Merrimack (12/12/2021)
	1.000	(2-2)	Tamar Bates vs Marshall (11/27/2021)
<b>FREE THROWS MADE</b>	9		Trayce Jackson-Davis at Syracuse (11/30/2021)
	7		Trayce Jackson-Davis vs Marshall (11/27/2021)
	7		Trayce Jackson-Davis vs Northern Ill. (11/12/2021)
<b>FREE THROW ATTEMPTS</b>	14		Trayce Jackson-Davis at Syracuse (11/30/2021)
	11		Trayce Jackson-Davis vs Northern Ill. (11/12/2021)
<b>FREE THROW PERCENTAGE (min 3 made)</b>	1.000	(6-6)	Trayce Jackson-Davis vs Merrimack (12/12/2021)
	1.000	(6-6)	Xavier Johnson vs Nebraska (12/04/2021)
	1.000	(5-5)	Race Thompson vs Ohio St. (01/06/2022)
	1.000	(4-4)	Xavier Johnson at Nebraska (01/17/2022)
	1.000	(4-4)	Michael Durr vs Northern Ky. (12/22/2021)
	1.000	(4-4)	Xavier Johnson vs Marshall (11/27/2021)
	1.000	(4-4)	Miller Kopp vs Jackson St. (11/23/2021)
	1.000	(4-4)	Xavier Johnson vs Northern Ill. (11/12/2021)
	1.000	(3-3)	Trayce Jackson-Davis vs Louisiana (11/21/2021)
	1.000	(3-3)	Race Thompson vs St. John's (NY) (11/17/2021)
<b>REBOUNDS</b>	16		Trayce Jackson-Davis at Syracuse (11/30/2021)
	14		Trayce Jackson-Davis vs Eastern Mich. (11/09/2021)
<b>ASSISTS</b>	9		Xavier Johnson at Syracuse (11/30/2021)
	8		Race Thompson at Syracuse (11/30/2021)
<b>STEALS</b>	5		Xavier Johnson vs Marshall (11/27/2021)
	4		Rob Phinisee vs Purdue (01/20/2022)
	4		Race Thompson vs St. John's (NY) (11/17/2021)
<b>BLOCKED SHOTS</b>	7		Trayce Jackson-Davis vs Northern Ill. (11/12/2021)
	5		Trayce Jackson-Davis at Iowa (01/13/2022)
	5		Trayce Jackson-Davis vs Ohio St. (01/06/2022)
	5		Trayce Jackson-Davis vs Marshall (11/27/2021)
<b>TURNOVERS</b>	7		Race Thompson at Syracuse (11/30/2021)
	6		Trayce Jackson-Davis at Syracuse (11/30/2021)
<b>FOULS</b>	5		Parker Stewart at Iowa (01/13/2022)
	5		Xavier Johnson at Syracuse (11/30/2021)
	5		Rob Phinisee at Syracuse (11/30/2021)
	5		Parker Stewart at Syracuse (11/30/2021)



Opponent - Individual Game Highs

<b>POINTS</b>	32		Julian Champagnie vs St. John's (NY) (11/17/2021)
	29		Kris Murray at Iowa (01/13/2022)
	27		Buddy Boeheim at Syracuse (11/30/2021)
	26		Jimmy Boeheim at Syracuse (11/30/2021)
	25		Hunter Dickinson vs Michigan (01/23/2022)
<b>FIELD GOALS MADE</b>	12		Kris Murray at Iowa (01/13/2022)
	12		Julian Champagnie vs St. John's (NY) (11/17/2021)
<b>FIELD GOAL ATTEMPTS</b>	23		Buddy Boeheim at Syracuse (11/30/2021)
	22		Julian Champagnie vs St. John's (NY) (11/17/2021)
<b>FIELD GOAL PERCENTAGE (min 5 made)</b>	1.000	(7-7)	Jesse Edwards at Syracuse (11/30/2021)
	.833	(5-6)	Mason Gillis vs Purdue (01/20/2022)
	.833	(5-6)	Zach Edey vs Purdue (01/20/2022)
<b>3 PT FG MADE</b>	6		Julian Champagnie vs St. John's (NY) (11/17/2021)
	5		Caleb Houston vs Michigan (01/23/2022)
	5		Joseph Girard III at Syracuse (11/30/2021)
<b>3 PT FG ATTEMPTS</b>	12		Julian Champagnie vs St. John's (NY) (11/17/2021)
	11		Joseph Girard III at Syracuse (11/30/2021)
	11		Buddy Boeheim at Syracuse (11/30/2021)
<b>3 PT FG PERCENTAGE (min 2 made)</b>	1.000	(2-2)	Terrance Williams II vs Michigan (01/23/2022)
	.800	(4-5)	Myles Dread at Penn St. (01/02/2022)
<b>FREE THROWS MADE</b>	9		Keshawn Williams vs Northern Ill. (11/12/2021)
	7		Bryce McGowens at Nebraska (01/17/2022)
	7		Cole Swider at Syracuse (11/30/2021)
	7		TaeVion Kinsey vs Marshall (11/27/2021)
<b>FREE THROW ATTEMPTS</b>	11		Keshawn Williams vs Northern Ill. (11/12/2021)
	10		TaeVion Kinsey vs Marshall (11/27/2021)
<b>FREE THROW PERCENTAGE (min 3 made)</b>	1.000	(6-6)	E.J. Stephens vs Minnesota (01/09/2022)
	1.000	(6-6)	Jayveous McKinnis vs Jackson St. (11/23/2021)
	1.000	(6-6)	Bryce McBride vs Eastern Mich. (11/09/2021)
	1.000	(4-4)	Trey McGowens at Nebraska (01/17/2022)
	1.000	(4-4)	Alonzo Varge Jr. at Nebraska (01/17/2022)
	1.000	(4-4)	Ahron Ullis at Iowa (01/13/2022)
	1.000	(4-4)	E.J. Liddell vs Ohio St. (01/06/2022)
	1.000	(4-4)	Jaheam Cornwall at Penn St. (01/02/2022)
	1.000	(4-4)	Trevon Faulkner vs Northern Ky. (12/22/2021)
	1.000	(4-4)	Chucky Hepburn at Wisconsin (12/08/2021)
	1.000	(4-4)	Buddy Boeheim at Syracuse (11/30/2021)
	1.000	(4-4)	Frank Anselem at Syracuse (11/30/2021)
	1.000	(4-4)	Josh Alexander vs St. John's (NY) (11/17/2021)
	1.000	(3-3)	Jesse Edwards at Syracuse (11/30/2021)
	1.000	(3-3)	Andrew Taylor vs Marshall (11/27/2021)
<b>REBOUNDS</b>	12		John Harrar at Penn St. (01/02/2022)
	12		Tyler Wahl at Wisconsin (12/08/2021)
<b>ASSISTS</b>	8		Buddy Boeheim at Syracuse (11/30/2021)
	7		DeVante' Jones vs Michigan (01/23/2022)
<b>STEALS</b>	5		Jesse Edwards at Syracuse (11/30/2021)
	5		Buddy Boeheim at Syracuse (11/30/2021)
<b>BLOCKED SHOTS</b>	4		Jayveous McKinnis vs Jackson St. (11/23/2021)
	3		Kris Murray at Iowa (01/13/2022)
	3		Tyler Wahl at Wisconsin (12/08/2021)
	3		Jesse Edwards at Syracuse (11/30/2021)
	3		Obinna Anochili-Killen vs Marshall (11/27/2021)



SPECIALITY STATS

Game	Paint	2nd	Off To	FB	Bench
E. Michigan	32/16	7/4	13/5	9/5	19/22
N. Illinois	36/18	11/12	26/8	17/11	37/11
St. John's	36/28	6/10	19/20	18/13	20/7
Louisiana	28/24	12/11	13/20	18/2	32/20
Jackson St.	28/8	5/2	13/4	18/3	20/25
Marshall	50/44	6/10	14/21	16/11	8/21
@ Syracuse	48/36	20/14	11/33	14/24	10/6
Nebraksa	28/28	6/6	21/11	12/9	26/17
@ Wisconsin	30/22	16/11	7/15	14/6	12/17
Merrimack	34/8	21/2	17/7	6/3	34/8
vs. Notre Dame	24/28	8/6	16/14	4/6	8/10
N. Kentucky	48/12	6/12	10/2	13/3	31/17
@ Penn State	28/14	13/11	18/8	9/5	13/22
Ohio State	38/10	9/2	16/10	17/7	18/16
Minnesota	30/30	13/3	7/8	7/3	21/7
@ Iowa	40/42	9/16	18/34	7/17	17/46
@ Nebraska	36/34	9/6	20/14	13/7	21/17
Purdue	30/28	5/10	15/5	19/0	35/4
Michigan	32/28	4/12	16/9	17/3	8/17
Penn State					
@ Maryland					
Illinois					
@ Northwestern					
@ Michigan St.					
Wisconsin					
@ Ohio State					
Maryland					
@ Minnesota					
Rutgers					
@ Purdue					

STARTING LINEUPS

Game	G	G	G/F	F	F/C
E. Michigan	Johnson	Stewart	Kopp	Thompson	Jackson-Davis
N. Illinois	Johnson	Stewart	Kopp	Thompson	Jackson-Davis
St. John's	Johnson	Stewart	Kopp	Thompson	Jackson-Davis
Louisiana	Johnson	Stewart	Kopp	Thompson	Jackson-Davis
Jackson St.	Johnson	Stewart	Kopp	Thompson	Jackson-Davis
Marshall	Johnson	Stewart	Kopp	Thompson	Jackson-Davis
@ Syracuse	Johnson	Stewart	Kopp	Thompson	Jackson-Davis
Nebraksa	Johnson	Stewart	Kopp	Thompson	Jackson-Davis
@ Wisconsin	Johnson	Stewart	Kopp	Thompson	Jackson-Davis
Merrimack	Johnson	Stewart	Kopp	Thompson	Jackson-Davis
vs. Notre Dame	Johnson	Stewart	Kopp	Thompson	Jackson-Davis
N. Kentucky	Johnson	Leal	Kopp	Thompson	Jackson-Davis
@ Penn State	Johnson	Stewart	Kopp	Thompson	Jackson-Davis
Ohio State	Johnson	Stewart	Kopp	Thompson	Jackson-Davis
Minnesota	Johnson	Stewart	Kopp	Thompson	Jackson-Davis
@ Iowa	Johnson	Stewart	Kopp	Thompson	Jackson-Davis
@ Nebraska	Johnson	Stewart	Kopp	Thompson	Jackson-Davis
Purdue	Johnson	Stewart	Kopp	Thompson	Jackson-Davis
Michigan	Johnson	Stewart	Kopp	Thompson	Jackson-Davis
Penn State					
@ Maryland					
Illinois					
@ Northwestern					
@ Michigan St.					
Wisconsin					
@ Ohio State					
Maryland					
@ Minnesota					
Rutgers					
@ Purdue					



# THE LAST TIME...

## TEAM

IU ranked in A.P. top 25: ..... 25th, Jan. 14, 2019  
 IU ranked in Coaches' top 25: ..... 25th, Jan. 14, 2019  
 Played A.P. No. 1 team: ..... 11/29/17, Duke (L, 81-91)  
 Defeated A.P. No. 1 team: ..... 2/2/13, Michigan (W, 81-73)  
 Defeated team ranked 2-10 by A.P.: ..... 1/20/22, Purdue (4) W, 68-65  
 Defeated team ranked in AP Top 25: ..... 1/20/22, Purdue (4) W, 68-65  
 Defeated A.P. top 25 on the road: ..... 1/21/21, at Iowa (4) W, 81-69  
 Defeated A.P. top 10 on the road: ..... 1/21/21, at Iowa (4) W, 81-69  
 Defeated A.P. Top 25 on neutral site: ..... 12/16/17 vs. Notre Dame (18) W, 80-77 OT  
 ..... Crossroads Classic, Indianapolis, Indiana

## INDIANA INDIVIDUALS

Had a triple-double: ..... Juwan Morgan (10p, 10r, 10a)  
 ..... vs. Jacksonville, 12/22/2018 (2nd in school history)  
**Had a double-double: ..... Trayce Jackson-Davis (23p, 12r)**  
 ..... **at Nebraska, 1/17/22**  
**Had 30+ points and 10+ reb.: ..... Trayce Jackson-Davis (31p, 16r)**  
 ..... **at Syracuse, 11/30/21**  
**Five players in double figures: .... Xavier Johnson (14), Trayce Jackson-Davis (13), Rob**  
**Phinisee (13), Parker Stewart (12), Race Thompson (10) ..... vs. Minnesota, 1/9/22**  
 Six players in double figures: ..... James Blackmon Jr. (33), Thomas Bryant (13)  
 ..... Kevin "Yogi" Ferrell (13), Robert Johnson (12), Troy Williams (11),  
 ..... Collin Hartman (10); vs. Alcorn State, 11/30/15  
**Scored 30-39 points: ..... 31, Trayce Jackson-Davis at Syracuse, 11/30/21**  
**Scored 40-49 points: ..... 43, Trayce Jackson-Davis vs. Marshall, 11/27/21**  
**Three players scored 20 or more points in the same game: ..... at Syracuse, 11/30/21**  
 ..... **Trayce Jackson-Davis (31), Miller Kopp (28), Parker Stewart (20)**  
**Scored 20 points in a half .... 21, (second) Trayce Jackson-Davis vs. Marshall, 11/27/21**  
**Perfect from field (5 att) ..... 5-5, Race Thompson vs. Ohio State, 1/6/22**  
 Perfect beyond 3-point line (5 att.): ..... 5-5, Robert Johnson vs. IPFW, 12/9/15  
 Perfect at FT line (10 att.): ..... 10-10, Juwan Morgan vs. Arkansas State, 11/22/17  
 Had 20+ Rebounds: ..... 22, D.J. White at Michigan, 1/8/08  
**Had 15-19 Rebounds: ..... 16, Trayce Jackson-Davis, at Syracuse, 11/30/21**  
 Had 10 or more assists: ..... 10, Juwan Morgan vs. Jacksonville, 12/22/18  
 Had 6 or more steals: ..... 7, Race Thompson, vs. Michigan State, 2/20/21  
**Had 5 or more blocked shots: ..... 5, Trayce Jackson-Davis at Iowa, 1/13/22**

## TEAM FIELD GOAL SHOOTING

**Shot 50 percent or better: ..... 540 (27-50), at Nebraska, 1/17/22**  
 Shot 60 percent or better: ..... 648 (35-54), Jacksonville, 12/22/18  
 Shot 70 percent or better: ..... 706 (36-51), vs. Mount St. Mary's, 12/19/12  
**Made 30-39 field goals: ..... 32, vs. Northern Kentucky, 12/22/21**  
 Made 40-49 field goals: ..... 41, vs. Penn State, 2/1/17  
 Made 50 or more field goals: ..... 52, vs. South Dakota, 11/27/76  
 Attempted 70-79 field goals: ..... 72, at Michigan State, 2/2/19  
 Attempted 80-89 field goals: ..... 83, vs. Buffalo, 12/10/99  
 Attempted 90 or more field goals: ..... 92, vs. Iowa, 1/11/75  
 Shot 60+ percent in consecutive games: ..... (.667) vs. Delaware State, 12/19/16  
 ..... (.600) vs. Austin Peay, 12/22/16

## TEAM 3-POINT SHOOTING

**Shot 50 percent or better: ..... 533 (8/15) vs. Marshall, 11/27/21**  
 Shot 60 percent or better: ..... 625 (10-16), vs. Rutgers, 1/24/21  
 Shot 70 percent or better: ..... 750 (9-12), vs. Mt. St. Mary's, 12/19/12  
 Shot 80 percent or better: ..... 889 (8-9), vs. San Francisco, 12/20/98  
**Made 10 or more 3-point field goals: ..... 11, at Syracuse, 11/30/21**  
 Made 15 or more 3-point field goals: ..... 15, vs. Austin Peay, 12/22/16  
**Attempted 20-29 3-point field goals: ..... 24, vs. Minnesota, 1/9/22**  
 Attempted 30-39 3-point field goals: ..... 33, vs. N Alabama, 12/13/20

## TEAM FREE THROW SHOOTING

**Shot 80 percent or better: ..... 833 (15-18) vs. Ohio State, 1/6/22**  
 Shot 90 percent or better: ..... 900 (9-10), at Penn St., 1/29/20  
 Shot 100 percent: ..... 1,000 (16-16), at Maryland, 1/11/19  
**Made 20-29 free throws: ..... 20, at Nebraska, 1/17/22**  
 Made 30-39 free throws: ..... 37, vs. N. Alabama, 11/12/19  
 Made 40 or more free throws: ..... 45, vs. Chicago State, 11/8/13  
 Attempted 10 or fewer free throws: ..... (5-8), at Wisconsin, 1/7/21  
**Attempted 30-39 free throws: ..... 32, vs. Merrimack, 12/12/21**  
 Attempted 40-49 free throws: ..... 45, vs. N. Alabama, 11/12/19  
 Attempted 50-59 free throws: ..... 55, vs. Chicago State, 11/8/13  
 Attempted 60 or more free throws: ..... 60, vs. Michigan, 2/15/65

## TEAM SCORING

**Scored 90-99 points: ..... 90, vs. Marshall, 11/27/21**  
 Scored 100-109 points: ..... 100, vs. Troy 11/16/19  
**Scored 110 or more points: ..... 110, at Syracuse, 11/30/21**

## TEAM REBOUNDING

**Had 40-49 rebounds: ..... 41, vs. Ohio State, 1/6/22**  
**Had 50-59 rebounds: ..... 54, vs. Merrimack, 12/12/21**  
 Had 60 or more rebounds: ..... 62, vs. Chicago State, 11/8/13

## TEAM ASSISTS

**Had 20-29 assists: ..... 20, vs. Northern Kentucky, 12/22/21**  
 Had 30 or more assists: ..... 31, at Alaska Anchorage, 11/21/01

## TEAM BLOCKED SHOTS

Had 10 or more blocked shots: ..... 12, vs. Nebraska, 3/11/20

## TEAM STEALS

**Had 10 or more steals: ..... 10, vs. Marshall, 11/27/21**  
 Had 15 or more steals: ..... 15, vs. Chattanooga, 11/13/11

## TEAM TURNOVERS

**Had less than 10 Turnovers: ..... 8, vs. Michigan, 1/23/22**

## MISCELLANEOUS

**Two IU players had a double-double in the same game: ..... 11/30/21 at Syracuse**  
 ..... **Trayce Jackson-Davis (31p, 16r) & Race Thompson (17p, 12r)**

Three IU players had a double-double in the same game: ..... 2/1/17 vs. Penn State  
 ..... Thomas Bryant (31p, 11r), Robert Johnson (27p, 11r) and Devonte Green (10p, 10r)

IU player had double digit assists in consecutive games: ..... 1990-91 season  
 ..... Jamal Meeks (12/1/90 – 12 assists and 12/4/90 – 11 assists)

IU player led team in points, rebounds, assists in same game: ..... Trayce Jackson-Davis  
 ..... 2/8/20 vs. Purdue (16 points, 8 rebounds, 4 assists (t-1st))

**IU player scored 30 points in consecutive games: ..... November 27 and 30, 2021**  
 ..... **Trayce Jackson-Davis, (43 points vs. Marshall, 31 points vs. Syracuse)**

IU player scored 30 points or more in 4 straight games: ..... 1971 - George McGinnis, Twice

IU player had 20 points and 20 rebounds in a game: ..... 1/8/08  
 ..... D.J. White: 21 points, 22 rebounds at Michigan

Three players with 10+ rebounds in same game: ..... 2/1/17  
 ..... Thomas Bryant (11), Robert Johnson (11), Devonte Green (10) vs. Penn State

IU player made 10 consecutive 3-pointers: ..... 12/23/05 - 1/3/06  
 ..... Robert Vaden (12 straight over 3 games)

**IU played OT: ..... 11/30/21. at Syracuse, L, 110-112 (20T)**

**IU played 20T: ..... 11/30/21. at Syracuse, L, 110-112 (20T)**

IU played 30T: ..... 2/11/17 vs. Penn State, W, 110-102 (2nd-ever 30T game)

**IU shot 60 percent from the floor in a half: ..... at Nebraska, 1/17/22**  
 ..... **(First Half - .615, 16-26)**

**IU shot 70 percent from the floor in a half: ..... at Syracuse, 11/30/21**  
 ..... **(Second Half - .741, 20-27)**

IU shot 80 percent from the floor in a half: ..... 11/16/15 vs. Austin Peay  
 ..... (Second Half - .808, 21-26)

IU failed to make at least one 3-pointer: ..... 2/25/10 vs. Wisconsin (0-for-5)

An opponent failed to make a free throw ..... 12/29/07 vs. Chicago State (0-for-5)

IU had four players play at least 40 minutes in a single game: ..... 2/1/17, vs. PSU  
 ..... Robert Johnson (50), Josh Newkirk (46), Devonte Green (45), Thomas Bryant (44)

IU had five players play at least 40 minutes in a single game: ..... 1/15/05 at Purdue,  
 ..... (Bracey Wright (48), D.J. White (46), Marshall Strickland (46),  
 ..... Robert Vaden (45) and A.J. Ratliff (40))

Overcame a deficit with five minutes left to win: ..... 2/10/21 at Northwestern  
 ..... trailed 50-43 (5:00) and won 79-76 (2ot)

Overcame a halftime deficit in two consecutive games to win:  
 ..... 12/8/18 vs. Louisville (trailing 33-28 and won 68-67),  
 ..... 12/15/18 vs. Butler (trailing 28-24 and won 59-58)

Overcame a halftime deficit in two consecutive road games to win:  
 ..... 3/1/06 at Purdue (trailing 27-25 and won 70-59)  
 ..... 3/4/06 at Michigan (trailing 38-34 and won 71-68)


Overcame a halftime deficit in three consecutive games to win:  
 ..... 3/1/06 at Purdue (trailing 27-25 and won 70-59)  
 ..... 3/4/06 at Michigan (trailing 30-27 and won 69-67)  
 ..... 3/10/06 vs. Wisconsin (trailing 19-15 and won 61-56)



# MIKE WOODSON

FIRST YEAR AT INDIANA • FIRST YEAR AS COLLEGE HEAD COACH

Record at Indiana: 14-5 Overall, First Year



• Indiana University Vice President and Director of Athletics Scott Dolson has named former Hoosier All-American and Indianapolis native Mike Woodson as the 30th head coach in the men's basketball program's history.

• Woodson returns to the Bloomington campus with vast experiences and knowledge after playing in the NBA for 11 seasons beginning in 1980 and serving as a coach in the league beginning in 1996 for seven NBA franchises, including nine years combined as a head coach with the Atlanta Hawks and New York Knicks. He was currently serving as an assistant coach with the Knicks.

• "This is a great day and a great fit for Indiana Basketball," said IU Vice President and Director of Intercollegiate Athletics Scott Dolson. "Throughout this process, I was looking for someone I could partner with to return Indiana Basketball to a level of success that Hoosier fans have come to know and expect, and Mike is that person.

• "During the last two weeks, I have spoken with numerous individuals at the college and NBA levels, and they were unanimous in their support of and respect for Mike. From his ability in terms of X's and O's to his skill at building relationships and developing players, his reputation is outstanding. As a coach, he's succeeded at the highest levels of the NBA, and he's mentored some of the game's all-time great players. On top of all of that, as one of our program's legendary players, Mike certainly gives us a bridge to our past. But more important than what he did as a former Hoosier player, he's someone who shares my vision for what Indiana Basketball is about, and I'm thrilled about what this day means for our program."

• Woodson was the 1980 Big Ten Player of the Year and NABC All-American as a senior in leading the Hoosiers to a conference title and a berth in the NCAA Tournament's Sweet Sixteen. Despite undergoing back surgery in December and missing seven weeks, he was honored as the Chicago Tribune's Silver Basketball Award Winner following the season.

• As head coach of the Knicks, Woodson guided his 2012-13 Atlantic Division Champions to their first appearance in the Eastern Conference semifinals since 2000 and finished his tenure as New York's coach with a record of 109-79 (.680). As an NBA head coach with Atlanta (2004-2010) and New York (2011-2014), Woodson saw his teams compile two 50-plus win seasons including a personal high of 54 victories during the 2012-13 season with the Knicks. Woodson joined the Knicks staff following six seasons as head coach of the Hawks, where he guided the Hawks to the NBA Playoffs in each of his last three seasons (including 2007-08, ending Atlanta's eight-year Playoff drought), and into the Eastern Conference Semifinals in his last two seasons. In the Playoffs, he piloted the Hawks to back-to-back Game 7 wins in the first round over Miami in 2009 and Milwaukee in 2010.

• Before joining the Hawks, Woodson served for one season (2003-04) as an assistant coach with the Detroit Pistons, where he earned an NBA Championship ring as one of the chief architects behind Detroit's suffocating defense that helped lift the Pistons to the 2004 NBA title. Prior to his six years at the helm of the Hawks, Woodson logged eight seasons as an assistant coach with Milwaukee (1996-97 through 1998-99), Cleveland (1999-2000 through 2000-01), Philadelphia (2001-02 through 2002-03) and Detroit (2003-04).

• Among the All-Stars he's mentored are Ray Allen (Milwaukee Bucks), Kenny Anderson (Atlanta Hawks), Carmelo Anthony (New York Knicks), Chauncey Billups (Detroit Pistons), Sam Cassell (Milwaukee Bucks), Derrick Coleman (Philadelphia 76ers), Baron Davis (New York Knicks), Blake Griffin (Los Angeles Clippers), Richard Hamilton (Detroit Pistons), Al Horford (Atlanta Hawks), Allen Iverson (Philadelphia 76ers), Joe Johnson (Atlanta Hawks), DeAndre Jordan (Los Angeles Clippers), Shawn Kemp (Cleveland Cavaliers), Jason Kidd (New York Knicks), Kenyon Martin (New York Knicks), Dikembe Mutombo (Philadelphia 76ers), Chris Paul (Los Angeles Clippers), Paul Pierce (Los Angeles Clippers), Julius Randle (New York Knicks), Glenn Robinson (Milwaukee Bucks), Derrick Rose (New York Knicks), Amar'e Stoudemire (New York Knicks), Antoine Walker (Atlanta Hawks), Ben Wallace (Detroit Pistons) and Rasheed Wallace (Detroit Pistons, New York Knicks).

• As an assistant, he has worked for greats such as Chris Ford (Bucks), George Karl (Bucks), Larry Brown (76ers and Pistons), Mike D'Antoni (Knicks), Doc Rivers (Clippers), and Tom Thibodeau (Knicks).

• The Knicks selected Woodson with the 12th pick of the 1980 NBA Draft and he enjoyed an 11-year NBA playing career, averaging 14.0 points over 786 games for the Knicks (1980-81), New Jersey (1981-82), Kansas City/Sacramento (1981-82 through 1985-86), the LA Clippers (1986-87 through 1987-88), Houston (1988-89 through 1990-91) and Cleveland (1990-91). He scored a career-high 18.2 ppg with Kansas City in 1982-83. He also averaged 12.2 points in 13 career Playoff games over five post-seasons. Woodson's NBA playing career began in 1980-81, when he averaged 4.7 points over 11.7 minutes in 81 contests with the Knicks.

• He had the honor of playing for some of the most decorated coaches in league history including Red Holzman (Knicks) Larry Brown (Nets) Cotton Fitzsimmons (Kings); Gene Shue (Clippers), Don Chaney (Clippers and Rockets).

• Woodson played 104 games for the Hoosiers after graduating in 1976 from Broad Ripple High School and is the fifth all-time leading scorer with 2,061 points and his 19.8 points per game average is tied (Calbert Cheaney) for the second highest by a Hoosier who played four seasons in college. He averaged 21.0 points during his junior season and helped lead Indiana to an NIT Championship. Woodson captained the USA's Pan American Games team to a gold medal during the summer prior to his senior year and was all set to have a perfect season with the Hoosiers who were ranked No. 1 in the preseason of the 1979-80 campaign. After five games, Woodson suffered a herniated disc in his back and had to undergo surgery. Upon losing Woodson, the Hoosiers went 7-5 in the Big Ten until he returned to spark Indiana back into action. IU finished the conference season with six straight victories and won the Big Ten title. Woodson was the MVP after playing in only six league games that season.

• The 63-year old was born on Mar. 24, 1958 in Indianapolis. At Broad Ripple High School in Indianapolis, he averaged 28.6 points as a senior, scored 1,154 points in his career, and earned All-State honors while being a member of the Indiana All-Stars. He was inducted into the IU Athletics Hall of Fame in 1992 and the Indiana Basketball Hall of Fame in 2010. Mike and his wife, Terri, have two daughters, Alexis and Mariah, who were volleyball players at Georgia Tech. Alexis also played one season at IU.

**BIRTHDATE**  
March 24, 1958

**BIRTHPLACE**  
Indianapolis, Ind.

**WIFE**  
Terri

**CHILDREN**  
Alexis, Mariah

**HIGH SCHOOL**  
Broad Ripple

**COLLEGE**  
Indiana (80)

**DEGREE**  
B.A., Recreation

**COACHING EXPERIENCE**

**MILWAUKEE BUCKS**  
1996-99: Assistant Coach

**CLEVELAND CAVALIERS**  
1999-2001: Assistant Coach

**PHILADELPHIA 76ERS**  
2001-03: Assistant Coach

**DETROIT PISTONS**  
2003-04: Assistant Coach

**ATLANTA HAWKS**  
2004-10: Head Coach

**NEW YORK KNICKS**  
2011-12: Assistant Coach  
2012-14: Head Coach

**LOS ANGELES CLIPPERS**  
2014-18: Assistant Coach

**NEW YORK KNICKS**  
2020-21: Assistant Coach

**INDIANA**  
2021-Present: Head Coach



# #0 • XAVIER JOHNSON

SENIOR/JUNIOR • GUARD • 6-3 • 200  
 WOODBRIDGE, VA. • BISHOP O'CONNELL • PITTSBURGH



- Has scored 1,346 career points at IU and Pitt.
- 7th in Big Ten in assists (4.2)
- Started and had 14 points and 3 assists against EMU... made his second start and had 13 points, 3 assists and 2 steals against NIU... had 8 points, an assist and a steal against St. John's... scored a bucket and had 6 assists against Louisiana... led the Hoosiers with 14 points and added 7 boards and 3 assists against Jackson State... had a solid 20-point, 7-rebound, 7-assist and 5-steal night against Marshall... had 4 points and a season-high 9 boards at Syracuse... posted 8 points and 6 rebounds against Nebraska... made all 6 of his free throws...posted 10 points, 7 rebounds and 7 assists at Wisconsin... notched 9 points and 4 assists against Merrimack... had 11 points and 3 assists against Notre Dame... had 8 points, 5 boards and 5 assists against NKU... posted 9 points, 3 rebounds, 4 assists and 2 steals at Penn State... notched 2 points, 4 boards and 3 assists against Ohio State...finished with a team-high 14 points, 3 boards and 5 assists against Minnesota... had 7 points, 4 rebounds, 4 assists and 2 steals at Iowa... notched 9 points and 5 assists at Nebraska... helped carry the offense against Purdue with 18 points...also had 4 rebounds, 2 assists and a steal... had 14 points, 6 assists and 3 blocks against Michigan.

## SINGLE-GAME CAREER HIGHS

**POINTS - 32**  
vs. Virginia Tech, 2/3/21

**FG MADE - 11**  
vs. Virginia Tech, 2/3/21

**3FG MADE - 5**  
at Northwestern, 12/9/20

**REBOUNDS - 8**  
vs. NC State, 3/11/20

**ASSISTS - 11**  
vs. Duke, 1/19/21

**BLOCKS - 1**  
14x

**STEALS - 6**  
vs. Virginia, 2/22/20

**MINUTES - 45**  
at Wake Forest, 2/5/19

### 2021-22 GAME BY GAME STATS

Opponent	Date	GS	MIN	Total			3-Pointers		Free throws		Rebounds				PF	A	TO	BLK	STL	PTS	AVG
				FG-FGA	PCT	3FG-3FGA	PCT	FT-FTA	PCT	OFF	DEF	TOT	AVG								
Eastern Mich.	11/09/2021	*	24:45	4-9	.444	1-3	.333	5-8	.625	1	1	2	2	0	3	3	0	0	14	14.0	
Northern Ill.	11/12/2021	*	18:44	4-5	.800	1-1	1.000	4-4	1.000	0	2	2	2	0	3	3	2	1	2	13	13.5
St. John's (NY)	11/17/2021	*	19:04	3-5	.600	1-2	.500	1-3	.333	0	2	2	2	0	4	1	3	0	1	8	11.7
Louisiana	11/21/2021	*	16:16	1-4	.250	0-0	.000	0-0	.000	1	2	3	2	2	6	3	0	0	2	9.3	
Jackson St.	11/23/2021	*	25:23	5-6	.833	0-0	.000	4-6	.667	0	7	7	3	2	3	1	0	0	14	10.2	
Marshall	11/27/2021	*	29:43	7-12	.583	2-3	.667	4-4	1.000	0	7	7	3	3	7	2	0	5	20	11.8	
at Syracuse	11/30/2021	*	26:20	1-2	.500	0-0	.000	2-2	1.000	0	1	1	3	4	5	3	0	1	4	10.7	
Nebraska	12/04/2021	*	15:32	1-5	.200	0-1	.000	6-6	1.000	1	5	6	3	8	0	1	0	1	8	10.4	
at Wisconsin	12/08/2021	*	27:11	4-16	.250	0-1	.000	2-6	.333	1	6	7	4	1	4	7	3	0	10	10.3	
Merrimack	12/12/2021	*	22:07	3-5	.600	1-2	.500	2-2	1.000	0	2	2	3	9	1	4	3	0	9	10.2	
vs Notre Dame	12/18/2021	*	31:36	3-11	.273	2-9	.222	3-4	.750	0	2	2	3	7	3	4	0	0	11	10.3	
Northern Ky.	12/22/2021	*	28:09	3-6	.500	0-0	.000	2-4	.500	1	4	5	3	8	1	5	1	0	2	8	10.1
at Penn St.	01/02/2022	*	27:09	3-9	.333	1-3	.333	2-4	.500	1	2	3	3	8	2	4	1	0	2	9	10.0
Ohio St.	01/06/2022	*	26:12	1-7	.143	0-1	.000	0-1	.000	0	4	4	3	8	1	3	1	0	1	2	9.4
Minnesota	01/09/2022	*	21:51	4-10	.400	2-6	.333	4-5	.800	1	2	3	3	7	4	5	1	1	0	14	9.7
at Iowa	01/13/2022	*	24:15	2-7	.286	0-2	.000	3-4	.750	0	4	4	3	8	4	4	0	2	7	9.6	
at Nebraska	01/17/2022	*	24:45	2-5	.400	1-2	.500	4-4	1.000	0	0	0	3	5	4	5	5	0	0	9	9.5
Purdue	01/20/2022	*	31:58	7-17	.412	2-4	.500	2-2	1.000	1	3	4	3	6	0	2	0	0	1	18	10.0
Michigan	01/23/2022	*	35:08	5-11	.455	0-2	.000	4-7	.571	1	5	6	3	7	2	6	2	0	3	14	10.2
<b>Totals</b>			<b>19</b>	<b>476:08</b>	<b>63-152</b>	<b>.414</b>	<b>14-42</b>	<b>.333</b>	<b>54-76</b>	<b>.711</b>	<b>9</b>	<b>61</b>	<b>70</b>	<b>3.7</b>	<b>51</b>	<b>80</b>	<b>43</b>	<b>2</b>	<b>21</b>	<b>194</b>	<b>10.2</b>

## CAREER STATS

SEASON	TEAM	GP-GS	MIN/AVG	FG-FGA	FG%	3FG-3FGA	3FG%	FT-FTA	FT%	OFF	DEF	TOT	AVG	PF-FO	A	TO	BLK	STL	PTS	AVG
2018-19	Pitt	33-33	1051/31.8	159-383	.415	37-105	.352	157-209	.751	38	90	128	3.9	89-1	149	132	4	43	512	15.5
2019-20	Pitt	33-32	1100/33.3	123-330	.373	31-94	.330	108-142	.761	22	99	121	3.7	92-6	163	111	7	58	385	11.7
2020-21	Pitt	18-16	517/28.7	80-188	.426	25-78	.321	70-89	.787	9	53	62	3.4	56-3	103	59	3	23	255	14.2
2021-22	IND	19-19	476/25.1	63-152	.414	14-42	.333	54-76	.711	9	61	70	3.7	51-1	80	43	2	21	194	10.2
<b>TOTAL FOR IND</b>		<b>19-19</b>	<b>476/25.1</b>	<b>63-152</b>	<b>.414</b>	<b>14-42</b>	<b>.333</b>	<b>54-76</b>	<b>.711</b>	<b>9</b>	<b>61</b>	<b>70</b>	<b>3.7</b>	<b>51-1</b>	<b>80</b>	<b>43</b>	<b>2</b>	<b>21</b>	<b>194</b>	<b>10.2</b>
<b>TOTAL</b>		<b>103-100</b>	<b>3143/30.5</b>	<b>425-1053</b>	<b>.404</b>	<b>107-319</b>	<b>.335</b>	<b>389-516</b>	<b>.754</b>	<b>78</b>	<b>303</b>	<b>381</b>	<b>3.7</b>	<b>288-11</b>	<b>495</b>	<b>345</b>	<b>16</b>	<b>145</b>	<b>1346</b>	<b>13.1</b>





# #1 • ROB PHINISEE

SENIOR/JUNIOR • GUARD • 6-1 • 187

LAFAYETTE, IND. • MCCUTCHEON



• Led the team's effort of the bench with 7 points and 2 assists against EMU... had 5 points and a steal against NIU...had 2 assists versus St. John's... missed Marshall, Louisiana and Jackson State games with a leg injury... returned to the lineup at Syracuse and had 2 points, 3 boards and 3 assists...notched 5 points, 4 boards and 3 assists against Nebraska...had 2 points, 4 rebounds and 2 assists at Wisconsin... had 2 points, 3 boards, 4 assists and 2 blocks against Merrimack... hit 2 key triples and played lock-down defense finishing with 6 points, 5 boards, 5 assists and a steal against Notre Dame... had a season-high 10 points... finished with 9 points, 3 rebounds and 2 assists at Penn State... had 2 points and 4 rebounds against Ohio State... tied his career-high with 4 3-point field goals made against Minnesota... had 13 points, 4 assists, 2 steals and a block... scored 2 points and had 3 assists at Iowa... had a steal in 16 minutes at Nebraska... scored a career-high 20 points and hit game winning 3-pointer with 16 seconds left to give IU the win against Purdue... had 4 rebounds and 4 steals... had a basket and 2 assists against Michigan.

## SINGLE-GAME CAREER HIGHS

**POINTS - 20**

vs. Purdue, 1/20/22

**FG MADE - 8**

vs. Purdue, 1/20/22

**3FG MADE - 4**

(3x) last vs. Purdue, 1/20/22

**REBOUNDS - 8**

vs. St. Francis, 3/19/19

**ASSISTS - 8**

(2x) last vs. UC Davis, 11/23/18

**BLOCKS - 3**

vs. Penn State, 12/30/20

**STEALS - 5**

(2x) last vs. Penn St., 2/23/20

**MINUTES - 48**

at Wisconsin, 1/7/21

### 2021-22 GAME BY GAME STATS

Opponent	Date	GS	MIN	Total		3-Pointers		Free throws		Rebounds				PF	A	TO	BLK	STL	PTS	AVG
				FG-FGA	PCT	3FG-3FGA	PCT	FT-FTA	PCT	OFF	DEF	TOT	AVG							
Eastern Mich.	11/09/2021		25:49	3-11	.273	1-5	.200	0-0	.000	0	1	1	1.0	0	2	2	0	0	7	7.0
Northern Ill.	11/12/2021		16:43	1-2	.500	1-2	.500	2-3	.667	0	1	1	1.0	3	1	2	0	1	5	6.0
St. John's (NY)	11/17/2021		17:44	0-3	.000	0-2	.000	0-2	.000	0	1	1	1.0	1	2	2	0	1	0	4.0
at Syracuse	11/30/2021		13:35	1-2	.500	0-1	.000	0-0	.000	0	3	3	1.5	5	3	1	0	0	2	3.5
Nebraska	12/04/2021		24:28	2-7	.286	1-3	.333	0-0	.000	2	2	4	2.0	2	3	2	0	1	5	3.8
at Wisconsin	12/08/2021		12:49	1-4	.250	0-2	.000	0-1	.000	1	3	4	2.3	1	2	1	0	0	2	3.5
Merrimack	12/12/2021		15:43	0-3	.000	0-2	.000	2-4	.500	1	2	3	2.4	0	4	1	2	0	2	3.3
vs Notre Dame	12/18/2021		24:56	2-8	.250	2-3	.667	0-0	.000	1	4	5	2.8	1	5	2	1	1	6	3.6
Northern Ky.	12/22/2021		17:35	4-8	.500	2-3	.667	0-0	.000	0	3	3	2.8	0	0	2	0	1	10	4.3
at Penn St.	01/02/2022		23:51	3-8	.375	1-3	.333	2-2	1.000	1	2	3	2.8	3	2	1	0	1	9	4.8
Ohio St.	01/06/2022		21:34	1-6	.167	0-3	.000	0-0	.000	1	3	4	2.9	1	0	0	0	1	2	4.5
Minnesota	01/09/2022		28:59	4-10	.400	4-9	.444	1-2	.500	0	3	3	2.9	1	4	0	1	2	13	5.3
at Iowa	01/13/2022		18:31	1-5	.200	0-3	.000	0-1	.000	1	0	1	2.8	3	3	4	0	0	2	5.0
at Nebraska	01/17/2022		16:28	0-3	.000	0-3	.000	0-0	.000	0	0	0	2.6	0	0	0	0	1	0	4.6
Purdue	01/20/2022		25:59	8-13	.615	4-7	.571	0-1	.000	1	3	4	2.7	2	0	0	1	4	20	5.7
Michigan	01/23/2022		18:28	1-5	.200	0-3	.000	0-0	.000	0	1	1	2.6	3	2	0	0	0	2	5.4
<b>Totals</b>		<b>0</b>	<b>323:12</b>	<b>32-98</b>	<b>.327</b>	<b>16-54</b>	<b>.296</b>	<b>7-16</b>	<b>.438</b>	<b>9</b>	<b>32</b>	<b>41</b>	<b>2.6</b>	<b>26</b>	<b>33</b>	<b>20</b>	<b>5</b>	<b>14</b>	<b>87</b>	<b>5.4</b>

## CAREER STATS

SEASON	TEAM	GP-GS	MIN/AVG	Field Goals		3-Point		F-Throws		Rebounds				Scoring						
				FG-FGA	FG%	3FG-3FGA	3FG%	FT-FTA	FT%	OFF	DEF	TOT	AVG	PF-FO	A	TO	BLK	STL	PTS	AVG
2018-19	IND	32-29	875/27.3	78-216	.361	27-87	.310	35-53	.660	12	92	104	3.3	67-0	94	41	4	35	218	6.8
2019-20	IND	27-16	628/23.3	68-182	.374	23-69	.333	37-51	.725	6	61	67	2.5	60-1	93	52	6	27	196	7.3
2020-21	IND	27-24	736/27.2	69-199	.347	25-96	.260	30-47	.638	4	59	63	2.3	70-2	77	36	10	22	193	7.1
2021-22	IND	16-0	323/20.2	32-98	.327	16-54	.296	7-16	.438	9	32	41	2.6	26-1	33	20	5	14	87	5.4
<b>TOTAL</b>		<b>102-69</b>	<b>2562/25.1</b>	<b>247-695</b>	<b>.355</b>	<b>91-306</b>	<b>.297</b>	<b>109-167</b>	<b>.653</b>	<b>31</b>	<b>244</b>	<b>275</b>	<b>2.7</b>	<b>223-4</b>	<b>297</b>	<b>149</b>	<b>25</b>	<b>98</b>	<b>694</b>	<b>6.8</b>



# #2 • MICHAEL DURR

SENIOR/JUNIOR • CENTER • 7-0 • 250

ATLANTA, GA. • VICTORY ROCK PREP • SOUTH FLORIDA



• Did not play against EMU due to a knee injury... saw his first action against NIU and posted 2 points and an assist in 10 minutes.... saw 3 minutes of action against St. John's and had a rebound... had a bucket, an assist and 2 blocks against Louisiana... finished with 2 points, 5 boards, 4 assists and a block and a steal against Jackson State... played 4 minutes against Marshall... chipped in 2 points and a board at Syracuse... Against Nebraska, came off the bench and had a bucket and 2 rebounds... had a season-high 4 points and added a rebound at Wisconsin... chipped in 5 points and 3 boards against Merrimack... played 2 minutes and had a board against Notre Dame... chipped in a season-high 6 points and made all 4 free throw attempts against NKU... had 2 boards in 5 minutes at Penn State... had 4 points and a board against Ohio State... had a basket in 5 minutes against Minnesota.... played 5 minutes at Iowa. had a rebound at Nebraska... played a season-high 24 minutes and had 4 points, 2 steals and 2 blocks against Purdue... had 4 points against Michigan.

## SINGLE-GAME CAREER HIGHS

**POINTS - 18**  
at Wichita State, 3/6/21

**FG MADE - 6**  
at Wichita State, 3/6/21

**3FG MADE - 2**  
at Wichita State, 3/6/21

**REBOUNDS - 14**  
vs. Wichita State, 12/22/20

**ASSISTS - 4**  
vs. Jackson State, 11/23/21

**BLOCKS - 4**  
(2x) last vs. Temple, 2/24/21

**STEALS - 3**  
vs. Stetson, 12/8/20

**MINUTES - 37**  
vs. Wichita State, 12/20/20

### 2021-22 GAME BY GAME STATS

Opponent	Date	GS	MIN	Total		3-Pointers		Free throws		Rebounds				PF	A	TO	BLK	STL	PTS	AVG
				FG-FGA	PCT	3FG-3FGA	PCT	FT-FTA	PCT	OFF	DEF	TOT	AVG							
Northern Ill.	11/12/2021		09:59	1-4	.250	0-0	.000	0-0	.000	0	0	0	0	2	1	2	0	0	2	2.0
St. John's (NY)	11/17/2021		03:20	0-0	.000	0-0	.000	0-0	.000	1	0	1	0.5	2	0	1	0	0	0	1.0
Louisiana	11/21/2021		15:59	1-3	.333	0-1	.000	0-0	.000	0	0	0	0.3	1	1	1	2	0	2	1.3
Jackson St.	11/23/2021		13:26	0-3	.000	0-0	.000	2-2	1.000	0	5	5	1.5	1	4	1	1	0	2	1.5
Marshall	11/27/2021		03:26	0-0	.000	0-0	.000	0-0	.000	0	0	0	1.2	1	0	2	0	0	1.2	
at Syracuse	11/30/2021		05:28	0-0	.000	0-0	.000	2-2	1.000	0	1	1	1.2	0	0	0	0	0	2	1.3
Nebraska	12/04/2021		03:20	1-1	1.000	0-0	.000	0-0	.000	1	1	2	1.3	0	0	0	0	0	2	1.4
at Wisconsin	12/08/2021		09:21	2-3	.667	0-0	.000	0-0	.000	0	1	1	1.3	0	0	1	0	0	4	1.8
Merrimack	12/12/2021		12:27	1-1	1.000	0-0	.000	3-6	.500	1	2	3	1.4	3	1	3	0	0	5	2.1
vs Notre Dame	12/18/2021		01:56	0-0	.000	0-0	.000	0-0	.000	1	0	1	1.4	2	0	1	0	0	0	1.9
Northern Ky.	12/22/2021		09:08	1-2	.500	0-0	.000	4-4	1.000	0	1	1	1.4	2	0	0	0	0	6	2.3
at Penn St.	01/02/2022		05:07	0-0	.000	0-0	.000	0-0	.000	1	1	2	1.4	0	0	0	0	0	0	2.1
Ohio St.	01/06/2022		05:47	1-1	1.000	0-0	.000	2-2	1.000	1	0	1	1.4	1	0	0	0	0	4	2.2
Minnesota	01/09/2022		04:41	1-1	1.000	0-0	.000	0-0	.000	0	0	0	1.3	0	0	0	0	0	2	2.2
at Iowa	01/13/2022		05:24	0-0	.000	0-0	.000	0-0	.000	0	0	0	1.2	1	0	1	0	0	0	2.1
at Nebraska	01/17/2022		01:45	0-1	.000	0-0	.000	0-0	.000	1	0	1	1.2	2	0	1	0	0	0	1.9
Purdue	01/20/2022		23:56	1-2	.500	0-0	.000	2-4	.500	0	0	0	1.1	3	0	0	2	2	4	2.1
Michigan	01/23/2022		06:23	2-2	1.000	0-0	.000	0-0	.000	0	0	0	1.1	1	0	0	0	0	4	2.2
<b>Totals</b>			<b>0 140:53</b>	<b>12-24</b>	<b>.500</b>	<b>0-1</b>	<b>.000</b>	<b>15-20</b>	<b>.750</b>	<b>7</b>	<b>12</b>	<b>19</b>	<b>1.1</b>	<b>22</b>	<b>7</b>	<b>14</b>	<b>5</b>	<b>2</b>	<b>39</b>	<b>2.2</b>


## CAREER STATS

SEASON	TEAM	GP-GS	MIN/AVG	FG-FGA	FG%	3FG-3FGA	3FG%	FT-FTA	FT%	OFF	DEF	TOT	AVG	PF-FO	A	TO	BLK	STL	PTS	AVG
2018-19	USF	38-37	810/21.3	78-153	.510	0-1	.000	59-110	.536	78	157	235	6.2	104-2	14	52	46	11	215	5.7
2019-20	USF	30-29	729/24.3	76-155	.490	0-3	.000	50-79	.633	70	112	182	6.1	71-2	10	42	23	11	202	6.7
2020-21	USF	19-19	501/26.4	57-139	.410	4-20	.200	49-62	.790	56	94	150	7.9	48-1	9	22	18	12	167	8.8
2021-22	IND	18-0	141/7.8	12-24	.500	0-1	.000	15-20	.750	7	12	19	1.1	22-0	7	14	5	2	39	2.2
<b>TOTAL FOR IND</b>		<b>18-0</b>	<b>141/7.8</b>	<b>12-24</b>	<b>.500</b>	<b>0-1</b>	<b>.000</b>	<b>15-20</b>	<b>.750</b>	<b>7</b>	<b>12</b>	<b>19</b>	<b>1.1</b>	<b>22-0</b>	<b>7</b>	<b>14</b>	<b>5</b>	<b>2</b>	<b>39</b>	<b>2.2</b>
<b>TOTAL</b>		<b>105-85</b>	<b>2180/20.8</b>	<b>223-471</b>	<b>.473</b>	<b>4-25</b>	<b>.160</b>	<b>173-271</b>	<b>.638</b>	<b>211</b>	<b>375</b>	<b>586</b>	<b>5.6</b>	<b>245-5</b>	<b>40</b>	<b>130</b>	<b>92</b>	<b>36</b>	<b>623</b>	<b>5.9</b>



# #3 • ANTHONY LEAL

SOPHOMORE/FRESHMAN • GUARD • 6-5 • 210  
BLOOMINGTON, IND. • BLOOMINGTON SOUTH



• Did not see action against EMU... got his first playing time against NIU and responded with 7 points, making all 3 shots, including a 3-pointer... did not play against St. John's... had 5 points against Louisiana... hit a triple and had a steal against Jackson State... did not play against Marshall or Syracuse...played 12 minutes and hit a three-pointer and had 2 assists, a rebound and a steal against Nebraska... saw 9 minutes of action at Wisconsin and had a blocked shot... played 17 minutes and scored 3 points and had 2 rebounds... played 16 minutes and had 3 assists and a steal against Notre Dame... garnered his first career start against NKU and finished with 2 points and had career-high's with 4 boards and 5 assists... played 5 minutes at Penn State... played a minute against Michigan.

## SINGLE-GAME CAREER HIGHS

**POINTS - 9**

at Wisconsin, 1/7/21

**FG MADE - 3**

(2x) last vs. N. Illinois, 11/12/21

**3FG MADE - 3**

at Wisconsin, 1/7/21

**REBOUNDS - 4**

(3x) last vs. N. Kentucky, 12/22/21

**ASSISTS - 5**

vs. N. Kentucky, 12/22/21

**BLOCKS - 1**

at Wisconsin, 1/7/21

**STEALS - 3**

vs. Iowa, 2/7/21

**MINUTES - 35**

at Wisconsin, 1/7/21

### 2021-22 GAME BY GAME STATS

Opponent	Date	GS	MIN	Total		3-Pointers		Free throws		Rebounds				PF	A	TO	BLK	STL	PTS	AVG
				FG-FGA	PCT	3FG-3FGA	PCT	FT-FTA	PCT	OFF	DEF	TOT	AVG							
Northern Ill.	11/12/2021		05:17	3-3	1.000	1-1	1.000	0-0	.000	1	0	1	1.0	1	0	0	0	0	7	7.0
Louisiana	11/21/2021		07:25	2-3	.667	1-2	.500	0-0	.000	0	1	1	1.0	2	0	2	0	0	5	6.0
Jackson St.	11/23/2021		11:56	1-2	.500	1-2	.500	0-0	.000	1	0	1	1.0	1	0	1	0	1	3	5.0
Nebraska	12/04/2021		12:23	1-1	1.000	1-1	1.000	0-0	.000	0	1	1	1.0	1	2	1	0	1	3	4.5
at Wisconsin	12/08/2021		08:40	0-0	.000	0-0	.000	0-0	.000	0	0	0	0.8	2	0	0	1	0	0	3.6
Merrimack	12/12/2021		16:56	1-4	.250	1-4	.250	0-0	.000	0	2	2	1.0	0	1	0	0	0	3	3.5
vs Notre Dame	12/18/2021		16:03	0-1	.000	0-1	.000	0-0	.000	0	0	0	0.9	2	3	1	0	1	0	3.0
Northern Ky.	12/22/2021	*	21:51	1-4	.250	0-3	.000	0-0	.000	0	4	4	1.3	1	5	1	0	1	2	2.9
at Penn St.	01/02/2022		04:49	0-1	.000	0-1	.000	0-0	.000	0	0	0	1.1	0	0	0	0	0	0	2.6
Michigan	01/23/2022		00:56	0-0	.000	0-0	.000	0-0	.000	0	0	0	1.0	0	0	0	0	0	0	2.3
<b>Totals</b>		<b>1</b>	<b>106:16</b>	<b>9-19</b>	<b>.474</b>	<b>5-15</b>	<b>.333</b>	<b>0-0</b>	<b>.000</b>	<b>2</b>	<b>8</b>	<b>10</b>	<b>1.0</b>	<b>10</b>	<b>11</b>	<b>6</b>	<b>1</b>	<b>4</b>	<b>23</b>	<b>2.3</b>

## CAREER STATS

SEASON	TEAM	GP-GS	MIN/AVG	FG-FGA	FG%	3FG-3FGA	3FG%	FT-FTA	FT%	OFF	DEF	TOT	AVG	PF-FO	A	TO	BLK	STL	PTS	AVG
2020-21	IND	20-0	234/11.7	10-32	.313	9-30	.300	3-5	.600	7	20	27	1.4	14-0	20	11	1	9	32	1.6
2021-22	IND	10-1	106/10.6	9-19	.474	5-15	.333	0-0	.000	2	8	10	1.0	10-0	11	6	1	4	23	2.3
<b>TOTAL</b>		<b>30-1</b>	<b>340/11.3</b>	<b>19-51</b>	<b>.373</b>	<b>14-45</b>	<b>.311</b>	<b>3-5</b>	<b>.600</b>	<b>9</b>	<b>28</b>	<b>37</b>	<b>1.2</b>	<b>24-0</b>	<b>31</b>	<b>17</b>	<b>2</b>	<b>13</b>	<b>55</b>	<b>1.8</b>



# #4 • KHRISTIAN LANDER

SOPHOMORE/FRESHMAN • GUARD • 6-2 • 185  
EVANSVILLE, IND. • REITZ



• Did not see action against EMU... played 7 minutes against NIU and had 7 points and a steal... came up big off the bench with a layup and assist against St. John's in the second half... posted 9 points and set career-high's for rebounds (6), assists (6) and minutes played (24) against Louisiana... had 3 points and 2 assists against Jackson State... had a basket against Marshall... came off the bench with 4.7 seconds left in regulation and played the rest of the game... had 4 points, a rebound and an assist at Syracuse... did not play against Nebraska or Wisconsin... played 8 minutes against Merrimack... did not play against Notre Dame... saw 4 minutes of action against NKU... did not play at Penn State or against Ohio State... sat out Minnesota, Iowa and Nebraska games with a sore leg... did not play against Purdue or Michigan.

## SINGLE-GAME CAREER HIGHS

**POINTS - 10**  
vs. North Alabama, 12/13/20

**FG MADE - 3**  
(3x) last vs. Louisiana, 11/21/21

**3FG MADE - 2**  
(3x) last vs. Illinois, 2/2/21

**REBOUNDS - 6**  
vs. Louisiana, 11/21/21

**ASSISTS - 6**  
vs. Louisiana, 11/21/21

**BLOCKS - 3**  
vs. Stanford, 12/2/20

**STEALS - 2**  
vs. Louisiana, 11/21/21

**MINUTES - 24**  
vs. Louisiana, 11/21/21

### 2021-22 GAME BY GAME STATS

Opponent	Date	GS	MIN	Total		3-Pointers		Free throws		Rebounds				PF	A	TO	BLK	STL	PTS	AVG
				FG-FGA	PCT	3FG-3FGA	PCT	FT-FTA	PCT	OFF	DEF	TOT	AVG							
Northern Ill.	11/12/2021		06:49	2-5	.400	1-3	.333	2-2	1.000	0	0	0	0	1	0	1	0	1	7	7.0
St. John's (NY)	11/17/2021		06:06	1-2	.500	0-1	.000	0-0	.000	0	1	1	0.5	3	1	0	0	0	2	4.5
Louisiana	11/21/2021		23:53	3-6	.500	1-3	.333	2-2	1.000	0	6	6	2.3	1	6	4	0	2	9	6.0
Jackson St.	11/23/2021		16:53	1-4	.250	0-0	.000	1-2	.500	0	1	1	2.0	2	2	1	1	0	3	5.3
Marshall	11/27/2021		10:17	1-2	.500	0-1	.000	0-0	.000	0	0	0	1.6	1	0	3	0	0	2	4.6
at Syracuse	11/30/2021		10:05	1-1	1.000	1-1	1.000	1-2	.500	0	1	1	1.5	1	1	2	0	0	4	4.5
Merrimack	12/12/2021		07:34	0-0	.000	0-0	.000	0-0	.000	0	1	1	1.4	2	0	2	0	0	0	3.9
Northern Ky.	12/22/2021		04:11	0-0	.000	0-0	.000	0-0	.000	0	0	0	1.3	1	0	1	0	0	0	3.4
<b>Totals</b>		<b>0</b>	<b>85:48</b>	<b>9-20</b>	<b>.450</b>	<b>3-9</b>	<b>.333</b>	<b>6-8</b>	<b>.750</b>	<b>0</b>	<b>10</b>	<b>10</b>	<b>1.3</b>	<b>12</b>	<b>10</b>	<b>14</b>	<b>1</b>	<b>3</b>	<b>27</b>	<b>3.4</b>

## CAREER STATS

SEASON	TEAM	GP-GS	MIN/AVG	FG-FGA	FG%	3FG-3FGA	3FG%	FT-FTA	FT%	OFF	DEF	TOT	AVG	PF-FO	A	TO	BLK	STL	PTS	AVG
2020-21	IND	26-0	263/10.1	18-70	.257	12-44	.273	7-8	.875	0	21	21	0.8	31-1	30	26	4	9	55	2.1
2021-22	IND	8-0	86/10.7	9-20	.450	3-9	.333	6-8	.750	0	10	10	1.3	12-0	10	14	1	3	27	3.4
<b>TOTAL</b>		<b>34-0</b>	<b>349/10.3</b>	<b>27-90</b>	<b>.300</b>	<b>15-53</b>	<b>.283</b>	<b>13-16</b>	<b>.813</b>	<b>0</b>	<b>31</b>	<b>31</b>	<b>0.9</b>	<b>43-1</b>	<b>40</b>	<b>40</b>	<b>5</b>	<b>12</b>	<b>82</b>	<b>2.4</b>





# #12 • MILLER KOPP

SENIOR/JUNIOR • FORWARD • 6-7 • 215

HOUSTON, TEXAS • HOUSTON CHRISTIAN • NORTHWESTERN



• Started and had 3 points, 3 boards an assist and steal against EMU... had 4 points, 2 boards and an assist in a start against NIU... against St.John's, he had 12 points and tied a career-high with 3 blocked shots... finished with 7 points and 7 rebounds against Louisiana... contributed 12 points and 5 boards versus Jackson State... added 5 points and 2 assists against Marshall... played a career-high 48 minutes and had a career-high 28 points on 9 of 16 shooting, including 4 of 9 from long distance... added 4 boards, 3 assists and 2 steals at Syracuse... had 3 boards and 3 assists against Nebraska... posted 7 points at Wisconsin... finished with 8 points and 2 rebounds against Merrimack... had 5 points, 2 rebounds and a steal against Notre Dame...added 3 points and 3 assists against NKU... had 5 points and a rebound, assist and steal at Penn State... had 4 points and 4 boards against Ohio State...hit a huge 3-pointer and added 4 boards and 2 assists against Minnesota... notched 8 points and 2 assists at Iowa...finished with 7 points, 2 rebounds and a steal at Nebraska... had 2 rebounds in 16 minutes against Purdue.... had 5 points and made bith field goals against Michigan.

## SINGLE-GAME CAREER HIGHS

**POINTS - 28**

at Syracuse, 11/30/21

**FG MADE - 9**

(3x) last at Syracuse, 11/30/21

**3FG MADE - 5**

vs. Penn State, 3/7/20

**REBOUNDS - 9**

at Ohio State, 1/13/21

**ASSISTS - 4**

(5x) last at Penn State, 2/15/20

**BLOCKS - 3**

(2x) last vs. St. John's, 11/17/21

**STEALS - 3**

(3x) last vs. Indiana, 2/10/21

**MINUTES - 48**

at Syracuse, 11/30/21

### 2021-22 GAME BY GAME STATS

Opponent	Date	GS	MIN	Total		3-Pointers		Free throws		Rebounds			PF	A	TO	BLK	STL	PTS	AVG		
				FG-FGA	PCT	3FG-3FGA	PCT	FT-FTA	PCT	OFF	DEF	TOT									
Eastern Mich.	11/09/2021	*	18:04	1-5	.200	0-3	.000	1-1	1.000	0	3	3	0	0	1	0	0	1	3	3.0	
Northern Ill.	11/12/2021	*	19:09	1-4	.250	0-1	.000	2-2	1.000	1	1	2	2	1	0	0	0	4	3.5		
St. John's (NY)	11/17/2021	*	22:45	4-10	.400	2-4	.500	2-2	1.000	1	1	2	2	0	1	3	0	12	6.3		
Louisiana	11/21/2021	*	30:25	2-3	.667	1-1	1.000	2-2	1.000	1	6	7	3	1	1	0	1	7	6.5		
Jackson St.	11/23/2021	*	24:34	3-11	.273	2-7	.286	4-4	1.000	0	5	5	3	1	1	0	0	12	7.6		
Marshall	11/27/2021	*	22:50	2-3	.667	1-1	1.000	0-0	.000	0	2	2	3	1	2	0	0	5	7.2		
at Syracuse	11/30/2021	*	48:05	9-16	.563	4-9	.444	6-7	.857	0	4	4	3	6	3	3	2	0	28	10.1	
Nebraska	12/04/2021	*	23:53	0-5	.000	0-2	.000	0-0	.000	1	2	3	3	1	3	4	0	0	0	8.9	
at Wisconsin	12/08/2021	*	28:37	3-6	.500	1-1	1.000	0-0	.000	0	1	1	3	2	0	1	0	0	7	8.7	
Merrimack	12/12/2021	*	20:39	3-4	.750	2-2	1.000	0-0	.000	0	2	2	3	1	0	1	0	0	8	8.6	
vs Notre Dame	12/18/2021	*	27:33	2-7	.286	1-3	.333	0-0	.000	0	2	2	3	0	1	0	0	1	5	8.3	
Northern Ky.	12/22/2021	*	25:10	1-5	.200	1-4	.250	0-0	.000	0	2	2	2	9	3	3	1	0	0	3	7.8
at Penn St.	01/02/2022	*	27:47	2-5	.400	1-2	.500	0-0	.000	0	1	1	2	8	2	1	0	0	1	5	7.6
Ohio St.	01/06/2022	*	21:25	2-6	.333	0-3	.000	0-0	.000	0	4	4	2	9	0	1	2	0	0	4	7.4
Minnesota	01/09/2022	*	21:59	1-3	.333	1-2	.500	0-0	.000	2	2	4	2	9	1	2	0	0	0	3	7.1
at Iowa	01/13/2022	*	23:31	2-5	.400	2-4	.500	2-2	1.000	0	1	1	2	8	2	2	1	0	0	8	7.1
at Nebraska	01/17/2022	*	21:10	2-7	.286	1-5	.200	2-2	1.000	0	2	2	2	8	2	0	0	0	1	7	7.1
Purdue	01/20/2022	*	15:43	0-2	.000	0-1	.000	0-0	.000	0	2	2	2	7	1	0	0	0	0	0	6.7
Michigan	01/23/2022	*	18:32	2-2	1.000	1-1	1.000	0-0	.000	0	0	0	2	6	0	2	0	0	0	5	6.6
<b>Totals</b>			<b>19</b>	<b>461:52</b>	<b>42-109</b>	<b>.385</b>	<b>21-56</b>	<b>.375</b>	<b>21-22</b>	<b>.955</b>	<b>6</b>	<b>43</b>	<b>49</b>	<b>2.6</b>	<b>23</b>	<b>22</b>	<b>14</b>	<b>4</b>	<b>7</b>	<b>126</b>	<b>6.6</b>

## CAREER STATS

SEASON	TEAM	GP-GS	MIN/AVG	FG-FGA	FG%	3FG-3FGA	3FG%	FT-FTA	FT%	OFF	DEF	TOT	AVG	PF-FO	A	TO	BLK	STL	PTS	AVG
2018-19	NU	32-19	525/16.4	60-162	.370	23-72	.319	14-20	.700	15	54	69	2.2	53-0	35	36	13	13	157	4.9
2019-20	NU	31-31	1001/32.3	140-340	.412	65-164	.396	60-67	.896	24	83	107	3.5	42-0	38	38	5	14	405	13.1
2020-21	NU	24-24	752/31.3	90-227	.396	34-103	.330	56-66	.848	12	62	74	3.1	34-1	27	35	3	24	270	11.3
2021-22	IND	19-19	462/24.3	42-109	.385	21-56	.375	21-22	.955	6	43	49	2.6	23-0	22	14	4	7	126	6.6
<b>TOTAL FOR IND</b>		<b>19-19</b>	<b>462/24.3</b>	<b>42-109</b>	<b>.385</b>	<b>21-56</b>	<b>.375</b>	<b>21-22</b>	<b>.955</b>	<b>6</b>	<b>43</b>	<b>49</b>	<b>2.6</b>	<b>23-0</b>	<b>22</b>	<b>14</b>	<b>4</b>	<b>7</b>	<b>126</b>	<b>6.6</b>
<b>TOTAL</b>		<b>106-93</b>	<b>2740/25.8</b>	<b>332-838</b>	<b>.396</b>	<b>143-395</b>	<b>.362</b>	<b>151-175</b>	<b>.863</b>	<b>57</b>	<b>242</b>	<b>299</b>	<b>2.8</b>	<b>152-1</b>	<b>122</b>	<b>123</b>	<b>25</b>	<b>58</b>	<b>958</b>	<b>9.0</b>



# #22 • JORDAN GERONIMO

SOPHOMORE/FRESHMAN • FORWARD • 6-6 • 220  
NEWARK, N.J. • ST. PAUL'S (NH)



• Off the bench, he had 4 points and 4 boards against EMU... notched 6 points, 2 assists and 2 boards against NIU... had 7 points, 5 boards, a steal and defended game-winning shot attempt against St. John's... had 3 points, 6 boards, 2 steals and 2 blocks against Louisiana... posted 6 points and a career-high 8 rebounds against Jackson State... played 7 minutes against Marshall... played 4 minutes at Syracuse and had a rebound and a steal... had 3 points and 2 boards against Nebraska... came off the bench and had 3 points, 5 boards and 2 blocked shots at Wisconsin... had a career-day against Merrimack and his first double-double with 13 points and 13 rebounds... added an assist, a block and a steal... had 2 points and 4 boards against Notre Dame... had 8 points, 4 rebounds and a block against NKU in 14 minutes... came off the bench and had 4 points and 3 rebounds in 9 minutes at Penn State... contributed 4 points, 2 boards and a steal and a block against Ohio State... had 3 boards against Minnesota and a monster tap out on a missed free throw which led to a key 3-pointer by Miller Kopp... had 3 points and a board at Iowa... posted his best B1G game in his career finishing with 10 points and 8 rebounds at Nebraska... made all 4 of his shots and both free throws... had a steal and a block... posted 3 points, a blocked shot and a rebound against Purdue... had a basket and 2 blocks against Michigan.

## SINGLE-GAME CAREER HIGHS

**POINTS - 13**  
vs. Merrimack, 12/21/21

**FG MADE - 5**  
vs. Merrimack, 12/21/21

**3FG MADE - 2**  
at Rutgers, 2/24/21

**REBOUNDS - 13**  
vs. Merrimack, 12/21/21

**ASSISTS - 2**  
vs. N. Illinois, 11/12/21

**BLOCKS - 2**  
(2x) last vs. Louisiana, 11/21/21

**STEALS - 2**  
(2x) last vs. Louisiana, 11/21/21

**MINUTES - 21**  
(2x) last at Nebraska, 1/17/22

**DOUBLE-DOUBLES - 1**  
vs. Merrimack, 12/21/21  
13p, 13r

### 2021-22 GAME BY GAME STATS

Opponent	Date	GS	MIN	Total		3-Pointers		Free throws		Rebounds			PF	A	TO	BLK	STL	PTS	AVG		
				FG-FGA	PCT	3FG-3FGA	PCT	FT-FTA	PCT	OFF	DEF	TOT								AVG	
Eastern Mich.	11/09/2021		14:50	2-5	.400	0-2	.000	0-0	.000	0	4	4	4.0	1	0	0	0	0	4	4.0	
Northern Ill.	11/12/2021		18:10	2-3	.667	1-2	.500	1-2	.500	1	1	2	3.0	2	2	1	0	0	6	5.0	
St. John's (NY)	11/17/2021		08:10	3-4	.750	1-1	1.000	0-0	.000	1	4	5	3.7	2	0	0	0	1	7	5.7	
Louisiana	11/21/2021		20:38	1-7	.143	0-2	.000	1-3	.333	4	2	6	4.3	4	1	5	2	2	3	5.0	
Jackson St.	11/23/2021		17:30	2-4	.500	0-1	.000	2-8	.250	3	5	8	5.0	2	0	0	0	0	6	5.2	
Marshall	11/27/2021		07:09	0-0	.000	0-0	.000	0-0	.000	0	0	0	0.0	0	0	4	2	0	0	0	4.3
at Syracuse	11/30/2021		03:57	0-1	.000	0-0	.000	0-0	.000	0	1	1	3.7	0	0	2	0	1	0	3.7	
Nebraska	12/04/2021		05:32	1-2	.500	0-0	.000	1-2	.500	1	1	2	3.5	1	0	1	0	0	3	3.6	
at Wisconsin	12/08/2021		10:02	0-2	.000	0-1	.000	3-4	.750	2	3	5	3.7	1	1	1	2	0	3	3.6	
Merrimack	12/12/2021		20:27	5-8	.625	0-0	.000	3-5	.600	5	8	13	4.6	1	1	3	1	1	13	4.5	
vs Notre Dame	12/18/2021		03:56	1-1	1.000	0-0	.000	0-0	.000	2	2	4	4.5	0	0	0	0	0	2	4.3	
Northern Ky.	12/22/2021		13:47	3-5	.600	1-1	1.000	1-2	.500	1	3	4	4.5	1	0	3	1	0	8	4.6	
at Penn St.	01/02/2022		09:18	2-3	.667	0-1	.000	0-0	.000	0	3	3	4.4	0	0	0	0	0	4	4.5	
Ohio St.	01/06/2022		09:37	1-2	.500	1-2	.500	1-2	.500	1	1	2	4.2	2	0	0	1	1	4	4.5	
Minnesota	01/09/2022		09:23	0-0	.000	0-0	.000	0-0	.000	0	3	3	4.1	0	0	0	0	0	0	4.2	
at Iowa	01/13/2022		04:42	1-1	1.000	1-1	1.000	0-0	.000	0	1	1	3.9	0	0	2	0	0	3	4.1	
at Nebraska	01/17/2022		21:18	4-4	1.000	0-0	.000	2-2	1.000	3	5	8	4.2	3	1	1	1	1	10	4.5	
Purdue	01/20/2022		12:54	1-2	.500	0-1	.000	1-3	.333	0	1	1	4.0	0	0	1	0	1	3	4.4	
Michigan	01/23/2022		11:32	1-3	.333	0-0	.000	0-0	.000	1	0	1	3.8	0	0	1	2	0	2	4.3	
<b>Totals</b>		<b>0</b>	<b>222:52</b>	<b>30-57</b>	<b>.526</b>	<b>5-15</b>	<b>.333</b>	<b>16-33</b>	<b>.485</b>	<b>25</b>	<b>48</b>	<b>73</b>	<b>3.8</b>	<b>22</b>	<b>6</b>	<b>22</b>	<b>11</b>	<b>7</b>	<b>81</b>	<b>4.3</b>	

## CAREER STATS

SEASON	TEAM	GP-GS	MIN/AVG	FG-FGA	FG%	3FG-3FGA	3FG%	FT-FTA	FT%	OFF	DEF	TOT	AVG	PF-FO	A	TO	BLK	STL	PTS	AVG
2020-21	IND	21-0	168/8.0	19-37	.514	4-10	.400	5-18	.278	12	25	37	1.8	22-0	5	10	2	6	47	2.2
2021-22	IND	19-0	223/11.7	30-57	.526	5-15	.333	16-33	.485	25	48	73	3.8	22-0	6	22	11	7	81	4.3
<b>TOTAL</b>		<b>40-0</b>	<b>391/9.8</b>	<b>49-94</b>	<b>.521</b>	<b>9-25</b>	<b>.360</b>	<b>21-51</b>	<b>.412</b>	<b>37</b>	<b>73</b>	<b>110</b>	<b>2.8</b>	<b>44-0</b>	<b>11</b>	<b>32</b>	<b>13</b>	<b>13</b>	<b>128</b>	<b>3.2</b>



# #23 • TRAYCE JACKSON-DAVIS

JUNIOR/SOPHOMORE • FORWARD • 6-9 • 245

GREENWOOD, IND. • CENTER GROVE



- Preseason All-Big Ten... Third Team Midseason All-American by The Sporting News on watch list for Wooden Award (Midseason), Naismith Trophy, NABC Player of the Year
- BIG Player of the Week (11/15)
- Dick Vitale National Player of the Week (11/29)
- 30th on IU all-time scoring list with 1,302 points
- 5th in Big Ten in Scoring (18.6), 4th in rebounds (8.6), 3rd in FG pct. (.601)
- 1st in Big Ten in blocks (52)

• Had his 23rd career double-double with 21 points and 14 rebounds... added 3 blocks against EMU... versus NIU, he finished with 19 points, 7 boards and 7 blocks, which is tied for the 4th best single-game effort in IU history... led IU with 18 points and 10 boards, his 24th career double-double, versus the Red Storm... added 2 blocks... eclipsed the 1,000-point mark in that game... scored 11 points and had 7 boards and 2 blocks against Louisiana... had 11 points and 4 blocks against Jackson State... established a Simon Skjodt Assembly Hall record with 43 points against Marshall... hit a career-high 18 of 24 field goal attempts... 18 field goals is tied for most ever made by an IU player in the building... 9 were dunks... added 5 blocks, 4 assists and 2 steals... dominated at Syracuse with 31 points, 16 rebounds and 3 blocked shots... 25th career double-double... chipped in 14 points, 7 boards, 3 steals and 4 blocked shots against Nebraska... held to 9 points, 6 rebounds and a block at Wisconsin... had 16 points, 9 rebounds and 3 blocks against Merrimack... notched his 26th career double-double with 17 points and 12 boards against Notre Dame... added 2 blocks... had a team-high 21 points with 6 rebounds and 2 blocked shots against NKU... finished with 20 points, 5 rebounds, 3 assists and 2 blocks at Penn State... had 5th double-double of the season with 27 points, 12 boards and 5 blocked shots against Ohio State... had 28th career double-double with 13 points and 12 rebounds against Minnesota... posted his third straight double-double with 18 points and 11 rebounds... had 5 blocked shots... posted his 4th straight double-double for the first time in his career and with 23 points and 12 rebounds at Nebraska... it was his 30th career double-double... saddled with foul trouble against Purdue... had 4 points and a rebound... defended game-winning shot by Jaden Ivey... made 2 free throws with 5.1 seconds to extend the Hoosier lead... finished with 17 points, 8 boards, 2 steals and 2 blocks against Michigan.

## SINGLE-GAME CAREER HIGHS

- POINTS - 43**  
vs. Marshall, 11/27/21
- FG MADE - 18**  
vs. Marshall, 11/27/21
- 3FG MADE - N/A**
- REBOUNDS - 17**  
(2x) last at Florida State, 12/9/20
- ASSISTS - 4**  
(5x) last vs. Marshall, 11/27/21
- BLOCKS - 7**  
vs. N. Illinois, 11/12/21
- STEALS - 3**  
(2x) last at Michigan St., 3/2/21
- MINUTES - 49**  
at Wisconsin, 1/7/21
- DOUBLE-DOUBLES - 30**  
last at Nebraska, 1/17/22  
23p, 12r

### 2021-22 GAME BY GAME STATS

Opponent	Date	GS	MIN	Total			3-Pointers			Free throws			Rebounds				PF	A	TO	BLK	STL	PTS	AVG
				FG-FGA	PCT	3FG-3FGA	PCT	FT-FTA	PCT	OFF	DEF	TOT	AVG										
Eastern Mich.	11/09/2021	*	36:44	9-14	.643	0-0	.000	3-7	.429	2	12	14	14.0	0	3	0	3	0	21	21.0			
Northern Ill.	11/12/2021	*	26:03	6-9	.667	0-1	.000	7-11	.636	1	6	7	10.5	1	1	1	7	1	19	20.0			
St. John's (NY)	11/17/2021	*	36:32	7-12	.583	0-0	.000	4-7	.571	2	8	10	10.3	2	4	3	2	0	18	19.3			
Louisiana	11/21/2021	*	19:02	4-8	.500	0-0	.000	3-3	1.000	2	5	7	9.5	3	2	1	2	0	11	17.3			
Jackson St.	11/23/2021	*	24:27	5-7	.714	0-0	.000	1-2	.500	1	2	3	8.2	2	1	1	4	0	11	16.0			
Marshall	11/27/2021	*	36:34	18-24	.750	0-0	.000	7-9	.778	2	3	5	7.7	0	4	3	5	2	43	20.5			
at Syracuse	11/30/2021	*	44:32	11-16	.688	0-0	.000	9-14	.643	6	10	16	8.9	2	0	6	3	0	31	22.0			
Nebraska	12/04/2021	*	35:22	5-11	.455	0-0	.000	4-5	.800	0	7	7	8.6	1	0	4	4	3	14	21.0			
at Wisconsin	12/08/2021	*	30:39	4-10	.400	0-0	.000	1-2	.500	3	3	6	8.3	1	1	0	1	0	9	19.7			
Merrimack	12/12/2021	*	23:35	5-10	.500	0-0	.000	6-6	1.000	3	6	9	8.4	0	0	1	3	1	16	19.3			
vs Notre Dame	12/18/2021	*	38:04	6-12	.500	0-0	.000	5-8	.625	2	10	12	8.7	2	2	2	2	0	17	19.1			
Northern Ky.	12/22/2021	*	28:54	9-11	.818	0-0	.000	3-4	.750	2	4	6	8.5	1	4	0	2	1	21	19.3			
at Penn St.	01/02/2022	*	33:35	8-18	.444	0-1	.000	4-6	.667	0	5	5	8.2	1	3	1	2	1	20	19.3			
Ohio St.	01/06/2022	*	34:13	11-17	.647	0-0	.000	5-6	.833	5	7	12	8.5	1	2	4	5	0	27	19.9			
Minnesota	01/09/2022	*	34:28	6-11	.545	0-0	.000	1-2	.500	1	11	12	8.7	2	2	1	0	0	13	19.4			
at Iowa	01/13/2022	*	36:52	6-8	.750	0-0	.000	6-10	.600	6	5	11	8.9	1	2	2	5	1	18	19.3			
at Nebraska	01/17/2022	*	30:39	10-16	.625	0-0	.000	3-8	.375	3	9	12	9.1	4	0	1	0	1	23	19.5			
Purdue	01/20/2022	*	11:10	1-1	1.000	0-0	.000	2-4	.500	0	1	1	8.6	4	0	2	0	0	4	18.7			
Michigan	01/23/2022	*	32:41	6-13	.462	0-0	.000	5-6	.833	3	5	8	8.6	3	0	1	2	2	17	18.6			
<b>Totals</b>			<b>19</b>	<b>594:06</b>	<b>137-228</b>	<b>.601</b>	<b>0-2</b>	<b>.000</b>	<b>79-120</b>	<b>.658</b>	<b>44</b>	<b>119</b>	<b>163</b>	<b>8.6</b>	<b>31</b>	<b>31</b>	<b>34</b>	<b>52</b>	<b>13</b>	<b>353</b>	<b>18.6</b>		

## CAREER STATS

SEASON	TEAM	GP-GS	MIN/AVG	FG-FGA	FG%	3FG-3FGA	3FG%	FT-FTA	FT%	OFF	DEF	TOT	AVG	PF-FO	A	TO	BLK	STL	PTS	AVG
2019-20	IND	32-32	939/29.3	159-281	.566	0-0	.000	115-168	.685	96	174	270	8.4	64-0	37	42	59	22	433	13.5
2020-21	IND	27-27	925/34.2	183-354	.517	0-0	.000	150-229	.655	87	156	243	9.0	58-0	39	59	38	20	516	19.1
2021-22	IND	19-19	594/31.3	137-228	.601	0-2	.000	79-120	.658	44	119	163	8.6	31-0	31	34	52	13	353	18.6
<b>TOTAL</b>		<b>78-78</b>	<b>2458/31.5</b>	<b>479-863</b>	<b>.555</b>	<b>0-2</b>	<b>.000</b>	<b>344-517</b>	<b>.665</b>	<b>227</b>	<b>449</b>	<b>676</b>	<b>8.7</b>	<b>153-0</b>	<b>107</b>	<b>135</b>	<b>149</b>	<b>55</b>	<b>1302</b>	<b>16.7</b>



# #25 • RACE THOMPSON

SENIOR/REDSHIRT JUNIOR • FORWARD • 6-8 • 228  
PLYMOUTH, MINN. • ARMSTRONG



• 8th in Big Ten in rebounding (7.6)

• Solid effort against EMU with 5 points, 10 rebounds, 3 rebounds and 2 blocked shots... 6th career double-digit rebound effort... posted his 4th career double-double with 12 points and 4 boards against NIU... it was his 7th career double-digit rebounding effort... had game-clinching basket with 25 seconds left and finished with 15 points, 5 boards, 2 assists and 4 steals against St. John's... posted 8 points and 8 rebounds in 19 minutes against Louisiana... notched 4 points, 5 boards and 2 assists against Jackson State... had 8 points and posted his 8th career double-digit rebounding effort with 10 against Marshall... added 2 steals and a block... had his 5th career double-double with 17 points, 12 rebounds and added 8 assists at Syracuse... had a second straight double-double and third straight double-digit rebound effort with 11 points and 11 rebounds against Nebraska... had 12 points, 9 rebounds and a steal at Wisconsin... had 14 points and 7 rebounds against Merrimack... made all 6 of his field goal attempts... had 11 points, 3 boards, 3 assists and 2 steals against Notre Dame... made all 4 of his field goal attempts...had 14 points, 4 rebounds and 2 blocked shots against NKU... another solid effort with 9 points and 10 rebounds at Penn State... posted 11 points, 7 rebounds and 2 assists against Ohio State... made all 5 of his free throws... had 10 points, 5 boards and 2 assists against Minnesota... finished with 13 points, 5 boards and 2 assists at Iowa... had 12 points, 7 rebounds and a block and steal at Nebraska... had 9 points and 9 rebounds against Purdue... contributed 9 points, 6 rebounds, 3 assists, 2 blocks and a steal against Michigan.

## SINGLE-GAME CAREER HIGHS

**POINTS - 22**  
vs. Providence, 11/30/20

**FG MADE - 8**  
vs. Providence, 11/30/20

**3FG MADE - 1**  
(8x) last vs. Marshall, 11/27/21

**REBOUNDS - 13**  
vs. Providence, 11/30/20

**ASSISTS - 8**  
at Syracuse, 11/30/21

**BLOCKS - 4**  
(3x) last vs. Iowa, 2/7/21

**STEALS - 7**  
vs. Michigan State, 2/20/21

**MINUTES - 45**  
at Syracuse, 11/30/21

**DOUBLE-DOUBLES - 6**  
last vs. Nebraska, 12/4/21  
11p, 11r

### 2021-22 GAME BY GAME STATS

Opponent	Date	GS	MIN	Total		3-Pointers		Free throws		Rebounds				PF	A	TO	BLK	STL	PTS	AVG	
				FG-FGA	PCT	3FG-3FGA	PCT	FT-FTA	PCT	OFF	DEF	TOT	AVG								
Eastern Mich.	11/09/2021	*	24:01	2-6	.333	0-4	.000	1-2	.500	1	9	10	10.0	4	3	0	2	1	5	5.0	
Northern Ill.	11/12/2021	*	15:42	3-5	.600	1-2	.500	5-6	.833	3	7	10	10.0	2	0	3	1	0	12	8.5	
St. John's (NY)	11/17/2021	*	31:58	6-9	.667	0-1	.000	3-3	1.000	1	4	5	8.3	0	2	3	0	4	15	10.7	
Louisiana	11/21/2021	*	19:22	3-4	.750	0-1	.000	2-3	.667	0	8	8	8.3	3	2	2	1	1	8	10.0	
Jackson St.	11/23/2021	*	22:30	2-5	.400	0-0	.000	0-0	.000	1	4	5	7.6	0	2	3	1	1	4	8.8	
Marshall	11/27/2021	*	31:04	2-8	.250	1-3	.333	3-6	.500	3	7	10	8.0	2	1	2	1	2	8	8.7	
at Syracuse	11/30/2021	*	44:33	8-14	.571	0-0	.000	1-1	1.000	5	7	12	8.6	3	8	7	0	1	17	9.9	
Nebraska	12/04/2021	*	30:06	5-9	.556	0-2	.000	1-2	.500	2	9	11	8.9	1	2	0	1	1	11	10.0	
at Wisconsin	12/08/2021	*	29:45	6-11	.545	0-1	.000	0-0	.000	4	5	9	8.9	3	1	0	0	1	12	10.2	
Merrimack	12/12/2021	*	19:33	6-6	1.000	0-0	.000	2-5	.400	3	4	7	8.7	0	0	1	0	1	14	10.6	
vs Notre Dame	12/18/2021	*	26:15	4-4	1.000	0-0	.000	3-6	.500	0	3	3	8.2	3	3	0	0	2	11	10.6	
Northern Ky.	12/22/2021	*	25:20	7-9	.778	0-1	.000	0-1	.000	1	3	4	7.8	3	1	0	2	1	14	10.9	
at Penn St.	01/02/2022	*	30:03	4-7	.571	1-3	.333	0-0	.000	6	4	10	8.0	0	1	0	1	1	1	9	10.8
Ohio St.	01/06/2022	*	30:23	3-7	.429	0-1	.000	5-5	1.000	2	5	7	7.9	1	2	2	0	0	11	10.8	
Minnesota	01/09/2022	*	31:28	4-7	.571	0-1	.000	2-2	1.000	1	4	5	7.7	1	2	0	0	1	10	10.7	
at Iowa	01/13/2022	*	33:02	6-10	.600	0-2	.000	1-2	.500	3	2	5	7.6	2	2	5	0	0	13	10.9	
at Nebraska	01/17/2022	*	24:32	3-6	.500	0-0	.000	6-7	.857	2	5	7	7.5	3	0	0	1	1	12	10.9	
Purdue	01/20/2022	*	32:00	4-10	.400	0-3	.000	1-2	.500	1	8	9	7.6	2	0	0	0	0	9	10.8	
Michigan	01/23/2022	*	28:28	4-11	.364	1-4	.250	0-0	.000	1	5	6	7.5	3	3	1	2	1	9	10.7	
<b>Totals</b>			<b>19</b>	<b>530:05</b>	<b>82-148</b>	<b>.554</b>	<b>4-29</b>	<b>.138</b>	<b>36-53</b>	<b>.679</b>	<b>40</b>	<b>103</b>	<b>143</b>	<b>7.5</b>	<b>36</b>	<b>35</b>	<b>29</b>	<b>13</b>	<b>20</b>	<b>204</b>	<b>10.7</b>

## CAREER STATS

SEASON	TEAM	GP-GS	MIN/AVG	FG-FGA	FG%	3FG-3FGA	3FG%	FT-FTA	FT%	OFF	DEF	TOT	AVG	PF-FO	A	TO	BLK	STL	PTS	AVG
2018-19	IND	9-0	63/7.0	2-5	.400	0-3	.000	2-4	.500	5	14	19	2.1	4-0	1	0	3	3	6	0.7
2019-20	IND	29-0	394/13.6	37-80	.463	3-10	.300	29-44	.659	37	77	114	3.9	44-0	13	12	19	20	106	3.7
2020-21	IND	27-27	760/28.1	87-169	.515	3-15	.200	70-114	.614	54	113	167	6.2	63-0	37	31	34	28	247	9.1
2021-22	IND	19-19	530/27.9	82-148	.554	4-29	.138	36-53	.679	40	103	143	7.5	36-0	35	29	13	20	204	10.7
<b>TOTAL</b>		<b>84-46</b>	<b>1748/20.8</b>	<b>208-402</b>	<b>.517</b>	<b>10-57</b>	<b>.175</b>	<b>137-215</b>	<b>.637</b>	<b>136</b>	<b>307</b>	<b>443</b>	<b>5.3</b>	<b>147-0</b>	<b>86</b>	<b>72</b>	<b>69</b>	<b>71</b>	<b>563</b>	<b>6.7</b>





# #32 • TREY GALLOWAY

SOPHOMORE/FRESHMAN • GUARD • 6-4 • 210

CULVER, IND. • CULVER ACADEMIES



• Had 2 points and 2 boards off the bench against EMU... finished with 7 points, 2 boards and 3 assists against NIU... had a brief outing against St. John's and had a rebound and steal... left game after he was on the receiving end of a flagrant 2 foul... did not return... was out indefinitely after being injured against St. John's... came back 10 games later against Ohio State and brought boundless energy finishing with 8 points, 3 rebounds, 4 assists and 2 steals... had 6 points and 3 boards against Minnesota..., posted a season-high 10 points at Iowa... had 9 points and 2 assists at Nebraska... defended final game-tying 3-pointer by Purdue... posted 8 points, 4 rebounds, 2 assists and a steal in that game... played 23 minutes against Michigan and had 3 assists and 2 steals.

## SINGLE-GAME CAREER HIGHS

**POINTS - 13**  
vs. Tennessee Tech, 11/25/20

**FG MADE - 6**  
vs. Tennessee Tech, 11/25/20

**3FG MADE - 2**  
vs. Northwestern, 12/23/20

**REBOUNDS - 5**  
vs. Texas, 12/1/20

**ASSISTS - 5**  
(2x) last vs. Penn St., 12/30/20

**BLOCKS - 1**  
(2x) last vs. E. Michigan, 11/9/21

**STEALS - 3**  
vs. Providence, 11/30/20

**MINUTES - 37**  
vs. Penn St., 12/30/20

### 2021-22 GAME BY GAME STATS

Opponent	Date	GS	MIN	Total		3-Pointers		Free throws		Rebounds				PF	A	TO	BLK	STL	PTS	AVG	
				FG-FGA	PCT	3FG-3FGA	PCT	FT-FTA	PCT	OFF	DEF	TOT	AVG								
Eastern Mich.	11/09/2021		13:55	1-2	.500	0-1	.000	0-0	.000	0	2	2	2.0	4	1	2	1	0	2	2.0	
Northern Ill.	11/12/2021		22:49	3-7	.429	1-3	.333	0-0	.000	0	2	2	2.0	1	3	1	0	0	7	4.5	
St. John's (NY)	11/17/2021		04:26	0-0	.000	0-0	.000	0-0	.000	0	1	1	1.7	1	0	0	0	1	0	3.0	
Ohio St.	01/06/2022		19:00	3-5	.600	0-0	.000	2-2	1.000	1	2	3	2.0	1	4	0	0	2	8	4.3	
Minnesota	01/09/2022		21:52	3-6	.500	0-2	.000	0-0	.000	1	2	3	2.2	3	1	2	1	0	6	4.6	
at Iowa	01/13/2022		18:45	4-6	.667	2-3	.667	0-0	.000	0	1	1	2.0	1	1	3	0	0	10	5.5	
at Nebraska	01/17/2022		20:36	3-3	1.000	0-0	.000	3-5	.600	0	0	0	1.7	1	2	4	0	1	9	6.0	
Purdue	01/20/2022		24:17	2-4	.500	0-1	.000	4-6	.667	0	4	4	2.0	2	2	0	0	1	8	6.3	
Michigan	01/23/2022		22:55	0-5	.000	0-3	.000	0-0	.000	0	0	0	1.8	0	3	1	0	2	0	5.6	
<b>Totals</b>			<b>0</b>	<b>168:35</b>	<b>19-38</b>	<b>.500</b>	<b>3-13</b>	<b>.231</b>	<b>9-13</b>	<b>.692</b>	<b>2</b>	<b>14</b>	<b>16</b>	<b>1.8</b>	<b>14</b>	<b>17</b>	<b>13</b>	<b>2</b>	<b>7</b>	<b>50</b>	<b>5.6</b>

## CAREER STATS

SEASON	TEAM	GP-GS	MIN/AVG	FG-FGA	FG%	3FG-3FGA	3FG%	FT-FTA	FT%	OFF	DEF	TOT	AVG	PF-FO	A	TO	BLK	STL	PTS	AVG
2020-21	IND	25-7	488/19.5	35-84	.417	6-33	.182	14-19	.737	12	35	47	1.9	45-0	39	25	1	11	90	3.6
2021-22	IND	9-0	169/18.7	19-38	.500	3-13	.231	9-13	.692	2	14	16	1.8	14-0	17	13	2	7	50	5.6
<b>TOTAL</b>		<b>34-7</b>	<b>657/19.3</b>	<b>54-122</b>	<b>.443</b>	<b>9-46</b>	<b>.196</b>	<b>23-32</b>	<b>.719</b>	<b>14</b>	<b>49</b>	<b>63</b>	<b>1.9</b>	<b>59-0</b>	<b>56</b>	<b>38</b>	<b>3</b>	<b>18</b>	<b>140</b>	<b>4.1</b>



# #45 • PARKER STEWART

GRADUATE STUDENT/RS-JUNIOR • GUARD • 6-5 • 200  
UNION CITY, TENN. • UNION CITY/PITT/UT-MARTIN



- Wears #45 at IU in honor of his late father, Anthony, who coached him at UT Martin and wore the number when he played collegiately at Mt. Union from 1989-93.
- Started and hit 2 of 4 3-pointers and added a steal against EMU... started against NIU and had 2 boards and a steal... hit a triple and had 2 boards, an assist and a steal against St. John's... had a season-high 16 points against Louisiana... hit 6 of 7 FGA and 4 of 5 3's... finished with 9 points and made 3 out of 5 triples against Jackson State... had 6 points and 7 boards against Marshall... finished with 20 points, 2 assists and a steal at Syracuse... made 6 of 12 long distance calls... had 9 points and 3 boards against Nebraska... finished with 9 points and 4 rebounds at Wisconsin... had 2 rebounds and 3 assists against Merrimack... had 12 points, 3 boards and 2 blocks against Notre Dame... made 3 of 4 long distance shots... had 3 points against NKU... had 2 points and 2 assists at Penn State... finished with 5 points, 3 boards, 2 assists and 2 steals against Ohio State... finished with 12 points and 3 rebounds against Minnesota... had 11 points, 2 boards and 3 assists at Iowa... had 6 points and an assist at Nebraska... hit 2 free throws and had an assist and a steal against Purdue... finished with 9 points and an assist against Michigan.

## SINGLE-GAME CAREER HIGHS

- POINTS - 33**  
(2x) last at Morehead St., 2/1/20
- FG MADE - 11**  
at Morehead St., 2/1/20
- 3FG MADE - 7**  
at Syracuse, 1/16/18
- REBOUNDS - 11**  
at Western Illinois, 11/13/19
- ASSISTS - 8**  
vs. Tenn Tech, 2/6/20
- BLOCKS - 2**  
(2x) last vs. Notre Dame, 12/18/21
- STEALS - 4**  
vs. St. Louis Pharmacy, 11/5/19
- MINUTES - 40**  
vs. Jacksonville State, 2/8/20

### 2021-22 GAME BY GAME STATS

Opponent	Date	GS	MIN	Total		3-Pointers		Free throws		Rebounds				PF	A	TO	BLK	STL	PTS	AVG
				FG-FGA	PCT	3FG-3FGA	PCT	FT-FTA	PCT	OFF	DEF	TOT	AVG							
Eastern Mich.	11/09/2021	*	27:16	2-5	.400	2-4	.500	0-0	.000	0	1	1	1.0	2	0	0	0	1	6	6.0
Northern Ill.	11/12/2021	*	17:02	0-5	.000	0-4	.000	0-0	.000	0	2	2	1.5	2	0	0	0	1	0	3.0
St. John's (NY)	11/17/2021	*	23:03	1-3	.333	1-3	.333	0-0	.000	0	2	2	1.7	3	1	1	0	1	3	3.0
Louisiana	11/21/2021	*	18:04	6-7	.857	4-5	.800	0-0	.000	0	0	0	1.3	3	0	1	0	0	16	6.3
Jackson St.	11/23/2021	*	18:09	3-6	.500	3-5	.600	0-0	.000	0	2	2	1.4	1	1	2	0	1	9	6.8
Marshall	11/27/2021	*	35:10	2-6	.333	2-5	.400	0-0	.000	0	7	7	2.3	4	0	0	0	1	6	6.7
at Syracuse	11/30/2021	*	39:01	6-12	.500	6-12	.500	2-3	.667	0	1	1	2.1	5	2	2	0	1	20	8.6
Nebraska	12/04/2021	*	24:45	3-7	.429	3-6	.500	0-0	.000	0	3	3	2.3	2	0	0	0	0	9	8.6
at Wisconsin	12/08/2021	*	26:03	3-7	.429	3-5	.600	0-0	.000	1	3	4	2.4	4	1	0	0	1	9	8.7
Merrimack	12/12/2021	*	18:01	0-3	.000	0-2	.000	0-0	.000	0	2	2	2.4	3	3	2	0	0	0	7.8
vs Notre Dame	12/18/2021	*	29:41	3-4	.750	3-4	.750	3-4	.750	0	3	3	2.5	2	0	4	2	0	12	8.2
Northern Ky.	12/22/2021	*	08:28	1-2	.500	1-2	.500	0-0	.000	0	0	0	2.3	3	0	1	0	0	3	7.8
at Penn St.	01/02/2022	*	31:59	1-4	.250	0-2	.000	0-0	.000	0	1	1	2.2	4	2	1	0	0	2	7.3
Ohio St.	01/06/2022	*	28:15	2-8	.250	1-5	.200	0-0	.000	0	3	3	2.2	4	2	0	0	2	5	7.1
Minnesota	01/09/2022	*	19:53	4-5	.800	2-3	.667	2-4	.500	0	3	3	2.3	3	0	1	0	0	12	7.5
at Iowa	01/13/2022	*	26:16	4-7	.571	2-5	.400	1-2	.500	0	2	2	2.3	5	3	1	0	0	11	7.7
at Nebraska	01/17/2022	*	26:52	2-4	.500	2-3	.667	0-0	.000	0	0	0	2.1	3	1	1	0	0	6	7.6
Purdue	01/20/2022	*	14:54	0-3	.000	0-2	.000	2-2	1.000	0	1	1	2.1	2	1	0	0	1	2	7.3
Michigan	01/23/2022	*	17:49	3-7	.429	3-6	.500	0-0	.000	0	0	0	1.9	1	1	0	0	0	9	7.4
<b>Totals</b>			<b>18</b>	<b>450:42</b>	<b>46-105</b>	<b>.438</b>	<b>38-83</b>	<b>.458</b>	<b>10-15</b>	<b>.667</b>	<b>1</b>	<b>36</b>	<b>37</b>	<b>1.9</b>	<b>56</b>	<b>18</b>	<b>2</b>	<b>9</b>	<b>140</b>	<b>7.4</b>

## CAREER STATS

SEASON	TEAM	GP-GS	MIN/AVG	FG-FGA	FG%	3FG-3FGA	3FG%	FT-FTA	FT%	OFF	DEF	TOT	AVG	PF-FO	A	TO	BLK	STL	PTS	AVG
2017-18	Pitt	32-20	839/26.2	90-235	.383	71-184	.386	40-50	.800	16	89	105	3.3	51-0	29	19	5	14	291	9.1
2019-20	UTM	25-24	903/36.1	157-381	.412	71-204	.348	95-124	.766	20	95	115	4.6	71-1	94	82	10	21	480	19.2
2021-22	IND	19-18	451/23.7	46-105	.438	38-83	.458	10-15	.667	1	36	37	1.9	56-2	18	17	2	9	140	7.4
<b>TOTAL FOR IND</b>		<b>19-18</b>	<b>451/23.7</b>	<b>46-105</b>	<b>.438</b>	<b>38-83</b>	<b>.458</b>	<b>10-15</b>	<b>.667</b>	<b>1</b>	<b>36</b>	<b>37</b>	<b>1.9</b>	<b>56-2</b>	<b>18</b>	<b>17</b>	<b>2</b>	<b>9</b>	<b>140</b>	<b>7.4</b>
<b>TOTAL</b>		<b>76-62</b>	<b>2193/28.9</b>	<b>293-721</b>	<b>.406</b>	<b>180-471</b>	<b>.382</b>	<b>145-189</b>	<b>.767</b>	<b>37</b>	<b>220</b>	<b>257</b>	<b>3.4</b>	<b>178-3</b>	<b>141</b>	<b>118</b>	<b>17</b>	<b>44</b>	<b>911</b>	<b>12.0</b>



# #51 • LOGAN DUNCOMB

FRESHMAN • CENTER • 6-9 • 235  
CINCINNATI, OHIO • ARCHBISHOP MOELLER



• Did not see action against EMU... got his first playing time and had 2 boards and an assist in 4 minutes of action... did not play against St. John's, Syracuse, Nebraska, Wisconsin... scored his first points as a Hoosier and finished with 4, a rebound and a block in 4 minutes against Merrimack... did not play against Notre Dame... hit a jumper against NKU... did not dress at Penn State or against Ohio State and was in a walking boot... dressed but did not play against Minnesota... out with a non-COVID related illness at Iowa... did not play at Nebraska or against Purdue.... played 1 minute against Michigan and had a field goal attempt.

## SINGLE-GAME CAREER HIGHS

- POINTS - 4**  
vs. Merrimack, 12/21/21
- FG MADE - 1**  
(2x) last vs. N. Kentucky, 12/22/21
- 3FG MADE - N/A**
- REBOUNDS - 2**  
vs. N. Illinois, 11/12/21
- ASSISTS - 1**  
vs. N. Illinois, 11/12/21
- BLOCKS - 1**  
vs. Merrimack, 12/21/21
- STEALS - N/A**
- MINUTES - 4**  
vs. Merrimack, 12/21/21
- DOUBLE-DOUBLES - N/A**

### 2021-22 GAME BY GAME STATS

Opponent	Date	GS	MIN	Total		3-Pointers		Free throws		Rebounds				PF	A	TO	BLK	STL	PTS	AVG
				FG-FGA	PCT	3FG-3FGA	PCT	FT-FTA	PCT	OFF	DEF	TOT	AVG							
Northern Ill.	11/12/2021		03:58	0-1	.000	0-0	.000	0-0	.000	1	1	2	2.0	0	1	1	0	0	0	0.0
Merrimack	12/12/2021		03:58	1-1	1.000	0-0	.000	2-2	1.000	1	0	1	1.5	1	0	1	1	0	4	2.0
Northern Ky.	12/22/2021		01:58	1-1	1.000	0-0	.000	0-0	.000	0	0	0	1.0	0	0	0	0	0	2	2.0
Michigan	01/23/2022		00:56	0-1	.000	0-0	.000	0-0	.000	0	0	0	0.8	0	0	0	0	0	1.5	
<b>Totals</b>		<b>0</b>	<b>10:50</b>	<b>2-4</b>	<b>.500</b>	<b>0-0</b>	<b>.000</b>	<b>2-2</b>	<b>1.000</b>	<b>2</b>	<b>1</b>	<b>3</b>	<b>0.8</b>	<b>1</b>	<b>1</b>	<b>2</b>	<b>1</b>	<b>0</b>	<b>6</b>	<b>1.5</b>

## CAREER STATS

SEASON	TEAM	GP-GS	MIN/AVG	FG-FGA	FG%	3FG-3FGA	3FG%	FT-FTA	FT%	OFF	DEF	TOT	AVG	PF-FO	A	TO	BLK	STL	PTS	AVG
2021-22	IND	4-0	11/2.7	2-4	.500	0-0	.000	2-2	1.000	2	1	3	0.8	1-0	1	2	1	0	6	1.5
<b>TOTAL</b>		<b>4-0</b>	<b>11/2.7</b>	<b>2-4</b>	<b>.500</b>	<b>0-0</b>	<b>.000</b>	<b>2-2</b>	<b>1.000</b>	<b>2</b>	<b>1</b>	<b>3</b>	<b>0.8</b>	<b>1-0</b>	<b>1</b>	<b>2</b>	<b>1</b>	<b>0</b>	<b>6</b>	<b>1.5</b>



# #53 • TAMAR BATES

FRESHMAN • GUARD • 6-5 • 180  
KANSAS CITY, KAN. • IMG ACADEMY



• Played his first game as a Hoosier against EMU and had 6 points and 2 boards... had 3 points and 3 boards against NIU... had 11 points and an assist against St. John's... made 5 of 10 shots... posted 10 points and 3 assists against Louisiana... had 6 points, a block and a steal against Jackson State... played 24 minutes and added 6 points against Marshall... played 14 minutes and had 2 points against Syracuse... came off the bench and had 13 points, 11 in the first half, against Nebraska in 25 minutes... played 17 minutes at Wisconsin and had 3 points, 2 boards and an assist... played 17 minutes and had 7 points, 4 rebounds, an assist and a steal... attended a family funeral and missed the Notre Dame game... had 2 points and 2 assists against NKU... did not score in 6 minutes at Penn State or in 4 minutes against Ohio State, or in 5 minutes against Minnesota... finished with 2 points, a rebound and a steal at Iowa... played 9 minutes and had a basket, an assist and a steal... had an assist in 8 minutes against Purdue... played 6 minutes against Michigan.

## SINGLE-GAME CAREER HIGHS

**POINTS - 13**  
vs. Nebraska, 12/4/21

**FG MADE - 5**  
vs. St. John's, 11/17/21

**3FG MADE - 3**  
vs. Nebraska, 12/4/21

**REBOUNDS - 4**  
vs. Merrimack, 12/21/21

**ASSISTS - 3**  
vs. Louisiana, 11/21/21

**BLOCKS - 1**  
vs. Jackson State, 11/23/21

**STEALS - 1**  
(3x) last vs. Merrimack, 12/21/21

**MINUTES - 27**  
vs. St. John's, 11/17/21

### 2021-22 GAME BY GAME STATS

Opponent	Date	GS	MIN	Total		3-Pointers		Free throws		Rebounds				PF	A	TO	BLK	STL	PTS	AVG	
				FG-FGA	PCT	3FG-3FGA	PCT	FT-FTA	PCT	OFF	DEF	TOT	AVG								
Eastern Mich.	11/09/2021		14:36	2-5	.400	0-2	.000	2-2	1.000	0	2	2	2.0	1	0	1	0	0	6	6.0	
Northern Ill.	11/12/2021		19:35	1-3	.333	1-3	.333	0-0	.000	0	3	3	2.5	2	1	1	0	0	3	4.5	
St. John's (NY)	11/17/2021		26:52	5-10	.500	1-4	.250	0-2	.000	0	1	1	2.0	2	1	1	0	0	11	6.7	
Louisiana	11/21/2021		23:57	4-6	.667	2-3	.667	0-0	.000	1	1	2	2.0	4	3	3	0	0	10	7.5	
Jackson St.	11/23/2021		23:05	2-3	.667	0-0	.000	2-2	1.000	0	0	0	1.6	0	1	0	1	1	6	7.2	
Marshall	11/27/2021		23:47	2-4	.500	2-2	1.000	0-0	.000	0	1	1	1.5	1	0	1	0	1	6	7.0	
at Syracuse	11/30/2021		14:24	1-5	.200	0-4	.000	0-0	.000	0	0	0	1.3	0	0	1	0	0	2	6.3	
Nebraska	12/04/2021		24:39	4-9	.444	3-7	.429	2-2	1.000	0	0	0	1.1	0	0	1	0	0	13	7.1	
at Wisconsin	12/08/2021		16:53	1-3	.333	1-2	.500	0-0	.000	0	2	2	1.2	1	1	2	0	0	3	6.7	
Merrimack	12/12/2021		19:00	2-7	.286	1-4	.250	2-2	1.000	1	3	4	1.5	1	1	0	0	1	7	6.7	
Northern Ky.	12/22/2021		15:29	1-2	.500	0-1	.000	0-0	.000	0	2	2	1.5	0	2	1	0	0	2	6.3	
at Penn St.	01/02/2022		06:21	0-3	.000	0-1	.000	0-0	.000	0	0	0	1.4	1	0	2	0	0	0	5.8	
Ohio St.	01/06/2022		03:34	0-2	.000	0-0	.000	0-0	.000	0	0	0	1.3	1	0	0	0	0	0	5.3	
Minnesota	01/09/2022		05:26	0-3	.000	0-1	.000	0-0	.000	0	1	1	1.3	0	1	1	0	0	0	4.9	
at Iowa	01/13/2022		08:42	1-4	.250	0-2	.000	0-0	.000	0	1	1	1.3	2	0	0	0	0	1	4.7	
at Nebraska	01/17/2022		11:55	1-1	1.000	0-0	.000	0-0	.000	0	0	0	1.2	0	1	1	0	1	2	4.6	
Purdue	01/20/2022		07:09	0-2	.000	0-1	.000	0-0	.000	0	0	0	1.1	0	1	0	0	0	0	4.3	
Michigan	01/23/2022		06:12	0-1	.000	0-0	.000	0-0	.000	0	1	1	1.1	1	0	0	0	0	0	4.1	
<b>Totals</b>			<b>0</b>	<b>271:36</b>	<b>27-73</b>	<b>.370</b>	<b>11-37</b>	<b>.297</b>	<b>8-10</b>	<b>.800</b>	<b>2</b>	<b>18</b>	<b>20</b>	<b>1.1</b>	<b>17</b>	<b>13</b>	<b>16</b>	<b>2</b>	<b>5</b>	<b>73</b>	<b>4.1</b>

## CAREER STATS

SEASON	TEAM	GP-GS	MIN/AVG	FG-FGA	FG%	3FG-3FGA	3FG%	FT-FTA	FT%	OFF	DEF	TOT	AVG	PF-FO	A	TO	BLK	STL	PTS	AVG
2021-22	IND	18-0	272/15.1	27-73	.370	11-37	.297	8-10	.800	2	18	20	1.1	17-0	13	16	2	5	73	4.1
<b>TOTAL</b>		<b>18-0</b>	<b>272/15.1</b>	<b>27-73</b>	<b>.370</b>	<b>11-37</b>	<b>.297</b>	<b>8-10</b>	<b>.800</b>	<b>2</b>	<b>18</b>	<b>20</b>	<b>1.1</b>	<b>17-0</b>	<b>13</b>	<b>16</b>	<b>2</b>	<b>5</b>	<b>73</b>	<b>4.1</b>



---

## #5 • MICHAEL SHIPP

JUNIOR/SOPHOMORE • GUARD • 6-3 • 190  
CINCINNATI, OHIO • MOELLER

- Joined the team as a non-scholarship player... has sat out most of the fall due to a lower leg injury... saw action against UNA.



---

## #11 • SHAAN BURKE

FRESHMAN • GUARD • 6-3 • 185  
SAN DIEGO, CALIF. • VISTA

- A non-scholarship player who played at Vista High School near San Diego... lettered two seasons... averaged 14.7 points and 5.7 assists and led the team in three-pointers as a senior... coached by Anthony Bolton... played AAU ball for Gamepoint and Charlie Mercado... son of Patrick and Seena Burke... has two siblings, Maya and Finnian... will study Finance at the Kelley School of Business.




---

## #14 • NATHAN CHILDRESS

JUNIOR/SOPHOMORE • FORWARD • 6-6 • 212  
ZIONSVILLE, IND. • ZIONSVILLE

- Scored his first career basket at IU when he hit a three-pointer against Louisiana... also had a career-high 4 rebounds.
- A non-scholarship player who played at Zionsville High School... saw 2 minutes of action against TTU... had a rebound against UNA... posted a rebound at Rutgers.



---

## #15 • SEBASTIEN SCOTT

SOPHOMORE/FRESHMAN • GUARD • 6-2 • 185  
DANVILLE, CALIF. • SAN RAMON VALLEY

- Joined the team as a non-scholarship player... did not play last season due to a torn ACL he suffered near the end of his prep season.





# 2021-22 ROSTER



**#0**  
**Xavier Johnson**  
 Sr./Jr. • G • 6-3 • 200  
 Woodbridge, Va.  
 Bishop O'Connell/Pitt  
 "X-Zavier"



**#1**  
**Rob Phinisee**  
 Sr./Jr. • G • 6-1 • 187  
 Lafayette, Ind.  
 McCutcheon  
 "FIN-ih-see"



**#2**  
**Michael Durr**  
 Sr./Jr. • C • 7-0 • 250  
 Atlanta, Ga.  
 Victory Rock Prep/  
 South Florida



**#3**  
**Anthony Leal**  
 So./Fr. • G • 6-5 • 210  
 Bloomington, Ind.  
 Bloomington South




**#4**  
**Khristian Lander**  
 So./Fr. • G • 6-2 • 185  
 Evansville, Ind.  
 Reitz




**#5**  
**Michael Shipp**  
 So. • G • 6-3 • 190  
 Cincinnati, Ohio  
 Archbishop Moeller



**#11**  
**Shaan Burke**  
 Fr. • G • 6-3 • 185  
 San Diego, Calif.  
 Vista  
 "Shawn"



**#12**  
**Miller Kopp**  
 Sr./Jr. • F • 6-7 • 215  
 Houston, Texas  
 Houston Christian/  
 Northwestern



**#14**  
**Nathan Childress**  
 Jr./So. • F • 6-6 • 212  
 Zionsville, Ind.  
 Zionsville



**#15**  
**Sebastien Scott**  
 So./Fr. • G • 6-2 • 185  
 Danville, Calif.  
 San Ramon Valley




**#22**  
**Jordan Geronimo**  
 So./Fr. • F • 6-6 • 220  
 Newark, N.J..  
 St. Paul's (NH)



**#23**  
**Trayce Jackson-Davis**  
 So. • F • 6-9 • 245  
 Greenwood, Ind.  
 Center Grove



**#25**  
**Race Thompson**  
 R-Sr./R-Jr. • F • 6-8 • 228  
 Plymouth, Minn.  
 Armstrong



**#32**  
**Trey Galloway**  
 So./Fr. • G • 6-5 • 210  
 Culver, Ind.  
 Culver Academies




**#45**  
**Parker Stewart**  
 Grad/R-Jr. • G • 6-5 • 200  
 Union City, Tenn.  
 Union City/  
 Pitt/UT-Martin



**#51**  
**Logan Duncomb**  
 Fr. • C • 6-9 • 235  
 Cincinnati, Ohio  
 Archbishop Moeller



**#53**  
**Tamar Bates**  
 Fr. • G • 6-5 • 180  
 Kansas City, Kan.  
 IMG Academy



**Mike Woodson**  
 Head Coach  
 First Year at IU  
 14-5