



# PENN STATE HOCKEY

## 2014-15 NITTANY LIONS

GoPSUsports.com // Twitter & Instagram: [PennStateMHKY](#) // Facebook.com/PennStateMensHockey  
 Contact: **Jeremy Fallis** // [jeremy.fallis@psu.edu](mailto:jeremy.fallis@psu.edu) // @GoPSUJeremy // O: (814) 863-1388 // C: (814) 206-6544

### 2014-15 SCHEDULE

Overall: 18-14-4 // Home: 13-2-3 // Away: 4-9-0 // Neutral: 1-3-1  
 Big Ten: 10-9-1-0 // Home: 7-2-1-0 // Away: 3-7-0-0

Date	Opponent	Result/Time
Oct. 10	CONNECTICUT	T (OT) 2-2
Oct. 11	CONNECTICUT	W 7-1
Oct. 17	1 vs. Alaska Anchorage	T (OT) 3-3
Oct. 18	1 at Alaska	L 3-4
Oct. 24	HOLY CROSS	W 3-1
Oct. 26	HOLY CROSS	W 7-1
Oct. 30	BENTLEY	W 3-2
Oct. 31	BENTLEY	W 3-2
Nov. 14	at #4 UMass Lowell	L 3-5
Nov. 15	at #4 UMass Lowell	W 4-1
Nov. 21	* at Michigan	W 3-2
Nov. 22	* at Michigan	L 1-8
Nov. 29	2 vs. Cornell	L 1-3
Dec. 5	* at Wisconsin	W 5-2
Dec. 6	* at Wisconsin	W 4-2
Dec. 29	3 vs. Robert Morris	L 2-4
Dec. 30	3 vs. Western Michigan	L 1-4
Jan. 9	* OHIO STATE	L (OT) 4-5
Jan. 10	* OHIO STATE	W 4-1
Jan. 16	* MICHIGAN STATE	T (SOL) 2-2
Jan. 17	* MICHIGAN STATE	W 5-2
Jan. 23	NORTHERN MICHIGAN	W 5-4
Jan. 24	NORTHERN MICHIGAN	T (OT) 5-5
Jan. 31	4 vs. #14 Vermont	W 4-2
Feb. 6	* WISCONSIN	W 5-2
Feb. 7	* WISCONSIN	W 4-1
Feb. 13	* at Michigan State	L 0-3
Feb. 14	* at Michigan State	L 2-3
Feb. 20	* #15 MINNESOTA	L 1-2
Feb. 21	* #15 MINNESOTA	W (OT) 4-3
Feb. 27	* at Ohio State	L 3-5
Feb. 28	* at Ohio State	L 3-5
March 6	* MICHIGAN	W 6-4
March 7	* MICHIGAN	W 4-3
March 13	* at #15 Minnesota	L 0-5
March 14	* at #15 Minnesota	L 2-6

### 2015 BIG TEN TOURNAMENT

March 19	^ vs. Ohio State	4:30 p.m.
March 20	^ Big Ten Semifinals	4:30 p.m.
March 21	^ Big Ten Final	8:00 p.m.

All Times Eastern

Home games in CAPS at Pegula Ice Arena

\* Big Ten Conference games

^ Big Ten Tournament; Detroit (Joe Louis Arena)

<sup>1</sup> Brice Goal Rush; Fairbanks, Alaska (Carlson Center)

<sup>2</sup> Frozen Apple; New York (Madison Square Garden)

<sup>3</sup> Three Rivers Classic; Pittsburgh (CONSOL Energy Center)

<sup>4</sup> Philadelphia College Hockey Faceoff (Wells Fargo Center)

Rankings based on USA Today/USA Hockey poll



**PENN STATE NITTANY LIONS**  
 (18-14-4, No. 4 seed)



**OHIO STATE BUCKEYES**  
 (13-18-3, No. 5 seed)

GAME 37: March 19, 2015 • 4:30 p.m. • Joe Louis Arena • Detroit, Mich.

### GAME DAY

VENUE	Joe Louis Arena (20,027)
TELEVISION / STREAMING	Big Ten Network / BTN2Go
TALENT	Dan Kelly (pxp), Rob Andringa (color), Fred Pletsch (rinkside)
RADIO	Penn State Sports Network
STREAMING AUDIO	GoPSUsports.com LIVE (\$)
TALENT	Brian Tripp (pxp), Tim King (analysis)
SERIES RECORD	Ohio State leads 6-3-0
LAST MEETING	Feb. 28, 2015; OSU 5-3 (at Value City Arena)
POSSIBLE NEXT TIME OUT	March 20 vs. Minnesota, 4:30 ET

### GAME STORIES

- Penn State meets Ohio State for the fifth time this season in the Big Ten Quarterfinals
- Nittany Lions earned the fourth seed, while Ohio State finished fifth
- Winner of Penn State-Ohio State moves on to play top-seeded Minnesota on Saturday
- **Guy Gadowsky** was named Big Ten Coach of the Year on Monday
- Junior **Casey Bailey** earned Penn State's first All-Big Ten First Team honor; Bailey leads the Big Ten in goals (22), is five tallies off the NCAA lead
- **Scott Conway** earned a All-Big Ten Freshman Team nod, ranks 2nd in B1G frosh. scoring
- Six Nittany Lions garnered All-Big Ten Honorable Mention: **David Goodwin**, **Taylor Holstrom**, **Nate Jensen**, **Patrick Koudys** and **PJ Musico**

### PENN STATE VS. OHIO STATE COMPARISON

TEAM STATS			LEADERS		
Overall record	18-14-4	13-18-3	Points	Bailey (40)	Fritz (26)
Conference record	10-9-1	8-11-1	Goals	Bailey (22)	Greco (15)
Conf. Shootout W-L	0-1	1-0	Assists	Holstrom (26)	Fritz (15)
Goals scored	118	95	PPG	Bailey (5)	Fritz (4)
Goals scored per game	3.3	2.8	SHG	Four with 1	Greco (1)
Goals allowed	110	113	GWG	Goodwin (4)	Greco (3)
Goals allowed per game	3.1	3.3	Penalties	Conway (20)	Healey (18)
First period goals	33	23	PIM	Conway (51)	Healey (58)
Second period goals	43	28	Shots	Bailey (205)	Greco (149)
Third period goals	41	42	Shot Pct.	Scheid (.169)	Lundey (.152)
Overtime goals	1	2	+/-	Goodwin (+15)	Three with +5
Shots	1420	1045	<b>GOALTENDER LEADERS</b>		
Shots per game	39.4	30.7	Games	Skoff (18)	Frey (22)
Shot pct.	.083	.091	Starts	Skoff (17)	Frey (22)
Assists	193	154	Wins	Skoff (7)	Frey (8)
Penalties per game	4.4	3.6	Saves	Skoff (440)	Frey (626)
Power plays	28-128	15-114	Save Pct.	McAdam (.911)	Frey (.906)
Power-play pct.	.219	.132	GAA	Skoff (2.81)	Frey (3.17)
Penalty kills	104-129	77-102	Records	Skoff (7-6-2)	Frey (8-11-2)
Penalty-kill pct.	.806	.755	McAdam (5-3-1), Musico (6-5-1)	Tomkins (5-7-1)	
Saves	1066	934	Shutouts	n/a	Tompkins (2)
Shutouts	0	2	25% of goalie time played to qualify		



@PennStateMHKY



PennStateMensHockey



GoPSUTV



# 2014-15 PENN STATE HOCKEY

## BIG TEN TOURNAMENT NOTES

### PENN STATE OPENS QUARTERS VS. OHIO STATE

After chasing a Big Ten championship all season, the Nittany Lions focus their attention on a Big Ten Tournament trophy and the NCAA Tournament automatic bid that goes along with it.

Fourth-seeded Penn State opens the Big Ten Tournament on Thursday afternoon (4:30 p.m.) at Detroit's Joe Louis Arena against fifth-seeded Ohio State. For the second straight season, the Nittany Lions will play in the tournament's opening game, and like last year, will attempt to reach the semifinals where No. 1 seed Minnesota awaits.

### SCOUTING THE BUCKEYES

Ohio State (13-18-3) enters the Big Ten Tournament going 4-1-1 in its past six games and 6-3-1 in its past 10. The Buckeyes were without many key members of their team during a mid-season slump, but have clicked since their returns. Last weekend, Ohio State took five of six points at Wisconsin by winning 2-0 on Saturday and earning the shootout point in a 2-2 tie on Friday.

OSU's scoring is filtered out through many players with five scoring at least 20 points and seven others with 10 or more points. Tanner Fritz (11g, 15a) leads the team with 26 points, but Anthony Greco (15 goals) and Matt Johnson (13) lead the team in scoring. Matthew Weis is third on the team with 22 points, while Nick Schilkey has 21.

In net, Christian Frey has started 22 times with a 8-11-2 record, sporting a .906 save percentage and 3.17 GAA. He is 3-1-1 in his past five decisions. Matt Tomkins is 5-7-1 this year with a 3.28 GAA and an .876 percentage.

### SEASON SERIES IN A NUTSHELL

Ohio State leads the season series, 3-1-0, which has featured a bunch of goals and two comeback victories.

In the season opener (Jan. 9), Penn State roared from a 4-0 deficit to force overtime, but fell in overtime, 5-4. The next night, PSU never trailed in a dominating 4-1 win.

At Value City Arena, the Buckeyes took a pair of 5-3 victories that were won in different ways. On Feb. 27, the Buckeyes took a 3-1 lead midway through the second and pulled away. The next night, Penn State led the majority of the game, but three straight OSU goals in the third period turned a 3-2 game into a 5-3 win.

### SERIES HISTORY WITH OHIO STATE

**All-Time Series:** Penn State trails 3-6-0  
**PSU at home:** 2-2-0  
**PSU at OSU:** 0-4-0  
**PSU on Neutral Ice:** 1-0-0  
**PSU Streak:** 2 losses  
**First Meeting:** 12/29/12, PSU 5-4  
**Last Meeting:** 2/28/15, OSU 5-3  
**Last PSU Win:** 1/10/15, 4-1  
**Last OSU Win:** 2/28/15, 5-3  
**Last Tie:** n/a  
**Largest PSU Win:** 4-1, 1/10/15  
**Largest OSU Win:** 5-1, 1/31/14

### ALL-TIME MEETINGS WITH OHIO STATE

2/28/15	L	3-5	A
2/27/15	L	3-5	A
1/10/15	W	4-1	H
1/9/15	L	4-5	OT H
3/15/14	W	4-2	H
3/13/14	L	2-4	H
2/1/14	L	2-5	A
1/31/14	L	1-5	A
12/29/12	W	5-4	N

## 2015 BIG TEN MEN'S ICE HOCKEY TOURNAMENT

March 19-21

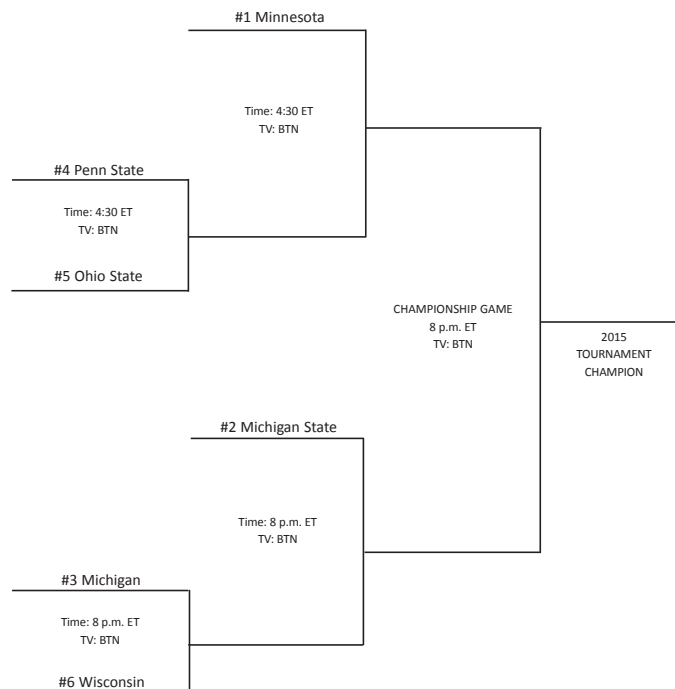
JOE LOUIS ARENA • DETROIT, MICH.



THURSDAY, MARCH 19

FRIDAY, MARCH 20

SATURDAY, MARCH 21



### PENN STATE BIG TOURNAMENT HISTORY

#### ALL-TIME RESULTS

3/20/14	#6 Michigan	W	2-1 (2OT)
3/21/14	#2 Wisconsin	L	1-2
3/19/15	#5 Ohio State		Thursday, 4:30

#### RECORDS vs. OPPONENTS

Minnesota	0-0	n/a	
Michigan	1-0	2-1 (2OT)	3/19/14
Michigan State	0-0	n/a	
Ohio State	0-0	n/a	
Wisconsin	0-1	1-2	3/21//14

#### SCORING IN THE BIG TEN TOURNAMENT

<b>Taylor Holstrom</b>	Michigan	2nd Period
<i>(Luke Juha, David Goodwin)</i>		
<b>Zach Saar</b>	Michigan	2nd Overtime
<i>(Dylan Richard)</i>		
<b>Curtis Loik</b>	Wisconsin	2nd Period
<i>(Kenny Brooks, David Glen)</i>		

#### GOALTENDING IN THE BIG TEN TOURNAMENT

<b>Matthew Skoff</b>	1-1	1.18 GAA	.965 pct.
----------------------	-----	----------	-----------



# BIG

MEN'S ICE HOCKEY  
**TOURNAMENT**  
 DETROIT 2015

# 2014-15 PENN STATE HOCKEY



## GADOWSKY NAMED BIG COACH OF THE YEAR

Head coach **Guy Gadowsky** earned the program's first major award when he was named Big Ten Coach of the Year Monday afternoon by his fellow coaches and media voting panel.

Gadowsky guided the Nittany Lions to their first winning season in the Division I era in just their third overall campaign. Penn State exceeded all expectations by remaining in the Big Ten title chase until the final weekend of the season and defeating every team in the conference at least once.

The award is Gadowsky's third coach of the year honor, picking up the 2001-02 CCHA award at Alaska and the 2007-08 ECAC Hockey award at Princeton.

## BAILEY EARNS ALL-BIG TEN FIRST TEAM

Junior forward **Casey Bailey** capped his career season with an All-Big Ten First team honor, as announced on Monday afternoon. Bailey is the first Nittany Lion to garner an All-Big Ten honor as he led the league with 22 goals.

## CONWAY NAMED TO FRESHMAN TEAM

Freshman forward **Scott Conway** was named to the All-Big Ten Freshman Team on Monday, the first Nittany Lion to gather a freshman team nod. Conway ranks second in Big Ten freshman scoring with 10 goals and 26 points.

## SIX LIONS GARNER HONORABLE MENTION

A pride of Nittany Lions were All-Big Ten Honorable Mention: **David Goodwin, Taylor Holstrom, Nate Jensen, Luke Juha, Patrick Koudys** and **PJ Musico**. A player must appear on two ballots to earn honorable mention.

Senior **Max Gardiner** was Penn State's representative for the Big Ten Sportsmanship Award.

## PENN STATE UNABLE TO SOLVE THE GOPHERS

For the third straight road trip, Penn State was unable to find a solution to the home team's potent offense, falling 5-0 and 6-2 to Minnesota this past weekend.

On Friday, **Eamon McAdam** made 35 saves for the Nittany Lions, who were held to their fewest shots (18) in their Division I history.

On Saturday, Penn State jumped to an early lead on former Gopher **Max Gardiner's** fourth goal of the season late in the first. Nevertheless, Minnesota would score back-to-back goals 20 seconds apart to take a 2-1 lead into the locker room.

That lead stretched to 3-1 just 4:32 into the second period before James Robinson tallied his fourth of the year two minutes later, briefly making it 3-2. The Gophers would add three more in the period for the 6-2 final.

## NITTANY LIONS VISIT FOURTH NHL ARENA

Penn State plays in its fourth NHL venue this season when it travels to Detroit's Joe Louis Arena.

Penn State is 1-3-0 in NHL arenas this year, having already visited Madison Square Garden in New York, Philadelphia's Wells Fargo Center and CONSOL Energy Center in Pittsburgh. Overall, JLA is PSU's fifth NHL arena with last year's Big Ten Tournament being hosted by St. Paul's Xcel Energy Center.

Last time in an NHL arena, PSU's **David Thompson** scored from the right point to upset No. 14 Vermont in Philadelphia.

## BAILEY TOPS B1G SCORING CHART, FIVE OFF NATIONAL SCORING LEAD

Behind a Big Ten-leading 22 goals, junior forward **Casey Bailey** has regained his scoring form from 2012-13 that saw him tally 14 goals during his freshman campaign. Last season, Bailey tallied nine goals in 32 games.

Entering this week, Bailey is one of 17 players in the country, and the only one in the Big Ten, with 20+ goals. He is four goals behind Union's Daniel Ciampini (27).

Bailey ranks tied-seventh nationally in goals per game (0.61) and 25th nationally in points per game (1.11)

Bailey is first on the team with 12 multi-point games this season and has 20 in his Penn State career. He has tallied a point in 24 of 36 games this year.

In the Big Ten, Bailey is first in goals, goals per game and fourth in points with 40.

## BAILEY, HOLSTROM UP FOR HOBEY BAKER

The forward tandem of **Casey Bailey** and **Taylor Holstrom** were nominated for the Hobey Baker Memorial Award, as announced Wednesday, Jan. 7. The remaining 10 finalists will be announced March 19.

Bailey leads the Big Ten in goals (22), while Holstrom is 10 assists off the Big Ten lead with 26.

## VERSATILE NITTANY LION LINES

Penn State has used 45 different offensive line combinations through 36 games, and one line in particular stood out: **David Goodwin-Taylor Holstrom-Casey Bailey**. Unfortunately, due to an injury suffered by Holstrom in Saturday's loss at Ohio State, the Nittany Lions had to move on from of the nation's most productive lines.

Winger **Tommy Olczyk** joined Goodwin and Bailey to form Penn State's most successful combination last weekend in a sweep of Michigan, totaling four goals,

six assists and 10 points with a plus-eight rating.

Goodwin-Holstrom-Bailey combined for 93 points (39 goals, 54 assists) and a plus-47 rating. Currently, the line is 14-10-4 this season.

The threesome were together for 28 of the first 32 contests (only times not together were Oct. 17 at Alaska, Dec. 5-6 at Wisconsin and Dec. 30 vs. Western Michigan), accounting for 93 of Penn State's 277 points (33.6 percent).

Only the Richard-Conway-Scheid line (42 points) had more than 10 points this season amongst the forwards. Those two lines were also the only ones to play more than nine games together this season.

## GOODWIN SURGES FOR THE NITTANY LIONS

**David Goodwin's** five-point weekend against Michigan was the continuation of solid play since the flip of the calendar to 2015. Since Jan. 9, the sophomore forward is second on the team behind **Casey Bailey** (11 goals) with nine tallies, adding 11 assists for 20 points.

Goodwin also has a plus-13 rating in that span, which is tied for first with Bailey. **Eric Scheid** and Bailey have 21 points during the 2015 portion of the season, while **Scott Conway** has posted 18.

## DEFENSIVE CORPS STEPPING UP OFFENSIVELY

Over the past 16 games, Penn State has received a crucial scoring and assist bump from an unfamiliar place: the defense.

In those last 16 games, the Nittany Lion defense has contributed 10 goals and 25 assists for 35 points, which is that's a 134 percent increase since the 20-game mark. In all, 57 percent of the entire defense's point output for the year has come in the last 16 games.

Games	Goals	Assists	Points	Percent
First 20	1	25	26	43%
Last 16	10	25	35	57%

## 2014-15 BIG TEN CONFERENCE STANDINGS

(as of March 15, 2014)

	GP	Pts.	B1G	GF	GA	Overall	GF	GA	Last 5
Minnesota	20	39	12-5-3-0	81	54	21-12-3	129	92	3-2-0
Michigan State	20	37	11-7-2-2	47	42	17-15-2	82	76	4-1-0
Michigan	20	36	12-8-0-0	88	60	20-14-0	132	101	2-3-0
<b>PENN STATE</b>	<b>20</b>	<b>31</b>	<b>10-9-1-0</b>	<b>62</b>	<b>66</b>	<b>18-14-4</b>	<b>118</b>	<b>110</b>	<b>2-3-0</b>
Ohio State	20	26	8-11-1-1	56	71	13-18-3	95	113	3-1-1
Wisconsin	20	11	2-15-3-2	34	75	4-25-5	58	124	0-4-1

Three points for a win, two for a shootout win, one for a shootout loss

## PAST RESULTS & UPCOMING SCHEDULE

**Friday, March 6**  
Minnesota 4, Ohio State 2  
**PENN STATE 6, Michigan 4**  
Michigan State 3, Wisconsin 0

**Saturday, March 7**  
**PENN STATE 4, Michigan 3**  
Ohio State 5, Minnesota 2  
Michigan State 3, Wisconsin 0

**Friday, March 13**  
Michigan 5, Michigan State 3  
**Minnesota 5, Penn State 0**  
Ohio State 2 Wisconsin 2 (OT-SO)

**Saturday, March 14**  
Michigan State 2, Michigan 1  
Ohio State 2, Wisconsin 0  
**Minnesota 6, Penn State 2**

All Times Eastern

**Thursday, March 19**  
**PENN STATE vs. Ohio State, 4:30 PM**  
Michigan vs. Wisconsin, 8 PM

**Friday, March 20**  
PSU/OSU vs. Minnesota, 4:30 PM  
MICH/WIS vs. Michigan State, 8 PM

**Saturday, March 21**  
Big Ten Tournament Final, 8 PM



# 2014-15 PENN STATE HOCKEY

## PENN STATE'S RECORD IS...

17-14-5	.....	all-time at Pegula Ice Arena
13-2-3	.....	at home
4-9-0	.....	on the road
1-3-1	.....	on neutral ice
13-5-1	.....	when scoring first
5-9-3	.....	when opponent scores first
11-3-1	.....	when leading after the 1st period
3-5-2	.....	when trailing after the 1st period
4-6-1	.....	when tied after the 1st period
15-2-1	.....	when leading after the 2nd period
3-11-2	.....	when trailing after the 2nd period
0-1-1	.....	when tied after the 2nd period
1-1-4	.....	in overtime games
12-9-4	.....	when out-shooting opponent
5-5-0	.....	when out-shot by opponent
1-0-0	.....	when taking same # of shots
10-9-2	.....	when winning more faceoffs
8-5-2	.....	when losing more faceoffs
0-0-0	.....	when tied in faceoffs
9-7-1	.....	when taking more penalties
6-3-2	.....	when taking fewer penalties
3-4-1	.....	when taking the same # of penalties
15-3-1	.....	when scoring a power play goal
3-11-3	.....	when not scoring a power play goal
8-7-2	.....	when allowing a power play goal
10-7-2	.....	when not allowing a power play goal
0-2-0	.....	when scoring 0 goals
0-4-0	.....	when scoring 1 goal
0-3-2	.....	when scoring 2 goals
4-4-1	.....	when scoring 3 goals
7-1-0	.....	when scoring 4 goals
7-0-1	.....	when scoring 5+ goals
0-0-0	.....	when allowing 0 goals
6-0-0	.....	when allowing 1 goal
8-1-2	.....	when allowing 2 goals
2-3-1	.....	when allowing 3 goals
2-3-0	.....	when allowing 4 goals
0-7-1	.....	when allowing 5+ goals
5-1-2	.....	in October
2-3-0	.....	in November
2-2-0	.....	in December
4-1-2	.....	in January
3-5-0	.....	in February
2-2-0	.....	in March
0-1-0	.....	on Monday
0-1-0	.....	on Tuesday
1-0-0	.....	on Thursday
7-6-3	.....	on Friday
9-5-1	.....	on Saturday
1-0-0	.....	on Sunday
7-0-1	.....	during the day
11-14-3	.....	at night
4-1-0	.....	vs. Atlantic Hockey
13-11-1	.....	all-time vs. Atlantic Hockey
10-9-1	.....	vs. Big Ten
17-28-2	.....	all-time vs. Big Ten
0-1-0	.....	vs. ECAC Hockey
0-7-0	.....	all-time vs. ECAC Hockey
3-1-1	.....	vs. Hockey East
0-1-0	.....	vs. NCHC
1-1-2	.....	vs. WCHA
3-4-0	.....	vs. USA Hockey ranked opponents
15-10-4	.....	vs. unranked opponents
8-7-2	.....	when Matthew Skoff starts
5-3-2	.....	when Eamon McAdam starts
5-4-0	.....	when PJ Musico starts
6-4-4	.....	games decided by a goal or less

## EVEN A GOALIE IS GETTING IN ON THE POINT ACT

Sophomore goaltender **Eamon McAdam** etched his place in Penn State history by providing the first goalie point in PSU's 6-4 win over Michigan on March 6. McAdam earned the secondary assist on Nate Jensen's power-play goal.

McAdam made 41 saves, one off his career high, to earn his fifth victory of the season. The sophomore from Perkasio, Pa. made his first start since Jan. 24.

## SECOND LINE SCORING PROVING VITAL

Penn State's second line of **Eric Scheid**, **Dylan Richard** and **Scott Conway** has provided an extra scoring boost to the Nittany Lions.

The trio has appeared in 19 games this season (10-7-2), tallying 20 goals and 31 assists for 51 points. Each of those numbers are second best on the team.

## SCHEID'S CONTRIBUTIONS CONTINUE

Forward **Eric Scheid** missed six games and returned to the ice in impressive fashion, tallying six multi-point games and a pair of two-goal performances to pace the Penn State offense since Jan. 9.

Scheid has tallied a point in 12 of 19 games since his return. Scheid is third on the team with 14 goals. The Nittany Lions went 2-4-0 in during his absence, which puts PSU at 16-10-4 when Scheid is in the lineup.

## CONWAY RISING UP THE FRESHMAN CHARTS

Freshman forward **Scott Conway** has upped his scoring production over the past seven weeks to become the second-leading scorer in the Big Ten among newcomers.

Conway has 26 points off 10 goals and 16 assists, which puts him second to only Dylan Larkin of Michigan.

Since Jan. 9, Conway is the fifth-leading scorer per game among freshmen in NCAA Division I (1.06 ppg) behind Jack Eichel, Dylan Larkin, Danton Heinen (Denver) and John May of AIC.

## JUNIORS PROVIDING THE SCORING

Penn State's juniors have been the most productive scoring class this year with 52 goals and 74 assists for 126 points, which is good for 40.5 percent of the team's total point production.

As for goals, the juniors have tallied 44.1 percent of the tallies led by **Casey Bailey** (22) and **Eric Scheid** (14).

The three other classes combined have totaled 66 goals and 119 assists for 185 points.

## BALANCED NITTANY LION SCORING

Penn State has 118 goals through 36 games, an average of 3.28 goals as opposed to last year's 2.22 average (80 goals in 36 games).

Eleven Nittany Lions have tallied 10 or more points so far this season: **Casey Bailey** (40), **David Goodwin** (34), **Taylor Holstrom** (33), **Eric Scheid** (29), **Scott Conway** (26), **Dylan Richard** (21), **Curtis Loik** (17), **Luke Juha** (14), **David Glen** (12), **Erik Autio** (11) and **Nate Jensen** (10). Last season 12 Lions garnered at least 10 points or more in 36 contests.

Moreover, 20 different Nittany Lions have registered a goal this season with a total of 24 Lions recording a point. In 2013-14 alone, 16 Lions scored goals with 21

total earning points.

## FIRE AWAY!

Penn State likes to shoot the puck. A lot. The Nittany Lions lead NCAA Division I men's hockey with 39.79 shots per game, which is 2.55 shots per game better than second-best Boston University (36.89).

The Nittany Lions have fired 50 or more shots on six occasions this season, going 4-0-2. Moreover, PSU has attempted 40 or more shots 17 times, going 10-5-2 in those games.

The Nittany Lions have out-shot their opponents in 24 of 36 games this year, going 12-8-4 in those instances.

Contributing to the staggering shot totals is **Casey Bailey** who leads the nation in shots on goal (205), averaging a nation-high 5.69 shots a game. Bailey has three games of 10 shots or more this season.

In games where PSU fails to shoot at least 30 times Penn State is 1-2-1 with a tie vs. Alaska Anchorage, a win at Michigan and losses at Michigan State and Ohio State.

## IMPROVING IN BIG TEN PLAY

The Nittany Lions started 0-9-0-0 in Big Ten play last season, but finished the year going 3-7-1-0 down the stretch before going 1-1 in the Big Ten Tournament.

After 20 games of Big Ten play, Penn State stands at 10-9-1-0 this season. The Nittany Lions have gone 14-17-2-0 vs. Big Ten competition since Feb. 8, 2014.

## BLOCKING SUCCESS

Penn State's defense has allowed an average of 32.7 shots per game to reach net this year, but that number would be higher if not for the blocking ability of PSU's defensive corps, which has stopped 502 from reaching frame (13.94 per game), including a season-high 32 in Feb. 21's upset win over Minnesota.

Senior captain **Patrick Koudys** (61), sophomore **David Thompson** (59), junior **Luke Juha** (42) and junior **Connor Varley** (43) and lead the team in the category.

## PACKING THE PEG

Penn State has played to a sellout crowd in 33-of-36 home games, including 17 of 18 this season. More than 6,000 fans have filed into the arena on 20 occasions with a season-high 6,203 see Penn State beat Northern Michigan, 5-4, on Friday, Jan. 23. That crowd was the fourth-best at PIA.

Currently, Penn State ranks seventh in average attendance (6,030) and leads the nation in building capacity percentage (104.3 percent). Only Quinnipiac (101.2) can boast a capacity percentage of 100 or more.

This season, Penn State has a season-total of 108,534 fans that have been to Pegula Ice Arena, which exceeded last season's 108,193 during the facility's inaugural campaign. Pegula Ice Arena seats 5,782.

## WINS OVER RANKED TEAMS

Penn State's victory over No. 15 Minnesota was the program's fifth against ranked competition based on the USA Today/USA Hockey poll.

This season, the Nittany Lions are 3-4-0 against ranked foes this year.

Last season, Penn State went 3-16-0, with all three

# 2014-15 PENN STATE HOCKEY



wins coming against Michigan, while in 2012-13 the Nittany Lions went 1-3-0. Penn State now stands at 6-21-0 all-time against ranked teams.

Prior to Nov. 15, 2014 PSU was 0-8-0 against top-five squads, beating No. 4 UMass Lowell, 4-1.

## SKATING THE GAUNTLET AGAIN

Last season, the Nittany Lions faced some of the hardest competition in the country during their second NCAA season. Penn State played seven of 16 NCAA tournament teams and hosted all four No. 1 seeds at Pegula Ice Arena, earning the third-toughest schedule according to the RPI.

This year looks to be difficult as well. Penn State is slated to play games against four 2014 NCAA tourney teams (11 games).

## JUHA NAMED BIG TEN PLAYER TO WATCH

Junior defenseman **Luke Juha** was among 16 student-athletes named to the Big Ten Preseason Players to Watch List, the conference announced Wednesday, Sept. 24.

The Academic All-Big Ten member skated in 26 games during the 2013-14 season and collected career highs in goals (4), assists (11), points (15) and power-play goals (4). One of four defenseman to appear on the list, the Mississauga, Ontario native led Big Ten blueliners with four power-play markers, while tying for the team lead in assists and power-play points (8).

During his career, the defenseman has collected 36 points (7g, 29a) in 71 games entering this weekend.

## OH CAPTAIN, MY CAPTAIN

On June 6, head coach **Guy Gadowsky** announced that redshirt-senior defenseman **Patrick Koudys** was named team captain. Redshirt-senior defenseman **Nate Jensen** (third season) and junior forward **David Glen** (second year) will reprise their roles as alternate captains.

## NITTANY LIONS TABBED SIXTH

The Penn State squad was picked to finish sixth in the Big Ten by the conference coaches. PSU finished sixth last season in the conference's inaugural campaign.

## STUDENTS SELL OUT IN THREE MINUTES

Nittany Lion men's hockey fans will pack the nearly 1,000-seat Roar Zone student section for the 2014-15 season as student season tickets sold out in just three minutes Thursday (Sept. 11) morning.

## LOOKING BACK AT THE 2013-14 SEASON

The Nittany Lions' 2013-14 season concluded with a 2-1 loss to second-seeded and eventual Big Ten champion Wisconsin in the semifinal round Friday, March 21. Penn State advanced to the second round with a 2-1 double-overtime victory against Michigan in the quarterfinals March 20.

## PLAYING THEM TIGHT

The Nittany Lions played in 16 one-goal games (5-11-0) in 2013-14, tying for fifth in the country. Clarkson led the nation with 24 one-goal games. This year, Penn State is 6-4-4 in games decided by a goal or less.

## NCAA TEAM RANKS

(as of March 16, 2015)

Goals (118).....	T-12th
Goals Per Game (3.28).....	9th
First Period Goals Per Game (0.92).....	T-11th
Second Period Goals Per Game (1.19).....	T-11th
Third Period Goals Per Game (1.14).....	T-14th
Goals Against (110).....	T-43rd
Goals Against Per Game (3.06).....	42nd
Goal Differential (+8).....	31st
Power-Play Goals (28).....	T-17th
Power-Play Percentage (.219).....	6th
Fewest Power-Play Goals Against (25).....	T-34th
Penalty Kill Percentage (.806).....	42nd
<b>Shots on Goal Per Game (39.44).....</b>	<b>1st</b>

## NCAA INDIVIDUAL RANKS

(Top 50 as of March 16, 2015)

<b>POINTS</b>	
Casey Bailey (40).....	T-24th

<b>POINTS PER GAME</b>	
Taylor Holstrom (1.14).....	21st
Casey Bailey (1.11).....	25th
David Goodwin (0.97).....	T-46th
Eric Scheid (0.97).....	48th

<b>GOALS</b>	
Casey Bailey (22).....	T-7th
David Goodwin (15).....	T-48th

<b>GOALS PER GAME</b>	
Casey Bailey (0.61).....	T-7th
Eric Scheid (0.47).....	T-41st

<b>ASSISTS</b>	
Taylor Holstrom (26).....	T-16th

<b>ASSISTS PER GAME</b>	
Taylor Holstrom (0.90).....	6th

<b>POWER PLAY GOALS</b>	
Casey Bailey (5).....	T-44th

<b>GAME-WINNING GOALS</b>	
David Goodwin (4).....	T-15th
Eric Scheid (3).....	T-39th
Dylan Richard (3).....	T-39th

<b>PLUS-MINUS</b>	
David Goodwin (+17).....	T-48th

<b>SHOTS PER GAME</b>	
Casey Bailey (5.69).....	1st
Scott Conway (3.27).....	T-42nd
Curtis Loik (3.22).....	T-50th

<b>BLOCKS</b>	
Patrick Koudys (61).....	T-50th

<b>POINTS (Freshmen)</b>	
Scott Conway (26).....	T-13th

<b>GOALS (Freshmen)</b>	
Scott Conway (10).....	T-18th

<b>ASSISTS (Freshmen)</b>	
Scott Conway (16).....	T-16th

## BIG TEN TEAM RANKS

(as of March 16, 2015)

Goals (118).....	3rd
Goals Per Game (3.28).....	3rd
First Period Goals Per Game (0.92).....	3rd
Second Period Goals Per Game (1.19).....	3rd
Third Period Goals Per Game (1.14).....	3rd
Goals Against (110).....	4th
Goals Against Per Game (3.06).....	3rd
Goal Differential (+8).....	3rd
Power-Play Goals (28).....	3rd
Power-Play Percentage (.221).....	3rd
Least Power-Play Goals Against (25).....	T-3rd
Penalty Kill Percentage (.806).....	3rd
<b>Shots on Goal Per Game (39.44).....</b>	<b>1st</b>

## BIG TEN INDIVIDUAL RANKS

(Top 10 as of March 16, 2015)

<b>POINTS</b>	
Casey Bailey (40).....	4th
David Goodwin (34).....	7th
Taylor Holstrom (33).....	8th

<b>POINTS PER GAME</b>	
Taylor Holstrom (1.14).....	5th
Casey Bailey (1.11).....	6th
David Goodwin (0.97).....	9th
Eric Scheid (0.97).....	10th

<b>GOALS</b>	
Casey Bailey (22).....	1st
David Goodwin (15).....	T-5th
Eric Scheid (14).....	T-7th

<b>GOALS PER GAME</b>	
Casey Bailey (0.61).....	1st
Eric Scheid (0.47).....	5th
David Goodwin (0.43).....	8th

<b>ASSISTS</b>	
Taylor Holstrom (26).....	4th
David Goodwin (19).....	9th

<b>ASSISTS PER GAME</b>	
Taylor Holstrom (0.90).....	4th

<b>GAME-WINNING GOALS</b>	
David Goodwin (4).....	T-2nd
Eric Scheid (3).....	T-5th
Dylan Richard (3).....	T-5th

<b>POWER-PLAY GOALS</b>	
Casey Bailey (5).....	T-7th
Curtis Loik (4).....	T-9th
Scott Conway (4).....	T-9th

<b>SHORT-HANDED GOALS</b>	
Taylor Holstrom (1).....	T-3rd
Tommy Olczyk (1).....	T-3rd
Eric Scheid (1).....	T-3rd
Dylan Richard (1).....	T-3rd

<b>PLUS-MINUS</b>	
David Goodwin (+15).....	T-5th
Casey Bailey (+13).....	T-8th
Taylor Holstrom (+12).....	T-10th

<b>BLOCKS</b>	
Patrick Koudys (61).....	4th
David Thompson (59).....	5th

<b>POINTS (Defensemen)</b>	
Luke Juha (14).....	T-4th
Erik Autio (11).....	T-8th

<b>GOALS (Defensemen)</b>	
Luke Juha (2).....	T-9th
Connor Varley (2).....	T-9th
Erik Autio (2).....	T-9th
Nate Jensen (2).....	T-9th

<b>ASSISTS (Defensemen)</b>	
Luke Juha (12).....	T-4th
Erik Autio (9).....	T-6th

<b>POINTS (Freshmen)</b>	
Scott Conway (26).....	2nd
Erik Autio (11).....	T-9th

<b>GOALS (Freshmen)</b>	
Scott Conway (10).....	2nd
James Robinson (4).....	T-8th

<b>ASSISTS (Freshmen)</b>	
Scott Conway (16).....	2nd
Erik Autio (9).....	T-8th

<b>SAVES</b>	
Matthew Skoff (430).....	6th
P.J. Musico (316).....	8th
Eamon McAdam (310).....	9th

<b>SAVE PERCENTAGE</b>	
Matthew Skoff (.907).....	3rd

<b>GOALS-AGAINST AVERAGE</b>	
Matthew Skoff (2.81).....	4th



# 2014-15 PENN STATE HOCKEY

## NHL HOPEFULS

The third-year program boasts four NHL draft picks on the 2014-15 roster.

**Eamon McAdam** (2013, New York Islanders), redshirt seniors **Max Gardiner** (2010, St. Louis) and **Patrick Koudys** (2011, Washington) and sophomore **Mike Williamson** (2013, Vancouver) are current NHL prospects.

## ALL IN THE FAMILY

Several Nittany Lions have family connections with the NHL.

**Max Gardiner's** brother, Jake, plays for the Toronto Maple Leafs.

**Tommy Olczyk's** dad, Eddie, was a 16-year NHL veteran who helped the Rangers win the Stanley Cup in 1994. Eddie serves on the NBCSN national broadcast crew and as a member of the Chicago Blackhawks broadcast team.

**Nate Jensen's** father, David, appeared in 18 games over three seasons with the Minnesota North Stars.

**Patrick Koudys'** father, Jim, was a 1982 NHL draft choice of the New York Islanders.

## WESTERN INFLUENCE

Three players on the squad hail from non-traditional hockey markets on or near the west coast.

Forward **Taylor Holstrom** and goalie **PJ Musico** are from California, while freshman forward **Kenny Brooks** calls Las Vegas, Nevada, home.

## NHL CAMP ATTENDEES

Six Nittany Lions participated in NHL development camps over the summer.

## PLAYER TEAM

<b>Casey Bailey:</b>	Calgary Flames
<b>Patrick Koudys:</b>	Washington Capitals
<b>Eamon McAdam:</b>	New York Islanders
<b>Zach Saar:</b>	Washington Capitals
<b>Matthew Skoff:</b>	Philadelphia Flyers
<b>Eric Sheid:</b>	Minnesota Wild

## THIS IS BIG TEN HOCKEY

In league action, each Big Ten team will play 20 league games, including 10 home contests.

Big Ten teams are awarded three points for a regulation or overtime victory, two points for a shootout win and one point for a shootout loss.

Big Ten schools have won a combined 23 national championships, more than any other league.

The Big Ten Hockey Conference is the only major football conference to sponsor men's hockey.

The 2015 league tournament will take place at Joe Louis Arena in Detroit with the tournament champion earning the league's automatic bid to the NCAA tournament.

## ACROSS THE POND

Freshman newcomers **Erik Autio** (Finland) and **Scott Conway** (England) are the first overseas players in the Penn State program, both hailing from Europe.

## 2014-15 HONORS

**Casey Bailey**  
All-Big Ten First Team  
Big Ten First Star of the Week (11/18)

**Scott Conway**  
All-Big Ten Freshman Team

**Max Gardiner**  
Big Ten Sportsmanship Award

**Guy Gadowsky**  
Big Ten Coach of the Year

**David Glen**  
Big Ten Third Star of the Week (12/9)

**David Goodwin**  
Big Ten Second Star of the Week (1/20, 3/10)  
All-Big Ten Honorable Mention

**Taylor Holstrom**  
Big Ten Third Star of the Week (11/18)  
All-Big Ten Honorable Mention

**Nate Jensen**  
All-Big Ten Honorable Mention

**Patrick Koudys**  
All-Big Ten Honorable Mention

**Luke Juha**  
Big Ten Player to Watch  
All-Big Ten Honorable Mention

**Curtis Loik**  
Three Rivers Classic All-Tourney Team (12/30)

**Eamon McAdam**  
Big Ten Third Star of the Week (1/13)

**PJ Musico**  
Big Ten Third Star of the Week (2/10)  
All-Big Ten Honorable Mention

**Matthew Skoff**  
Big Ten Third Star of the Week (10/14, 10/28)  
Brice Alaska Goal Rush All-Tourney Team (10/18)

**David Thompson**  
Big Ten Third Star of the Week (2/3)

## 2014-15 MEDIA INFORMATION

**Penn State Athletic Communications**  
Primary Contact: Jeremy Fallis  
Email: jeremy.fallis@psu.edu  
Office: 814-863-1388

**Interviews**  
Penn State student-athletes and coaches are available for interviews after practice on Tuesday. Please contact Jeremy Fallis in advance for specific player requests.

**Credentials**  
Contact Jeremy Fallis for home game credentials at Pegula Ice Arena.

**Postgame**  
Head coach Guy Gadowsky and requested student-athletes are available to the media following each game in the media room. Please alert the communications staff during the game of any requests.

**Yearbook**  
A complimentary copy of the 2014-15 Penn State men's hockey yearbook will be made available to members of the media. The public may purchase copies for \$8 online.

[GoPSUsports.com](http://GoPSUsports.com)

[Facebook.com/PennStateMensHockey](https://www.facebook.com/PennStateMensHockey)

[@PennStateMHKY](https://twitter.com/PennStateMHKY)

## SCORING BY CLASS

Class	G	A	PTS
Freshmen	16	29	45
Sophomores	28	45	73
Juniors	52	74	126
Seniors	22	45	67
<b>Totals</b>	<b>118</b>	<b>193</b>	<b>311</b>

## SCORING BY POSITION

Class	G	A	PTS
Forwards	107	145	252
Defensemen	11	47	58
Goaltenders	0	1	1
<b>Totals</b>	<b>118</b>	<b>193</b>	<b>311</b>

## SITUATIONAL SCORING

Situation	GF	GA	+/-
6-on-5	4	3	+1
6-on-4	0	0	-
6-on-3	0	0	-
5-on-6	4	3	+1
5-on-5	71	72	-1
5-on-4	29	2	+27
5-on-3	0	0	-
4-on-6	0	0	-
4-on-5	4	22	-18
4-on-4	5	5	E
4-on-3	0	0	-
3-on-6	0	0	-
3-on-5	0	2	-2
3-on-4	0	1	-1
3-on-3	0	0	-
Penalty Shot	1	0	+1
<b>Totals</b>	<b>118</b>	<b>110</b>	<b>+8</b>

## SPECIAL TEAMS

Power Play	G	Att.	Pct.
Home	17	72	.236
Away	8	41	.195
Neutral	3	15	.200
Non-Conference	14	66	.212
Big Ten	14	62	.226
<b>Totals</b>	<b>28</b>	<b>128</b>	<b>.219</b>

Penalty Kill	Kills	Att.	Pct.
Home	54	66	.818
Away	36	43	.837
Neutral	14	20	.700
Non-Conference	42	54	.778
Big Ten	62	75	.827
<b>Totals</b>	<b>104</b>	<b>129</b>	<b>.806</b>

# 2014-15 PENN STATE HOCKEY



## WELCOME HOME

Penn State opened the 5,782-seat Pegula Ice Arena with a 4-1 win against Army Oct. 11, 2013.

The arena was brought to fruition through an initial \$88 million donation - the largest in University history - in September 2010 from Penn State alumnus Terry Pegula and his wife, Kim. The Pegulas added to that figure to bring their total donation to \$102, supplying \$90 million for the facility.

The \$90 million facility broke ground in early February 2012 and was turned over to Penn State in September 2013.

## NEXT TIME OUT

Should Penn State win, the Nittany Lions will advance to Friday's Big Ten Semifinal against Minnesota. Game time would be 4:30 p.m. ET with a national broadcast on Big Ten Network.

## THE LAST TIME PENN STATE...

Scored six goals	3/6/15 . . . . . vs. Michigan (W, 6-4)
Scored seven goals	10/26/14 . . . . . vs. Holy Cross (W, 7-1)
Scored five goals in a period	10/26/14 . . . . . Third vs. Holy Cross (W, 7-1)
Allowed seven goals	2/7/14 . . . . . vs. #10 Michigan (L, 7-3)
Allowed eight goals	11/22/14 . . . . . at Michigan (L, 8-1)
Allowed five goals in a period	11/22/14 . . . . . First at Michigan (L, 8-1)
Had a shutout	2/14/14 . . . . . vs. #10 Michigan (W, 4-0)
Had a shutout at home	2/14/14 . . . . . vs. #10 Michigan (W, 4-0)
Had a shutout on the road	12/11/12 . . . . . at Fredonia State (W, 4-0)
Had a shutout on neutral ice	never
Had back-to-back shutouts	never
Was ranked in USCHO Top 20	2/9/15 . . . . . No. 19
Was ranked in USCHO Top 10	never
Was ranked in USA Hockey Top 15	never
Was ranked in USA Hockey Top 10	never
Was shut out	2/13/15 . . . . . at Michigan State (L, 3-0)
Was shut out at home	11/14/13 . . . . . vs. #13 UMass Lowell (L, 4-0)
Was shut out on the road	3/13/15 . . . . . at #15 Minnesota (L, 5-0)
Was shut out on neutral ice	12/28/12 . . . . . vs. Robert Morris (L, 6-0)
Beat a ranked foe	2/21/15 . . . . . vs. #15 Minnesota (W, 4-3 OT)
Beat a top-5 ranked foe	11/15/14 . . . . . at #4 UMass Lowell (W, 4-1)
Beat a ranked foe	2/21/15 . . . . . vs. #15 Minnesota (W, 4-3 OT)
Beat a ranked foe on the road	11/15/14 . . . . . at #4 UMass Lowell (W, 4-1)
Beat a ranked foe on neutral ice	1/31/15 . . . . . vs. #14 Vermont (W, 4-2)
Won an OT game	2/21/15 . . . . . vs. #15 Minnesota (W, 4-3 OT)
Won an OT game at home	2/21/15 . . . . . vs. #15 Minnesota (W, 4-3 OT)
Won an OT game on the road	2/21/14 . . . . #10 Michigan (W, 5-4 OT) - GWG: Goodwin
Won an OT game on neutral ice	3/20/14 . . . . vs. #12 Michigan (W, 2-1 OT - GWG: Glen)
Tied a game	1/24/15 . . . . . vs. Northern Michigan (T, 5-5 OT)
Tied a game at home	1/24/15 . . . . . vs. Northern Michigan (T, 5-5 OT)
Lost a game in OT	1/9/15 . . . . . vs. Ohio State (L, 5-4 OT)
Lost a game in OT at home	1/9/15 . . . . . vs. Ohio State (L, 5-4 OT)
Lost a game in OT on the road	12/7/12 . . . . . at Holy Cross (L, 5-4 OT)
Lost a game in OT on neutral ice	never
Won a shootout	never
Lost a shutout	1/24/15 . . . . . vs. Northern Michigan (T, 5-5; L, 3-2 in 4)
Player scored a hat trick	1/9/15 . . . . . C. Bailey vs. Ohio State (L, 5-4 OT)
Opponent player had a hat trick	3/7/15 . . . . . JT Compher, Michigan (W, 4-3)
Player scored a four goals/gm.	never
Opponent player had four goals	11/1/13 . . . . . C. Wydo, Robert Morris (W, 5-4)
Attempted less than 20 shots	3/13/15 . . . . . 18 at #15 Minnesota (L, 5-0)
Had 50-59 shots	1/23/15 . . . . . 53 vs. Northern Michigan (W, 5-4)
Had 60+ shots	1/24/15 . . . . . 64 vs. Northern Michigan (T, 5-5)
Allowed 50+ shots	3/20/14 . . . . . 53 vs. #12 Michigan (W, 2-1 2OT)
Held opponent shotless in a period	never
Scored 2 power play goals	2/21/15 . . . . vs. #15 Minnesota (W, 4-3 OT; 2-for-3 PPG)
Scored 3 power play goals	3/6/15 . . . . . vs. Michigan (W, 6-4; 3-for-4 PPG)
Scored a short-handed goal	1/24/15 . . . . . E. Scheid vs. Northern Michigan (T, 5-5)
Scored two SH goals	never
Allowed a short-handed goal	3/7/15 . . . . . JT Compher, Michigan (W, 4-3)
Attempted a penalty shot	10/10/14 . . . . T. Olczyk vs. Connecticut (goal)
Scored a penalty shot	10/10/14 . . . . T. Olczyk vs. Connecticut
Defended a penalty shot	11/1/1 . . . . . C. Wydo at Robert Morris (goal)
Had 5 different goal scorers	2/6/15 . . . . . Bailey, Goodwin, Holstrom, . . . . . Olczyk, Scheid vs. Wisconsin (W, 5-2)
Had 6 different goal scorers	3/6/15 . . . . . Bailey, Conway, Goodwin, Jensen, . . . . . Richard, Scheid vs. Michigan (W, 6-4)
Committed zero penalties	1/17/14 . . . . . at Michigan State (L, 3-0)





# 2014-15 PENN STATE HOCKEY



## PENN STATE SHOOTOUTS

SHOOTERS	Career		2013-14		2014-15		All-Time Shooting by Order							Last Appearance
	Overall	B1G	Overall	B1G	Overall	B1G	1st	2nd	3rd	4th	5th	6th	7th	
Casey Bailey	1-4	0-2	0-1	0-1	1-3	0-1	1-1	-	0-2	0-1	-	-	-	1/16/15 vs. Michigan St.
Kenny Brooks	0-2	0-2	0-1	0-1	0-1	0-1	-	0-1	-	-	-	0-1	-	1/16/15 vs. Michigan St.
Ricky DeRosa	0-1	-	-	-	0-1	-	0-1	-	-	-	-	-	-	1/24/15 vs. Northern Mich.
Jacob Friedman	0-1	0-1	0-1	0-1	-	-	-	-	-	-	0-1	-	-	2/14/14 vs. Michigan St.
David Glen	0-1	0-1	0-1	0-1	-	-	-	-	-	-	-	-	0-1	2/14/14 vs. Michigan St.
David Goodwin	0-1	-	-	-	0-1	-	-	-	0-1	-	-	-	-	10/10/14 vs. Connecticut
Taylor Holstrom	0-1	-	-	-	0-1	-	0-1	-	-	-	-	-	-	10/17/14 vs. Alaska Anchorage
Dylan Richard	0-1	0-1	0-1	0-1	-	-	-	-	0-1	-	-	-	-	2/14/14 vs. Michigan St.
Curtis Loik	0-2	-	0-1	-	0-1	-	-	0-2	-	-	-	-	-	10/17/14 vs. Alaska Anchorage
Eric Scheid	1-5	0-2	0-2	0-1	1-3	0-1	0-3	1-2	-	-	-	-	-	1/24/15 vs. Northern Mich.
Peter Sweetland	1-1	-	-	-	1-1	-	-	-	1-1	-	-	-	-	1/24/15 vs. Northern Mich.
David Thompson	0-1	-	-	-	0-1	-	-	-	-	0-1	-	-	-	1/24/15 vs. Northern Mich.
<b>PENN STATE</b>	<b>3-22</b>	<b>0-10</b>	<b>0-9</b>	<b>0-7</b>	<b>3-13</b>	<b>0-3</b>	<b>1-6</b>	<b>1-6</b>	<b>1-5</b>	<b>0-2</b>	<b>0-1</b>	<b>0-1</b>	<b>0-1</b>	
<b>OPPONENTS</b>	<b>10-21</b>	<b>2-10</b>	<b>3-9</b>	<b>1-7</b>	<b>7-12</b>	<b>1-3</b>								

Note: Shots made-shots attempted

GOALIES	Career		2013-14		2014-15		Last Appearance
	Overall	B1G	Overall	B1G	Overall	B1G	
Eamon McAdam	1-2	1-2	-	-	1-2	1-2	1/16/15 vs. Michigan State
PJ Musico	1-4	-	-	-	1-4	-	1/24/15 vs. Northern Michigan
Matthew Skoff	9-15	6-7	6-9	6-7	3-6	-	10/17/14 vs. Alaska Anchorage
<b>PENN STATE</b>	<b>11-21</b>	<b>7-9</b>	<b>6-9</b>	<b>6-7</b>	<b>5-12</b>	<b>1-2</b>	
<b>OPPONENTS</b>	<b>19-22</b>	<b>10-10</b>	<b>9-9</b>	<b>7-7</b>	<b>10-13</b>	<b>3-3</b>	

Note: Shots saved-shots faced

ALL-TIME RESULTS	Opp.	W/L	Score	Rds.	Goalie
10/25/13	RIT	L	0-2	2	Matthew Skoff
2/14/14	Michigan State	L	0-1	7	Matthew Skoff
10/10/14	Connecticut	L	1-2	3	Matthew Skoff
10/17/14	Alaska Anchorage	L	0-1	3	Matthew Skoff
1/16/15	Michigan State	L	0-1	*3	Eamon McAdam
1/24/15	Northern Michigan	L	2-3	4	PJ Musico

\* MSU only attempted two shots

## ALL-TIME PENN STATE HOCKEY ATTENDANCE RECORDS

Rank	Opponent	Facility	City	Att.	Date	Result
1.	Vermont	Wells Fargo Center	Philadelphia, Pa.	19,529	Jan. 19, 2013	W
2.	Vermont	Wells Fargo Center	Philadelphia, Pa.	17,632	Oct. 26, 2013	L
3.	Cornell	Madison Square Garden	New York, N.Y.	15,027	Nov. 29, 2014	L
4.	Vermont	Wells Fargo Center	Philadelphia, Pa.	11,674	Jan. 31, 2015	W
5.	Robert Morris	CONSOL Energy Center	Pittsburgh, Pa.	11,663	Dec. 28, 2012	L
6.	Ohio State	CONSOL Energy Center	Pittsburgh, Pa.	10,797	Dec. 29, 2012	W
7.	RIT	Blue Cross Arena	Rochester, N.Y.	10,556	Oct. 20, 2012	W
8.	Minnesota	Mariucci Arena	Minneapolis, Minn.	10,178	March 14, 2015	L
9.	Wisconsin	Kohl Center	Madison, Wis.	10,091	Dec. 6, 2014	W
10.	Wisconsin	Kohl Center	Madison, Wis.	10,079	Dec. 7, 2013	L

## PEGULA ICE ARENA ATTENDANCE RECORDS

Rank	Opponent	Attendance	Date	Result
1.	Army	6,370	Oct. 11, 2013	W
2.	Boston College	6,214	Jan. 25, 2014	L
3.	RIT	6,211	Oct. 25, 2013	T
4.	Northern Michigan	6,203	Jan. 23, 2015	W
5.	Michigan	6,170	Feb. 8, 2014	W
6.	Michigan State	6,163	Jan. 17, 2014	W
7.	UMass Lowell	6,158	Nov. 15, 2013	L
	Minnesota	6,158	Feb. 21, 2015	W
9.	Minnesota	6,154	Jan. 13, 2014	L
10.	Minnesota	6,148	Feb. 20, 2015	L

## BEST HOME RECORDS IN NCAA DIVISION I

#	Team	GP	W	L	T	Pct.
1.	Minnesota State	18	15	2	1	.861
2.	<b>PENN STATE</b>	18	13	2	3	.806
	Minnesota	18	14	3	1	.806
4.	Michigan	15	12	3	0	.800
5.	North Dakota	22	16	3	3	.795
6.	Robert Morris	19	14	3	2	.789
7.	Denver	20	15	5	0	.750
	Michigan Tech	20	15	5	0	.750
9.	Bowling Green	18	12	5	1	.694
10.	Quinnipiac	21	13	5	3	.690

Records as of March 16, 2015; Leading numbers indicated in **BOLD**



# 2014-15 PENN STATE HOCKEY



HC

## GUY GADOWSKY

HEAD COACH • Third Year  
COLORADO COLLEGE '89

Overall Record: 212-252-43 (.461) // Penn State Record: 39-54-6 (.424)

### 2014-15 BIG TEN COACH OF THE YEAR

Guy Gadowsky, the 2014-15 Big Ten Coach of the Year, is currently guiding the Nittany Lions in his 15th collegiate season at the helm of an NCAA Division I program in 2014-15.

His Nittany Lions have exceeded expectations all season, garnering a winning season in overall action (18-14-4) and Big Ten play (10-9-1-0), while earning the program's first conference ranking. Depsite being picked sixth in the preseason, Gadowsky's charges were in the hunt for a Big Ten title up until the final weekend of the season.

During the 2013-14 campaign, the bench boss guided the Nittany Lions during the Big Ten Conference's first season. Penn State, which faced seven NCAA tournament teams and three Frozen Four participants, capped its season with a 2-1 double-overtime victory against Michigan in the Big Ten quarterfinals.

In 2012-13, Gadowsky led the Nittany Lions to a 13-14-0 record during their inaugural NCAA Division I season. He guided the squad to several marquee victories, including wins against three future Big Ten teams (Michigan State, Ohio State, Wisconsin). Penn State also topped Vermont in front of the largest crowd to watch a college hockey game in an NHL arena (19,529).

Gadowsky was named head coach of the Penn State men's hockey team on April 24, 2011 and began his PSU tenure overseeing the transition from the ACHA to NCAA hockey.

Before coming to Happy Valley, Gadowsky served as Princeton's bench boss for seven seasons. In his first five years as head coach, the Tigers improved their win total in each season. In 2008-09, Princeton captured a program-record 22 victories and earned its second straight NCAA tournament appearance.

During the 2007-08 campaign, Gadowsky, who inherited a program that had won a combined eight games in the two seasons prior to his arrival, guided Princeton to both the ECAC Hockey tournament and Ivy League championships. The team earned its first NCAA tournament berth since 1998, and Gadowsky garnered ECAC Hockey Coach of the Year honors and was a finalist for the Spencer Penrose Award, presented to Division I hockey's top coach. He was also named Inside College Hockey National Coach of the Year.

While at Princeton, Gadowsky had more than 20 players go on to sign professional contracts, with Kevin Westgarth playing for the Stanley Cup champion Los Angeles Kings in 2011-12. Gadowsky also coached two ECAC and Ivy League Players of the Year as Lee Jubinville (2008) and Zane Kalembe (2009) each won the award in their junior seasons.

Prior to Princeton, Gadowsky spent five seasons as head coach of Alaska (1999-2004), where he inherited a team that had not won more than 14 games in the previous five seasons since joining the then-Central Collegiate Hockey Association. After two rebuilding seasons, the 2002 CCHA Coach of the Year led the Nanooks, who were ranked 11th nationally at the end of the season, to their only 20-win campaign since joining the conference and to the most wins in a season in their CCHA history. He followed that up with 15 wins in 2002-03 and 16 victories his last season.

In addition, Alaska twice hosted the first round of the CCHA playoffs in a three-year span, a feat never accomplished prior to Gadowsky's arrival. During his tenure with the Nanooks, his teams set school records for team grade-point average,

wins and game attendance.

For his efforts at Fairbanks, Gadowsky entered the Alaska Nanook Athletic Hall of Fame in September 2014.

Before joining the collegiate ranks, Gadowsky spent three seasons (1996-99) as head coach and director of hockey operations for the Fresno Falcons of the West Coast Hockey League. He led the squad to the playoffs in each season and left the team as the winningest coach in franchise history. In his first season, Gadowsky posted a 38-win campaign as he garnered WCHL Coach of the Year accolades.

The Edmonton, Alberta, native played collegiately at Colorado College from 1985-89, serving as team captain as a senior, while also earning the team's Rodman Award, given for outstanding leadership and sportsmanship. The three-time WCHA All-Academic Team member collected 46 points in 134 career games.

Upon graduation, Gadowsky embarked on a seven-year professional career that included stops with the ECHL's Richmond Renegades, the IHL's San Diego Gulls and the AHL's St. John's Maple Leafs and Prince Edward Island Senators. Gadowsky saved his best season for last as he totaled 52 goals and 29 assists for the Fresno Falcons in 1995-96. He earned league MVP and first-team all-star recognition.

In addition, Gadowsky spent a portion of the 1993-94 season competing with the Canadian National Team and also played professionally in Austria, The Netherlands and Sweden.

Gadowsky and his wife, Melissa, have two sons, Mac and Magnus, and a daughter, Mia.

#### GADOWSKY CAREER COACHING RECORD

At Alaska	Pct.	Conference	Pct.	Finish	Postseason Finish	At Penn State Rec.	Pct.	Conference	Pct.	Finish	Postseason Finish	
1999-2000	6-25-3	.221	4-22-2	.200	12th	-	-	-	-	-	-	
2000-01	9-19-8	.361	7-14-7	.375	T-9th	-	-	-	-	-	-	
2001-02	22-12-3	.635	15-10-3	.589	4th	CCHA Semifinals	2012-13	13-14-0	.481	-	-	
2002-03	15-14-7	.514	10-11-7	.482	T-8th	CCHA First Round	2013-14	8-26-2	.250	3-16-1-0	.175	6th
2003-04	16-19-1	.458	14-13-1	.518	6th	CCHA First Round	2014-15	18-14-4	.555	10-9-1-0	.525	4th
<b>At UAF</b>	<b>68-89-22</b>	<b>.441</b>	<b>50-70-20</b>	<b>.462</b>	<b>3 CCHA Tournaments</b>	<b>At PSU</b>	<b>39-54-6</b>	<b>.424</b>	<b>13-25-2-0</b>	<b>.350</b>	<b>Big Ten Semifinals</b>	
<b>At Princeton</b>	<b>105-109-15</b>	<b>.491</b>	<b>70-73-11</b>	<b>.490</b>	<b>2 NCAA Tournaments</b>	<b>Career</b>	<b>212-252-43</b>	<b>.461</b>	<b>132-167-33</b>	<b>.447</b>		
2004-05	8-20-3	.306	6-14-2	.318	10th	ECAC First Round						
2005-06	10-18-3	.371	7-12-3	.386	T-9th	ECAC First Round						
2006-07	15-16-3	.485	10-10-2	.500	T-6th	ECAC Quarterfinals						
2007-08	21-14-0	.600	14-8-0	.636	2nd*	NCAA First Round						
2008-09	22-12-1	.643	14-8-0	.636	2nd	NCAA First Round						
2009-10	12-16-3	.435	8-12-2	.409	8th	ECAC First Round						
2010-11	17-13-2	.562	11-9-2	.545	T-4th	ECAC First Round						

\* Won ECAC Tournament title

#### MILESTONE VICTORIES

1	Oct. 9, 1999	5-1 vs. Ohio State
50	Feb. 23, 2003	2-1 vs. Miami
100	March 3, 2007	2-1 (OT) vs. Brown
150	Jan. 4, 2010	4-3 (OT) vs. #12 Quinnipiac
200	Nov. 15, 2014	4-1 at #4 UMass Lowell

#### CAREER AWARDS

2014-15 Big Ten Coach of the Year  
2007-08 ECAC Coach of the Year  
2001-02 CCHA Coach of the Year

# 2014-15 PENN STATE HOCKEY



## 2014-15 PENN STATE MEN'S HOCKEY NUMERICAL ROSTER

No.	Name	Yr.	Pos.	S/C	Ht.	Wt.	Hometown/Last Team (League)
1	PJ Musico	Sr.	G	L	6-1	199	Orange, Calif./Flin Flon Bombers (SJHL)
2	Connor Varley	Jr.	D	R	5-11	195	Lansdale, Pa./Des Moines Buccaneers (USHL)
3 (C)	Patrick Koudys	R-Sr.	D	L	6-3	215	Smithville, Ontario/Muskegon Lumberjacks (USHL)
4	Luke Juha	Jr.	D	L	5-11	198	Mississauga, Ontario/Vernon Vipers (BCHL)
6	Peter Sweetland	Sr.	D	R	6-2	200	Newtown, Pa./Green Mountain Glades (EJHL)
7	Jacob Friedman	Sr.	F	R	5-9	178	West Bloomfield, Mich./South Shore Kings (EJHL)
9	David Goodwin	So.	F	L	5-10	190	Des Peres, Mo./Cedar Rapids RoughRiders (USHL)
10	Scott Conway	Fr.	F	L	6-0	188	Basingstoke, England/Indiana Ice (USHL)
11 (A)	David Glen	Jr.	F	L	6-1	186	Fort Saskatchewan, Alberta/Spruce Grove Saints (AJHL)
12	Dylan Richard	So.	F	L	6-1	199	Sherwood Park, Alberta/Spruce Grove Saints (AJHL)
13	Kenny Brooks	Jr.	F	R	6-1	205	Las Vegas, Nev./Tri-City Storm (USHL)
14	Tommy Olczyk	Sr.	F	L	5-10	190	Long Grove, Ill./Sioux City Musketeers (USHL)
15	Curtis Loik	Jr.	F	L	6-1	205	North Vancouver, British Columbia/Penticton Vees (BCHL)
17	Zach Saar	So.	F	R	6-5	233	Richland, Mich./Muskegon Lumberjacks (USHL)
18	James Robinson	Fr.	F	L	6-2	190	Cochrane, Alberta/Langley Rivermen (BCHL)
19	Eric Scheid	R-Jr.	F	L	5-11	175	Blaine, Minn./Lincoln Stars (USHL)
20	Erik Autio	Fr.	D	L	5-11	180	Espoo, Finland/Espoo Blues (Jr. A SM-liiga)
21	Ricky DeRosa	So.	F	L	6-1	184	Aston, Pa./Port Huron Fighting Falcons (NAHL)
22	David Thompson	So.	D	R	6-3	215	Glen Mills, Pa./Chilliwack Chiefs (BCHL)
24 (A)	Nate Jensen	R-Sr.	D	L	6-0	195	Shorewood, Minn./Mercyhurst (Atlantic Hockey)
25	Casey Bailey	Jr.	F	R	6-3	209	Anchorage, Alaska/Omaha Lancers (USHL)
26	Mike Williamson	So.	D	L	6-4	204	Leduc, Alberta/Spruce Grove Saints (AJHL)
27	Max Gardiner	R-Sr.	F	L	6-4	206	Deephaven, Minn./Dubuque Fighting Saints (USHL)
28	Taylor Holstrom	R-Sr.	F	R	5-9	175	Yorba Linda, Calif./Mercyhurst (Atlantic Hockey)
31	Matthew Skoff	Jr.	G	L	6-2	195	McKees Rocks, Pa./Sioux City Musketeers (USHL)
34	Eamon McAdam	So.	G	L	6-3	201	Perkasie, Pa./Waterloo Black Hawks (USHL)

**Head Coach:** Guy Gadowsky (Colorado College '89, Third season)

**Assistant Coaches:** Keith Fisher (Third season), Matt Lindsay (Third season)

**Volunteer Assistant:** George Lewis (Second Year)

**Director of Operations:** Bill Downey (Third season)

ALPHABETICAL ROSTER		PRONUNCIATION GUIDE		LIONS BY LOCATION		LIONS BY POSITION	
<b>No.</b>	<b>Name</b>	<b>Autio</b>	Audio	<b>Alaska (1):</b>	Bailey	<b>Forwards (15):</b>	Bailey, Brooks, Conway, DeRosa, Friedman, Gardiner, Glen, Goodwin, Holstrom, Loik, Olczyk, Richard, Robinson, Saar, Scheid
20	Erik Autio	<b>Eamon</b>	AY-min	<b>Alberta (4):</b>	Glen, Richard, Robinson, Williamson	<b>Defensemen (8):</b>	Autio, Jensen, Juha, Koudys, Sweetland, Thompson, Varley, Williamson
25	Casey Bailey	<b>Gadowsky</b>	Gah-DOW-skee	<b>British Columbia (1):</b>	Loik	<b>Goalies (3):</b>	McAdam, Musico, Skoff
13	Kenny Brooks	<b>Juha</b>	YOO-ha	<b>California (2):</b>	Holstrom, Musico		
10	Scott Conway	<b>Koudys</b>	KOW-dice	<b>England (1):</b>	Conway		
21	Ricky DeRosa	<b>Musico</b>	MYOO-si-koh	<b>Finland (1):</b>	Autio		
7	Jacob Friedman	<b>Olczyk</b>	OHL-check	<b>Illinois (1):</b>	Olczyk		
27	Max Gardiner	<b>Richard</b>	Rih-SHARD	<b>Michigan (2):</b>	Friedman, Saar		
11	David Glen	<b>Saar</b>	SAR	<b>Minnesota (3):</b>	Gardiner, Jensen, Scheid		
9	David Goodwin	<b>Scheid</b>	SHIDE	<b>Missouri (1):</b>	Goodwin		
28	Taylor Holstrom			<b>Nevada (1):</b>	Brooks		
24	Nate Jensen			<b>Pennsylvania (6):</b>	DeRosa, McAdam, Skoff, Sweetland, Thompson, Varley		
4	Luke Juha			<b>Ontario (2):</b>	Juha, Koudys		
3	Patrick Koudys						
15	Curtis Loik						
34	Eamon McAdam						
1	PJ Musico						
14	Tommy Olczyk						
12	Dylan Richard						
18	James Robinson						
17	Zach Saar						
19	Eric Scheid						
31	Matthew Skoff						
6	Peter Sweetland						
22	David Thompson						
2	Connor Varley						
26	Mike Williamson						





# 2014-15 PENN STATE HOCKEY

## CAREER PLAYER STAT PROFILES

### 20 ERIK AUTIO Fr. • F • Espoo, Finland

YEAR	GP	G	A	PTS	+/-	P-PIM	PP	SH	GW
2014-15	33	2	9	11	-4	4-8	1	0	0

MULTI-POINT GAMES: 0

#### THE LAST TIME AUTIO TALLIED...

1 goal ..... vs. Michigan (3/7/15)      1 point ..... vs. Michigan (3/7/15)  
 1 assist ..... vs. Michigan (3/6/15)

### 25 CASEY BAILEY Jr. • F • Anchorage, Alaska

YEAR	GP	G	A	PTS	+/-	P-PIM	PP	SH	GW
2012-13	27	14	13	27	+1	17-34	4	0	0
2013-14	32	9	4	13	-21	10-20	4	0	0
2014-15	36	22	18	40	+13	17-37	5	0	2
<b>TOTAL</b>	<b>95</b>	<b>45</b>	<b>35</b>	<b>80</b>	<b>-7</b>	<b>44-91</b>	<b>13</b>	<b>0</b>	<b>2</b>

MULTI-POINT GAMES: 20 (last vs. Michigan, 3/7/15)

#### THE LAST TIME BAILEY TALLIED...

1 goal ..... vs. Michigan (3/6/15)      1 point ..... vs. Michigan (3/6/15)  
 2 goals ..... vs. Michigan State (1/17/15)      2 points ..... vs. Michigan (3/7/15)  
 3 goals ..... vs. Ohio State (1/9/15)      3 points ..... vs. Wisconsin (2/6/15)  
 1 assist ..... at Ohio State (2/28/15)      4 points ..... vs. Ohio State (12/29/12)  
 2 assists ..... vs. Michigan (3/7/15)

### 13 KENNY BROOKS Jr. • F • Las Vegas, Nev.

YEAR	GP	G	A	PTS	+/-	P-PIM	PP	SH	GW
2012-13	25	2	10	12	E	6-23	0	0	1
2013-14	36	4	6	10	-9	14-39	1	0	0
2014-15	21	0	3	3	+1	1-2	0	0	0
<b>TOTAL</b>	<b>82</b>	<b>6</b>	<b>19</b>	<b>25</b>	<b>-8</b>	<b>21-64</b>	<b>1</b>	<b>0</b>	<b>1</b>

MULTI-POINT GAMES: 1 (last vs. Alabama Huntsville, 2/8/13)

#### THE LAST TIME BROOKS TALLIED...

1 goal ..... vs. Wisconsin (3/8/14)      1 point ..... vs. Robert Morris (12/29/14)  
 1 assist ..... vs. Robert Morris (12/29/14)      2 points ..... vs. Alabama Huntsville (2/8/13)  
 2 assists ..... vs. Alabama Huntsville (2/8/13)

### 10 SCOTT CONWAY Fr. • F • Basingstoke, England

YEAR	GP	G	A	PTS	+/-	P-PIM	PP	SH	GW
2014-15	33	10	16	26	+1	20-51	4	0	1

MULTI-POINT GAMES: 6 (last vs. Michigan, 3/6/15)

#### THE LAST TIME CONWAY TALLIED...

1 goal ..... vs. Michigan (3/7/15)      1 point ..... vs. Michigan (3/7/15)  
 2 goals ..... vs. Minnesota (2/21/15)      2 points ..... vs. Michigan (3/6/15)  
 1 assist ..... vs. Michigan (3/6/15)      3 points ..... vs. Minnesota (2/21/15)  
 2 assists ..... vs. Wisconsin (2/6/15)      4 points ..... vs. Holy Cross (12/26/14)

### 21 RICKY DEROSA So. • F • Aston, Pa.

YEAR	GP	G	A	PTS	+/-	P-PIM	PP	SH	GW
2013-14	32	5	7	12	-9	6-12	0	0	1
2014-15	31	3	5	8	-2	5-10	0	0	0
<b>TOTAL</b>	<b>63</b>	<b>8</b>	<b>12</b>	<b>20</b>	<b>-11</b>	<b>11-22</b>	<b>0</b>	<b>0</b>	<b>1</b>

MULTI-POINT GAMES: 4 (last vs. Northern Michigan, 1/24/15)

#### THE LAST TIME DEROSA TALLIED...

1 goal ..... vs. Northern Michigan (1/24/15)      1 point ..... vs. Vermont (1/31/15)  
 1 assist ..... vs. Vermont (1/31/15)      2 points ..... vs. Northern Michigan (1/24/15)  
 2 assists ..... vs. Holy Cross (12/26/14)

### 7 JACOB FRIEDMAN Sr. • F • West Bloomfield, Mich.

YEAR	GP	G	A	PTS	+/-	P-PIM	PP	SH	GW
2012-13	13	1	1	2	-3	3-6	0	0	0
2013-14	17	0	2	2	E	2-4	0	0	0
2014-15	12	1	0	1	-7	1-2	0	0	0
<b>TOTAL</b>	<b>42</b>	<b>2</b>	<b>3</b>	<b>5</b>	<b>-10</b>	<b>6-12</b>	<b>0</b>	<b>0</b>	<b>0</b>

MULTI-POINT GAMES: 1 (last at Fredonia State, 12/11/12)

#### THE LAST TIME FRIEDMAN TALLIED...

1 goal ..... vs. Holy Cross (10/26/14)      1 point ..... vs. Holy Cross (10/26/14)  
 1 assist ..... at Ohio State (2/1/14)      2 points ..... at Fredonia State (12/11/12)

### 27 MAX GARDINER R-Sr. • F • Deephaven, Minn.

YEAR	GP	G	A	PTS	+/-	P-PIM	PP	SH	GW
2010-11*	17	1	2	3	-3	5-24	0	0	0
2012-13	27	3	19	22	+5	7-22	2	0	1
2013-14	22	0	1	1	-12	4-8	0	0	0
2014-15	32	4	2	6	-3	6-12	3	0	0
<b>TOTAL</b>	<b>98</b>	<b>8</b>	<b>24</b>	<b>32</b>	<b>-13</b>	<b>22-66</b>	<b>5</b>	<b>0</b>	<b>1</b>

MULTI-POINT GAMES: 5 (last at Wisconsin, 2/25/13) \* at Minnesota

#### THE LAST TIME GARDINER TALLIED...

1 goal ..... at Minnesota (3/14/15)      1 point ..... at Minnesota (3/14/15)  
 1 assist ..... vs. Wisconsin (2/6/15)      2 points ..... at Wisconsin (2/25/13)  
 2 assists ..... at Wisconsin (2/25/13)      3 points ..... at Michigan State (1/26/13)  
 3 assists ..... at Michigan State (1/26/13)

### 11 DAVID GLEN Jr. • F • Fort Saskatchewan, Alberta

YEAR	GP	G	A	PTS	+/-	P-PIM	PP	SH	GW
2012-13	27	16	9	25	+9	23-57	2	0	2
2013-14	32	3	6	9	+3	20-62	0	1	0
2014-15	26	4	8	12	-2	10-20	1	0	0
<b>TOTAL</b>	<b>85</b>	<b>23</b>	<b>23</b>	<b>46</b>	<b>+10</b>	<b>53-139</b>	<b>3</b>	<b>1</b>	<b>2</b>

MULTI-POINT GAMES: 9 (last vs. Northern Michigan, 1/23/15)

#### THE LAST TIME GLEN TALLIED...

1 goal ..... vs. Northern Michigan (1/23/15)      1 point ..... at Minnesota (3/14/15)  
 2 goals ..... vs. Buffalo State (11/3/12)      2 points ..... vs. Northern Michigan (1/23/15)  
 3 goals ..... vs. Alabama Huntsville (2/8/13)      3 points ..... vs. Alabama Huntsville (2/8/13)  
 1 assist ..... at Minnesota (3/14/15)  
 2 assists ..... at Fredonia State (12/11/12)

# 2014-15 PENN STATE HOCKEY



## CAREER PLAYER STAT PROFILES

### 9 DAVID GOODWIN So. • F • Des Peres, Mo.

YEAR	GP	G	A	PTS	+/-	P-PIM	PP	SH	GW
2013-14	34	7	11	18	-8	10-20	2	0	1
2014-15	35	15	19	34	+15	4-8	0	0	4
<b>TOTAL</b>	<b>67</b>	<b>22</b>	<b>30</b>	<b>52</b>	<b>+7</b>	<b>14-28</b>	<b>2</b>	<b>0</b>	<b>5</b>

MULTI-POINT GAMES: 10 (last vs. Michigan, 3/7/15)

#### THE LAST TIME GOODWIN TALLIED...

1 goal . . . . . vs. Michigan (3/7/15)	1 point . . . . . vs. Michigan (3/6/15)
2 goals . . . . . at Michigan (2/21/14)	2 points . . . . . vs. Bentley (10/30/14)
1 assist . . . . . at Ohio State (2/27/15)	3 points . . . . . at Ohio State (2/28/15)
2 assists . . . . . vs. Michigan State (1/17/15)	4 points . . . . . vs. Michigan (3/7/15)
3 assists . . . . . vs. Michigan (3/7/15)	

### 3 PATRICK KOUDYS R-Sr. • D • Smithville, Ontario

YEAR	GP	G	A	PTS	+/-	P-PIM	PP	SH	GW
2010-11*	31	1	2	3	-1	7-14	0	0	0
2011-12*	27	1	1	2	-8	11-22	1	0	0
2013-14	36	2	6	8	-21	13-26	0	0	0
2014-15	35	1	7	8	+4	12-35	0	0	0
<b>TOTAL</b>	<b>129</b>	<b>5</b>	<b>16</b>	<b>21</b>	<b>-26</b>	<b>43-97</b>	<b>1</b>	<b>0</b>	<b>0</b>

MULTI-POINT GAMES: 2 (last vs. Vermont, 1/31/15) \* at RPI

#### THE LAST TIME KOUDYS TALLIED...

1 goal . . . . . at Ohio State (2/27/15)	1 point . . . . . vs. Michigan (3/7/15)
1 assist . . . . . vs. Michigan (3/7/15)	2 points . . . . . vs. Vermont (1/31/15)
2 assists . . . . . vs. Vermont (1/31/15)	

### 28 TAYLOR HOLSTROM R-Sr. • F • Yorba Linda, Calif.

YEAR	GP	G	A	PTS	+/-	P-PIM	PP	SH	GW
2010-11*	36	9	24	33	+8	4-8	6	0	1
2011-12	24	9	8	17	-3	3-6	0	0	3
2013-14	36	8	9	17	-17	10-20	1	1	0
2014-15	29	7	26	33	+12	10-20	2	1	0
<b>TOTAL</b>	<b>125</b>	<b>33</b>	<b>67</b>	<b>100</b>	<b>E</b>	<b>27-54</b>	<b>9</b>	<b>2</b>	<b>4</b>

MULTI-POINT GAMES: 20 (last vs. Wisconsin, 2/6/15) \* at Mercyhurst

#### THE LAST TIME HOLSTROM TALLIED...

1 goal . . . . . vs. Ohio State (2/28/15)	1 point . . . . . at Ohio State (2/27/15)
2 goals . . . . . vs. Connecticut (10/11/14)	2 points . . . . . vs. Wisconsin (2/6/15)
1 assist . . . . . at Ohio State (2/27/15)	3 points . . . . . at Ohio State (2/28/15)
2 assists . . . . . at Ohio State (2/28/15)	4 points . . . . . vs. Connecticut (1/8/11)*
3 assists . . . . . at UMass Lowell (11/15/14)	

### 15 CURTIS LOIK Jr. • F • North Vancouver, B.C.

YEAR	GP	G	A	PTS	+/-	P-PIM	PP	SH	GW
2012-13	25	5	4	9	+7	8-16	0	0	0
2013-14	28	7	3	10	-1	1-2	0	1	1
2014-15	36	6	11	17	-4	4-8	3	0	1
<b>TOTAL</b>	<b>89</b>	<b>18</b>	<b>18</b>	<b>36</b>	<b>+2</b>	<b>13-26</b>	<b>4</b>	<b>1</b>	<b>2</b>

MULTI-POINT GAMES: 3 (last vs. Northern Michigan, 1/23/15)

#### THE LAST TIME LOIK TALLIED...

1 goal . . . . . vs. Ohio State (1/10/15)	1 point . . . . . vs. Wisconsin (2/7/15)
1 assist . . . . . vs. Wisconsin (2/7/15)	2 points . . . . . vs. Northern Michigan (1/23/15)
2 assists . . . . . vs. Northern Michigan (1/23/15)	3 points . . . . . vs. Holy Cross (10/26/14)

### 24 NATE JENSEN R-Sr. • D • Shorewood, Minn.

YEAR	GP	G	A	PTS	+/-	P-PIM	PP	SH	GW
2010-11*	36	2	14	16	+9	4-8	2	0	0
2012-13	22	2	7	9	+1	1-2	0	0	1
2013-14	28	3	7	10	-13	5-10	2	0	0
2014-15	33	2	8	10	E	6-23	1	0	0
<b>TOTAL</b>	<b>119</b>	<b>9</b>	<b>36</b>	<b>45</b>	<b>-3</b>	<b>16-43</b>	<b>5</b>	<b>0</b>	<b>1</b>

MULTI-POINT GAMES: 7 (last vs. Michigan, 3/6/15) \* at Mercyhurst

#### THE LAST TIME JENSEN TALLIED...

1 goal . . . . . vs. Michigan (3/6/15)	1 point . . . . . at Minnesota (3/14/15)
1 assist . . . . . at Minnesota (3/14/15)	2 points . . . . . vs. Michigan (3/6/15)
2 assists . . . . . vs. Alaska Anchorage (10/17/14)	3 points . . . . . vs. Ohio State (3/15/14)

### 34 EAMON MCADAM So. • G • Perkasi, Pa.

YEAR	GP-GS	MIN	GA	SV	GAA	SV%	W-L-T	SHO
2013-14	10-10	557:40	38	283	4.09	.882	0-9-0	0
2014-15	11-10	594:13	31	316	3.13	.911	5-3-1	0
<b>TOTAL</b>	<b>21-20</b>	<b>1151:53</b>	<b>69</b>	<b>599</b>	<b>3.59</b>	<b>.897</b>	<b>5-12-1</b>	<b>0</b>

SHUTOUTS: 0

#### THE LAST TIME MCADAM TALLIED...

30 saves . . . . . 36 at Minnesota (3/13/15)	A Win . . . . . vs. Ohio State (1/10/15)
40 saves . . . . . 41 vs. Michigan (3/6/15)	A Loss . . . . . vs. Robert Morris (12/29/14)
50 saves . . . . . Never	A Tie . . . . . vs. Michigan State (1/16/15)
	A point . . . . . 1A vs. Michigan (3/6/15)
Career High Saves . . . . . 42 vs. Minnesota (1/12/14)	A start . . . . . at Minnesota (3/13/15)

### 4 LUKE JUHA Jr. • D • Mississauga, Ontario

YEAR	GP	G	A	PTS	+/-	P-PIM	PP	SH	GW
2012-13	19	1	6	7	-1	2-4	0	0	1
2013-14	26	4	11	15	-4	3-6	4	0	0
2014-15	26	2	12	14	+2	5-10	1	0	1
<b>TOTAL</b>	<b>71</b>	<b>7</b>	<b>29</b>	<b>36</b>	<b>-3</b>	<b>10-20</b>	<b>6</b>	<b>0</b>	<b>2</b>

MULTI-POINT GAMES: 5 (last vs. Connecticut, 10/11/14)

#### THE LAST TIME JUHA TALLIED...

1 goal . . . . . vs. Minnesota (2/21/15)	1 point . . . . . vs. Minnesota (2/21/15)
1 assist . . . . . vs. Vermont (1/31/15)	2 points . . . . . vs. Connecticut (10/11/14)
2 assists . . . . . vs. Connecticut (10/11/14)	



# 2014-15 PENN STATE HOCKEY

## CAREER PLAYER STAT PROFILES

### 1 PJ MUSICO Sr. • G • Orange, Calif.

YEAR	GP-GS	MIN	GA	SV	GAA	SV%	W-L-T	SHO
2012-13	10-10	559:19	30	268	3.22	.899	4-6-0	1
2013-14	7-3	245:28	17	117	4.16	.873	0-4-0	0
2014-15	13-9	610:15	31	310	3.05	.909	6-5-1	0
<b>TOTAL</b>	<b>30-22</b>	<b>1415:02</b>	<b>78</b>	<b>695</b>	<b>3.31</b>	<b>.899</b>	<b>10-15-1</b>	<b>1</b>

SHUTOUTS: 1 (last at Army, 10/26/12)

#### THE LAST TIME MUSICO TALLIED...

30 saves ..... 31 vs. Michigan (3/7/15) A Win ..... vs. Michigan (3/7/15)  
 40 saves ..... 46 at Wisconsin (2/24/14) A Loss ..... at Ohio State (2/27/15)  
 50 saves ..... Never A Tie ..... vs. Northern Michigan (1/24/15)

Career High Saves... 46 at Wisconsin (2/24/14) A Start ..... at Minnesota (3/14/15)

### 18 JAMES ROBINSON Fr. • F • Cochrane, Alberta

YEAR	GP	G	A	PTS	+/-	P-PIM	PP	SH	GW
2014-15	31	4	4	8	+3	3-6	0	0	0

MULTI-POINT GAMES: 0

#### THE LAST TIME ROBINSON TALLIED...

1 goal ..... at Minnesota (3/14/15) 1 point ..... at Minnesota (3/14/15)  
 1 assist ..... vs. Michigan State (1/17/15)

### 14 TOMMY OLCZYK Sr. • F • Long Grove, Ill.

YEAR	GP	G	A	PTS	+/-	P-PIM	PP	SH	GW
2012-13	26	3	1	4	-10	1-2	0	1	1
2013-14	35	5	5	10	-11	2-4	1	1	1
2014-15	32	8	1	9	-8	4-16	0	1	2
<b>TOTAL</b>	<b>93</b>	<b>16</b>	<b>7</b>	<b>23</b>	<b>-29</b>	<b>7-22</b>	<b>1</b>	<b>3</b>	<b>4</b>

MULTI-POINT GAMES: 0

#### THE LAST TIME OLCZYK TALLIED...

1 goal ..... vs. Michigan (3/7/15) 1 point ..... vs. Michigan (3/7/15)  
 1 assist ..... vs. Michigan (3/6/15)

### 17 ZACH SAAR So. • F • Richland, Mich.

YEAR	GP	G	A	PTS	+/-	P-PIM	PP	SH	GW
2013-14	33	5	6	11	-14	20-40	1	0	2
2014-15	15	0	1	1	-3	7-14	0	0	0
<b>TOTAL</b>	<b>46</b>	<b>5</b>	<b>7</b>	<b>12</b>	<b>-17</b>	<b>27-54</b>	<b>1</b>	<b>0</b>	<b>2</b>

MULTI-POINT GAMES: 1 (last at Wisconsin, 12/7/13)

#### THE LAST TIME SAAR TALLIED...

1 goal ..... vs. Michigan (3/20/14) 1 point ..... at Minnesota (3/14/15)  
 1 assist ..... at Minnesota (3/14/15) 2 points ..... at Wisconsin (12/7/13)

### 12 DYLAN RICHARD So. • F • Sherwood Park, Alberta

YEAR	GP	G	A	PTS	+/-	P-PIM	PP	SH	GW
2013-14	30	4	11	15	-3	1-2	1	1	0
2014-15	29	8	13	21	E	5-10	2	1	3
<b>TOTAL</b>	<b>59</b>	<b>12</b>	<b>24</b>	<b>36</b>	<b>-3</b>	<b>6-12</b>	<b>3</b>	<b>2</b>	<b>3</b>

MULTI-POINT GAMES: 8 (last vs. Michigan, 3/6/15)

#### THE LAST TIME RICHARD TALLIED...

1 goal ..... vs. Michigan (3/6/15) 1 point ..... at Ohio State (2/27/15)  
 2 goals ..... vs. Northern Michigan (1/23/15) 2 points ..... vs. Michigan (3/6/15)  
 1 assist ..... vs. Michigan (3/6/15) 3 points ..... vs. Northern Michigan (1/23/15)  
 2 assists ..... vs. Holy Cross (12/26/14)

### 19 ERIC SCHEID R-Jr. • F • Blaine, Minn.

YEAR	GP	G	A	PTS	+/-	P-PIM	PP	SH	GW
2011-12*	30	6	9	15	-19	3-6	0	0	1
2013-14	36	11	9	20	-20	5-10	4	0	1
2014-15	30	14	15	29	-3	4-8	1	1	3
<b>TOTAL</b>	<b>96</b>	<b>31</b>	<b>33</b>	<b>64</b>	<b>-42</b>	<b>12-24</b>	<b>5</b>	<b>1</b>	<b>5</b>

MULTI-POINT GAMES: 11 (last vs. Minnesota, 2/21/15) \* at Alaska Anchorage

#### THE LAST TIME SCHEID TALLIED...

1 goal ..... vs. Wisconsin (2/6/15) 1 point ..... vs. Michigan (3/7/15)  
 2 goals ..... vs. Northern Michigan (1/24/15) 2 points ..... vs. Minnesota (2/21/15)  
 1 assist ..... vs. Michigan (3/7/15) 3 points ..... vs. Northern Michigan (1/24/15)  
 2 assists ..... vs. Minnesota (2/21/15)

# 2014-15 PENN STATE HOCKEY



## CAREER PLAYER STAT PROFILES

### 31 MATTHEW SKOFF Jr. • G • McKees Rocks, Pa.

YEAR	GP-GS	MIN	GA	SV	GAA	SV%	W-L-T	SHO
2012-13	18-17	1063:25	44	513	2.48	.921	9-8-0	2
2013-14	23-23	1381:48	68	656	2.95	.906	8-13-2	1
2014-15	18-17	962:24	45	440	2.81	.907	7-6-2	0
<b>TOTAL</b>	<b>59-57</b>	<b>3407:37</b>	<b>157</b>	<b>1609</b>	<b>2.76</b>	<b>.911</b>	<b>24-27-4</b>	<b>3</b>

SHUTOUTS: 3 (last vs. Michigan, 2/8/14)

#### THE LAST TIME SKOFF TALLIED...

30 saves .....39 at Ohio State (2/28/15) A Win ..... vs. Michigan State (1/17/15)  
 40 saves ..... 48 at Robert Morris (11/1/13) A Loss ..... at Ohio State (2/28/15)  
 50 saves ..... 52 vs. Michigan (3/20/14) A Tie ..... vs. Alaska Anchorage (10/17/14)

Career High Saves . . . 52 vs. Michigan (3/20/14) A Start. . . . . at Ohio State (2/28/15)

### 2 CONNOR VARLEY Jr. • D • Lansdale, Pa.

YEAR	GP	G	A	PTS	+/-	P-PIM	PP	SH	GW
2012-13	27	4	8	12	-6	16-43	0	1	1
2013-14	29	0	3	3	-16	3-6	0	0	0
2014-15	28	2	7	9	+9	15-41	1	0	0
<b>TOTAL</b>	<b>84</b>	<b>6</b>	<b>18</b>	<b>24</b>	<b>-13</b>	<b>34-90</b>	<b>1</b>	<b>1</b>	<b>1</b>

MULTI-POINT GAMES: 2 (last vs. Wisconsin, 2/6/14)

#### THE LAST TIME VARLEY TALLIED...

1 goal ..... at Michigan State (2/14/15) 1 point. .... at Minnesota (3/14/15)  
 1 assist ..... at Minnesota (3/14/15) 2 points. .... vs. Wisconsin (2/6/15)  
 2 assists ..... vs. Wisconsin (2/6/15)

### 6 PETER SWEETLAND Sr. • F • Newtown, Pa.

YEAR	GP	G	A	PTS	+/-	P-PIM	PP	SH	GW
2012-13	20	1	8	9	+2	2-4	0	0	0
2013-14	8	0	0	0	-2	1-2	0	0	0
2014-15	16	0	0	0	-3	0-0	0	0	0
<b>TOTAL</b>	<b>44</b>	<b>1</b>	<b>8</b>	<b>9</b>	<b>-3</b>	<b>3-6</b>	<b>0</b>	<b>0</b>	<b>0</b>

MULTI-POINT GAMES: 1 (at Sacred Heart, 10/26/12)

#### THE LAST TIME SWEETLAND TALLIED...

1 goal ..... at Sacred Heart (10/26/12) 1 point. .... vs. Alabama Huntsville (2/9/13)  
 1 assist ..... vs. Alabama Huntsville (2/9/13) 2 points. .... at Sacred Heart (10/26/12)

### 26 MIKE WILLIAMSON So. • F • Richland, Mich.

YEAR	GP	G	A	PTS	+/-	P-PIM	PP	SH	GW
2013-14	27	2	4	6	-4	16-38	2	0	1
2014-15	15	1	1	2	-1	4-8	0	0	0
<b>TOTAL</b>	<b>42</b>	<b>3</b>	<b>5</b>	<b>8</b>	<b>-5</b>	<b>20-46</b>	<b>2</b>	<b>0</b>	<b>1</b>

MULTI-POINT GAMES: 0

#### THE LAST TIME WILLIAMSON TALLIED...

1 goal ..... at Ohio State (2/28/15) 1 point. .... at Ohio State (2/28/15)  
 1 assist ..... at Alaska (10/18/14)

### 22 DAVID THOMPSON So. • D • Glen Mills, Pa.

YEAR	GP	G	A	PTS	+/-	P-PIM	PP	SH	GW
2013-14	34	0	5	5	-10	9-18	0	0	0
2014-15	30	1	5	6	-2	3-6	0	0	1
<b>TOTAL</b>	<b>64</b>	<b>1</b>	<b>10</b>	<b>11</b>	<b>-12</b>	<b>12-24</b>	<b>0</b>	<b>0</b>	<b>1</b>

MULTI-POINT GAMES: 0

#### THE LAST TIME THOMPSON TALLIED...

1 goal ..... vs. Vermont (1/31/15) 1 point. .... at Ohio State (2/27/15)  
 1 assist ..... at Ohio State (2/27/15)



# 2014-15 PENN STATE HOCKEY

## INDIVIDUAL STATISTICS

Overall: 18-14-4 Conf: 10-9-1 Home: 13-2-3 Away: 4-9-0 Neut: 1-3-1

##	Player	gp	Shots					+	Penalties				Goals								blk	
			g	a	pts	sh	sh%		pen-min	min	maj	oth	pp	sh	fg	qw	qt	ot	ht	pn		ua
25	Bailey, Casey	36	22	18	40	205	.107	+13	17-37	16	1	0	5	0	4	2	0	0	1	0	4	18
9	Goodwin, David	35	15	19	34	96	.156	+15	4-8	4	0	0	0	0	3	4	2	0	0	0	0	8
28	Holstrom, Taylor	29	7	26	33	78	.090	+12	10-20	10	0	0	2	1	0	0	0	0	0	0	0	13
19	Scheid, Eric	30	14	15	29	83	.169	-3	4-8	4	0	0	1	1	1	3	0	0	0	0	3	8
10	Conway, Scott	33	10	16	26	108	.093	+1	20-51	18	1	1	4	0	0	1	0	0	0	0	0	14
12	Richard, Dylan	29	8	13	21	76	.105	0	5-10	5	0	0	2	1	1	3	1	0	0	0	0	17
15	Loik, Curtis	36	6	11	17	116	.052	-4	4-8	4	0	0	4	0	3	1	0	0	0	0	0	11
4	Juha, Luke	26	2	12	14	45	.044	+2	5-10	5	0	0	2	0	1	1	0	1	0	0	0	42
11	Glen, David	26	4	8	12	63	.063	-2	10-20	10	0	0	1	0	2	0	0	0	0	0	0	18
20	Autio, Erik	33	2	9	11	46	.043	-4	4-8	4	0	0	1	0	0	0	0	0	0	0	0	40
24	Jensen, Nate	33	2	8	10	40	.050	0	6-23	4	1	1	1	0	0	0	0	0	0	0	0	36
14	Olczyk, Tommy	32	8	1	9	62	.129	-8	4-16	3	0	1	0	1	2	2	0	0	0	1	0	10
2	Varley, Connor	28	2	7	9	55	.036	+9	15-41	13	1	1	1	0	0	0	0	0	0	0	0	43
18	Robinson, James	31	4	4	8	50	.080	+3	3-6	3	0	0	0	0	0	0	0	0	0	0	1	22
21	DeRosa, Ricky	31	3	5	8	39	.077	-2	5-10	5	0	0	0	0	1	0	0	0	0	0	0	6
3	Koudys, Patrick	35	1	7	8	61	.016	+4	12-35	10	1	1	0	0	0	0	0	0	0	0	0	61
27	Gardiner, Max	32	4	2	6	51	.078	-3	6-12	6	0	0	3	0	1	0	0	0	0	0	0	11
22	Thompson, David	30	1	5	6	35	.029	-2	3-6	3	0	0	0	0	0	1	0	0	0	0	0	59
13	Brooks, Kenny	21	0	3	3	42	.000	+1	1-2	1	0	0	0	0	0	0	0	0	0	0	0	6
23	Milley, Jonathan	4	1	1	2	10	.100	-1	1-2	1	0	0	1	0	0	0	0	0	0	0	0	2
26	Williamson, Mike	15	1	1	2	17	.059	-1	4-8	4	0	0	0	0	0	0	0	0	0	0	0	21
7	Friedman, Jacob	12	1	0	1	13	.077	-7	1-2	1	0	0	0	0	0	0	0	0	0	0	0	3
34	McAdam, Eamon	11	0	1	1	0	.000	0	1-2	1	0	0	0	0	0	0	0	0	0	0	0	0
17	Saar, Zach	15	0	1	1	25	.000	-3	7-14	7	0	0	0	0	0	0	0	0	0	0	0	2
1	Musico, PJ	13	0	0	0	0	.000	0	1-2	1	0	0	0	0	0	0	0	0	0	0	0	0
31	Skoff, Matthew	18	0	0	0	0	.000	0	1-2	1	0	0	0	0	0	0	0	0	0	0	0	0
6	Sweetland, Peter	16	0	0	0	4	.000	-3	0-0	0	0	0	0	0	0	0	0	0	0	0	0	27
TM	TEAM	19	0	0	0	0	.000	0	3-6	3	0	0	0	0	0	0	0	0	0	0	0	4
	Total	36	118	193	311	1420	.083	+17	157-369	147	5	5	28	4	19	18	3	1	1	1	8	502
	Opponents	36	110	193	303	1176	.094	-	156-359	147	5	4	25	2	17	14	1	1	2	0	2	584

##	Goalie	gp-gs	Goal average			Saves		Record				Goals allowed				
			minutes	ga	avg	saves	pct	w	l	t	sho	pp	sh	en	pen	sog
31	Skoff, Matthew	18-17	962:24	45	2.81	440	.907	7	6	2	0	11	0	0	0	0
1	Musico, PJ	13-9	610:15	31	3.05	310	.909	6	5	1	0	6	1	0	0	0
34	McAdam, Eamon	11-10	594:13	31	3.13	316	.911	5	3	1	0	8	1	0	0	0
TM	EMPTY NET	19-0	19:35	3	-	0	.000	0	0	0	0	0	0	3	0	0
	Total	36-0	2186:27	110	3.02	1066	.906	18	14	4	0	25	2	3	0	0
	Opponents	36-0	2186:27	118	3.24	1302	.917	14	18	4	2	28	4	4	1	0



# 2014-15 PENN STATE HOCKEY



## CATEGORY LEADERS

## Points	GP	G	A	Pts	Sh
25 Bailey, Casey	36	22	18	40	205
9 Goodwin, David	35	15	19	34	96
28 Holstrom, Taylor	29	7	26	33	78
19 Scheid, Eric	30	14	15	29	83
10 Conway, Scott	33	10	16	26	108
12 Richard, Dylan	29	8	13	21	76
15 Loik, Curtis	36	6	11	17	116
4 Juha, Luke	26	2	12	14	45
11 Glen, David	26	4	8	12	63
20 Autio, Erik	33	2	9	11	46

## Assists	GP	G	A	Pts	Sh
28 Holstrom, Taylor	29	7	26	33	78
9 Goodwin, David	35	15	19	34	96
25 Bailey, Casey	36	22	18	40	205
10 Conway, Scott	33	10	16	26	108
19 Scheid, Eric	30	14	15	29	83
12 Richard, Dylan	29	8	13	21	76
4 Juha, Luke	26	2	12	14	45
15 Loik, Curtis	36	6	11	17	116
20 Autio, Erik	33	2	9	11	46
11 Glen, David	26	4	8	12	63

## Goals	GP	G	A	Pts	Sh
25 Bailey, Casey	36	22	18	40	205
9 Goodwin, David	35	15	19	34	96
19 Scheid, Eric	30	14	15	29	83
10 Conway, Scott	33	10	16	26	108
12 Richard, Dylan	29	8	13	21	76
14 Olczyk, Tommy	32	8	1	9	62
28 Holstrom, Taylor	29	7	26	33	78
15 Loik, Curtis	36	6	11	17	116
11 Glen, David	26	4	8	12	63
18 Robinson, James	31	4	4	8	50

## Shots	GP	G	A	Pts	Sh	Sh%
25 Bailey, Casey	36	22	18	40	205	.107
15 Loik, Curtis	36	6	11	17	116	.052
10 Conway, Scott	33	10	16	26	108	.093
9 Goodwin, David	35	15	19	34	96	.156
19 Scheid, Eric	30	14	15	29	83	.169
28 Holstrom, Taylor	29	7	26	33	78	.090
12 Richard, Dylan	29	8	13	21	76	.105
11 Glen, David	26	4	8	12	63	.063
14 Olczyk, Tommy	32	8	1	9	62	.129
3 Koudys, Patrick	35	1	7	8	61	.016

## Power-Play Goals	GP	PPG
25 Bailey, Casey	36	5
15 Loik, Curtis	36	4
10 Conway, Scott	33	4
27 Gardiner, Max	32	3
28 Holstrom, Taylor	29	2
12 Richard, Dylan	29	2
4 Juha, Luke	26	2

## Shot Pct.	GP	G	A	Pts	Sh	Sh%
19 Scheid, Eric	30	14	15	29	83	.169
9 Goodwin, David	35	15	19	34	96	.156
14 Olczyk, Tommy	32	8	1	9	62	.129
25 Bailey, Casey	36	22	18	40	205	.107
12 Richard, Dylan	29	8	13	21	76	.105
23 Milley, Jonathan	4	1	1	2	10	.100
10 Conway, Scott	33	10	16	26	108	.093
28 Holstrom, Taylor	29	7	26	33	78	.090
18 Robinson, James	31	4	4	8	50	.080
27 Gardiner, Max	32	4	2	6	51	.078

## Short-Handed Goals	GP	SHG
14 Olczyk, Tommy	32	1
28 Holstrom, Taylor	29	1
19 Scheid, Eric	30	1
12 Richard, Dylan	29	1

## Penalties	GP	Pen	Min
10 Conway, Scott	33	20	51
25 Bailey, Casey	36	17	37
2 Varley, Connor	28	15	41
3 Koudys, Patrick	35	12	35
11 Glen, David	26	10	20
28 Holstrom, Taylor	29	10	20
17 Saar, Zach	15	7	14
27 Gardiner, Max	32	6	12
24 Jensen, Nate	33	6	23
21 DeRosa, Ricky	31	5	10

## Game-Winning Goals	GP	GWG
9 Goodwin, David	35	4
12 Richard, Dylan	29	3
19 Scheid, Eric	30	3
25 Bailey, Casey	36	2
14 Olczyk, Tommy	32	2

## Penalty Minutes	GP	Pen	Min
10 Conway, Scott	33	20	51
2 Varley, Connor	28	15	41
25 Bailey, Casey	36	17	37
3 Koudys, Patrick	35	12	35
24 Jensen, Nate	33	6	23
28 Holstrom, Taylor	29	10	20
11 Glen, David	26	10	20
14 Olczyk, Tommy	32	4	16
17 Saar, Zach	15	7	14
27 Gardiner, Max	32	6	12

## Plus/Minus	GP	+/-
9 Goodwin, David	35	+15
25 Bailey, Casey	36	+13
28 Holstrom, Taylor	29	+12
2 Varley, Connor	28	+9
3 Koudys, Patrick	35	+4
18 Robinson, James	31	+3
4 Juha, Luke	26	+2
10 Conway, Scott	33	+1
13 Brooks, Kenny	21	+1



# 2014-15 PENN STATE HOCKEY

## GOALS-ASSISTS-POINTS

Opponent	Date	Score	1 MUSICO,PJ	2 VARLEY,CON	3 KOUUDYS,PAT	4 JUHA,LUKE	6 SWEETLAND,	7 FRIEDMAN,JA	9 GOODWIN,DA	10 CONWAY,SC	11 GLEN,DAVID	12 RICHARD,DY	13 BROOKS,KEN
UCONN	Oct 10	2-2 t	DNP	0-0-0	0-0-0	0-0-0	DNP	DNP	1-0-1	0-0-0	0-0-0	0-1-1	0-0-0
UCONN	Oct 11	7-1 W	DNP	0-0-0	0-0-0	0-2-2	DNP	DNP	1-2-3	DNP	1-0-1	0-1-1	0-0-0
vs UAA	Oct 17	3-3 t	DNP	0-0-0	0-0-0	DNP	DNP	DNP	0-0-0	0-1-1	0-0-0	1-0-1	0-0-0
at UAF	Oct 18	3-4 L	DNP	1-1-2	0-0-0	0-1-1	DNP	DNP	0-0-0	0-0-0	0-0-0	0-0-0	0-1-1
HC	Oct 24	3-1 W	DNP	0-0-0	0-1-1	0-0-0	0-0-0	DNP	0-0-0	0-0-0	0-1-1	0-1-1	0-1-1
HC	Oct 26	7-1 W	DNP	0-0-0	0-0-0	0-1-1	0-0-0	1-0-1	0-1-1	2-2-4	1-0-1	0-2-2	0-0-0
BEN	Oct 30	3-2 W	DNP	0-0-0	0-1-1	0-0-0	0-0-0	0-0-0	1-1-2	0-0-0	0-0-0	0-0-0	0-0-0
BEN	Oct 31	3-2 W	DNP	0-0-0	0-0-0	0-0-0	DNP	0-0-0	0-0-0	1-0-1	DNP	0-1-1	0-0-0
at UML	Nov 14	3-5 L	DNP	DNP	0-0-0	0-0-0	0-0-0	0-0-0	1-0-1	0-0-0	DNP	DNP	0-0-0
at UML	Nov 15	4-1 W	DNP	DNP	0-0-0	0-0-0	0-0-0	0-0-0	0-1-1	0-0-0	DNP	DNP	0-0-0
at MICH	Nov 21	3-2 W	DNP	DNP	0-0-0	0-1-1	0-0-0	0-0-0	0-0-0	0-0-0	DNP	DNP	0-0-0
at MICH	Nov 22	1-8 L	DNP	DNP	0-0-0	0-1-1	DNP	0-0-0	0-0-0	0-0-0	DNP	DNP	0-0-0
vs COR	Nov 29	1-3 L	DNP	DNP	0-0-0	0-0-0	0-0-0	0-0-0	1-0-1	0-0-0	DNP	DNP	0-0-0
at WIS	Dec 05	5-2 W	DNP	DNP	0-0-0	0-0-0	0-0-0	0-0-0	1-3-4	0-0-0	1-1-2	1-0-1	0-0-0
at WIS	Dec 06	4-2 W	DNP	DNP	0-0-0	DNP	0-0-0	0-0-0	0-0-0	0-1-1	0-1-1	0-1-1	0-1-1
vs RMU	Dec 29	2-4 L	DNP	DNP	0-0-0	0-0-0	0-0-0	DNP	0-0-0	1-0-1	0-0-0	0-1-1	0-0-0
vs WMU	Dec 30	1-4 L	0-0-0	0-0-0	0-0-0	0-1-1	DNP	0-0-0	DNP	0-0-0	0-0-0	0-0-0	DNP
OSU	Jan 09	4-5 L	0-0-0	0-0-0	0-1-1	0-1-1	DNP	DNP	1-2-3	0-0-0	0-0-0	DNP	0-0-0
OSU	Jan 10	4-1 W	DNP	0-0-0	0-0-0	0-0-0	DNP	DNP	1-0-1	0-2-2	DNP	DNP	0-0-0
MSU	Jan 16	2-2 t	DNP	0-0-0	0-0-0	0-1-1	DNP	DNP	1-0-1	0-1-1	DNP	0-0-0	0-0-0
MSU	Jan 17	5-2 W	DNP	0-1-1	0-0-0	0-1-1	DNP	DNP	1-2-3	0-0-0	DNP	0-0-0	DNP
NMU	Jan 23	5-4 W	0-0-0	0-0-0	0-0-0	0-1-1	DNP	DNP	0-0-0	1-1-2	1-1-2	2-1-3	DNP
NMU	Jan 24	5-5 t	0-0-0	0-1-1	0-1-1	DNP	0-0-0	DNP	0-0-0	0-2-2	0-0-0	1-1-2	DNP
vs UVM	Jan 31	4-2 W	0-0-0	0-0-0	0-2-2	0-1-1	DNP	DNP	1-0-1	1-0-1	0-0-0	0-0-0	DNP
WIS	Feb 06	5-2 W	0-0-0	0-2-2	0-0-0	0-0-0	DNP	DNP	1-0-1	0-2-2	0-0-0	0-1-1	0-0-0
WIS	Feb 07	4-1 W	0-0-0	0-0-0	0-0-0	1-0-1	DNP	DNP	0-0-0	0-1-1	0-0-0	1-0-1	DNP
at MSU	Feb 13	0-3 L	0-0-0	0-0-0	0-0-0	DNP	0-0-0	DNP	0-0-0	0-0-0	0-0-0	0-0-0	DNP
at MSU	Feb 14	2-3 L	DNP	1-0-1	0-0-0	DNP	0-0-0	DNP	0-0-0	DNP	0-0-0	0-0-0	DNP
MINN	Feb 20	1-2 L	0-0-0	0-0-0	0-0-0	0-0-0	DNP	DNP	1-0-1	0-0-0	DNP	0-0-0	DNP
MINN	Feb 21	4-3 W	0-0-0	0-0-0	0-0-0	1-0-1	0-0-0	DNP	0-0-0	2-1-3	0-0-0	0-1-1	DNP
at OSU	Feb 27	3-5 L	0-0-0	0-0-0	1-0-1	0-0-0	DNP	DNP	0-1-1	0-1-1	0-1-1	1-0-1	DNP
at OSU	Feb 28	3-5 L	DNP	0-0-0	0-0-0	DNP	DNP	DNP	0-3-3	0-0-0	0-0-0	0-0-0	DNP
MICH	Mar 06	6-4 W	DNP	0-1-1	0-0-0	DNP	DNP	DNP	1-0-1	1-1-2	0-1-1	1-1-2	0-0-0
MICH	Mar 07	4-3 W	0-0-0	0-0-0	0-1-1	DNP	0-0-0	DNP	1-3-4	1-0-1	0-1-1	0-0-0	DNP
at MINN	Mar 13	0-5 L	DNP	0-0-0	0-0-0	DNP	DNP	DNP	0-0-0	0-0-0	0-0-0	0-0-0	DNP
at MINN	Mar 14	2-6 L	0-0-0	0-1-1	DNP	DNP	0-0-0	0-0-0	0-0-0	DNP	0-1-1	0-0-0	DNP

# 2014-15 PENN STATE HOCKEY



## GOALS-ASSISTS-POINTS

Opponent	Date	Score	Player													
			14 OLCZYK,TOM	15 LOIK,CURTIS	17 SAAR,ZACH	18 ROBINSON,J	19 SCHEID,ERIC	20 AULTO,ERIK	21 DEROSA,RIC	22 THOMPSON,D	23 MILLEY,JONA	24 JENSEN,NAT	25 BAILEY,CASE			
UCONN	Oct 10	2-2 t	1-0-1	0-0-0	DNP	DNP	0-0-0	0-0-0	0-0-0	0-0-0	0-0-0	0-0-0	0-0-0	0-0-0	0-0-0	
UCONN	Oct 11	7-1 W	0-0-0	0-1-1	DNP	0-0-0	1-0-1	DNP	DNP	0-0-0	1-1-2	0-0-0	1-2-3	0-0-0	1-0-1	
vs UAA	Oct 17	3-3 t	0-0-0	1-0-1	DNP	0-0-0	0-0-0	0-0-0	DNP	0-0-0	DNP	0-2-2	1-0-1	0-0-0	0-0-0	
at UAF	Oct 18	3-4 L	0-0-0	0-1-1	DNP	0-1-1	1-0-1	0-0-0	0-0-0	0-0-0	DNP	0-0-0	0-0-0	0-0-0	0-0-0	
HC	Oct 24	3-1 W	DNP	0-0-0	DNP	0-0-0	1-0-1	0-0-0	1-0-1	DNP	DNP	DNP	1-0-1	0-0-0	0-0-0	
HC	Oct 26	7-1 W	DNP	1-2-3	DNP	DNP	1-1-2	0-1-1	0-2-2	DNP	DNP	0-0-0	1-0-1	0-0-0	0-0-0	
BEN	Oct 30	3-2 W	DNP	1-0-1	DNP	DNP	0-0-0	0-1-1	0-0-0	DNP	DNP	0-0-0	1-1-2	0-0-0	0-0-0	
BEN	Oct 31	3-2 W	DNP	0-0-0	DNP	0-0-0	1-0-1	0-1-1	0-1-1	DNP	DNP	0-1-1	0-0-0	0-0-0	0-0-0	
at UML	Nov 14	3-5 L	1-0-1	0-1-1	DNP	0-0-0	0-0-0	0-0-0	0-0-0	0-0-0	DNP	0-0-0	1-1-2	0-0-0	0-0-0	
at UML	Nov 15	4-1 W	1-0-1	0-0-0	DNP	0-1-1	1-0-1	0-0-0	0-0-0	0-1-1	DNP	DNP	2-0-2	0-0-0	0-0-0	
at MICH	Nov 21	3-2 W	0-0-0	0-0-0	DNP	0-0-0	1-0-1	0-0-0	0-0-0	0-0-0	DNP	DNP	1-1-2	0-0-0	0-0-0	
at MICH	Nov 22	1-8 L	0-0-0	0-0-0	DNP	0-0-0	DNP	0-0-0	0-0-0	0-0-0	0-0-0	0-0-0	0-1-1	0-0-0	0-0-0	
vs COR	Nov 29	1-3 L	0-0-0	0-0-0	DNP	0-0-0	DNP	0-0-0	0-0-0	0-0-0	0-0-0	0-0-0	0-1-1	0-0-0	0-0-0	
at WIS	Dec 05	5-2 W	0-0-0	0-0-0	DNP	1-0-1	DNP	0-0-0	0-0-0	0-1-1	DNP	0-0-0	1-1-2	0-0-0	0-0-0	
at WIS	Dec 06	4-2 W	1-0-1	0-1-1	DNP	1-0-1	DNP	0-1-1	1-0-1	0-0-0	DNP	0-0-0	0-0-0	0-0-0	0-0-0	
vs RMU	Dec 29	2-4 L	0-0-0	0-1-1	0-0-0	0-0-0	DNP	0-0-0	DNP	0-0-0	DNP	0-0-0	1-0-1	0-0-0	0-0-0	
vs WMU	Dec 30	1-4 L	0-0-0	1-0-1	0-0-0	0-0-0	DNP	0-1-1	0-0-0	DNP	DNP	0-0-0	0-0-0	0-0-0	0-0-0	
OSU	Jan 09	4-5 L	0-0-0	0-0-0	0-0-0	0-0-0	0-1-1	0-1-1	0-1-1	0-0-0	DNP	0-0-0	3-0-3	0-0-0	0-0-0	
OSU	Jan 10	4-1 W	0-0-0	1-0-1	0-0-0	0-0-0	2-1-3	0-0-0	0-0-0	0-0-0	DNP	0-0-0	0-0-0	0-0-0	0-0-0	
MSU	Jan 16	2-2 t	0-0-0	0-0-0	0-0-0	0-0-0	1-0-1	0-0-0	DNP	0-0-0	DNP	0-0-0	0-1-1	0-0-0	0-0-0	
MSU	Jan 17	5-2 W	0-0-0	0-1-1	0-0-0	0-1-1	0-0-0	0-0-0	0-0-0	0-0-0	DNP	1-0-1	2-1-3	0-0-0	0-0-0	
NMU	Jan 23	5-4 W	0-0-0	0-2-2	0-0-0	0-0-0	0-2-2	0-0-0	DNP	0-1-1	DNP	0-0-0	1-0-1	0-0-0	0-0-0	
NMU	Jan 24	5-5 t	1-0-1	0-0-0	DNP	0-0-0	2-1-3	0-0-0	1-1-2	0-1-1	DNP	0-0-0	0-0-0	0-0-0	0-0-0	
vs UVM	Jan 31	4-2 W	0-0-0	0-0-0	DNP	0-0-0	0-1-1	0-1-1	0-1-1	1-0-1	DNP	0-0-0	1-1-2	0-0-0	0-0-0	
WIS	Feb 06	5-2 W	1-0-1	0-0-0	DNP	DNP	1-0-1	0-0-0	0-0-0	0-0-0	DNP	0-1-1	1-2-3	0-0-0	0-0-0	
WIS	Feb 07	4-1 W	0-0-0	0-1-1	0-0-0	1-0-1	0-2-2	1-0-1	0-0-0	0-0-0	DNP	0-1-1	0-1-1	0-0-0	0-0-0	
at MSU	Feb 13	0-3 L	0-0-0	0-0-0	DNP	0-0-0	0-0-0	0-0-0	0-0-0	0-0-0	DNP	0-0-0	0-0-0	0-0-0	0-0-0	
at MSU	Feb 14	2-3 L	0-0-0	0-0-0	0-0-0	0-0-0	0-1-1	DNP	0-0-0	0-0-0	DNP	0-1-1	1-0-1	0-0-0	0-0-0	
MINN	Feb 20	1-2 L	0-0-0	0-0-0	0-0-0	0-0-0	0-0-0	0-1-1	0-0-0	0-0-0	DNP	0-0-0	0-0-0	0-0-0	0-0-0	
MINN	Feb 21	4-3 W	0-0-0	1-0-1	DNP	0-0-0	0-2-2	DNP	0-0-0	0-0-0	DNP	0-0-0	0-1-1	0-0-0	0-0-0	
at OSU	Feb 27	3-5 L	1-0-1	0-0-0	DNP	0-0-0	0-0-0	0-0-0	0-0-0	0-1-1	DNP	0-0-0	0-0-0	0-0-0	0-0-0	
at OSU	Feb 28	3-5 L	0-0-0	0-0-0	0-0-0	0-0-0	0-0-0	0-0-0	0-0-0	0-0-0	DNP	0-0-0	1-1-2	0-0-0	0-0-0	
MICH	Mar 06	6-4 W	0-1-1	0-0-0	0-0-0	DNP	1-2-3	0-1-1	0-0-0	0-0-0	DNP	1-1-2	1-0-1	0-0-0	0-0-0	
MICH	Mar 07	4-3 W	1-0-1	0-0-0	0-0-0	0-0-0	0-1-1	1-0-1	0-0-0	0-0-0	DNP	0-0-0	0-2-2	0-0-0	0-0-0	
at MINN	Mar 13	0-5 L	0-0-0	0-0-0	0-0-0	0-0-0	0-0-0	0-0-0	0-0-0	0-0-0	DNP	0-0-0	0-0-0	0-0-0	0-0-0	
at MINN	Mar 14	2-6 L	0-0-0	0-0-0	0-1-1	1-0-1	0-0-0	0-0-0	0-0-0	0-0-0	DNP	0-1-1	0-0-0	0-0-0	0-0-0	

Opponent	Date	Score	Player				
			26 WILLIAMSON,	27 GARDINER,M	28 HOLSTROM,T	31 SKOFF,MATT	34 MCADAM,EA
UCONN	Oct 10	2-2 t	DNP	DNP	0-1-1	0-0-0	DNP
UCONN	Oct 11	7-1 W	0-0-0	0-0-0	2-1-3	0-0-0	DNP
vs UAA	Oct 17	3-3 t	0-0-0	0-0-0	0-2-2	0-0-0	DNP
at UAF	Oct 18	3-4 L	0-1-1	1-0-1	DNP	0-0-0	DNP
HC	Oct 24	3-1 W	0-0-0	0-1-1	0-1-1	0-0-0	DNP
HC	Oct 26	7-1 W	DNP	0-0-0	0-1-1	0-0-0	DNP
BEN	Oct 30	3-2 W	DNP	0-0-0	0-2-2	0-0-0	DNP
BEN	Oct 31	3-2 W	0-0-0	0-0-0	1-0-1	0-0-0	DNP
at UML	Nov 14	3-5 L	DNP	0-0-0	0-2-2	0-0-0	0-0-0
at UML	Nov 15	4-1 W	0-0-0	0-0-0	0-3-3	DNP	0-0-0
at MICH	Nov 21	3-2 W	0-0-0	1-0-1	0-0-0	DNP	0-0-0
at MICH	Nov 22	1-8 L	0-0-0	0-0-0	1-0-1	DNP	0-0-0
vs COR	Nov 29	1-3 L	DNP	0-0-0	0-1-1	0-0-0	DNP
at WIS	Dec 05	5-2 W	DNP	0-0-0	DNP	DNP	0-0-0
at WIS	Dec 06	4-2 W	0-0-0	1-0-1	DNP	0-0-0	DNP
vs RMU	Dec 29	2-4 L	DNP	0-0-0	0-0-0	DNP	0-0-0
vs WMU	Dec 30	1-4 L	0-0-0	0-0-0	0-0-0	0-0-0	DNP
OSU	Jan 09	4-5 L	DNP	DNP	0-1-1	0-0-0	DNP
OSU	Jan 10	4-1 W	DNP	0-0-0	0-1-1	DNP	0-0-0
MSU	Jan 16	2-2 t	DNP	0-0-0	0-1-1	DNP	0-0-0
MSU	Jan 17	5-2 W	DNP	0-0-0	1-1-2	0-0-0	DNP
NMU	Jan 23	5-4 W	DNP	0-0-0	0-0-0	0-0-0	DNP
NMU	Jan 24	5-5 t	DNP	0-0-0	0-0-0	DNP	0-0-0
vs UVM	Jan 31	4-2 W	DNP	0-0-0	0-1-1	DNP	DNP
WIS	Feb 06	5-2 W	DNP	0-1-1	1-1-2	DNP	DNP
WIS	Feb 07	4-1 W	DNP	DNP	0-1-1	DNP	DNP
at MSU	Feb 13	0-3 L	DNP	0-0-0	0-0-0	DNP	DNP
at MSU	Feb 14	2-3 L	0-0-0	0-0-0	0-0-0	0-0-0	DNP
MINN	Feb 20	1-2 L	DNP	0-0-0	0-1-1	DNP	DNP
MINN	Feb 21	4-3 W	DNP	0-0-0	0-1-1	DNP	DNP
at OSU	Feb 27	3-5 L	DNP	0-0-0	0-1-1	DNP	DNP
at OSU	Feb 28	3-5 L	1-0-1	DNP	1-2-3	0-0-0	DNP
MICH	Mar 06	6-4 W	0-0-0	0-0-0	DNP	DNP	0-1-1
MICH	Mar 07	4-3 W	DNP	0-0-0	DNP	DNP	DNP
at MINN	Mar 13	0-5 L	0-0-0	0-0-0	DNP	DNP	0-0-0
at MINN	Mar 14	2-6 L	0-0-0	1-0-1	DNP	0-0-0	DNP



# 2014-15 PENN STATE HOCKEY

## TEAM STATISTICS

Overall: 18-14-4 Conf: 10-9-1 Home: 13-2-3 Away: 4-9-0 Neut: 1-3-1

<b>TEAM STATISTICS</b>	<b>PSU</b>	<b>OPP</b>
<b>SHOT STATISTICS</b>		
Goals-Shot attempts	118-1420	110-1176
Shot pct.	.083	.094
Goals/Game	3.3	3.1
Shots/Game	39.4	32.7
Assists	193	193
<b>POWER PLAYS</b>		
Goals-Power Plays	28-128	25-129
Conversion Percent	.219	.194
Shot Attempts	229	216
Shot Percent	.122	.116
<b>SHORT-HANDED</b>		
Goals-Shot attempts	4-36	2-39
Shot Percent	.111	.051
<b>GOAL BREAKDOWN</b>		
Total Goals	118	110
Power Play	28	25
Short-handed	4	2
Empty net	4	3
Penalty	1	0
Unassisted	8	2
Overtime	1	1
Shootout	0	0
Delayed Penalty	0	0
<b>PENALTIES</b>		
Number	157	156
Minutes	369	359
Penalties/Game	4.4	4.3
Pen minutes/Game	10.2	10.0
Minor	147	147
Major	5	5
10-minute Misconduct	1	2
Game Misconduct	4	2
Gross Misconduct	0	0
Match	0	0
SHOOTOUTS (Made-Att)	3-13	7-12
<b>ATTENDANCE</b>		
Total	108534	85541
Dates/Avg Per Date	18/6030	13/6580
Neutral Site #/Avg	5/7760	

<b>Goals by Period</b>	<b>1st</b>	<b>2nd</b>	<b>3rd</b>	<b>OT</b>	<b>Total</b>
Penn State	33	43	41	1	118
Opponents	29	41	39	1	110

<b>Saves by Period</b>	<b>1st</b>	<b>2nd</b>	<b>3rd</b>	<b>OT</b>	<b>Total</b>
Penn State	336	381	333	16	1066
Opponents	444	425	413	20	1302

# 2014-15 PENN STATE HOCKEY



## GOALTENDING GAME-BY-GAME

### #1 PJ MUSICO

Date	Opponent	Score	Minutes	GA	GAAvg	Saves	Save%	W	L	T	PP	SH	EN	PN	SO
Dec 30, 2014	vs Western Michigan	1-4	8:38	0	0.00	4	1.000	0	0	0	0	0	0	0	0
Jan 09, 2015	OHIO STATE	4-5	22:19	2	3.88	8	.857	0	1	0	0	0	0	0	0
Jan 23, 2015	NORTHERN MICHIGAN	5-4	25:12	0	2.14	11	.920	1	1	0	0	0	0	0	0
Jan 24, 2015	NORTHERN MICHIGAN	5-5	45:00	2	2.37	19	.913	1	1	1	1	0	0	0	0
Jan 31, 2015	vs Vermont	4-2	60:00	2	2.23	33	.926	2	1	1	1	0	0	0	0
Feb 06, 2015	WISCONSIN	5-2	60:00	2	2.17	35	.932	3	1	1	0	0	0	0	0
Feb 07, 2015	WISCONSIN	4-1	59:52	1	1.92	27	.938	4	1	1	0	0	0	0	0
Feb 13, 2015	at Michigan State	0-3	56:27	3	2.13	31	.933	4	2	1	0	0	0	0	0
Feb 20, 2015	MINNESOTA	1-2	57:57	2	2.12	33	.935	4	3	1	1	0	0	0	0
Feb 21, 2015	MINNESOTA	4-3	62:13	3	2.23	33	.932	5	3	1	2	0	0	0	0
Feb 27, 2015	at Ohio State	3-5	56:28	5	2.57	30	.923	5	4	1	1	0	0	0	0
Mar 07, 2015	MICHIGAN	4-3	60:00	3	2.61	31	.922	6	4	1	0	1	0	0	0
Mar 14, 2015	at Minnesota	2-6	36:09	6	3.05	15	.909	6	5	1	0	0	0	0	0
Totals			610:15	31	3.05	310	.909	6	5	1	6	1	0	0	0

### #31 MATTHEW SKOFF

Date	Opponent	Score	Minutes	GA	GAAvg	Saves	Save%	W	L	T	PP	SH	EN	PN	SO
Oct 10, 2014	CONNECTICUT	2-2	64:53	2	1.85	26	.929	0	0	1	0	0	0	0	0
Oct 11, 2014	CONNECTICUT	7-1	60:00	1	1.44	28	.947	1	0	1	0	0	0	0	0
Oct 17, 2014	vs Alaska Anchorage	3-3	64:20	3	1.90	23	.928	1	0	2	2	0	0	0	0
Oct 18, 2014	at Alaska	3-4	58:49	4	2.42	29	.914	1	1	2	0	0	0	0	0
Oct 24, 2014	HOLY CROSS	3-1	59:45	1	2.14	29	.925	2	1	2	0	0	0	0	0
Oct 26, 2014	HOLY CROSS	7-1	60:00	1	1.96	28	.931	3	1	2	0	0	0	0	0
Oct 30, 2014	BENTLEY	3-2	60:00	2	1.96	24	.930	4	1	2	2	0	0	0	0
Oct 31, 2014	BENTLEY	3-2	59:45	2	1.97	33	.932	5	1	2	2	0	0	0	0
Nov 14, 2014	at UMass Lowell	3-5	28:47	4	2.32	8	.919	5	2	2	0	0	0	0	0
Nov 29, 2014	vs Cornell	1-3	59:14	2	2.29	22	.919	5	3	2	0	0	0	0	0
Dec 06, 2014	at Wisconsin	4-2	60:00	2	2.27	23	.919	6	3	2	0	0	0	0	0
Dec 30, 2014	vs Western Michigan	1-4	51:22	4	2.45	24	.914	6	4	2	1	0	0	0	0
Jan 09, 2015	OHIO STATE	4-5	40:59	3	2.56	22	.911	6	4	2	0	0	0	0	0
Jan 17, 2015	MICHIGAN STATE	5-2	60:00	2	2.51	28	.913	7	4	2	1	0	0	0	0
Jan 23, 2015	NORTHERN MICHIGAN	5-4	34:39	4	2.70	15	.907	7	4	2	0	0	0	0	0
Feb 14, 2015	at Michigan State	2-3	57:33	3	2.73	26	.907	7	5	2	2	0	0	0	0
Feb 28, 2015	at Ohio State	3-5	58:27	5	2.88	39	.905	7	6	2	1	0	0	0	0
Mar 14, 2015	at Minnesota	2-6	23:51	0	2.81	13	.907	7	6	2	0	0	0	0	0
Totals			962:24	45	2.81	440	.907	7	6	2	11	0	0	0	0

### #34 EAMON MCADAM

Date	Opponent	Score	Minutes	GA	GAAvg	Saves	Save%	W	L	T	PP	SH	EN	PN	SO
Nov 14, 2014	at UMass Lowell	3-5	31:13	1	1.92	17	.944	0	0	0	0	0	0	0	0
Nov 15, 2014	at UMass Lowell	4-1	60:00	1	1.32	24	.953	1	0	0	1	0	0	0	0
Nov 21, 2014	at Michigan	3-2	60:00	2	1.59	38	.952	2	0	0	0	0	0	0	0
Nov 22, 2014	at Michigan	1-8	59:56	8	3.41	37	.906	2	1	0	0	1	0	0	0
Dec 05, 2014	at Wisconsin	5-2	59:57	2	3.10	22	.908	3	1	0	1	0	0	0	0
Dec 29, 2014	vs Robert Morris	2-4	58:45	3	3.09	29	.908	3	2	0	2	0	0	0	0
Jan 10, 2015	OHIO STATE	4-1	60:00	1	2.77	35	.918	4	2	0	1	0	0	0	0
Jan 16, 2015	MICHIGAN STATE	2-2	64:47	2	2.64	33	.922	4	2	1	0	0	0	0	0
Jan 24, 2015	NORTHERN MICHIGAN	5-5	20:00	3	2.91	5	.913	4	2	1	0	0	0	0	0
Mar 06, 2015	MICHIGAN	6-4	60:00	4	3.03	41	.912	5	2	1	2	0	0	0	0
Mar 13, 2015	at Minnesota	0-5	59:35	4	3.13	35	.911	5	3	1	1	0	0	0	0
Totals			594:13	31	3.13	316	.911	5	3	1	8	1	0	0	0



# 2014-15 PENN STATE HOCKEY

## SEASON RESULTS

Date	Opponent	Score	Shots	Overall	Conf	Time	Att.	Goalie of record
Oct 10	CONNECTICUT	Tot 2-2	35/28	0-0-1	0-0-0	2:33	6017	Skoff, Matthew
Oct 11	CONNECTICUT	W 7-1	42/29	1-0-1	0-0-0	2:15	6016	Skoff, Matthew
1 Oct 17	vs Alaska Anchorage	To 3-3	27/26	1-0-2	0-0-0	2:34	772	Skoff, Matthew
Oct 18	at Alaska	L 3-4	43/33	1-1-2	0-0-0	2:21	3584	Skoff, Matthew
Oct 24	HOLY CROSS	W 3-1	50/30	2-1-2	0-0-0	2:28	6043	Skoff, Matthew
Oct 26	HOLY CROSS	W 7-1	45/29	3-1-2	0-0-0	2:23	5988	Skoff, Matthew
Oct 30	BENTLEY	W 3-2	54/26	4-1-2	0-0-0	2:15	5773	Skoff, Matthew
Oct 31	BENTLEY	W 3-2	49/35	5-1-2	0-0-0	2:15	5974	Skoff, Matthew
Nov 14	at #4 UMass Lowell	L 3-5	37/30	5-2-2	0-0-0	2:05	4314	Skoff, Matthew
Nov 15	at #4 UMass Lowell	W 4-1	31/25	6-2-2	0-0-0	2:06	4548	McAdam, Eamon
* Nov 21	at Michigan	W 3-2	28/40	7-2-2	1-0-0	2:24	5415	McAdam, Eamon
* Nov 22	at Michigan	L 1-8	42/45	7-3-2	1-1-0	2:17	4891	McAdam, Eamon
2 Nov 29	vs Cornell	L 1-3	38/25	7-4-2	1-1-0	2:18	15027	Skoff, Matthew
* Dec 05	at Wisconsin	W 5-2	40/24	8-4-2	2-1-0	2:16	8957	McAdam, Eamon
* Dec 06	at Wisconsin	W 4-2	33/25	9-4-2	3-1-0	2:15	10091	Skoff, Matthew
3 Dec 29	vs Robert Morris	L 2-4	37/33	9-5-2	3-1-0	2:15	6252	McAdam, Eamon
3 Dec 30	vs Western Michigan	L 1-4	33/32	9-6-2	3-1-0	2:11	5076	Skoff, Matthew
* Jan 09	OHIO STATE	Lot 4-5	57/35	9-7-2	3-2-0	2:28	5829	Musico, PJ
* Jan 10	OHIO STATE	W 4-1	35/36	10-7-2	4-2-0	2:17	5898	McAdam, Eamon
* Jan 16	MICHIGAN STATE	Tot 2-2	50/35	10-7-3	4-2-1	2:35	6062	McAdam, Eamon
* Jan 17	MICHIGAN STATE	W 5-2	40/30	11-7-3	5-2-1	2:17	6163	Skoff, Matthew
Jan 23	NORTHERN MICHIGAN	W 5-4	53/30	12-7-3	5-2-1	2:17	6203	Musico, PJ
Jan 24	NORTHERN MICHIGAN	Tot 5-5	64/29	12-7-4	5-2-1	2:52	6089	Musico, PJ
4 Jan 31	vs #14 Vermont	W 4-2	39/35	13-7-4	5-2-1	2:20	11674	Musico, PJ
* Feb 06	WISCONSIN	W 5-2	37/37	14-7-4	6-2-1	2:20	6033	Musico, PJ
* Feb 07	WISCONSIN	W 4-1	43/28	15-7-4	7-2-1	2:19	6103	Musico, PJ
* Feb 13	at Michigan State	L 0-3	28/34	15-8-4	7-3-1	2:20	6528	Musico, PJ
* Feb 14	at Michigan State	L 2-3	42/29	15-9-4	7-4-1	2:20	6444	Skoff, Matthew
* Feb 20	#15 MINNESOTA	L 1-2	36/35	15-10-4	7-5-1	2:19	6148	Musico, PJ
* Feb 21	#15 MINNESOTA	Wot 4-3	33/36	16-10-4	8-5-1	2:24	6158	Musico, PJ
* Feb 27	at Ohio State	L 3-5	49/35	16-11-4	8-6-1	2:19	4153	Musico, PJ
* Feb 28	at Ohio State	L 3-5	27/44	16-12-4	8-7-1	2:23	6625	Skoff, Matthew
* Mar 06	MICHIGAN	W 6-4	43/45	17-12-4	9-7-1	2:23	6011	McAdam, Eamon
* Mar 07	MICHIGAN	W 4-3	31/34	18-12-4	10-7-1	2:26	6026	Musico, PJ
* Mar 13	at #15 Minnesota	L 0-5	18/40	18-13-4	10-8-1	2:22	9813	McAdam, Eamon
* Mar 14	at #15 Minnesota	L 2-6	31/34	18-14-4	10-9-1	2:15	10178	Musico, PJ

- 1 - at Fairbanks, Alaska
- 2 - at Madison Square Garden (New York)
- 3 - at CONSOL Energy Center (Pittsburgh)
- 4 - at Wells Fargo Center (Philadelphia)

Team Record	W-L-T	Attendance	Dates	Total	Avg.
Overall:	18-14-4	Total:	36	232876	6469
Conference:	10-9-1	Home:	18	108534	6030
Home:	13-2-3	Away:	13	85541	6580
Away:	4-9-0	Neutral:	5	38801	7760
Neutral:	1-3-1				
Overtime:	1-1-4				

# 2014-15 PENN STATE HOCKEY



## TEAM vs. TEAM COMPARISON

Date	Opponent	Score	Goals	Shots		Penalties		Power Plays	
				Assists	Shots	Pen-Min	Pen-Min	G-Ch	G-Ch
Oct 10	CONNECTICUT	2-2	2 / 2	2 / 4	35 / 28	1-2	2-4	0-1	0-1
Oct 11	CONNECTICUT	7-1	7 / 1	10 / 2	42 / 29	6-23	5-10	1-4	0-4
Oct 17	vs Alaska Anchorage	3-3	3 / 3	5 / 6	27 / 26	4-8	3-6	2-3	2-4
Oct 18	at Alaska	3-4	3 / 4	6 / 7	43 / 33	2-4	3-9	1-4	0-2
Oct 24	HOLY CROSS	3-1	3 / 1	6 / 2	50 / 30	4-8	10-20	1-9	0-3
Oct 26	HOLY CROSS	7-1	7 / 1	13 / 2	45 / 29	6-12	10-28	2-7	0-4
Oct 30	BENTLEY	3-2	3 / 2	6 / 2	54 / 26	4-8	3-6	1-3	2-4
Oct 31	BENTLEY	3-2	3 / 2	4 / 4	49 / 35	4-8	6-12	2-6	2-4
Nov 14	at UMass Lowell	3-5	3 / 5	4 / 9	37 / 30	1-2	1-2	0-1	0-1
Nov 15	at UMass Lowell	4-1	4 / 1	6 / 2	31 / 25	3-6	4-8	1-4	1-3
Nov 21	at Michigan	3-2	3 / 2	2 / 3	28 / 40	5-10	3-6	1-2	0-4
Nov 22	at Michigan	1-8	1 / 8	2 / 15	42 / 45	5-10	8-16	1-8	0-5
Nov 29	vs Cornell	1-3	1 / 3	2 / 6	38 / 25	4-8	3-9	0-2	0-2
Dec 05	at Wisconsin	5-2	5 / 2	6 / 4	40 / 24	2-4	5-21	2-5	1-2
Dec 06	at Wisconsin	4-2	4 / 2	6 / 4	33 / 25	4-8	1-2	1-1	0-4
Dec 29	vs Robert Morris	2-4	2 / 4	2 / 6	37 / 33	5-21	3-6	0-3	2-6
Dec 30	vs Western Michigan	1-4	1 / 4	2 / 7	33 / 32	4-16	5-10	0-4	1-2
Jan 09	OHIO STATE	4-5	4 / 5	8 / 8	57 / 35	1-2	1-2	0-1	0-1
Jan 10	OHIO STATE	4-1	4 / 1	4 / 2	35 / 36	5-10	4-8	1-3	1-4
Jan 16	MICHIGAN STATE	2-2	2 / 2	4 / 3	50 / 35	3-6	3-6	0-2	0-2
Jan 17	MICHIGAN STATE	5-2	5 / 2	8 / 3	40 / 30	6-12	6-15	0-6	1-5
Jan 23	NORTHERN MICHIGAN	5-4	5 / 4	9 / 6	53 / 30	3-6	6-12	2-6	0-3
Jan 24	NORTHERN MICHIGAN	5-5	5 / 5	8 / 8	64 / 29	9-29	10-31	0-6	1-5
Jan 31	vs Vermont	4-2	4 / 2	8 / 4	39 / 35	6-12	3-6	1-3	1-6
Feb 06	WISCONSIN	5-2	5 / 2	10 / 3	37 / 37	2-4	1-2	0-1	0-2
Feb 07	WISCONSIN	4-1	4 / 1	7 / 2	43 / 28	7-14	7-14	2-5	0-5
Feb 13	at Michigan State	0-3	0 / 3	0 / 6	28 / 34	4-8	4-8	0-3	0-3
Feb 14	at Michigan State	2-3	2 / 3	2 / 5	42 / 29	8-16	5-10	1-4	2-7
Feb 20	MINNESOTA	1-2	1 / 2	2 / 4	36 / 35	4-8	2-4	0-2	1-4
Feb 21	MINNESOTA	4-3	4 / 3	6 / 6	33 / 36	4-8	3-6	2-3	2-4
Feb 27	at Ohio State	3-5	3 / 5	5 / 9	49 / 35	4-8	3-6	0-2	1-3
Feb 28	at Ohio State	3-5	3 / 5	6 / 8	27 / 44	2-4	1-2	0-0	1-2
Mar 06	MICHIGAN	6-4	6 / 4	10 / 8	43 / 45	11-22	8-16	3-4	2-7
Mar 07	MICHIGAN	4-3	4 / 3	8 / 6	31 / 34	6-12	6-20	0-3	0-4
Mar 13	at Minnesota	0-5	0 / 5	0 / 8	18 / 40	6-26	6-12	0-5	1-5
Totals		116-104	116 / 104	189 / 184	1389 / 114	155-365	154-355	28-126	25-127

Note: Game totals are displayed in the format TEAM/OPPONENT for each category



# 2014-15 PENN STATE HOCKEY

## GAME 1 (OCT. 10, 2014): PENN STATE 2, UCONN 2 (OT)

Connecticut (0-0-1) vs. Penn State (0-0-1)  
Date: Oct 10, 2014 • Location: University Park, Pa. • Arena: Pegula Ice Arena  
Attendance: 6017 • Start time: 7:00 pm • End time: 9:33 pm • Total time: 2:33

Prd Time Team Scored by Assists Vis. on ice Home on ice Goals by Period

TEAM SUMMARY

Penalties, Goals-Att, Power Play, Shots, and Officials for Game 1.

GOALTENDERS and PENALTY SUMMARY for Game 1.

Prd Player Team Min/Offense Time for Game 1.

Connecticut-Nichols, Rob (0-0-1). Penn State-Skoff, Matthew (0-0-1).  
Penn State Timeout: 19:45 3rd  
UCONN Timeout: 4:46 OT

## GAME 2 (OCT. 11, 2014): PENN STATE 7, UCONN 1

Connecticut (0-1-1) vs. Penn State (1-0-1)  
Date: Oct 11, 2014 • Location: University Park, Pa. • Arena: Pegula Ice Arena  
Attendance: 6016 • Start time: 3:00 pm • End time: 5:15 PM • Total time: 2:15

Prd Time Team Scored by Assists Vis. on ice Home on ice Goals by Period

TEAM SUMMARY

Penalties, Goals-Att, Power Play, Shots, and Officials for Game 2.

GOALTENDERS and PENALTY SUMMARY for Game 2.

Prd Player Team Min/Offense Time for Game 2.

Win-Skoff, Matthew (1-0-1). Loss-Nichols, Rob (0-1-1).  
UCONN Timeout: 13:27 in 2nd Period

## GAME 3 (OCT. 17, 2014): PENN STATE 3, ALASKA ANCHORAGE 3 (OT)

Penn State (1-0-2) vs. Alaska Anchorage (2-0-1)  
Date: Oct 17, 2014 • Location: Fairbanks, Alaska • Arena: Carlson Center  
Attendance: 772 • Start time: 5:07 pm • End time: 7:41 • Total time: 2:34

Prd Time Team Scored by Assists Vis. on ice Home on ice Goals by Period

TEAM SUMMARY

Penalties, Goals-Att, Power Play, Shots, and Officials for Game 3.

GOALTENDERS and PENALTY SUMMARY for Game 3.

Prd Player Team Min/Offense Time for Game 3.

Penn State-Skoff, Matthew (1-0-2). Alaska Anchorage-Michael Matyas (1-0-1).  
Brice Alaska Goal Rush  
Game One  
Alaska Anchorage wins shootout, 1-0

## GAME 4 (OCT. 18, 2014): ALASKA 4, PENN STATE 3

Penn State (1-1-2) vs. Alaska (4-0-0)  
Date: Oct 18, 2014 • Location: Fairbanks, Alaska • Arena: Carlson Center  
Attendance: 3584 • Start time: 7:27 pm • End time: 9:48 pm • Total time: 2:21

Prd Time Team Scored by Assists Vis. on ice Home on ice Goals by Period

TEAM SUMMARY

Penalties, Goals-Att, Power Play, Shots, and Officials for Game 4.

GOALTENDERS and PENALTY SUMMARY for Game 4.

Prd Player Team Min/Offense Time for Game 4.

Win-Cahill, Sean (1-0-0). Loss-Skoff, Matthew (1-1-2).  
Brice Alaska Goal Rush  
Game 4











# 2014-15 PENN STATE HOCKEY

## GAME 16 (DEC. 29, 2014): ROBERT MORRIS 4, PENN STATE 2      GAME 17 (DEC. 30, 2014): WESTERN MICHIGAN 4, PENN STATE 1

Penn State (9-5-2, 3-1-0-0 B1G) vs. Robert Morris (12-2-3, 9-2-3 AHA)  
Date: Dec 29, 2014 • Location: Pittsburgh, Pa. • Arena: Consol Energy Center  
Attendance: 6252 • Start time: 7:45 pm • End time: 10:00 pm • Total time: 2:15

Penn State (9-6-2, 3-1-0-0 B1G) vs. Western Michigan (7-9-2, 2-6-2-2 NCHC)  
Date: Dec 30, 2014 • Location: Pittsburgh, Pa. • Arena: Consol Energy Center  
Attendance: 5076 • Start time: 4:35 pm • End time: 6:46 pm • Total time: 2:11

Prd Time Team Scored by Assists Vis. on ice Home on ice Goals by Period Team 1 2 3 OT Tot

Prd Time Team Scored by Assists Vis. on ice Home on ice Goals by Period Team 1 2 3 OT Tot

TEAM SUMMARY Penn State G A PI Sh +/- BI # Robert Morris G A PI Sh +/- BI

TEAM SUMMARY Western Michigan G A PI Sh +/- BI # Penn State G A PI Sh +/- BI

GOALTENDERS # Penn State Dec Min GA 1 2 3 Saves # Robert Morris Dec Min GA 1 2 3 Saves

GOALTENDERS # Western Michigan Dec Min GA 1 2 3 Saves # Penn State Dec Min GA 1 2 3 Saves

PENALTY SUMMARY Prd Player Team MinOffense Time Prd Player Team MinOffense Time

PENALTY SUMMARY Prd Player Team MinOffense Time Prd Player Team MinOffense Time

Win-SHAFER, Terry (6-1-2). Loss-McAdam, Eamon (3-2-0). Three Rivers Classic

Win-Lukas Hafner (6-6-2). Loss-Skoff, Matthew (6-4-2). Three Rivers Classic

## GAME 18 (JAN. 9, 2015): OHIO STATE 5, PENN STATE 4 (OT)      GAME 19 (JAN. 10, 2015): PENN STATE 4, OHIO STATE 1

Ohio State (7-9-2, 2-2-0-0 B1G) vs. Penn State (9-7-2, 3-2-0-0 B1G)  
Date: Jan 09, 2015 • Location: University Park, Pa. • Arena: Pegula Ice Arena  
Attendance: 5829 • Start time: 7:07 pm • End time: 9:35 pm • Total time: 2:28

Ohio State (7-10-2, 2-3-0-0 B1G) vs. Penn State (10-7-2, 4-2-0-0 B1G)  
Date: Jan 10, 2015 • Location: University Park, Pa. • Arena: Pegula Ice Arena  
Attendance: 5898 • Start time: 3:07 pm • End time: 5:24 pm • Total time: 2:17

Prd Time Team Scored by Assists Vis. on ice Home on ice Goals by Period Team 1 2 3 OT Tot

Prd Time Team Scored by Assists Vis. on ice Home on ice Goals by Period Team 1 2 3 OT Tot

TEAM SUMMARY # Ohio State G A PI Sh +/- BI # Penn State G A PI Sh +/- BI

TEAM SUMMARY # Ohio State G A PI Sh +/- BI # Penn State G A PI Sh +/- BI

GOALTENDERS # Ohio State Dec Min GA 1 2 3 Saves # Penn State Dec Min GA 1 2 3 Saves

GOALTENDERS # Ohio State Dec Min GA 1 2 3 Saves # Penn State Dec Min GA 1 2 3 Saves

PENALTY SUMMARY Prd Player Team MinOffense Time Prd Player Team MinOffense Time

PENALTY SUMMARY Prd Player Team MinOffense Time Prd Player Team MinOffense Time

Win-Christian Frey (3-4-1). Loss-Musico, PJ (0-1-0). Ohio State timeout - 8:06 in the 3rd Penn State timeout - 19:20 in the 3rd

Win-McAdam, Eamon (4-2-0). Loss-Frey, Christian (3-5-1). Ohio State Timeout 18:04 in 2nd



# 2014-15 PENN STATE HOCKEY

## GAME 20 (JAN. 16, 2015): PENN STATE 2, MICHIGAN STATE 2

Michigan State (7-10-2, 1-2-2-1 B1G) vs. Penn State (10-7-3, 4-2-1-0 B1G)  
Date: Jan 16, 2015 • Location: University Park, Pa. • Arena: Pegula Ice Arena  
Attendance: 6062 • Start time: 7:07 pm • End time: 9:42 pm • Total time: 2:35

Prd Time Team Scored by Assists Vis. on ice Home on ice Goals by Period

TEAM SUMMARY # Michigan State G A PI Sh +/- BI # Penn State G A PI Sh +/- BI

GOALTENDERS # Michigan State Dec Min GA 1 2 3 OT Saves # Penn State Dec Min GA 1 2 3 OT Saves

PENALTY SUMMARY Prd Player Team MinOffense Time Prd Player Team MinOffense Time

Michigan State-Hildebrand, Jake (7-10-2). Penn State-McAdam, Eamon (4-2-1). Michigan State Timeout 19:24 - 2nd period Penn State Timeout 18:36 - 3rd period

## GAME 21 (JAN. 17, 2015): PENN STATE 5, MICHIGAN STATE 2

Michigan State (7-11-2, 1-3-2-2 B1G) vs. Penn State (11-7-3, 5-2-1-0 B1G)  
Date: Jan 17, 2015 • Location: University Park, Pa. • Arena: Pegula Ice Arena  
Attendance: 6163 • Start time: 5:02 pm • End time: 7:19 pm • Total time: 2:17

Prd Time Team Scored by Assists Vis. on ice Home on ice Goals by Period

TEAM SUMMARY # Michigan State G A PI Sh +/- BI # Penn State G A PI Sh +/- BI

GOALTENDERS # Michigan State Dec Min GA 1 2 3 OT Saves # Penn State Dec Min GA 1 2 3 OT Saves

PENALTY SUMMARY Prd Player Team MinOffense Time Prd Player Team MinOffense Time

Win-Skoff, Matthew (7-4-2). Loss-Hildebrand, Jake (7-11-2).

## GAME 22 (JAN. 23, 2015): PENN STATE 5, NORTHERN MICH. 4

Northern Michigan (9-9-5, 6-8-4 WCHA) vs. Penn State (12-7-3, 5-2-1-0 B1G)  
Date: Jan 23, 2015 • Location: University Park, Pa. • Arena: Pegula Ice Arena  
Attendance: 6203 • Start time: 7:07 pm • End time: 9:24 pm • Total time: 2:17

Prd Time Team Scored by Assists Vis. on ice Home on ice Goals by Period

TEAM SUMMARY # Northern Michigan G A PI Sh +/- BI # Penn State G A PI Sh +/- BI

GOALTENDERS # Northern Michigan Dec Min GA 1 2 3 OT Saves # Penn State Dec Min GA 1 2 3 OT Saves

PENALTY SUMMARY Prd Player Team MinOffense Time Prd Player Team MinOffense Time

Win-Musico, PJ (1-1-0). Loss-Dahlstrom, Mathias (9-7-3). Penn State Timeout 2nd Period - 3:55 Northern Michigan Timeout 3rd Period - 17:38

## GAME 23 (JAN. 24, 2015): PENN STATE 5, NORTHERN MICH. 5 (OT)

Northern Michigan (9-9-6, 6-8-4 WCHA) vs. Penn State (12-7-4, 5-2-1-0 B1G)  
Date: Jan 24, 2015 • Location: University Park, Pa. • Arena: Pegula Ice Arena  
Attendance: 6089 • Start time: 4:33 pm • End time: 7:25 pm • Total time: 5:25

Prd Time Team Scored by Assists Vis. on ice Home on ice Goals by Period

TEAM SUMMARY # Northern Michigan G A PI Sh +/- BI # Penn State G A PI Sh +/- BI

GOALTENDERS # Northern Michigan Dec Min GA 1 2 3 OT Saves # Penn State Dec Min GA 1 2 3 OT Saves

PENALTY SUMMARY Prd Player Team MinOffense Time Prd Player Team MinOffense Time

Northern Michigan-Dahlstrom, Mathias (9-7-4). Penn State-Musico, PJ (1-1-1). Timeout Northern Michigan 4:49 in OT







# 2014-15 PENN STATE HOCKEY

## GAME 31 (FEB. 27, 2015): OHIO STATE 5, PENN STATE 3

Penn State (16-11-4, 8-6-1-0) vs. Ohio State (10-17-2, 5-10-0-0)  
Date: Feb 27, 2015 • Location: Columbus, Ohio • Arena: Value City Arena  
Attendance: 4153 • Start time: 6:40 pm • End time: 8:59 pm • Total time: 2:19

Prd Time Team Scored by Assists Vis. on ice Home on ice Goals by Period Prd 1 2 3 Tot

### TEAM SUMMARY

# Penn State G A PI Sh +/- BI # Ohio State G A PI Sh +/- BI

### Penalties-Minutes by Prd

Prd Prd

## Penn State Dec Min GA 1 2 3 Saves # Ohio State Dec Min GA 1 2 3 Saves

## Ohio State Dec Min GA 1 2 3 Saves

Prd Player Team MinOffense Time Prd Player Team MinOffense Time

Prd Player Team MinOffense Time

Win-Frey,Christian (6-10-1). Loss-Musco, PJ (5-4-1). PSU timeout, 16:50/3rd

## GAME 32 (FEB. 28, 2015): OHIO STATE 5, PENN STATE 3

Penn State (16-12-4, 8-7-1-0) vs. Ohio State (11-17-2, 6-10-0-0)  
Date: Feb 28, 2015 • Location: Columbus, Ohio • Arena: Value City Arena  
Attendance: 6625 • Start time: 7:07 pm • End time: 9:30 pm • Total time: 2:23

Prd Time Team Scored by Assists Vis. on ice Home on ice Goals by Period Prd 1 2 3 Tot

### TEAM SUMMARY

# Penn State G A PI Sh +/- BI # Ohio State G A PI Sh +/- BI

### Penalties-Minutes by Prd

Prd Prd

## Penn State Dec Min GA 1 2 3 Saves # Ohio State Dec Min GA 1 2 3 Saves

## Ohio State Dec Min GA 1 2 3 Saves

Prd Player Team MinOffense Time Prd Player Team MinOffense Time

Prd Player Team MinOffense Time

Win-Frey,Christian (7-10-1). Loss-Skoff, Matthew (7-6-2). Ohio State timeout, 15:15/2nd

## GAME 33 (MARCH 6, 2015): PENN STATE 6, MICHIGAN 4

Michigan (19-12-0, 11-6-0-0) vs. Penn State (17-12-4, 9-7-1-0)  
Date: Mar 06, 2015 • Location: University Park, Pa • Arena: Pegula Ice Arena  
Attendance: 6011 • Start time: 7:07 pm • End time: 9:30 pm • Total time: 2:23

Prd Time Team Scored by Assists Vis. on ice Home on ice Goals by Period Prd 1 2 3 Tot

### TEAM SUMMARY

# Michigan G A PI Sh +/- BI # Penn State G A PI Sh +/- BI

### Penalties-Minutes by Prd

Prd Prd

## Michigan Dec Min GA 1 2 3 Saves # Penn State Dec Min GA 1 2 3 Saves

## Penn State Dec Min GA 1 2 3 Saves

Prd Player Team MinOffense Time Prd Player Team MinOffense Time

Prd Player Team MinOffense Time

Win-MacAdam, Eamon (5-2-1). Loss-Racine,Steve (9-4-0). Timeout Michigan - 19:45 in 3rd

## GAME 34 (MARCH 7, 2015): PENN STATE 4, MICHIGAN 3

Michigan (19-13-0, 11-7-0-0) vs. Penn State (18-12-4, 10-7-1-0)  
Date: Mar 07, 2015 • Location: University Park, Pa • Arena: Pegula Ice Arena  
Attendance: 6026 • Start time: 3:10 pm • End time: 5:36 pm • Total time: 2:26

Prd Time Team Scored by Assists Vis. on ice Home on ice Goals by Period Prd 1 2 3 Tot

### TEAM SUMMARY

# Michigan G A PI Sh +/- BI # Penn State G A PI Sh +/- BI

### Penalties-Minutes by Prd

Prd Prd

## Michigan Dec Min GA 1 2 3 Saves # Penn State Dec Min GA 1 2 3 Saves

## Penn State Dec Min GA 1 2 3 Saves

Prd Player Team MinOffense Time Prd Player Team MinOffense Time

Prd Player Team MinOffense Time

Win-Musco, PJ (6-4-1). Loss-Racine,Steve (9-5-0). Timeout Penn State 12:37 3rd



# 2014-15 PENN STATE HOCKEY



## GAME 35 (MARCH 13, 2015): #15 MINNESOTA 5, PENN STATE 0

Penn State (18-13-4, 10-8-1-0) vs. Minnesota (20-12-3, 11-5-3-0)  
 Date: Mar 13, 2015 • Location: Minneapolis, Minn. • Arena: Mariucci Arena  
 Attendance: 9813 • Start time: 7:05 pm • End time: 9:27 pm • Total time: 2:22

Prd	Time	Team	Scored by	Assists	Vis. on ice	Home on ice	Goals by Period
Team	1	2	3	Tot			
1. 1st 08:48	MINN	PP	Rau, Kyle/17	Reilly, Mike/33 Boyd, Travis/19	2,12,19,24	7,5,22,13,24	PSU 0 0 0 0 MINN 3 0 2 5
2. 1st 10:42	MINN	EV	Fasching, Hudson/11	Reilly, Mike/34	2,12,9,14,19	25,24,5,13,28	
3. 1st 14:57	MINN	EV	Fasching, Hudson/10	Rau, Kyle/19	2,12,14,19,24	24,5,7,6,18	
4. 3rd 16:45	MINN	EN	Bristedt, Leon/5	Rau, Kyle/20	3,8,14,22,25,27	18,7,5,24,28	
5. 3rd 17:13	MINN	EV	Lettieri, Vinni/8	Brodzinski, Mich/9 Kloos, Justin/19	2,10,12,19,24	19,20,28,10,13	

### TEAM SUMMARY

#	Penn State	G	A	PI	Sh +/-	BI	#	Minnesota	G	A	PI	Sh +/-	BI
2	Varley, Connor	0	0	0	1 -3	1	2	Skjei, Brady	0	0	0	0	0
3	Koudys, Patrick	0	0	2	0 -2	2	3	Glover, Jack	0	0	0	0	0
9	Goodwin, David	0	0	0	2 -2	0	5	Reilly, Mike	0	2	2	3 +3	1
10	Conway, Scott	0	0	15	1 -1	0	6	Collins, Ryan	0	0	0	2 +1	1
11	Glen, David	0	0	0	4 0	1	7	Rau, Kyle	1	2	0	2 +2	0
12	Richard, Dylan	0	0	0	0 -2	0	10	Marshall, Ben	0	0	0	1 +1	1
14	Olczyk, Tommy	0	0	0	0 -3	0	11	Warning, Sam	0	0	2	1 0	0
15	Loik, Curtis	0	0	0	1 0	0	13	Cammarata, Tay	0	0	0	4 +2	0
17	Saar, Zach	0	0	2	0 0	0	15	Michaelson, AJ	0	0	0	0 0	0
18	Robinson, James	0	0	0	0 0	2	17	Ambroz, Seth	0	0	2	3 0	1
19	Scheid, Eric	0	0	0	4 -3	0	18	Bristedt, Leon	1	0	0	2 +2	0
20	Auto, Erik	0	0	0	0 2		19	Lettieri, Vinni	1	0	2	6 +1	0
21	DeRosa, Ricky	0	0	0	0 0		20	Brodzinski, Mich	0	1	0	6 +1	1
22	Thompson, Davi	0	0	0	1 -1	0	22	Boyd, Travis	0	1	0	1 0	0
24	Jensen, Nate	0	0	0	1 -2	5	24	Fasching, Hudson	1	1	2	2 +3	0
25	Bailey, Casey	0	0	5	3 -1	0	25	Kloos, Justin	1	1	2	4 +2	0
26	Williamson, Mike	0	0	0	0 2		26	Isackson, Christi	0	0	0	1 0	1
27	Gardiner, Max	0	0	0	0 -1	0	28	Bischoff, Jake	0	0	0	2 +2	7
T	TEAM	0	0	2	0 0		31	Coyne, Ryan	dnp				
1	Musico, PJ	dnp					34	Lehr, Nick	dnp				
31	Skoff, Matthew	dnp					Totals		5	8	12	40	+2 13
Totals		0	0	26	18	-21 15							

### GOALTENDERS

#	Penn State	Dec	Min	GA	1	2	3	Saves	#	Minnesota	Dec	Min	GA	1	2	3	Saves
34	McAdam, Eamon	L	59:35	4	15	9	11	35	32	Wilcox, Adam	W	60:00	0	6	6	6	18
	EMPTY NET		0:25	1	0	0	0	0									

### PENALTY SUMMARY

Prd	Player	Team	Min	Offense	Time	Prd	Player	Team	Min	Offense	Time
1st	Saar, Zach	PSU	2:00	Hooking	07:55 PP	3rd	Warning, Sam	MINN	2:00	Tripping	07:04 PP
1st	Ambroz, Seth	MINN	2:00	Tripping	04:59 PP	3rd	Bailey, Casey	PSU	5:00	Boarding	07:30 PP
2nd	Fasching, Hudson	MINN	2:00	Tripping	07:28 PP	3rd	Conway, Scott	PSU	5:00	Contact To The Hea	17:13 PP
2nd	TEAM	PSU	2:00	Too Many Players On	09:05 PP	3rd	Conway, Scott	PSU	10:00	Game Misconduct	17:13
2nd	Lettieri, Vinni	MINN	2:00	Slashing	18:39 PP	3rd	Kloos, Justin	MINN	2:00	Roughing	17:13
3rd	Reilly, Mike	MINN	2:00	Interference	03:41 PP	3rd	Koudys, Patrick	PSU	2:00	Roughing	18:42 PP

Win-Wilcox, Adam (19-11-3). Loss-McAdam, Eamon (5-3-1).  
 Minnesota timeout at 10:42 (3rd period)

## GAME 36 (MARCH 14, 2015): #15 MINNESOTA 6, PENN STATE 2

Penn State (18-14-4, 10-9-1-0) vs. Minnesota (21-12-3, 12-5-3-0)  
 Date: Mar 14, 2015 • Location: Minneapolis, Minn. • Arena: Mariucci Arena  
 Attendance: 10178 • Start time: 7:05 pm • End time: 9:20 pm • Total time: 2:15

Prd	Time	Team	Scored by	Assists	Vis. on ice	Home on ice	Goals by Period
Team	1	2	3	Tot			
1. 1st 15:16	PSU	EV	Gardiner, Max/4	Saar, Zach/1 Jensen, Nate/8	27,17,24,221	5,7,15,24,28	PSU 1 1 0 2 MINN 2 4 0 6
2. 1st 17:49	MINN	EV	Ambroz, Seth/11	Boyd, Travis/20 Reilly, Mike/35	2,9,14,24,25	17,22,5,11,28	
3. 1st 18:09	MINN	EV	Fasching, Hudson/11	Bischoff, Jake/8	7,12,19,22,26	24,28,5,7,18	
4. 2nd 04:32	MINN	EV	Rau, Kyle/18	Fasching, Hudson/12,2,7,12,19,24	7,24,5,18,28		
5. 2nd 06:30	PSU	EV	Robinson, James/4	Varley, Connor/7 Glen, David/7	18,21,15,24	10,11,17,20,22	
6. 2nd 07:33	MINN	EV	Collins, Ryan/1	Isackson, Christi/4	19,24,11,2,7	6,26,2,3,15	
7. 2nd 13:44	MINN	EV	Rau, Kyle/19	Fasching, Hudson/13,6,7,12,19,20	7,24,18,10,20		
8. 2nd 16:09	MINN	EV	Fasching, Hudson/12	Bristedt, Leon/11	2,12,19,24,25	24,18,2,7,20	

### TEAM SUMMARY

#	Penn State	G	A	PI	Sh +/-	BI	#	Minnesota	G	A	PI	Sh +/-	BI
2	Varley, Connor	0	1	2	3 -2	2	2	Skjei, Brady	0	0	2	1 +2	1
6	Sweetland, Peter	0	0	0	0 -1	3	3	Glover, Jack	0	0	0	1 +1	0
7	Friedman, Jacob	0	0	0	1 -4	0	5	Reilly, Mike	0	2	0	0 +2	2
9	Goodwin, David	0	0	0	2 -1	0	6	Collins, Ryan	1	0	0	1 +1	2
11	Glen, David	0	1	0	2 0	0	7	Rau, Kyle	2	0	0	5 +3	0
12	Richard, Dylan	0	0	0	2 -4	1	10	Marshall, Ben	0	0	0	0 0	2
14	Olczyk, Tommy	0	0	0	1 -1	1	11	Warning, Sam	0	0	0	5 0	1
15	Loik, Curtis	0	0	0	4 +1	1	13	Cammarata, Tay	0	0	0	1 0	0
17	Saar, Zach	0	1	0	1 +1	0	15	Michaelson, AJ	0	0	1	0 0	2
18	Robinson, James	1	0	0	4 +1	0	17	Ambroz, Seth	1	0	0	4 0	2
19	Scheid, Eric	0	0	0	3 -5	0	18	Bristedt, Leon	0	2	0	1 +4	0
20	Auto, Erik	0	0	0	0 -1	2	19	Lettieri, Vinni	0	0	0	4 0	1
21	DeRosa, Ricky	0	0	0	1 +1	0	20	Brodzinski, Mich	0	0	0	0 +1	1
22	Thompson, Davi	0	0	0	0 -1	2	22	Boyd, Travis	0	1	0	3 0	1
24	Jensen, Nate	0	1	0	1 -2	3	24	Fasching, Hudson	2	2	3	3 +3	0
25	Bailey, Casey	0	0	2	3 -2	1	25	Kloos, Justin	0	0	0	2 0	0
26	Williamson, Mike	0	0	0	2 -1	2	26	Isackson, Christi	0	1	0	1 +1	0
27	Gardiner, Max	1	0	0	1 +1	0	28	Bischoff, Jake	0	1	0	1 +2	3
34	McAdam, Eamon	dnp					31	Coyne, Ryan	dnp				
Totals		2	4	4	31	-20 18	Totals		6	9	4	34	+2 16

### GOALTENDERS

#	Penn State	Dec	Min	GA	1	2	3	Saves	#	Minnesota	Dec	Min	GA	1	2	3	Saves
1	Musico, PJ	L	36:09	6	6	9	0	15	32	Wilcox, Adam	W	60:00	2	9	10	10	29
31	Skoff, Matthew		23:51	0	0	3	10	13									

### PENALTY SUMMARY

Prd	Player	Team	Min	Offense	Time	Prd	Player	Team	Min	Offense	Time
1st	Bailey, Casey	PSU	2:00	Hooking	12:20 PP	3rd	Varley, Connor	PSU	2:00	High Sticking	00:29 PP
1st	Skjei, Brady	MINN	2:00	Interference	19:45 PP	3rd	Fasching, Hudson	MINN	2:00	Hooking	15:49 PP
Win-Wilcox, Adam (20-11-3). Loss-Musico, PJ (6-5-1). Minnesota timeout at 4:03 (3rd period)											



# 2014-15 PENN STATE HOCKEY



**1**  
**PJ MUSICO**  
Sr. | G | 6-1 | 200




**2**  
**CONNOR VARLEY**  
Jr. | D | 5-11 | 200



**3**  
**PATRICK KOUDYS**  
Sr. | D | 6-3 | 210



**4**  
**LUKE JUHA**  
Jr. | D | 5-11 | 198



**6**  
**PETER SWEETLAND**  
Sr. | D | 6-2 | 205



**7**  
**JACOB FRIEDMAN**  
Sr. | F | 5-9 | 179



**9**  
**DAVID GOODWIN**  
So. | F | 5-10 | 190



**10**  
**SCOTT CONWAY**  
Fr. | F | 6-0 | 190




**11**  
**DAVID GLEN**  
Jr. | F | 6-1 | 186



**12**  
**DYLAN RICHARD**  
So. | F | 6-1 | 187



**13**  
**KENNY BROOKS**  
Jr. | F | 6-1 | 210



**14**  
**TOMMY OLCZYK**  
Sr. | F | 5-10 | 190



**15**  
**CURTIS LOIK**  
Jr. | F | 6-1 | 214



**17**  
**ZACH SAAR**  
So. | F | 6-5 | 236




**18**  
**JAMES ROBINSON**  
Fr. | F | 6-1 | 180



**19**  
**ERIC SCHEID**  
Jr. | F | 5-10 | 174




**20**  
**ERIK AUTIO**  
Fr. | D | 5-10 | 176



**21**  
**RICKY DeROSA**  
So. | F | 6-1 | 185



**22**  
**DAVID THOMPSON**  
So. | D | 6-2 | 217



**23**  
**JONATHAN MILLEY**  
Jr. | F | 6-4 | 246



**24**  
**NATE JENSEN**  
Sr. | D | 6-0 | 196



**25**  
**CASEY BAILEY**  
Jr. | F | 6-3 | 205



**26**  
**MIKE WILLIAMSON**  
So. | D | 6-3 | 206




**27**  
**MAX GARDINER**  
Sr. | F | 6-3 | 203



**28**  
**TAYLOR HOLSTROM**  
Sr. | F | 5-9 | 185



**31**  
**MATTHEW SKOFF**  
Jr. | G | 6-1 | 195



**34**  
**EAMON McADAM**  
So. | G | 6-2 | 199



**HC**  
**GUY GADOWSKY**  
Third Season



**AC**  
**KEITH FISHER**  
Third Season



**AC**  
**MATT LINDSAY**  
Third Season