



NEBRASKA BASKETBALL

2017-18 GAME NOTES

NEBRASKA AT PENN STATE

19

AT PENN STATE

Date: Friday, Jan. 12
Time: 6 p.m. (CT)
Location: University Park, Pa.
Arena: Bryce Jordan Center

MEDIA INFO

TV: BTN
Video: BTN2Go & Fox Sports Go
Radio: Husker Sports Network
Internet Audio: Huskers.com



HUSKERS LOOK TO BUILD MOMENTUM AT PSU

GAME 19: AT PENN STATE

NEBRASKA CORNHUSKERS

2017-18 Record: 12-6, 3-2 Big Ten
Head coach: Tim Miles
Record at Nebraska: 87-92 (6th year)
Career Record: 370-312 (23rd year)

PENN STATE NITTANY LIONS

2017-18 Record: 12-6, 2-3 Big Ten
Head coach: Patrick Chambers
Record at Penn State: 99-114 (7th year)
Career Record: 141-142 (9th year)

BROADCAST INFO

Television: BTN
Play-by-play: Brandon Gaudin Analysis: Jon Crispin
Internet Video: BTN2Go and Fox Sports Go
Radio: Husker Sports Network, including 590 AM (Omaha), 1400 AM (Lincoln) and 880 AM (Lexington)
Play-by-play: Kent Pavelka Analysis: Jake Muhleisen
Online Radio: Available online at Huskers.com, on the Huskers App and on TuneIn Radio and the TuneIn Radio App

Nebraska hits the road for a rare Friday night conference game, as the Huskers travel to State College to meet the Penn State Nittany Lions.

Tipoff from the Bryce Jordan Center is set for 6 p.m. (central) and will be televised nationally on BTN with Brandon Gaudin and Jon Crispin on the call. The game is also available on BTN.com, BTN2Go and the Fox Sports Go app.

Fans can follow all of the action across the state of Nebraska on the IMG Husker Sports Network with Kent Pavelka and Jake Muhleisen on the call. The game will also be available on Huskers.com, on the Huskers app, on TuneIn Radio and on the TuneIn Radio app. The radio broadcast begins one hour prior to tipoff.

Nebraska (12-6, 3-2 Big Ten) has won five of its last six games following a 63-59 win over Wisconsin on Tuesday night. The Huskers, whose 18-game start is the best in eight seasons, held Wisconsin to 42 percent shooting

and enjoyed a 34-32 advantage on the glass to pick up its first regular-season win over the Badgers since 2014.


While James Palmer Jr. led the Huskers with 18 points, including 8-of-9 from the foul line, the performances of Jordy Tshimanga and Thomas Allen were critical in NU's victory over the Badgers. Tshimanga, who was averaging 3.2 points per game, scored seven of his season-high nine points in the second half and added six rebounds, while Allen had eight points off the bench in 15 quality minutes, as Nebraska's bench outscored Wisconsin's 20-3.

Nebraska will need its depth, as it is in the midst of playing four games in a 10-day stretch. Friday's game at Penn State will be NU's third road game in the last four games, providing an opportunity to pick up a crucial road win and build on its resume.

Penn State (12-6, 2-3 Big Ten) looks to rebound following a 74-70 loss at Indiana on Tuesday. Tony Carr and Lamar Stevens combined for 48 points, while Mike Watkins had 10 points and 12 rebounds in a losing effort. Carr has emerged as one of the best guards in the Big Ten, as he is averaging 18.9 points, 4.4 rebounds and 4.7 assists per game while guiding an attack which has five players in double figures. The Nittany Lions have been a tough out at home, going 9-2 with both losses coming by one point.

OPENING NUMBER

4 - Four of the last five meetings between Nebraska and Penn State in State College have been decided by four points or less.



2017-18 NEBRASKA CORNHUSKERS

No	Name	Pos.	Ht.	Wt.	Yr.	Hometown	GP/GS	MPG	PPG	RPG	APG
0	Duby Okeke	C	6-8	247	Sr.	Jonesboro, Ga.	18/0	8.4	0.9	2.2	0.1
3	Malcolm Laws	G	6-1	191	Sr.	Orlando, Fla.	5/0	2.2	0.0	0.0	0.0
4	Johnny Trueblood	G	6-3	192	So.	Omaha, Neb.	4/0	2.0	0.3	0.8	0.3
* 5	Glynn Watson Jr.	G	6-0	173	Jr.	Bellwood, Ill.	18/18	28.5	11.6	3.6	3.3
10	Jack McVeigh	F	6-8	215	Jr.	Cabarita Beach, NSW, Australia	12/0	6.9	2.3	1.1	0.2
* 11	Evan Taylor	G	6-5	208	Sr.	Cincinnati, Ohio	18/18	27.9	7.6	3.2	2.8
12	Thomas Allen	G	6-1	180	Fr.	Raleigh, N.C.	17/0	11.2	4.3	1.1	0.7
13	Anton Gill	G	6-3	195	Sr.	Raleigh, N.C.	16/0	23.3	9.8	1.9	1.4
* 14	Isaac Copeland	F	6-9	221	Jr.	Raleigh, N.C.	18/18	28.8	12.3	6.4	1.2
15	Isaiah Roby	F	6-8	225	So.	Dixon, Ill.	17/0	19.3	6.6	4.9	1.5
20	Tanner Borchardt	F	6-8	265	Jr.	Gothenburg, Neb.	13/0	6.8	1.4	2.2	0.2
* 24	James Palmer Jr.	G	6-6	210	Jr.	Upper Marlboro, Md.	18/18	29.1	15.8	4.4	2.6
25	Nana Akenten	G	6-6	215	Fr.	Bolingbrook, Ill.	6/0	3.3	1.0	0.3	0.0
* 32	Jordy Tshimanga	C	6-11	268	So.	Montreal, Quebec, Canada	18/18	15.2	3.5	5.1	0.7
33	Justin Costello	G	6-1	180	Fr.	Omaha, Neb.	0/0	-	-	-	-
34	Thorir Thorbjarnarson	G	6-5	194	Fr.	Reykjavik, Iceland	6/0	2.7	1.3	0.3	0.3

2017-18 SCHEDULE

Date	Opponent	TV/Internet	Time
Sat., Nov. 11	Eastern Illinois	BTN Plus	W, 72-68
Mon., Nov. 13	North Texas	BTN Plus	W, 86-67
AT GAVITT TIPOFF GAMES/ADVOCARE INVITATIONAL			
Thurs., Nov. 16	at St. John's	FS1	L, 56-79
Sun., Nov. 19	North Dakota	BTN	W, 92-70
AT ADVOCARE INVITATIONAL (ORLANDO, FLA.)			
Thurs., Nov. 23	vs. UCF	ESPN3	L, 59-68
Fri., Nov. 24	vs. Marist	ESPN3	W, 84-59
Sun., Nov. 26	vs. Long Beach State	ESPNU	W, 83-80
BIG TEN/ACC CHALLENGE			
Wed., Nov. 29	Boston College	ESPNU	W, 71-62
Sun., Dec. 3	at No. 3 Michigan State #	FS1	L, 57-86
Tues., Dec. 5	No. 14 Minnesota #	BTN	W, 78-68
Sat., Dec. 9	at Creighton	FS1	L, 65-75
SHELTER INSURANCE SHOWDOWN			
Sat., Dec. 16	No. 13 Kansas	FS1	L, 72-73
Wed., Dec. 20	UTSA	BTN	W, 104-94
Fri., Dec. 22	Delaware State	BTN Plus	W, 85-68
Fri., Dec. 29	Stetson	BTN Plus	W, 71-62
Tues., Jan. 2	at Northwestern #	BTN	W, 70-55
Sat., Jan. 6	at No. 13 Purdue #	BTN	L, 62-74
Tues., Jan. 9	Wisconsin #	BTN	W, 63-59
Friday, Jan. 12	at Penn State #	BTN	6 p.m.
Mon., Jan. 15	Illinois #	BTN	8 p.m.
Thurs., Jan. 18	Michigan #	BTN	8 p.m.
Mon., Jan. 22	at Ohio State #	BTN	7 p.m.
Wed., Jan. 24	at Rutgers #	BTN	6 p.m.
Sat., Jan. 27	Iowa #	BTN	7 p.m.
Mon., Jan. 29	at Wisconsin #	BTN	8 p.m.
Tues., Feb. 6	at Minnesota #	BTN	8 p.m.
Sat., Feb. 10	Rutgers #	BTN	3 p.m.
Tues., Feb. 13	Maryland #	BTN	6 p.m.
Sun., Feb. 18	at Illinois #	BTN	2:30 p.m.
Tues., Feb. 20	Indiana #	BTN	8 p.m.
Sun., Feb. 25	Penn State #	BTN	4:15 p.m.
AT BIG TEN TOURNAMENT			
Wed., Feb. 28	First Round	BTN	TBA
Thurs., March 1	Second Round	BTN	TBA
Fri., March 2	Quarterfinals	BTN	TBA
Sat., March 3	Semifinals	CBS	1/3:30 p.m.
Sun., March 4	Championship	CBS	3:30 p.m.
AT NCAA TOURNAMENT			
March 13-14	First Four	TBA	
March 15-18	NCAA 1st/2nd Rounds	TBA	
March 22-25	NCAA Regionals	TBA	
Mar. 31-Apr. 2	NCAA Final Four	TBA	

All games carried on IMG Husker Sports Network; Home games in red and bold. All dates/times subject to change. Please check Huskers.com for updates.

COMMUNICATIONS CONTACT

Sr. Associate Communications Director: Shamus McKnight
Office: 402-472-7772 | Cell: 402-540-0268
E-mail: smcknight@huskers.com

2017-18 NEBRASKA CORNHUSKERS

No.	VL	Name	Pos.	Ht.	Wt.	Yr.	Hometown (Previous School)
0		Duby Okeke	C	6-8	247	Sr.	Jonesboro, Ga. (Winthrop)
3	**	Malcolm Laws	G	6-1	191	Sr.	Orlando, Fla. (Florida Atlantic)
4	*	Johnny Trueblood	G	6-3	192	So.	Omaha, Neb. (Elkhorn South)
5	**	Glynn Watson Jr.	G	6-0	173	Jr.	Bellwood, Ill. (St. Joseph)
10	**	Jack McVeigh	F	6-8	215	Jr.	Cabarita Beach, NSW, Australia (AIS)
11	*	Evan Taylor	G	6-5	208	Sr.	Cincinnati, Ohio (Odessa College)
12		Thomas Allen	G	6-1	180	Fr.	Raleigh, N.C. (Brewster Academy)
13	*	Anton Gill	G	6-3	195	Sr.	Raleigh, N.C. (Louisville)
14		Isaac Copeland	F	6-9	221	Jr.	Raleigh, N.C. (Georgetown)
15	*	Isaiah Roby	F	6-8	225	So.	Dixon, Ill. (Dixon)
20	**	Tanner Borchardt	F	6-8	265	Jr.	Gothenburg, Neb. (Gothenburg)
24		James Palmer Jr.	G	6-6	210	Jr.	Upper Marlboro, Md. (Miami)
25		Nana Akenten	G	6-6	215	Fr.	Bolingbrook, Ill. (Bolingbrook)
32	*	Jordy Tshimanga	C	6-11	268	So.	Montreal, Quebec, Canada (The MacDuffie School)
33		Justin Costello	G	6-1	180	Fr.	Omaha, Neb. (Elkhorn South)
34		Thorir Thorbjarnarson	G	6-5	194	Fr.	Reykjavik, Iceland (Menntaskólinn i Reykjavik)

PRONUNCIATIONS

Jim Molinari.....	Mole-in-AIR-ee
Nana Akenten.....	uh-KEN-ten
Tanner Borchardt.....	BOR-kart
Duby Okeke.....	Doobie Okay-Kay
Thorir Thorbjarnarson.....
.....	Thor-EAR thorb-YAR-nar-son
Jordy Tshimanga.....	cha-MAHN-gah
Glynn Watson Jr.....	Glinn

COACHING AND SUPPORT STAFF

Head Coach: Tim Miles, sixth season (University of Mary, 1989)
 Assistant Coaches: Kenya Hunter, fifth season (Duquesne, 1996); Michael Lewis, second season (Indiana, 2000); Jim Molinari, fourth season (Illinois Wesleyan, 1977)
 Basketball Strength Coach: Tim Wilson
 Video Coordinator: Matt Holt
 Director of Basketball Operations: Gregory Eaton
 Assistant Director of Basketball Operations: Sheryl Burbach
 Graduate Managers: Wes Eikmeier and Dorian Green
 Equipment Manager: Pat Norris
 Athletic Trainer: R.J. Pietig

MEDIA SCHEDULE

Men's Basketball Communications Contact: Shamus McKnight / Office: 402-472-7772 / Cell: 402-540-0268 / E-mail: smcknight@huskers.com

MEDIA PLANNER	Jan. 7 (Sun.)	Jan. 8 (Mon.)	Jan. 9 (Tues.)	Jan. 10 (Wed.)	Jan. 11 (Thurs.)	Jan. 12 (Fri.)	Jan. 13 (Sat.)
Jan. 7-20	Practice (PBA)	Practice (PBA)	Wisconsin, W, 63-59	Practice (HTC)	Practice (HTC)	at Penn State, 6 p.m. BTN and HSN	OFF DAY
(HTC) - Hendricks Training Complex		Media Avail (12:45)			Media Avail (1:30)		
(PBA) - Pinnacle Bank Arena	Jan. 14 (Sun.) Practice (PBA)	Jan. 15 (Mon.) Illinois, 8 p.m. BTN and HSN	Jan. 16 (Tues.) Practice (HTC)	Jan. 17 (Wed.) Practice (PBA)	Jan. 18 (Thurs.) Michigan, 8 p.m. BTN and HSN	Jan. 19 (Fri.) OFF DAY	Jan. 20 (Sat.) Practice (PBA)
	Media Avail (TBA)			Media Avail (TBA)			

TALE OF THE TAPE

Nebraska Cornhuskers	Nebraska	OPP	Penn State Nittany Lions	PSU	OPP
2017-18 Team Statistics (Record: 12-6, 3-2 Big Ten)			2017-18 Team Statistics (Record: 12-6, 2-3 Big Ten)		
SCORING	1332	1267	SCORING	1393	1175
Points per game	74.0	70.4	Points Per Game	77.4	65.3
Scoring margin	+3.6	-	Margin	+12.1	--
FIELD GOALS-ATT	457-1064	477-1128	FIELD GOALS-ATT	507-1077	414-1016
Field goal pct	.430	.423	Field Goal Percentage	.471	.407
3 POINT FG-ATT	134-369	108-332	3-POINT FG-ATT	128-337	113-336
3-point FG pct	.363	.325	3-Point FG Percentage	.380	.336
3-pt FG made per game	7.4	6.0	3-Point FG made per game	7.1	6.3
FREE THROWS-ATT	284-401	205-298	FREE THROWS-ATT	251-363	234-332
Free throw pct	.708	.688	Free Throw Percentage	.691	.705
F-Throws made per game	15.8	11.4	F-Throws made per game	13.9	13.0
REBOUNDS	668	700	REBOUNDS	676	591
Rebounds per game	37.1	38.9	Rebounds Per Game	37.6	32.8
Rebounding margin	-1.8	-	Rebounding Margin	+4.7	--
ASSISTS	261	225	ASSISTS	266	199
Assists per game	14.5	12.5	Assists Per Game	14.8	11.1
TURNOVERS	211	243	TURNOVERS	242	279
Turnovers per game	11.7	13.5	Turnovers Per Game	13.4	15.5
Turnover margin	+1.8	-	Turnover Margin	+2.1	--
Assist/turnover ratio	1.2	0.9	Assist/Turnover Ratio	1.1	0.7
STEALS	114	95	STEALS	159	109
Steals per game	6.3	5.3	Steals Per Game	8.8	6.1
BLOCKS	107	74	BLOCKS	110	62
Blocks per game	5.9	4.1	Blocks Per Game	6.1	3.4

NUMBERS TO KNOW

1.24 - Nebraska's assist-to-turnover ratio which is on pace to be NU's best in more than 20 years. In fact, the last time Nebraska had more assists than turnovers was in 2009-10.

No.	Year	Asst.-to-TO ratio
1.	2017-18	1.24
-	2001-02	1.24
3.	2008-09	1.15

.389 - NU has held its last five opponent to a combined .389 shooting percentage and 63.6 points per game.

18 - Nebraska has used the same lineup in every game this season, as the Huskers and Purdue are the only Big Ten teams to do that in 2017-18. If Nebraska starts the same lineup on Friday at Penn State, the 5-man group of Watson, Taylor, Palmer, Copeland and Tshimanga would be the most-played starting lineup in Tim Miles' six seasons.

Most Used Single-Season Lineups Under Miles

St.	Lineup	Year
18	Copeland, Palmer, Taylor, Tshimanga, Watson	2017-18
18	Parker, Petteway, Pitchford, Rivers, Shields	2014-15
17	Gallegos, Petteway, Pitchford, Shields, Webster	2013-14
14	Almeida, Gallegos, Parker, Talley, Ubel	2012-13
14	Gallegos, Rivers, Shields, Talley, Ubel	2012-13

PROBABLE STARTERS (Based on last game)



#5 Glynn Watson Jr. | G | Jr. | 6-0 | 174 | Bellwood, Ill.

2017-18: PPG: 11.6 | RPG: 3.6 | APG: 3.3 | SPG: 1.6

Worth Noting: Third-year starter has 10 career 20-point games, including three in 2017-18...Ranks third in the Big Ten in steals and 12th in assist-to-turnover ratio (2.0-to-1)...Was held to three points, but had three assists and five boards vs. Wisconsin...Led NU with 19 points, six boards and six dimes at Northwestern...Scored a season-high 29 points and added nine rebounds vs. No. 14 Minnesota... Totaled 26 points and a career-best six steals vs. LBSU...Was third in the Big Ten in steals and 18th in scoring in 2016-17...Ranked 71st in the class of 2015 by ESPN.com...Averaged 15.5 points, 4.3 rebounds, 4.0 assists and 3.0 steals per game in leading St. Joseph High School to a state title in 2015.

Career Bests: Pts: 34 | Reb: 9 | Ast: 9 | Stl: 6



#24 James Palmer Jr. | G | Jr. | 6-6 | 210 | Upper Marlboro, Md.

2017-18: PPG: 15.8 | RPG: 4.4 | APG: 2.6 | SPG: 1.0

Worth Noting: Ranks ninth in the B1G in scoring...Reached double figures a team-high 17 times, including a career-high 25 points vs. UTSA...Had 18 points, five boards and two blocks vs. Wisconsin...Paced NU with 22 points, seven boards and three assists at No. 13 Purdue...Totaled 18 points, five rebounds and four assists at Northwestern...Scored a game-high 22 points against UCF...Spent two seasons at Miami...Appeared in 34 games in 2015-16, averaging 3.4 ppg... Averaged 15.7 points, 3.0 rebounds and 2.0 assists per game at St. John's College High School in Washington, D.C...Rated by Rivals and Scout as top-100 player in the class of 2014.

Career Bests (includes Miami): Pts: 25 | Reb: 8 (2x) | Ast: 5 | Stl: 5



#11 Evan Taylor | G | Sr. | 6-5 | 208 | Cincinnati, Ohio

2017-18: PPG: 7.6 | RPG: 3.2 | APG: 2.8

Worth Noting: Second-year starter who will make his 40th straight start on Friday...Held scoreless in 28 minutes vs. Wisconsin, but had three rebounds...Reached double figures for the sixth time in 2017-18 with 10 points and four assists vs. Stetson...Put up a season-high 16 points, four rebounds and four assists vs. UTSA...Finished with 13 points, including a trio of 3-pointers, vs. Boston College...Started the final 21 games of 2016-17...Helped Odessa (Texas) College to the 2016 NJCAA National Tournament...Began his collegiate career at Samford, where he was on the 2015 Southern Conference All-Freshman team...Father (Kyle) played at Xavier.

Career Bests (includes Samford): Pts: 21 | Reb: 8 (2x) | Ast: 5 (3x) | Stl: 4 (3x)



#14 Isaac Copeland | F | Jr. | 6-9 | 221 | Raleigh, N.C.

2017-18: PPG: 12.3 | RPG: 6.4 | APG: 1.2 | BPG: 1.3

Worth Noting: Reached double figures 12 times, including a 20-point, 11-rebound effort at Creighton...Totaled 12 points, six boards and three blocks vs. UW...Totaled 13 points, eight caroms and three blocks at Northwestern...Had a season-high 30 points vs. No. Dakota...Played just seven games at Georgetown in 2016-17 before back surgery...Started all 33 games in 2015-16, averaging 11.1 points and 5.4 rebounds per game...Reached double figures 20 times, including a 32-point game vs. Marquette...Earned a spot on the All-Big East Rookie team in 2014-15...No. 16 player in the class of 2014 by ESPN and a five-star recruit by Rivals.

Career Bests (includes Georgetown): Pts: 32 | Reb: 13 | Ast: 7 | Bl: 4 | Stl: 3 (3x)



#32 Jordy Tshimanga | C | So. | 6-11 | 268 | Montreal, Quebec

2017-18: PPG: 3.5 | RPG: 5.1

Worth Noting: Has started NU's first 18 games...Had a season-high nine points and added six boards vs. Wisconsin...Had five boards vs. Northwestern...Totaled six points and 10 boards vs. Stetson...Had four points and six boards vs. No. 14 Minnesota...Had 10 rebounds and six points vs. UCF...Grabbed a career-high 11 rebounds vs. Eastern Illinois...Only Husker freshman to play in all 31 games in 2016-17... Averaged 7.4 points and 5.9 rebounds per game in NU's last 11 games...Set personal bests in points (15), rebounds (nine) and minutes (24) vs. MSU...Averaged 18.3 points, 14.1 rebounds and 3.1 blocks per game at The MacDuffie (Mass) School as a senior.

Career Bests: Pts: 15 | Reb: 11 | Ast: 3 | Bl: 2 (4x) | Stl: 2 (3x)

ACTIVE CAREER LEADERS (AS OF JAN. 3)

Points.....	Glynn Watson Jr., 905
Rebounds.....	Glynn Watson Jr., 220
3-Pointers.....	Glynn Watson Jr., 88
Field Goals.....	Glynn Watson Jr., 333
Free Throws.....	Glynn Watson Jr., 151
Assists.....	Glynn Watson Jr., 224
Steals.....	Glynn Watson Jr., 119
Blocked Shots.....	Isaiah Roby, 54
Games Played.....	Glynn Watson Jr., 83
Games Started.....	Glynn Watson, 63

EXPERIENCE CHART

Totals	Career GP	GP at NU	Starts	Starts at NU
Akenten	6	6	0	0
Allen	17	17	0	0
Borchardt	22	22	0	0
Copeland	91	18	67	18
Costello	0	0	0	0
Gill	83	28	1	1
Laws	20	16	0	0
McVeigh	76	76	15	15
Okeke	112	18	26	0
Palmer	90	18	23	18
Roby	47	47	4	4
Taylor	80	49	54	39
Thorbjarnarson	6	6	0	0
Trueblood	14	14	0	0
Tshimanga	49	49	27	27
Watson	83	83	63	63
Totals	796	467	280	185

RETURNING TEAM STATS

Pct. of scoring.....	50.0 (1085/2168)
Pct. of rebounds.....	44.9 (493/1099)
Pct. of field goals made.....	49.4 (392/793)
Pct. of field goals attempted.....	51.5 (982/1086)
Pct. of 3-point FG made.....	63.1 (113/179)
Pct. of 3-point FG attempted.....	59.8 (335/560)
Pct. of free throws made.....	46.7 (188/403)
Pct. of free throws attempted.....	45.4 (258/568)
Pct. of assists.....	48.9 (173/578)
Pct. of steals.....	61.1 (129/211)
Pct. of blocked shots.....	47.4 (55/116)
Pct. of minutes.....	55.4 (3488/6300)

NOTE: All statistics based on returning player stats and percentage of overall team totals from 2016-17.

RETURNING STAT LEADERS

Points per game.....	Glynn Watson Jr. – 13.0
Rebounds per game.....	Jordy Tshimanga – 4.0
Assists per game.....	Glynn Watson Jr. – 2.6
Steals per game.....	Glynn Watson Jr. – 1.6
Blocked Shots per game.....	Isaiah Roby – 0.9
Games Started.....	Glynn Watson Jr. – 29
Minutes Played.....	Glynn Watson Jr. – 979
Field Goals Made.....	Glynn Watson Jr. – 144
Field Goal Pct.....	Jordy Tshimanga – 44.9
Free Throws Made.....	Glynn Watson Jr. – 68
Free Throw Pct.....	Glynn Watson Jr. – 81.0
3-Pointers Made.....	Glynn Watson Jr. – 48
3-Point Field Goal Pct.....	Glynn Watson Jr. – 39.7

2017-18 BIG TEN STANDINGS (1/10)

Team	B1G	Pct.	Overall	Pct.
Purdue	5-0	1.000	16-2	.889
Ohio State	4-0	1.000	13-4	.765
Michigan State	4-1	.800	16-2	.889
Maryland	3-2	.600	14-4	.778
Michigan	3-2	.600	14-4	.778
Nebraska	3-2	.600	12-6	.667
Indiana	3-2	.600	10-7	.588
Minnesota	2-3	.400	13-5	.722
Penn State	2-3	.400	12-6	.667
Northwestern	2-3	.400	11-7	.611
Wisconsin	2-3	.400	9-9	.500
Rutgers	1-4	.200	11-7	.611
Illinois	0-4	.000	10-7	.588
Iowa	0-5	.000	9-9	.500

Date	Matchup	Time/Result	Media
Jan. 9	Indiana 74, Penn State 70 Nebraska 63, Wisconsin 59 Purdue 70, Michigan 69		
Jan. 10	Michigan State 76, Rutgers 72 (OT) Northwestern 83, Minnesota 60		
Jan. 11	Maryland at Ohio State Iowa at Illinois	6 pm 7 pm	ESPN2 FS1
Jan. 12	Nebraska at Penn State	6 pm	BTN
Jan. 13	Michigan at Michigan State Purdue at Minnesota	11 am 11 am	FOX ESPN2
Jan. 14	Northwestern at Indiana Ohio State at Rutgers	3:30 pm 6 pm	CBS Sports BTN
Jan. 15	Maryland at Michigan Minnesota at Penn State Illinois at Nebraska	5:30 pm 6 pm 8 pm	FS1 BTN BTN

2017-18 TEAM LEADERS (*INCLUDES TIES)

Double-Figure Scoring Games: Palmer 17; Watson 10; Copeland 12; Taylor 6; Roby 5; Gill 6; McVeigh 1; Allen 2

10+ Rebounding Games:.....Tshimanga 3; Roby 1; Copeland 1; Borchardt 1

Double-Doubles: Roby 1; Copeland 1

20-Point Games:Watson 3; Copeland 2; Palmer 3; Gill 1

30-Point Games:Copeland 1

Games Leading NU in Scoring:* Palmer 10; Copeland 5; Watson 4; Gill 1

Games Leading NU in Rebounding:* Copeland 9; Roby 4; Tshimanga 3; Watson 1; Borchardt 1; Palmer 1

Games Leading NU in Assists:* Taylor 8; Watson 8; Palmer 6; Copeland 2; Gill 1

Games Leading NU in Blocks* Roby 7; Copeland 7; Okeke 4; Palmer 2; Tshimanga 1; Taylor 2; Borchardt 1

Games Leading NU in Steals* Watson 9; Palmer 6; Taylor 5; Copeland 5; Roby 3; Tshimanga 1; Thorbjarnarson 1; McVeigh 1; Allen 2; Gill 1; Okeke 1; None 1

PENN STATE PROBABLE STARTERS

No.	Name	Pos.	Yr.	Ht.	Wt.	G/GS	PPG	RPG	Other
10	Tony Carr	G	So.	6-5	204	16/16	18.9	4.4	4.7 apg
23	Josh Reaves	G	Jr.	6-4	210	16/16	10.8	4.6	2.4 spg
33	Shep Garner	G	Sr.	6-2	196	18/18	10.0	1.9	1.3 apg
11	Lamar Stevens	F	So.	6-8	226	18/18	15.3	6.7	1.0 bpg
24	Mike Watkins	F	So.	6-9	254	17/17	12.8	9.6	3.2 bpg

SCOUTING PENN STATE

Under seventh-year coach Patrick Chambers, Penn State comes into Friday's game with a 12-6 record and is 2-3 in Big Ten play. The Nittany Lions have a veteran lineup, returning four starters from a year ago, and have five players averaging double figures. Sophomore point guard Tony Carr leads the attack, as he is second in the Big Ten in scoring (18.9 ppg), fourth in assists (4.7 apg), fifth in 3-point percentage (.478) and sixth in free throw percentage (.841). Sophomore forward Lamar Stevens averages 15.3 points and 6.7 rebounds per game, while Josh Reaves (10.8 ppg, .429 from 3-point range) and Shep Garner (10.0 ppg, .395 from 3-point range) give the Nittany Lions a pair of dangerous shooters. Mike Watkins handles the interior, as he is second in the Big Ten in rebounding at (9.6 per game), field goal percentage (.692) and blocks per game (3.2).

SERIES HISTORY

Friday's game is the 16th meeting between the Huskers and Nittany Lions, and Penn State holds an 8-7 advantage. The teams have split the 12 meetings since the Huskers joined the Big Ten (NU is 6-4 in regular season; 0-2 in Big Ten Tournament) prior to the 2011-12 season. The teams played three times before Nebraska joined the Big Ten, a home-and-home series in 1980 and 1981 and in the second round of the 1995 NIT.

Friday's matchup is the first of two meetings this season, as the two teams will meet in Lincoln on the final day of the regular season.

LAST MEETING VS. PENN STATE

Nebraska overcame a 10-point deficit in the final 10 minutes of regulation, but Shep Garner scored seven of his 16 points in overtime, lifting Penn State to a 76-67 win over Nebraska in the first round of the 2017 Big Ten Tournament.

Nebraska trailed 55-46 with 5:11 left in regulation, but held Penn State without a field goal until overtime, allowing the Huskers to come back. Nebraska used a 12-3 spurt to knot the score at 58-all after a Glynn Watson Jr. 3-pointer.

Penn State regained the lead on a pair of free throws from Tony Carr with 35.4 seconds left, but Watson found Ed Morrow Jr. for a layup with 21.4 seconds left to tie the score at 60-all. The Huskers had one final opportunity in regulation, but Watson's half-court attempt at the buzzer was off the mark, sending the game to overtime.

The Nittany Lions took control in overtime, using a 12-2 spurt to start the extra period, including 3-pointers from Lamar Stevens and Garner, who beat the shot clock with a 3-pointer that gave PSU a 68-62 lead.

The Huskers pulled to within seven after a 3-pointer from Jack McVeigh with 58 seconds left, but Josh Reaves and Stevens combined to go 4-for-4 from the line to hold the Huskers at bay.

Evan Taylor led three Huskers in double figures with 16 points, while Tai Webster and Glynn Watson Jr. added 12 and 11 markers, respectively.

LAST TIME OUT

James Palmer Jr. had 18 points and Nebraska opened up a double-digit lead early in the second half then held off three Wisconsin surges to take a 63-59 win Tuesday night.

Nebraska led by as many as 13 early in the half, but saw the lead shrink to five as Wisconsin made five of six field goals. The Huskers went back up by 10 at 50-40 when Thomas Allen hit a pair of free throws after a Wisconsin technical foul with 7:22 left. The Badgers' Ethan Happ then scored seven straight against one Nebraska free throw to cut the lead to 51-47 with 4:45 left. Three Nebraska free throws and a Palmer jumper, the Huskers' last field goal of the game, put Nebraska back up by nine.

The Huskers led 62-53 after Isaac Copeland's free throw with 11 seconds left. But Wisconsin's Brevin Pritzl bombed in a long 3-pointer with just over 2 seconds left, Nebraska turned the ball over and Brad Davison hit another long-range 3 to pull Wisconsin to 62-59 with a second left. Evan Taylor's free throw then sealed the win for Nebraska.

Nebraska won the game at the free-throw line. The Huskers were 21 of 28 from the line, including 18 of 24 in the second half. Isaac Copeland had 12 points for Nebraska. Happ had 19 points and 11 rebounds for Wisconsin. Davison had 15 points and Pritzl scored 10.

POSTGAME NOTES

- ▶ With the win, Nebraska improved to 12-6 on the season, matching last year's win total (12-19). It is Nebraska's best 18-game mark since 2010-11.
- ▶ Nebraska's win was its first regular-season win over the Badgers since 2014 (NU downed Wisconsin in the 2016 Big Ten Tournament). NU improved to 3-8 against UW since joining the Big Ten.
- ▶ Nebraska won for the first time this season when scoring fewer than 70 points. The Huskers had been 0-5 when scoring less than 70 points.
- ▶ Nebraska failed to score 70 points for the first time in 10 home games this season. The Huskers' streak of scoring 70 or more points in nine consecutive home games was the program's longest since the 1993-94 team scored at least 70 points in all 16 home games.
- ▶ Jordy Tshimanga finished with a season-high nine points, topping his previous best of six on three occasions, most recently against Stetson on Dec. 29.
- ▶ With 18 points, James Palmer Jr. finished in double figures for the 17th time in 18 games and for the 14th straight game.
- ▶ Nebraska enjoyed a 20-3 advantage in bench points.

ABOUT NEBRASKA

▶ NU comes into Friday's game with an 12-6 record with five of the losses coming to teams in the top 70 of the RPI.
 ▶ The Huskers' 12-6 start is the team's best record after 18 games since the 2010-11 season when NU had a 14-4 mark.
 ▶ According to J.D. Hamilton at the NCAA, the Huskers are one of only five Division I programs to start the same lineup in every game this season, joining Purdue, Temple, UNLV and UTSA. Last year, Nebraska started six different lineups with no lineup together for more than 10 games.
 ▶ The Huskers' scoring average dropped to 74.0 points per game following Tuesday's 63-59 win over Wisconsin, but is still on track to be one of the highest averages in recent seasons. The Huskers are 11-1 when scoring at least 70 points, including six games of at least 80 points. Tuesday's win was NU's first of the season when being held under 70 points.
 ▶ While Nebraska is 10th in the Big Ten in scoring defense at 70.4 points per game, a closer look shows that Nebraska already faced three of the highest scoring offense in the Big Ten (Michigan State, Purdue, Minnesota) as well as three other teams (Creighton, Kansas and UTSA) ranked in the top 25 nationally in scoring offense. NU held five of the six teams below their current scoring average, including four at least 10 points below their average. Of those six teams, only UTSA eclipsed its season average against the Huskers.

HIGHEST SCORING AVG (Last 22 Years)	
Year	First 18-Game Avg.
1995-96	86.9
1996-97	74.6
2015-16	74.4
1997-98	74.4
2017-18	74.0

▶ Nebraska's defense has been its calling card in Big Ten action. The Huskers are second in field goal defense (.387) and have held their last four opponents to under 45 percent shooting.

▶ Nebraska's biggest strength has been a balanced attack with three players averaging double figures, led by James Palmer Jr., who averages a team-high 15.8 points per game to pace all Big Ten newcomers in scoring. Palmer and Michigan's Charles Matthews are the only Big Ten newcomers averaging at least 13 points per game. Palmer is currently on track to enjoy one of the top first-year seasons in school history. Of NU's top three first-year scorers, all are transfers under Tim Miles.

FIRST-YEAR HUSKERS w/15.0 PPG +			
No.	Player	PPG	Year
1.	Terran Petteway	18.1	2013-14
2	Andrew White III	16.6	2015-16
-	James Palmer Jr.	15.6	2017-18
3.	Joe McCray	15.5	2004-05
4.	Tom Baack	15.4	1965-66
	Bo Spencer	15.4	2011-12
	Albert Maxey	15.4	1958-59
7.	Fred Hare	15.2	1964-65

▶ Nebraska relies on a pair of transfers in James Palmer Jr. (Miami) and Isaac Copeland (Georgetown), as the duo combines for more than 28 points per game. Palmer has reached double figures 17 times in 18 contests, including a season-high 25 points against UTSA on Dec. 20, and is third in assists (2.6 apg). Copeland leads the Huskers in rebounding at 6.4 per game and is among the team leaders in scoring (12.2, second) and blocked shots (23, second). Copeland posted his first double-double of the season at Creighton on Dec. 9 with 20 points and 11 rebounds.

▶ Palmer has shown the ability to get to the foul line, as he ranks third in the Big Ten with 112 attempts. Among conference guards, he is second only to Maryland's Anthony Cowan in getting to the foul line.

▶ Junior Glynn Watson Jr. is in his third season guiding the Husker offense and is among NU's leaders in both scoring (12.1 ppg, third), assists (3.3, first) and steals (1.6, first). The 6-foot guard will make his team-high 64th career start on Friday and has a 2.0-to-1 assist-to-turnover ratio this season.

▶ Nebraska has been getting strong performances from its bench throughout the season, averaging 23.2 points per game, including 27.0 points per game over the last seven games. Senior guard Anton Gill tops all Big Ten reserves at 9.8 points per game while sophomore Isaiah Roby averages 6.8 points, 4.9 rebounds and 1.7 blocks per game.

▶ Anton Gill ranks fourth among all power conference players who have not started a game in 2017-18 with 9.8 points per game. Gill is averaging 10.8 points per game on 46 percent shooting, including 52 percent from 3-point range, over NU's last six games.

No.	Player	Team	Avg
1.	Zhaire Smith	Texas Tech	10.7
2.	James Bolden	West Virginia	10.5
3.	Remy Martin	Arizona State	10.3
4.	Lamonte Turner	Tennessee	9.9
5.	Anton Gill	Nebraska	9.8

Courtesy of Stats Inc.

▶ One of the main emphasis for Tim Miles and his staff in the offseason was improving the Huskers' 3-point efforts on both ends of the court. Last year, NU was in 300th or worse in both 3-point shooting and 3-point defense. This season, the Huskers are currently in the top half of the conference in both 3-point percentage and 3-point defense.

NU has six players with at least 10 3-pointers, and that does not include Jack McVeigh, who was second on the team in 3-pointers last year. In 2016-17, NU had just four players hit 10-or-more 3-pointers in 31 games.

LONG RANGE IMPROVEMENT		
OFFENSE		
Year	3pt Pct.	3/GM
2016-17	.320	5.7
2017-18	.363	7.4
DEFENSE		
Year	3pt Pct.	3/GM
2016-17	.399	7.7
2017-18	.325	6.0

AP TOP 25 (JAN. 8)

No	Team (1st)	Record	Points
1	Villanova (52)	14-1	1,611
2	West Virginia (12)	14-1	1,559
3	Virginia (1)	14-1	1,438
4	Michigan State	15-2	1,390
5	Purdue	15-2	1,225
5	Wichita State	13-2	1,225
7	Duke	13-2	1,222
8	Texas Tech	14-1	1,174
9	Oklahoma	12-2	1,152
10	Xavier	15-2	1,050
11	Arizona State	13-2	1,036
12	Kansas	12-3	888
13	Seton Hall	14-2	759
14	Cincinnati	14-2	739
15	Gonzaga	14-3	676
16	TCU	13-2	621
17	Arizona	12-4	537
18	Miami	13-2	502
19	Clemson	14-1	465
20	North Carolina	12-4	423
21	Kentucky	12-3	314
22	Auburn	14-1	243
23	Florida State	12-3	202
24	Tennessee	10-4	198
25	Creighton	13-3	160

Others receiving votes: Notre Dame 121, Florida 85, Texas A&M 62, Ohio State 29, Rhode Island 7, Michigan 5, Baylor 2, Nevada 2, New Mexico State 1, Georgia 1, Arkansas 1

USA TODAY COACHES (JAN. 8)

No	Team (1st)	Record	Points
1	Villanova (27)	14-1	770
2	West Virginia (4)	14-1	724
3	Virginia	14-1	693
4	Michigan State	15-2	679
5	Wichita State	13-2	586
6	Duke	13-2	584
7	Purdue	15-2	567
8	Texas Tech	14-1	525
9	Oklahoma	12-2	518
10	Xavier	15-2	505
11	Arizona State	13-2	449
12	Kansas	12-3	426
13	Cincinnati	14-2	350
14	Gonzaga	14-3	325
15	Seton Hall	14-2	304
16	TCU	13-2	285
17	Clemson	14-1	258
18	North Carolina	12-4	230
19	Miami	13-2	219
20	Kentucky	12-3	205
21	Arizona	12-4	174
22	Creighton	13-3	160
23	Tennessee	10-4	138
24	Auburn	14-1	100
25	Notre Dame	13-3	53

Others receiving votes: Florida State 48, Texas A&M 47, Florida 40, Baylor 26, Saint Mary's 22, Arkansas 21, Michigan 9, Ohio State 9, Nevada 8, Rhode Island 6, New Mexico State 4, Mississippi State 4, UCLA 3, Boise State 1

QUICK FACTS

LocationLincoln, Neb.
 Founded1869
 Enrollment 26,079
 Nickname Cornhuskers, Huskers
 Colors Scarlet & Cream
 Affiliation NCAA Division I
 Conference Big Ten Conference
 Home Arena Pinnacle Bank Arena
 Capacity/Year Opened15,000/2013
 Chancellor Ronnie Green
 Faculty Rep Josephine Potuto, J.D.
 Athletic Director Bill Moos
 Athletic Dept. Phone (402) 472-4224
 Ticket Office Phone (402) 472-3111 or 1-800-8BIGRED
 Official Nebraska Web site Huskers.com

HISTORY

First year of basketball 1896-97
 Overall all-time record 1,458-1,310 (.527)
 Regular-Season conference titles (Last)7 (1950)
 Postseason conference titles (Last)1 (1994)
 Pinnacle Bank Arena record 43-23 (.651)
 All-time postseason appearances 24
 All-time postseason record23-23
 NCAA Appearances (last)7 (2014)
 NIT Appearances (last)17 (2011)

BASKETBALL STAFF

Head Coach Tim Miles
 Alma Mater University of Mary, 1989
 Assistant Coaches Kenya Hunter (5th season)
 Jim Molinari (4th season), Michael Lewis (2nd season)
 Strength Coach Tim Wilson
 Director of Operations Gregory Eaton

TEAM INFORMATION

2016-17 Record12-19 (8-8 H, 3-8 A, 1-3 N)
 Big Ten Record (Finish) 6-12 (12th)
 Starters Returning/Lost 2/3
 Lettermen Returning/Lost9*/7
 *-Includes one player who lettered in 2015-16, but DNP in 2016-17

STARTERS RETURNING (2)

Glynn Watson Jr., G (29 starts) 13.0 ppg, 2.6 apg, 1.6 spg
 Evan Taylor, G (21 starts) 5.2 ppg, 2.9 rpg

STARTERS LOST (3)

Tai Webster, G (31 starts)17.0 ppg, 5.1 rpg, 4.0 apg
 Ed Morrow Jr., F (18 starts)9.4 ppg, 7.5 rpg
 Michael Jacobson, F (31 starts) 6.0 ppg, 6.2 rpg

RETURNING LETTERWINNERS (7)

Jack McVeigh, F30 games (11 starts); 7.5 ppg; 2.5 rpg
 Jordy Tshimanga, C 31 games (9 starts); 5.0 ppg, 4.0 rpg
 Anton Gill, G 12 games (1 start); 3.8 ppg, 1.9 rpg
 Isaiah Roby, F 30 games (4 starts); 3.1 ppg; 2.9 rpg
 #-Malcolm Laws, G 5 games (0 starts); 0.4 ppg; 0.2 rpg
 #-Tanner Borchardt, F1 game (0 starts); 0.0 ppg, 0.0 rpg
 #-Johnny Trueblood^, G 10 games (0 starts); 0.8 ppg; 0.2 rpg
 ^-Lettered in 2015-16, DNP in 2016-17

OTHER LETTERWINNERS LOST (4)

Nick Fuller, F15 games; 1.1 ppg, 1.1 rpg
 Jeriah Horne, F29 games; 4.3 ppg; 1.9 rpg
 Mohammed Elradi, G2 games; 1.0 ppg, 0.5 rpg
 Jason Shultis, G2 games; 0.0 ppg; 1.5 rpg

NEWCOMERS (7)

James Palmer Jr.... G, 6-6, 213, Jr. Upper Marlboro, Md. (Miami)
 Isaac Copeland F, 6-9, 220, Jr. Raleigh, N.C. (Georgetown)
 Duby Okeke C, 6-8, 230, Sr., Jonesboro, Ga. (Winthrop)
 Thomas Allen G, 6-1, 180, Fr. (Raleigh, N.C.)
 Nana Akenten G, 6-6, 210, Fr. (Bolingbrook, Ill.)
 Thorir Thorbjarnarson G, 6-5, 195, Fr. (Reykjavik, Iceland)
 #-Justin Costello G, 6-1, 180, Fr. (Omaha, Neb.)
 #-Walk-on student-athlete

BUILDING BLOCKS

One of the biggest differences between previous seasons and 2017-18 is the Huskers' interior size and it has made a defensive impact for the Huskers.

▶ Nebraska ranks 15th nationally and fifth in the Big Ten in blocked shots per game with 5.9 per outing entering Friday's game at Penn State. It is on pace to be the highest total since the 1996-97 team blocked a school-record 6.12 shots per game.

▶ Nebraska has blocked five or more shots 13 times, including five games with at least nine blocks.

▶ The Huskers' 14 blocked shots at Northwestern on Jan. 2 broke the school record for most in a conference game (12 vs. Colorado, 2005).

▶ Nebraska has three players - Isaiah Roby (1.7 bpg), Isaac Copeland (1.3 bpg) and Duby Okeke (1.1 bpg) - currently averaging at least one block per game. Over the past four seasons, only one Husker has averaged a block per game.

▶ Isaiah Roby's six blocks against Eastern Illinois were the most by a Husker since the 2005-06 season. In fact, no Husker had totaled five or more blocked shots since the 2011-12 campaign.

HUSKERS LOOK FOR BALANCE

Tim Miles believes that the 2017-18 Huskers are the deepest roster he has enjoyed in his six-year tenure. With nine players averaging at least 8.6 minutes per outing, Miles has relied on the Huskers' depth. While Nebraska has had at least one player in the top five in scoring in the Big Ten the last four seasons, the 2017-18 squad's highest scorer (James Palmer Jr.) is ninth in the Big Ten in scoring. NU has three players averaging double figures and three others averaging at least 6.7 points per game.

▶ Under Miles, NU has had three double figure scorers twice in the five seasons (2012-13 and 2015-16).

▶ Nebraska is 11-2 this season when three or more players reach double figures.

▶ Eight Huskers have already reached double figures in scoring this season, including 20-point efforts from Isaac Copeland, James Palmer Jr., Glynn Watson Jr. and Anton Gill.

▶ The last time Nebraska had more than three players average double figures was in 1993-94, when future NBA pros Eric Piatkowski and Erick Strickland highlighted five double-figure scorers for the Big Red.

SHARING THE BALL

For Tim Miles, a main offensive focus over the summer and during the preseason has been better ball movement to create better offensive opportunities. Nebraska has shared the ball better than any previous Tim Miles' coached Husker team.

▶ Nebraska's assists per game is on pace to be the Huskers' highest total in 11

seasons, as NU is up 3.1 assists per game compared to last season.

▶ NU ranks in the top half in the Big Ten in both assist-to-turnover ratio (1.2-to-1, sixth) and turnover margin (+1.8, sixth).

▶ Nebraska has averaged assists on 57.1 percent of its baskets, which is the highest rate of Tim Miles' 13-year tenure as a Division I coach. The last time a Miles-coached team assisted on 50 percent of its baskets came during the 2011-12 season at Colorado State (50.1). That team won 20 games and earned an at-large berth to the NCAA Tournament.

▶ Nebraska has dished out 20 or more assists four times this season, including 24 assists against Delaware State in Dec. 22. During the previous five years, it has occurred only once in 161 games.

▶ Glynn Watson Jr. (3.3 apg), Evan Taylor (2.8 apg) and James Palmer (2.6 apg) all average at least 2.5 assists per game.

WATSON LEADS HUSKER ATTACK

Glynn Watson Jr. may be one of the most underrated guards in the Big Ten Conference. Last year, the 6-foot junior averaged 13.0 points, 2.6 assists and 1.6 steals per game in 2016-17.

Despite a scoring slump the last two games, Watson averages 11.3 points, 3.3 assists and 1.6 steals per game and is the Huskers leader in starts and games played.

▶ Watson is currently third in the Big Ten in steals per game and 11th in assist-to-turnover ratio (2.2-to-1).

▶ With 905 points entering Friday's game, Watson sits in 38th place on NU's career scoring list. He could make a significant move this week, as he is 25 points away from tying Jamar Johnson for 35th place.

▶ Watson keyed Nebraska's win at Northwestern on Jan. 2 with 19 points, six rebounds and six assists, while guiding a Husker attack that shot 59 percent after halftime against the Wildcats.

▶ He was masterful in Nebraska's 78-68 win over No. 14 Minnesota on Dec. 5, totaling a season-high 29 points and a career-best nine rebounds. He hit 9-of-17 shots from the field, went a career-best 9-of-10 from the foul line

HIGHEST BLOCKS PER GAME

No	Year	BPG
1.	1997	6.12
-	2018	5.94
2.	1992	5.83
3.	1996	5.29
4.	1998	4.88

2017-18 BIG TEN SINGLE-GAME BLOCKS

Blocks	Team	Opp.	Date
16	Michigan St.	Houston Baptist	12/18/17
16	Rutgers	Bryant	11/21/17
14	Nebraska	Northwestern	1/2/18

NU PLAYERS AMONG BIG SCORING LEADERS

Year	Player	PPG	Rk.
2013-14	Terran Petteway	18.1	1st
2014-15	Terran Petteway	18.2	4th
2015-16	Shavon Shields	16.8	5th
2016-17	Tai Webster	17.0	4th

ASSIST RATE

Year	Rate	APG
2017-18	57.1	14.5
2016-17	44.1	11.4
2015-16	45.0	11.7
2014-15	47.4	10.2
2013-14	42.3	9.5
2012-13	45.9	9.9

WATSON'S 1K CHASE

No.	Player (Years)	Pts.
29.	Mikki Moore, 1994-97	986
30.	Beau Reid, 1988-91	976
31.	Bob Siegel, 1974-77	970
32.	Tom Scantlebury, 1968-70	965
33.	Nate Branch, 1965-67	958
34.	Terrance Badgett, 1993-96	953
35.	Jamar Johnson, 1992-94	927
36.	Jason Dourisseau, 2003-06	912
37.	Jake Muhleisen, 2002-05	911
38.	Glynn Watson Jr. (2016-Pres.)	905
39.	John Turek, 2002-05	901

WATSON IN BIG RANKINGS

Category	2017-18	Rk.
Steals Per Game	1.6	3rd
Asst.-to-TO Ratio	2.0	12th

and added three steals.

- ▶ Watson keyed the win over Long Beach State with a then-season best 26 points and a career-high six steals, as he helped force LBSU into 21 turnovers.
- ▶ He has four career games with five or more steals, including a career-best six against Long Beach State on Nov. 26. Watson's six steals that game were the most by a Husker since 2012.
- ▶ Watson already has a trio of 20-point efforts this season, including a season-high 29 against Minnesota on Dec. 5. He has 10 career 20-point games.
- ▶ He is on pace to be NU's 29th 1,000-point scorer later this season and would become NU's fourth 1,000-point scorer in Tim Miles' six seasons at Nebraska. He would also be the third Husker from Winchester St. Joseph High School to reach 1,000 points at Nebraska, joining Carl Hayes (1900-92) and Clifford Scales (1988-91). All three played for legendary coach Gene Pingatore, who is in his 49th season at the school.
- ▶ Watson has always been great in the clutch, as he shot 40 percent from 3-point range, 85 percent from the foul line and had a 3-to-1 assist-to-turnover ratio in the last four minutes and OT last season. In his career, Watson is a career 85 percent shooter in the last four minutes, including 21-of-24 this season.
- ▶ Watson's 13.0 points per game entering the season was the second-highest returning average by a Husker guard in the last decade, trailing only All-Big Ten performer Terran Petteway's 18.1 ppg entering the 2014-15 season.
- ▶ Watson's older brother is Demetri McCamey, a first-team All-Big Ten performer for the Fighting Illini in 2010.

BORCHARDT PUT ON SCHOLARSHIP

During the Huskers' postgame meeting after the win over Delaware State on Dec. 22, "Santa" Miles gave junior Tanner Borchardt a Christmas gift he would remember for a long time. Miles announced to the team that Borchardt would be on scholarship for the spring semester. Borchardt, who rejoined the team last February, quickly proved his worth against Stetson on Dec. 9, setting career highs in points (eight), rebounds (10) and blocked shots (two) in 14 second-half minutes. He also played a pivotal role in the win at Northwestern with four points, two rebounds and two more blocked shots.

COPELAND BREAKS OUT

For Isaac Copeland, his breakout game against North Dakota on Nov. 19 was nearly a year in the making. Copeland, who transferred to Nebraska from Georgetown, had gotten off to a slow start offensively, averaging 7.0 points on 32 percent shooting in NU's first three games.

Against North Dakota, Copeland eclipsed that total in the first half, hitting eight of his first nine shots to score 19 first-half points as part of his 30-point effort. The performance marked Copeland's second career 30-point effort, as he scored a career-high 32 points against Marquette during the 2015-16 campaign.

The performance jump started Copeland's junior year, and he is averaging 12.3 points, 6.4 rebounds and 1.3 blocks per game, setting career highs in all three categories. He ranks 12th in blocked shots and 16th in rebounding entering Friday's game at Penn State.

- ▶ Copeland has reached double figures 12 times, including eight of the past nine contests. Copeland also has grabbed eight or more boards in five of the last eight contests.
- ▶ Nebraska is 9-3 this season when Copeland reaches double figures.
- ▶ He totaled 12 points, six board and three blocked shots against Wisconsin, the fourth time in the last five games he has blocked multiple shots.
- ▶ Copeland finished with 16 points at No. 13 Purdue, hitting 7-of-12 shots from the field.
- ▶ He totaled 13 points on just nine shots, eight boards and three blocked shots against Northwestern.
- ▶ Copeland had 12 points and a team-high nine rebounds in the one-point loss to No. 13 Kansas.
- ▶ He posted his second career double-double in the loss at Creighton on Dec. 9, as he led NU with 20 points and 11 rebounds while adding two blocks and two steals.

GILL RETURNS BETTER THAN EVER

After a junior season where he battled a pair of knee injuries, including a ruptured right patella tendon on Christmas night, senior Anton Gill is healthy and showing the ability which made him a top-50 recruit coming out of high school. Gill has been one of the Big Ten's best sixth men, averaging 9.8 points per game.

- ▶ He leads the Big Ten in scoring as a reserve at 9.8 points per game.
- ▶ Gill ranks fourth in 3-point percentage (.480) and eighth in 3-pointers per game (2.3), while his 36 3-pointers this year eclipses his total for his first three collegiate seasons (25).
- ▶ Gill, who graduated in December with a degree in communications, has played some of his best basketball in recent weeks, averaging 10.8 points per game while shooting 52 percent from 3-point range over NU's last six games.
- ▶ He has reached double figures six times this season, including a career-high 21 points in the win over UTSA on Dec. 20. In that game, he hit four 3-pointers and scored six straight points as part of a late 9-0 run after UTSA tied the score at 86.
- ▶ Gill has matched or topped the bench total of the opposition six times, including UCF, Kansas, Minnesota and Wisconsin.
- ▶ He scored a then-career-high 17 points against Marist on Nov. 24, hitting 5-of-7 3-pointers against the Red Foxes

30-POINT GAMES UNDER MILES		
No.	Player	30-Pt. Games
1.	Terran Petteway	3
	Shavon Shields	3
3.	Andrew White III	2
4.	Ray Gallegos	1
	Glynn Watson Jr.	1
	Isaac Copeland	1

GILL COMPARISON		
Category	2016-17	2017-18
Minutes Per Game	17.3	23.3
Points Per Game	3.8	9.8
Assists Per Game	0.5	1.4
FG Pct.	.271	.441
3-Pt. Pct.	.276	.480
3-Pointers Per Game	0.8	2.3

HUSKERS ON THE RADIO

The Husker IMG Sports Network, in its 22nd year of producing and marketing the live broadcasts of University of Nebraska Athletics, extended and expanded its agreement with the University on June 13, 2008. Under the agreement, IMG College's Husker IMG Sports Marketing manages and markets all rights associated with the radio programming, Coaches' TV and radio shows, program sales, in-venue signage, sponsorship inventory, and publication printing rights.

Kent Pavelka returns behind the microphone to handle his 32nd overall season calling Husker hoops in 2017-18. Pavelka previously called Nebraska basketball for two long stints between 1974 and 1996 before returning to the Husker basketball play-by-play chair prior to the 2006-07 season. A six-time winner of the Nebraska Sportscaster-of-the-Year Award, Pavelka also handled color analyst duties on NU football broadcasts from 1974 to 1983, and was the play-by-play announcer from 1983 to 1996. Pavelka was honored in January 2009 with the Bud Cuca Special Merit Award given by the Nebraska Basketball Hall of Fame for his contributions to the NU men's basketball program.

Alongside Pavelka as color analyst will be Matt Davison, who played both basketball and football for the Huskers. He is beginning his 13th season on the basketball broadcast team and also handles color commentary on the Nebraska football radio broadcasts along with appearances on Sports Nightly. Former Husker point guard Jake Muhleisen will join the broadcast team for select broadcasts. Muhleisen was a three-year captain for the Big Red from 2004-06.

2017-18 HUSKER SPORTS NETWORK AFFILIATES

Ainsworth	KBRB-AM	1400
Alliance	KCOW-AM	1400
Broken Bow	KBBN-FM	95.3
Chadron	KCSR-AM	610
Columbus	KJSK-AM	900
Cozad	KAMI-AM	1580
Falls City	KTNC-AM	1230
Fremont	KFMT-FM	105.5
Grand Island	KRGI-AM	1430
Hastings	KHAS-AM	1230
Holdrege	KUVR-AM	1380
Imperial	KADL-FM	102.9
Kearney	KGFW-AM	1340
Lexington	KRVN-AM	880
Lincoln	KLIN-AM	1400
McCook	KSWN-FM	93.9
Nebraska City	KNCY-AM	1600
Norfolk	KNEN-FM	94.7
North Platte	KODY-AM	1240
North Platte	KXNP-FM	103.5
Omaha	KXSP-AM	590
Scottsbluff	KNEB-AM	960
Sidney	KSID-AM	1340
Superior	KRFS-AM	1600
Superior	KRFS-FM	103.9
Valentine	KVSH-AM	940

Fans around the world can listen to Husker athletic events on the Internet at Huskers.com, on the Official Husker App for iOS and Android and on TuneIn Radio and the TuneIn Radio App. Select games are also available on SiriusXM Radio.

HUSKERS SIGN TWO DURING FALL PERIOD

Nebraska Men's Basketball Coach Tim Miles announced on Nov. 10 that high school seniors Brady Heiman and Xavier Johnson have signed with the Huskers for the 2018-19 season.

Heiman is a 6-foot-11 center from nearby Platteview High School, where he is a four-year starter for Coach Tim Brotzki. A three-star recruit by Rivals, he becomes the first high school senior to sign a Letter-of-Intent with the Husker basketball program since the fall of 2001. As a junior, he was an honorable-mention all-state Class B pick by both the Omaha World-Herald and Lincoln Journal Star, averaging 15.7 points on 55 percent shooting, 8.9 rebounds and 4.8 blocks per game, as Platteview went 21-5 and reached the state tournament for the second straight year. He had seven double-doubles as a junior, including a 17-point, 11-block performance.

Xavier Johnson is a 6-foot-2 guard who attends Bishop O'Connell High School in Arlington, Va. A four-star recruit by ESPN, Johnson was one of the top-10 players in Virginia by ESPN, while Rivals and 247Sports both rated Johnson as a three-star prospect. 247Sports listed him as the No. 10 combo guard nationally in the class of 2018. As a junior, Johnson averaged 10.5 points, 4.2 rebounds and 3.4 assists per game for Coach Joe Wootten, as Bishop O'Connell finished with a 20-10 mark. Johnson's best performance as a junior was a 32-point, eight-rebound, four-assist outburst against Gonzaga Prep. Johnson plays AAU ball for Team Takeover and Coach Keith Stevens, helping Team Takeover win The 8 Tournament in Las Vegas last July with a 16-point effort in the title game. He also helped his team earn a runner-up finish at the Peach Jam this past summer.

WINS VS. RANKED TEAMS

Nebraska's 10-point win over No. 14 Minnesota on Dec. 5, marked the seventh ranked opponent Nebraska has knocked off under Tim Miles. The Huskers have at least one top-20 win in four of the past five seasons, including 2017-18.

Date	Opponent	Score
Jan. 20, 2014	No. 18 Ohio State	68-62
Feb. 16, 2014	At No. 9 Michigan State	60-51
March 9, 2014	No. 9 Wisconsin	77-68
Jan. 20, 2016	At No. 11 Michigan State	72-71
Dec. 28, 2016	At No. 16 Indiana	87-83
Jan. 29, 2017	No. 20 Purdue	83-80
Dec. 5, 2017	No. 14 Minnesota	78-68

HUSKERS TOP 100 VS. UTSA

Nebraska's 104 points against UTSA on Dec. 20 marked the Huskers' first 100-point game since scoring 107 on North Carolina A&T on Dec. 19, 2005. Nebraska is now 36-4 when scoring 100 points in a game.

and added 13 points in the win over Long Beach on Nov. 26, marking the first consecutive double-figure performances of his college career.

- ▶ His first double figure effort came against North Dakota on Nov. 19, when he set then-personal bests in points (16), field goals (six), 3-pointers (four) and assists (three) in 24 minutes.
- ▶ All 12 of Gill's career double-figure performances have come off the bench, as he had four during his tenure at Louisville and two last year.

COPELAND, PALMER TRANSFER INTO HUSKER STARTERS

A pair of transfers have added experience and scoring punch to Nebraska's lineup. Isaac Copeland and James Palmer Jr. look to continue the success of transfers who have enjoyed success under Miles. Copeland and Palmer look to join Andy Ogide (CSU, 2009), Terran Petteway (NU, 2014) and Andrew White III (NU, 2016), as players who earned all-conference recognition in their first season under Miles.

Copeland started 49 games in two-plus seasons at Georgetown, helping the Hoyas to the 2015 NCAA Tournament. In his last full season in 2015-16, Copeland started 33 games, averaging 11.1 points, 5.4 rebounds and 2.0 assists per game. A former top-20 recruit, Copeland was a preseason All-Big East selection last year before he was sidelined with his back injury. This season, Copeland leads NU in rebounding at 6.4 per game while ranking among team leaders in scoring (12.3, second) and blocked shots (1.3, second).

Palmer Jr. has become one of the Big Ten's top newcomers, averaging a team-high 15.8 points, 4.4 rebounds, 2.8 assists and 1.0 steals per game. He is second on the team in steals and third in assists.

- ▶ He leads all Big Ten newcomers in scoring at 15.8 ppg, just ahead of Michigan's Charles Matthews (15.6 ppg).
- ▶ Over the last three games, Palmer is averaging 19.3 ppg on 51 percent shooting, 5.7 rebounds and 3.0 assists per game. He is also 19-of-22 from the foul line in that span.
- ▶ Palmer has reached double figures a team-high 17 times, including a career-high 25 points in the Huskers' win over UTSA and 22 points at UCF and against No. 13 Purdue. In his two seasons at Miami, Palmer reached double figures six times in 72 contests.
- ▶ In the win over Wisconsin, he had 17 points, five board and matched his season high with two blocked shots.
- ▶ He paced the Huskers in scoring (22), rebounding (seven) and assists (three) in the loss at No. 13 Purdue.
- ▶ In the win over UTSA, he scored 25 points, including 13-of-17 from the foul line, and grabbed seven rebounds.
- ▶ He played a major role in NU's comeback win over Northwestern, scoring 15 of his 18 points in the second half and adding five rebounds and four assists in the 15-point win.
- ▶ He established a career-high with eight rebounds while leading NU with 14 points in the loss to Kansas. Palmer's basket with 41.3 seconds left gave NU a 72-70 lead.
- ▶ He played a key role in the win over Boston College, scoring a team-high 15 points and adding a career-high five steals.
- ▶ A former top-100 recruit, Palmer played at the University of Miami for two seasons, averaging 3.4 points on the Hurricanes' Sweet 16 team in 2015-16.

TAYLOR SUPPLIES STEADINESS

Senior Evan Taylor has quietly put together a solid senior year. The 6-foot-5 guard is averaging 8.0 points per game while usually guarding the opponent's top scoring threat. Taylor has raised his number in nearly every category and has reached double figures six times in 17 games after having six double-figure games in his first season at NU. The biggest improvement in Taylor's game has been his shooting, as he is at 45 percent from the field, including 13-of-25 from 3-point range. Last year, he had just six 3-pointers in 31 contests.

STRONGER ROBY EMERGES AS STAT STUFFER

After serving as a role player as a freshman, Isaiah Roby spent the summer bulking up to prepare for the rigors of the season. Now, the 6-foot-8, 225-pound sophomore has the strength to match his skillset and it is paying off in 2017-18

- ▶ He enters the Penn State game averaging 6.7 points on 53 percent shooting, 4.8 rebounds and a team-high 1.7 blocks per game. He is sixth in the Big Ten in blocks, which would be the best total by a Husker in six seasons.
- ▶ He has reached double figures five times after hitting double figures once in 30 contests as a freshman.
- ▶ Roby totaled 10 points and six boards in 22 minutes against UTSA and totaled nine boards, four assists and three blocks in the win over Delaware State.
- ▶ He played a career-high 30 minutes against No. 13 Kansas, finishing with eight points, six rebounds, four blocks and three assists.
- ▶ Roby had 10 points on 4-of-6 shooting in just 13 minutes at Creighton on Dec. 9.
- ▶ He opened the year with the best performance of his career, an 11-point, 13-rebounds, six-block performance against Eastern Illinois, setting personal bests in all three categories. His six blocks were the most by a Husker since 2011.

ROBY COMPARISON

Player	MPG	PPG	FG Pct.	RPG	BPG	APG
Roby (Fr.)	15.2	3.1	.394	2.9	0.8	0.7
Roby (So.)	19.3	6.7	.534	4.8	1.7	1.5

TRANSFERS UNDER MILES

Player	PPG (School)	1st Season w/Miles	Year
Andy Ogide	2.4 (Ole Miss)	10.2 (CSU)	2008-09
Wes Eikmeier	2.9 (ISU)	9.1 (CSU)	2010-11
Terran Petteway	3.1 (Texas Tech)	18.1 (Neb.)	2013-14
Walter Pitchford	0.5 (Florida)	9.3 (Neb.)	2013-14
Andrew White III	2.3 (Kansas)	16.6 (Neb.)	2015-16
Anton Gill *	2.5 (Louisville)	3.8 (Neb.)	2016-17
James Palmer Jr.	3.4 (Miami)	15.8 (Neb.)	2017-18
Isaac Copeland	5.4 (G-Town)	12.3 (Neb.)	2017-18

* Limited to 12 games because of injury

EVAN'S IMPROVEMENT

Category	2016-17	2017-18
Minutes Per Game	24.4	27.9
Points Per Game	5.2	7.6
Assists Per Game	1.2	2.8
Rebounds Per Game	2.9	3.2
FG Pct.	.413	.449
3-Pt. Pct.	.240	.520

TRANSFERS BRING WINNING PEDIGREES

One common trait among Nebraska's four Division I transfers is postseason experience. Isaac Copeland, Anton Gill, James Palmer Jr., and DUBY OKEKE have all been parts of NCAA Tournament teams at their respective schools. Gill played on Louisville's Elite Eight team in 2015, while Palmer helped Miami to an NCAA Sweet 16 berth in 2016.

NCAA EXPERIENCE

Player	Previous School	Postseason Experience
Isaac Copeland	Georgetown	NCAA (2015)
Anton Gill	Louisville	NCAA (2014, 2015)
James Palmer Jr.	Miami	NCAA (2016); NIT (2015)
Duby Okeke	Winthrop	NCAA (2017)

GILL AND COPELAND: LIKE FATHERS, LIKE SONS

Nebraska senior guard Anton Gill and junior forward Isaac Copeland are together on the court for the first time in college this winter, but it won't be the first time the pair had played together. Gill and Copeland are childhood friends who played on the Garner Road AAU program and were teammates at Ravenscroft High School, leading the school to a 31-4 record and the 2012 North Carolina 3A State Championship.

Anton's father, Anton Sr., and Isaac's father, Ike, played together at East Carolina for two seasons (1992-93) and the duo helped East Carolina to a 1993 Colonial Athletic Association tournament title, winning the tournament title as the No. 7 seed.

JORDY AND DUBY IN THE MIDDLE

Nebraska has relied on sophomore Jordy Tshimanga and senior DUBY OKEKE to handle the majority of minutes on the interior this season.

Tshimanga, who missed five weeks prior to the start of practice after cleanup of a knee procedure, has averaged just 3.5 points per game, but is second on the team in rebounding at 5.1 per outing despite playing just 15.2 minutes per game. His best game of the year came against Wisconsin when he had nine points and six rebounds. Tshimanga has three games with at least 10 rebounds (UCF, Stetson and Eastern Illinois), including a career-high 11 rebounds against Eastern Illinois.

Tshimanga, who averaged 5.0 points and 4.0 rebounds per game as a freshman, started nine of NU's final 11 games as a true freshman and emerged as a pleasant surprise for the Huskers down the stretch.

► Put together his best offensive effort of his freshman season vs. Michigan State on Feb. 2, 2017, totaling 15 points on 5-of-7 shooting and nine rebounds in 24 minutes, setting season bests in points, rebounds and minutes.

Okeke is a defensive presence who spent the past four years at Winthrop before graduating in May. The 6-foot-8 center played in 94 games at Winthrop and made 24 starts last season as the Eagles reached the NCAA Tournament. He averaged 3.2 points on 61 percent shooting and 3.9 rebounds per game last season.

This year, Okeke has added depth in the frontcourt, as he has averaged 2.2 rebounds and 1.1 blocks per game in 8.4 minutes per outing.

► Okeke is seventh nationally among active players in blocked shots with 184. He finished his career as Winthrop's single season (72; 2015-16) and career leader in that category.

► Okeke tied or set season bests in both points (four), blocked shots (three) and minutes (16) against No. 14 Minnesota, helping limit the Gophers to 32 percent shooting.

► He provided solid defense vs. Boston College on Nov. 29 with a season-high five caroms and two blocked shots.

► Okeke had three blocks and three boards in 16 minutes against North Texas.

► He ranked 20th nationally and led the Big South in blocked shots in 2015-16 and was fourth in blocked shots in 2016-17.

► Okeke has 29 career games with at least three blocked shots, including three this season.

HUSKERS ARE A BIG DRAW AT PINNACLE BANK ARENA

Nebraska basketball has become one of the toughest tickets in the Big Ten since the program moved into Pinnacle Bank Arena, a \$179 million dollar facility in downtown Lincoln, prior to the 2013-14 season.

► Nebraska finished 11th nationally in attendance in 2016-17, averaging 15,427 fans per game. It marked the fourth straight year that NU has finished in the top 15 nationally in basketball attendance.

► Nebraska is one of only nine programs in the country to average 15,000 fans per game in each of the past four seasons, a list which also includes Kentucky, Syracuse, Louisville, North Carolina, Wisconsin, Indiana, Kansas and Creighton.

► Nebraska has enjoyed success in Pinnacle Bank Arena, posting a 52-24 (.684) record in the building.

► The Big Ten led the nation in attendance for the 41st consecutive year in 2016-17 with an average of 12,235 fans per game. Eight Big Ten teams ranked in the top 25 in attendance in 2016-17.

► As of Dec. 30, six of the top 17 average attendances and 10 of the top 28 are by Big Ten schools.

NCAA D-1 ACTIVE BLOCK SHOT LEADERS (Jan. 9)		
No.	Player	Career Blocks
1.	Reggie Lynch (Minnesota)	369
2.	Tai Odiase (Illinois-Chicago)	297
3.	William Lee (UAB)	256
4.	Ben Lammers (Georgia Tech)	221
5.	Khadeem Lattin (Oklahoma)	206
6.	Tacko Fall (UCF)	192
7.	Duby Okeke (Nebraska)	184

HUSKER BASKETBALL ATTENDANCE	
Season	Average (Rk.)
2013-14 (1st year of PBA)	15,419 (13)
2014-15	15,569 (10)
2015-16	15,430 (11)
2016-17	15,427 (11)
2017-18	15,237 (9)

BIG TEN TEAM RANKINGS (AS OF 1/10)

Category	Overall (Rk.)	B1G (Rk.)
Scoring Offense	74.0 (10)	66.0 (12)
Scoring Defense	70.4 (10)	68.4 (6)
Scoring Margin	+3.6 (13)	-2.4 (10)
Free Throw Pct.	.708 (8)	.761 (2)
Field Goal Pct.	.430 (13)	.399 (12)
Field Goal Pct. Def.	.423 (8)	.387 (2)
3-Point Pct.	.363 (8)	.344 (10)
3-Point Pct. Def.	.325 (3)	.292 (1)
Rebounding Margin	-1.8 (14)	-4.6 (14)
Blocked Shots	5.9 (5)	6.2 (4)
Assists	14.5 (10)	11.0 (13)
Steals	6.3 (5)	4.8 (10)
Turnover Margin	+1.8 (6)	-1.0 (10)
3-Pointers/Gm	7.4 (7)	6.2 (6)

BIG TEN INDIVIDUAL LEADERS (AS OF 1/10)

Category	Name	Overall (Rk.)	B1G (Rk.)
Scoring	Palmer Jr.	15.8 (9)	16.8 (10)
	Watson	-	12.8 (24)
Rebounding	Copeland	6.4 (15)	-
	Watson	-	5.8 (15)
FT Pct.	Watson	-	.833 (15)
	Copeland	-	.846 (12)
Steals	Watson Jr.	1.6 (3)	-
	Gill	.480 (4)	-
3-Pt./Gm	Gill	2.3 (7)	-
	Roby	1.7 (6)	-
Blocks	Copeland	-	1.6 (8)
	Okeke	-	1.2 (13)
	Watson	2.0 (12)	-
Asst-to-TO	Watson	2.0 (12)	-

2017-18 HUSKER DOUBLE-DOUBLES

Isaiah Roby vs. Eastern Illinois	11 pts./13 reb.
Isaac Copeland at Creighton	20 pts./11 reb.

INTERNATIONAL DUO ENJOYS BUSY SUMMER

Junior Jack McVeigh (Australia) and freshman Thorir Thorbjarnarson (Iceland) spent part of the summer representing their national teams.

McVeigh helped Australia to a 6-2 record and a ninth-place finish at the World University Games in Taipei City, Taiwan. He played in all eight games, averaging 9.4 points per game on 59 percent shooting, including 42 percent from 3-point range, along with 2.9 rebounds and 2.0 assists per game. McVeigh finished fourth on the team in both scoring and assists and tied for third in steals while posting a 5.3-to-1 assist-to-turnover ratio. His Australia team was the only team to defeat gold medalist Lithuania.

Thorbjarnarson made his national team debut in 2017, representing his nation in the Small States of Europe event, as he helped Iceland to a third-place finish. He also played for the U-20 national team at the FIBA European Championships in Greece, averaging 7.1 points, 4.7 rebounds, 2.3 assists and 1.7 steals per game.



TIM MILES

University of Mary ('89)
Sixth Season at Nebraska
23rd Season as a Head Coach

HEAD COACHING EXPERIENCE

Nebraska, 2012-present;
Colorado State, 2007-12;

North Dakota State, 2001-07; Southwest Minnesota State, 1997-2001; Mayville State, 1995-97.

ASSISTANT COACHING EXPERIENCE

Northern State, 1989-95

FAMILY

Wife, Kari
Children: Son, Gabriel; Daughter, Ava

COACHING HONORS

- Jim Phelan National Coach of the Year, 2014
- Big Ten Coach of the Year, 2014
- Mayville State Hall of Fame, 2016
- Northern State University Hall of Fame
- Jim Kretchman Coaching Award, 2014
- USBWA District VIII Coach of the Year, 2012
- Colleg Insider.com Mountain West Coach of the Year, 2010
- University of Mary Hall of Fame Inductee, 2007
- CBSSportsline Division I Independent Coach of the Year, 2005-06
- North Central Region Coach of the Year, 2000-01
- Northern Sun Conference Coach of the Year, 2000-01
- NDCAC Coach of the Year, 1995-96

YEAR-BY-YEAR TOTALS

Year	Team	Record	Pct.
1995-96	Mayville State	17-11	.607
1996-97	Mayville State	18-11	.621
	Two seasons at Mayville St.	35-22	.614
1997-98	SW Minnesota State	16-11	.593
1998-99	SW Minnesota State	16-11	.593
1999-00	SW Minnesota State	18-10	.643
2000-01	SW Minnesota State	28-7	.800
	Four seasons at SW Minn. St.	78-39	.667
2001-02	North Dakota State	11-15	.423
2002-03	North Dakota State	20-11	.645
2003-04	North Dakota State	16-13	.552
2004-05	North Dakota State	16-12	.571
2005-06	North Dakota State	16-12	.571
2006-07	North Dakota State	20-8	.714
	Six seasons at NDSU	99-71	.582
2007-08	Colorado State	7-25	.219
2008-09	Colorado State	9-22	.290
2009-10	Colorado State	16-16	.500
2010-11	Colorado State	19-13	.594
2011-12	Colorado State	20-12	.625
	Five seasons at CSU	71-88	.447
2012-13	Nebraska	15-18	.455
2013-14	Nebraska	19-13	.594
2014-15	Nebraska	13-18	.419
2015-16	Nebraska	16-18	.471
2016-17	Nebraska	12-19	.387
2017-18	Nebraska	12-6	.667
	Six seasons at Nebraska	87-92	.486
Career	23 seasons Overall	370-312	.543

A proven program builder who has enjoyed success at the Division I, Division II and NAIA levels, Tim Miles was named the 27th basketball coach at the University of Nebraska on March 24, 2012. He is believed to be the only active coach who has made national tournament appearances at four-year schools at the Division I, Division II and NAIA levels.

During the 2016-17 season, the Huskers won a pair of games over ranked teams, including Big Ten regular-season champion Purdue, as they played 20 games against teams which reached postseason play. Senior Tai Webster earned second-team All-Big Ten honors and first-team USBWA all-district accolades.

In 2015-16, Miles guided a youthful Husker team to 16 wins against a schedule featuring 11 ranked opponents. The Huskers also won multiple games in the conference tournament for the first time in a decade, including a win over a Wisconsin team which eventually reached the NCAA Sweet 16. Shavon Shields repeated as a first-team Academic All-American and was a second-team All-Big Ten pick.

In 2014-15, the Huskers garnered their first national ranking since 1995 and enjoyed record-setting attendance numbers, establishing a school-record attendance of 15,569 fans per game to rank 10th nationally. Terran Petteway earned All-Big Ten honors for the second straight year and earned an invitation to training camp with the Atlanta Hawks.

In 2013-14, Miles was named Big Ten Coach of the Year and Jim Phelan National Coach of the Year after guiding the Huskers to an 11-7 Big Ten mark and a fourth-place finish after the team was picked to finish 12th in the preseason. NU's 11 conference wins were its highest total since 1965-66, while the fourth-place finish was the Huskers' best since 1997-98. Miles became the first Husker coach to garner conference coach-of-the-year accolades since 1991 after guiding the Huskers to their first NCAA appearance in 16 years.

Before taking over the Nebraska program, Miles spent the previous five seasons building the Colorado State program. He increased his victory total in each of his five years at CSU, culminating in a 20-12 record and the school's first NCAA appearance in nine seasons during his final year in Fort Collins. After winning 16 games in his first two years, his teams went 55-41 over the last three years, reaching postseason play in each campaign.

The 2011-12 Rams posted the school's first 20-win season since 1997-98 while playing a schedule that was rated as the fourth-toughest in the country. Colorado State set a school record with three wins over ranked teams and placed three players on the All-Mountain West teams, and Miles was named the District VIII Coach of the Year by the U.S. Basketball Writers Association for his efforts. The Rams, one of four Mountain West teams to receive bids in the 2012 NCAA Tournament, averaged 70.1 points per game on the season and topped the Mountain West Conference in field-goal percentage (47.1), 3-point percentage (40.0) and free throw percentage (76.8).

With 23 years of experience as a head coach at five institutions, he has compiled a career record of 369-312 that includes three conference championships and seven postseason tournament appearances.

Before taking over the Colorado State program, Miles spent six seasons at North Dakota State, guiding the Bison through the transition to the Division I ranks. He won at least 16 games in each of his final five seasons at the school, including the program's first three years at the Division I level. Miles' tenure at NDSU was highlighted by a pair of road wins over top-15 squads in his final two seasons.

Miles showed his ability to turn around programs during his tenure at Southwest Minnesota State University. He took a program that had only one winning season in the previous decade and went 78-39 in his four seasons at the school, recorded the first 20-win season in school history, and led Southwest Minnesota State to its first back-to-back winning seasons in more than two decades.

Miles began his head coaching career at Mayville (N.D.) State University, guiding the program to a 35-22 record from 1995 to 1997 and a pair of conference titles. He began his coaching career as an assistant coach at Northern State for six seasons from 1989-90 through 1994-95 and helped the Wolves to five NAIA playoff appearances and five regional titles. He was the recruiting coordinator for NSU and was responsible for bringing in and coaching five All-Americans at that school.

A native of Doland, S.D., he graduated from the University of Mary in Bismarck, N.D., in 1989 and earned a master's degree in health and physical education from Northern State in Aberdeen, S.D., in 1990. He was inducted into the University of Mary Athletic Hall of Fame in 2007.

MILES BY THE NUMBERS

1- Shavon Shields earned first-team CoSIDA Academic All-America honors in 2015 and 2016, the first Husker to earn that honor.

2- At North Dakota State (a Division I independent at the time), Tim Miles went 2-0 against ranked opponents, topping No. 13 Wisconsin in 2005-06 and No. 8 Marquette in 2006-07.

3- Miles was one of only three coaches in Colorado State history to lead the Rams to three consecutive postseason appearances (2010-11-12).

3- Number of CSU players who earned All-Mountain West honors in 2011-12, the most in the school's 50 years of league affiliation.

4 - Number of former assistants under Miles who are Division I head coaches in 2017-18 (Saul Phillips-Ohio; Craig Smith-South Dakota; Niko Medved-Drake; Dave Richman-North Dakota State).

7- Number of all-Big Ten performers Miles has coached in his Nebraska tenure, including two-time selections Terran Petteway and Shavon Shields.

10 - Miles' 2011-12 Colorado State team ranked in the top 10 nationally in both free throw (76.8) and 3-point percentage (40.0) in 2011-12, joining Missouri as the only other school in the country to rank in the top 10 in both categories.

11- Nebraska's Big Ten wins in 2013-14, the most conference wins by a Husker team since 1965-66.

93.8 - Percentage of seniors at Nebraska who have received their degree under Miles in the last five seasons.

23 - Seasons that Tim Miles has been a head coach at the college level. His teams have reached postseason play at the Division I, Division II and NAIA levels seven times.

172,127 - Number of followers on twitter for @CoachMiles, where he provides a unique look into the program.

2017-18 TV AND RADIO ROSTER



0 | DUBY OKEKE
Sr. | C | 6-8 | 247




3 | MALCOLM LAWS
Sr. | G | 6-1 | 191



4 | JOHNNY TRUEBLOOD
So. | G | 6-3 | 192




5 | GLYNN WATSON JR.
Jr. | G | 6-0 | 173



10 | JACK McVEIGH
Jr. | F | 6-8 | 215



11 | EVAN TAYLOR
Sr. | G | 6-5 | 208



12 | THOMAS ALLEN
Fr. | G | 6-1 | 180




13 | ANTON GILL
Sr. | G | 6-3 | 195



14 | ISAAC COPELAND
Jr. | F | 6-9 | 221



15 | ISAIAH ROBY
So. | F | 6-8 | 225



20 | TANNER BORCHARDT
Jr. | F | 6-8 | 265



24 | JAMES PALMER JR.
Jr. | G | 6-6 | 210



25 | NANA AKENTEN
Fr. | G | 6-6 | 215



32 | JORDY TSHIMANGA
So. | C | 6-11 | 268



33 | JUSTIN COSTELLO
Fr. | G | 6-1 | 180



34 | THORIR THORBJARNSON
Fr. | G | 6-5 | 194



Tim Miles
Head Coach | Sixth Season



Michael Lewis
Assistant Coach



Kenya Hunter
Assistant Coach



Jim Molinari
Assistant Coach



Tim Wilson
Strength Coach



Gregory Eaton
Director of Basketball Operations



Matt Holt
Video Coordinator



R.J. Pietig
Athletic Trainer



Pat Norris
Equipment Manager



Sheryl Burbach
Assistant Director of Basketball Operations



Wes Eikmeier
Graduate Manager



Dorian Green
Graduate Manager

PENN STATE

SERIES HISTORY

Date	Site	Rankings	Result	Neb.	PSU
12-9-80	H	-/-	W	75	50
12-21-81	A	-/-	L	58	60
3-21-95	H	-/-	L	59	65
1-11-12	H	-/-	W	70	58
2-11-12	A	-/-	L	51	67
1-19-13	A	-/-	W	68	64
2-9-13	H	-/-	W	67	53
1-23-14	A	-/-	L	54	58
2-20-14	H	-/-	W	80	67
2-7-15	A	-/-	L	43	56
3-11-15	N	-/-	L	65	68
2-13-16	H	-/-	W	70	54
2-25-16	A	-/-	L	55	56
2-14-17	H	-/-	W	82	66
3-8-17	N	-/-	L (OT)	67	76

PENN STATE (PENN STATE LEADS 8-7)

- In Lincoln: Nebraska leads, 6-1
At Pinnacle Bank Arena: Nebraska leads, 3-0
 - In State College: Penn State leads 5-1
Bryce Jordan Center: Penn State leads, 4-1
 - In Big Ten Conference games: Nebraska leads, 6-4
 - In Big Ten Tournament games: Penn State leads, 2-0
- Husker-Nittany Lion Superlatives**
- Most consecutive wins (year ended): Nebraska 2 (2013); Penn State 2 (1981-1995; 2015)
 - Most points scored: Nebraska, 82, at Lincoln, Neb., Feb. 14, 2017; Penn State, 76, at Washington, D.C., March 8, 2017
 - Highest combined score: 148, Nebraska, 82, Penn State, 66, at Lincoln, Neb., Feb. 14, 2017
 - Biggest winning margin: Nebraska, 25, at Lincoln, Neb., Dec. 9, 1980; Penn State, 16, at University Park, Pa., Feb. 11, 2012

CAREER TOTALS VS. PENN STATE

Player	GP-GS	Min-Avg	FG-FGA	Pct	3FG-FGA	Pct	FT-FTA	Pct	Off	Def	Tot	Avg	PF	A	TO	Blk	Stl	Pts	Avg
Taylor	2-2	63-31.5	9-16	.563	2-3	.667	3-4	.750	1	4	5	2.5	1	2	2	0	1	23	11.5
Watson	4-3	115-28.8	16-38	.421	4-10	.400	4-4	1.000	2	8	10	2.5	9	11	2	0	5	40	10.0
Tshimanga2-1	35-17.5	9-14	.643	0-0	.000	0-0	.000	2	9	11	5.5	2	0	5	1	3	18	9.0	
McVeigh	4-1	80-20.0	7-21	.333	6-14	.429	4-4	1.000	2	6	8	2.0	3	3	2	1	24	6.0	
Borchardt	2-0	3-1.5	0-0	.000	0-0	.000	0-0	.000	0	1	1	0.5	2	0	1	0	0	0	0.0
Laws	2-0	4-2.0	0-1	.000	0-0	.000	0-0	.000	0	0	0	0.0	0	0	0	0	0	0	0.0
Roby	2-0	38-19.0	3-7	.429	0-1	.000	0-0	.000	1	3	4	2.0	8	0	1	0	1	6	3.0

Official Basketball Box Score -- Game Totals -- Final Statistics Penn State vs Nebraska 2/14/17 8:06 p.m. at Pinnacle Bank Arena (Lincoln, Neb.)

Penn State 66 • 14-13, 6-8

#	Player	Total			3-Ptr			Rebounds			PF	TP	A	TO	Blk	Stl	Min
		FG-FGA	FG-FGA	FT-FTA	Off	Def	Tot										
11	Stevens, Lamar	f	5-15	1-2	2-4	3	4	7	2	13	0	1	1	0	0	31	
24	Watkins, Mike	f	3-6	0-0	2-3	0	3	3	2	8	2	3	2	0	21		
10	Carr, Tony	g	7-11	1-2	0-0	0	7	7	2	15	2	1	0	0	32		
23	Reaves, Josh	g	2-3	1-2	0-0	0	1	1	2	5	2	1	0	2	22		
33	Garner, Shep	g	3-11	0-4	2-2	0	0	0	2	8	0	0	0	2	30		
30	Banks, Payton	g	2-10	1-8	2-3	1	0	1	3	7	0	0	0	0	30		
01	Zemquils, Davis	g	0-0	0-0	0-0	0	1	1	0	0	0	0	0	0	5		
04	Bostick, Nazeer	g	0-2	0-2	2-2	0	0	0	0	2	0	1	1	2	10		
05	Samuel, Terrence	g	1-1	0-0	2-2	0	2	2	0	4	0	0	0	0	4		
21	Washington, Isalah	g	0-0	0-0	0-0	0	0	0	0	0	0	0	0	0	2		
44	Moore, Julian	g	2-4	0-0	0-0	3	0	3	1	4	0	1	1	0	13		
	Team					1	3	4									
	Totals		25-63	4-20	12-16	8	21	29	14	66	6	8	5	8	200		

FG % 1st Half: 16-34 47.1% 2nd half: 9-29 31.0% Game: 25-63 39.7%
 3FG % 1st Half: 3-11 27.3% 2nd half: 1-9 11.1% Game: 4-20 20.0%
 FT % 1st Half: 2-6 33.3% 2nd half: 10-10 100.0% Game: 12-16 75.0%

Nebraska 82 • 11-14, 5-8

#	Player	Total			3-Ptr			Rebounds			PF	TP	A	TO	Blk	Stl	Min
		FG-FGA	FG-FGA	FT-FTA	Off	Def	Tot										
12	Jacobson, Michael	f	1-2	0-0	1-4	1	5	6	2	3	1	0	2	3	18		
22	Tshimanga, Jordy	c	6-7	0-0	0-0	1	6	7	0	12	0	4	0	1	17		
00	Webster, Tal	g	5-12	0-5	2-3	0	4	4	1	12	6	2	0	1	31		
05	Watson Jr., Glynn	g	5-8	1-2	4-4	1	3	4	4	15	5	0	0	0	25		
11	Taylor, Evan	g	3-5	0-0	2-3	1	3	4	1	8	2	1	0	0	31		
02	Horne, Jeriah	g	1-3	1-3	0-0	0	2	2	3	0	1	0	1	0	11		
03	Shultz, Jason	g	0-0	0-0	0-0	0	0	0	0	0	0	0	0	0	1		
10	McVeigh, Jack	g	4-9	3-7	4-4	0	2	2	1	15	3	0	1	1	25		
13	Laws, Malcolm	g	0-1	0-0	0-0	0	0	0	0	0	0	0	0	0	2		
15	Roby, Isalah	g	3-4	0-0	0-0	1	1	2	4	6	0	1	0	0	19		
21	Elradi, Mohammad	g	1-1	0-0	0-0	0	1	1	0	2	0	0	0	0	1		
23	Fuller, Nick	g	0-0	0-0	0-0	0	0	0	0	0	1	0	0	0	2		
30	Morrow Jr., Ed	g	2-4	0-0	2-2	1	3	4	2	6	0	3	0	0	16		
41	Borchardt, Tanner	g	0-0	0-0	0-0	0	0	0	1	0	0	0	0	0	1		
	Team					1	3	4									
	Totals		31-56	5-17	15-20	7	33	40	18	82	18	12	3	6	200		

FG % 1st Half: 17-27 63.0% 2nd half: 14-29 48.3% Game: 31-56 55.4%
 3FG % 1st Half: 3-8 37.5% 2nd half: 2-9 22.2% Game: 5-17 29.4%
 FT % 1st Half: 8-9 88.9% 2nd half: 7-11 63.6% Game: 15-20 75.0%

Officials: D.J. Carstensen, Donnie Eppley, John Gaffney
 Technical fouls: Penn State-None. Nebraska-None.
 Attendance: 15642
 Actual Attendance: 13195

Score by periods	1st	2nd	Total
Penn State	37	29	66
Nebraska	45	37	82

Points	In	Off	2nd	Fast	Bench
PSU	Paint	T/O	Chance	Break	
PSU	28	17	6	4	17
NEB	46	7	4	2	32

Last FG - PSU 2nd-02:59, NEB 2nd-00:39
 Largest lead - PSU None, NEB by 24 2nd-03:48
 PSU led for 00:00. NEB led for 38:54. Game was tied for 01:06.
 Score tied - 1 time.
 Lead changed - 0 times.

Official Basketball Box Score -- Game Totals -- Final Statistics Penn State vs Nebraska 3/8/17 4:30 pm at Verizon Center (Washington, DC)

Penn State 76 • (15-17)

#	Player	Total			3-Ptr			Rebounds			PF	TP	A	TO	Blk	Stl	Min
		FG-FGA	FG-FGA	FT-FTA	Off	Def	Tot										
00	Banks, Payton	f	1-7	1-4	2-2	2	7	9	0	5	1	0	1	0	40		
11	Stevens, Lamar	f	5-9	2-2	4-4	2	3	5	3	16	1	1	0	0	29		
24	Watkins, Mike	f	9-12	0-0	0-2	4	7	11	3	18	0	2	8	1	39		
10	Carr, Tony	g	3-13	0-4	5-7	1	8	9	0	11	6	3	0	0	40		
23	Reaves, Josh	g	2-6	0-1	5-5	0	1	1	3	9	0	2	1	2	32		
05	Samuel, Terrence	g	0-0	0-0	1-2	0	2	2	1	3	0	0	0	0	12		
21	Washington, Isalah	g	0-0	0-0	0-0	0	0	0	0	0	0	0	0	0	2		
33	Garner, Shep	g	4-7	4-7	4-4	0	2	2	1	16	0	4	0	0	25		
44	Moore, Julian	g	0-1	0-0	0-0	0	0	0	3	0	0	1	0	0	6		
	Team					2	4	6									
	Totals		24-55	7-18	21-26	11	34	45	14	76	11	14	10	3	225		

FG % 1st Half: 15-31 48.4% 2nd half: 7-21 33.3% OT: 2-3 66.7% Game: 24-55 43.6%
 3FG % 1st Half: 3-9 33.3% 2nd half: 2-7 28.6% OT: 2-2 100.0% Game: 7-18 38.9%
 FT % 1st Half: 5-6 83.3% 2nd half: 6-10 60.0% OT: 10-10 100.0% Game: 21-26 80.8%

Nebraska 82 • (12-19)

#	Player	Total			3-Ptr			Rebounds			PF	TP	A	TO	Blk	Stl	Min
		FG-FGA	FG-FGA	FT-FTA	Off	Def	Tot										
12	Jacobson, Michael	f	2-6	0-0	1-2	3	2	5	2	5	0	0	0	0	21		
30	Morrow Jr., Ed	f	3-9	0-0	2-2	3	7	10	4	8	0	1	2	1	27		
00	Webster, Tal	g	4-16	2-9	2-3	2	3	5	5	12	3	2	0	1	37		
05	Watson Jr., Glynn	g	5-16	1-4	0-0	1	3	4	4	11	3	1	0	1	41		
11	Taylor, Evan	g	6-11	2-3	1-1	0	1	1	0	15	0	1	0	1	32		
02	Horne, Jeriah	g	1-4	1-3	1-2	0	1	1	2	4	1	1	0	0	12		
10	McVeigh, Jack	g	2-4	2-4	0-0	0	1	1	1	6	0	0	0	0	18		
15	Roby, Isalah	g	0-3	0-1	0-0	0	2	2	4	0	0	0	0	1	19		
32	Tshimanga, Jordy	g	3-7	0-0	0-0	1	3	4	2	6	0	1	1	2	18		
	Team					7	1	8									
	Totals		26-76	8-24	7-10	17	24	41	24	67	7	8	3	7	225		

FG % 1st Half: 12-34 35.3% 2nd half: 11-32 34.4% OT: 3-10 30.0% Game: 26-76 34.2%
 3FG % 1st Half: 4-8 50.0% 2nd half: 3-11 27.3% OT: 1-5 20.0% Game: 8-24 33.3%
 FT % 1st Half: 5-6 83.3% 2nd half: 2-3 66.7% OT: 0-1 0.0% Game: 7-10 70.0%

Officials: Lamont Simpson, Terry Oglesby, Rob Riley
 Technical fouls: Penn State-None. Nebraska-None.
 Attendance:
 2017 Big Ten Conference Men's Basketball Tournament - 1st Round
 Fouled Out: Webster (NEB) - OT, 3:24

Score by periods	1st	2nd	OT	Total
Penn State	38	22	16	76
Nebraska	33	27	7	67

Points	In	Off	2nd	Fast	Bench
PSU	Paint	T/O	Chance	Break	
PSU	28	9	11	4	17
NEB	26	11	17	2	16

Last FG - PSU OT-02:16, NEB OT-00:26.
 Largest lead - PSU by 11 1st-10:12, NEB None.
 PSU led for 40:57, NEB led for 00:00. Game was tied for 04:03.
 Score tied - 4 times.
 Lead changed - 0 times.

THE LAST TIME...

Nebraska Team

Ranked in the top 5 (AP Poll) Never Happened
 Ranked in the top 10 (AP Poll) March 1, 1966
 Ranked in the top 20 (AP Poll) Jan. 2, 1995
 Ranked in the top 25 (AP Poll) Nov. 17, 2014
 Ranked in the top 25 (USA Today Coaches Poll) Nov. 17, 2014

Played AP Poll No. 1 ranked team lost at No. 1 Indiana (47-76), 2/13/2013
 Defeated AP Poll No. 1 ranked team at No. 1 Missouri (67-51), 2/6/1982
 Played AP Poll No. 2 ranked team lost at No. 2 Michigan (47-62), 1/9/13
 Defeated AP Poll No. 2 ranked team vs. No. 2 Oklahoma State (85-69), 2/5/1992
 Played Team Ranked 1-5 by AP lost at No. 3 Michigan State (57-86), 12/3/2017
 Defeated Team Ranked 1-5 by AP vs. No. 3 Texas (70-67), 2/19/2011
 Played Team Ranked 6-10 by AP lost to No. 7 Wisconsin (69-70, OT), 2/9/2016
 Defeated Team Ranked 6-10 by AP vs. No. 9 Wisconsin (77-68), 3/9/2014
 Defeated Team Ranked 11-25 by AP vs. No. 14 Minnesota (78-68), 12/5/2017
 Defeated Team Ranked 1-10 by AP on Road at No. 9 Michigan State (60-51), 2/16/2014

Scored 100 or more points 104; vs. UTSA, 12/20/2017
 Scored 90 or more points 104; vs. UTSA, 12/20/2017
 Scored 80 or more points 85; vs. Delaware State, 12/22/2017
 Scored less than 50 points 46; vs. Iowa, 2/22/2015
 Scored less than 40 points 38; at Oregon, 12/15/2012
 Shot 75% from the field 750; vs. Nebraska-Omaha (42-56), 1/25/1988 \$
 Shot 70% from the field 723; vs. UNC Wilmington (34-47), 12/5/1997
 Shot 60% from the field 628; vs. Northwestern (27-43), 2/3/2015

Made 50 or more free throws Never Happened
 Made 40 or more free throws 43; vs. Texas (43-59), 1/3/1996 - \$
 Made 30 or more free throws 37; vs. UTSA (37-50), 12/20/2017
 Made 25 or more free throws 37; vs. UTSA (37-50), 12/20/2017
 Attempted 60 or more free throws 60; vs. Kansas State (36-60), 1/11/1954 - \$
 Attempted 50 or more free throws 50; vs. UTSA (37-50), 12/20/2017
 Attempted 40 or more free throws 50; vs. UTSA (37-50), 12/20/2017
 Attempted 30 or more free throws 34; Stetson (22-34), 12/29/2017
 Shot 100% from the foul line (min 10 att.) 1.000; at Penn State (16-16), 1/19/2013
 Shot 95% from the foul line (min 10 att.) 1.000; at Penn State, (16-16), 1/19/2013
 Shot 90% from the foul line (min 10 att.) 920; vs. Maryland (B1G Tourney) (13-14), 3/11/2016

Made 20 or more 3-pointers Never Happened
 Made 15 or more 3-pointers 16; North Carolina A&T (16-36), 12/19/2005
 Made 10 or more 3-pointers 13; vs. Delaware State (13-27), 12/22/2017
 Made 0 3-pointers 0; vs. Jacksonville State (0-5), 12/18/2012
 Held Opponent to 0 3-pointers 0; Southeastern Louisiana, 11/22/2015
 Attempted 40 or more 3-pointers Never Happened
 Attempted 30 or more 3-pointers 31; vs. Maryland (B1G Tourney) (11-31), 3/11/2016
 Attempted 20 or more 3-pointers 24; vs. Delaware State (13-27), 12/22/2017
 Shot 75% from 3-point range (min. 10 att.) 750; vs. UT-Pan American (9-12), 12/2/2009 - \$
 Shot 60% from 3-point range (min. 10 att.) 647; vs. USC (11-17), 12/3/2012
 Shot 50% from 3-point range (min. 10 att.) 500; at Michigan (9-18), 1/14/2017
 Shot 50% from 3-point range (min. 20 att.) 500; vs. Minnesota (11-22), 1/26/2014

Had 60 or more rebounds 60; vs. Oral Roberts, 12/22/1999
 Had 50 or more rebounds 52; vs. Stetson, 12/29/2017

Had 30 or more assists 35; vs. Northeastern Illinois, 12/21/1994
 Had 25 or more assists 28; vs. North Carolina A&T, 12/19/2005
 Had 20 or more assists 24; vs. Delaware State, 12/22/2017
 Had 15 or more assists 24; vs. Delaware State, 12/22/2017

Had 20 or more steals 23; vs. Texas Tech, 3/4/1999 - \$
 Had 15 or more steals 15; vs. Long Beach State, 11/26/2017
 Had 10 or more steals 10; at Purdue, 1/6/2018

Had 15 or more blocked shots 15; vs. Coppin State, Dec. 6, 1996 - \$
 Had 10 or more blocked shots 14; at Northwestern, 1/2/2018

Had 30 or more turnovers 31, at Creighton, 12/11/2005
 Had 20 or more turnovers 22; vs. Wisconsin, 2/9/2017
 Had less than 5 turnovers 5; at Michigan State, 12/3/2017

Nebraska Player...

Had 20 or more points: 22; James Palmer Jr. at Purdue, 1/6/2018
 Had 25 or more points: 25; James Palmer Jr. vs. UTSA, 12/20/2017
 Had 30 or more points: 30; Isaac Copeland vs. North Dakota, 11/19/2017
 Had 40 or more points: 41; Aleks Maric vs. Kansas State, 2/13/2007

Had No Player in Double Figures: vs. Ohio State, 1/21/2012
 Had Five Players with 10 or more points vs. UTSA, 12/20/2017
 James Palmer Jr. (25), Anton Gill (21), Evan Taylor (16), Glynn Watson Jr. (13), Isaiah Roby (10)
 Two Huskers with 20 or more points, same game: vs. UTSA, 12/20/2017
 James Palmer Jr. (25) & Anton Gill (21)
 Three Huskers with 20 or more points, same game: vs. Oklahoma State, 3/5/2007
 Marcus Perry (25), Aleks Maric (23), Paul Velandier (20)
 Two Huskers with 30 or more points, same game: vs. Oregon, 11/25/1995
 Tyronn Lue (30) & Jaron Boone (30) - only time in school history

Had 10 or more rebounds: 10; Tanner Borchardt and Jordy Tshimanga vs. Stetson, 12/29/2017
 Had 15 or more rebounds: 18; Ed Morrow Jr. vs. Gardner-Webb, 12/18/2016
 Had 20 or more rebounds: 21; Kimani Ffriend vs. Oral Roberts, 12/22/1999
 Had 25 or more rebounds: 26; Bill Johnson vs. Iowa State, 1/4/1954 - \$
 Two Huskers with 10 or more rebounds, same game: vs. Stetson, 12/29/2017
 (Tanner Borchardt, 10; Jordy Tshimanga, 10)
 Three Huskers with 10 or more rebounds, same game: vs. Texas Tech, 1/19/2000
 (Steffon Bradford 16; Kimani Ffriend 12; Louis Truscott 11)

Had 5 or more 3-pointers: 5; Anton Gill vs. Marist (5-7), 11/24/2017
 Had 6 or more 3-pointers: 7; Glynn Watson Jr. vs. Iowa (7-8), 1/5/2017
 Had 7 or more 3-pointers: 7; Glynn Watson Jr. vs. Iowa (7-8), 1/5/2017
 Had 8 or more 3-pointers: 8; Cary Cochran, vs. Baylor (8-13), 2/27/2002 - \$

Had 5 or more assists: 6; Anton Gill vs. Delaware State, 12/22/2017
 Had 10 or more assists: 10; Lance Jeter vs. Kansas, 2/5/2011
 Had 15 or more assists: 15; Charles Richardson vs. Rutgers, 12/2/2006
 Had 18 or more assists: 18; Brian Carr, at Evansville, 1/3/1985 - \$

Had 5 or more blocked shots: 6; Isaiah Roby vs. Eastern Illinois, 11/11/2017
 Had 6 or more blocked shots: 6; Isaiah Roby vs. Eastern Illinois, 11/11/2017
 Had 7 or more blocked shots: 7; John Turek vs. Colorado, 3/2/2005
 Had 9 or more blocked shots: 9; Mikki Moore vs. Coppin State, 12/6/1996 - \$
 Had 10 or more blocked shots: Never Happened

Had 5 or more steals: 5; James Palmer Jr. vs. Boston College, 11/29/2017
 Had 6 or more steals: 6; Glynn Watson Jr. vs. Long Beach State, 11/26/2017
 Had 7 or more steals: 7; Brandon Richardson at Ohio State, 1/3/2012
 Had 8 or more steals: 8; Cookie Belcher vs. Oklahoma St., 2/7/2001 - \$
 Had 10 or more steals: Never Happened

Had Triple-Double (Points/Rebounds/Assists): Never Happened
 Had Double-Double (Points/Assists): Lance Jeter vs. Kansas, 2/2/2011 (10 pts/10 asst)
 Had Double-Double (Points/Rebounds): Isaac Copeland, 12/9/2017; (20 pts/11 reb)
 Had Double-Double (Points/Steals): Never Happened
 Had Double-Double (Points/Blocks): Never Happened

\$ - School Record
 As of 1/10/2017



2017-18 GAME-BY-GAME COMPARISON

Team	FG-FGA	Pct.	3FG-3FGA	Pct.	FT-FTA	Pct.	O-D	Reb.	PF	A	TO	B	S	Pts.	W/L
Eastern Illinois	25-63	.397	6-16	.375	12-18	.667	15-28	43	28	11	16	4	10	68	
at Nebraska	22-57	.386	5-16	.313	23-39	.590	16-27	43	16	11	12	9	6	72	W
North Texas	25-63	.397	6-16	.375	11-18	.611	16-23	39	34	7	17	2	3	67	
at Nebraska	24-60	.400	5-17	.294	33-45	.733	20-27	47	22	12	12	9	7	86	W
at St. John's	30-69	.435	5-17	.294	14-20	.600	16-34	50	22	10	9	10	8	79	
Nebraska	16-57	.281	6-26	.231	18-24	.750	11-28	39	20	9	16	5	4	56	L
North Dakota	26-59	.441	5-18	.278	13-19	.684	7-23	30	20	9	18	1	2	70	
at Nebraska	36-68	.529	8-20	.400	12-18	.667	12-29	41	22	20	13	5	8	92	W
vs. UCF	25-49	.510	4-9	.444	14-25	.560	9-28	37	16	12	17	4	6	68	
Nebraska	21-61	.344	6-21	.286	11-13	.846	13-21	34	25	13	13	5	8	59	L
vs. Marist	20-52	.385	8-21	.381	11-15	.733	12-17	29	10	10	15	2	5	59	
Nebraska	34-60	.567	11-24	.458	5-8	.625	10-22	32	15	23	8	6	7	84	W
vs. Long Beach State	34-67	.507	4-11	.364	8-14	.571	21-24	45	18	19	21	6	6	80	
Nebraska	32-67	.478	7-16	.438	14-18	.778	14-16	30	18	21	13	7	15	85	W
Boston College	26-61	.426	4-22	.182	6-8	.760	14-26	40	19	13	15	4	2	62	
at Nebraska	27-55	.491	9-19	.474	8-15	.533	8-23	31	14	16	9	3	9	71	W
at No. 3 Michigan State	27-57	.474	5-19	.263	27-36	.750	12-36	48	16	16	6	11	1	86	
Nebraska	17-62	.274	10-22	.455	13-20	.650	10-24	34	25	10	5	1	0	57	L
No. 14 Minnesota	22-68	.324	6-16	.375	18-24	.750	15-23	38	23	9	13	4	6	68	
at Nebraska	25-53	.472	6-21	.286	22-28	.786	9-33	42	19	11	17	9	5	78	W
at Creighton	29-58	.500	5-21	.238	12-17	.706	10-33	43	11	15	14	3	4	75	
Nebraska	27-71	.380	9-26	.346	2-3	.667	11-22	33	20	16	9	3	7	65	L
No. 13 Kansas	29-65	.446	7-22	.318	8-8	1.000	11-22	33	13	19	12	3	8	73	
at Nebraska	29-59	.492	8-22	.364	6-8	.750	8-25	33	15	14	14	7	3	72	L
UTSA	35-78	.449	15-31	.484	9-10	.900	13-21	34	31	14	6	2	4	94	
at Nebraska	28-55	.509	11-24	.458	37-50	.740	13-31	44	12	14	7	2	5	104	W
Delaware State	28-62	.452	6-15	.400	6-10	.600	13-19	32	14	8	16	1	6	68	
at Nebraska	31-60	.588	13-27	.481	10-17	.588	11-22	33	11	24	13	6	7	85	W
Stetson	25-72	.347	5-17	.294	7-12	.583	12-34	46	25	11	11	1	9	62	
at Nebraska	22-63	.349	5-21	.238	22-34	.647	14-38	52	13	13	11	9	4	71	W
at Northwestern	19-65	.292	6-21	.286	11-16	.688	22-20	42	17	14	11	6	3	55	
Nebraska	24-55	.436	7-16	.438	15-17	.882	10-26	36	17	14	10	14	7	70	W
at No. 13 Purdue	27-61	.443	6-21	.286	14-18	.778	12-27	39	15	17	16	6	7	74	
Nebraska	22-54	.407	6-17	.353	12-16	.750	7-23	30	19	12	16	1	10	62	L
Wisconsin	25-59	.424	5-19	.263	4-10	.400	9-23	32	21	11	10	4	5	59	
Nebraska	20-47	.426	2-14	.143	21-28	.750	6-28	34	17	8	13	6	2	63	W



NEBRASKA TEAM GAME HIGHS

Table with 3 columns: Statistic, Value, Opponent/Date. Includes categories like POINTS, FIELD GOALS MADE, 3 PT FIELD GOALS MADE, etc.

NEBRASKA TEAM GAME LOWS

Table with 3 columns: Statistic, Value, Opponent/Date. Includes categories like POINTS, FIELD GOALS MADE, 3 PT FIELD GOALS MADE, etc.

OPPONENT TEAM GAME HIGHS

Table with 3 columns: Statistic, Value, Opponent/Date. Includes categories like POINTS, FIELD GOALS MADE, 3 PT FIELD GOALS MADE, etc.

OPPONENT TEAM GAME HIGHS

Table with 3 columns: Statistic, Value, Opponent/Date. Includes categories like POINTS, FIELD GOALS MADE, 3 PT FIELD GOALS MADE, etc.



2017-18 GAME-BY-GAME COMPARISON

2017-18 NEBRASKA WIN/LOSS MARGIN

	1	2	3	4	5	6	7	8	9	10	11	12	13	14	15	16	17	18	19	20	+20
Husker Wins	0	0	0	2	1	0	0	0	2	2	0	0	0	0	1	0	1	0	1	0	2
Husker Losses	1	0	0	0	0	0	0	0	1	1	0	1	0	0	0	0	0	0	0	0	2

2017-18 NEBRASKA INDIVIDUAL GAME HIGHS

Points	30	Copeland, Isaac vs North Dakota (11/19/17)
	29	Watson Jr., Glynn vs Minnesota (12/05/17)
	26	Watson Jr., Glynn vs Long Beach State (11/26/17)
	25	Palmer Jr., James vs UTSA (12/20/17)
	22	Palmer Jr., James at Purdue (01/06/18)
	22	Palmer Jr., James vs UCF (11/23/17)
Field Goals Made	12	Copeland, Isaac vs North Dakota (11/19/17)
	10	Watson Jr., Glynn vs Long Beach State (11/26/17)
Field Goal Att.	20	Copeland, Isaac vs Stetson (12/29/17)
	19	Copeland, Isaac at Creighton (12/09/17)
FG Pct (min 5 made)	.857 (12-14)	Copeland, Isaac vs North Dakota (11/19/17)
	.750 (6-8)	Gill, Anton vs Marist (11/24/17)
3-Point FG Made	5	Gill, Anton vs Marist (11/24/17)
	4	Gill, Anton vs Delaware State (12/22/17)
	4	Gill, Anton vs UTSA (12/20/17)
	4	Gill, Anton vs North Dakota (11/19/17)
3-Point FG Att.	8	Gill, Anton vs Stetson (12/29/17)
	8	Gill, Anton vs UTSA (12/20/17)
3-Pt FG Pct (min 2 made)	1.000 (3-3)	Taylor, Evan vs Boston College (11/29/17)
Free Throws Made	13	Palmer Jr., James vs UTSA (12/20/17)
	10	Taylor, Evan vs North Texas (11/13/17)
Free Throw Att.	17	Palmer Jr., James vs UTSA (12/20/17)
	12	Taylor, Evan vs North Texas (11/13/17)
FT Pct (min 3 made)	1.000 (5-5)	Gill, Anton vs UTSA (12/20/17)
	1.000 (4-4)	Watson Jr., Glynn vs Long Beach State (11/26/17)
	1.000 (4-4)	Palmer Jr., James vs UCF (11/23/17)
	1.000 (4-4)	Taylor, Evan vs UCF (11/23/17)
	1.000 (4-4)	Roby, Isaiah at St. John's (11/16/17)
	1.000 (4-4)	Gill, Anton at St. John's (11/16/17)
Rebounds	13	Roby, Isaiah vs Eastern Illinois (11/11/17)
	11	Copeland, Isaac at Creighton (12/09/17)
	11	Tshimanga, Jordy vs Eastern Illinois (11/11/17)
Assists	7	Watson Jr., Glynn vs UCF (11/23/17)
	6	Watson Jr., Glynn at Northwestern (01/02/18)
	6	Gill, Anton vs Delaware State (12/22/17)
	6	Watson Jr., Glynn vs Boston College (11/29/17)
	6	Taylor, Evan vs Long Beach State (11/26/17)
Steals	6	Watson Jr., Glynn vs Long Beach State (11/26/17)
	5	Palmer Jr., James vs Boston College (11/29/17)
Blocked Shots	6	Roby, Isaiah vs Eastern Illinois (11/11/17)
	4	Roby, Isaiah vs Kansas (12/16/17)
	4	Copeland, Isaac vs North Texas (11/13/17)
Turnovers	5	Palmer Jr., James vs North Texas (11/13/17)
	4	Palmer Jr., James vs Wisconsin (01/09/18)
	4	Tshimanga, Jordy vs UCF (11/23/17)
	4	Taylor, Evan at St. John's (11/16/17)
Fouls	5	Tshimanga, Jordy vs Wisconsin (01/09/18)
	5	Watson Jr., Glynn at Creighton (12/09/17)
	5	Tshimanga, Jordy at Michigan State (12/3/17)
	5	Tshimanga, Jordy vs Long Beach State (11/26/17)
	5	Tshimanga, Jordy vs UCF (11/23/17)
Minutes	38	Watson Jr., Glynn vs UCF (11/23/17)
	37	Copeland, Isaac at Creighton (12/09/17)

2017-18 OPPONENT INDIVIDUAL GAME HIGHS

Points	26	JACKSON, Jhivvan vs UTSA (12/20/17)
	26	Azubuikie, Udoka vs Kansas (12/16/17)
	22	Ward, Nick at Michigan State (12/3/17)
	22	Levin, Gabe vs Long Beach State (11/26/17)
	22	PONDS, Shamorie at St. John's (11/16/17)
Field Goals Made	13	Azubuikie, Udoka vs Kansas (12/16/17)
	9	Happ, Ethan vs Wisconsin (01/09/18)
	9	JACKSON, Jhivvan vs UTSA (12/20/17)
	9	Levin, Gabe vs Long Beach State (11/26/17)
Field Goal Att.	20	JACKSON, Jhivvan vs UTSA (12/20/17)
	20	Levin, Gabe vs Long Beach State (11/26/17)
FG Pct (min 5 made)	.857 (6-7)	Ward, Nick at Michigan State (12/3/17)
	.765 (13-17)	Azubuikie, Udoka vs Kansas (12/16/17)
3-Point FG Made	5	JACKSON, Jhivvan vs UTSA (12/20/17)
	5	LYLE, Deon vs UTSA (12/20/17)
3-Point FG Att.	10	JACKSON, Jhivvan vs UTSA (12/20/17)
	8	Davison, Brad vs Wisconsin (01/09/18)
3-Pt FG Pct (min 2 made)	1.000 (3-3)	Draper, DJ vs North Texas (11/13/17)
	1.000 (3-3)	Lewis, Terrell vs Eastern Illinois (11/11/17)
	1.000 (2-2)	TAVAKALYAN, Artem vs Delaware State (12/22/17)
	1.000 (2-2)	VAN RY, Toby vs UTSA (12/20/17)
	1.000 (2-2)	Gummerus, Lasse vs Marist (11/24/17)
	1.000 (2-2)	STEWART, Marlon vs North Dakota (11/19/17)
Free Throws Made	10	Ward, Nick at Michigan State (12/3/17)
	8	Jackson Jr., Jaren at Michigan State (12/3/17)
Free Throw Att.	13	Ward, Nick at Michigan State (12/3/17)
	10	Mason, Nate vs Minnesota (12/05/17)
FT Pct (min 3 made)	1.000 (8-8)	Jackson Jr., Jaren at Michigan State (12/3/17)
	1.000 (6-6)	Edwards, Vincent at Purdue (01/06/18)
	1.000 (4-4)	Vic Law at Northwestern (01/02/18)
	1.000 (4-4)	FROHNEN, Byron vs UTSA (12/20/17)
	1.000 (4-4)	Graham, Devonte' vs Kansas (12/16/17)
	1.000 (4-4)	Lightfoot, Mitch vs Kansas (12/16/17)
	1.000 (4-4)	Robinson, Jerome vs Boston College (11/29/17)
	1.000 (3-3)	JACKSON, Jhivvan vs UTSA (12/20/17)
	1.000 (3-3)	Foster, Marcus at Creighton (12/09/17)
	1.000 (3-3)	Bridges, Miles at Michigan State (12/3/17)
	1.000 (3-3)	Yussuf, Temidayo vs Long Beach State (11/26/17)
	1.000 (3-3)	Smith, Mack vs Eastern Illinois (11/11/17)
Rebounds	16	Levin, Gabe vs Long Beach State (11/26/17)
	15	Dererk Pardon at Northwestern (01/02/18)
Assists	12	Booker, Deishuan vs Long Beach State (11/26/17)
	8	Graham, Devonte' vs Kansas (12/16/17)
Steals	4	Happ, Ethan vs Wisconsin (01/09/18)
	4	Mathias, Dakota at Purdue (01/06/18)
	4	SIMON, Justin at St. John's (11/16/17)
Blocked Shots	6	OWENS, Tariq at St. John's (11/16/17)
	4	FALL, Tacko vs UCF (11/23/17)
Turnovers	10	Booker, Deishuan vs Long Beach State (11/26/17)
	5	Lynch, Reggie vs Minnesota (12/05/17)
	5	STEWART, Marlon vs North Dakota (11/19/17)
	5	Woolridge, Ryan vs North Texas (11/13/17)
Fouls	5	Happ, Ethan vs Wisconsin (01/09/18)
	5	Aaron Falzon at Northwestern (01/02/18)
	5	Rivera, Angel vs Stetson (12/29/17)
	5	COLLINS, Marquis vs Delaware State (12/22/17)
	5	KARRER, Austin vs UTSA (12/20/17)
	5	LYLE, Deon vs UTSA (12/20/17)
	5	ALLEN, Nick vs UTSA (12/20/17)
	5	CLARK II, Marvin at St. John's (11/16/17)
	5	Woolridge, Ryan vs North Texas (11/13/17)
	5	Lawson, A.J. vs North Texas (11/13/17)
	5	Simmons, Zachary vs North Texas (11/13/17)
	5	Dama, Muusa vs Eastern Illinois (11/11/17)

2017-18 NEBRASKA RECORD BY STARTING LINEUP

No.	Starting Lineup	Record
1.	Copeland, Palmer, Taylor, Tshimanga, Watson	12-6

N MISC STATS THE LAST TIME...

	Nebraska...	A Nebraska Opponent...
Scored 100 or more points.....	104; vs. UTSA, 12/20/17	101; TCU, 3/15/99
Scored 90 or more points.....	104; vs. UTSA, 12/20/17	94; UTSA, 12/20/17
Scored 41 to 50 points.....	46; Iowa, 2/22/15	50; Prairie View A&M, 12/22/15
Scored 40 or fewer points	38; at Oregon, 12/15/12	38; Mary, 11/15/16
Shot 70% from the field.....	.723; vs. UNC Wilmington 12/5/97 (34-47)	.723; Kansas, 2/2/85 (34-47)
Shot 60% from the field.....	.628; vs. Northwestern, 2/3/15 (27-43)	.630; Michigan, 3/5/17 (34-54)
Shot 90% from the free throw line (Min 10 attempts).....	.929; vs. Penn State, 3/11/16 (13-14)	.900; UTSA, 12/20/17 (9-10)
Made 10, 3-Point Field Goals	13; vs. Delaware State, 12/22/17 (13-27)	15; UTSA, 12/20/17 (15-31)
Had 60 rebounds	60; vs. Oral Roberts, 12/22/99	62; Colorado, 2/15/75
Had 50 rebounds	52; vs. Stetson, 12/29/17	50; at St. John's, 11/16/17
Had 30 assists	35; vs. Northeastern Illinois, 12/21/94	30; Iowa State, 2/3/93
Had 15 steals	15; vs. Arkansas State, 12/14/13	15; Florida State, 12/31/05
Had 10 blocked shots	14; at Northwestern, 1/2/18	11; at Michigan State, 12/3/17
Had 10 or fewer turnovers	10; vs. Northwestern, 1/2/18	10; Wisconsin, 1/9/18
Had 20 or more turnovers	22; vs. Wisconsin, 2/9/17	21; Long Beach State, 11/26/17
Had three players with 20 points	vs. Oklahoma State, 3/5/07	Michigan, 1/14/17
.....	(Perry 25; Maric 23; Velandar 20)	(Wagner 23, Irvin 21, Walton 20)
Had three players with 10 rebounds	vs. Texas Tech, 1/19/00	at Kansas, 1/9/02
.....	(Bradford 16, Ffriend 12, Truscott 11)	(Collison 13, Gooden 12, Simien 10)
Had five players reach double-figure points.....	vs. UTSA, 12/20/17	UTSA, 12/20/17
.....	(Palmer 25; Gill 21; Taylor 16; Watson 13; Roby 10)	(Jackson 26; Lyle 15; Allen 12; Wallace 10; Frohnen 10)
Had a player score 40 points	41; Aleks Maric, vs. Kansas State, 2/13/07	41; Jarius Jackson, Texas Tech, 2/18/06
Had a player score 30 points	30; Isaac Copeland vs. North Dakota, 11/19/17	34; Peter Jok, Iowa, 1/5/17
Had a player grab 15 rebounds	18; Ed Morrow Jr. vs. Gardner-Webb, 12/18/16	15; Dererk Pardon, Northwestern, 1/2/18
Had a player dish out 10 assists.....	10; Lance Jeter vs. Kansas, 2/5/11	10; Deishaun Brooker, Long Beach State, 11/26/17
Had a player collect five steals	5; James Palmer Jr. vs. Boston College, 11/29/17	5; Derrick Walton Jr., Michigan, 3/5/17
Had a player block five shots.....	6; Isaiah Roby vs. Eastern Illinois, 11/11/17	8; Mike Watkins, Penn State (BIG Tourney), 3/8/17

MISC. STATS

Opponent	NU-Opp Paint	NU-Opp off TO	NU-Opp 2nd Ch.	NU-Opp Bench	Largest Lead	Largest Deficit
Eastern Illinois	24-28	9-7	6-12	17-18	7 (0:46, 2nd)	6 (9:14, 2nd)
North Texas	38-36	30-8	20-24	31-28	28 (1st, 3:58)	-
at St. John's	16-44	10-15	10-12	20-8	3 (1st, 19:38)	23 (2nd, 1:39)
North Dakota	44-38	26-10	17-8	31-2	23 (2nd, 2:28)	2 (1st, 19:18)
vs. UCF	20-36	17-12	11-6	5-23	2 (1st, 13:25)	18 (1st, 5:29)
vs. Marist	34-22	25-7	12-14	30-22	30 (2nd, 0:52)	2 (1st, 19:32)
vs. Long Beach State	44-46	31-15	14-19	24-20	22 (2nd, 16:38)	-
Boston College	16-24	13-12	10-6	16-13	14 (2nd, 1:30)	-
at No. 3 Michigan State	8-32	3-6	11-21	20-13	-	29 (2nd, 0:22)
No. 14 Minnesota	32-28	17-20	9-5	18-5	17 (2nd, 7:16)	2 (1st, 15:50)
at Creighton	26-38	2-8	4-14	16-17	8 (2nd, 19:48)	10 (2nd, 0:19)
No. 13 Kansas	28-40	15-15	9-10	27-6	4 (1st, 18:58)	(8, 1st, 13:01)
UTSA	32-32	13-10	19-15	40-56	14 (1st, 4:25)	3 (1st, 13:54)
Delaware State	32-30	27-21	8-14	43-13	22 (2nd, 2:04)	-
Stetson	28-28	10-5	19-12	28-22	11 (2nd, 2:11)	3 (2nd, 19:35)
at Northwestern	34-22	13-8	11-20	18-13	17 (2nd, 0:30)	7 (2nd, 19:18)
at No. 13 Purdue	30-32	10-19	5-13	13-12	-	18 (2nd, 2:47)
Wisconsin	24-38	11-23	12-3	20-3	13 (2nd, 13:55)	1 (1st, 15:22)



2017-18 GAME-BY-GAME REVIEW

-----Nebraska Individual Leaders-----									
Date	Opponent	Result	Record (B1G)	Attend.	Points	Rebounds	Assists	Steals	
11/11	Eastern Illinois	W, 72-68	1-0 (0-0)	15,524	Watson, 21	Roby, 13	Watson, 3	Taylor, 2	
11/13	North Texas	W, 86-67	2-0 (0-0)	15,059	Palmer, 18	Copeland, 8	Copeland, Watson, Taylor, Roby, 2		Watson, Palmer, 2
11/16	at St. John's	L, 56-79	2-1 (0-0)	4,652	Palmer, 13	Copeland, 7	Palmer, 3	Copeland, 2	
11/19	North Dakota	W, 92-70	3-1 (0-0)	15,418	Copeland, 30	Copeland, 8	Taylor, 5	Taylor, Palmer 2	
11/23	vs. UCF @	L, 59-68	3-2 (0-0)	3,348	Palmer, 22	Tshimanga, 10	Watson, 7	Watson, 4	
11/24	vs. Marist @	W, 84-59	4-2 (0-0)	2,834	Copeland, Gill, 17	Tshimanga, 6	Watson, Taylor 5		Five players, 1
11/26	vs. Long Beach State @	W, 85-80	5-2 (0-0)	1,712	Watson, 26	Copeland, 7	Taylor, 6	Watson, 6	
11/29	Boston College	W, 71-62	6-2 (0-0)	15,338	Copeland, Palmer, 15	Copeland, 8	Watson, 6	Palmer, 5	
12/3	at No. 3 Michigan State*	L, 57-86	6-3 (0-1)	14,797	Palmer, 15	Roby, 6	Palmer, 6	None	
12/5	No. 14 Minnesota*	W, 78-68	7-3 (1-1)	15,598	Watson, 29	Watson, 9	Palmer 4	Watson, 3	
12/9	at Creighton	L, 65-75	7-4 (1-1)	17,901	Copeland, 20	Copeland, 20	Watson, Taylor, 5		Copeland, Watson, McVeigh, 2
12/16	No. 13 Kansas	L, 72-73	7-5 (1-1)	15,596	Palmer, 14	Copeland, 9	Taylor, 4	Palmer, 2	
12/20	UTSA	W, 104-94	8-5 (1-1)	14,382	Palmer 25	Copeland, 8	Taylor, Copeland, 4		Five players, 1
12/22	Delaware State	W, 85-68	9-5 (1-1)	14,768	Palmer, 18	Roby, 9	Gill, 6	Watson, 3	
12/29	Stetson	W, 71-62	10-5 (1-1)	15,040	Palmer, Copeland, 13	Borchardt, Tshimanga 10	Taylor, Palmer 4		Taylor, Copeland, Palmer, Allen 1
1/2	at Northwestern*	W, 70-55	11-5 (2-1)	5,443	Watson, 19	Copeland, 8	Watson, 6	Watson, Gill, 2	
1/5	at No. 13 Purdue	L, 62-74	11-6 (2-2)	14,804	Palmer, 22	Palmer, 7	Palmer, 3	Roby, 3	
1/9	Wisconsin	W, 63-59	12-6 (3-2)	15,643	Palmer, 18	Roby, 8	Watson, 3	Copeland, Okeke, 1	

*-- Big Ten game; @-AdvoCare Invitational; \$-Big Ten Tournament (New York City)

MISCELLANEOUS REVIEW

Nebraska Record When:	All (W)	All (L)	H (W)	H (L)	A (W)	A (L)
Ahead at Halftime	10	1	8	0	2	1
Behind at Halftime	1	5	0	1	1	4
Tied at Halftime	1	0	1	0	0	0
Bench Outscores Opponent's	10	4	7	1	3	3
Opponent Bench Outscores NU	2	2	2	0	0	2
Bench scoring is even	0	0	0	0	0	0
Shooting 50% or Better	4	0	3	0	1	0
Shooting Under 50%	8	6	6	1	2	5
Opp. Shoots 50% or Better	1	2	0	0	1	2
Opp. Shoots Under 50%	11	4	9	1	2	3
Outshooting Opponent (pct.)	10	1	8	1	2	0
Outshot by Opponent (pct.)	2	5	1	0	1	5
Shooting is even	0	0	0	0	0	0
Outrebounding Opponent	8	0	7	0	1	0
Outrebounded by Opponent	3	5	1	0	2	5
Rebounds are Even	1	1	1	1	0	0
Committing More TOs than Opp	3	3	3	1	0	2
Committing Fewer TOs than Opp	8	3	5	0	3	3
Turnovers are Even	1	0	1	0	0	0
Leading with 5:00 left	12	0	9	0	3	0
Trailing with 5:00 left	0	6	0	1	0	5
Tied with 5:00 left	0	0	0	0	0	0

In Overtime	0	0	0	0	0	0
Scoring 80 or more points	6	0	4	0	2	0
Scoring 61 to 79 points	6	3	5	1	1	2
Scoring 60 or fewer points	0	3	0	0	0	3
Allowing 80 or more points	2	1	1	0	1	1
Allowing 61 to 79 points	7	5	7	1	0	4
Allowing 60 or fewer points	3	0	1	0	2	0
Field-Goal Percentage by Site:						
NU	H (PBA) -264-577 = 45.8	A - 193-487= 39.6				
OPP	A -211-478= 44.1	H (PBA) -266-650 = 40.9				
Free-Throw Percentage by Site:						
NU	H (PBA) - 194-282 = 68.8	A --90-119= 75.6				
OPP	A --111-161= 68.9	H (PBA) --94-137= 68.6				
NU Average at home: 79.4 ppg (794)						
Opp. Average at home: 69.1 ppg (691)						
NU Average on Road/Neutral: 67.2 ppg (538)						
Opp. Average on Road/Neutral: 72.0 ppg (576)						

MISCELLANEOUS STREAKS

Biggest margin of victory	25, Marist (11/24/17)
Biggest margin of defeat	29, at Michigan State (12/3/17)
Largest deficit overcome in win	7, at Northwestern (1/2/18)
Largest halftime deficit overcome in win	5, at Northwestern (1/2/18)
Largest lead surrendered in loss	8, at Creighton (12/9/17)
Largest halftime lead surrendered in loss	5, at Creighton (12/9/17)
Largest lead at any time	30, Marist (11/24/17)
Largest deficit at any time	29, at Michigan State (12/3/17)
Largest runs without opponent scoring	18, North Texas (18:27-10:25, 1st)
Largest opponent run without NU scoring	19, UCF (13:04-6:29, 1st)



#0 DUBY OKEKE (NEB. HIGHS)

Points
Season: 4 vs. Minnesota (12/5/17)
Career: Same
Rebounds
Season: 5 vs. Boston College (11/29/17)
Career: Same
Field Goals
Season: 2 vs. Minnesota (12/5/17)
Career: Same
Field Goal Attempts
Season: 3 vs. Minnesota (12/5/17)
Career: Same
3-Point Field Goals
Season: N/A
Career: Same
3-Point Field Goal Attempts
Season: N/A
Career: Same
Free Throws
Season: 1 vs. N. Dakota (11/19/17); Delaware St (12/22/17)
Career: Same
Free Throw Attempts
Season: 2 three times, last vs. Delaware St. (12/22/17)
Career: Same
Assists
Season: 2 vs. Marist (11/24/17)
Career: Same
Steals
Season: 1 four times, last vs. Wisconsin (1/9/18)
Career: Same
Blocks
Season: 3 three times, last at Northwestern (1/2/18)
Career: Same
Minutes Played
Season: 16 vs. No. Texas (11/13/17); vs. Minnesota (12/5/17)
Career: Same

#3 MALCOLM LAWS (NEB. HIGHS)

Points
Season: N/A
Career: 2 at Michigan State (2/23/17)
Rebounds
Season: N/A
Career: 1 three times, last at Minnesota (3/2/17)
Field Goals
Season: N/A
Career: 1 at Michigan State (2/23/17)
Field Goal Attempts
Season: 3 vs. Marist (11/24/17)
Career: 2 three times, last vs. Michigan (3/5/17)
3-Point Field Goals
Season: N/A
Career: same
3-Point Field Goal Attempts
Season: 2 vs. Marist (11/24/17)
Career: 2 vs. Michigan (3/5/17); vs. Marist (11/24/17)
Free Throws
Season: N/A
Career: 1 vs. Mississippi Valley State (11/14/15)
Free Throw Attempts
Season: N/A
Career: 2 vs. Mississippi Valley State (11/14/15)
Assists
Season: N/A
Career: same
Steals
Season: N/A
Career: 1 at Rutgers (1/9/16); at Michigan State (2/23/17)
Blocks
Season: N/A
Career: same
Minutes Played
Season: 4 vs. Marist (11/24/17)
Career: 4 three times, last vs. Michigan (3/5/17)

#4 JOHNNY TRUEBLOOD

Points
Season: 1 vs. North Texas (11/13/17)
Career: 3 vs. Rutgers (2/6/16)
Rebounds
Season: 3 vs North Dakota (11/19/17)
Career: Same
Field Goals
Season: N/A
Career: 1 at Villanova (11/17/15); vs. Rutgers (2/6/16)
Field Goal Attempts
Season: N/A
Career: 2 vs. SE Louisiana (11/22/15)
3-Point Field Goals
Season: N/A
Career: 1 vs. Rutgers (2/6/16)
3-Point Field Goal Attempts
Season: N/A
Career: 1 vs. Rutgers (2/6/16); vs North Dakota (11/19/17)
Free Throws
Season: 1 vs. North Texas (11/13/17)
Career: 4 vs. SE Louisiana (11/22/15)
Free Throw Attempts
Season: 2 vs. North Texas (11/13/17)
Career: 4 vs. SE Louisiana (11/22/15)
Assists
Season: 1 vs. North Texas (11/13/17)
Career: 2 vs. MVSU (11/14/15); vs. Prairie View A&M (12/22/15)
Steals
Season: N/A
Career: same
Blocks
Season: none
Career: same
Minutes Played
Season: 3 vs. North Texas (11/13/17)
Career: 8 vs. SE Louisiana (11/22/15)

#5 GLYNN WATSON JR.

Points
Season: 29 vs. Minnesota (12/5/17)
Career: 34 vs. Iowa (1/5/17)
Rebounds
Season: 9 vs. Minnesota (12/5/17)
Career: Same
Field Goals
Season: 10 vs. LBSU (11/26/17)
Career: 11 vs. Iowa (1/5/17)
Field Goal Attempts
Season: 17 vs. UCF (11/23/17); vs. Minnesota (12/5/17)
Career: Same
3-Point Field Goals
Season: 2 four times, last at Purdue (1/6/18)
Career: 7 vs. Iowa (1/5/17)
3-Point Field Goal Attempts
Season: 7 vs. UCF (11/23/17)
Career: 8 vs. Iowa (1/5/17)
Free Throws
Season: 9 vs. Minnesota (12/5/17)
Career: same
Free Throw Attempts
Season: 10 vs. E. Illinois (11/11/17); vs. Minnesota (12/5/17)
Career: same
Assists
Season: 7 vs. UCF (11/23/17)
Career: 9 vs. Rutgers (2/6/16)
Steals
Season: 6 vs. LBSU (11/26/17)
Career: Same
Blocks
Season: 1 four times, last at Northwestern (1/2/18)
Career: 1 11 times, last at Northwestern (1/2/18)
Minutes Played
Season: 38 vs. UCF (11/23/17)
Career: 41 vs. Penn State (3/8/17)

#10 JACK MCVEIGH

Points
Season: 10 vs. North Texas (11/13/17)
Career: 21 vs. LA Tech (11/19/16); vs. Purdue (1/29/17)
Rebounds
Season: 6 vs. North Texas (11/13/17)
Career: 7 vs. Sac. St (11/13/16); at Northwestern (1/26/17)
Field Goals
Season: 4 vs. North Texas (11/13/17)
Career: 7 at Iowa (2/5/17)
Field Goal Attempts
Season: 7 vs. North Texas (11/13/17)
Career: 13 vs. South Dakota (12/3/16); at Iowa (2/5/17)
3-Point Field Goals
Season: 2 vs. Boston Col. (11/29/17); at Michigan St (12/3/17)
Career: 5 vs. Ohio State (2/20/16)
3-Point Field Goal Attempts
Season: 4 vs. Boston College (11/29/17)
Career: 10 vs. Ohio State (2/20/16)
Free Throws
Season: 1 vs. North Texas (11/13/17)
Career: 7 vs. Purdue (1/29/17)
Free Throw Attempts
Season: 1 vs. North Texas (11/13/17)
Career: 10 vs. Purdue (1/29/17)
Assists
Season: 1 vs North Dakota (11/19/17)
Career: 4 vs. Mary (11/15/16)
Steals
Season: 1 vs North Dakota (11/19/17); vs. LBSU (11/26/17)
Career: 3 vs. Delaware St. (11/19/15); vs. Gardner-Webb (12/18/16)
Blocks
Season: N/A
Career: 2 vs. Purdue (1/29/17)
Minutes Played
Season: 14 at Creighton (12/9/17)
Career: 36 vs. Creighton (12/7/2016)

#11 EVAN TAYLOR (NEB. HIGHS)

Points
Season: 16 vs. UTSA (12/20/17)
Career: Same
Rebounds
Season: 7 vs. Minnesota (12/5/17)
Career: 8 at Maryland (1/1/17); vs. Ohio State (1/18/17)
Field Goals
Season: 5 vs. Boston College (11/29/17)
Career: 6 vs. Penn State (3/8/17)
Field Goal Attempts
Season: 10 vs. Boston College (11/29/17)
Career: 11 vs. Penn State (3/8/17)
3-Point Field Goals
Season: 3 vs. Boston College (11/29/17)
Career: Same
3-Point Field Goal Attempts
Season: 4 at Creighton (12/9/17)
Career: Same
Free Throws
Season: 10 vs. North Texas (11/13/17)
Career: same
Free Throw Attempts
Season: 12 vs. North Texas (11/13/17)
Career: same
Assists
Season: 6 vs. LBSU (11/26/17)
Career: Same
Steals
Season: 4 vs. LBSU (11/26/17)
Career: 4 three times, last vs. LBSU (11/26/17)
Blocks
Season: 2 vs. LBSU (11/26/17); vs. Minnesota (12/5/17)
Career: Same
Minutes Played
Season: 34 at Creighton (12/9/17)
Career: 42 vs. Iowa (1/5/17)

#12 THOMAS ALLEN

Points
Season: 14 vs. Delaware St. (12/22/17)
Career: Same
Rebounds
Season: 4 vs. Stetson (12/29/17)
Career: Same
Field Goals
Season: 6 vs. Delaware St. (12/22/17)
Career: Same
Field Goal Attempts
Season: 11 vs. Delaware St. (12/22/17)
Career: Same
3-Point Field Goals
Season: 3 vs. Kansas (11/16/17)
Career: Same
3-Point Field Goal Attempts
Season: 6 vs. Delaware St. (12/22/17)
Career: Same
Free Throws
Season: 4 vs. North Texas (11/13/17)
Career: Same
Free Throw Attempts
Season: 6 vs. North Texas (11/13/17)
Career: Same
Assists
Season: 4 vs. Delaware St. (12/22/17)
Career: Same
Steals
Season: 2 vs. Delaware St. (12/22/17)
Career: Same
Blocks
Season: N/A
Career: Same
Minutes Played
Season: 26 vs. Delaware St. (12/22/17)
Career: Same

#13 ANTON GILL (NEB. HIGHS)

Points
Season: 21 vs. UTSA (12/20/17)
Career: Same
Rebounds
Season: 5 at Michigan State (12/3/17)
Career: 5 vs. UCLA (11/24/2016); at Michigan State (12/3/17)
Field Goals
Season: 6, four times, last vs. UTSA (12/20/17)
Career: same
Field Goal Attempts
Season: 11 vs. LBSU (11/26/17); vs. UTSA (12/20/17)
Career: Same
3-Point Field Goals
Season: 5 vs. Marist (11/24/17)
Career: same
3-Point Field Goal Attempts
Season: 8 vs. UTSA (12/20/17); vs. Stetson (12/29/17)
Career: Same
Free Throws
Season: 5 vs. UTSA (12/20/17)
Career: Same
Free Throw Attempts
Season: 5 vs. UTSA (12/20/17)
Career: Same
Assists
Season: 6 vs. Delaware St. (12/22/17)
Career: same
Steals
Season: 2 vs. Del. St. (12/22/17); at Northwestern (1/2/18)
Career: same
Blocks
Season: 1 vs. LBSU (11/26/17)
Career: Same
Minutes Played
Season: 29 vs. LBSU (11/26/17); vs. Stetson (12/29/17)
Career: Same

#14 ISAAC COPELAND (NEB HIGHS)

Points
Season: 30 vs North Dakota (11/19/17)
Career: Same

Rebounds
Season: 11 at Creighton (12/9/17)
Career: Same

Field Goals
Season: 3 vs North Dakota (11/19/17)
Career: Same

Field Goal Attempts
Season: 20 vs Stetson (12/29/17)
Career: Same

3-Point Field Goals
Season: 3 vs North Dakota (11/19/17)
Career: Same

3-Point Field Goal Attempts
Season: 5 at Creighton (12/9/17)
Career: Same

Free Throws
Season: 6 vs North Texas (11/13/17)
Career: Same

Free Throw Attempts
Season: 8 vs North Texas (11/13/17)
Career: Same

Assists
Season: 4 vs UTSA (12/20/17)
Career: Same

Steals
Season: 2 at St. John's (11/16/17); at Creighton (12/9/17)
Career: Same

Blocks
Season: 4 vs North Texas (11/13/17)
Career: Same

Minutes Played
Season: 37 at Creighton (12/9/17)
Career: Same

#15 ISAIAH ROBY

Points
Season: 11 three times, last vs North Dakota (11/19/17)
Career: same

Rebounds
Season: 13 vs. Eastern Illinois (11/11/17)
Career: same

Field Goals
Season: 4 four times, last vs. Kansas (12/16/17)
Career: 4 five times, last vs. Kansas (12/16/17)

Field Goal Attempts
Season: 9 vs. North Texas (11/13/17); vs. Kansas (12/16/17)
Career: 9 three times, last vs. Kansas (12/16/17)

3-Point Field Goals
Season: 2 at Michigan State (12/3/17); at Creighton (12/9/17)
Career: Same

3-Point Field Goal Attempts
Season: 3 at Creighton (12/9/17)
Career: 3 vs. Creighton (12/7/2016); at Creighton (12/9/17)

Free Throws
Season: 6 vs. UTSA (12/20/17)
Career: same

Free Throw Attempts
Season: 8 vs. UTSA (12/20/17)
Career: same

Assists
Season: 4 vs N. Dakota (11/19/17); vs. Delaware St. (12/22/17)
Career: same

Steals
Season: 3 at Purdue (1/6/18)
Career: 3 at Maryland (1/1/17); at Purdue (1/6/18)

Blocks
Season: 6 vs. Eastern Illinois (11/11/17)
Career: same

Minutes Played
Season: 30 last vs. Kansas (12/16/17)
Career: 29 at Michigan (1/14/17); vs. Ohio State (1/18/17)

#20 TANNER BORCHARDT

Points
Season: 8 vs. Stetson (12/29/17)
Career: Same

Rebounds
Season: 10 vs. Stetson (12/29/17)
Career: same

Field Goals
Season: 2 vs. Stetson (12/29/17)
Career: 2 vs. MVSU (11/14/15); vs. Stetson (12/29/17)

Field Goal Attempts
Season: 3 vs. Stetson (12/29/17)
Career: Same

3-Point Field Goals
Season: N/A
Career: same

3-Point Field Goal Attempts
Season: N/A
Career: same

Free Throws
Season: 4 vs. Stetson (12/29/17)
Career: same

Free Throw Attempts
Season: 5 vs. Stetson (12/29/17)
Career: same

Assists
Season: 1 at Michigan State (12/3/17)
Career: same

Steals
Season: 1 vs. LBSU (11/26/17); at Purdue (1/6/18)
Career: same

Blocks
Season: 2 vs. Stetson (12/29/17); at Northwestern (1/2/18)
Career: same

Minutes Played
Season: 14 vs. Stetson (12/29/17)
Career: Same

#24 JAMES PALMER JR. (NEB. HIGHS)

Points
Season: 25 vs. UTSA (12/20/17)
Career: Same

Rebounds
Season: 8 vs. Kansas (12/16/17)
Career: Same

Field Goals
Season: 8 vs. UCF (11/23/17)
Career: Same

Field Goal Attempts
Season: 14 vs. Eastern Illinois (11/11/17)
Career: Same

3-Point Field Goals
Season: 2 six times, last vs. UTSA (12/20/17)
Career: Same

3-Point Field Goal Attempts
Season: 5 five times, last vs. Stetson (12/29/17)
Career: Same

Free Throws
Season: 13 vs. UTSA (12/20/17)
Career: Same

Free Throw Attempts
Season: 17 vs. UTSA (12/20/17)
Career: Same

Assists
Season: 5 vs. LBSU (11/26/17)
Career: Same

Steals
Season: 5 vs. Boston College (11/29/17)
Career: Same

Blocks
Season: 2 vs. UCF (11/23/17); vs. Wisconsin (1/9/18)
Career: Same

Minutes Played
Season: 36 vs. E. Illinois (11/11/17); at Purdue (1/6/18)
Career: Same

#25 NANA AKENTEN

Points
Season: 3 vs. Marist (11/24/17); vs. Delaware St. (12/22/17)
Career: Same

Rebounds
Season: 1 at St. John's (11/16/17); vs. Marist (11/24/17)
Career: Same

Field Goals
Season: 1 vs. Marist (11/24/17); vs. Delaware St. (12/22/17)
Career: Same

Field Goal Attempts
Season: 3 vs. Marist (11/24/17)
Career: Same

3-Point Field Goals
Season: 1 vs. Marist (11/24/17); vs. Delaware St. (12/22/17)
Career: Same

3-Point Field Goal Attempts
Season: 3 vs. Marist (11/24/17)
Career: Same

Free Throws
Season: N/A
Career: Same

Free Throw Attempts
Season: N/A
Career: Same

Assists
Season: N/A
Career: Same

Steals
Season: N/A
Career: Same

Blocks
Season: N/A
Career: Same

Minutes Played
Season: 6 at Michigan State (12/3/17)
Career: Same

#32 JORDY TSHIMANGA

Points
Season: 9 vs. Wisconsin (1/9/18)
Career: 15 vs. Michigan State (2/2/17)

Rebounds
Season: 11 vs. Eastern Illinois (11/11/17)
Career: same

Field Goals
Season: 3 three times, last vs. Wisconsin (1/9/18)
Career: 6 vs. Penn State (2/14/17)

Field Goal Attempts
Season: 6 vs. UCF (11/23/17); at Michigan State (12/3/17)
Career: 8 vs. Wisconsin (2/9/17)

3-Point Field Goals
Season: N/A
Career: Same

3-Point Field Goal Attempts
Season: N/A
Career: Same

Free Throws
Season: 3 vs. Wisconsin (1/9/18)
Career: 5 vs. Michigan State (2/2/17)

Free Throw Attempts
Season: 5 vs. Wisconsin (1/9/18)
Career: 7 at Kansas (12/10/16)

Assists
Season: 3 vs. Boston College (11/29/17)
Career: Same

Steals
Season: 1 three times, last at Northwestern (1/2/18)
Career: 2 three times, last vs. Penn State (3/8/17)

Blocks
Season: 2 vs. LBSU (11/26/17)
Career: 2 three times, last vs. LBSU (11/26/17)

Minutes Played
Season: 25 vs. Boston College (11/29/17)
Career: Same

#33 JUSTIN COSTELLO

Points
Season: N/A
Career: Same

Rebounds
Season: N/A
Career: Same

Field Goals
Season: N/A
Career: Same

Field Goal Attempts
Season: N/A
Career: Same

3-Point Field Goals
Season: N/A
Career: Same

3-Point Field Goal Attempts
Season: N/A
Career: Same

Free Throws
Season: N/A
Career: Same

Free Throw Attempts
Season: N/A
Career: Same

Assists
Season: N/A
Career: Same

Steals
Season: N/A
Career: Same

Blocks
Season: N/A
Career: Same

Minutes Played
Season: N/A
Career: Same

#34 THORIR THORBJARNSON

Points
Season: 6 vs. Delaware St. (12/22/17)
Career: Same

Rebounds
Season: 1 vs. Marist (11/24/17); at Michigan State (12/3/17)
Career: Same

Field Goals
Season: 2 vs. Delaware St. (12/22/17)
Career: Same

Field Goal Attempts
Season: 3 vs. Delaware St. (12/22/17)
Career: Same

3-Point Field Goals
Season: 2 vs. Delaware St. (12/22/17)
Career: Same

3-Point Field Goal Attempts
Season: 3 vs. Delaware St. (12/22/17)
Career: Same

Free Throws
Season: N/A
Career: Same

Free Throw Attempts
Season: N/A
Career: Same

Assists
Season: 1 vs. Marist (11/24/17); vs. Delaware St. (12/22/17)
Career: Same

Steals
Season: 1 vs. Marist (11/24/17)
Career: Same

Blocks
Season: N/A
Career: Same

Minutes Played
Season: 4 vs. N. Texas (11/13/17); vs. Delaware St. (12/22/17)
Career: Same



#0 DUBY OKEKE | 6-8 | 247 | Sr. | C | Jonesboro, Ga.

CAREER STATS

Year	GP	GS	Min	Avg	Total			3-PTS			FT			Rebounds				PF	FO	Ast	TO	Blk	Stl	Pts	Avg
					FG	FGA	Pct	3FG	3FGA	Pct	FT	FTA	Pct	Off	Def	Tot	Avg								
2014-15*	32	2	439	13.7	57	82	.695	0	0	.000	28	51	.549	46	42	88	2.8	72	4	6	34	46	6	142	4.4
2015-16*	29	0	498	17.2	57	89	.640	0	0	.000	29	59	.492	49	90	139	4.8	70	2	5	31	72	8	143	4.9
2016-17*	33	24	461	14.0	45	74	.608	0	0	.000	15	56	.268	51	77	128	3.9	90	1	3	39	47	4	105	3.2
2017-18	18	0	152	8.4	7	16	.438	0	0	.000	2	7	.286	20	19	39	2.2	30	0	2	12	19	5	16	0.9
TOTAL	18	0	152	8.4	7	16	.438	0	0	.000	2	7	.286	20	19	39	2.2	30	0	2	12	19	5	16	0.9
All*	112	26	1550	13.8	166	261	.636	0	0	.000	74	173	.428	166	228	394	3.5	262	7	16	116	184	23	406	3.6

* Statistics from Winthrop

2017-18 GAME-BY-GAME

Opponent	Date	GS	Min	TOTAL			3-PTS			FT			REBOUNDS				PF	FO	A	TO	Blk	Stl	Pts	Avg
				FG	FGA	Pct	3FG	3FGA	Pct	FT	FTA	Pct	Off	Def	Tot	Avg								
Eastern Illinois	11/11/17	3	0	1	.000	0	0	.000	0	0	.000	0	0	0	0	0	0	0	0	0	0	0	0.0	
North Texas	11/13/17	16	1	2	.500	0	0	.000	0	0	.000	1	2	3	1.5	2	0	0	2	3	0	2	1.0	
at St. John's	11/16/17	9	1	1	1.000	0	0	.000	0	0	.000	0	1	1	1.3	0	0	0	0	1	0	2	1.3	
North Dakota	11/19/17	13	1	1	1.000	0	0	.000	1	2	.500	1	3	4	2.0	3	0	0	2	2	1	3	1.8	
vs. UCF	11/23/17	4	0	1	.000	0	0	.000	0	0	.000	2	0	2	2.0	3	0	0	0	1	0	0	1.4	
vs. Marist	11/24/17	11	0	0	.000	0	0	.000	0	0	.000	0	1	1	1.8	2	0	2	1	1	1	0	1.2	
vs. Long Beach State	11/26/17	4	0	2	.000	0	0	.000	0	0	.000	4	0	4	2.1	4	0	0	1	0	1	0	1.0	
Boston College	11/29/17	12	0	0	.000	0	0	.000	0	0	.000	1	4	5	2.5	2	0	0	0	2	0	0	0.9	
at No. 3 Michigan State	12/3/17	10	0	2	.000	0	0	.000	0	0	.000	1	2	3	2.6	4	0	0	1	0	0	0	0.8	
No. 14 Minnesota	12/5/17	16	2	3	.667	0	0	.000	0	2	.000	1	2	3	2.6	2	0	0	1	3	0	4	1.1	
at Creighton	12/9/17	8	0	0	.000	0	0	.000	0	0	.000	0	0	0	2.4	1	0	0	0	0	0	0	1.0	
No. 13 Kansas	12/16/17	7	0	0	.000	0	0	.000	0	0	.000	1	0	1	2.3	1	0	0	1	2	0	0	0.9	
UTSA	12/20/17	2	0	0	.000	0	0	.000	0	0	.000	1	0	1	2.2	1	0	0	0	0	0	0	0.8	
Delaware State	12/22/17	10	0	0	.000	0	0	.000	1	2	.500	2	1	3	2.2	0	0	0	1	0	0	1	0.9	
Stetson	12/29/17	5	0	0	.000	0	0	.000	0	1	.000	0	1	1	2.1	0	0	0	0	1	0	0	0.8	
at Northwestern	1/2/18	10	1	1	1.000	0	0	.000	0	0	.000	2	1	3	2.2	1	0	0	1	3	0	2	0.9	
at No. 13 Purdue	1/6/18	7	1	1	1.000	0	0	.000	0	0	.000	3	1	4	2.3	4	0	0	1	0	1	2	0.9	
Wisconsin	1/9/18	5	0	1	.000	0	0	.000	0	0	.000	0	0	0	2.2	0	0	0	0	0	1	0	0.9	
Totals		0	152	7	16	.438	0	0	.000	2	7	.286	20	19	39	2.2	30	0	2	12	19	5	16	0.9

NOTING OKEKE

- Senior who joined the Huskers as a graduate transfer over the summer
- Athletic forward with a 7-foot-5 wing span and is a rim protector and rebounder
- Had two points, three rebounds and three blocked shots in 10 minutes in the win at Northwestern
- Had three boards and a point in 10 minutes vs. Delaware State
- Played a strong game vs. No. 14 Minnesota, finishing with four points, three boards and three blocks in 16 minutes
- Played a key role in the win over Boston College with a season-high five boards and two blocks in 12 minutes of work
- Grabbed four rebounds and a steal in just four minutes vs. Long Beach State, as he battled foul trouble
- Blocked three shots and grabbed three rebounds in 16 minutes against North Texas
- Had two points, a rebound and a blocked shot in nine minutes at St. John's
- Had three points, four rebounds and a pair of blocked shots in 13 minutes off the bench vs. North Dakota
- Played three seasons at Winthrop, finishing as the school's all-time leader in blocked shots (165)
- Helped Winthrop to an NCAA Tournament appearance in 2017, starting 24 games and averaging 3.2 points, 3.9 rebounds and 1.6 blocks per game, ranking fourth in the Big South in blocked shots
- Led the Big South in blocks in 2015-16 with 2.5 per game to rank 20th nationally, as he set a school mark with 72 blocks

MISC. STATS

Category	2017-18	Career
Double-Figure Scoring	0	7
Double-Figure Rebounding	0	3
Double-Figure Assists	0	0
Double-Doubles	0	0
3+ Blocks	3	29
Led NU in Scoring	0	0
Led NU in Rebounding	0	0
Led NU in Assists	0	0
20+ Point Games	0	0
30+ Point Games	0	0

TOP PERFORMANCES OF 2017-18

Category	No.	Opponent (Date)
Points	4	Minnesota (12/5)
	3	North Dakota (11/19)
	2	at Purdue (1/6)
	2	North Texas (11/13)
	2	at St. John's (11/16)
Rebounds	5	Boston College (11/29)
	4	at Purdue (1/6)
	4	vs. Long Beach State (11/26)
	4	North Dakota (11/19)
Blocks	3	North Texas (11/13)
	3	Minnesota (12/5)
	3	at Northwestern (1/2)
	2	Boston College (11/29)
	2	North Dakota (11/19)



#3 MALCOLM LAWS | 6-1 | 191 | Sr. | G | Orlando, Fla.

CAREER STATS

Year	GP	GS	Min	Avg	Total			3-PTS			FT			Rebounds				PF	FO	Ast	TO	Blk	Stl	Pts	Avg
					FG	FGA	Pct	3FG	3FGA	Pct	FT	FTA	Pct	Off	Def	Tot	Avg								
2014-15*	4	0	11	2.8	2	4	.500	1	3	.333	1	2	.500	2	1	3	0.8	1	0	0	1	0	0	6	1.5
2015-16	6	0	19	3.2	0	3	.000	0	1	.000	1	2	.500	0	2	2	0.3	4	0	0	0	0	1	1	0.2
2016-17	5	0	11	2.2	1	6	.167	0	1	.000	0	3	.000	0	1	1	0.2	0	0	0	0	0	1	2	0.4
2017-18	5	0	11	2.2	0	5	.000	0	2	.000	0	0	.000	0	0	0	0.0	0	0	0	1	0	0	0	0.0
TOTAL	16	0	41	2.6	1	14	.071	0	4	.000	1	5	.200	0	3	3	0.2	4	0	0	1	0	2	3	0.2
<i>All*</i>	<i>20</i>	<i>0</i>	<i>52</i>	<i>2.6</i>	<i>3</i>	<i>18</i>	<i>.167</i>	<i>1</i>	<i>7</i>	<i>.143</i>	<i>2</i>	<i>7</i>	<i>.286</i>	<i>2</i>	<i>4</i>	<i>6</i>	<i>0.3</i>	<i>5</i>	<i>0</i>	<i>0</i>	<i>2</i>	<i>0</i>	<i>2</i>	<i>9</i>	<i>0.5</i>

* Statistics from Florida Atlantic

2017-18 GAME-BY-GAME

Opponent	Date	GS	Min	TOTAL			3-PTS			FT			REBOUNDS				PF	FO	A	TO	Blk	Stl	Pts	Avg
				FG	FGA	Pct	3FG	3FGA	Pct	FT	FTA	Pct	Off	Def	Tot	Avg								
Eastern Illinois	11/11/17		DNP																					
North Texas	11/13/17	3	0	1	.000	0	0	.000	0	0	.000	0	0	0	0.0	0	0	0	0	0	0	0	0.0	
at St. John's	11/16/17	1	0	1	.000	0	0	.000	0	0	.000	0	0	0	0.0	0	0	0	0	0	0	0	0.0	
North Dakota	11/19/17	1	0	0	.000	0	0	.000	0	0	.000	0	0	0	0.0	0	0	0	0	0	0	0	0.0	
vs. UCF	11/23/17		DNP																					
vs. Marist	11/24/17	4	0	3	.000	0	2	.000	0	0	.000	0	0	0	0.0	0	0	0	0	0	0	0	0.0	
vs. Long Beach State	11/26/17		DNP																					
Boston College	11/29/17		DNP																					
at No. 3 Michigan State	12/3/17		DNP																					
No. 14 Minnesota	12/5/17		DNP																					
at Creighton	12/9/17		DNP																					
No. 13 Kansas	12/16/17		DNP																					
UTSA	12/20/17		DNP																					
Delaware State	12/22/17	2	0	0	.000	0	0	.000	0	0	.000	0	0	0	0.0	0	0	0	1	0	0	0	0.0	
Stetson	12/29/17		DNP																					
at Northwestern	1/2/18		DNP																					
at No. 13 Purdue	1/6/18		DNP																					
Wisconsin	1/9/18		DNP																					
Totals		0	11	0	5	.000	0	2	.000	0	0	.000	0	0	0	0.0	0	0	0	1	0	0	0	0.0

NOTING LAWS

- Senior walk-on who is in his third season in the program
- Returned to his hometown at the AdvoCare Invitational and played the final four minutes vs. Marist, going 0-of-3 from the floor
- Played the final three minutes against North Texas and the final minute at St. John's and against North Dakota
- Appeared in five games in 2016-17, totaling two points and a rebound in 11 minutes of work
- Walk-on who appeared in 10 games in 2015-16
- Spent his freshman year at Florida Atlantic, where he played in four games in 2014-15
- Was a part of three state championship teams in high school (2 at Lake Highland Prep and one at Winter Park High School) and was a teammate of Austin Rivers at Winter Park High School

MISC. STATS

Category	2017-18	Career
Double-Figure Scoring	0	0
Double-Figure Rebounding	0	0
Double-Figure Assists	0	0
Double-Doubles	0	0
Led NU in Scoring	0	0
Led NU in Rebounding	0	0
Led NU in Assists	0	0
20+ Point Games	0	0
30+ Point Games	0	0

TOP PERFORMANCES OF 2017-18

Category	No.	Opponent (Date)
Points	N/A	
Rebounds	N/A	
Blocks	N/A	



#4 JOHNNY TRUEBLOOD | 6-3 | 193 | So. | G | Omaha, Neb.

CAREER STATS

Year	GP	GS	Min	Avg	Total					Rebounds					PF	FO	Ast	TO	Blk	Stl	Pts	Avg			
					FG	FGA	Pct	3FG	3FGA	Pct	FT	FTA	Pct	Off									Def	Tot	Avg
2015-16	10	0	28	2.8	2	5	.400	1	1	1.000	3	6	.500	0	2	2	0.2	0	0	4	1	0	1	8	0.8
2017-18	4	0	8	2.0	0	1	.000	0	0	.000	1	3	.333	0	3	3	0.8	1	0	1	3	0	0	1	0.3
TOTAL	14	0	36	2.6	2	6	.333	1	1	1.000	4	9	.444	0	5	5	0.4	1	0	5	4	0	1	9	0.6

2017-18 GAME-BY-GAME

Opponent	Date	GS	Min	TOTAL			3-PTS			REBOUNDS			PF	FO	A	TO	Blk	Stl	Pts	Avg				
				FG	FGA	Pct	3FG	FGA	Pct	FT	FTA	Pct									Off	Def	Tot	Avg
Eastern Illinois	11/11/17		DNP																					
North Texas	11/13/17	3		0	0	.000	0	0	.000	1	2	.500	0	0	0	0.0	1	0	1	0	0	1	1.0	
at St. John's	11/16/17		DNP																					
North Dakota	11/19/17	2		0	1	.000	0	0	.000	0	0	.000	0	3	3	1.5	0	0	0	0	0	0	0.5	
vs. UCF	11/23/17		DNP																					
vs. Marist	11/24/17	1		0	0	.000	0	0	.000	0	0	.000	0	0	0	1.0	0	0	0	1	0	0	0.3	
vs. Long Beach State	11/26/17		DNP																					
Boston College	11/29/17		DNP																					
at No. 3 Michigan State	12/3/17		DNP																					
No. 14 Minnesota	12/5/17		DNP																					
at Creighton	12/9/17		DNP																					
No. 13 Kansas	12/16/17		DNP																					
UTSA	12/20/17		DNP																					
Delaware State	12/22/17	2		0	0	.000	0	0	.000	0	1	.000	0	0	0	0.8	0	0	0	2	0	0	0	0.3
Stetson	12/29/17		DNP																					
at Northwestern	1/2/18		DNP																					
at No. 13 Purdue	1/6/18		DNP																					
Wisconsin	1/9/18		DNP																					
Totals		0	8	0	1	.000	0	0	.000	1	3	.333	0	3	3	0.8	1	0	1	3	0	0	1	0.3

NOTING TRUEBLOOD


- Walk-on who returned to the team in 2017-18 after not playing last year
- Made his first appearance in nearly a month vs. Delaware State, playing the final two minutes in the win
- Played three minutes against North Texas, dishing out an assist and going 1-of-2 at the foul line
- Had three rebounds in two minutes off the bench against North Dakota
- Played in 10 games as a true freshman, totaling eight points and four assists in 28 minutes of action
- Attended Elkhorn South High School and led the school to a Class B (2nd-largest class) state title in 2015, as he earned first-team all-state honors by averaging 23.0 points, 5.1 rebounds and 3.4 assists per game

MISC. STATS

Category	2017-18	Career
Double-Figure Scoring	0	0
Double-Figure Rebounding	0	0
Double-Figure Assists	0	0
Double-Doubles	0	0
Led NU in Scoring	0	0
Led NU in Rebounding	0	0
Led NU in Assists	0	0
20+ Point Games	0	0
30+ Point Games	0	0

TOP PERFORMANCES OF 2017-18

Category	No.	Opponent (Date)
Points	1	North Texas (11/13)
Rebounds	3	North Dakota (11/19)
Assists	1	North Texas (11/13)



#5 GLYNN WATSON JR. | 6-0 | 173 | Jr. | G | Bellwood, Ill.

CAREER STATS

Year	GP	GS	Min	Avg	Total					Rebounds				PF	FO	Ast	TO	Blk	Stl	Pts	Avg				
					FG	FGA	Pct	3FG	3FGA	Pct	FT	FTA	Pct									Off	Def	Tot	Avg
2015-16	34	16	826	24.3	115	296	.389	20	75	.267	42	53	.792	8	55	63	1.9	73	1	83	35	3	40	292	8.6
2016-17	31	29	979	31.6	144	345	.417	48	121	.397	68	84	.810	16	77	93	3.0	91	3	81	48	4	50	404	13.0
2017-18	18	18	513	28.5	74	195	.379	20	68	.294	41	56	.732	14	50	64	3.6	43	1	60	30	4	29	209	11.6
TOTAL	83	63	2318	27.9	333	836	.398	88	264	.333	151	193	.782	38	182	220	2.7	207	5	224	113	11	119	905	10.9

2017-18 GAME-BY-GAME

Opponent	Date	GS	Min	TOTAL			3-PTS			FT			REBOUNDS				PF	FO	A	TO	Blk	Stl	Pts	Avg	
				FG	FGA	Pct	3FG	3FGA	Pct	FT	FTA	Pct	Off	Def	Tot	Avg									
Eastern Illinois	11/11/17	*	34	6	14	.429	1	4	.250	8	10	.800	0	1	1	1.0	2	0	3	2	1	1	21	21.0	
North Texas	11/13/17	*	29	5	10	.500	1	4	.250	4	6	.667	0	4	4	2.5	3	0	2	1	0	2	15	18.0	
at St. John's	11/16/17	*	25	1	9	.111	1	5	.200	2	4	.500	0	1	1	2.0	4	0	0	2	0	0	5	13.7	
North Dakota	11/19/17	*	29	6	12	.500	1	3	.333	0	0	.000	2	3	5	2.8	3	0	3	3	0	1	13	13.5	
vs. UCF	11/23/17	*	38	5	17	.294	1	7	.143	0	0	.000	1	3	4	3.0	3	0	7	1	1	4	11	13.0	
vs. Marist	11/24/17	*	23	4	8	.500	1	2	.500	0	0	.000	2	3	5	3.3	2	0	5	0	0	1	9	12.3	
vs. Long Beach State	11/26/17	*	31	10	14	.714	2	3	.667	4	4	1.000	1	0	1	3.0	1	0	5	2	1	6	26	14.3	
Boston College	11/29/17	*	30	4	10	.400	1	4	.250	1	2	.500	1	2	3	3.0	1	0	6	0	0	2	10	13.8	
at No. 3 Michigan State	12/3/17	*	29	2	11	.182	2	3	.667	0	0	.000	1	2	3	3.0	1	0	2	2	0	0	6	12.9	
No. 14 Minnesota	12/5/17	*	32	9	17	.529	2	6	.333	9	10	.900	2	7	9	3.6	3	0	2	2	0	3	29	14.5	
at Creighton	12/9/17	*	30	4	14	.286	0	5	.000	0	0	.000	1	2	3	3.5	5	1	5	1	0	2	8	13.9	
No. 13 Kansas	12/16/17	*	24	5	10	.500	1	2	.500	0	0	.000	0	1	1	3.3	3	0	3	2	0	0	11	13.7	
UTSA	12/20/17	*	22	5	13	.385	2	3	.667	1	4	.250	1	0	1	3.2	4	0	2	0	0	1	13	13.6	
Delaware State	12/22/17	*	15	1	3	.333	0	2	.000	0	0	.000	1	1	2	3.1	0	0	3	3	0	3	2	12.8	
Stetson	12/29/17	*	24	0	3	.000	0	2	.000	1	2	.500	0	4	4	3.1	3	0	1	1	0	0	1	12.0	
at Northwestern	1/2/18	*	35	5	14	.357	2	5	.400	7	8	.875	0	6	6	3.3	2	0	6	2	1	2	19	12.4	
at No. 13 Purdue	1/6/18	*	35	2	10	.200	2	6	.333	1	2	.500	0	6	6	3.5	1	0	2	3	0	1	7	12.1	
Wisconsin	1/9/18	*	28	0	6	.000	0	2	.000	3	4	.750	1	4	5	3.6	2	0	3	3	0	0	3	11.6	
Totals			18	513	74	195	.379	20	68	.294	41	56	.732	14	50	64	3.6	43	1	60	30	4	29	209	11.6

NOTING WATSON


- Third-year starter who has played in every game in his Husker career in the backcourt
- Totaled seven points and six rebounds in the loss at No. 13 Purdue
- Shined in the win over Northwestern with a game-high 19 points, six rebounds and six assists as Nebraska rallied from seven down in the second half
- Finished with 13 points and two assists vs. UTSA as he battled foul trouble
- Had eight points, five assists and two steals before fouling out against Creighton
- Scored a season-high 29 points, grabbed a career high nine rebounds and had three steals vs. No. 14 Minnesota
- Had 10 points, six assists and two steals in the win over Boston College
- Averaged 15.3 points on 49 percent shooting along with 5.7 assists, 3.7 steals and 3.3 rebounds per game at the AdvoCare Invitational
- Scored a season-high 26 points on 10-of-14 shooting and added a career-high six steals and five assists vs. LBSU
- Totaled 11 points and seven assists against UCF
- Posted his eighth career 20-point game with 21 points and three assists vs. Eastern Illinois, going 8-of-10 from the line
- Totaled 15 points and four boards in 29 minutes against North Texas
- Totaled 13 points, five rebounds and three assists in the win over North Dakota
- Started 29 games as a sophomore, averaging 13.0 points, 3.0 rebounds, 2.6 assists and 1.6 steals per game, ranking 18th in the Big Ten in scoring and third in steals
- Reached double figures 21 times as a sophomore, including seven 20-point efforts
- Carried the Huskers with a career-high 34-point effort against Iowa on Jan. 5. In that game, Watson went 11-of-18 from the field, including a blistering 7-of-8 shooting from 3-point range. His seven 3-pointers was one off NU's single game record, while his .875 percentage was the fourth-highest total in school history.
- Scored 27 points on 10-of-18 shooting against No. 14 UCLA, scoring 21 of his 27 points in the second half
- Played in all 34 games in 2015-16, averaging 8.6 points, 2.4 assists and 1.2 steals per game, as he ranked among NU's freshmen list in points (292, eighth), assists (83, fifth), steals (40, fifth) and field goals (115, sixth)
- Consensus top-100 recruit who averaged 15.5 points, 4.3 rebounds, 4.0 assists and 3.0 steals per game during his senior season to lead St. Joseph to a state title for legendary coach Gene Pingatore

MISC. STATS

Category	2017-18	Career
Double-Figure Scoring	10	46
Double-Figure Rebounding	0	0
Double-Figure Assists	0	0
Double-Doubles	0	0
Led NU in Scoring	4	15
Led NU in Rebounding	1	1
Led NU in Assists	8	30
20+ Point Games	3	10
30+ Point Games	0	1

TOP PERFORMANCES OF 2017-18

Category	No.	Opponent (Date)
Points	29	Minnesota (12/5)
	26	vs. Long Beach State (11/26)
	21	Eastern Illinois (11/11)
Rebounds	9	Minnesota (12/5)
	6	at Northwestern (1/2)
	6	at Purdue (1/6)
Assists	7	vs. UCF (11/23)
	6	at Northwestern (1/2)
	6	Boston College (11/29)



#10 JACK MCVEIGH | 6-8 | 215 | Jr. | F | Cabarita Beach, NSW, Australia

CAREER STATS

Year	GP	GS	Min	Avg	Total			3FG			3FGA			Pct			Rebounds				PF	FO	Ast	TO	Blk	Stl	Pts	Avg
					FG	FGA	Pct	3FG	3FGA	Pct	FT	FTA	Pct	Off	Def	Tot	Avg											
2015-16	34	4	577	17.0	55	157	.350	34	100	.340	20	29	.690	24	66	90	2.6	45	0	35	27	5	14	164	4.8			
2016-17	30	11	688	22.9	73	196	.372	47	139	.338	32	41	.780	14	62	76	2.5	27	0	19	21	8	16	225	7.5			
2017-18	12	0	83	6.9	10	28	.357	6	17	.353	1	1	1.000	4	9	13	1.1	8	0	2	5	0	4	27	2.3			
TOTAL	76	15	1348	17.7	138	381	.362	87	256	.340	53	71	.746	42	137	179	2.4	80	0	56	53	13	34	416	5.5			

2017-18 GAME-BY-GAME

Opponent	Date	GS	Min	TOTAL			3-PTS			REBOUNDS			PF	FO	A	TO	Blk	Stl	Pts	Avg					
				FG	FGA	Pct	3FG	3FGA	Pct	FT	FTA	Pct									Off	Def	Tot	Avg	
Eastern Illinois	11/11/17		12	0	1	.000	0	1	.000	0	0	.000	1	1	2	2.0	2	0	0	0	0	0.0			
North Texas	11/13/17		12	4	7	.571	1	2	.500	1	1	1.000	2	4	6	4.0	0	0	0	0	10	5.0			
at St. John's	11/16/17		4	0	1	.000	0	1	.000	0	0	.000	0	0	0	2.7	2	0	0	0	0	3.3			
North Dakota	11/19/17		10	0	2	.000	0	2	.000	0	0	.000	0	1	1	2.3	1	0	1	1	0	2.5			
vs. UCF	11/23/17		3	0	1	.000	0	1	.000	0	0	.000	1	0	1	2.0	0	0	0	0	0	2.0			
vs. Marist	11/24/17		3	0	0	.000	0	0	.000	0	0	.000	0	0	0	1.7	0	0	0	0	0	1.7			
vs. Long Beach State	11/26/17		3	1	2	.500	0	0	.000	0	0	.000	0	0	1.4	1	0	0	1	0	1	2	1.7		
Boston College	11/29/17		8	2	5	.400	2	4	.500	0	0	.000	0	0	1.3	1	0	0	1	0	0	6	2.3		
at No. 3 Michigan State	12/3/17		5	2	4	.500	2	3	.667	0	0	.000	0	1	1	1.2	0	0	0	0	0	6	2.7		
No. 14 Minnesota	12/5/17		DNP																						
at Creighton	12/9/17		14	0	1	.000	0	0	.000	0	0	.000	0	1	1	1.2	1	0	1	0	0	2	0	2.4	
No. 13 Kansas	12/16/17		DNP																						
UTSA	12/20/17		4	1	2	.500	1	2	.500	0	0	.000	0	0	0	1.1	0	0	0	0	0	3	2.5		
Delaware State	12/22/17		5	0	2	.000	0	1	.000	0	0	.000	0	1	1	1.1	0	0	0	0	0	0	0	2.3	
Stetson	12/29/17		DNP																						
at Northwestern	1/2/18		DNP																						
at No. 13 Purdue	1/6/18		DNP																						
Wisconsin	1/9/18		DNP																						
Totals			0	83	10	28	.357	6	17	.353	1	1	1.000	4	9	13	1.1	8	0	2	5	0	4	27	2.3

NOTING MCVEIGH

- Forward who can play both forward spots and possesses a high basketball IQ and great shooting ability
- Saw limited duty vs. USTA, but hit a 3-pointer midway through the second half to keep NU in front
- Had two steals in a season-high 14 minutes at Creighton
- Hit a pair of 3-pointers in five minutes of work at No. 3 Michigan State
- Provided a spark off the bench against Boston College with six points in eight minutes in the win over the Eagles
- Totaled 10 points and six rebounds in 12 minutes against North Texas
- Battled foul trouble and played just four minutes vs. St. John's
- Had an assist and a steal in 10 minutes against North Dakota
- Played for the Australian National Team in the World University Games in 2017, as Australia was the only team to defeat eventual gold medalist Lithuania
 - Averaged 9.4 ppg on 59 percent shooting at the World University Games, including 42 percent from 3-point range
 - Was one of the Big Ten's best sixth men in conference play in 2016-17, averaging 8.1 ppg while shooting 37 percent from 3-point range
 - Came off the bench and matched his career high with 21 points vs. No. 20 Purdue, going 7-of-12 from the field including 4-of-6 from 3-point range, and 7-of-10 from the line. He also added three rebounds and a pair of blocked shots in the win
 - Keyed the win over Louisiana Tech by scoring 16 of his career-high 21 points in the second half, as he went 4-of-6 from 3-point range and added five rebounds and a pair of steals
 - Played in all 34 games, including four starts as a freshman in 2015-16, averaging 4.8 points and 2.6 rebounds per game while his 34 3-pointers were eighth on NU's all-time freshman list

MISC. STATS

Category	2017-18	Career
Double-Figure Scoring	1	12
Double-Figure Rebounding	0	0
Double-Figure Assists	0	0
Double-Doubles	0	0
Led NU in Scoring	0	7
Led NU in Rebounding	0	2
Led NU in Assists	0	1
20+ Point Games	0	2
30+ Point Games	0	0

TOP PERFORMANCES OF 2017-18

Category	No.	Opponent (Date)
Points	10	North Texas (11/13)
	6	Boston College (11/29)
	6	at Michigan State (12/3)
Rebounds	6	North Texas (11/13)
	2	Eastern Illinois (11/11)
Assists	1	North Dakota (11/19)



#11 EVAN TAYLOR | 6-5 | 209 | Sr. | G | Cincinnati, Ohio

CAREER STATS

Year	GP	GS	Min	Avg	Total			3FG			FTA			Rebounds				PF	FO	Ast	TO	Blk	Stl	Pts	Avg
					FG	FGA	Pct	3FG	3FGA	Pct	FT	FTA	Pct	Off	Def	Tot	Avg								
2014-15*	31	15	693	22.4	74	190	.389	14	41	.341	36	58	.621	23	80	103	3.3	57	0	37	47	7	33	198	6.4
2016-17	31	21	755	24.4	64	155	.413	6	25	.240	27	37	.730	17	72	89	2.9	54	3	37	37	3	28	161	5.2
2017-18	18	18	502	27.9	44	98	.449	13	25	.520	36	49	.735	13	44	57	3.2	38	0	50	28	9	15	137	7.6
TOTAL	49	39	1257	25.7	108	253	.427	19	50	.380	63	86	.733	30	116	146	3.0	92	3	87	65	12	43	298	6.1
All*	80	54	1950	24.4	182	443	.411	33	91	.363	99	144	.688	53	196	249	3.1	149	3	124	112	19	76	496	6.2

*-Totals from Samford

2017-18 GAME-BY-GAME

Opponent	Date	GS	Min	TOTAL			3-PTS			FTA			REBOUNDS				PF	FO	A	TO	Blk	Stl	Pts	Avg	
				FG	FGA	Pct	3FG	3FGA	Pct	FT	FTA	Pct	Off	Def	Tot	Avg									
Eastern Illinois	11/11/17	*	26	3	7	.429	0	0	.000	6	11	.545	2	2	4	4.0	3	0	1	2	1	2	12	12.0	
North Texas	11/13/17	*	26	1	3	.333	0	0	.000	10	12	.833	0	2	2	3.0	3	0	2	1	1	1	12	12.0	
at St. John's	11/16/17	*	32	3	8	.375	2	3	.667	1	1	1.000	1	4	5	3.7	3	0	2	4	0	1	9	11.0	
North Dakota	11/19/17	*	32	3	6	.500	0	0	.000	2	2	1.000	1	3	4	3.8	1	0	5	2	0	2	8	10.3	
vs. UCF	11/23/17	*	31	1	5	.200	1	2	.500	4	4	1.000	1	0	1	3.2	2	0	2	0	0	0	7	9.6	
vs. Marist	11/24/17	*	26	4	5	.800	2	2	1.000	0	0	.000	1	1	2	3.0	1	0	5	2	0	1	10	9.7	
vs. Long Beach State	11/26/17	*	33	3	5	.600	0	0	.000	1	1	1.000	0	0	0	2.6	2	0	6	2	2	4	7	9.3	
Boston College	11/29/17	*	28	5	10	.500	3	3	1.000	0	0	.000	0	4	4	2.8	3	0	2	1	0	0	13	9.8	
at No. 3 Michigan State	12/3/17	*	20	3	5	.600	1	2	.500	1	2	.500	1	4	5	3.0	4	0	2	2	0	0	8	9.6	
No. 14 Minnesota	12/5/17	*	28	1	4	.250	0	1	.000	2	2	1.000	1	6	7	3.4	3	0	3	2	2	1	4	9.0	
at Creighton	12/9/17	*	34	2	9	.222	1	4	.250	0	0	.000	1	5	6	3.6	1	0	5	1	0	0	5	8.6	
No. 13 Kansas	12/16/17	*	24	3	5	.600	0	2	.000	0	0	.000	1	2	3	3.6	2	0	4	1	0	0	6	8.4	
UTSA	12/20/17	*	31	4	6	.667	1	2	.500	7	8	.875	1	3	4	3.6	1	0	4	1	1	1	16	9.0	
Delaware State	12/22/17	*	23	2	3	.667	1	2	.500	0	0	.000	0	3	3	3.6	1	0	1	0	1	0	5	8.7	
Stetson	12/29/17	*	31	4	6	.667	1	1	1.000	1	4	.250	2	0	2	3.5	1	0	4	2	1	1	10	8.8	
at Northwestern	1/2/18	*	24	0	5	.000	0	1	.000	0	0	.000	0	1	1	3.3	2	0	0	1	0	0	0	8.3	
at No. 13 Purdue	1/6/18	*	25	2	5	.400	0	0	.000	0	0	.000	0	1	1	3.2	1	0	1	2	0	1	4	8.0	
Wisconsin	1/9/18	*	28	0	1	.000	0	0	.000	1	2	.500	0	3	3	3.2	4	0	1	2	0	0	1	7.6	
Totals			18	502	44	98	.449	13	25	.520	36	49	.735	13	44	57	3.2	38	0	50	28	9	15	137	7.6

NOTING TAYLOR

- Senior who has emerged as one of NU's leaders in the offseason
- Reached double figures for the sixth time this season with 10 points and four assists in the win over Stetson
- Scored a season-high 16 points, including 7-of-8 from the foul line, and added a team-high four assists vs. UTSA
- Led NU with four assists and added six points and three boards in the loss to No. 13 Kansas
- Finished with five points, five assists and six rebounds in the loss at Creighton
- Had four points, seven rebounds and three assists vs. No. 14 Minnesota
- Totaled eight points, a season-best five rebounds and a pair of assists in 20 minutes at No. 3 Michigan State
- Scored a season-high 13 points, including 3-of-3 from 3-point range, while adding four rebounds and two assists in the win over Boston College
- Established career highs in both steals (four) and assists (six) while adding seven points vs. Long Beach State
- Reached double figures for the third time in 2017-18 with 10 points and a then-career high five assists
- Opened the season with 12 points and four rebounds in the win over Eastern Illinois
- Scored 12 points, including 10-of-12 from the line and added two assists vs. North Texas
- Totaled nine points, five rebounds and a pair of assists at St. John's
- Had eight points, a career-high five assists and helped limit North Dakota's Geno Crandell to just 3-of-10 shooting after he entered the game averaging 27.3 ppg
- Played in all 31 games in his first season at Nebraska, averaging 5.2 points and 2.9 rebounds per game
- Finished his junior season with his best offensive effort as a Husker, scoring a season-high 15 points on 6-of-11 shooting, including a pair of 3-pointers in the Big Ten Tournament opener against Penn State


MISC. STATS

Category	2017-18	Career
Double-Figure Scoring*	6	14
Double-Figure Rebounding*	0	0
Double-Figure Assists*	0	0
Double-Doubles*	0	0
Led NU in Scoring	0	1
Led NU in Rebounding	0	2
Led NU in Assists	7	9
20+ Point Games*	0	1
30+ Point Games*	0	0

*-Includes Samford

TOP PERFORMANCES OF 2017-18

Category	No.	Opponent (Date)
Points	16	UTSA (12/20)
	13	Boston College (11/29)
	12	Eastern Illinois (11/11)
	12	North Texas (11/13)
Rebounds	7	Minnesota (12/5)
	6	at Creighton (12/9)
	5	at St. John's (11/16)
	5	at Michigan State (12/3)
Assists	6	vs. Long Beach State (11/26)
	5	at Creighton (12/9)
	5	vs. Marist (11/24)
	5	North Dakota (11/19)



#12 THOMAS ALLEN | 6-1 | 180 | Fr. | G | Raleigh, N.C.

CAREER STATS

Year	GP	GS	Total										Rebounds												
			Min	Avg	FG	FGA	Pct	3FG	3FGA	Pct	FT	FTA	Pct	Off	Def	Tot	Avg	PF	FO	Ast	TO	Blk	Stl	Pts	Avg
2017-18	17	0	191	11.2	24	57	.421	10	26	.385	15	18	.833	2	17	19	1.1	6	0	12	9	0	5	73	4.3
TOTAL	17	0	191	11.2	24	57	.421	10	26	.385	15	18	.833	2	17	19	1.1	6	0	12	9	0	5	73	4.3

2017-18 GAME-BY-GAME

Opponent	Date	GS	Min	TOTAL			3-PTS			FT			REBOUNDS				PF	FO	A	TO	Blk	Stl	Pts	Avg		
				FG	FGA	Pct	3FG	3FGA	Pct	FT	FTA	Pct	Off	Def	Tot	Avg										
Eastern Illinois	11/11/17		16	2	6	.333	2	3	.667	0	0	.000	0	1	1	1.0	0	0	2	1	0	0	6	6.0		
North Texas	11/13/17		17	0	2	.000	0	2	.000	4	6	.667	1	1	2	1.5	0	0	0	0	0	4	5.0			
at St. John's	11/16/17		10	1	4	.250	1	2	.500	0	0	.000	1	0	1	1.3	0	0	1	2	0	0	3	4.3		
North Dakota	11/19/17		DNP (Injury)																							
vs. UCF	11/23/17		4	0	2	.000	0	0	.000	0	0	.000	0	0	0	1.0	0	0	0	0	0	0	0	3.3		
vs. Marist	11/24/17		13	1	4	.250	0	1	.000	0	0	.000	0	1	1	1.0	2	0	0	0	0	0	2	3.0		
vs. Long Beach State	11/26/17		6	1	2	.500	0	1	.000	2	2	1.000	0	0	0	0.8	0	0	1	0	0	0	4	3.2		
Boston College	11/29/17		9	1	2	.500	0	0	.000	2	2	1.000	0	0	0	0.7	1	0	0	0	0	0	4	3.3		
at Michigan State	12/3/17		11	0	1	.000	0	0	.000	0	0	.000	0	0	0	0.6	0	0	0	0	0	0	0	2.9		
No. 14 Minnesota	12/5/17		7	2	2	1.000	1	1	1.000	0	0	.000	0	2	2	0.8	0	0	0	0	0	0	5	3.1		
at Creighton	12/9/17		7	0	1	.000	0	1	.000	0	0	.000	0	1	1	0.8	0	0	1	0	0	0	0	2.8		
No. 13 Kansas	12/16/17		14	5	7	.714	3	4	.750	0	0	.000	0	2	2	0.9	0	0	0	3	0	0	13	3.7		
UTSA	12/20/17		15	1	1	1.000	1	1	1.000	3	4	.750	0	3	3	1.1	1	0	1	0	0	1	6	3.9		
Delaware State	12/22/17		26	6	11	.545	2	6	.333	0	0	.000	0	1	1	1.1	1	0	4	1	0	2	14	4.7		
Stetson	12/29/17		11	1	4	.250	0	2	.000	2	2	1.000	0	4	4	1.3	0	0	1	1	0	1	4	4.6		
at Northwestern	1/2/18		5	0	2	.000	0	1	.000	0	0	.000	0	1	1	1.3	0	0	0	0	0	1	0	4.3		
at No. 13 Purdue	1/6/18		5	0	1	.000	0	0	.000	0	0	.000	0	0	0	1.2	1	0	1	1	0	0	0	4.1		
Wisconsin	1/9/18		15	3	5	.600	0	1	.000	2	2	1.000	0	0	0	1.1	0	0	0	0	0	0	8	4.3		
Totals		0	191	24	57	.421	10	26	.385	15	18	.833	2	17	19	1.1	6	0	12	9	0	5	73	4.3		

NOTING ALLEN

- Freshman who can see time at either guard spot
- Played a significant role in NU's win over Wisconsin, scoring eight points in 15 minutes of work
- Had four points, all coming in a 10-0 second half run to give NU the lead for good, and a career-high four rebounds in the win over Stetson
- Reached double figures for the second time in three games, scoring a career-high 14 points and dishing out four assists in a career high 26 minutes against Delaware State
- Was efficient against UTSA with six points, three rebounds, an assist and a steal in 15 minutes of work
- Played his best game of the season against No. 13 Kansas, setting personal bests in points (13), field goals (five), 3-pointers (three) and rebounds (two) in just 14 minutes off the bench
- Had five points and two rebounds in seven minutes vs. No. 14 Minnesota
- Came off the bench with six points, including a pair of 3-pointers, and two assists in the win over Eastern Illinois
- Played well off the bench against Long Beach State, scoring four key points in the second half to help stem the 49ers comeback
- Was limited to 17 minutes vs. North Texas, but had five points and two rebounds before falling on his tailbone
- Top-100 player by ESPN in the class of 2017, as he led Brewster Academy to a 33-0 record and a National Prep title in 2017
- Named the NEPSAC Class AAA Player of the Year in 2017 after averaging 18 points per game, including 48 percent shooting from 3-point range
- Set a school record with 115 3-pointers, including 11 as part of a 50-point outburst as a senior
- Originally signed with North Carolina State, but was released from his NLI after Mark Gottfried was dismissed and was recruited by Kansas, Georgetown and Xavier before signing with Nebraska

MISC. STATS

Category	2017-18	Career
Double-Figure Scoring	2	2
Double-Figure Rebounding	0	0
Double-Figure Assists	0	0
Double-Doubles	0	0
Led NU in Scoring	0	0
Led NU in Rebounding	0	0
Led NU in Assists	0	0
20+ Point Games	0	0
30+ Point Games	0	0

TOP PERFORMANCES OF 2017-18

Category	No.	Opponent (Date)
Points	14	Delaware State (12/22)
	13	Kansas (12/16)
	8	Wisconsin (1/8)
Rebounds	4	Stetson (12/29)
	3	UTSA (12/20)
	2	Kansas (12/16)
	2	North Texas (11/13)
	2	Minnesota (12/5)
Assists	4	Delaware State (12/22)
	2	Eastern Illinois (11/11)

#13 ANTON GILL | 6-3 | 195 | Sr. | G | Raleigh, N.C.



CAREER STATS

Year	GP	GS	Total		3PTS			Rebounds			PF	FO	Ast	TO	Blk	Stl	Pts	Avg							
			FG	FGA	Pct	3FG	3FGA	Pct	Off	Def									Tot	Avg					
2013-14*	24	0	136	5.7	11	34	.324	6	25	.240	4	12	.333	3	13	16	0.7	16	1	5	3	0	4	32	1.3
2014-15*	31	0	292	9.4	30	85	.353	11	43	.256	7	19	.368	2	23	25	0.8	32	1	17	20	4	15	78	2.5
2016-17	12	1	208	17.3	16	59	.271	8	29	.276	5	8	.625	7	16	23	1.9	17	0	6	11	0	4	45	3.8
2017-18	16	0	373	23.3	49	111	.441	36	75	.480	22	26	.846	2	29	31	1.9	23	0	23	11	2	8	156	9.8
TOTAL	28	1	581	20.8	65	170	.382	44	104	.423	27	34	.794	9	45	54	1.9	40	0	29	22	2	12	201	7.2
<i>All*</i>	<i>83</i>	<i>1</i>	<i>1009</i>	<i>12.2</i>	<i>106</i>	<i>289</i>	<i>.367</i>	<i>61</i>	<i>172</i>	<i>.355</i>	<i>38</i>	<i>65</i>	<i>.585</i>	<i>14</i>	<i>81</i>	<i>95</i>	<i>1.1</i>	<i>88</i>	<i>2</i>	<i>51</i>	<i>45</i>	<i>6</i>	<i>31</i>	<i>311</i>	<i>3.7</i>

* Statistics from Louisville

2017-18 GAME-BY-GAME

Opponent	Date	GS	Min	TOTAL FG	TOTAL FGA	Pct	3PTS 3FG	3PTS FGA	Pct	FT	FTA	Pct	REBOUNDS Off	REBOUNDS Def	Tot	Avg	PF	FO	A	TO	Blk	Stl	Pts	Avg
Eastern Illinois	11/11/17			DNP (Injury-groin)																				
North Texas	11/13/17			DNP (Injury-groin)																				
at St. John's	11/16/17	24	1	7	.143	1	6	.167	4	4	1.000	0	2	2	2.0	1	0	0	1	0	1	7	7.0	
North Dakota	11/19/17	24	6	9	.667	4	5	.800	0	1	.000	0	3	3	2.5	3	0	3	1	0	0	16	11.5	
vs. UCF	11/23/17	14	1	4	.250	1	2	.500	2	2	1.000	0	0	0	1.7	0	0	1	0	0	1	5	9.3	
vs. Marist	11/24/17	23	6	8	.750	5	7	.714	0	0	.000	0	1	1	1.5	3	0	3	0	0	0	17	11.3	
vs. Long Beach State	11/26/17	29	6	11	.545	3	5	.600	1	2	.500	0	0	0	1.2	0	0	0	0	1	0	16	12.2	
Boston College	11/29/17	24	2	4	.500	2	3	.667	0	0	.000	0	3	3	1.5	1	0	0	0	0	1	6	11.2	
at No. 3 Michigan State	12/3/17	23	2	6	.333	2	4	.500	1	2	.500	1	4	5	2.0	2	0	1	0	0	0	7	10.6	
No. 14 Minnesota	12/5/17	19	1	5	.200	0	4	.000	3	3	1.000	0	1	1	1.9	1	0	0	2	0	1	5	9.9	
at Creighton	12/9/17	26	2	5	.400	2	4	.500	0	0	.000	0	2	2	1.9	2	0	3	1	0	0	6	9.4	
No. 13 Kansas	12/16/17	27	2	8	.250	0	4	.000	2	2	1.000	0	1	1	1.8	1	0	1	1	0	0	6	9.1	
UTSA	12/20/17	25	6	11	.545	4	8	.500	5	5	1.000	1	3	4	2.0	0	0	1	0	0	0	21	10.2	
Delaware State	12/22/17	18	5	10	.500	4	6	.667	0	0	.000	0	3	3	2.1	3	0	6	2	0	2	14	10.5	
Stetson	12/29/17	29	3	9	.333	3	8	.375	3	4	.750	0	2	2	2.1	2	0	2	2	0	0	12	10.6	
at Northwestern	1/2/18	26	2	3	.667	2	2	1.000	1	1	1.000	0	1	1	2.0	1	0	0	0	1	2	7	10.4	
at No. 13 Purdue	1/6/18	19	1	5	.200	1	2	.500	0	0	.000	0	2	2	2.0	2	0	2	0	0	0	3	9.9	
Wisconsin	1/9/18	23	3	6	.500	2	5	.400	0	0	.000	0	1	1	1.9	1	0	0	1	0	0	8	9.8	
Totals		0	373	49	111	.441	36	75	.480	22	26	.846	2	29	31	1.9	23	0	23	11	2	8	156	9.8

NOTING GILL

- One of the best sixth men in the Big Ten after missing most of last season with a knee injury
- Totaled eight points, including a pair of 3-pointers, in the win over Wisconsin
- Totaled seven points, including a key 4-point play in the second half, and a season-high two steals at Northwestern
- Reached double figures for the third straight game with 12 points and two dimes in a career-high 29 minutes vs. Stetson
- Came off the bench for 14 points and dished out a career-high six assists in the win over Delaware State
- Shined in the win over UTSA with a career-high 21 points, including six straight points after the Roadrunners tied the score at 86, and four rebounds
 - Totaled six points and an assist in 27 minutes against No. 13 Kansas
 - Had six points and three rebounds in 24 minutes against Boston College
 - Totaled seven points and a career-high five rebounds in 23 minutes vs. No. 3 Michigan State
 - Performed well at the AdvoCare Invitational, averaging 12.7 points per game on 57 percent shooting
 - Keyed NU's win over Long Beach State with 16 points, including 3-of-5 from 3-point range
 - Scored a career-high 17 points, including 5-of-7 from 3-point range, in 23 minutes vs. Marist
 - Established a then-career best with 16 points on 6-of-9 shooting, including 4-of-5 from 3-point range, and three assists against North Dakota
 - Made his 2016-17 debut at St. John's totaling seven points and two rebounds in 24 minutes of work off the bench
 - Missed NU's first two games following a groin injury
 - Played in just 12 games in his first season at NU following a knee injury suffered during a team practice on Christmas
 - Averaged 3.8 points per game and reached double figures twice in his first season at NU
 - Played two seasons at Louisville, helping the Cardinals reach the Elite Eight as a sophomore
 - Posted a pair of double-figure efforts at Louisville in 2014-15, including a career-high 15 point effort against Florida International and had 14 points, including a career-high four 3-pointers, in a win over Florida State
 - Ranked as the No. 48 player in the class of 2014 by ESPN and No. 50 by Rivals, as he averaged 28.2 points, 5.3 rebounds and 4.1 assists per game for Hargrave Military Academy as a senior
 - Earned first-team all-state honors at Ravenscroft High School as a junior, averaging 18.1 points, 6.3 rebounds, 3.1 assists and 1.3 steals to lead the program to a 31-4 record and a state title when he was a teammate of Isaac Copeland

MISC. STATS

Category	2017-18	Career
Double-Figure Scoring *	6	11
Double-Figure Rebounding *	0	0
Double-Figure Assists *	0	0
Double-Doubles *	0	0
Led NU in Scoring	1	1
Led NU in Rebounding	0	0
Led NU in Assists	1	1
20+ Point Games *	1	1
30+ Point Games *	0	0

*-Includes Louisville

TOP PERFORMANCES OF 2017-18

Category	No.	Opponent (Date)
Points	21	UTSA (12/20)
	17	vs. Marist (11/24)
	16	vs. Long Beach State (11/26)
	16	North Dakota (11/19)
Rebounds	5	at Michigan State (12/3)
	4	UTSA (12/20)
	3	North Dakota (11/19)
	3	Boston College (11/29)
Assists	6	Delaware State (12/22)
	3	at Creighton (12/9)
	3	North Dakota (11/19)
	3	vs. Marist (11/24)

#14 ISAAC COPELAND | 6-9 | 221 | Jr. | F | Raleigh, N.C.



CAREER STATS

Year	GP	GS	Min	Avg	Total			3FG			3FGA			Pct			Rebounds			PF	FO	Ast	TO	Blk	Stl	Pts	Avg
					FG	FGA	Pct	3FG	3FGA	Pct	FT	FTA	Pct	Off	Def	Tot	Avg										
2014-15*	33	11	661	20.0	83	184	.451	21	54	.389	38	47	.809	30	97	127	3.8	46	0	23	36	19	8	225	6.8		
2015-16*	33	33	1057	32.0	130	303	.429	34	125	.272	71	90	.789	47	132	179	5.4	68	0	66	54	20	25	365	11.1		
2016-17*	7	5	137	19.6	11	40	.275	0	10	.000	16	19	.842	8	15	23	3.3	12	0	6	7	0	6	38	5.4		
2017-18	18	18	519	28.8	85	186	.457	16	58	.276	36	50	.720	32	84	116	6.4	24	0	22	20	23	13	222	12.3		
TOTAL	18	18	519	28.8	85	186	.457	16	58	.276	36	50	.720	32	84	116	6.4	24	0	22	20	23	13	222	12.3		
All*	91	67	2374	26.1	309	713	.433	71	247	.287	161	206	.782	117	328	445	4.9	150	0	117	117	62	52	850	9.3		

* Statistics from Georgetown

2017-18 GAME-BY-GAME

Opponent	Date	GS	Min	TOTAL			3-PTS			FT			REBOUNDS			PF	FO	A	TO	Blk	Stl	Pts	Avg		
				FG	FGA	Pct	3FG	3FGA	Pct	FT	FTA	Pct	Off	Def	Tot									Avg	
Eastern Illinois	11/11/17	*	26	4	6	.667	0	2	.000	0	0	.000	1	4	5	5.0	2	0	1	1	1	8	8.0		
North Texas	11/13/17	*	22	1	7	.143	0	2	.000	6	8	.750	2	6	8	6.5	1	0	2	0	4	1	8	8.0	
at St. John's	11/16/17	*	28	2	9	.222	0	4	.000	1	2	.500	0	7	7	6.7	1	0	1	1	2	2	5	7.0	
North Dakota	11/19/17	*	29	12	14	.857	3	4	.750	3	4	.750	3	5	8	7.0	3	0	0	0	0	0	30	12.8	
vs. UCF	11/23/17	*	30	3	10	.300	1	4	.250	1	2	.500	1	6	7	7.0	3	0	1	3	0	0	8	11.8	
vs. Marist	11/24/17	*	23	8	12	.667	0	2	.000	1	1	1.000	1	2	3	6.3	0	0	1	0	2	0	17	12.7	
vs. Long Beach State	11/26/17	*	31	5	11	.455	2	4	.500	1	1	1.000	2	5	7	6.4	1	0	2	2	0	1	13	12.7	
Boston College	11/29/17	*	32	5	9	.556	1	3	.333	4	7	.571	3	5	8	6.6	2	0	3	0	0	1	15	13.0	
at No. 3 Michigan State	12/3/17	*	23	1	9	.111	0	3	.000	2	2	1.000	1	3	4	6.3	2	0	1	0	0	0	4	12.0	
No. 14 Minnesota	12/5/17	*	26	3	5	.600	2	4	.500	4	5	.800	1	4	5	6.2	0	0	1	3	2	0	12	12.0	
at Creighton	12/9/17	*	37	8	19	.421	2	5	.400	2	3	.667	5	6	11	6.6	1	0	0	1	2	2	20	12.7	
No. 13 Kansas	12/16/17	*	34	5	9	.556	2	4	.500	0	0	.000	1	8	9	6.8	0	0	1	1	0	1	12	12.7	
UTSA	12/20/17	*	34	2	6	.333	0	3	.000	1	2	.500	3	5	8	6.9	2	0	4	1	0	1	5	12.1	
Delaware State	12/22/17	*	17	4	9	.444	1	2	.500	2	3	.667	2	0	2	6.6	1	0	2	1	2	0	11	12.0	
Stetson	12/29/17	*	33	5	20	.250	0	3	.000	3	4	.750	2	6	8	6.7	0	0	0	2	2	1	13	12.1	
at Northwestern	1/2/18	*	29	5	9	.556	0	3	.000	3	3	1.000	4	4	8	6.8	1	0	1	0	3	0	13	12.1	
at No. 13 Purdue	1/6/18	*	33	7	12	.583	2	3	.667	0	0	.000	0	2	2	6.5	2	0	1	3	0	1	16	12.4	
Wisconsin	1/9/18	*	32	5	10	.500	0	3	.000	2	3	.667	0	6	6	6.4	2	0	0	1	3	1	12	12.3	
Totals			18	519	85	186	.457	16	58	.276	36	50	.720	32	84	116	6.4	24	0	22	20	23	13	222	12.3

NOTING COPELAND

- Transfer from Georgetown whose size and skill set made him a valuable addition to the roster
- Finished with 12 points, six rebounds and three blocked shots in the win over Wisconsin
- Had 16 points on 7-of-12 shooting at No. 13 Purdue
- Finished with 13 points, eight rebounds and three blocked shots in the win over Northwestern
- Tied for team-high honors with 13 points and added eight rebounds and two blocks vs. Stetson
- Totaled 11 points, two assists and two blocks in 17 minutes vs. Delaware State
- Led NU in rebounds (eight) and assists (four) while adding five points vs. UTSA
- Nearly posted his second straight double-double in the loss to No. 13 Kansas with 12 points on 5-of-9 shooting and a team-high nine boards
- Recorded his second career double-double with 20 points, 11 rebounds and two blocked shots at Creighton
- Had 12 points, five rebounds and two blocked shots in the win over No. 14 Minnesota
- Led Nebraska with 15 points and eight rebounds while dishing out three assists in the win over Boston College
- Averaged 12.7 points and 5.7 rebounds per game at the AdvoCare Invitational
- Totaled 13 points and seven boards in the win over Long Beach State
- Tied for game-high honors with 17 points on 8-of-12 shooting against Marist
- Put up a season-high 30 points on 12-of-14 shooting along with a team-high eight rebounds against North Dakota
- Led NU in rebounds (eight) and blocked shots (four), while adding eight points vs. North Texas
- Received a medical hardship in 2016-17, as he played in just seven games before back surgery
- Collected his first career double-double at Maryland in 2016-17 with 13 points and 13 rebounds
- Was a preseason All-Big East selection following a sophomore year where he averaged 11.1 points, 5.4 rebounds and 2.0 assists per game
- Reached double figures 20 times as a sophomore, including a career-high 32-point, nine-rebound effort vs. Marquette
- Helped Georgetown make the 2015 NCAA Tournament as a freshman, playing in all 33 games and earning a spot on the Big East All-rookie team
- Ranked as the No. 16 player in the class of 2014 by ESPN as he led Brewster Academy to the National Prep Championship in 2013-14
- Averaged 15.6 points, 7.0 rebounds, 2.3 steals, 2.3 assists and 2.2 blocks per game as a senior and was an All-NEPSAC First Team selection and Gatorade Player of the Year in New Hampshire in 2013-14
- Was a teammate of Husker guard Anton Gill at Ravenscroft High School, leading the school to the 2011-12 North Carolina 3A State Championship

MISC. STATS

Category	2017-18	Career
Double-Figure Scoring *	12	46
Double-Figure Rebounding*	1	4
Double-Figure Assists*	0	0
Double-Doubles*	1	2
Led NU in Scoring	5	5
Led NU in Rebounding	9	9
Led NU in Assists	2	2
20+ Point Games*	2	6
30+ Point Games*	1	2

*-Includes Georgetown

TOP PERFORMANCES OF 2017-18

Category	No.	Opponent (Date)
Points	30	North Dakota (11/19)
	20	at Creighton (12/9)
	17	vs. Marist (11/24)
Rebounds	11	at Creighton (12/9)
	9	vs. Kansas (12/16)
Assists	4	UTSA (12/20)
	3	Boston College (11/29)
Blocks	4	North Texas (11/13)
	3	Northwestern (1/2)
	3	Wisconsin (1/9)



#15 ISAIAH ROBY | 6-8 | 225 | So. | F | Dixon, Ill.

CAREER STATS

Year	GP	GS	Min	Avg	Total					Rebounds					PF	FO	Ast	TO	Blk	Stl	Pts	Avg			
					FG	FGA	Pct	3FG	3FGA	Pct	FT	FTA	Pct	Off									Def	Tot	Avg
2016-17	30	4	457	15.2	37	94	.394	4	20	.200	16	21	.762	36	52	88	2.9	58	1	22	36	25	16	94	3.1
2017-18	17	0	328	19.3	39	73	.534	7	20	.350	27	39	.692	21	62	83	4.9	46	0	26	22	29	9	112	6.6
TOTAL	47	4	785	16.7	76	167	.455	11	40	.275	43	60	.717	57	114	171	3.6	104	1	48	58	54	25	206	4.4

2017-18 GAME-BY-GAME

Opponent	Date	GS	Min	TOTAL			3-PTS			REBOUNDS			PF	FO	A	TO	Blk	Stl	Pts	Avg				
				FG	FGA	Pct	3FG	FGA	Pct	FT	FTA	Pct									Off	Def	Tot	Avg
Eastern Illinois	11/11/17	26	3	5	.600	1	1	1.000	4	7	.571	4	9	13	13.0	3	0	0	2	6	1	11	11.0	
North Texas	11/13/17	20	4	9	.444	1	2	.500	2	2	1.000	4	3	7	10.0	3	0	2	1	1	1	11	11.0	
at St. John's	11/16/17	22	2	4	.500	0	2	.000	4	4	1.000	1	5	6	8.7	3	0	2	0	1	0	8	10.0	
North Dakota	11/19/17	21	4	7	.571	0	1	.000	3	5	.600	1	3	4	7.5	2	0	4	2	2	1	11	10.3	
vs. UCF	11/23/17	14	0	2	.000	0	2	.000	0	0	.000	0	3	3	6.6	4	0	0	1	1	0	0	8.2	
vs. Marist	11/24/17	16	3	3	1.000	0	0	.000	0	0	.000	1	2	3	6.0	0	0	3	1	2	1	6	7.8	
vs. Long Beach State	11/26/17	4	0	2	.000	0	0	.000	0	0	.000	1	0	1	5.3	2	0	1	1	0	0	0	6.7	
Boston College	11/29/17	DNP	(Injury-ankle)																					
at No. 3 Michigan State	12/3/17	23	2	3	.667	2	2	1.000	1	2	.500	0	6	6	5.4	3	0	0	0	0	0	7	6.8	
No. 14 Minnesota	12/5/17	17	2	2	1.000	0	0	.000	0	0	.000	1	2	3	5.1	4	0	0	2	1	0	4	6.4	
at Creighton	12/9/17	13	4	6	.667	2	3	.667	0	0	.000	0	1	1	4.7	4	0	0	1	1	0	10	6.8	
No. 13 Kansas	12/16/17	30	4	9	.444	0	4	.000	0	0	.000	1	5	6	4.8	3	0	3	3	4	0	8	6.9	
UTSA	12/20/17	22	2	2	1.000	0	0	.000	6	8	.750	3	3	6	4.9	3	0	0	2	1	1	10	7.2	
Delaware State	12/22/17	25	2	4	.500	0	0	.000	1	1	1.000	1	8	9	5.2	1	0	4	1	3	0	5	7.0	
Stetson	12/29/17	13	1	2	.500	0	0	.000	2	2	1.000	0	2	2	5.0	3	0	1	3	2	0	4	6.8	
at Northwestern	1/2/18	19	2	5	.400	1	1	1.000	0	0	.000	1	0	1	4.7	3	0	2	0	2	1	5	6.7	
at No. 13 Purdue	1/6/18	25	3	6	.500	0	2	.000	2	4	.500	0	4	4	4.7	3	0	2	1	1	3	8	6.8	
Wisconsin	1/9/18	18	1	2	.500	0	0	.000	2	4	.500	2	6	8	4.9	2	0	2	1	1	0	4	6.6	
Totals		0	328	39	73	.534	7	20	.350	27	39	.692	21	62	83	4.9	46	0	26	22	29	9	112	6.6

NOTING ROBY


- Athletic forward with a 7-foot-1 wingspan and the ability to play several positions
- Led NU with eight rebounds and added four points and two assists - one which was a top-10 play on SportsCenter - in the win over Wisconsin
- Came off the bench with eight points, four rebounds and matched his career high with three steals at No. 13 Purdue
- Totaled five points, two assists and two blocked shots in the win over Northwestern
- Led NU with nine rebounds and added four assists, three blocks and five points vs. Delaware State
- Overcame early foul trouble to finish with 10 points, six boards and a blocked shot in 22 minutes against UTSA
- Played well against No. 13 Kansas with eight points, six rebounds, four blocks and three assists in a career-high 30 minutes
- Reached double figures for the first time since Nov. 19 at Creighton with 10 points in just 13 minutes
- Returned to the lineup against No. 3 Michigan State and had seven points, including a pair of 3-pointers, and six boards
- Suffered a sprained left ankle after playing just four minutes vs. Long Beach State
- Totaled six points on 3-of-3 shooting, three rebounds and three assists in 16 minutes vs. Marist
- Played the best game of his career against Eastern Illinois with 11 points, 13 rebounds and six blocked shots, as he set personal bests in all three categories
- Totalled 11 points and seven boards in just 20 minutes against North Texas
- Finished with eight points, six boards and a pair of assists at St. John's
- Reached double figures for the third time in four games against North Dakota, finishing with 11 points, four rebounds, a career-high four assists and two blocked shots
- Played in 30 games as a freshman, ranking third on the team in blocked shots while playing just 15 minutes per game
- His best game of 2016-17 came at No. 16 Indiana when he had eight points, six rebounds and three assists, including one dunk which made SportCenter's Top-10 Plays
- Ranked as one of the top-150 recruits in the country by Rivals and Scout in the class of 2017
- Averaged 19.7 points, 10.5 rebounds, 5.5 assists and 3.9 blocks per game as a senior at Dixon (Ill.) High School and finished eighth in the Mr. Basketball voting in Illinois in 2016

MISC. STATS

Category	2017-18	Career
Double-Figure Scoring	5	6
Double-Figure Rebounding	1	1
Double-Figure Assists	0	0
Double-Doubles	1	1
Led NU in Scoring	0	1
Led NU in Rebounding	4	5
Led NU in Assists	1	1
20+ Point Games	0	0
30+ Point Games	0	0

TOP PERFORMANCES OF 2017-18

Category	No.	Opponent (Date)
Points	11	North Texas (11/13)
	11	Eastern Illinois (11/11)
	11	North Dakota (11/19)
Rebounds	13	Eastern Illinois (11/11)
	9	Delaware State (12/22)
	8	Wisconsin (1/9)
Assists	4	North Dakota (11/19)
	4	Delaware State (12/22)
	3	vs. Marist (11/24)
	3	Kansas (12/16)



#20 TANNER BORCHARDT | 6-8 | 265 | Jr. | F | Gothenburg, Neb.

CAREER STATS

Year	GP	GS	Min	Avg	Total					Rebounds					PF	FO	Ast	TO	Blk	Stl	Pts	Avg			
					FG	FGA	Pct	3FG	3FGA	Pct	FT	FTA	Pct	Off									Def	Tot	Avg
2015-16	8	0	28	3.5	3	3	1.000	0	0	.000	0	0	.000	2	7	9	1.1	5	0	0	5	0	0	6	0.8
2016-17	1	0	1	1.0	0	0	.000	0	0	.000	0	0	.000	0	0	0	0.0	1	0	0	0	0	0	0	0.0
2017-18	13	0	88	6.8	6	11	.545	0	0	.000	6	12	.500	13	16	29	2.2	18	0	2	1	4	2	18	1.4
TOTAL	22	0	117	5.3	9	14	.643	0	0	.000	6	12	.500	15	23	38	1.7	24	0	2	6	4	2	24	1.1

2017-18 GAME-BY-GAME

Opponent	Date	GS	Min	TOTAL			3-PTS			REBOUNDS			PF	FO	A	TO	Blk	Stl	Pts	Avg				
				FG	FGA	Pct	3FG	3FGA	Pct	FT	FTA	Pct									Off	Def	Tot	Avg
Eastern Illinois	11/11/17	1	0	0	.000	0	0	.000	0	0	0	0	0	0	0	0	0	0	0	0	0.0			
North Texas	11/13/17	5	1	2	.500	0	0	.000	1	2	.500	2	1	3	1.5	1	0	0	0	0	3	1.5		
at St. John's	11/16/17	5	0	0	.000	0	0	.000	0	2	.000	1	1	2	1.7	1	0	0	0	0	0	1.0		
North Dakota	11/19/17	4	0	0	.000	0	0	.000	1	2	.500	2	0	2	1.8	1	0	0	0	0	1	1.0		
vs. UCF	11/23/17	4	0	0	.000	0	0	.000	0	0	.000	0	0	0	1.4	2	0	0	1	0	0	0.8		
vs. Marist	11/24/17	4	0	0	.000	0	0	.000	0	0	.000	2	1	3	1.7	1	0	0	0	0	0	0.7		
vs. Long Beach State	11/26/17	10	1	2	.500	0	0	.000	0	0	.000	0	3	3	1.9	1	0	0	0	0	1	2	0.9	
Boston College	11/29/17	DNP																						
at No. 3 Michigan State	12/3/17	11	0	1	.000	0	0	.000	0	1	.000	1	2	3	2.0	1	0	1	0	0	0	0	0.8	
No. 14 Minnesota	12/5/17	DNP																						
at Creighton	12/9/17	DNP																						
No. 12 Kansas	12/16/17	DNP																						
UTSA	12/20/17	DNP																						
Delaware State	12/22/17	3	0	0	.000	0	0	.000	0	0	.000	0	0	0	1.8	1	0	0	0	0	0	0	0	0.7
Stetson	12/29/17	14	2	3	.667	0	0	.000	4	5	.800	5	5	10	2.6	2	0	0	0	2	0	8	1.4	
at Northwestern	1/2/18	12	2	2	1.000	0	0	.000	0	0	.000	0	2	2	2.5	4	0	1	0	2	0	4	1.6	
at No. 13 Purdue	1/6/18	9	0	1	.000	0	0	.000	0	0	.000	0	1	1	2.4	2	0	0	0	0	1	0	1.5	
Wisconsin	1/9/18	6	0	0	.000	0	0	.000	0	0	.000	0	0	0	2.2	0	0	0	0	0	0	0	1.4	
Totals		0	88	6	11	.545	0	0	.000	6	12	.500	13	16	29	2.2	18	0	2	1	4	2	18	1.4

NOTING BORCHARDT

- Junior post player who gives the Huskers a physical presence on the interior
- Was put on scholarship for the spring semester following Nebraska's win over Delaware State on Dec. 22
- Had four points, two rebounds and two blocked shots against Northwestern
- Put together the best game of his career in helping Nebraska beat Stetson, totaling career highs in points (eight), rebounds (10) and blocked shots (two) in 14 second-half minutes
 - Played a then-career-high 11 minutes at No. 3 Michigan State, pulling down three rebounds and dishing out an assist
 - Played extensive minutes against Long Beach State, totaling two points and three boards in a career-high 10 minutes as the Huskers battled foul trouble
- Totaled two rebounds in four minutes against North Dakota
- Grabbed two rebounds in five minutes at St. John's
- Played five minutes against North Texas, scoring three points and grabbing three rebounds
- Didn't play for most of his sophomore season until he rejoined the team on Feb. 2, 2017, to add frontcourt depth
- Played in eight games as a freshman in 2015-16, totaling six points and nine rebounds in 28 minutes of work
- Scored a career-high four points and grabbed two rebounds in the final four minutes against Mississippi Valley State
- Originally walked on to the team after an open tryout in October of 2015
- Offered football scholarships by Wyoming, Ohio and Colorado State as an offensive tackle at Gothenburg High School

MISC. STATS

Category	2017-18	Career
Double-Figure Scoring	0	0
Double-Figure Rebounding	1	1
Double-Figure Assists	0	0
Double-Doubles	0	0
Led NU in Scoring	0	0
Led NU in Rebounding	1	1
Led NU in Assists	0	0
20+ Point Games	0	0
30+ Point Games	0	0

TOP PERFORMANCES OF 2017-18

Category	No.	Opponent (Date)
Points	8	Stetson (12/29)
	4	at Northwestern (1/2)
	3	North Texas (11/13)
Rebounds	10	Stetson (12/29)
	3	at Michigan State (12/3)
	3	North Texas (11/13)
	3	Long Beach State (11/26)
	3	vs. Marist (11/24)
Blocks	2	Stetson (12/29)
	2	at Northwestern (1/2)



#24 JAMES PALMER JR. | 6-6 | 210 | Jr. | G | Upper Marlboro, Md.

CAREER STATS

Year	GP	GS	Min	Avg	Total					Rebounds					PF	FO	Ast	TO	Blk	Stl	Pts	Avg			
					FG	FGA	Pct	3FG	3FGA	Pct	FT	FTA	Pct	Off									Def	Tot	Avg
2014-15*	38	5	504	13.3	52	126	.413	23	63	.365	15	23	.652	14	40	54	1.4	28	0	25	28	9	5	142	3.7
2015-16*	34	0	394	11.6	39	107	.364	13	47	.277	25	37	.676	11	28	39	1.1	19	0	25	16	5	14	116	3.4
2017-18	18	18	523	29.1	90	204	.441	22	65	.338	82	112	.732	27	53	80	4.4	32	0	47	38	10	18	284	15.8
TOTAL	18	18	523	29.1	90	204	.441	22	65	.338	82	112	.732	27	53	80	4.4	32	0	47	38	10	18	284	15.8
<i>All*</i>	<i>90</i>	<i>23</i>	<i>1421</i>	<i>15.8</i>	<i>181</i>	<i>437</i>	<i>.414</i>	<i>58</i>	<i>175</i>	<i>.331</i>	<i>122</i>	<i>172</i>	<i>.709</i>	<i>52</i>	<i>121</i>	<i>173</i>	<i>1.9</i>	<i>79</i>	<i>0</i>	<i>97</i>	<i>82</i>	<i>24</i>	<i>37</i>	<i>542</i>	<i>6.0</i>

* Statistics from Miami

2017-18 GAME-BY-GAME

Opponent	Date	GS	Min	TOTAL			3-PTS			REBOUNDS					PF	FO	A	TO	Blk	Stl	Pts	Avg			
				FG	FGA	Pct	3FG	FGA	Pct	FT	FTA	Pct	Off	Def									Tot	Avg	
Eastern Illinois	11/11/17	*	36	4	14	.286	1	5	.200	3	7	.429	0	3	3	3.0	0	0	2	2	0	1	12	12.0	
North Texas	11/13/17	*	28	6	13	.462	2	4	.500	4	6	.667	3	2	5	4.0	3	0	2	5	0	2	18	15.0	
at St. John's	11/16/17	*	27	4	10	.400	1	2	.500	4	5	.800	3	2	5	4.3	4	0	3	3	1	0	13	14.3	
North Dakota	11/19/17	*	20	3	8	.375	0	2	.000	2	2	1.000	0	3	3	4.0	4	0	3	1	0	2	8	12.8	
vs. UCF	11/23/17	*	34	8	13	.615	2	3	.667	4	4	1.000	3	0	3	3.8	2	0	2	3	2	2	22	14.6	
vs. Marist	11/24/17	*	27	5	11	.455	2	5	.400	3	4	.750	1	4	5	4.0	1	0	2	3	0	1	15	14.7	
vs. Long Beach State	11/26/17	*	33	3	11	.273	0	3	.000	5	8	.625	1	4	5	4.1	1	0	5	3	1	0	11	14.1	
Boston College	11/29/17	*	32	7	13	.538	0	2	.000	1	1	1.000	2	1	3	4.0	1	0	2	3	1	5	15	14.3	
at No. 3 Michigan State	12/3/17	*	26	4	12	.333	1	4	.250	6	9	.667	2	0	2	3.8	2	0	3	0	1	0	15	14.3	
No. 14 Minnesota	12/5/17	*	34	3	10	.300	1	5	.200	4	6	.667	1	2	3	3.7	2	0	4	2	0	0	11	14.0	
at Creighton	12/9/17	*	21	7	11	.636	2	4	.500	0	0	.000	0	2	2	3.5	3	0	1	0	0	0	16	14.2	
No. 13 Kansas	12/16/17	*	30	4	9	.444	2	2	1.000	4	6	.667	3	5	8	3.9	1	0	1	2	1	2	14	14.2	
UTSA	12/20/17	*	34	5	11	.455	2	5	.400	13	17	.765	2	5	7	4.2	0	0	2	1	0	0	25	15.0	
Delaware State	12/22/17	*	24	6	11	.545	2	4	.500	4	6	.667	1	0	1	3.9	1	0	2	0	0	0	18	15.2	
Stetson	12/29/17	*	24	3	12	.250	1	5	.200	6	9	.667	2	6	8	4.2	2	0	4	0	0	1	13	15.1	
at Northwestern	1/2/18	*	30	7	11	.636	2	3	.667	2	3	.667	1	4	5	4.3	1	0	4	3	1	0	18	15.3	
at No. 13 Purdue	1/6/18	*	36	6	13	.462	1	4	.250	9	10	.900	1	6	7	4.4	3	0	3	3	0	2	22	15.6	
Wisconsin	1/9/18	*	27	5	11	.455	0	3	.000	8	9	.889	1	4	5	4.4	1	0	2	4	2	0	18	15.8	
Totals			18	523	90	204	.441	22	65	.338	82	112	.732	27	53	80	4.4	32	0	47	38	10	18	284	15.8

NOTING PALMER

- Junior transfer who can play any of NU's three guard spots and is a skilled scorer
- Led NI wth 18 points and added five boards, two blocks and two assists in the win over Wisconsin
- Posted his third 20-point game with a game-high 22 points at Purdue, as he led NU in scoring, rebounds and assists
- Scored 15 of his 18 points in the second half, going 7-of-11 from the field and adding five rebounds and four assists in the win over Northwestern
- Paced NU in both points (13) and assists (four) while grabbing a career-high eight boards vs. Stetson
- Led NU with 18 points and two assists in 24 minutes against Delaware State
- Shined in the win over UTSA, scoring a career high 25 points, including 13-of-17 from the line, and grabbed seven caroms
- Led NU with 14 points and grabbed a career-high eight rebounds in the loss to No. 13 Kansas
- Totaled 16 points in just 21 minutes at Creighton, as he battled foul trouble most of the game
- Finished with 11 points, four assists and three rebounds vs. No. 14 Minnesota
- Led NU with 15 points and three assists in the loss at No. 3 Michigan State
- Scored 11 of his 15 points in the second half against Boston College, and had a career-high five steals
- Averaged 16.0 ppg, 4.3 rpg and 3.0 apg at the AdvoCare Invitational
- Scored a career-high 22 points on 8-of-13 shooting against UCF
- Totaled 11 points, five rebounds and a career-high five assists in the win over Long Beach State
- Paced NU with 13 points, three assists and five rebounds in the loss at St. John's
- Led the Huskers with 18 points, including 11 in a game-opening 25-2 run, and grabbed five boards vs. North Texas
- Totaled 12 points, three rebounds and two assists in his Husker debut against Eastern Illinois
- Played in 34 games on Miami's Sweet 16 Team in 2015-16, averaging 3.5 points and 1.2 rebounds per game, as he had a season-high 14 points against Mississippi State
- Made five starts as a freshman and scored a season-high 17 points, including five 3-pointers, at Virginia Tech
- Listed by Scout and Rivals as one of the top-100 players in the class of 2014, as he played at St. John's College High School in Washington, D.C.
- Averaged 15.7 points, 3.0 rebounds and 2.0 assists as a senior, as he was the top player in the region by ESPN

MISC. STATS

Category	2017-18	Career
Double-Figure Scoring	17	23
Double-Figure Rebounding	0	0
Double-Figure Assists	0	0
Double-Doubles	0	0
Led NU in Scoring	10	10
Led NU in Rebounding	1	1
Led NU in Assists	5	5
20+ Point Games	3	3
30+ Point Games	0	0

*-Includes Miami

TOP PERFORMANCES OF 2017-18

Category	No.	Opponent (Date)
Points	25	UTSA (12/20)
	22	vs. UCF (11/23)
	22	at Purdue (1/6)
Rebounds	8	Kansas (12/16)
	8	Stetson (12/29)
	7	UTSA (12/20)
	7	at Purdue (1/6)
	7	at Northwestern (1/2)
Assists	5	vs. Long Beach State (11/26)
	4	Minnesota (12/5)
	4	Stetson (12/29)
	4	at Northwestern (1/2)



#25 NANA AKENTEN | 6-6 | 215 | Fr. | G | Bolingbrook, Ill.

CAREER STATS

Year	GP	GS	Min	Avg	Total					Rebounds				PF	FO	Ast	TO	Blk	Stl	Pts	Avg			
					FG	FGA	Pct	3FG	3FGA	Pct	FT	FTA	Pct									Off	Def	Tot
2017-18	6	0	20	3.3	2	9	.222	2	8	.250	0	0	.000	1	1	2	0.3	0	0	0	0	0	6	1.0
TOTAL	6	0	20	3.3	2	9	.222	2	8	.250	0	0	.000	1	1	2	0.3	0	0	0	0	0	6	1.0

2017-18 GAME-BY-GAME

Opponent	Date	GS	Min	TOTAL			3-PTS			FT	FTA	Pct	REBOUNDS				PF	FO	A	TO	Blk	Stl	Pts	Avg
				FG	FGA	Pct	3FG	FGA	Pct				Off	Def	Tot	Avg								
Eastern Illinois	11/11/17		DNP																					
North Texas	11/13/17	5	0	1	.000	0	0	.000	0	0	.000	0	0	0	0.0	0	0	0	0	0	0	0	0	0.0
at St. John's	11/16/17	1	0	1	.000	0	1	.000	0	0	.000	0	1	1	0.5	0	0	0	0	0	0	0	0	0.0
North Dakota	11/19/17	2	0	2	.000	0	2	.000	0	0	.000	0	0	0	0.3	0	0	0	0	0	0	0	0	0.0
vs UCF	11/23/17		DNP																					
vs Marist	11/24/17	4	1	3	.333	1	3	.333	0	0	.000	1	0	1	0.5	0	0	0	0	0	0	0	3	0.8
vs Long Beach State	11/26/17		DNP																					
Boston College	11/29/17		DNP																					
at No. 3 Michigan State	12/3/17	6	0	1	.000	0	1	.000	0	0	.000	0	0	0	0.4	0	0	0	0	0	0	0	0	0.6
No. 14 Minnesota	12/5/17		DNP																					
at Creighton	12/9/17		DNP																					
No. 13 Kansas	12/16/17		DNP																					
UTSA	12/20/17		DNP																					
Delaware State	12/22/17	2	1	1	1.000	1	1	1.000	0	0	.000	0	0	0	0.3	0	0	0	0	0	0	0	3	1.0
Stetson	12/29/17		DNP																					
at Northwestern	1/2/18		DNP																					
at No. 13 Purdue	1/6/18		DNP																					
Wisconsin	1/9/18		DNP																					
Totals		0	20	2	9	.222	2	8	.250	0	0	.000	1	1	2	0.3	0	0	0	0	0	0	6	1.0

NOTING AKENTEN

- Connected on a 3-pointer in the final two minutes of the win over Delaware State on Dec. 22
- Scored his first collegiate points on a 3-pointer in the final four minutes of the win over Marist
- Made his collegiate debut against North Texas, missing his only shot from the field
- Grabbed a rebound in the final minute at St. John's
- Missed two shots and grabbed a rebound against North Dakota
- Earned second-team all-state honors among all classes as a senior by the Chicago Tribune and Chicago Sun Times, averaging 14.8 points and 5.7 rebounds per game to help Bolingbrook High School to a 30-2 mark and a third-place state finish in 2017
- Connected on 46 percent of his 3-pointers as a senior and finished seventh in Mr. Basketball voting in 2017
- One of the top-150 players in the class of 2018 according to Rivals.com

MISC. STATS

Category	2017-18	Career
Double-Figure Scoring	0	0
Double-Figure Rebounding	0	0
Double-Figure Assists	0	0
Double-Doubles	0	0
Led NU in Scoring	0	0
Led NU in Rebounding	0	0
Led NU in Assists	0	0
20+ Point Games	0	0
30+ Point Games	0	0

TOP PERFORMANCES OF 2017-18

Category	No.	Opponent (Date)
Points	3	Delaware State (12/22)
	3	vs. Marist (11/24)
Rebounds	1	at St. John's (11/16)
	1	vs. Marist (11/24)
	1	North Dakota (11/19)
Assists	NA	



#32 JORDY TSHIMANGA | 6-11 | 268 | So. | C | Montreal, Quebec

CAREER STATS

Year	GP	GS	Min	Avg	Total					Rebounds					PF	FO	Ast	TO	Blk	Stl	Pts	Avg			
					FG	FGA	Pct	3FG	3FGA	Pct	FT	FTA	Pct	Off									Def	Tot	Avg
2016-17	31	9	389	12.5	57	127	.449	0	0	.000	40	64	.625	54	69	123	4.0	69	2	8	46	15	14	154	5.0
2017-18	18	18	273	15.2	24	63	.381	0	0	.000	15	28	.536	36	55	91	5.1	46	4	12	23	7	5	63	3.5
TOTAL	49	27	662	13.5	81	190	.426	0	0	.000	55	92	.598	90	124	214	4.4	115	6	20	69	22	19	217	4.4

2017-18 GAME-BY-GAME

Opponent	Date	GS	Min	TOTAL			3-PTS			FT			REBOUNDS			PF	FO	A	TO	Blk	Stl	Pts	Avg		
				FG	FGA	Pct	3FG	FGA	Pct	FT	FTA	Pct	Off	Def	Tot									Avg	
Eastern Illinois	11/11/17	*	20	0	3	.000	0	0	.000	2	4	.500	6	5	11	11.0	3	0	2	0	0	2	2.0		
North Texas	11/13/17	*	10	1	2	.500	0	0	.000	0	0	.000	4	1	5	8.0	3	0	1	2	0	0	2	2.0	
at St. John's	11/16/17	*	11	1	2	.500	0	0	.000	2	2	1.000	2	1	3	6.3	1	0	0	2	0	0	4	2.7	
North Dakota	11/19/17	*	11	1	5	.200	0	0	.000	0	0	.000	2	2	4	5.8	1	0	1	1	1	0	2	2.5	
vs. UCF	11/23/17	*	24	3	6	.500	0	0	.000	0	1	.000	3	7	10	6.6	5	1	0	4	0	1	6	3.2	
vs. Marist	11/24/17	*	20	1	2	.500	0	0	.000	1	3	.333	1	5	6	6.5	3	0	1	0	1	1	3	3.2	
vs. Long Beach State	11/26/17	*	16	2	5	.400	0	0	.000	0	0	.000	1	3	4	6.1	5	1	1	0	2	1	4	3.3	
Boston College	11/29/17	*	25	1	2	.500	0	0	.000	0	3	.000	1	4	5	6.0	2	0	3	2	0	0	2	3.1	
at No. 3 Michigan State	12/3/17	*	10	1	6	.167	0	0	.000	2	2	1.000	1	0	1	5.4	5	1	0	0	0	0	4	3.2	
No. 14 Minnesota	12/5/17	*	21	2	5	.400	0	0	.000	0	0	.000	2	4	6	5.5	4	0	1	2	1	0	4	3.3	
at Creighton	12/9/17	*	10	0	5	.000	0	0	.000	0	0	.000	2	0	2	5.2	2	0	0	2	0	1	0	3.0	
No. 13 Kansas	12/16/17	*	10	1	2	.500	0	0	.000	0	0	.000	0	0	0	4.8	4	0	1	0	0	0	2	2.9	
UTSA	12/20/17	*	11	2	3	.667	0	0	.000	1	2	.500	1	6	7	4.9	0	0	0	2	0	0	5	3.1	
Delaware State	12/22/17	*	24	2	3	.667	0	0	.000	2	4	.500	4	2	6	5.0	1	0	1	1	0	0	6	3.3	
Stetson	12/29/17	*	16	3	4	.750	0	0	.000	0	1	.000	3	7	10	5.3	0	0	0	0	1	0	6	3.5	
at Northwestern	1/2/18	*	10	0	3	.000	0	0	.000	2	2	1.000	1	4	5	5.3	2	0	0	3	1	1	2	3.4	
at No. 13 Purdue	1/6/18	*	6	0	0	.000	0	0	.000	0	0	.000	0	0	0	5.0	0	0	0	1	0	0	0	3.2	
Wisconsin	1/9/18	*	18	3	5	.600	0	0	.000	3	4	.750	2	4	6	5.1	5	1	0	1	0	0	9	3.5	
Totals			18	273	24	63	.381	0	0	.000	15	28	.536	36	55	91	5.1	46	4	12	23	7	5	63	3.5

NOTING TSHIMANGA

- Keyed NU's effort vs. Wisconsin, scoring seven of his nine points in the second half and chipping in six rebounds
- Played one of his best games of the year against Stetson, scoring six points and grabbing 10 rebounds in 16 minutes
- Finished with six points and six boards in 24 minutes against Delaware State
- Played well against UTSA with five points and seven rebounds in just 11 minutes of work
- Finished with six rebounds, four points and a blocked shot in 21 minutes vs. No. 14 Minnesota
- Totaled five rebounds and a career-high three assists against Boston College
- Grabbed 10 rebounds and had six points in the loss to UCF
- Totaled three points and six boards in 20 minutes against Marist
- Battled foul trouble against Long Beach State and had four points and four boards in 16 minutes
- Totaled four points and three rebounds in 11 minutes at St. John's
- Opened the season by grabbing a career-high 11 rebounds in 20 minutes of work against Eastern Illinois
- Played just 10 minutes against North Texas, grabbing five rebounds, including four offensive boards
- Worked to reshape his body and is down to 268 pounds, his lowest weight since he began playing basketball in high school, as he was well over 300 pounds as a teenager
- Played in all 31 games as a freshman, averaging 5.0 points and 4.0 rebounds per game
- Moved into the starting lineup on Jan. 29, and averaged 7.3 points on 48 percent shooting and 6.3 caroms per game in his nine starts before coming off the bench for the final two games
- Posted career highs in both points (15) and rebounds (nine) in 24 minutes vs. Michigan State, going 5-6 from the field
- Played one of his best games of the year at No. 3 Kansas, finishing with then-season highs in points (10), rebounds (eight) and blocked shots (two) against the Jayhawks
- Top-150 recruit by Rivals.com who averaged 18.3 points, 4.1 rebounds and 3.1 blocks per game at The MacDuffie School as a senior

MISC. STATS

Category	2017-18	Career
Double-Figure Scoring	0	4
Double-Figure Rebounding	3	4
Double-Figure Assists	0	0
Double-Doubles	0	0
Led NU in Scoring	0	0
Led NU in Rebounding	3	10
Led NU in Assists	0	0
20+ Point Games	0	0
30+ Point Games	0	0

TOP PERFORMANCES OF 2017-18

Category	No.	Opponent (Date)
Points	9	Wisconsin (1/9)
	6	vs. UCF (11/23)
	6	Delaware State (12/20)
	6	Stetson (12/29)
Rebounds	11	Eastern Illinois (11/11)
	10	vs. UCF (11/23)
	10	Stetson (12/29)
Assists	3	Boston College (11/29)
	2	Eastern Illinois (11/11)



#34 THORIR THORBJARNARSON | 6-5 | 194 | Fr. | G | Reykjavik, Iceland

CAREER STATS

Year	GP	GS	Min	Avg	Total					Rebounds					PF	FO	Ast	TO	Blk	Stl	Pts	Avg			
					FG	FGA	Pct	3FG	3FGA	Pct	FT	FTA	Pct	Off									Def	Tot	Avg
2017-18	6	0	16	2.7	3	7	.429	2	5	.400	0	0	.000	1	1	2	0.3	4	0	2	1	0	1	8	1.3
TOTAL	6	0	16	2.7	3	7	.429	2	5	.400	0	0	.000	1	1	2	0.3	4	0	2	1	0	1	8	1.3

2017-18 GAME-BY-GAME

Opponent	Date	GS	Min	TOTAL			3-PTS			FT	FTA	Pct	REBOUNDS				PF	FO	A	TO	Blk	Stl	Pts	Avg	
				FG	FGA	Pct	3FG	FGA	Pct				Off	Def	Tot	Avg									
Eastern Illinois	11/11/17		DNP																						
North Texas	11/13/17	5	0	1	.000	0	0	.000	0	0	.000	0	0	0	0.0	0	0	0	0	0	0	0	0	0.0	
at St. John's	11/16/17	1	0	0	.000	0	0	.000	0	0	.000	0	0	0	0.0	0	0	0	1	0	0	0	0	0.0	
North Dakota	11/19/17	2	0	1	.000	0	1	.000	0	0	.000	0	0	0	0.0	0	0	0	0	0	0	0	0	0.0	
vs. UCF	11/23/17		DNP																						
vs. Marist	11/24/17	2	1	1	1.000	0	0	.000	0	0	.000	0	1	1	0.3	0	0	1	0	0	1	2	0.5		
vs. Long Beach State	11/26/17		DNP																						
Boston College	11/29/17		DNP																						
at No. 3 Michigan State	12/3/17	3	0	1	.000	0	0	.000	0	0	.000	1	0	1	0.4	1	0	0	0	0	0	0	0	0.4	
No. 14 Minnesota	12/5/17		DNP																						
at Creighton	12/9/17		DNP																						
No. 13 Kansas	12/16/17		DNP																						
UTSA	12/20/17		DNP																						
Delaware State	12/22/17	4	2	3	.667	2	3	.667	0	0	.000	0	0	0	0.3	1	0	1	0	0	0	6	1.3		
Stetson	12/29/17		DNP																						
at Northwestern	1/2/18		DNP																						
at No. 13 Purdue	1/6/18		DNP																						
Wisconsin	1/9/18		DNP																						
Totals		0	16	3	7	.429	2	5	.400	0	0	.000	1	1	2	0.3	4	0	2	1	0	1	8	1.3	

NOTING THORBJARNARSON

- Came off the bench for six points, on a pair of 3-pointers, and an assist in four minutes against Delaware State
- Totaled two points, a rebound and an assist in two minutes against Marist
- Played the final two minutes in the win over North Dakota
- Made his Nebraska debut with five minutes against North Texas, missing his only shot from the floor
- Nebraska's first scholarship player from Iceland and one of the few players from the nation on Division I teams
- Made his Iceland Senior National Team debut earlier this year, and played for the U-20 National Team at the 2017 European Championships in Greece, averaging 7.1 points, 4.7 rebounds, 2.3 assists and 1.7 steals
- Played for KR Reykjavik in the Icelandic League for the past three years, helping the team to three straight titles and a pair of Icelandic Cups in 2016 and 2017.
- Averaged 10.2 points, 2.6 rebounds and 1.9 assists per game for a team that went 26-8 and won the league championship in the top pro league in the country in 2016-17

MISC. STATS

Category	2017-18	Career
Double-Figure Scoring	0	0
Double-Figure Rebounding	0	0
Double-Figure Assists	0	0
Double-Doubles	0	0
Led NU in Scoring	0	0
Led NU in Rebounding	0	0
Led NU in Assists	0	0
20+ Point Games	0	0
30+ Point Games	0	0

TOP PERFORMANCES OF 2017-18

Category	No.	Opponent (Date)
Points	6	Delaware State (12/22)
	2	vs. Marist (11/24)
Rebounds	1	vs. Marist (11/24)
	1	at Michigan State (12/3)
Assists	1	vs. Marist (11/24)
	1	Delaware State (12/22)

Eastern Illinois vs Nebraska
11/11/17 7:31 p.m. at Pinnacle Bank Arena (Lincoln, Neb.)

Eastern Illinois 68 • 0-1

#	Player	Total			3-Ptr			Rebounds			PF	TP	A	TO	Blk	Stl	Min
		FG	FGA	FT	FTA	Off	Def	Tot									
24	Starks, Jajuan	f	6-12	0-1	0-0	3	3	6	3	12	1	2	0	2	25		
25	Dama, Muusa	f	2-6	0-1	2-2	2	5	7	5	6	0	3	0	0	11		
01	Jackson, D'Angelo	g	2-9	0-0	5-9	1	4	5	4	9	4	4	0	2	28		
02	Lewis, Terrell	g	5-9	3-3	0-0	0	3	3	4	13	2	3	0	1	37		
04	Goodwin, Montell	g	4-9	1-4	1-2	0	6	6	3	10	2	2	0	0	34		
03	Smith, Mack	g	0-2	0-1	3-3	0	0	0	4	3	0	0	0	0	14		
05	Crossland, Ray	g	3-8	2-5	0-0	1	1	2	4	8	1	1	0	1	24		
10	Chavers, Michael	g	0-3	0-0	0-0	2	2	4	0	0	0	0	0	0	4		
12	Green, Justice	g	0-1	0-1	0-0	0	1	1	0	0	0	0	1	3	6		
13	Wilson, Shawn	g	0-0	0-0	0-0	0	0	0	0	0	0	0	0	0	0+		
40	Jones, Lucas	g	1-2	0-0	1-2	1	0	1	0	3	0	0	0	1	7		
55	Diallo, Aboubacar	g	2-2	0-0	0-0	2	2	4	1	4	1	0	3	0	10		
	Team					3	1	4									
	Totals		25-63	6-16	12-18	15	28	43	28	68	11	16	4	10	200		

FG % 1st Half: 11-28 39.3% 2nd half: 14-35 40.0% Game: 25-63 39.7%
3FG % 1st Half: 3-7 42.9% 2nd half: 3-9 33.3% Game: 6-16 37.5%
FT % 1st Half: 8-11 72.7% 2nd half: 4-7 57.1% Game: 12-18 66.7%

Nebraska 72 • 1-0

#	Player	Total			3-Ptr			Rebounds			PF	TP	A	TO	Blk	Stl	Min
		FG	FGA	FT	FTA	Off	Def	Tot									
14	Copeland, Isaac	f	4-6	0-2	0-0	1	4	5	2	8	1	1	1	1	22		
32	Tshimanga, Jordy	c	0-3	0-0	2-4	6	5	11	3	2	2	0	0	0	20		
05	Watson Jr., Glynn	g	6-14	1-4	8-10	0	1	1	2	21	3	2	1	1	34		
11	Taylor, Evan	g	3-7	0-0	6-11	2	2	4	3	12	1	2	1	2	26		
24	Palmer Jr., James	g	4-14	1-5	3-7	0	3	3	0	12	2	2	0	1	36		
00	Okeke, Duby	g	0-1	0-0	0-0	0	0	0	0	0	0	0	0	0	3		
10	McVeigh, Jack	g	0-1	0-1	0-0	1	1	2	2	0	0	2	0	0	12		
12	Allen, Thomas	g	2-6	2-3	0-0	0	1	1	0	6	2	1	0	0	16		
15	Roby, Isaiah	g	3-5	1-1	4-7	4	9	13	3	11	0	2	6	1	26		
20	Borchardt, Tanner	g	0-0	0-0	0-0	0	0	0	1	0	0	0	0	0	1		
	Team					2	1	3									
	Totals		22-57	5-16	23-39	16	27	43	16	72	11	12	9	6	200		

FG % 1st Half: 13-31 41.9% 2nd half: 9-26 34.6% Game: 22-57 38.6%
3FG % 1st Half: 3-10 30.0% 2nd half: 2-6 33.3% Game: 5-16 31.3%
FT % 1st Half: 5-9 55.6% 2nd half: 18-30 60.0% Game: 23-39 59.0%

Officials: Kelly Pfeifer, Lewis Garrison, Rob Kueneman
Technical fouls: Eastern Illinois-None, Nebraska-None.
Attendance: 15524
Actual Attendance: 11,104

Score by periods	1st	2nd	Total
Eastern Illinois	33	35	68
Nebraska	34	38	72

Points	In	Off	2nd	Fast	Bench
ELI	Paint	T/O	Chance	Break	
Eastern Illinois	28	7	12	4	18
Nebraska	24	9	6	4	17

Official Basketball Box Score -- Game Totals -- Final Statistics
Nebraska vs St. John's
11/16/17 6:30 p.m. at Queens, N.Y. (Carnesecca Arena)

Nebraska 56 • 2-1

#	Player	Total			3-Ptr			Rebounds			PF	TP	A	TO	Blk	Stl	Min
		FG	FGA	FT	FTA	Off	Def	Tot									
14	Copeland, Isaac	f	2-9	0-4	1-2	0	7	7	1	5	1	1	2	2	28		
32	Tshimanga, Jordy	c	1-2	0-0	2-2	2	1	3	1	4	0	2	0	0	11		
05	Watson Jr., Glynn	g	1-9	1-5	2-4	0	1	1	4	5	0	2	0	0	25		
11	Taylor, Evan	g	3-8	2-3	1-1	1	4	5	3	9	2	4	0	1	32		
24	Palmer Jr., James	g	4-10	1-2	4-5	3	2	5	4	13	3	3	1	0	27		
00	Okeke, Duby	g	1-1	0-0	0-0	0	1	1	0	2	0	0	1	0	9		
03	Laws, Malcolm	g	0-1	0-0	0-0	0	0	0	0	0	0	0	0	0	1		
10	McVeigh, Jack	g	0-1	0-1	0-0	0	0	0	2	0	0	0	0	0	4		
12	Allen, Thomas	g	1-4	1-2	0-0	1	0	1	0	3	1	2	0	0	10		
13	Gill, Anton	g	1-7	1-6	4-4	0	2	2	1	7	0	1	0	1	24		
15	Roby, Isaiah	g	2-4	0-2	4-4	1	5	6	3	8	2	0	1	0	22		
20	Borchardt, Tanner	g	0-0	0-0	0-2	1	1	2	1	0	0	0	0	0	5		
25	Akenten, Nana	g	0-1	0-1	0-0	0	1	1	0	0	0	0	0	0	1		
34	Thorbjarnarson, Thor	g	0-0	0-0	0-0	0	0	0	0	0	0	1	0	0	1		
	Team					2	3	5									
	Totals		16-57	6-26	18-24	11	28	39	20	56	9	16	5	4	200		

FG % 1st Half: 8-27 29.6% 2nd half: 8-30 26.7% Game: 16-57 28.1%
3FG % 1st Half: 3-10 30.0% 2nd half: 3-16 18.8% Game: 6-26 23.1%
FT % 1st Half: 5-8 62.5% 2nd half: 13-16 81.3% Game: 18-24 75.0%

St. John's 79 • 3-0

#	Player	Total			3-Ptr			Rebounds			PF	TP	A	TO	Blk	Stl	Min
		FG	FGA	FT	FTA	Off	Def	Tot									
01	AHMED, Bashir	f	6-13	2-4	1-2	3	2	5	3	15	1	1	0	1	32		
12	CLARK II, Marvin	f	2-6	1-1	2-2	3	2	5	5	7	0	4	0	0	26		
03	PONDS, Shamorie	g	8-17	0-5	6-7	1	6	7	2	22	5	1	0	2	33		
05	SIMON, Justin	g	6-11	1-1	0-2	0	12	12	3	13	1	0	3	4	29		
20	LOVETT, Marcus	g	6-14	1-4	1-3	2	1	3	1	14	3	2	0	1	35		
10	ALIBEGOVIC, Amar	g	0-1	0-1	0-0	0	0	0	0	0	0	0	0	0	1		
11	OWENS, Tariq	g	2-4	0-0	2-2	4	5	9	4	6	0	0	6	0	24		
12	TRIMBLE JR, Bryan	g	0-1	0-1	0-0	0	0	0	1	0	0	0	0	0	5		
14	YAKWE, Kassoum	g	0-2	0-0	2-2	2	3	5	2	2	0	1	1	0	15		
	Team					1	3	4									
	Totals		30-69	5-17	14-20	16	34	50	22	79	10	9	10	8	200		

FG % 1st Half: 14-35 40.0% 2nd half: 16-34 47.1% Game: 30-69 43.5%
3FG % 1st Half: 2-9 22.2% 2nd half: 3-8 37.5% Game: 5-17 29.4%
FT % 1st Half: 7-12 58.3% 2nd half: 7-8 87.5% Game: 14-20 70.0%

Officials: Bo Boroski, Gene Steratore, Terry Oglesvy
Technical fouls: Nebraska-Palmer Jr., James. St. John's-TEAM.
Attendance: 4652

Score by periods	1st	2nd	Total
Nebraska	24	32	56
St. John's	37	42	79

Points	In	Off	2nd	Fast	Bench
NEB	Paint	T/O	Chance	Break	
Nebraska	16	10	10	4	20
St. John's	14	15	12	10	8

Last FG - NEB 2nd-03:55. SJU 2nd-00:47.

Score tied - 1 time.

North Texas vs Nebraska
11/13/17 7:01 p.m. at Pinnacle Bank Arena (Lincoln, Neb.)

North Texas 67 • 1-1

#	Player	Total			3-Ptr			Rebounds			PF	TP	A	TO	Blk	Stl	Min
		FG	FGA	FT	FTA	Off	Def	Tot									
00	Temara, Shane	f	7-10	2-4	0-0	5	6	11	4	16	0	0	1	0	27		
50	Woolridge, Ryan	g	5-11	0-1	4-6	2	4	6	5	14	0	5	0	1	27		
01	Lawson, A.J.	g	1-4	0-0	0-0	0	1	1	5	2	0	1	0	0	11		
03	Smart, Roosevelt	g	2-14	1-4	0-0	1	3	4	1	5	1	2	0	1	28		
04	Gibson, Umoja	g	1-4	0-1	0-0	2	0	2	0	2	2	1	0	1	15		
02	Duffy, Jordan	g	1-4	0-1	1-2	0	2	2	4	3	1	1	0	0	17		
05	Holston, Allante	g	3-8	0-1	4-7	2	4	6	1	10	1	1	0	0	20		
14	Jackson, Bryce	g	0-1	0-1	0-0	2	1	3	1	0	0	1	0	0	5		
20	Arikawe, Tope	g	0-1	0-0	1-2	0	1	1	4	1	0	1	0	0	11		
22	Fuller, Khalil	g	0-0	0-0	0-0	0	0	0	0	2	0	0	0	0	3		
24	Simmons, Zachary	g	2-3	0-0	0-0	0	0	0	5	4	0	0	1	0	12		
55	Draper, DJ	g	3-3	3-3	1-1	0	0	0	2	10	2	3	0	0	24		
	Team					2	1	3									
	Totals		25-63	6-16	11-18	16	23	39	34	67	7	17	2	3	200		

FG % 1st Half: 11-35 31.4% 2nd half: 14-28 50.0% Game: 25-63 39.7%
3FG % 1st Half: 4-12 33.3% 2nd half: 2-4 50.0% Game: 6-16 37.5%
FT % 1st Half: 4-6 66.7% 2nd half: 7-12 58.3% Game: 11-18 61.1%

Nebraska 86 • 2-0

#	Player	Total			3-Ptr			Rebounds			PF	TP	A	TO	Blk	Stl	Min
		FG	FGA	FT	FTA	Off	Def	Tot									
14	Copeland, Isaac	f	1-7	0-2	6-8	2	6	8	1	8	2	0	4	1	22		
32	Tshimanga, Jordy	c	1-2	0-0	0-0	4	1	5	3	2	1	2	0	0	10		
05	Watson Jr., Glynn	g	5-10	1-4	4-6	0	4	4	3	15	2	1	0	2	29		
11	Taylor, Evan	g	1-3	0-0	10-12	0	2	2	3	12	2	1	1	1	26		
24	Palmer Jr., James	g	6-13	2-4	4-6	3	2	5	3	18	2	5	0	2	28		
00	Okeke, Duby	g	1-2	0-0	0-0	1	2	3	2	2	0	2	3	0	16		
03	Laws, Malcolm	g	0-1	0-0	0-0	0	0	0	0	0	0	0	0	0	3		
10	McVeigh, Johnny	g	0-0	0-0	1-2	0	0	0	1	1	1	0	0	0	3		
10	McVeigh, Jack	g	4-7	1-2													

MISC STATS 2017-18 BOXSCORES

UCF vs Nebraska 11/23/17 6:01 PM at HP Field House (Lake Buena Vista, Fla.)

UCF 68 • 4-0

##	Player	Total			3-Ptr			Rebounds			PF	TP	A	TO	Blk	Stl	Min
		FG-FGA	FG-FGA	FT-FTA	FG-FGA	FG-FGA	FT-FTA	Off	Def	Tot							
03	DAVIS, AJ	f	2-7	1-2	3-4	1	9	10	2	8	7	4	0	3	32		
24	FALL, Tacko	c	5-8	0-0	1-1	2	6	8	3	11	0	2	4	1	25		
02	ALLEN, Terrell	g	3-6	0-0	1-4	0	2	2	4	7	2	2	0	0	24		
04	DEJESUS, Ceasar	g	6-10	0-0	3-5	0	3	3	3	15	3	2	0	0	34		
22	MCSADDEN, Chance	g	1-5	0-2	2-3	2	3	5	0	4	0	2	0	2	34		
05	DOUGLAS, Myles	g	2-4	2-3	2-5	0	2	2	2	8	0	2	0	0	12		
10	GRIFFIN, Dayton	g	2-3	0-1	0-0	2	2	4	2	4	0	2	0	0	18		
21	BROWN, Chad	g	3-5	0-0	0-1	1	0	1	0	6	0	1	0	0	15		
33	MUMIN, Djordjije	g	1-1	1-1	2-2	0	1	1	0	5	0	0	0	0	6		
Team						1	0	1									
Totals			25-49	4-9	14-25	9	28	37	16	68	12	17	4	6	200		

FG % 1st Half: 15-26 57.7% 2nd half: 10-23 43.5% Game: 25-49 51.0% Deadball Rebounds 5
 3FG % 1st Half: 2-4 50.0% 2nd half: 2-5 40.0% Game: 4-9 44.4%
 FT % 1st Half: 4-7 57.1% 2nd half: 10-18 55.6% Game: 14-25 56.0%

Nebraska 59 • 3-2

##	Player	Total			3-Ptr			Rebounds			PF	TP	A	TO	Blk	Stl	Min
		FG-FGA	FG-FGA	FT-FTA	FG-FGA	FG-FGA	FT-FTA	Off	Def	Tot							
14	Copeland, Isaac	f	3-10	1-4	1-2	1	6	7	3	8	1	3	0	0	30		
32	Tshimanga, Jordy	c	3-6	0-0	0-1	3	7	10	5	6	0	4	0	1	24		
05	Watson Jr., Glynn	g	5-17	1-7	0-0	1	3	4	3	11	7	1	1	4	38		
11	Taylor, Evan	g	1-5	1-2	4-4	1	0	1	2	7	2	0	0	0	31		
24	Palmer Jr., James	g	8-13	2-3	4-4	3	0	3	2	22	3	2	2	34			
00	Okeke, Duby	g	0-1	0-0	0-0	2	0	2	3	0	0	0	1	0	4		
10	McVeigh, Jack	g	0-1	0-1	0-0	1	0	1	0	0	0	0	0	0	3		
12	Allen, Thomas	g	0-2	0-0	0-0	0	0	0	0	0	0	0	0	0	4		
13	Gill, Anton	g	1-4	1-2	2-2	0	0	0	0	5	1	0	0	1	14		
15	Roby, Isaiah	g	0-2	0-2	0-0	0	3	3	4	0	0	1	1	0	14		
20	Borchardt, Tanner	g	0-0	0-0	0-0	0	0	0	2	0	0	1	0	0	4		
Team						1	2	3	1								
Totals			21-61	6-21	11-13	13	21	34	25	59	13	13	5	8	200		

FG % 1st Half: 7-28 25.0% 2nd half: 14-33 42.4% Game: 21-61 34.4% Deadball Rebounds 1
 3FG % 1st Half: 2-13 15.4% 2nd half: 4-8 50.0% Game: 6-21 28.6%
 FT % 1st Half: 4-4 100.0% 2nd half: 7-9 77.8% Game: 11-13 84.6%

Officials: Rick Crawford, Zelton Steed, Kevin Mathis
 Technical fouls: UCF-None. Nebraska-TEAM.
 Attendance: 2017 AdvoCare Invitational

Score by periods	1st	2nd	Total
UCF	36	32	68
Nebraska	20	39	59

Points	In	Off	2nd	Fast	Bench
UCF	36	12	6	4	23
NEB	20	17	11	6	5

Last FG - UCF 2nd-00:44, NEB 2nd-00:21.
 Largest lead - UCF by 18 1st-05:29, NEB by 2 1st-13:25.
 UCF led for 36:41, NEB led for 02:49. Game was tied for 00:29.

Score tied - 1 time.
 Lead changed - 4 times.

Long Beach State vs Nebraska 11/26/17 2:31 PM at HP Field House (Lake Buena Vista, Fla.)

Long Beach State 80 • 3-4

##	Player	Total			3-Ptr			Rebounds			PF	TP	A	TO	Blk	Stl	Min
		FG-FGA	FG-FGA	FT-FTA	FG-FGA	FG-FGA	FT-FTA	Off	Def	Tot							
00	Levin, Gabe	f	9-20	0-1	4-5	9	7	16	2	22	2	2	1	3	32		
05	Riggins, Mason	f	7-10	0-0	0-1	5	2	7	3	14	1	0	0	1	29		
13	Ogalue, Barry	f	0-0	0-0	0-0	0	0	0	1	0	0	1	0	0	12		
10	Alberts, Bryan	g	4-9	1-4	0-2	1	2	3	4	9	1	1	0	0	31		
15	Booker, Deishuan	g	7-11	0-1	1-2	1	2	3	2	15	12	10	1	1	31		
02	Jackson, Javontie	g	1-3	0-0	0-0	0	0	0	2	2	0	0	1	0	5		
03	Roberts, Jordan	g	0-2	0-0	0-1	0	1	1	1	0	0	0	0	0	6		
04	Yussuf, Temidayo	g	2-5	0-0	3-3	2	4	6	2	7	1	4	1	0	10		
11	Griffin, Jordan	g	4-5	3-4	0-0	0	0	0	0	11	0	0	0	0	13		
14	Byers, KJ	g	0-0	0-0	0-0	0	5	5	3	0	1	1	2	1	22		
23	Maxhuni, Edon	g	0-2	0-1	0-0	0	0	0	0	0	1	2	0	0	9		
Team						3	1	4									
Totals			34-67	4-11	8-14	21	24	45	18	80	19	21	6	6	200		

FG % 1st Half: 15-29 51.7% 2nd half: 19-38 50.0% Game: 34-67 50.7% Deadball Rebounds 2
 3FG % 1st Half: 3-6 50.0% 2nd half: 1-5 20.0% Game: 4-11 36.4%
 FT % 1st Half: 7-12 58.3% 2nd half: 1-2 50.0% Game: 8-14 57.1%

Nebraska 85 • 5-2

##	Player	Total			3-Ptr			Rebounds			PF	TP	A	TO	Blk	Stl	Min
		FG-FGA	FG-FGA	FT-FTA	FG-FGA	FG-FGA	FT-FTA	Off	Def	Tot							
14	Copeland, Isaac	f	5-11	2-4	1-1	2	5	7	1	13	2	2	0	1	31		
32	Tshimanga, Jordy	c	2-5	0-0	0-0	1	3	4	5	4	1	0	2	1	16		
05	Watson Jr., Glynn	g	10-14	2-3	4-4	1	0	1	26	5	2	1	6	31			
11	Taylor, Evan	g	3-5	0-0	1-1	0	0	0	2	7	6	2	2	4	33		
24	Palmer Jr., James	g	3-11	0-3	5-8	1	4	5	1	11	5	3	1	0	33		
00	Okeke, Duby	g	0-2	0-0	0-0	4	0	4	0	4	0	1	0	1	4		
10	McVeigh, Jack	g	1-2	0-0	0-0	0	0	0	1	2	0	1	0	1	3		
12	Allen, Thomas	g	1-2	0-1	2-2	0	0	0	0	4	1	0	0	0	6		
13	Gill, Anton	g	6-11	3-5	1-2	0	0	0	16	0	0	1	0	0	29		
15	Roby, Isaiah	g	0-2	0-0	0-0	1	0	1	2	0	1	1	0	0	4		
20	Borchardt, Tanner	g	1-2	0-0	0-0	0	3	3	1	2	0	0	0	1	10		
Team						4	1	5									
Totals			32-67	7-16	14-18	14	16	30	18	85	21	13	7	15	200		

FG % 1st Half: 21-36 58.3% 2nd half: 11-31 35.5% Game: 32-67 47.8% Deadball Rebounds 1
 3FG % 1st Half: 5-10 50.0% 2nd half: 2-6 33.3% Game: 7-16 43.8%
 FT % 1st Half: 2-3 66.7% 2nd half: 12-15 80.0% Game: 14-18 77.8%

Officials: Zelton Steed, Kevin Mathis, Peter Juzenas
 Technical fouls: Long Beach State-None. Nebraska-None.
 Attendance: 1712
 2017 AdvoCare Invitational

Score by periods	1st	2nd	Total
Long Beach State	40	40	80
Nebraska	49	36	85

Points	In	Off	2nd	Fast	Bench
LBSU	46	15	19	11	20
NEB	44	31	14	24	24

Last FG - LBSU 2nd-00:03, NEB 2nd-04:08.
 Largest lead - LBSU None, NEB by 22 2nd-16:38.
 LBSU led for 00:00, NEB led for 39:33. Game was tied for 00:27.

Score tied - 0 times.
 Lead changed - 0 times.

Nebraska vs Marist 11/24/17 7:36 PM at HP Field House (Lake Buena Vista, Fla.)

Nebraska 84 • 4-2

##	Player	Total			3-Ptr			Rebounds			PF	TP	A	TO	Blk	Stl	Min
		FG-FGA	FG-FGA	FT-FTA	FG-FGA	FG-FGA	FT-FTA	Off	Def	Tot							
14	Copeland, Isaac	f	8-12	0-2	1-1	1	2	3	0	17	1	0	2	0	23		
32	Tshimanga, Jordy	c	1-2	0-0	1-3	1	2	3	3	3	1	2	1	1	20		
05	Watson Jr., Glynn	g	4-8	1-2	0-0	2	3	5	2	9	5	0	0	1	23		
11	Taylor, Evan	g	4-5	2-2	0-0	1	1	2	1	10	5	2	0	1	26		
24	Palmer Jr., James	g	5-11	2-5	3-4	1	4	5	1	15	2	3	0	1	27		
00	Okeke, Duby	g	0-0	0-0	0-0	0	1	1	2	0	2	1	1	1	11		
03	Laws, Malcolm	g	0-3	0-2	0-0	0	0	0	0	0	0	0	0	0	4		
04	Trueblood, Johnny	g	0-0	0-0	0-0	0	0	0	0	0	0	0	0	0	1		
10	McVeigh, Jack	g	0-0	0-0	0-0	0	0	0	0	0	0	0	0	0	3		
12	Allen, Thomas	g	1-4	0-1	0-0	0	1	1	2	2	0	0	0	0	13		
13	Gill, Anton	g	6-8	5-7	0-0	0	1	1	3	17	3	0	0	0	23		
15	Roby, Isaiah	g	3-3	0-0	0-0	1	2	3	0	6	3	1	2	1	16		
20	Borchardt, Tanner	g	0-0	0-0	0-0	2	1	3	1	0	0	0	0	0	4		
25	Akenten, Nana	g	1-3	1-3	0-0	1	0	1	0	3	0	0	0	0	4		
34	Thorjarnarson, Thor	g	1-1	0-0	0-0	0	1	1	0	2	1	0	0	1	2		
Team						0	0	0									



Nebraska vs Michigan State
12/3/17 4:30 p.m. at Breslin Center, East Lansing, Mich.

Nebraska 57 • 6-3, 0-1

#	Player	Total			3-Ptr			Rebounds			PF	TP	A	TO	Blk	Stl	Min
		FG-FGA	FG-FGA	FT-FTA	FG-FGA	FG-FGA	FT-FTA	Off	Def	Tot							
05	Watson Jr., Glynn	* 2-11	2-3	0-0	1	2	3	1	6	2	2	0	0	0	0	29	
11	Taylor, Evan	* 3-5	1-2	1-2	1	4	5	4	8	2	2	0	0	0	0	23	
14	Copeland, Isaac	* 1-9	0-3	2-2	1	3	4	2	4	1	0	0	0	0	20		
24	Palmer Jr., James	* 4-12	1-4	6-9	2	0	2	2	15	3	0	1	0	0	26		
32	Tshimanga, Jordy	* 1-6	0-0	2-2	1	0	1	5	4	0	0	0	0	0	10		
00	Okeke, Duby	0-2	0-0	0-0	1	2	3	4	0	0	1	0	0	0	10		
10	McVeigh, Jack	2-4	2-3	0-0	0	1	1	0	6	0	0	0	0	0	5		
12	Allen, Thomas	0-1	0-0	0-0	0	0	0	0	0	0	0	0	0	0	11		
13	Gill, Anton	2-6	2-4	1-2	1	4	5	2	7	1	0	0	0	0	23		
15	Roby, Isaiah	2-3	2-2	1-2	0	6	6	3	7	0	0	0	0	0	23		
20	Borchardt, Tanner	0-1	0-0	0-1	1	2	3	1	0	1	0	0	0	0	11		
25	Akenten, Nana	0-1	0-1	0-0	0	0	0	0	0	0	0	0	0	0	6		
34	Thorbjarnarson, Thor	0-1	0-0	0-0	1	0	1	1	0	0	0	0	0	0	3		
Team					0	0	0										
Totals		17-62	10-22	13-20	10	24	34	25	57	10	5	1	0	0	0	200	

FG % 1st Half: 6-24 25.0% 2nd half: 11-38 28.9% Game: 17-62 27.4%
 3FG % 1st Half: 3-8 37.5% 2nd half: 7-14 50.0% Game: 10-22 45.5%
 FT % 1st Half: 11-14 78.6% 2nd half: 2-6 33.3% Game: 13-20 65.0%

Michigan State 86 • 7-1, 1-0

#	Player	Total			3-Ptr			Rebounds			PF	TP	A	TO	Blk	Stl	Min
		FG-FGA	FG-FGA	FT-FTA	FG-FGA	FG-FGA	FT-FTA	Off	Def	Tot							
01	Langford, Joshua	* 2-5	0-0	4-6	0	5	5	3	8	0	2	0	0	0	0	25	
02	Jackson Jr., Jaren	* 3-9	1-4	8-8	3	7	10	2	15	1	1	3	0	0	0	24	
05	Winston, Cassius	* 6-10	2-5	2-2	0	6	6	0	16	7	2	0	0	0	0	28	
22	Bridges, Miles	* 4-12	1-4	3-3	2	4	6	1	12	0	1	1	1	1	29		
44	Ward, Nick	* 6-7	0-0	10-13	4	3	7	4	22	1	0	3	0	0	16		
11	Nairn Jr., Lourawls	2-2	1-1	0-0	0	2	2	1	5	5	0	1	0	0	22		
13	Carter, Ben	1-1	0-0	0-0	0	1	1	0	2	0	0	0	0	0	9		
23	McQuaid, Matt	0-4	0-4	0-0	0	0	0	1	0	1	0	0	0	0	14		
23	Tillman, Xavier	2-4	0-0	0-0	1	3	4	3	4	0	0	1	0	0	10		
25	Goins, Kenny	0-0	0-0	0-0	0	1	1	0	0	1	0	1	0	0	8		
34	Schilling, Gavin	0-1	0-0	0-4	1	0	1	1	0	0	0	1	0	0	12		
41	George, Conner	1-2	0-1	0-0	0	2	2	0	2	0	0	0	0	0	3		
Team					1	2	3										
Totals		27-57	5-19	27-36	12	36	48	16	86	16	6	11	1	0	0	200	

FG % 1st Half: 13-28 46.4% 2nd half: 14-29 48.3% Game: 27-57 47.4%
 3FG % 1st Half: 1-7 14.3% 2nd half: 4-12 33.3% Game: 5-19 26.3%
 FT % 1st Half: 11-19 57.9% 2nd half: 16-17 94.1% Game: 27-36 75.0%

Officials: Terry Wymer, Mike Eades, Rob Riley
 Technical fouls: Nebraska-None. Michigan State-None.
 Attendance: 14797

Score by periods	1st	2nd	Total
Nebraska	26	31	57
Michigan State	38	48	86

	In	Off	2nd	Fast	Bench
Nebraska	8	3	11	5	20
MSU	32	6	21	8	13

Last FG - NEB 2nd-02:45, MSU 2nd-00:22.
 Largest lead - NEB 10, MSU by 29 2nd-00:22.
 NEB led for 00:00. MSU led for 37:57. Game was tied for 02:03.

Score tied - 1 time.
 Lead changed - 0 times.

Minnesota vs Nebraska
12/05/17 8:07 p.m. at Pinnacle Bank Arena (Lincoln, Neb.)

Minnesota 68 • 8-2, 1-1

#	Player	Total			3-Ptr			Rebounds			PF	TP	A	TO	Blk	Stl	Min
		FG-FGA	FG-FGA	FT-FTA	FG-FGA	FG-FGA	FT-FTA	Off	Def	Tot							
03	Murphy, Jordan	f 4-12	0-1	2-2	8	4	12	4	10	1	3	1	1	0	1	28	
22	Lynch, Reggie	c 3-6	0-0	3-4	4	5	9	4	9	0	5	2	0	0	0	33	
01	McBrayer, Dupree	g 3-7	1-1	0-0	0	2	2	1	7	2	2	0	0	2	28		
02	Mason, Nate	g 5-16	3-6	7-10	0	4	4	4	20	3	0	0	1	0	35		
05	Coffey, Amir	g 5-15	1-4	6-8	2	3	5	3	17	0	2	0	0	0	38		
04	Harris, Jamir	0-0	0-0	0-0	0	0	0	0	0	0	0	0	0	0	1		
11	Washington, Isaiah	2-7	1-3	0-0	0	0	0	0	1	5	2	0	0	0	17		
20	Fitzgerald, Davonte	0-3	0-1	0-0	0	0	0	0	3	0	0	0	1	1	8		
21	Konate, Bakary	0-2	0-0	0-0	0	2	2	2	0	0	0	0	0	0	6		
42	Hurt, Michael	0-0	0-0	0-0	0	1	1	1	0	1	0	0	0	0	6		
Team					1	2	3										
Totals		22-68	6-16	18-24	15	23	38	23	68	9	13	4	6	200			

FG % 1st Half: 12-36 33.3% 2nd half: 10-32 31.3% Game: 22-68 32.4%
 3FG % 1st Half: 3-7 42.9% 2nd half: 3-9 33.3% Game: 6-16 37.5%
 FT % 1st Half: 4-5 80.0% 2nd half: 14-19 73.7% Game: 18-24 75.0%

Nebraska 78 • 7-3, 1-1

#	Player	Total			3-Ptr			Rebounds			PF	TP	A	TO	Blk	Stl	Min
		FG-FGA	FG-FGA	FT-FTA	FG-FGA	FG-FGA	FT-FTA	Off	Def	Tot							
14	Copeland, Isaac	f 3-5	2-4	4-5	1	4	5	0	12	1	3	2	1	0	0	28	
32	Tshimanga, Jordy	c 2-5	0-0	0-0	2	4	6	4	4	1	2	1	0	0	21		
05	Watson Jr., Glynn	g 9-17	2-6	9-10	2	7	9	3	29	2	0	3	2	0	32		
11	Taylor, Evan	g 1-4	0-1	2-2	1	6	7	3	4	3	2	1	2	1	28		
24	Palmer Jr., James	g 3-10	1-5	4-6	1	2	3	2	11	4	2	0	0	0	34		
00	Okeke, Duby	2-3	0-0	0-2	1	2	3	2	4	0	1	3	0	0	16		
12	Allen, Thomas	2-2	1-1	0-0	0	2	2	0	5	0	0	0	0	0	7		
13	Gill, Anton	1-5	0-4	3-3	0	1	1	1	5	0	2	0	1	1	19		
15	Roby, Isaiah	2-2	0-0	0-0	1	2	3	4	4	0	2	1	0	0	17		
Team					0	3	3										
Totals		25-53	6-21	22-28	9	33	42	19	78	11	7	9	5	200			

FG % 1st Half: 12-30 40.0% 2nd half: 13-23 56.5% Game: 25-53 47.2%
 3FG % 1st Half: 4-13 30.8% 2nd half: 2-8 25.0% Game: 6-21 28.6%
 FT % 1st Half: 11-13 84.6% 2nd half: 11-15 73.3% Game: 22-28 78.6%

Officials: Bo Boroski, Terry Oglesby, Chris Beaver
 Technical fouls: Minnesota-Coffey, Amir. Nebraska-Tshimanga, Jordy; Palmer Jr., James.
 Attendance: 15598
 Actual Attendance: 13,847
 Technical Fouls: Nebraska - 2 Minnesota - 1 04:37 2nd half

Score by periods	1st	2nd	Total
Minnesota	31	37	68
Nebraska	39	39	78

	In	Off	2nd	Fast	Bench
Minnesota	8	3	11	5	20
Nebraska	32	17	9	10	18

Last FG - MINN 2nd-00:47, NEB 2nd-03:42.
 Largest lead - MINN by 2 1st-15:50, NEB by 17 2nd-07:16.
 MINN led for 02:07. NEB led for 33:29. Game was tied for 04:24.

Score tied - 4 times.
 Lead changed - 4 times.

Kansas vs Nebraska
12/16/17 7:01 p.m. at Pinnacle Bank Arena (Lincoln, Neb.)

Kansas 73 • 8-2

#	Player	Total			3-Ptr			Rebounds			PF	TP	A	TO	Blk	Stl	Min
		FG-FGA	FG-FGA	FT-FTA	FG-FGA	FG-FGA	FT-FTA	Off	Def	Tot							
35	Azubuike, Udoka	c 13-17	0-0	0-0	5	5	10	3	26	1	0	1	0	1	34		
02	Vick, Lagerald	g 4-9	1-3	0-0	1	4	5	1	9	3	2	1	3	27			
04	Graham, Devonte'	g 5-11	4-7	4-4	0	2	2	4	18	8	3	0	0	0	38		
10	Mykhailiuk, Svi	g 6-16	2-7	0-0	1	2	3	3	14	3	2	0	0	0	36		
14	Newman, Malik	g 0-6	0-3	0-0	1	5	6	2	0	2	2	0	2	0	31		
00	Garrett, Marcus	0-4	0-2	0-0	1	2	3	0	0	1	0	0	0	2	16		
03	Cunliffe, Sam	0-0	0-0	0-0	0	0	0	0	0	0	0	0	0	0	2		
44	Lightfoot, Mitch	1-2	0-0	4-4	2	2	4	0	6	1	1	1	1	1	14		
Team					0	0	0										
Totals		29-65	7-22	8-8	11	22	33	13	73	19	12	3	8	200			

FG % 1st Half: 14-32 43.8% 2nd half: 15-33 45.5% Game: 29-65 44.6%
 3FG % 1st Half: 4-9 44.4% 2nd half: 3-13 23.1% Game: 7-22 31.8%
 FT % 1st Half: 4-4 100.0 2nd half: 4-4 100.0 Game: 8-8 100.0

Nebraska 72 • 7-5

MISC STATS 2017-18 BOXSCORES

UTSA vs Nebraska 12/20/17 7:01 p.m. at Pinnacle Bank Arena (Lincoln, Neb.)

UTSA 94 • 7-6

#	Player	Total			3-Ptr			Rebounds			PF	TP	A	TO	Blk	Stl	Min
		FG	FGA	FT	FTA	FG	FGA	FT	FTA	Off							
03	FROHNEN, Byron	* 3-6	0-0	4-4	3	2	3	10	0	0	0	25					
05	DE NICOLAIO, Giovanni	* 3-11	0-3	0-0	0	1	1	3	6	7	1	0	2	31			
11	KARRER, Austin	* 0-1	0-0	0-0	1	5	6	5	0	1	0	0	1	18			
22	WALLACE, Keaton	* 4-15	1-6	1-1	1	2	3	3	10	1	1	1	1	25			
25	ALLEN, Nick	* 5-10	2-3	0-0	2	3	5	5	12	0	1	1	1	24			
01	LYLE, Deon	* 5-7	5-6	0-0	0	0	0	5	15	1	0	0	1	21			
02	JACKSON, Jhivvan	* 9-20	5-10	3-3	0	3	3	4	26	2	1	0	0	27			
31	RAMMAL, Kendall	* 1-1	0-0	0-0	1	0	1	0	2	0	0	0	0	2			
35	WILLBORN III, George	* 3-5	0-1	0-0	2	5	7	2	6	1	2	0	0	14			
41	VAN RY, Toby	* 2-2	2-2	1-2	0	0	0	1	7	1	0	0	0	13			
	Team				3	0	3										
	Totals	35-78	15-31	9-10	13	21	34	31	94	14	6	2	4	200			

FG % 1st Half: 16-39 41.0% 2nd half: 19-39 48.7% Game: 35-78 44.9% Deadball Rebounds 0
 3FG % 1st Half: 6-13 46.2% 2nd half: 9-18 50.0% Game: 15-31 48.4%
 FT % 1st Half: 4-5 80.0% 2nd half: 5-5 100.0 Game: 9-10 90.0%

Nebraska 104 • 8-5

#	Player	Total			3-Ptr			Rebounds			PF	TP	A	TO	Blk	Stl	Min
		FG	FGA	FT	FTA	FG	FGA	FT	FTA	Off							
05	Watson Jr., Glynn	* 5-13	2-3	1-4	1	0	1	4	13	2	0	0	1	22			
11	Taylor, Evan	* 4-6	1-2	7-8	1	3	4	1	16	4	1	1	1	31			
14	Copeland, Isaac	* 2-6	0-3	1-2	3	5	8	2	5	4	1	0	1	34			
24	Palmer Jr., James	* 5-11	2-5	13-17	2	5	7	0	25	2	1	0	0	34			
32	Tshimanga, Jordy	* 2-3	0-0	1-2	1	6	7	0	5	0	2	0	0	11			
00	Okeke, Duby	0-0	0-0	0-0	1	0	1	0	0	0	0	0	0	2			
10	McVeigh, Jack	1-2	1-2	0-0	0	0	0	0	3	0	0	0	0	4			
12	Allen, Thomas	1-1	1-1	3-4	0	3	3	1	6	1	0	0	1	15			
13	Gill, Anton	6-11	4-8	5-5	1	3	4	0	21	1	0	0	0	25			
15	Roby, Isaiah	2-2	0-0	6-8	3	3	6	3	10	0	2	1	1	22			
	Team				0	3	3										
	Totals	28-55	11-24	37-50	13	31	44	12	104	14	7	2	5	200			

FG % 1st Half: 15-30 50.0% 2nd half: 13-25 52.0% Game: 28-55 50.9% Deadball Rebounds 6
 3FG % 1st Half: 4-12 33.3% 2nd half: 7-12 58.3% Game: 11-24 45.8%
 FT % 1st Half: 15-22 68.2% 2nd half: 22-28 78.6% Game: 37-50 74.0%

Officials: Gene Stretatore, Lamont Simpson, Donnie Eppley
 Technical fouls: UTSA-None, Nebraska-None.
 Attendance: 14382
 Actual Attendance: 10,032

Score by periods	1st	2nd	Total
UTSA	42	52	94
Nebraska	49	55	104

Last FG - UTSA 2nd-00:13, NEB 2nd-02:48.
 Largest lead - UTSA by 3 1st-13:54, NEB by 14 1st-04:25.
 UTSA led for 04:49, NEB led for 30:14. Game was tied for 04:57.

Stetson vs Nebraska 12/29/17 7:01 p.m. at Pinnacle Bank Arena (Lincoln, Neb.)

Stetson 62 • 7-8

#	Player	Total			3-Ptr			Rebounds			PF	TP	A	TO	Blk	Stl	Min
		FG	FGA	FT	FTA	FG	FGA	FT	FTA	Off							
03	GLASFORD, B.J.	* 1-11	1-5	0-0	0	3	3	2	3	2	1	0	0	20			
04	MYLES, Divine	* 7-17	0-0	3-5	2	7	9	4	17	3	1	0	2	36			
05	RIVERA, Angel	* 1-2	0-1	0-0	0	4	4	5	2	2	2	0	0	33			
14	DENNIS, Larry	* 3-7	0-0	0-1	1	5	6	4	6	0	2	0	1	17			
33	DOYLE, Luke	* 5-11	2-5	0-0	1	2	3	3	12	2	3	0	2	25			
00	JONES, Christiaan	0-1	0-1	1-2	0	1	1	0	1	1	0	0	1	10			
01	MATTHEWS, Keith	0-0	0-0	0-0	0	1	1	1	0	0	0	0	0	9			
02	McKEYTHON, Raine	0-1	0-0	0-0	0	0	0	0	0	0	0	0	0	0+			
10	ANINYE, Kenny	0-0	0-0	0-0	0	0	0	0	0	0	0	0	1	7			
23	TYIOLA, Abayomi	6-15	0-1	3-4	3	6	9	4	15	0	1	1	2	22			
35	GOODMAN, Leo	2-7	2-4	0-0	3	5	8	2	6	1	1	0	0	21			
	Team				2	0	2										
	Totals	25-72	5-17	7-12	12	34	46	25	62	11	11	1	9	200			

FG % 1st Half: 11-33 33.3% 2nd half: 14-39 35.9% Game: 25-72 34.7% Deadball Rebounds 2
 3FG % 1st Half: 1-9 11.1% 2nd half: 4-8 50.0% Game: 5-17 29.4%
 FT % 1st Half: 1-4 25.0% 2nd half: 6-8 75.0% Game: 7-12 58.3%

Nebraska 71 • 10-5

#	Player	Total			3-Ptr			Rebounds			PF	TP	A	TO	Blk	Stl	Min
		FG	FGA	FT	FTA	FG	FGA	FT	FTA	Off							
05	Watson Jr., Glynn	* 0-3	0-2	1-2	0	4	4	3	1	1	1	0	0	24			
11	Taylor, Evan	* 4-6	1-1	1-4	0	2	2	1	10	4	2	1	1	31			
14	Copeland, Isaac	* 5-20	0-3	3-4	2	6	8	0	13	0	2	2	1	33			
24	Palmer Jr., James	* 3-12	1-5	6-9	2	6	8	2	13	4	0	0	1	24			
32	Tshimanga, Jordy	* 3-4	0-0	0-1	3	7	10	0	6	0	0	1	0	16			
00	Okeke, Duby	0-0	0-0	0-1	0	1	1	0	0	0	0	1	0	5			
12	Allen, Thomas	1-4	0-2	2-2	0	4	4	0	4	1	1	0	1	11			
13	Gill, Anton	3-9	3-8	3-4	0	2	2	2	12	2	2	0	0	29			
15	Roby, Isaiah	1-2	0-0	2-2	0	2	2	3	4	1	3	2	0	13			
20	Borchardt, Tanner	2-3	0-0	4-5	5	5	10	2	8	0	0	2	0	14			
	Team				0	1	1										
	Totals	22-63	5-21	22-34	14	38	52	13	71	13	11	9	4	200			

FG % 1st Half: 7-29 24.1% 2nd half: 15-34 44.1% Game: 22-63 34.9% Deadball Rebounds 5
 3FG % 1st Half: 3-13 23.1% 2nd half: 2-8 25.0% Game: 5-21 23.8%
 FT % 1st Half: 7-14 50.0% 2nd half: 15-20 75.0% Game: 22-34 64.7%

Officials: Bill Ek, Tom Eades, Edwin Young
 Technical fouls: Stetson-None, Nebraska-None.
 Attendance: 15040
 Actual Attendance: 11,284

Score by periods	1st	2nd	Total
Stetson	24	38	62
Nebraska	24	47	71

Last FG - STET 2nd-00:16, NEB 2nd-00:07.
 Largest lead - STET by 3 2nd-19:35, NEB by 11 2nd-02:11.
 STET led for 01:23, NEB led for 32:25. Game was tied for 06:12.

Delaware State vs Nebraska 12/22/17 7:01 p.m. at Pinnacle Bank Arena (Lincoln, Neb.)

Delaware State 68 • 2-12

#	Player	Total			3-Ptr			Rebounds			PF	TP	A	TO	Blk	Stl	Min
		FG	FGA	FT	FTA	FG	FGA	FT	FTA	Off							
10	WALLER, Kavon	f 6-12	3-7	1-2	3	6	9	2	16	1	1	0	0	35			
23	OKOLUE, Simon	f 5-8	0-0	3-4	3	3	6	2	13	0	2	0	0	30			
24	TAVAKALYAN, Artem	f 5-9	2-2	1-2	3	2	5	1	13	2	3	0	2	35			
04	WILEY, Pinky	g 6-13	0-1	0-0	0	1	1	1	12	2	2	0	3	33			
11	WALKER, Jonathan	g 0-2	0-1	1-2	1	1	2	1	2	3	0	0	1	20			
01	COLLINS, Marquis	3-6	1-2	0-0	0	1	1	5	7	0	0	0	0	12			
13	CARTER, Myles	1-1	0-0	0-0	0	1	1	0	2	0	1	0	0	6			
21	EDWARDS, Saleick	0-3	0-2	0-0	1	0	0	0	1	0	0	0	0	8			
32	GAMBLE, Daivon	0-3	0-0	0-0	1	2	3	0	0	0	0	0	0	6			
50	ONIFADE, Demola	2-5	0-0	0-0	1	2	3	2	4	0	1	1	0	15			
	Team				0	0	0										
	Totals	28-62	6-15	6-10	13	19	32	14	68	8	16	1	6	200			

FG % 1st Half: 11-29 37.9% 2nd half: 17-33 51.5% Game: 28-62 45.2% Deadball Rebounds 3
 3FG % 1st Half: 3-6 50.0% 2nd half: 3-9 33.3% Game: 6-15 40.0%
 FT % 1st Half: 1-2 50.0% 2nd half: 5-8 62.5% Game: 6-10 60.0%

Nebraska 85 • 9-5

#	Player	Total			3-Ptr			Rebounds			PF	TP	A	TO	Blk	Stl	Min
		FG	FGA	FT	FTA	FG	FGA	FT	FTA	Off							
14	Copeland, Isaac	f 4-9	1-2	2-3	2	0	2	1	11	2	1	2	0	17			
32	Tshimanga, Jordy	c 2-3	0-0	2-4	4	2	6	1	6	1	1	0	0	24			
05	Watson Jr., Glynn	g 1-3	0-2	0-0	1	1	2	0	2	3	3	0	3	15			
11	Taylor, Evan	g 2-3	1-2	0-0	0	3	3	1	5	1	0	1	0	23			
24	Palmer Jr., James	g 6-11	2-4	4-6	1	0	1	1	18	2	0						



Nebraska vs Purdue
01/06/18 2:20 PM ET at West Lafayette, Ind. / Mackey Arena

Nebraska 62 • 11-6, 2-2

#	Player	Total		3-Ptr		Rebounds			PF	TP	A	TO	Blk	Stl	Min
		FG-FGA	FT-FTA	FG-FGA	FT-FTA	Off	Def	Tot							
14	Copeland, Isaac	r	7-12	2-3	0-0	0	2	2	2	16	1	3	0	1	33
32	Tshimanga, Jordy	c	0-0	0-0	0-0	0	0	0	0	0	0	1	0	0	6
05	Watson Jr., Glynn	g	2-10	2-6	1-2	0	6	6	1	7	2	3	0	1	35
11	Taylor, Evan	g	2-5	0-0	0-0	0	1	1	1	4	1	2	0	1	25
24	Palmer Jr., James	g	6-13	1-4	9-10	1	6	7	3	22	3	3	0	2	36
00	Okeke, Duby		1-1	0-0	0-0	3	1	4	4	2	0	1	0	1	7
12	Allen, Thomas		0-1	0-0	0-0	0	0	0	1	0	1	1	0	0	5
13	Gill, Anton		1-5	1-2	0-0	0	2	2	2	3	2	0	0	0	19
15	Roby, Isaiah		3-6	0-2	2-4	0	4	4	3	8	2	1	1	3	25
20	Borchardt, Tanner		0-1	0-0	0-0	0	1	1	2	0	0	0	0	1	9
	Team					3	0	3			1				
	Totals		22-54	6-17	12-16	7	23	30	19	62	12	16	1	10	200

FG % 1st Half: 12-26 46.2% 2nd half: 10-28 35.7% Game: 22-54 40.7% Deadball Rebounds 1,1
 3FG % 1st Half: 3-10 30.0% 2nd half: 3-7 42.9% Game: 6-17 35.3%
 FT % 1st Half: 4-4 100.0 2nd half: 8-12 66.7% Game: 12-16 75.0%

Purdue 74 • 15-2, 4-0

#	Player	Total		3-Ptr		Rebounds			PF	TP	A	TO	Blk	Stl	Min
		FG-FGA	FT-FTA	FG-FGA	FT-FTA	Off	Def	Tot							
12	Edwards, Vincent	r	7-14	1-4	6-6	5	5	10	1	21	6	0	1	0	39
44	Haas, Isaac	c	5-7	0-0	4-5	3	3	6	3	14	2	3	2	0	18
03	Edwards, Carsen	g	3-13	1-7	0-0	1	4	5	0	7	3	3	0	1	31
11	Thompson, P.J.	g	2-4	2-3	3-4	0	2	2	3	9	2	3	0	1	30
31	Mathias, Dakota	g	4-9	2-4	1-1	0	4	4	2	11	2	2	0	4	35
14	Cline, Ryan		0-4	0-3	0-0	0	1	1	0	0	1	0	0	1	14
20	Eastern, Nojel		2-3	0-0	0-2	1	3	4	2	4	0	1	1	0	10
23	Taylor, Jacquil		0-2	0-0	0-0	1	1	2	0	0	0	0	0	0	3
24	Eifert, Grady		0-0	0-0	0-0	0	0	0	0	0	0	0	0	0	1
32	Haarms, Matt		4-5	0-0	0-0	1	2	3	4	8	1	2	2	0	19
	Team					0	2	2			2				
	Totals		27-61	6-21	14-18	12	27	39	15	74	17	16	6	7	200

FG % 1st Half: 16-33 48.5% 2nd half: 11-28 39.3% Game: 27-61 44.3% Deadball Rebounds 2,1
 3FG % 1st Half: 4-12 33.3% 2nd half: 2-9 22.2% Game: 6-21 28.6%
 FT % 1st Half: 5-6 83.3% 2nd half: 9-12 75.0% Game: 14-18 77.8%

Officials: Terry Oglesby, D.J. Carstensen, Bill Ek
 Technical fouls: Nebraska-Copeland, Isaac. Purdue-None.
 Attendance: 14804

Score by periods	1st	2nd	Total
Nebraska	31	31	62
Purdue	41	33	74

	In	Off	2nd	Fast	Bench
Points	30	10	5	4	13
NEB	32	19	13	4	12
PURDUE					

Last FG - NEB 2nd-01:32, PURDUE 2nd-03:36.
 Largest lead - NEB None, PURDUE by 18 2nd-02:47.
 NEB led for 00:00. PURDUE led for 39:16. Game was tied for 00:44.

Wisconsin vs Nebraska
01/09/18 7:42 p.m. at Pinnacle Bank Arena (Lincoln, Neb.)

Wisconsin 59 • 9-9, 2-3

#	Player	Total		3-Ptr		Rebounds			PF	TP	A	TO	Blk	Stl	Min
		FG-FGA	FT-FTA	FG-FGA	FT-FTA	Off	Def	Tot							
21	Iverson, Khalil	r	2-5	0-1	0-0	3	4	7	0	4	0	0	1	1	32
22	Happ, Ethan	r	9-15	0-0	1-6	4	7	11	5	19	2	2	0	4	35
35	Reuvers, Nate	r	4-9	0-2	0-0	0	0	0	3	8	1	1	2	0	22
01	Pritzl, Brevin	g	4-8	1-5	1-2	1	6	7	3	10	1	1	0	0	38
34	Davidson, Brad	g	5-15	3-8	2-2	0	5	5	4	15	5	2	0	0	36
02	Ford, Aleem		1-7	1-3	0-0	0	1	1	4	3	1	0	1	0	26
03	McGrory, Walt		0-0	0-0	0-0	0	0	0	0	0	1	0	0	0	5
05	Moesch, Aaron		0-0	0-0	0-0	0	0	0	0	0	0	0	0	0	3
15	Thomas, Charles		0-0	0-0	0-0	0	0	0	2	0	0	1	0	0	1
20	Schlundt, T.J.		0-0	0-0	0-0	0	0	0	0	0	0	0	0	0	2
	Team					1	0	1			3				
	Totals		25-59	5-19	4-10	9	23	32	21	59	11	10	4	5	200

FG % 1st Half: 9-27 33.3% 2nd half: 16-32 50.0% Game: 25-59 42.4% Deadball Rebounds 3
 3FG % 1st Half: 3-11 27.3% 2nd half: 2-8 25.0% Game: 5-19 26.3%
 FT % 1st Half: 1-2 50.0% 2nd half: 3-8 37.5% Game: 4-10 40.0%

Nebraska 63 • 12-6, 3-2

#	Player	Total		3-Ptr		Rebounds			PF	TP	A	TO	Blk	Stl	Min
		FG-FGA	FT-FTA	FG-FGA	FT-FTA	Off	Def	Tot							
14	Copeland, Isaac	r	5-10	0-3	2-3	0	6	6	2	12	0	1	3	1	32
32	Tshimanga, Jordy	c	3-5	0-0	3-4	2	4	6	5	9	0	1	0	0	18
05	Watson Jr., Glynn	g	0-6	0-2	3-4	1	4	5	2	3	3	3	0	0	28
11	Taylor, Evan	g	0-1	0-0	1-2	0	3	3	4	1	2	0	0	0	28
24	Palmer Jr., James	g	5-11	0-3	8-9	1	4	5	1	18	2	4	2	0	27
00	Okeke, Duby		0-1	0-0	0-0	0	0	0	0	0	0	0	0	1	5
12	Allen, Thomas		3-5	0-1	2-2	0	0	0	0	8	0	0	0	0	15
13	Gill, Anton		3-6	2-5	0-0	0	1	1	1	8	0	1	0	0	23
15	Roby, Isaiah		1-2	0-0	2-4	2	6	8	2	4	2	1	1	0	18
20	Borchardt, Tanner		0-0	0-0	0-0	0	0	0	0	0	0	0	0	0	6
	Team					0	0	0							
	Totals		20-47	2-14	21-28	6	28	34	17	63	8	13	6	2	200

FG % 1st Half: 11-24 45.8% 2nd half: 9-23 39.1% Game: 20-47 42.6% Deadball Rebounds 5
 3FG % 1st Half: 1-7 14.3% 2nd half: 1-7 14.3% Game: 2-14 14.3%
 FT % 1st Half: 3-4 75.0% 2nd half: 18-24 75.0% Game: 21-28 75.0%

Officials: Terry Wymmer, Tom Eades, Rob Riley
 Technical fouls: Wisconsin-TEAM. Nebraska-None.
 Attendance: 15643
 Actual Attendance: 13,497
 Technical fouls: Wisconsin - 1

Score by periods	1st	2nd	Total
Wisconsin	22	37	59
Nebraska	26	37	63

	In	Off	2nd	Fast	Bench
Points	38	23	3	4	3
WIS	24	11	12	0	20
NEB					

Last FG - WIS 2nd-00:01, NEB 2nd-03:14.
 Largest lead - WIS by 1 1st-15:22, NEB by 13 2nd-13:55.
 WIS led for 00:57. NEB led for 38:27. Game was tied for 00:36.

Score tied - 1 time.
 Lead changed - 2 times.

2017-18 Nebraska Basketball
Nebraska Combined Team Statistics (as of Jan 09, 2018)
Conference games only

RECORD:	OVERALL	HOME	AWAY	NEUTRAL
ALL GAMES	3-2	2-0	1-2	0-0
CONFERENCE	3-2	2-0	1-2	0-0
NON-CONFERENCE	0-0	0-0	0-0	0-0

##	Player	gp-gs	min	avg	Total		3-Point		F-Throw		Rebounds				pf	dq	a	to	blk	stl	pts	avg
					fg-fga	fg%	3fg-fga	3fg%	ft-fga	ft%	off	def	tot	avg								
24	Palmer Jr., James	5-5	153	30.6	25-57	.439	5-19	.263	29-37	.784	6	16	22	4.4	9	0	16	12	4	2	84	16.8
05	Watson Jr., Glynn	5-5	159	31.8	18-58	.310	8-22	.364	20-24	.833	4	25	29	5.8	9	0	15	12	1	6	64	12.8
14	Copeland, Isaac	5-5	143	28.6	21-45	.467	4-16	.250	11-13	.846	6	19	25	5.0	7	0	4	7	8	2	57	11.4
10	McVeigh, Jack	1-0	5	5.0	2-4	.500	2-3	.667	0-0	.000	0	1	1	1.0	0	0	0	0	0	0	6	6.0
13	Gill, Anton	5-0	110	22.0	9-25	.360	7-17	.412	5-6	.833	1	9	10	2.0	7	0	3	3	1	3	30	6.0
15	Roby, Isaiah	5-0	102	20.4	10-18	.556	3-5	.600	5-10	.500	4	18	22	4.4	15	0	6	4	5	4	28	5.6
32	Tshimanga, Jordy	5-5	65	13.0	6-19	.316	0-0	.000	7-8	.875	6	12	18	3.6	16	2	1	7	2	1	19	3.8
11	Taylor, Evan	5-5	125	25.0	6-20	.300	1-4	.250	4-6	.667	2	15	17	3.4	14	0	7	9	2	2	17	3.4
12	Allen, Thomas	5-0	43	8.6	5-11	.455	1-3	.333	2-2	1.000	0	3	3	0.6	1	0	1	1	0	1	13	2.6
00	Okeke, Duby	5-0	48	9.6	4-8	.500	0-0	.000	0-2	.000	7	6	13	2.6	11	0	0	4	6	2	8	1.6
20	Borchardt, Tanner	4-0	38	9.5	2-4	.500	0-0	.000	0-1	.000	1	5	6	1.5	7	0	2	0	2	1	4	1.0
34	Thorbjarnarson, Thor	1-0	3	3.0	0-1	.000	0-0	.000	0-0	.000	1	0	1	1.0	1	0	0	0	0	0	0	0.0
25	Akenten, Nana	1-0	6	6.0	0-1	.000	0-1	.000	0-0	.000	0	0	0	0.0	0	0	0	0	0	0	0	0.0
Team											4	5	9				2					
Total.....		5	1000		108-271	.399	31-90	.344	83-109	.761	42	134	176	35.2	97	2	55	61	31	24	330	66.0
Opponents.....		5	1000		120-310	.387	28-96	.292	74-104	.712	70	129	199	39.8	92	-	67	56	31	22	342	68.4

TEAM STATISTICS	NEB	OPP	Date	Opponent	Score	Att.
SCORING	330	342	* 12/3/17	at Michigan State	L 57-86	14797
Points per game	66.0	68.4	* 12/05/17	MINNESOTA	w 78-68	15598
Scoring margin	-2.4	-	* 01/02/18	at Northwestern	w 70-55	5443
FIELD GOALS-ATT	108-271	120-310	* 01/06/18	at Purdue	L 62-74	14804
Field goal pct	.399	.387	* 01/09/18	WISCONSIN	w 63-59	15643
3 POINT FG-ATT	31-90	28-96	* - Conference game			
3-point FG pct	.344	.292				
3-pt FG made per game	6.2	5.6				
FREE THROWS-ATT	83-109	74-104				
Free throw pct	.761	.712				
F-Throws made per game	16.6	14.8				
REBOUNDS	176	199				
Rebounds per game	35.2	39.8				
Rebounding margin	-4.6	-				
ASSISTS	55	67				
Assists per game	11.0	13.4				
TURNOVERS	61	56				
Turnovers per game	12.2	11.2				
Turnover margin	-1.0	-				
Assist/turnover ratio	0.9	1.2				
STEALS	24	22				
Steals per game	4.8	4.4				
BLOCKS	31	31				
Blocks per game	6.2	6.2				
ATTENDANCE	31241	35044				
Home games-Avg/Game	2-15620	3-11681				
Neutral site-Avg/Game	-	0-0				

Score by Periods	1st	2nd	Totals
Nebraska	147	183	330
Opponents	162	180	342

2017-18 Nebraska Basketball
Nebraska Combined Team Statistics (as of Jan 09, 2018)
All games

RECORD:	OVERALL	HOME	AWAY	NEUTRAL
ALL GAMES	12-6	9-1	1-4	2-1
CONFERENCE	3-2	2-0	1-2	0-0
NON-CONFERENCE	9-4	7-1	0-2	2-1

#	Player	gp-gs	min	avg	Total		3-Point		F-Throw		Rebounds				pf	dq	a	to	blk	stl	pts	avg	
					fg-fga	fg%	3fg-fga	3fg%	ft-fa	ft%	off	def	tot	avg									
24	Palmer Jr., James	18-18	523	29.1	90-204	.441	22-65	.338	82-112	.732	27	53	80	4.4	32	0	47	38	10	18	284	15.8	
14	Copeland, Isaac	18-18	519	28.8	85-186	.457	16-58	.276	36-50	.720	32	84	116	6.4	24	0	22	20	23	13	222	12.3	
05	Watson Jr., Glynn	18-18	513	28.5	74-195	.379	20-68	.294	41-56	.732	14	50	64	3.6	43	1	60	30	4	29	209	11.6	
13	Gill, Anton	16-0	373	23.3	49-111	.441	36-75	.480	22-26	.846	2	29	31	1.9	23	0	23	11	2	8	156	9.8	
11	Taylor, Evan	18-18	502	27.9	44-98	.449	13-25	.520	36-49	.735	13	44	57	3.2	38	0	50	28	9	15	137	7.6	
15	Roby, Isaiah	17-0	328	19.3	39-73	.534	7-20	.350	27-39	.692	21	62	83	4.9	46	0	26	22	29	9	112	6.6	
12	Allen, Thomas	17-0	191	11.2	24-57	.421	10-26	.385	15-18	.833	2	17	19	1.1	6	0	12	9	0	5	73	4.3	
32	Tshimanga, Jordy	18-18	273	15.2	24-63	.381	0-0	.000	15-28	.536	36	55	91	5.1	46	4	12	23	7	5	63	3.5	
10	McVeigh, Jack	12-0	83	6.9	10-28	.357	6-17	.353	1-1	1.000	4	9	13	1.1	8	0	2	5	0	4	27	2.3	
20	Borchardt, Tanner	13-0	88	6.8	6-11	.545	0-0	.000	6-12	.500	13	16	29	2.2	18	0	2	1	4	2	18	1.4	
34	Thorbjarnarson, Thor	6-0	16	2.7	3-7	.429	2-5	.400	0-0	.000	1	1	2	0.3	4	0	2	1	0	1	8	1.3	
25	Akenten, Nana	6-0	20	3.3	2-9	.222	2-8	.250	0-0	.000	1	1	2	0.3	0	0	0	0	0	0	6	1.0	
00	Okeke, Duby	18-0	152	8.4	7-16	.438	0-0	.000	2-7	.286	20	19	39	2.2	30	0	2	12	19	5	16	0.9	
04	Trueblood, Johnny	4-0	8	2.0	0-1	.000	0-0	.000	1-3	.333	0	3	3	0.8	1	0	1	3	0	0	1	0.3	
03	Laws, Malcolm	5-0	11	2.2	0-5	.000	0-2	.000	0-0	.000	0	0	0	0.0	0	0	0	1	0	0	0	0.0	
Team																							
Total.....		18	3600		457-1064	.430	134-369	.363	284-401	.708	203	465	668	37.1	320	5	261	211	107	114	1332	74.0	
Opponents.....		18	3600		477-1128	.423	108-332	.325	205-298	.688	239	461	700	38.9	353	-	225	243	74	95	1267	70.4	

TEAM STATISTICS	NEB	OPP	Date	Opponent	Score	Att.
SCORING	1332	1267	11/11/17	EASTERN ILLINOIS	w 72-68	15524
Points per game	74.0	70.4	11/13/17	NORTH TEXAS	w 86-67	15059
Scoring margin	+3.6	-	11/16/17	at St. John's	L 56-79	4652
FIELD GOALS-ATT	457-1064	477-1128	11/19/17	NORTH DAKOTA	w 92-70	15418
Field goal pct	.430	.423	11/23/17	vs UCF	L 59-68	3348
3 POINT FG-ATT	134-369	108-332	11/24/17	vs Marist	w 84-59	2834
3-point FG pct	.363	.325	11/26/17	vs Long Beach State	w 85-80	1712
3-pt FG made per game	7.4	6.0	11/29/17	BOSTON COLLEGE	w 71-62	15338
FREE THROWS-ATT	284-401	205-298	* 12/3/17	at Michigan State	L 57-86	14797
Free throw pct	.708	.688	* 12/05/17	MINNESOTA	w 78-68	15598
F-Throws made per game	15.8	11.4	12-09-17	at Creighton	L 65-75	17901
REBOUNDS	668	700	12/16/17	KANSAS	L 72-73	15596
Rebounds per game	37.1	38.9	12/20/17	UTSA	w 104-94	14382
Rebounding margin	-1.8	-	12/22/17	DELAWARE STATE	w 85-68	14768
ASSISTS	261	225	12/29/17	STETSON	w 71-62	15040
Assists per game	14.5	12.5	* 01/02/18	at Northwestern	w 70-55	5443
TURNOVERS	211	243	* 01/06/18	at Purdue	L 62-74	14804
Turnovers per game	11.7	13.5	* 01/09/18	WISCONSIN	w 63-59	15643
Turnover margin	+1.8	-				
Assist/turnover ratio	1.2	0.9				
STEALS	114	95				
Steals per game	6.3	5.3				
BLOCKS	107	74				
Blocks per game	5.9	4.1				
ATTENDANCE	152366	65491				
Home games-Avg/Game	10-15237	5-11519				
Neutral site-Avg/Game	-	3-2631				

* - Conference game

Score by Periods	1st	2nd	Totals
Nebraska	645	687	1332
Opponents	591	676	1267